

EAST INDIA (TRADE).

TABLES

RELATING TO THE

TRADE OF BRITISH INDIA

WITH THE

**BRITISH EMPIRE
AND FOREIGN COUNTRIES**

1909-10 TO 1913-14.

Presented to both Houses of Parliament by Command of His Majesty.




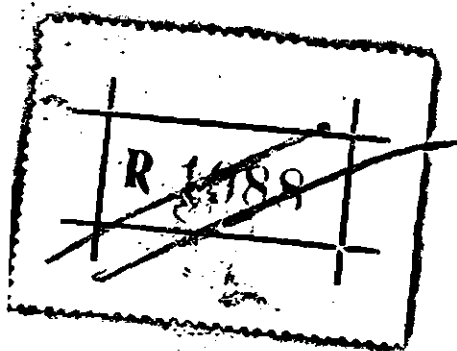
LONDON:

PRINTED UNDER THE AUTHORITY OF HIS MAJESTY'S STATIONERY OFFICE
By EYRE AND SPOTTISWOODE, LTD., EAST HARDING STREET, E.C.,
PRINTERS TO THE KING'S MOST EXCELLENT MAJESTY.

To be purchased, either directly or through any Bookseller, from
WYMAN AND SONS, LTD., 29, BREAMS BUILDINGS, FETTER LANE, E.C., and
28, ABINGDON STREET, S.W., and 54, ST. MARY STREET, CARDIFF; or
H.M. STATIONERY OFFICE (SCOTTISH BRANCH), 23, FORTH STREET, EDINBURGH; or
E. PONSONBY, LTD., 116, GRAFTON STREET, DUBLIN;
or from the Agencies in the British Colonies and Dependencies,
the United States of America and other Foreign Countries of
T. FISHER UNWIN, LTD., LONDON, W.C.

1915.

EAST INDIA (TRADE).



TABLES

RELATING TO THE

~~R-1988~~
S1104

TRADE OF BRITISH INDIA

WITH THE

BRITISH EMPIRE AND FOREIGN COUNTRIES

1910-11 TO 1914-15.

Presented to both Houses of Parliament by Command of His Majesty.



LONDON:

PRINTED UNDER THE AUTHORITY OF HIS MAJESTY'S STATIONERY OFFICE
By EYRE AND SPOTTISWOODE, LIMITED, EAST HARDING STREET, E.C.,
PRINTERS TO THE KING'S MOST EXCELLENT MAJESTY.

To be purchased, either directly or through any Bookseller, from
WYMAN AND SONS, LIMITED, 29, BREARS BUILDINGS, FETTER LANE, E.C., and
28, ABINGDON STREET, S.W., and 54, ST. MARY STREET, CARDIFF; or
H.M. STATIONERY OFFICE (SCOTTISH BRANCH), 23, FORTH STREET, EDINBURGH; or
E. PONSONBY, LIMITED, 116, GRAFTON STREET, DUBLIN;
or from the Agencies in the British Colonies and Dependencies,
the United States of America and other Foreign Countries of
T. FISHER UNWIN, LIMITED, LONDON, W.C.

1916.

[Cd. 8343.]

Price 1s. 7d.

GOVERNMENT PUBLICATIONS

(with the under-mentioned exceptions)

can be purchased in the manner indicated on the first page of this wrapper.

Accredited Agents of Free Public Libraries are entitled to a discount of 25 per cent. from published prices.

Hydrographical Publications of the Admiralty are sold by—

J. D. Potter, 145, Minories, London, E.C.

Patent Office Publications are sold at—

The Patent Office, 25, Southampton Buildings, Chancery Lane, London, W.C.

(N.B.—Classified Abridgments of Patent Specifications are sold also by Wyman and Sons, Limited.)

Ordnance Survey and Geological Survey Publications can be purchased from—

The Director General of the Ordnance Survey, Southampton; or

The Superintendent, Ordnance Survey, Dublin; or

Agents in most of the chief towns of the United Kingdom.

(N.B.—**Small Scale Maps** are, as a rule, procurable at Railway Bookstalls in England and Wales.)

The **Journal of the Board of Agriculture and Fisheries** is published monthly by the Board, at 4, Whitehall Place, London, S.W. Price 4d., post free.

The **London Gazette** is published on Tuesday and Friday evenings by Wyman and Sons, Limited. Price 1s.

The following is a List of some recent Parliamentary Publications relating to India :—

EAST INDIA TRADE.

TABLES relating to the TRADE of BRITISH INDIA with the British Empire and Foreign Countries, 1909-10 to 1913-14.

Total Trade Value; Private Merchandise; Government Stores; Imports and Exports; Trade with Principal Countries; Treasure; Provinces and Ports; Customs Duty; Details with regard to Shipping; Land Trade. Appendices:—Customs Tariff; Trade of Aden. Index.

[Cd. 8020] of Session 1914-16. Price 1s. 7d., post free 1s. 11d.

REVIEW OF THE TRADE OF INDIA IN 1914-15.

Deals with the Foreign Sea-borne, the Frontier, the Coasting and the Inland Trade of British India. Part I. reviews the noteworthy facts in the history of the year's trade, with special reference to currency, customs revenue, shipping, and the rise in freights since the outbreak of war, and coloured charts. Part II. consists of tables giving more detailed information on the trade referred to in the Report in Part I.

[Cd. 8228] of Session 1916. Price 1s. 10d., post free 2s. 2d.

EAST INDIA—INCOME AND EXPENDITURE.

RETURN of the Net Income and Expenditure of British India, under certain specified heads, for the Three Years from 1912-13 to 1914-15.

Net Income:—Land Revenue, &c.; Opium; Taxation; Revenue derived from Commercial Undertakings; Mint; Exchange.

Net Expenditure:—Debt Services; Military Services; Collection of Revenue; Civil Services; Famine Relief and Insurance; Provincial Adjustments.

Appendices give detailed tabulated statements relating to the above.

H.C. 85 of Session 1916. Price 2½d., post free 3½d.

EAST INDIA—FINANCIAL STATEMENT AND BUDGET.

INDIAN FINANCIAL STATEMENT AND BUDGET for 1916-17, and Discussions thereon in the Legislative Council of the Governor-General.

H.C. 80 of Session 1916. Price 3s. 1d., post free 3s. 6d.

EAST INDIA—STATISTICAL ABSTRACT.

RELATING TO BRITISH INDIA FROM 1904-05 TO 1913-14. 49th NUMBER.


Area and Population, 1911; Justice, Police, and Prisons; Registration; Finance; Coinage and Currency; Post Office; Banks; Telegraphs; Municipalities; District and Local Boards; Education; Press; Co-operative Societies; Meteorology; Agriculture, Forests, and Land Tenures; Railways; Irrigation Works; Foreign Trade; Shipping; Coasting Trade; Ships Built; Ships Registered; Merchandise Marks; Port Trusts; Army; Emigration; Vital Statistics; Wild Animals and Snakes; Lunatic Asylums; Wages; Prices Current; Joint Stock Companies; Industries; Factory Inspection; Inventions and Designs; Mineral Production.

Appendices:—Population, Revenue, Expenditure, and Debt, for 25 years; Railway Mileage, Capital Outlay on Public Works, Sea-borne Imports and Exports, and Rates of Exchange, for 25 years; Customs Tariff; Chief Sources of Statistical information; Currency and Weights and Measures. Index.

[Cd. 8157] of Session 1914-16. Price 1s. 3d., post free 1s. 7d.

T. D. 161

EAST INDIA (TRADE).



T A B L E S

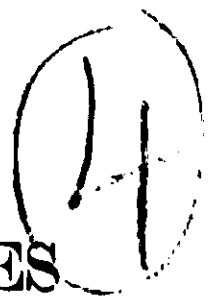
~~R 1788~~
S 1109

RELATING TO THE

TRADE OF BRITISH INDIA

WITH THE

**BRITISH EMPIRE
AND FOREIGN COUNTRIES**



1910-11 TO 1914-15.

Presented to both Houses of Parliament by Command of His Majesty.



LONDON:

PRINTED UNDER THE AUTHORITY OF HIS MAJESTY'S STATIONERY OFFICE
By EYRE AND SPOTTISWOODE, LIMITED, EAST HARDING STREET, E.C.,
PRINTERS TO THE KING'S MOST EXCELLENT MAJESTY.

To be purchased, either directly or through any Bookseller, from
WYMAN AND SONS, LIMITED, 29, BREAMS BUILDINGS, FETTER LANE, E.C., and
28, ABINGDON STREET, S.W., and 54, ST. MARY STREET, CARDIFF; or
H.M. STATIONERY OFFICE (SCOTTISH BRANCH), 23, FORTH STREET, EDINBURGH; or
E. PONSONBY, LIMITED, 116, GRAFTON STREET, DUBLIN;
or from the Agencies in the British Colonies and Dependencies,
the United States of America and other Foreign Countries of
T. FISHER UNWIN, LIMITED, LONDON, W.C.

1916.

Price 1s. 7d.

[Cd. 8343.]

EXPLANATORY NOTE.

The following tables are an abstract of the Annual Statement of the Trade and Navigation of British India with the British Empire and Foreign Countries for 1914-15 issued in India in two volumes.* Values are expressed in pounds at the rate of 15 rupees to £1, this rate having been maintained since January 1898 with but slight variation.

The trade dealt with in these accounts is the trade registered at British Indian Ports between these ports and foreign countries. The foreign trade of ports in Native States is not recorded as this trade is small owing to the absence of large harbours and to the prohibition of direct transshipment at British ports to Native States.

Foreign merchandise transhipped at Indian ports is excluded from the accounts of both imports and exports, as Indian ports are not transshipment centres for foreign countries to any considerable extent. The imports include goods landed, whether they are intended for home consumption, bonding or re-exportation, and such articles in passengers' luggage as are dutiable. Articles received from and despatched to foreign countries by parcel post are included, but, with certain exceptions, the contents of foreign registered letters received and despatched are not included.

Imports and exports of Government stores are dealt with separately.

The figures represent the quantities and values declared by importers and exporters in Bills of Entry and Shipping Bills, as subsequently checked by the Customs Officials. The weight recorded is the net weight, *i.e.*, it does not include the weight of the covers or packing. According to the provisions of the Indian Sea Customs Act, the values of goods imported or exported represent—

- (a) the wholesale cash price, less trade discount, for which goods of the like kind and quality are sold or are capable of being sold at the time and place of importation or exportation, as the case may be, without any abatement or deduction whatever, except (in the case of goods imported) of the amount of the duties payable on the importation thereof; or
- (b) where such price is not ascertainable, the cost at which goods of the like kind and quality could be delivered at such place without any abatement or deduction, except as aforesaid.

For the purpose of levying import duties the Government of India fixes tariff values of goods subject to such duties. These values are revised from time to time.

Imports are classified as received from the countries whence they were *consigned* to British India, not as in the corresponding volume for 1910-11 and earlier years, as received from the countries whence they were shipped direct to India. The country of consignment is defined as "that from which the goods have come, whether by land and sea or by sea only, without interruption of transit save in the course of transshipment or transfer from one means of conveyance to another." Thus the countries whence goods are consigned are not in all cases the countries of actual origin of the goods, since goods produced in one country may be purchased by a firm in another country and thence despatched, after a longer or shorter interval, to India. In such a case the second country would be the country of consignment, to which the goods would be credited in these Accounts.

Exports are credited to the country of *final destination* as declared by the exporters in the Shipping Bills, whether that country possesses a sea-board or not, not as hitherto to the country containing the port of discharge as declared by the exporter in the Shipping Bills, whether carried there direct or after transshipment. The country of final destination is defined as "that to which goods exported from India are intended to pass, whether by sea and land or by sea only, without interruption of transit save in the course of transshipment or transfer from one means of conveyance to another." In the corresponding volume for 1910-11 and earlier years, exports destined for countries which possess no sea-board, such as Switzerland, were credited to the country in which the port of discharge was situated.

The following considerable changes were introduced in the volume dealing with the period 1908-9 to 1912-13: firstly, the former system of classification of articles into seven main heads was replaced by the classification adopted in the trade accounts of the United Kingdom, which distinguishes between four main heads, namely:—

- I.—Food, drink, and tobacco.
- II.—Raw materials and produce and articles mainly unmanufactured.
- III.—Articles wholly or mainly manufactured.
- IV.—Miscellaneous and unclassified (including parcel post).

Secondly, the method of arrangement of articles in the abstract tables was modified; instead of a subdivision under main heads the articles were arranged in the abstract, as well as in the detailed tables, in alphabetical order, provision being made for grouping together within the alphabetical order such articles as are related industrially or commercially; and, thirdly, the list of articles separately enumerated was greatly amplified.

Summary tables were also prepared, for the first time, on the lines of those given in the Annual Statement of the Trade of the United Kingdom.

* The volumes can be obtained in this country from the Agents for the sale of Indian Government Publications.

S 1109

CONTENTS.

TABLES RELATING TO THE TRADE OF BRITISH INDIA.

| No. of Table. | | Page |
|---------------|---|------|
| 1 | TOTAL TRADE: Value | 4 |
| 2 | PRIVATE MERCHANDISE: Summary of Imports | 5 |
| 3 | " Re-exports | 8 |
| 4 | " Exports | 11 |
| | CLASSIFICATION OF THE ARTICLES INCLUDED IN TABLES 2 and 3 | 14 |
| | " " " TABLE 4 | 17 |
| 5 | PRIVATE MERCHANDISE: Principal Countries: Imports | 20 |
| 6 | " Re-exports | 21 |
| 7 | " Exports | 22 |
| 8 | Principal Articles: Imports: Total Quantity and Value | 23 |
| 9 | " Re-exports: Total Quantity and Value | 36 |
| 10 | " Exports: Total Quantity and Value | 41 |
| 11 | Articles and Countries: Imports: Quantity and Value | 49 |
| 12 | " Re-exports: " | 101 |
| 13 | " Exports: " | 110 |
| 14 | GOVERNMENT STORES: Imports | 141 |
| 15 | Exports (including Re-exports) | 144 |
| 16 | TRADE WITH PRINCIPAL COUNTRIES, distinguishing Principal Articles: Quantity and Value | 145 |
| 17 | TREASURE: Imports from different Countries | 164 |
| 18 | Description of Imports | 165 |
| 19 | Exports to different Countries | 166 |
| 20 | Description of Exports | 167 |
| 21 | PROVINCES AND PORTS: Distribution of Trade in Private Merchandise | 168 |
| 22 | CUSTOMS DUTY: Gross amount collected on different Articles, &c. | 169 |
| 23 | SHIPPING: Vessels entered and cleared, with Cargoes and in Ballast | 170 |
| 24 | " " distinguishing Nationalities | 171 |
| 25 | " entered, distinguishing Countries | 172 |
| 26 | " cleared, " " | 173 |
| 27 | " built at Indian Ports | 174 |
| 28 | " first registered at Indian Ports | 174 |
| 29 | LAND TRADE: Value of Registered Imports and Exports, distinguishing Countries, &c. | 175 |
| | APPENDIX A.—CUSTOMS TARIFF | 176 |
| | APPENDIX B.—TRADE OF ADEN | 188 |
| | INDEX | 189 |

INDIA OFFICE,
26 August 1916.

LIONEL ABRAHAMS.

TABLES

RELATING TO

THE TRADE OF BRITISH INDIA.

NOTE.—The Values throughout the following Tables are given in pounds,
at the rate of 15 Rupees to £1.

No. 1.

VALUE of the TOTAL TRADE.

| | 1910-11. | 1911-12. | 1912-13. | 1913-14. | 1914-15. |
|--|--------------------|--------------------|--------------------|--------------------|--------------------|
| FOREIGN SEA-BORNE TRADE. | £ | £ | £ | £ | £ |
| Imports: | | | | | |
| PRIVATE MERCHANDISE - - - - | 86,236,011 | 92,383,255 | 107,332,470 | 122,165,288 | 91,952,644 |
| GOVERNMENT STORES - - - - | 2,901,152 | 3,653,703 | 3,753,985 | 5,373,350 | 4,667,836 |
| TOTAL MERCHANDISE - - - - | 89,137,163 | 96,036,958 | 111,086,455 | 127,538,638 | 96,620,480 |
| TREASURE, PRIVATE - - - - | 26,444,723 | 35,614,729 | 34,132,002 | 24,413,630 | 14,513,584 |
| " GOVERNMENT - - - - | 45,853 | 32,503 | 7,089,166 | 4,546,136 | 25,298 |
| TOTAL TREASURE - - - - | 26,490,576 | 35,647,232 | 41,221,168 | 28,959,766 | 14,538,882 |
| TOTAL IMPORTS - - - - | 115,627,739 | 131,684,190 | 152,307,623 | 156,498,404 | 111,159,362 |
| Exports: | | | | | |
| PRIVATE MERCHANDISE: | | | | | |
| INDIAN PRODUCE AND MANU- FACTURES - - - - | 137,080,646 | 147,879,063 | 160,899,289 | 162,800,999 | 118,323,317 |
| FOREIGN DITTO - - - - | 2,840,700 | 4,018,100 | 3,160,044 | 3,118,219 | 2,737,794 |
| TOTAL PRIVATE MERCHANDISE | 139,921,346 | 151,897,163 | 164,059,333 | 165,919,218 | 121,061,111 |
| GOVERNMENT STORES: INDIAN - | 16,964 | 38,649 | 52,519 | 48,390 | 331,924 |
| " " FOREIGN - - - - | 36,092 | 57,392 | 33,702 | 37,385 | 57,648 |
| TOTAL GOVERNMENT STORES - | 53,056 | 96,041 | 86,221 | 85,775 | 389,572 |
| TOTAL MERCHANDISE - - - - | 139,974,402 | 151,993,204 | 164,145,554 | 166,004,993 | 121,450,683 |
| TREASURE, PRIVATE - - - - | 4,745,327 | 6,907,746 | 4,697,193 | 4,701,390 | 2,202,216 |
| " GOVERNMENT - - - - | 5,956 | 8,191 | 2,390,651 | 20,533 | 1,324,075 |
| TOTAL TREASURE - - - - | 4,751,283 | 6,915,937 | 7,087,844 | 4,721,923 | 3,526,291 |
| TOTAL EXPORTS - - - - | 144,725,685 | 158,909,141 | 171,233,398 | 170,726,916 | 124,976,974 |
| Total Sea-borne Trade - - - - | 260,353,424 | 290,593,331 | 323,541,021 | 327,225,320 | 236,136,336 |
| NET EXPORTS OF MERCHANDISE - | 50,837,239 | 55,956,246 | 53,059,099 | 38,466,355 | 24,830,203 |
| NET IMPORTS OF TREASURE - - - | 21,739,293 | 28,731,295 | 34,133,324 | 24,237,843 | 11,012,591 |
| EXCESS OF EXPORTS - - - - | 29,097,946 | 27,224,951 | 18,925,775 | 14,228,512 | 13,817,612 |
| LAND FRONTIER TRADE. | | | | | |
| Imports: | | | | | |
| MERCHANDISE - - - - | 5,329,807 | 6,233,274 | 6,919,558 | 7,239,282 | 6,714,390 |
| TREASURE - - - - | 797,397 | 686,722 | 743,902 | 773,220 | 914,274 |
| TOTAL IMPORTS - - - - | 6,127,204 | 6,919,996 | 7,663,460 | 8,012,502 | 7,628,664 |
| Exports: | | | | | |
| MERCHANDISE - - - - | 4,325,790 | 5,273,518 | 6,330,716 | 5,592,428 | 5,678,817 |
| TREASURE - - - - | 624,276 | 611,644 | 650,498 | 639,292 | 650,826 |
| TOTAL EXPORTS - - - - | 4,950,066 | 5,885,162 | 6,981,214 | 6,231,720 | 6,329,643 |
| Total Land Trade - - - - | 11,077,270 | 12,805,158 | 14,644,674 | 14,294,222 | 13,958,307 |

SUMMARY of the VALUE of the IMPORTS of MERCHANDISE CONSIGNED from the
BRITISH EMPIRE.

| | 1910-11. | 1911-12. | 1912-13. | 1913-14. | 1914-15. |
|--|-------------------|-------------------|-------------------|-------------------|-------------------|
| I.—Food, Drink, and Tobacco: | £ | £ | £ | £ | £ |
| A. Fish (excluding Canned Fish) - - - | 144,597 | 158,815 | 156,336 | 167,844 | 150,168 |
| B. Fruits and Vegetables - - - | 108,052 | 106,543 | 120,378 | 96,725 | 90,781 |
| C. Grain, Pulse, and Flour - - - | 91,720 | 46,646 | 37,953 | 177,956 | 201,144 |
| D. Liquors - - - | 720,589 | 731,844 | 776,386 | 809,958 | 716,242 |
| E. Provisions and Oilman's Stores - - | 1,017,870 | 1,077,203 | 1,268,186 | 1,287,839 | 1,150,714 |
| F. Spices - - - | 991,971 | 995,199 | 1,043,466 | 1,123,406 | 1,123,590 |
| G. Sugar - - - | 2,332,964 | 1,522,199 | 2,431,932 | 1,924,967 | 1,337,851 |
| H. Tea - - - | 58,033 | 78,975 | 88,371 | 74,301 | 82,446 |
| I. Other Food and Drink - - - | 241,622 | 295,551 | 297,746 | 267,635 | 283,295 |
| J. Tobacco - - - | 259,876 | 370,228 | 385,453 | 421,754 | 417,605 |
| TOTAL, CLASS I. - - - | 5,967,294 | 5,883,203 | 6,606,257 | 6,352,385 | 5,553,845 |
| II.—Raw Materials and Produce and Articles mainly Unmanufactured: | | | | | |
| A. Coal, Coke, and Patent Fuel - - - | 363,670 | 292,685 | 536,970 | 458,583 | 356,768 |
| B. Gums, Resins, and Lac - - - | 71,360 | 101,113 | 104,193 | 100,755 | 58,615 |
| C. Hides and Skins, Raw - - - | 63,547 | 60,807 | 56,301 | 54,121 | 39,469 |
| D. Metallic Ores and Scrap Iron or Steel for re-manufacture - - - | 4,787 | 17,211 | 24,828 | 38,090 | 17,128 |
| E. Oils - - - | 483,042 | 357,567 | 362,682 | 388,117 | 560,861 |
| F. Seeds - - - | 23,684 | 20,061 | 15,562 | 17,711 | 108,495 |
| G. Tallow, Stearine, and Wax - - - | 58,903 | 81,665 | 104,893 | 103,433 | 109,721 |
| H. Textile Materials - - - | 309,782 | 1,233,026 | 962,734 | 369,943 | 348,774 |
| I. Wood and Timber - - - | 145,502 | 142,508 | 115,123 | 191,693 | 154,983 |
| J. Miscellaneous - - - | 534,971 | 612,793 | 648,156 | 746,347 | 315,822 |
| TOTAL, CLASS II. - - - | 2,059,848 | 2,919,436 | 2,931,442 | 2,468,793 | 2,070,636 |
| III.—Articles wholly or mainly Manufactured: | | | | | |
| A. Apparel - - - | 650,671 | 780,166 | 896,368 | 992,493 | 705,302 |
| B. Arms, Ammunition, and Military Stores - - - | 200,091 | 215,123 | 226,742 | 217,400 | 205,886 |
| C. Carriages and Carts (including Cycles and Motor Cars) - - - | 675,438 | 863,151 | 1,002,705 | 1,081,704 | 761,972 |
| D. Chemicals, Drugs, and Medicines - - - | 943,610 | 983,622 | 989,764 | 1,071,274 | 1,047,972 |
| E. Cutlery, Hardware, Implements (except Machine Tools), and Instruments - - | 1,870,170 | 2,065,967 | 2,241,612 | 2,625,018 | 2,132,344 |
| F. Dyes and Colours - - - | 446,217 | 480,600 | 550,363 | 552,779 | 546,140 |
| G. Furniture, Cabinetware, and Manufactures of Wood - - - | 105,945 | 119,732 | 113,610 | 130,454 | 106,224 |
| H. Glassware and Earthenware - - - | 334,138 | 374,130 | 388,751 | 436,014 | 364,058 |
| I. Hides and Skins, Tanned or Dressed, and Leather - - - | 286,777 | 313,244 | 245,062 | 234,955 | 179,526 |
| J. Machinery of all Kinds (including Belting for Machinery) - - - | 2,906,558 | 2,604,949 | 3,508,679 | 4,965,043 | 3,994,147 |
| K. Metals, Iron and Steel, and Manufactures thereof - - - | 4,302,608 | 4,507,112 | 5,164,917 | 7,453,507 | 5,030,276 |
| L. Metals, other than Iron and Steel, and Manufactures thereof - - - | 2,103,272 | 1,758,428 | 1,602,883 | 2,302,476 | 1,626,685 |
| M. Paper, Pasteboard, and Stationery - - | 698,612 | 717,292 | 868,147 | 933,250 | 857,044 |
| N. Railway Plant and Rolling Stock - - | 2,766,711 | 2,865,837 | 4,118,283 | 6,429,946 | 6,427,010 |
| O. Yarn and Textile Fabrics - - - | 29,760,888 | 32,750,170 | 39,426,632 | 42,634,905 | 32,126,699 |
| P. Miscellaneous - - - | 2,553,450 | 2,800,691 | 2,890,248 | 3,268,273 | 3,208,433 |
| TOTAL, CLASS III. - - - | 50,605,156 | 54,205,214 | 64,234,766 | 75,329,491 | 59,317,718 |
| IV.—Miscellaneous and Unclassified - | 957,636 | 1,130,801 | 1,083,419 | 1,226,285 | 1,152,800 |
| TOTAL - - - | 59,589,934 | 63,638,654 | 74,855,884 | 85,376,954 | 68,094,999 |

NOTE.—For Articles included in this Statement, see Classification, pp. 14 to 17.

SUMMARY of the VALUE of the IMPORTS of MERCHANDISE CONSIGNED from FOREIGN COUNTRIES.

| | 1910-11. | 1911-12. | 1912-13. | 1913-14. | 1914-15. |
|--|-------------------|-------------------|-------------------|-------------------|-------------------|
| | £ | £ | £ | £ | £ |
| I.—Food, Drink, and Tobacco: | | | | | |
| A. Fish (excluding Canned Fish) | 34,602 | 39,467 | 45,004 | 40,533 | 44,992 |
| B. Fruits and Vegetables | 619,024 | 623,163 | 608,759 | 656,858 | 670,711 |
| C. Grain, Pulse, and Flour | 5,729 | 38,330 | 49,242 | 8,604 | 110,306 |
| D. Liquors | 361,579 | 368,732 | 437,884 | 441,684 | 316,540 |
| E. Provisions and Oilman's Stores | 192,646 | 214,425 | 297,960 | 361,248 | 254,093 |
| F. Spices | 35,797 | 33,647 | 43,943 | 31,469 | 22,170 |
| G. Sugar | 6,450,958 | 6,437,364 | 7,087,240 | 8,046,284 | 5,677,139 |
| H. Tea | 80,305 | 116,416 | 51,319 | 78,108 | 94,504 |
| I. Other Food and Drink | 250,455 | 303,533 | 298,628 | 343,988 | 245,994 |
| J. Tobacco | 67,736 | 74,637 | 77,143 | 80,169 | 64,152 |
| TOTAL, CLASS I. | 8,098,831 | 8,249,714 | 8,997,122 | 10,088,945 | 7,500,601 |
| II.—Raw Materials and Produce and Articles mainly Unmanufactured: | | | | | |
| A. Coal, Coke, and Patent Fuel | 17,745 | 49,276 | 241,075 | 252,337 | 166,455 |
| B. Gums, Resins, and Lac | 71,073 | 82,149 | 108,457 | 75,009 | 27,520 |
| C. Hides and Skins, Raw | 29,573 | 28,638 | 36,133 | 46,945 | 32,293 |
| D. Metallic Ores and Scrap Iron or Steel for re-manufacture | 4,478 | 2,698 | 3,253 | 3,887 | 4,340 |
| E. Oils | 1,911,003 | 2,592,700 | 2,297,485 | 2,546,494 | 2,557,382 |
| F. Seeds | 23,543 | 33,406 | 26,279 | 35,720 | 71,759 |
| G. Tallow, Stearine, and Wax | 22,223 | 37,351 | 30,324 | 47,205 | 24,258 |
| H. Textile Materials | 530,184 | 989,367 | 1,850,875 | 834,567 | 777,875 |
| I. Wood and Timber | 390,803 | 329,450 | 283,295 | 323,897 | 331,296 |
| J. Miscellaneous | 313,836 | 357,079 | 459,793 | 403,526 | 148,763 |
| TOTAL, CLASS II. | 3,319,461 | 4,502,114 | 5,336,969 | 4,569,587 | 4,141,941 |
| III.—Articles wholly or mainly Manufactured: | | | | | |
| A. Apparel | 584,023 | 613,492 | 620,142 | 676,896 | 373,479 |
| B. Arms, Ammunition, and Military Stores | 16,257 | 19,482 | 16,647 | 19,313 | 8,130 |
| C. Carriages and Carts (including Cycles and Motor Cars) | 178,833 | 192,857 | 263,490 | 340,963 | 158,313 |
| D. Chemicals, Drugs, and Medicines | 395,852 | 438,113 | 472,691 | 534,425 | 436,325 |
| E. Cutlery, Hardware, Implements (except Machine Tools), and Instruments | 1,116,638 | 1,186,213 | 1,408,703 | 1,666,122 | 727,792 |
| F. Dyes and Colours | 909,149 | 858,321 | 989,263 | 953,154 | 457,344 |
| G. Furniture, Cabinetware, and Manufactures of Wood | 83,064 | 88,716 | 84,034 | 93,869 | 58,293 |
| H. Glassware and Earthenware | 1,032,356 | 1,022,818 | 1,149,952 | 1,292,653 | 580,700 |
| I. Hides and Skins, Tanned or Dressed and Leather | 36,394 | 33,841 | 40,417 | 31,728 | 15,955 |
| J. Machinery of all Kinds (including Belting for Machinery) | 452,611 | 435,636 | 396,311 | 543,354 | 313,531 |
| K. Metals, Iron and Steel, and Manufactures thereof | 1,988,805 | 2,193,804 | 2,484,848 | 3,209,742 | 1,470,091 |
| L. Metals, other than Iron and Steel, and Manufactures thereof | 1,198,860 | 998,002 | 1,054,589 | 1,708,325 | 1,031,115 |
| M. Paper, Pasteboard, and Stationery | 405,098 | 435,366 | 516,034 | 591,732 | 368,850 |
| N. Railway Plant and Rolling Stock | 63,510 | 92,133 | 150,315 | 259,848 | 294,709 |
| O. Yarn and Textile Fabrics | 5,158,505 | 5,694,009 | 6,491,027 | 7,725,138 | 4,065,197 |
| P. Miscellaneous | 1,265,339 | 1,333,458 | 1,582,892 | 1,787,690 | 1,434,814 |
| TOTAL, CLASS III. | 14,835,299 | 15,636,261 | 17,721,355 | 21,439,952 | 11,794,638 |
| IV.—Miscellaneous and Unclassified | 342,486 | 356,512 | 421,140 | 689,850 | 420,465 |
| TOTAL | 26,646,077 | 28,744,601 | 32,476,586 | 36,788,334 | 23,857,645 |

NOTE.—For Articles included in this Statement, see Classification, pp. 14 to 17.

SUMMARY of the VALUE of the IMPORTS of MERCHANDISE CONSIGNED from the BRITISH
EMPIRE and FOREIGN COUNTRIES.

| | 1910-11. | 1911-12. | 1912-13. | 1913-14. | 1914-15. |
|--|-------------------|-------------------|--------------------|--------------------|-------------------|
| I.—Food, Drink, and Tobacco: | £ | £ | £ | £ | £ |
| A. Fish (excluding Canned Fish) | 179,199 | 198,282 | 201,390 | 208,377 | 195,160 |
| B. Fruits and Vegetables | 727,076 | 729,706 | 729,137 | 753,583 | 761,492 |
| C. Grain, Pulse, and Flour | 97,449 | 84,976 | 87,195 | 186,560 | 311,450 |
| D. Liquors | 1,082,168 | 1,100,576 | 1,214,270 | 1,251,642 | 1,082,782 |
| E. Provisions and Oilman's Stores | 1,210,516 | 1,291,628 | 1,566,146 | 1,649,087 | 1,404,807 |
| F. Spices | 1,027,768 | 1,028,846 | 1,087,409 | 1,154,873 | 1,145,769 |
| G. Sugar | 8,783,922 | 7,959,563 | 9,519,172 | 9,971,251 | 7,014,990 |
| H. Tea | 188,338 | 195,391 | 139,690 | 152,409 | 176,950 |
| I. Other Food and Drink | 492,077 | 599,084 | 596,374 | 611,623 | 539,289 |
| J. Tobacco | 327,612 | 444,865 | 462,596 | 501,923 | 481,757 |
| TOTAL, CLASS I. | 14,066,125 | 13,632,917 | 15,603,379 | 16,441,330 | 13,054,446 |
| II.—Raw Materials and Produce and Articles mainly Unmanufactured: | | | | | |
| A. Coal, Coke, and Patent Fuel | 381,415 | 341,961 | 778,045 | 710,920 | 523,223 |
| B. Gums, Resins, and Lac | 143,033 | 183,262 | 212,650 | 175,764 | 86,135 |
| C. Hides and Skins, Raw | 93,120 | 89,445 | 92,434 | 101,066 | 71,762 |
| D. Metallic Ores and Scrap Iron or Steel for re-manufacture | 9,265 | 19,909 | 28,081 | 41,977 | 21,468 |
| E. Oils | 2,394,045 | 2,950,267 | 2,660,167 | 2,934,611 | 3,118,243 |
| F. Seeds | 52,227 | 53,467 | 41,841 | 53,431 | 180,254 |
| G. Tallow, Stearine, and Wax | 81,126 | 119,016 | 135,217 | 150,638 | 133,979 |
| H. Textile Materials | 399,966 | 2,222,393 | 2,813,609 | 1,204,510 | 1,126,649 |
| I. Wood and Timber | 536,305 | 471,958 | 398,418 | 515,590 | 486,279 |
| J. Miscellaneous | 848,807 | 969,872 | 1,107,949 | 1,149,873 | 464,585 |
| TOTAL, CLASS II. | 5,379,309 | 7,421,550 | 8,268,411 | 7,038,380 | 6,212,577 |
| III.—Articles wholly or mainly Manufactured: | | | | | |
| A. Apparel | 1,234,699 | 1,393,658 | 1,516,510 | 1,669,389 | 1,078,781 |
| B. Arms, Ammunition, and Military Stores | 216,348 | 234,605 | 243,389 | 236,713 | 214,016 |
| C. Carriages and Carts (including Cycles and Motor Cars) | 854,271 | 1,056,008 | 1,266,195 | 1,422,667 | 920,285 |
| D. Chemicals, Drugs, and Medicines | 1,339,462 | 1,426,795 | 1,462,455 | 1,605,699 | 1,484,297 |
| E. Cutlery, Hardware, Implements (except Machine Tools), and Instruments | 2,986,808 | 3,252,180 | 3,650,315 | 4,291,140 | 2,860,136 |
| F. Dyes and Colours | 1,355,366 | 1,338,921 | 1,539,626 | 1,510,933 | 1,003,484 |
| G. Furniture, Cabinetware, and Manufactures of Wood | 189,009 | 208,448 | 197,644 | 224,323 | 164,517 |
| H. Glassware and Earthenware | 1,366,494 | 1,396,948 | 1,538,703 | 1,728,667 | 944,758 |
| I. Hides and Skins, Tanned or Dressed, and Leather | 323,171 | 347,085 | 285,479 | 266,683 | 195,481 |
| J. Machinery of all Kinds (including Belting for Machinery) | 3,359,169 | 3,040,585 | 3,904,990 | 5,508,397 | 4,307,678 |
| K. Metals, Iron and Steel, and Manufactures thereof | 6,291,413 | 6,700,916 | 7,649,765 | 10,063,249 | 6,500,367 |
| L. Metals, other than Iron and Steel, and Manufactures thereof | 3,302,132 | 2,756,430 | 2,657,472 | 4,010,801 | 2,657,800 |
| M. Paper, Pasteboard, and Stationery | 1,103,710 | 1,152,658 | 1,384,181 | 1,524,982 | 1,225,894 |
| N. Railway Plant and Rolling-stock | 2,830,221 | 2,957,970 | 4,268,598 | 6,689,794 | 6,721,719 |
| O. Yarn and Textile Fabrics | 34,919,393 | 38,444,179 | 45,917,659 | 50,360,043 | 36,191,896 |
| P. Miscellaneous | 3,818,789 | 4,134,149 | 4,473,140 | 5,055,963 | 4,641,247 |
| TOTAL, CLASS III. | 65,490,455 | 69,341,475 | 81,956,121 | 96,769,443 | 71,112,356 |
| IV.—Miscellaneous and Unclassified | 1,300,122 | 1,487,313 | 1,504,559 | 1,916,135 | 1,573,265 |
| TOTAL | 86,236,011 | 92,383,255 | 107,332,470 | 122,165,288 | 91,952,644 |

NOTE.—For Articles included in this Statement, see Classification, pp. 14 to 17.

SUMMARY of the VALUE of the EXPORTS of BRITISH and FOREIGN MERCHANDISE to the
BRITISH EMPIRE.

| | 1910-11. | 1911-12. | 1912-13. | 1913-14. | 1914-15. |
|---|------------------|------------------|------------------|------------------|------------------|
| | £ | £ | £ | £ | £ |
| I.—Food, Drink, and Tobacco : | | | | | |
| A. Fish (excluding Canned Fish) - - - | 37,808 | 54,045 | 60,229 | 49,180 | 36,807 |
| B. Fruits and Vegetables - - - - - | 64,549 | 90,165 | 62,256 | 50,995 | 81,180 |
| C. Grain, Pulse, and Flour - - - - - | 1,228 | 631 | 15 | 1,000 | 4,311 |
| D. Liquors - - - - - | 1,346 | 1,905 | 1,809 | 2,987 | 1,954 |
| E. Provisions and Oilman's Stores - - - | 3,130 | 3,654 | 6,125 | 8,814 | 13,845 |
| F. Spices - - - - - | 12,885 | 21,700 | 7,502 | 46,213 | 26,522 |
| G. Sugar - - - - - | 94,113 | 1,082,177 | 60,877 | 61,709 | 69,454 |
| H. Tea - - - - - | 4,465 | 4,672 | 2,223 | 3,746 | 1,876 |
| I. Other Food and Drink - - - - - | 526 | 386 | 557 | 788 | 1,182 |
| J. Tobacco - - - - - | 11,773 | 371 | 3,477 | 2,045 | 411 |
| TOTAL, CLASS I. - - - - - | 231,823 | 1,259,706 | 205,070 | 227,427 | 737,542 |
| II.—Raw Materials and Produce and Articles mainly Unmanufactured: | | | | | |
| A. Coal, Coke, and Patent Fuel - - - | 3 | 2 | 3 | 3 | 8 |
| B. Gums, Resins, and Lac - - - - - | 9,537 | 9,231 | 20,895 | 18,336 | 15,312 |
| C. Hides and Skins, Raw - - - - - | 0 | 0 | 2 | 0 | 0 |
| D. Metallic Ores and Scrap Iron or Steel for re-manufacture - - - - - | 461 | 922 | 52 | 346 | 135 |
| E. Oils - - - - - | 3,134 | 1,855 | 3,378 | 2,548 | 3,071 |
| F. Seeds - - - - - | 927 | 301 | 257 | 44 | 13,440 |
| G. Tallow, Stearine, and Wax - - - - - | 5 | 201 | 188 | 286 | 124 |
| H. Textile Materials - - - - - | 160,763 | 210,715 | 409,325 | 294,388 | 296,991 |
| I. Wood and Timber - - - - - | 881 | 2,694 | 1,386 | 1,836 | 1,370 |
| J. Miscellaneous - - - - - | 52,548 | 45,677 | 44,916 | 70,206 | 52,499 |
| TOTAL, CLASS II. - - - - - | 228,259 | 271,598 | 480,402 | 387,993 | 382,950 |
| III.—Articles wholly or mainly Manu- factured : | | | | | |
| A. Apparel - - - - - | 75,799 | 78,255 | 50,505 | 55,182 | 71,553 |
| B. Arms, Ammunition, and Military Stores | 6,499 | 7,039 | 6,238 | 16,131 | 5,369 |
| C. Carriages and Carts (including Cycles and Motor Cars) - - - - - | 30,058 | 46,309 | 55,291 | 48,368 | 40,623 |
| D. Chemicals, Drugs, and Medicines - - | 22,210 | 24,136 | 21,319 | 17,233 | 16,986 |
| E. Cutlery, Hardware, Implements (except Machine Tools), and Instruments - - - | 65,366 | 70,413 | 82,238 | 91,985 | 73,549 |
| F. Dyes and Colours - - - - - | 12,757 | 18,055 | 8,085 | 11,413 | 8,444 |
| G. Furniture, Cabinetware, and Manu- factures of Wood - - - - - | 17,908 | 10,971 | 22,678 | 30,165 | 35,648 |
| H. Glassware and Earthenware - - - - - | 18,450 | 20,280 | 23,426 | 24,062 | 12,836 |
| I. Hides and Skins, Tanned or Dressed, and Leather - - - - - | 4,033 | 3,676 | 2,645 | 4,545 | 2,930 |
| J. Machinery of all Kinds (including Belting for Machinery) - - - - - | 23,509 | 29,964 | 46,269 | 27,386 | 23,922 |
| K. Metals, Iron and Steel, and Manu- factures thereof - - - - - | 7,306 | 11,541 | 13,205 | 12,272 | 12,517 |
| L. Metals, other than Iron and Steel, and Manufactures thereof - - - - - | 7,707 | 43,563 | 31,332 | 12,450 | 21,144 |
| M. Paper, Pasteboard, and Stationery - - | 6,942 | 6,494 | 11,708 | 7,197 | 6,573 |
| N. Railway Plant and Rolling-stock - - | 2,473 | 901 | 5,152 | 7,805 | 3,134 |
| O. Yarn and Textile Fabrics - - - - - | 444,635 | 509,806 | 533,369 | 455,315 | 268,925 |
| P. Miscellaneous - - - - - | 67,554 | 85,100 | 91,274 | 106,100 | 62,564 |
| TOTAL, CLASS III. - - - - - | 813,206 | 966,503 | 1,004,734 | 927,609 | 666,717 |
| IV.—Miscellaneous and Unclassified - - | 126,684 | 62,939 | 72,195 | 76,100 | 56,532 |
| TOTAL - - - - - | 1,399,972 | 2,560,746 | 1,762,401 | 1,619,129 | 1,843,741 |

NOTE.—For Articles included in this Statement, see Classification, pp. 14 to 17.

SUMMARY of the VALUE of the EXPORTS of BRITISH and FOREIGN MERCHANDISE to FOREIGN COUNTRIES.

| | 1910-11. | 1911-12. | 1912-13. | 1913-14. | 1914-15. |
|--|------------------|------------------|------------------|------------------|----------------|
| I.—Food, Drink, and Tobacco: | £ | £ | £ | £ | £ |
| A. Fish (excluding Canned Fish) | 4,922 | 544 | 4,869 | 1,075 | 964 |
| B. Fruits and Vegetables | 18,056 | 30,565 | 30,574 | 27,097 | 5,390 |
| C. Grain, Pulse, and Flour | 8,755 | 2,335 | 356 | 11,882 | 16,498 |
| D. Liquors | 2,077 | 2,104 | 2,111 | 1,865 | 3,238 |
| E. Provisions and Oilman's Stores | 7,384 | 7,812 | 7,441 | 9,151 | 9,932 |
| F. Spices | 5,111 | 8,325 | 3,441 | 8,512 | 4,411 |
| G. Sugar | 121,958 | 72,426 | 83,775 | 77,735 | 101,399 |
| H. Tea | 25,563 | 13,372 | 23,577 | 18,180 | 11,845 |
| I. Other Food and Drink | 1,968 | 3,310 | 3,972 | 3,868 | 13,464 |
| J. Tobacco | 10,082 | 964 | 766 | 1,199 | 3,754 |
| TOTAL, CLASS I. | 205,876 | 141,757 | 160,882 | 160,564 | 170,895 |
| II.—Raw Materials and Produce and Articles mainly Unmanufactured: | | | | | |
| A. Coal, Coke, and Patent Fuel | 17 | 338 | 282 | 158 | 128 |
| B. Gums, Resins, and Lac | 61,298 | 56,079 | 60,270 | 69,524 | 36,193 |
| C. Hides and Skins, Raw | 0 | 0 | 420 | 0 | 0 |
| D. Metallic Ores and Scrap Iron or Steel for re-manufacture | 51,357 | 34,246 | 32,053 | 35,611 | 6,483 |
| E. Oils | 6,783 | 4,759 | 4,104 | 3,204 | 2,268 |
| F. Seeds | 302 | 69 | 582 | 81 | 19 |
| G. Tallow, Stearine, and Wax | 0 | 47 | 12 | 20 | 70 |
| H. Textile Materials | 43,630 | 47,044 | 47,022 | 43,503 | 41,054 |
| I. Wood and Timber | 2,995 | 5,092 | 994 | 1,900 | 1,451 |
| J. Miscellaneous | 16,399 | 13,912 | 20,516 | 18,734 | 18,514 |
| TOTAL, CLASS II. | 182,781 | 161,586 | 166,255 | 172,735 | 107,080 |
| III.—Articles wholly or mainly Manufactured: | | | | | |
| A. Apparel | 49,281 | 70,207 | 32,948 | 55,981 | 18,582 |
| B. Arms, Ammunition, and Military Stores | 577 | 491 | 426 | 469 | 471 |
| C. Carriages and Carts (including Cycles and Motor Cars) | 5,587 | 7,733 | 6,263 | 8,313 | 1,788 |
| D. Chemicals, Drugs, and Medicines | 30,454 | 21,612 | 22,180 | 27,556 | 13,359 |
| E. Cutlery, Hardware, Implements (except Machine Tools), and Instruments | 63,876 | 76,726 | 79,103 | 76,266 | 43,955 |
| F. Dyes and Colours | 12,596 | 16,045 | 16,376 | 14,676 | 6,149 |
| G. Furniture, Cabinetware, and Manufactures of Wood | 4,130 | 2,287 | 4,678 | 3,671 | 3,822 |
| H. Glassware and Earthenware | 24,086 | 31,213 | 34,980 | 28,547 | 15,399 |
| I. Hides and Skins, Tanned or Dressed, and Leather | 1,466 | 2,239 | 1,863 | 3,238 | 1,504 |
| J. Machinery of all kinds (including Belting for Machinery) | 7,235 | 12,170 | 6,857 | 9,403 | 7,908 |
| K. Metals, Iron and Steel, and Manufactures thereof | 18,668 | 20,139 | 21,292 | 22,271 | 15,599 |
| L. Metals, other than Iron and Steel, and Manufactures thereof | 52,539 | 41,517 | 35,101 | 65,442 | 34,063 |
| M. Paper, Pasteboard, and Stationery | 8,002 | 6,974 | 5,855 | 6,929 | 7,020 |
| N. Railway Plant and Rolling Stock | 36 | 0 | 148 | 620 | 128 |
| O. Yarn and Textile Fabrics | 691,613 | 798,834 | 728,012 | 775,673 | 406,291 |
| P. Miscellaneous | 58,372 | 31,125 | 51,030 | 38,308 | 24,727 |
| TOTAL, CLASS III. | 1,028,518 | 1,139,312 | 1,047,112 | 1,136,761 | 600,825 |
| IV.—Miscellaneous and Unclassified | 23,553 | 14,699 | 23,394 | 29,030 | 15,253 |
| TOTAL | 1,440,728 | 1,457,354 | 1,397,643 | 1,499,090 | 894,053 |

NOTE.—For Articles included in this Statement, see Classification, pp. 14 to 17.

SUMMARY of the VALUE of the EXPORTS of BRITISH and FOREIGN MERCHANDISE to the
BRITISH EMPIRE and FOREIGN COUNTRIES.

| | 1910-11. | 1911-12. | 1912-13. | 1913-14. | 1914-15. |
|---|------------------|------------------|------------------|------------------|------------------|
| | £ | £ | £ | £ | £ |
| I.—Food, Drink, and Tobacco: | | | | | |
| A. Fish (excluding Canned Fish) | 42,730 | 54,589 | 65,098 | 50,255 | 37,771 |
| B. Fruit and Vegetables | 82,605 | 120,730 | 92,830 | 78,092 | 86,570 |
| C. Grain, Pulse, and Flour | 9,983 | 2,966 | 371 | 12,882 | 20,809 |
| D. Liquors | 3,423 | 4,009 | 3,920 | 4,802 | 5,192 |
| E. Provisions and Oilman's Stores | 10,514 | 11,466 | 13,566 | 17,965 | 23,777 |
| F. Spices | 17,996 | 30,025 | 10,943 | 54,725 | 30,933 |
| G. Sugar | 216,071 | 1,154,603 | 144,652 | 139,444 | 670,853 |
| H. Tea | 30,028 | 18,044 | 25,800 | 21,926 | 13,721 |
| I. Other Food and Drink | 2,494 | 3,696 | 4,529 | 4,656 | 14,646 |
| J. Tobacco | 21,855 | 1,335 | 4,243 | 3,244 | 4,165 |
| TOTAL, CLASS I. | 437,699 | 1,401,463 | 365,952 | 387,991 | 908,437 |
| II.—Raw Materials and Produce and Articles mainly Unmanufactured: | | | | | |
| A. Coal, Coke, and Patent Fuel | 20 | 340 | 285 | 161 | 136 |
| B. Gums, Resins, and Lac | 70,835 | 65,310 | 81,165 | 87,860 | 51,505 |
| C. Hides and Skins, Raw | 0 | 0 | 422 | 0 | 0 |
| D. Metallic Ores and Scrap Iron or Steel for re-manufacture | 51,818 | 35,168 | 32,105 | 35,957 | 6,618 |
| E. Oils | 9,917 | 6,614 | 7,482 | 5,752 | 5,339 |
| F. Seeds | 1,229 | 370 | 839 | 125 | 13,459 |
| G. Tallow, Stearine, and Wax | 5 | 248 | 200 | 306 | 194 |
| H. Textile Materials | 204,393 | 257,759 | 456,347 | 337,891 | 338,945 |
| I. Wood and Timber | 3,876 | 7,786 | 2,330 | 3,736 | 2,821 |
| J. Miscellaneous | 68,947 | 59,589 | 65,432 | 88,940 | 71,013 |
| TOTAL, CLASS II. | 411,040 | 433,184 | 646,657 | 560,728 | 490,030 |
| III.—Articles wholly or mainly Manu- factured: | | | | | |
| A. Apparel | 125,080 | 148,462 | 83,453 | 110,563 | 90,135 |
| B. Arms, Ammunition, and Military Stores | 7,076 | 7,530 | 6,664 | 16,600 | 5,840 |
| C. Carriages and (Carts including Cycles and Motor Cars) | 35,645 | 54,042 | 61,554 | 56,681 | 42,411 |
| D. Chemicals, Drugs, and Medicines | 52,664 | 45,748 | 43,499 | 44,789 | 30,345 |
| E. Cutlery, Hardware, Implements (except Machine Tools), and Instruments | 129,242 | 147,139 | 161,341 | 168,251 | 117,504 |
| F. Dyes and Colours | 25,353 | 34,100 | 24,461 | 26,089 | 14,593 |
| G. Furniture, Cabinetware, and Manufac- tures of Wood | 22,038 | 13,258 | 27,356 | 33,836 | 39,470 |
| H. Glassware and Earthenware | 42,536 | 51,493 | 58,406 | 52,609 | 28,235 |
| I. Hides and Skins, Tanned or Dressed, and Leather | 5,499 | 5,915 | 4,508 | 7,783 | 4,434 |
| J. Machinery of all kinds (including Belting for Machinery) | 30,744 | 42,134 | 53,126 | 36,789 | 31,890 |
| K. Metals, than Iron and Steel, and Manufac- tures thereof | 25,974 | 31,680 | 34,497 | 34,543 | 28,116 |
| L. Metals, other than Iron and Steel, and Manufactures thereof | 60,246 | 85,080 | 66,433 | 77,892 | 55,207 |
| M. Paper, Pasteboard, and Stationery | 14,944 | 13,468 | 17,563 | 14,126 | 13,593 |
| N. Railway Plant and Rolling Stock | 2,509 | 901 | 5,300 | 8,425 | 3,262 |
| O. Yarn and Textile Fabrics | 1,136,248 | 1,308,640 | 1,261,381 | 1,230,988 | 675,216 |
| P. Miscellaneous | 125,926 | 116,225 | 142,304 | 144,406 | 87,291 |
| TOTAL, CLASS III. | 1,841,724 | 2,105,815 | 2,051,846 | 2,064,370 | 1,267,542 |
| IV.—Miscellaneous and Unclassified | 150,237 | 77,638 | 95,589 | 105,130 | 71,785 |
| TOTAL | 2,840,700 | 4,018,100 | 3,160,044 | 3,118,219 | 2,737,794 |

NOTE.—For Articles included in this Statement, see Classification, pp. 14 to 17.

SUMMARY of the VALUE of the EXPORTS of INDIAN MERCHANDISE to the BRITISH EMPIRE.

| | 1910-11. | 1911-12. | 1912-13. | 1913-14. | 1914-15. |
|--|-------------------|-------------------|-------------------|-------------------|-------------------|
| I.—Food, Drink, and Tobacco: | £ | £ | £ | £ | £ |
| A. Fish (excluding Canned Fish) | 266,227 | 961,610 | 241,514 | 255,257 | 292,985 |
| B. Fruits and vegetables | 189,573 | 207,903 | 226,499 | 259,290 | 260,263 |
| C. Grain, Pulse, and Flour | 15,330,311 | 18,640,580 | 21,515,206 | 15,843,573 | 13,468,372 |
| D. Liquors | 8,499 | 4,272 | 5,730 | 1,720 | 63 |
| E. Provisions and Oilman's Stores | 236,640 | 256,892 | 277,253 | 312,793 | 263,532 |
| F. Spices | 254,710 | 269,175 | 290,269 | 267,206 | 334,724 |
| G. Sugar | 88,950 | 84,310 | 150,824 | 66,878 | 44,621 |
| H. Tea | 6,745,493 | 7,289,154 | 7,264,271 | 8,224,861 | 9,127,095 |
| I. Other Food and Drink | 383,019 | 399,291 | 485,819 | 472,606 | 482,274 |
| J. Tobacco | 185,839 | 197,962 | 230,291 | 269,908 | 222,832 |
| TOTAL, CLASS I. | 23,689,261 | 27,611,149 | 30,687,676 | 25,974,092 | 24,436,761 |
| II.—Raw Materials and Produce and Articles mainly Unmanufactured: | | | | | |
| A. Coal, Coke, and Patent Fuel | 435,304 | 442,403 | 488,273 | 400,393 | 305,504 |
| B. Gums, Resins, and Lac | 415,507 | 335,584 | 347,092 | 422,698 | 318,866 |
| C. Hides and Skins, Raw | 376,599 | 401,177 | 588,465 | 396,132 | 747,840 |
| D. Metallic Ores and Scrap Iron or Steel for re-manufacture | 207,826 | 181,297 | 335,237 | 380,397 | 437,240 |
| E. Oils | 290,622 | 382,965 | 341,894 | 354,159 | 550,578 |
| F. Seeds | 4,721,838 | 4,573,779 | 3,389,928 | 4,106,245 | 4,283,322 |
| G. Tallow, Stearine, and Wax | 31,884 | 45,727 | 29,627 | 29,732 | 20,014 |
| H. Textile Materials | 7,949,389 | 9,834,605 | 10,396,119 | 11,040,842 | 8,234,172 |
| I. Wood and Timber | 493,058 | 401,968 | 520,564 | 418,814 | 495,850 |
| J. Miscellaneous | 569,198 | 754,676 | 1,064,535 | 1,139,212 | 1,132,710 |
| TOTAL, CLASS II. | 15,491,225 | 17,374,181 | 17,501,734 | 18,688,624 | 16,526,096 |
| III.—Articles wholly or mainly Manufactured: | | | | | |
| A. Apparel | 65,366 | 70,077 | 64,254 | 64,083 | 49,666 |
| B. Arms, Ammunition, and Military Stores | 14 | 66 | 2 | 15 | 10 |
| C. Carriages and Carts (including Cycles and Motor Cars) | 1,952 | 2,294 | 1,855 | 1,366 | 860 |
| D. Chemicals, Drugs, and Medicines | 5,990,822 | 4,401,724 | 3,411,676 | 1,634,418 | 619,303 |
| E. Cutlery, Hardware, Implements (except Machine Tools), and Instruments | 19,624 | 23,010 | 81,751 | 38,910 | 18,005 |
| F. Dyes and Colours | 361,690 | 341,871 | 329,314 | 277,024 | 845,193 |
| G. Furniture, Cabinetware, and Manufactures of Wood | 32,977 | 36,930 | 32,376 | 27,414 | 19,641 |
| H. Glassware and Earthenware | 5,628 | 6,161 | 6,783 | 5,049 | 5,003 |
| I. Hides and Skins, Tanned or Dressed, and Leather | 2,397,252 | 2,654,361 | 2,713,521 | 2,481,664 | 2,361,142 |
| J. Machinery of all Kinds (including Belting for Machinery) | 1,211 | 3,109 | 734 | 981 | 831 |
| K. Metals, Iron and Steel, and Manufactures thereof | 27,385 | 54,106 | 43,385 | 48,901 | 61,255 |
| L. Metals, other than Iron and Steel, and Manufactures thereof | 234,767 | 298,172 | 149,009 | 85,082 | 128,531 |
| M. Paper, Pasteboard, and Stationery | 2,368 | 2,931 | 3,955 | 3,561 | 2,094 |
| N. Railway Plant and Rolling Stock | 4,864 | 6,100 | 7,704 | 8,973 | 8,572 |
| O. Yarn and Textile Fabrics | 7,203,170 | 6,331,296 | 8,271,176 | 9,266,767 | 7,918,324 |
| P. Miscellaneous | 1,011,359 | 1,118,016 | 1,158,953 | 1,398,754 | 1,402,501 |
| TOTAL, CLASS III. | 17,360,449 | 15,355,724 | 16,226,448 | 15,342,962 | 13,940,940 |
| IV.—Miscellaneous and Unclassified | 1,134,643 | 1,139,505 | 1,312,915 | 1,303,294 | 1,081,870 |
| TOTAL | 57,675,578 | 61,480,559 | 65,728,773 | 61,308,972 | 55,985,667 |

NOTE.—For Articles included in this Statement, see Classification, pp. 17 to 19.

SUMMARY of the VALUE of the EXPORTS of INDIAN MERCHANDISE to FOREIGN COUNTRIES.

| | 1910-11. | 1911-12. | 1912-13. | 1913-14. | 1914-15. |
|--|-------------------|-------------------|-------------------|--------------------|-------------------|
| | £ | £ | £ | £ | £ |
| I.—Food, Drink, and Tobacco: | | | | | |
| A. Fish (excluding Canned Fish) - - - | 11,392 | 3,208 | 9,171 | 6,327 | 2,861 |
| B. Fruits and Vegetables - - - - - | 88,661 | 109,335 | 92,127 | 153,472 | 82,359 |
| C. Grain, Pulse, and Flour - - - - - | 10,386,533 | 15,665,781 | 18,685,903 | 14,250,706 | 5,897,674 |
| D. Liquors - - - - - | 18 | 10 | 0 | 2 | 5 |
| E. Provisions and Oilman's Stores - - - | 41,119 | 44,383 | 42,816 | 50,146 | 39,663 |
| F. Spices - - - - - | 284,907 | 350,199 | 331,606 | 342,198 | 303,891 |
| G. Sugar - - - - - | 15,294 | 13,395 | 18,956 | 24,771 | 14,106 |
| H. Tea - - - - - | 1,532,086 | 1,341,798 | 1,598,380 | 1,758,511 | 1,225,234 |
| I. Other Food and Drink - - - - - | 506,583 | 500,505 | 559,388 | 552,454 | 621,737 |
| J. Tobacco - - - - - | 26,823 | 73,703 | 25,471 | 49,658 | 22,524 |
| TOTAL, CLASS I. - - - - - | 12,893,416 | 18,102,317 | 21,363,818 | 17,188,245 | 8,210,054 |
| II.—Raw Materials and Produce and Articles mainly Unmanufactured: | | | | | |
| A. Coal, Coke, and Patent Fuel - - - | 78,084 | 71,553 | 100,993 | 61,031 | 46,488 |
| B. Gums, Resins, and Lac - - - - - | 1,072,459 | 1,077,434 | 1,116,308 | 953,917 | 790,270 |
| C. Hides and Skins, Raw - - - - - | 5,619,532 | 5,894,541 | 7,257,019 | 7,419,144 | 4,463,376 |
| D. Metallic Ores and Scrap Iron or Steel for re-manufacture - - - - - | 430,085 | 430,092 | 641,156 | 654,097 | 275,264 |
| E. Oils - - - - - | 281,917 | 340,020 | 230,051 | 302,926 | 150,779 |
| F. Seeds - - - - - | 12,553,260 | 14,146,104 | 11,749,908 | 13,010,714 | 5,485,949 |
| G. Tallow, Stearine, and Wax - - - - - | 26,365 | 32,289 | 25,001 | 42,470 | 19,942 |
| H. Textile Materials - - - - - | 29,052,546 | 27,373,770 | 29,205,128 | 39,388,650 | 25,050,058 |
| I. Wood and Timber - - - - - | 209,695 | 221,337 | 273,572 | 283,370 | 120,557 |
| J. Miscellaneous - - - - - | 683,484 | 688,609 | 886,812 | 837,425 | 452,600 |
| TOTAL, CLASS II. - - - - - | 49,957,427 | 50,275,749 | 51,485,948 | 62,953,744 | 36,855,783 |
| III.—Articles wholly or mainly Manufactured: | | | | | |
| A. Apparel - - - - - | 62,159 | 61,137 | 50,479 | 42,497 | 25,057 |
| B. Arms, Ammunition, and Military Stores | 0 | 0 | 5 | 0 | 0 |
| C. Carriages and Carts (including Cycles and Motor Cars) - - - - - | 405 | 730 | 878 | 749 | 411 |
| D. Chemicals, Drugs, and Medicines - - | 2,936,691 | 4,672,217 | 4,450,303 | 1,002,755 | 954,395 |
| E. Cutlery, Hardware, Implements (except Machine Tools), and Instruments - - - | 12,099 | 13,475 | 13,793 | 12,187 | 6,026 |
| F. Dyes and Colours - - - - - | 534,554 | 450,416 | 429,916 | 418,782 | 234,035 |
| G. Furniture, Cabinetware, and Manufactures of Wood - - - - - | 10,961 | 12,485 | 14,148 | 12,804 | 7,616 |
| H. Glassware and Earthenware - - - - - | 5,269 | 7,294 | 7,390 | 7,831 | 2,798 |
| I. Hides and Skins, Tanned or Dressed, and Leather - - - - - | 344,962 | 351,262 | 368,977 | 351,797 | 311,917 |
| J. Machinery of all Kinds (including Belting for Machinery) - - - - - | 658 | 76 | 37 | 290 | 271 |
| K. Metals, Iron and Steel, and Manufactures thereof - - - - - | 5,367 | 17,679 | 286,268 | 246,244 | 128,276 |
| L. Metals, other than Iron and Steel, and Manufactures thereof - - - - - | 29,485 | 68,235 | 23,612 | 48,273 | 34,177 |
| M. Paper, Pasteboard, and Stationery - - | 1,419 | 1,072 | 1,276 | 1,225 | 1,164 |
| N. Railway Plant and Rolling Stock - - | 0 | 0 | 0 | 1,364 | 33 |
| O. Yarn and Textile Fabrics - - - - - | 11,700,867 | 11,092,059 | 15,349,334 | 17,880,797 | 14,782,422 |
| P. Miscellaneous - - - - - | 738,542 | 898,911 | 998,165 | 1,023,544 | 626,256 |
| TOTAL, CLASS III. - - - - - | 16,383,438 | 17,647,048 | 21,994,581 | 21,051,139 | 17,114,854 |
| IV.—Miscellaneous and Unclassified - - | 170,787 | 373,390 | 326,169 | 298,899 | 156,959 |
| TOTAL - - - - - | 79,405,068 | 86,398,504 | 95,170,516 | 101,492,027 | 62,337,650 |

NOTE.—For Articles included in this Statement see Classification, pp. 17 to 19.

SUMMARY of the VALUE of the EXPORTS of INDIAN MERCHANDISE to the BRITISH EMPIRE
and FOREIGN COUNTRIES.

| | 1910-11. | 1911-12. | 1912-13. | 1913-14. | 1914-15. |
|--|--------------------|--------------------|--------------------|--------------------|--------------------|
| I.—Food, Drink, and Tobacco : | £ | £ | £ | £ | £ |
| A. Fish (excluding Canned Fish) | 277,619 | 264,818 | 250,685 | 261,584 | 235,846 |
| B. Fruits and Vegetables | 278,234 | 317,238 | 318,626 | 412,762 | 342,622 |
| C. Grain, Pulse, and Flour | 25,716,844 | 34,306,361 | 40,201,109 | 30,094,279 | 19,366,046 |
| D. Liquors | 8,517 | 4,282 | 5,730 | 1,722 | 68 |
| E. Provisions and Oilman's Stores | 277,759 | 301,275 | 320,069 | 362,939 | 303,195 |
| F. Spices | 539,617 | 619,374 | 621,875 | 609,404 | 638,615 |
| G. Sugar | 104,244 | 97,705 | 169,780 | 91,649 | 58,727 |
| H. Tea | 8,277,579 | 8,630,952 | 8,862,651 | 9,983,372 | 10,352,329 |
| I. Other Food and Drink | 889,602 | 899,796 | 1,045,207 | 1,025,060 | 1,104,011 |
| J. Tobacco | 212,662 | 271,665 | 255,762 | 319,566 | 245,356 |
| TOTAL, CLASS I. | 36,582,677 | 45,713,466 | 52,051,494 | 43,162,337 | 32,646,815 |
| II.—Raw Materials and Produce and Articles mainly Unmanufactured : | | | | | |
| A. Coal, Coke, and Patent Fuel | 513,388 | 513,956 | 589,266 | 461,424 | 351,992 |
| B. Gums, Resins, and Lac | 1,487,966 | 1,413,018 | 1,463,400 | 1,376,615 | 1,109,136 |
| C. Hide and Skins, Raw | 5,996,131 | 6,295,718 | 7,845,484 | 7,815,276 | 5,211,716 |
| D. Metallic Ores and Scrap Iron or Steel for re-manufacture | 637,911 | 611,389 | 976,393 | 1,034,494 | 712,504 |
| E. Oils | 572,539 | 722,985 | 571,945 | 657,085 | 701,357 |
| F. Seeds | 17,275,098 | 18,719,883 | 15,139,836 | 17,116,959 | 9,769,271 |
| G. Tallow, Stearine, and Wax | 58,249 | 78,016 | 54,628 | 72,202 | 39,956 |
| H. Textile Materials | 37,001,935 | 37,228,375 | 39,601,247 | 50,429,492 | 33,284,230 |
| I. Wood and Timber | 702,753 | 623,905 | 794,136 | 702,184 | 616,407 |
| J. Miscellaneous | 1,202,682 | 1,443,285 | 1,951,347 | 1,976,637 | 1,585,310 |
| TOTAL, CLASS II. | 65,448,652 | 67,649,930 | 68,987,682 | 81,642,368 | 59,381,879 |
| III.—Articles wholly or mainly Manufactured : | | | | | |
| A. Apparel | 127,525 | 131,214 | 114,733 | 106,580 | 74,723 |
| B. Arms, Ammunition, and Military Stores | 14 | 66 | 7 | 15 | 19 |
| C. Carriages and Carts (including Cycles and Motor Cars) | 2,357 | 3,024 | 2,733 | 2,115 | 1,271 |
| D. Chemicals, Drugs, and Medicines | 8,927,513 | 9,073,941 | 7,861,979 | 2,637,173 | 1,573,698 |
| E. Cutlery, Hardware, Implements (except Machine Tools), and Instruments | 31,723 | 41,485 | 45,544 | 51,097 | 24,031 |
| F. Dyes and Colours | 896,244 | 792,287 | 759,230 | 695,806 | 1,079,228 |
| G. Furniture, Cabinetware, and Manufactures of Wood | 43,938 | 49,415 | 46,524 | 40,218 | 27,257 |
| H. Glassware and Earthenware | 10,897 | 13,455 | 14,173 | 12,880 | 7,801 |
| I. Hides and Skins, Tanned or Dressed, and Leather | 2,742,214 | 3,006,123 | 3,082,498 | 2,833,461 | 3,173,059 |
| J. Machinery of all Kinds (including Belting for Machinery) | 1,869 | 3,185 | 771 | 1,271 | 1,102 |
| K. Metals, Iron and Steel, and Manufactures thereof | 32,752 | 71,785 | 329,653 | 295,145 | 189,531 |
| L. Metals, other than Iron and Steel, and Manufactures thereof | 264,252 | 366,407 | 172,621 | 133,355 | 162,708 |
| M. Paper, Pasteboard, and Stationery | 3,787 | 4,003 | 5,231 | 4,786 | 3,258 |
| N. Railway Plant and Rolling-stock | 4,864 | 6,100 | 7,704 | 10,337 | 8,605 |
| O. Yarn and Textile Fabrics | 18,904,037 | 17,423,355 | 23,620,510 | 27,147,564 | 22,700,746 |
| P. Miscellaneous | 1,749,901 | 2,016,927 | 2,157,118 | 2,422,298 | 2,028,757 |
| TOTAL, CLASS III. | 33,743,887 | 33,002,772 | 38,221,029 | 36,394,101 | 31,055,794 |
| IV.—Miscellaneous and Unclassified | 1,305,430 | 1,512,895 | 1,639,084 | 1,602,192 | 1,238,829 |
| TOTAL | 137,080,646 | 147,879,063 | 160,899,289 | 162,800,999 | 118,323,317 |

NOTE.—For Articles included in this Statement, see Classification, pp. 17 to 19.

CLASSIFICATION, by SECTIONS, of the ARTICLES included in TABLES 2 and 3
(IMPORTS and EXPORTS—BRITISH and FOREIGN MERCHANDISE).

| | | |
|--|--|--|
| <p>I.—Food, Drink, and Tobacco :</p> <p>A. Fish (excluding Canned Fish) : Fish, dry, unsalted. " " salted. Fishmaws and Sharkfins. Fish, Wet, Salted (ngápi). Fish, other sorts.*</p> <p>B. Fruits and Vegetables : Fresh fruits and vegetables— (a) Fresh Fruits : i. Coconuts.* ii. Others.* (b) Fresh Vegetables of all kinds.* Fruits and Vegetables: Dried, Salted, or Preserved, not being Canned or Bottled— (a) Almonds.* (b) Currants and Raisins.* (c) Dates. (d) Other sorts.</p> <p>C. Grain, Pulse, and Flour : Barley.* Gram.* Jáwar and Bájra.* Oats.* Pulse.* Rice in the Husk.* Rice not in the Husk flour.* Wheat.* " " flour in bags.* Other sorts.</p> <p>D. Liquors : Ale, Beer, and Porter. Cider and other Fermented Liquors. Spirit : (a) Brandy. (b) Gin.* (c) Liqueurs.* (d) Rum.* (e) Whisky. (f) Other sorts.</p> <p>Wines : (a) Champagne and other Sparkling Wines. (b) Port.* (c) Still Red Wines, other than Port.* (d) Sherry, Madeira, and Marsala.* (e) Still White Wines, other than Sherry, Madeira, and Marsala.* (f) Other sorts, including Vermouth and Ginger Wine.</p> <p>E. Provisions and Oilman's Stores : Bacon and Hams.* Biscuits and Cakes.* Butter (including Canned). Cheese (including Canned). Cocoa and Chocolate.* Farinaceous and Patent Foods.* Ghi.* Jams and Jellies.* Lard.* Milk, Condensed and Preserved, including Milk Cream.* Pickles, Chutnies, Sauces, and Condiments.* Vinegar (excluding Bottled Vinegar). Other sorts of Provisions : (a) Canned and Bottled Provisions (not specified elsewhere). (b) Others.*</p> | <p>I.—Food, Drink, &c.—cont.</p> <p>F. Spices : Betelnuts. Cardamoms. Cassia.* Chillies.* Cinnamon.* Cloves. Ginger. Nutmegs. Pepper. Other sorts.</p> <p>G. Sugar : Sugar, 16 Dutch Standard and above. Sugar, 15 Dutch Standard and below. Molasses.* Confectionery. Saccharin.*</p> <p>H. Tea : Tea, Black. Tea, Green.</p> <p>I. Other Food and Drink : Coffee (other than Roasted or Ground). Hops. Salt.</p> <p>J. Tobacco : Unmanufactured. Manufactured : (a) Cigars.* (b) Cigarettes.* (c) Other sorts.*</p> <p>II.—Raw Materials and Produce and Articles mainly Unmanufactured :</p> <p>A. Coal, Coke, and Patent Fuel : Coal.* Coke.* Patent Fuel.*</p> <p>B. Gums, Resins, and Lac : Gums and Resins : (a) Arabic. (b) Benjamin. (c) Olibanum or Frankincense. (d) Rosin. (e) Other sorts.</p> <p>Lac : (a) Stick and Seed.* (b) Shell and Button.* (c) Other kinds (excluding lac-dye).*</p> <p>C. Hides and Skins, Raw : Hides, Raw.* Skins, Raw.</p> <p>D. Metallic Ores and Scrap Iron or Steel for re-manufacture : Ores : (a) Copper.* (b) Iron.* (c) Lead. (d) Unenumerated. Iron or Steel, Old, for re-manufacture.</p> <p>E. Oils : Animal. Essential. Mineral : (a) Fuel Oils.* (b) Kerosene : i. In Bulk.* ii. In Tins.* (c) Lubricating oils.*</p> | <p>II.—Raw Materials, &c.—cont.</p> <p>E. Oils—cont. Mineral—cont. (d) Petroleum, dangerous (other than dangerous Paints, Solutions, and Compositions). (e) Paints, Solutions, and Compositions, dangerous.* (f) Other kinds. Vegetable, Non-essential : (a) Castor.* (b) Coconut.* (c) Cotton Seed.* (d) Groundnut.* (e) Linseed. (f) Mustard or Rape.* (g) Sesamum (Til or Jinjili). (h) Other sorts.</p> <p>F. Seeds : Oil-Seeds : (a) Essential.* (b) Non-essential : i. Castor.* ii. Copra or Coconut Kernel.* iii. Cotton.* iv. Groundnuts.* v. Linseed.* vi. Mustard.* vii. Poppy.* viii. Rape.* ix. Sesamum (Til or Jinjili). x. Tea.* xi. Others.* Other than Oil-Seeds.*</p> <p>G. Tallow, Stearine, and Wax : Tallow and Stearine (including Grease and Animal Fat). Wax of all kinds (other than Paraffin Wax) (excluding Candles).</p> <p>H. Textile Materials : Cotton, Raw. " Waste.* Flax, Raw.* Hemp, Raw.* Jute, ".* Silk ".* Silk Waste.* Wool, Raw.</p> <p>I. Wood and Timber : Timber (other than Railway Sleepers) : (a) Deal and Pine Wood.* (b) Jarrah Wood.* (c) Teak Wood. (d) Other Timber. Wood : (a) Fire-wood.* (b) Ornamental Wood : i. Ebony.* ii. Sandal.* iii. Other kinds.*</p> <p>J. Miscellaneous : Bristles and Fibre for Brushes and Brooms.* Canes and Rattans. Chalk, French.* Coir, Unmanufactured.* Feathers.* Hair of all kinds.* Horns, Tips and Pieces of Horn, and Hornmeal. Ivory, Unmanufactured. Manures : (a) Artificial and Mineral Manures.* (b) Bones.*</p> |
|--|--|--|

* Not distinguished in the table relating to re-exports.

| | | |
|--|--|---|
| <p>II.—Raw Materials, &c.—cont.</p> <p>J. Miscellaneous—cont.</p> <p>Manures—cont.</p> <p>(c) Fish Manures and Guano.*</p> <p>(d) Other kinds (excluding Oil-cake).*</p> <p>Paper-making Materials:</p> <p>(a) Pulp of Wood or other Materials.*</p> <p>(b) Rags and other Materials.*</p> <p>Plants, living (including Bulbs and Seeds for Sowing).*</p> <p>Precious Stones and Pearls unset.</p> <p>Rubber.</p> <p>Shells and Cowries:</p> <p>(a) Cowries.*</p> <p>(b) Shells:*</p> <p>i. Shells, Chanks, Sankhli, large Ornamental Shells, Cowras, Mother-of-Pearl Shells, &c.*</p> <p>ii. Tortoise Shell (including Nakhla or Nakh).*</p> <p>All other Articles of Merchandise unmanufactured.</p> | <p>III.—Articles, &c.—cont.</p> <p>D. Chemicals, Drugs, and Medicines:</p> <p>Chemicals:</p> <p>(a) Acids:</p> <p>i. Nitric.*</p> <p>ii. Sulphuric.</p> <p>iii. Other sorts.*</p> <p>(b) Aluminous Sulphates (including Alum).</p> <p>(c) Ammonia and Salts thereof.</p> <p>(d) Arsenic and its Oxides.</p> <p>(e) Bleaching Materials.*</p> <p>(f) Carbide of Calcium.*</p> <p>(g) Copperas.*</p> <p>(h) Disinfectants.*</p> <p>(i) Potassium Compounds:</p> <p>i. Cyanide of Potassium.*</p> <p>ii. Saltpetre.*</p> <p>iii. Other sorts.*</p> <p>(j) Soda Compounds:</p> <p>i. Bicarbonate of Soda (Sodium Bicarbonate).*</p> <p>ii. Borax (including Boracic Acid).*</p> <p>iii. Caustic Soda (Sodium Hydroxide).*</p> <p>iv. Sodium Carbonate (Soda Ash and Soda Crystals).*</p> <p>v. Other sorts.*</p> <p>(k) Sulphur.*</p> <p>(l) Other sorts of Chemicals.</p> | <p>III.—Articles, &c.—cont.</p> <p>E. Cutlery, &c.—cont.</p> <p>Hardware, &c.—cont.</p> <p>(j) Safes and Strong Boxes, of Metal.*</p> <p>(k) Other sorts.*</p> <p>Instruments, Apparatus, and Appliances and parts thereof:</p> <p>(a) Electrical (other than Telegraphic and Telephone), not being Machinery:</p> <p>i. Electric Fans and parts thereof.*</p> <p>ii. Electric Lamps and parts thereof.*</p> <p>iii. Electric Wires and Cables.*</p> <p>iv. Other sorts.*</p> <p>(b) Musical:</p> <p>i. Organs and Harmoniums, complete.*</p> <p>ii. Pianos and Piano Players, complete.*</p> <p>iii. Talking Machines and Accessories.</p> <p>iv. Other sorts (including parts of Musical Instruments).</p> <p>(c) Optical.</p> <p>(d) Photographic.</p> <p>(e) Scientific and Philosophical.*</p> <p>(f) Surgical.*</p> <p>(g) Other kinds.</p> <p>Telegraphs, Materials for Construction and Accessories.*</p> <p>Telephones, Materials for Construction and Accessories.*</p> |
| <p>III.—Articles wholly or mainly Manufactured.</p> <p>A. Apparel:</p> <p>Apparel (including Drapery, Uniforms, Accoutrements, but excluding Hosiery).</p> <p>Boots and Shoes:</p> <p>(a) Of Leather.*</p> <p>(b) Of other Materials.*</p> <p>Gold and Silver Thread.*</p> <p>Hats, Caps, Bonnets, and Hatter's Ware.*</p> <p>Lametta.*</p> <p>Second-hand Clothing.*</p> <p>Water-proofed Clothing.*</p> <p>B. Arms, Ammunition, and Military Stores:</p> <p>Cartridge Cases:</p> <p>(a) Filled.*</p> <p>(b) Empty.*</p> <p>Explosives:</p> <p>(a) Blasting Fuse.*</p> <p>(b) " " Gelatine.*</p> <p>(c) Dynamite.*</p> <p>(d) Gelatine Dynamite.*</p> <p>(e) Others.*</p> <p>Firearms and parts thereof.</p> <p>Gun Powder:</p> <p>(a) Common.*</p> <p>(b) Sporting.*</p> <p>Other sorts.</p> | <p>Drugs and Medicines:</p> <p>(a) Aloe.*</p> <p>(b) Asafetida.</p> <p>(c) Camphor.</p> <p>(d) Cassia Lignea.</p> <p>(e) Cocaine.*</p> <p>(f) Proprietary and Patent Medicines.*</p> <p>(g) Quinine and Alkaloids thereof (including Cinchona and Peruvian Bark).</p> <p>(h) Sarsaparilla and preparations thereof.*</p> <p>(i) Storax, including Liquid Storax (Rosé Melloes).*</p> <p>(j) Other sorts of Drugs and Medicines.</p> <p>Opium.*</p> <p>Spirit present in Drugs, Medicines, or Chemicals.*</p> | <p>F. Dyes and Colours:</p> <p>Dyeing and Tanning Substances:</p> <p>(a) Cochineal.</p> <p>(b) Cutch and Gambier:</p> <p>(c) Dyes obtained from Coal Tar:</p> <p>i. Alizarine.</p> <p>ii. Aniline.</p> <p>iii. Others.</p> <p>(d) Indigo, Synthetic.*</p> <p>(e) Saffron.</p> <p>(f) Other sorts.</p> <p>Paints and Painters' Materials:</p> <p>(a) Paints and Colours:</p> <p>i. Barytes.*</p> <p>ii. White and Red Lead.*</p> <p>iii. Other sorts.*</p> <p>(b) Painters' Materials (other than Paints and Colours):</p> <p>i. Turpentine.*</p> <p>ii. Other kinds.*</p> <p>Spirit, methylated.*</p> |
| <p>C. Carriages and Carts (including Cycles and Motor Cars):</p> <p>Carriages and Carts (excluding Railway Carriages), and parts thereof:</p> <p>(a) Carriages and Carts.*</p> <p>(b) Parts of Carriages and Carts (excluding Rubber Tyres).*</p> <p>Cycles (other than Motor Cycles) and parts thereof and Accessories:</p> <p>(a) Cycles, imported, entire or in sections.*</p> <p>(b) Parts of Cycles and Accessories (excluding Rubber Tyres).*</p> <p>Motor Cars and Motor Cycles and parts thereof:</p> <p>(a) Motor Cars and Motor Cycles.*</p> <p>(b) Parts of Motor Cars and Motor Cycles and Accessories (excluding Rubber Tyres).*</p> | <p>E. Cutlery, Hardware, Implements (except Machine Tools), and Instruments:</p> <p>Clocks and Watches and parts thereof:</p> <p>(a) Clocks and Time-pieces.*</p> <p>(b) Watches.*</p> <p>(c) Parts of Clocks and Watches.</p> <p>Cutlery.</p> <p>Electro-plated Ware.</p> <p>Hardware (excluding Cutlery and Electro-plated Ware):</p> <p>(a) Agricultural Implements.*</p> <p>(b) Buckets of Tinned or Galvanised Iron.*</p> <p>(c) Builders' Hardware, such as Locks, Hinges, Door Bolts, &c.*</p> <p>(d) Domestic Hardware, (other than Enamelled Ironware).*</p> <p>(e) Enamelled Ironware.*</p> <p>(f) Implements and Tools (other than Agricultural Implements and Machine Tools).*</p> <p>(g) Lamps, Metal.*</p> <p>(h) " " Glass.*</p> <p>(i) Parts of Lamps (other than Glass).*</p> | <p>G. Furniture, Cabinetware, and Manufactures of Wood:</p> <p>Furniture and Cabinetware:</p> <p>(a) Bedsteads.*</p> <p>(b) Furniture of Wood (other than Bedsteads).*</p> <p>(c) Furniture of other Materials (other than Bedsteads).*</p> <p>(d) Mouldings.*</p> <p>Manufactures of Wood (other than Furniture and Cabinetware).</p> <p>H. Glasware and Earthenware:</p> <p>Chinese and Japanese Ware (including Lacquered Ware, but excluding Earthenware and Porcelain).</p> <p>Earthenware and Porcelain (excluding Pipes of Earthenware).</p> <p>Glass and Glasware:</p> <p>(a) Bangles.*</p> <p>(b) Beads and False Pearls.</p> <p>(c) Bottles and Phials:</p> <p>i. Soda Water Bottles.*</p> <p>ii. Others.*</p> |

* Not distinguished in the table relating to re-exports.

| | | |
|--|---|---|
| <p>III.—Articles, &c.—cont.</p> <p>H. Glassware, &c.—cont. Glass and Glassware—<i>cont.</i> (d) Funnels, Globes, and Glass parts of Lamps.* (e) Sheet and Plate. (f) Tableware (including Decanters, Tumblers, &c.).* (g) Other Glassware.</p> <p>I. Hides and Skins, Tanned or Dressed, and Leather: Hides, Tanned or Dressed.* Skins,* Leather, Unwrought. Leather Manufactures (excluding Boots and Shoes and Belting for Machinery): (a) Bags and Trunks.* (b) Saddlery and Harness.* (c) Other sorts.*</p> <p>J. Machinery of all kinds (including Belting for Machinery): Belting for Machinery: (a) Of Leather.* (b) Of other Materials.*</p> <p>Machinery and Millwork: (a) Prime Movers (other than Electrical): i. Locomotives (excluding those for Railways). ii. Others. (b) Electrical Machinery of all kinds (not including Instruments, Apparatus, Appliances, and parts thereof): i. Generators.* ii. Motors.* iii. Other kinds.* (c) Machinery (not being Prime Movers or Electrical Machinery): i. Aerated Water making Machinery.* ii. Agricultural Machinery.* iii. Boilers.* iv. Metal working Machinery (including Machine Tools).* v. Mining Machinery: (a) Coal.* (b) Other sorts.* vi. Oil Crushing and Refining Machinery.* vii. Paper Mill Machinery.* viii. Printing and Lithographing Presses.* ix. Refrigerating Machinery.* x. Rice and Flour Mill Machinery.* xi. Saw Mill and Wood working Machinery.* xii. Sewing and Knitting Machines and parts thereof: (a) Sewing and Knitting Machines.* (b) Parts of Sewing and Knitting Machines and Accessories.* xiii. Sugar Machinery.* xiv. Tea Machinery.* xv. Textile Machinery: (a) Cotton.* (b) Jute.* (c) Other sorts.* xvi. Typewriters: (a) Typewriters.* (b) Parts of Typewriters and Accessories.* xvii. Other sorts of Machinery.</p> | <p>III.—Articles, &c.—cont.</p> <p>K. Metals, Iron and Steel, and Manufactures thereof: Iron: (a) Pig.* (b) Manufactures: i. Angle, Bolt, and Rod.* ii. Bars and Channel.* iii. Rice Bowls.*</p> <p>Iron or Steel: (a) Anchors and Cables. (b) Beams, Pillars, Girders, and Bridge Work.* (c) Bolts and Nuts.* (d) Hoops and Strips. (e) Nails, Rivets, and Washers. (f) Pipes and Fittings, Cast. (g) Rails, Chairs, and Fishplates (excluding those for Railways).* (h) Screws.* (i) Sheets and Plates: i. Galvanised. ii. Tinned. iii. Not Galvanised or Tinned. (j) Tubes and Fittings, Wrought. (k) Wire. (l) Other Manufactures of Iron or Steel.</p> <p>Steel: (a) Angle and Spring.* (b) Bars and Channel.* (c) Cast.* (d) Ingots, Blooms, Billets, and Slabs.*</p> <p>L. Metals, other than Iron and Steel, and Manufactures thereof: Aluminium.*</p> <p>Brass, Bronze, and similar Amalgams: (a) Unwrought.* (b) Wrought.</p> <p>Copper: (a) Old, for Manufacture.* (b) Unwrought: i. Tiles, Ingots, Cakes, Bricks, and Slabs. ii. Other sorts.* (c) Wrought: i. Braziers and Sheets.* ii. Mixed or Yellow Metal for Sheathing. iii. Wire, excluding Wire of Telegraph and Telephone.* iv. Other Manufactures.</p> <p>German Silver.*</p> <p>Lead: (a) Unwrought: i. Pig. ii. Other sorts. (b) Wrought: i. Sheets, Pipes, and Tubes.* ii. Sheets for Tea Chests.* iii. Other sorts.*</p> <p>Quicksilver. Soldier.*</p> <p>Tin: (a) Unwrought (Blocks, Ingots, Bars, and Slabs). (b) Wrought (including Plates or Sheets, not being Tinned Iron).*</p> <p>Zinc or Spelter (a) Unwrought. (b) Wrought or Manufactured. (c) Other sorts.</p> <p>Metals, unenumerated.</p> | <p>III.—Articles, &c.—cont.</p> <p>M. Paper, Pasteboard, and Stationery: Paper: (a) Packing Paper.* (b) Printing Paper. (c) Writing Paper and Envelopes. (d) Other kinds of Paper (including Paper Manufactures). Pasteboard, Millboard, and Cardboard of all kinds. Stationery (excluding Paper).</p> <p>N. Railway Plant and Rolling-stock: Carriages and Wagons and parts thereof.* Locomotive Engines and Tenders and parts thereof.* Materials for Construction— (a) Bridgework.* (b) Rails, Chairs, and Fish-Plates of Steel or Iron.* (c) Sleepers and Keys of Steel or Iron.* (d) Sleepers of Wood.* (e) Other kinds of Materials.*</p> <p>O. Yarns and Textile Fabrics: Cotton: (a) Twist and Yarn: Mule and Water, Nos. 1 to 10.* Mule and Water, Nos. 11 to 15.* Mule and Water, Nos. 16 to 20.* Mule and Water, Nos. 21 to 25.* Mule and Water, Nos. 26 to 30.* Mule and Water, Nos. 31 to 40.* Mule and Water, Nos. 41 to 50.* Mule and Water, above No. 50.* Orange, Red, and other colours: Nos. 1 to 20.* " 21 to 25.* " 26 to 30.* " 31 to 40.* " 41 to 50.* Above No. 50.* Mercerised Cotton Yarn.* Unspecified descriptions of Twist and Yarn.* (b) Manufactures: i. Blankets.* ii. Canvas. iii. Handkerchiefs and Shawls in the piece. iv. Hosiery. v. Lace and Patent Net. vi. Piece Goods: Grey (unbleached): Chádars.* Dhutis, Sáris, and Scarves.* Drills and Jeans.* Jaconets (including Madapollams, Mulls, and Cambrics).* Longcloth and Shirtings.* Printers.* Sheetings.* T. Cloth and Domestic.* Unspecified descriptions.* White (bleached): Chádars.* Checks, Spots, and Stripes.* Dhutis, Sáris, and Scarves.* Drills and Jeans.* Jaconets, Madapollams, Mulls, Cambrics, and Muslins.* Longcloth and Shirtings.* Nainsooks.* Sheetings.* T. Cloth and Domestic.* Twill.* Unspecified descriptions.*</p> |
|--|---|---|

* Not distinguished in the table relating to re-exports.

| | | |
|---|--|---|
| <p>III.—Articles, &c.—cont. O.—Yarns, &c.—cont. Cotton—cont. Coloured, Printed, or Dyed: Cambrics (including Madapolams, Muslins, Mulls, and Jaconets). Chádars.* Checks, Spots, and Stripes.* Dhutis (including Lungis). Drills and Jeans.* Prints and Chintz.* Sárís and Scarves.* Shirtings.* Twills.* Unspecified descriptions.* Fents of all descriptions. Piece Goods of Cotton and Artificial Silk.* viii. Rope. ix. Thread, Sewing. x. Towels in the Piece.* xi. Other sorts of Manufactures. Flax: (a) Twist and Yarn.* (b) Manufactures: i. Bags and Sacks.* ii. Canvas. iii. Piece Goods. iv. Thread, Sewing.* v. Other sorts. Haberdashery and Millinery. Hemp (excluding Cordage): (a) Bags and Sacks.* (b) Cloth.* Jute: (a) Twist and Yarn.* (b) Manufactures: i. Canvas.* ii. Gunny Bags.* iii. Gunny Cloth.* iv. Rope and Twine.* v. Other kinds.* Silk: (a) Silk—Yarn, Noils, and Warps. (b) Manufactures: i. Goods of Silk mixed with other Materials. ii. Silk Piece Goods. iii. Thread for Sewing. iv. Other sorts. Wool: (a) Yarn and Knitting Wool.* (b) Manufactures: i. Braids.* ii. Carpets and Rugs.* iii. Hosiery.* iv. Piece Goods. v. Shawls. vi. Other sorts.</p> | <p>III.—Articles, &c.—cont. P. Miscellaneous: Art. Works of (other than Pictures). Baskets and Basketware.* Books, Printed, and Printed Matter (not being Stationery), including Maps and Charts. Brushes and Brooms.* Building and Engineering Materials (other than of Iron, Steel, or Wood): (a) Asphalt.* (b) Bricks.* (c) Cement.* (d) Chalk and Lime (excluding French Chalk). (e) Clay.* (f) Pipes of Earthenware.* (g) Tiles.* (h) Other kinds.* Candles of all kinds. Coir, Manufactured (excluding Rope). Cordage, and Rope of Vegetable Fibre (excluding Jute and Cotton). Cork Manufactures.* Fireworks. Hair, Manufactures of (other than Toilet Requisites). Ivory, Manufactured. Jewellery (excluding Imitation Jewellery and Precious Stones and Pearls, unset), also Plate of Gold and Silver: (a) Jewellery. (b) Plate Gold and Silver. Matches: (a) Safety.* (b) Other sorts.* Mats and Matting (except Coir and Rubber). Oilcakes.* Oil-cloth and Floor-cloth. Packing, Engine and Boiler, of all kinds (including Asbestos). Paraffin Wax. Perfumery (not being Perfumed Spirits). Pitch, Tar, and Dammer. Polishes: (a) Polishes and Compositions for application to Leather.* (b) Polishes and Composition for application to Metals &c.* Printing and Lithographing Materials (excluding Paper): (a) Printing Type.* (b) Other Materials.*</p> | <p>III.—Articles, &c.—cont. P. Miscellaneous—cont. Prints, Engravings and Pictures: (a) Photographs and Picture Postcards.* (b) Others.* Rubber Manufactures: (a) Tyres for Motors and Motor Cycles.* (b) Tubes for Tyres.* (c) Other Manufactures (except Apparel and Boots and Shoes). Ships, parts of (including Launches and Boats). Smokers' Requisites (excluding Tobacco). Soap: (a) Household and Laundry Soap, in Bars or Tablets.* (b) Toilet Soap.* (c) Other sorts.* Spirit, Perfumed.* Starch and Farina.* Sticks and Whips.* Stone and Marble: (a) Stone and Marble. (b) Articles of Stone and Marble.* Tea-chests, entire or in sections: (a) Of Iron or Steel or other Metal.* (b) Of Wood.* Toilet Requisites (not specified elsewhere). Toys and Requisites for Games and Sports (including Fishing Tackle): (a) Toys.* (b) Requisites for Games and Sports (excluding Firearms, &c.): i. Playing Cards.* ii. Other sorts.* Umbrellas and Umbrella Fittings: (a) Umbrellas, complete (including Parasols and Sunshades). (b) Umbrella Fittings.* All other Articles of Merchandise manufactured. IV.—Miscellaneous and Unclassified: Animals, Living: (a) Horses. (b) Other kinds. Coral. Fodder, Bran, and Pollards (excluding Oilcake). Specimens illustrative of Natural Science. Articles imported by Post.</p> |
|---|--|---|

CLASSIFICATION OF TABLE 4.

CLASSIFICATION, by SECTIONS, of the ARTICLES INCLUDED in TABLE No. 4 (EXPORTS—INDIAN MERCHANDISE).

| | | |
|---|--|---|
| <p>I. Food, Drink, and Tobacco: A. Fish (excluding Canned Fish): Fish, Dry, Unsalted. " " Salted. Fishmaws and Sharkfins. Fish, Wet, Salted (Ngápi). B. Fruits and Vegetables: Fresh Fruits and Vegetables: (a) Fresh Fruits: i. Coconuts. ii. Others. (b) Fresh Vegetables of all kinds.</p> | <p>I.—Food, Drink, &c.—cont. B. Fruits and Vegetables—cont. Fruits and Vegetables: Dried, Salted, or Preserved, all sorts. C. Grain, Pulse, and Flour: Barley. Gram. Jawar and Bajrá. Maize. Oats. Pulse. Rice in the husk.</p> | <p>I.—Food, Drink, &c.—cont. C. Grain, Pulse, and Flour—cont. Rice not in the husk. Rice Flour. Wheat. " " Flour. Other sorts. D. Liqueurs. E. Provisions and Oilman's Stores: Biche-de-mer. Butter. Cheese.</p> |
|---|--|---|

* Not distinguished in the table relating to re-exports.

| | | |
|--|---|---|
| <p>I.—Food, Drink, &c.—cont.</p> <p>E. Provisions, &c.—cont. Ghi. Lard. Pickles, Chutnies and Condiments. Other sorts of Provisions.</p> <p>F. Spices: Betelnuts. Cardamoms. Chillies. Cinnamon. Olives. Ginger. Nutmegs. Pepper. Other sorts.</p> <p>G. Sugar: Sugar, 16 Dutch Standard and above. Sugar, 15 Dutch Standard and below. Confectionery.</p> <p>H. Tea: Tea, Black. Tea, Green.</p> <p>I. Other Food and Drink: Coffee. Salt.</p> <p>J. Tobacco: Unmanufactured. Manufactured: (a) Cigars. (b) Cigarettes. (c) Other sorts.</p> <p>II. Raw Materials and Produce and Articles mainly Unmanufactured:—</p> <p>A. Coal, Coke, and Patent Fuel: Coal. Coke. Patent Fuel.</p> <p>B. Gums, Resins, and Lac: Gums and Resins: (a) Arabic. (b) Benjamin. (c) Olibanum or Frankincense. (d) Rosin. (e) Other sorts.</p> <p>Lac: (a) Button. (b) Seed. (c) Shell. (d) Stick. (e) Other kinds (excluding Lac-dye).</p> <p>C. Hides and Skins, Raw: Hides, Raw: (a) Buffalo Hides. (b) Cow Hides. (c) Calf Skins. (d) Other Hides. Skins, Raw: (a) Goat Skins. (b) Sheep " (c) Other " Cuttings of Hides and Skins (Raw).</p> <p>D. Metallic Ores and Scrap Iron or Steel for re-manufacture: Ores: (a) Chromite (Chrome Iron Ore). (b) Copper. (c) Iron. (d) Manganese. (e) Tin. (f) Unenumerated. Iron or Steel, old, for re-manufacture.</p> <p>E. Oils: Animal. Essential: (a) Lemongrass Oil. (b) Other sorts.</p> | <p>II.—Raw Materials, &c.—cont.</p> <p>E. Oils, &c.—cont. Mineral: (a) Kerosene. (b) Benzine, Benzol, Petrol, and other Motor Spirits. (c) Other kinds.</p> <p>Vegetable, Non-essential: (a) Castor. (b) Coconut. (c) Cotton Seed. (d) Groundnut. (e) Linseed. (f) Mustard or Rape. (g) Niger Seed. (h) Sesamum (Til or Jinjili). (i) Other sorts.</p> <p>F. Seeds: Oil-seeds: (a) Essential: i. Ajama. ii. Ajwan. iii. Aniseed. iv. Assalia. v. Coriander. vi. Cummin (other than Black). vii. Cummin, Black. viii. Fennel. ix. Fenngreek. x. Sawa or Dil. xi. Other sorts. (b) Non-essential: i. Castor. ii. Copra or Coconut Kernel. iii. Cotton. iv. Groundnuts. v. Linseed. vi. Mowa or Mowra. vii. Mustard. viii. Niger. ix. Poppy. x. Rape. xi. Sesamum (Til or Jinjili). xii. Tea. xiii. Other sorts. Other than Oil-seeds.</p> <p>G. Tallow, Stearine, and Wax: Tallow and Stearine, including grease and Animal Fat. Wax of all kinds, other than Paraffin Wax (excluding Candles).</p> <p>H. Textile Materials: Cotton, Raw. Kapok Flax, " Hemp, " Jute, " Silk, Raw: (a) Mulberry Silk (excluding Tasar and other Wild Silks): i. Raw. ii. Chasam or Waste. iii. Cocoons. (b) Wild Silk, Tasar, Munga, Eria, and others: i. Raw. ii. Chasam or Waste. iii. Cocoons. Wool, Raw.</p> <p>I. Wood and Timber: Timber (other than Railway Sleepers): (a) Teak Wood. (b) Other Timber. Wood: (a) Firewood. (b) Ornamental Wood: i. Ebony. ii. Sandal. iii. Other kinds.</p> | <p>II.—Raw Materials, &c.—cont.</p> <p>J. Miscellaneous: Bristles. Canes and Rattans. Coir, unmanufactured. Feathers. Fibre for Brushes and Brooms. Horns, Tips, and pieces of Horn, and Hornmeal. Ivory, unmanufactured. Manures: (a) Bones. (b) Fish Manures and Guano. (c) Other kinds. Mica. Paper-making Materials. Plants, Living (including Bulbs.) Precious Stones and Pearls, unset. Rubber, Raw. Shells and Cowries: (a) Cowries. (b) Shells: i. Shells (Chanks, Sankhli, large ornamental Shells, Cowras, Mother-of-Pearl Shells and Oyster Shells). ii. Tortoise Shells (including Nakhla or Nakh). All other Articles of Merchandise unmanufactured.</p> <p>III.—Articles wholly or mainly Manufactured:</p> <p>A. Apparel: Apparel (including Drapery, Uniforms, Accoutrements, but excluding Hosiery). Boots and Shoes.</p> <p>B. Arms, Ammunition, and Military Stores.</p> <p>C. Carriages and Carts (including Cycles and Motor Cars): Carriages and Carts (excluding Railway Carriages), and parts thereof: (a) Carriages and Carts. (b) Parts of Carriages and Carts.</p> <p>D. Chemicals, Drugs, and Medicines: Chemicals and Chemical Preparations (excluding Chemical Manures and Medicines): (a) Alum. (b) Arsenic (c) Potassium Compounds: i. Saltpetre. ii. Other sorts. (d) Soda Compounds: i. Borax. ii. Other sorts. (e) Other sorts of Chemicals. Drugs and Medicines: (a) Aloes. (b) Asafostida. (c) Camphor. (d) Cinchona bark. (e) Galangal. (f) Nux vomica (strychnia). (g) Senna. (h) Other sorts of Drugs and Medicines. Opium.</p> <p>E. Cutlery, Hardware, Implements (except Machine Tools), and Instruments: Hardware and Cutlery (including Plated Ware). Instruments, Apparatus, and Appliances, and parts thereof: (a) Musical. (b) Other kinds.</p> |
|--|---|---|

| III.—Articles, &c.—cont. | III.—Articles, &c.—cont. | III.—Articles, &c.—cont. |
|---|---|---|
| <p>F. Dyes and Colours : Dyeing and Tanning Substances : (a) Cutch and Gambier. (b) Indigo. (c) Myrobalans. (d) Safflower. (e) Turmeric. (f) Other sorts (including Lac-Dye). Paints and Painters' Materials : (a) Paints and Colours. i. Graphite. ii. Other sorts. (b) Painters' Materials (other than Paints and Colours). G. Furniture, Cabinetware, and Manufactures of Wood : Furniture and Cabinet-ware. Manufactures of Wood (other than Furniture and Cabinetware). H. Glassware and Earthenware : Earthenware and Porcelain (excluding Pipes of Earthenware). Glass and Glassware. Lacquered Ware (of Indian Manufacture). I. Hides and Skins, Tanned or Dressed, and Leather : Hides, Tanned or Dressed : (a) Buffalo Hides. (b) Cow " " (c) Other " " Skins, Tanned or Dressed : (a) Goat Skins. (b) Sheep " " (c) Other " " Leather, Unwrought. Leather, Manufactures (excluding Boots and Shoes). (a) Saddlery and Harness. (b) Other sorts. J. Machinery of all kinds (including Belting for Machinery) : Machinery and Millwork of all kinds. K. Metals, Iron and Steel, and Manufactures thereof : Iron or Steel : (a) Pig. (b) Manufactures : i. Anchors and Cables. ii. Angle, Bolt, and Rod. iii. Bars and Channel. iv. Hoops and Strips. v. Nails, Screws, Rivets, and Washers. vi. Pipes and Fittings, Cast. vii. Sheets and Plates (including Galvanised and Tinned Plates). viii. Tubes and Fittings, Wrought. ix. Other Manufactures of Iron or Steel. L. Metals, other than Iron and Steel, and Manufactures thereof : Brass, Bronze, and similar Amalgams. Copper : (a) Old, for re-manufacture. (b) Unwrought. (c) Wrought (Sheets and other Manufactures). Lead : (a) Pig. (b) Other sorts. Tin : (a) Unwrought (Blocks, Ingots, Bars and Slabs). (b) Wrought (including Plates or Sheets, not being Tinned Iron).</p> | <p>L. Metals, &c.—cont. Zinc or Spelter, all sorts. Metals, unenumerated. M. Paper, Pasteboard, and Stationery : Paper : (a) Printing Paper. (b) Other kinds of Paper (including Paper Manufactures). Pasteboard, Millboard, and Cardboard of all kinds. Stationery (excluding Paper). N. Railway Plant and Rolling Stock. O. Yarns and Textile Fabrics : Cotton : Twist and Yarn : Mule and Water Nos. 1 to 10. Mule and Water Nos. 11 to 20. Mule and Water Nos. 21 to 30. Mule and Water Nos. 31 to 40. Mule and Water above No. 40. Orange, Red, and other Colours, Nos. 1 to 20. Orange, Red, and other Colours, Nos. 21 to 40. Orange, Red, and other Colours, above No. 40. Unspecified descriptions of Twist and Yarn. Manufactures : i. Canvas. ii. Handkerchiefs and Shawls in the piece. iii. Hosiery. iv. Piece Goods : Grey (unbleached) : Chádars and Dhutis. Drills and Jeans. T. Cloth and Domestic. Shirtings. Other sorts. White (bleached) : Chádars and Dhutis. Drills and Jeans. T. Cloth and Domestic. Shirtings. Other sorts. Coloured, printed, or dyed : Lungis and Saris. Drills and Jeans. Other sorts. v. Thread, sewing. vi. Other sorts of manufactures. Flax : Twist and Yarn. Manufactures. Haberdashery and Millinery. Hemp (excluding Cordage). Jute : Twist and Yarn. Manufactures : i. Canvas. ii. Gunny Bags. iii. " Cloth. iv. Rope and Twine. v. Other kinds. Silk : (a) Manufactures : i. Goods of Silk mixed with other Materials. ii. Silk Piece Goods. iii. Thread for Sewing. iv. Other sorts. Wool : (a) Manufactures : i. Braids. ii. Carpets and rugs. iii. Piece goods. iv. Shawls. v. Other sorts.</p> | <p>P. Miscellaneous : Art, works of. Books, Printed, and Printed Matter (not being Stationery), including Maps and Charts. Building and Engineering Materials, other than of Iron, Steel, or Wood : (a) Bricks. (b) Chalk and Lime. (c) Pipes of Earthenware. (d) Tiles. (e) Other kinds. Candles of all kinds. Coir, Manufactured (excluding Rope). Cordage and Rope of Vegetable Fibre (excluding Jute and Cotton). Fireworks. Ivory, manufactured. Jadestone. Jewellery (excluding imitation Jewellery and Precious Stones and Pearls unset), also Plate of Gold and Silver. (a) Jewellery. (b) Plate of Gold and Silver. Mats and Matting (except Coir and Rubber). Oilcakes : (a) Castor cake. (b) Coconut cake (Punnac). (c) Cotton cake. (d) Groundnut cake. (e) Linseed, Rape, and Sesamum Cake. (f) Others. Oil-cloth and Floor-cloth. Paraffin Wax. Perfumery (not being Perfumed Spirits). Printing and Lithographing Materials (excluding Paper). Rubber manufactures. Ships, parts of (including Launches and Boats). Soap. Stone and Marble. Toys and Requisites for Games and Sports, including Fishing Tackle, (other than Firearms). Umbrellas (including Parasols and Sunshades). All other Articles of Merchandise manufactured.</p> <p>IV.—Miscellaneous and Unclassified : Animals, living : (a) Cattle (excepting Sheep and Goats). (b) Horses. (c) Sheep and Goats. (d) Other kinds. Coral. Fodder, Bran, and Pollards (excluding Oilcake) : (a) Bran and Pollards. (b) Other sorts. Specimens illustrative of Natural Science. Tea Waste, for the Manufacture of Caffeine. Articles exported by Post.</p> |

VALUE of IMPORTS of MERCHANDISE (exclusive of Government Stores) from PRINCIPAL COUNTRIES into British India.

| COUNTRIES. | | 1910-11. | 1911-12. | 1912-13. | 1913-14. | 1914-15. |
|-----------------------|---|------------|------------|-------------|-------------|------------|
| | | £ | £ | £ | £ | £ |
| UNITED KINGDOM | | 52,724,948 | 57,635,248 | 67,628,061 | 78,388,149 | 61,959,176 |
| BRITISH POSSESSIONS : | | | | | | |
| Europe : | Gibraltar | 6,338 | 8,045 | 28,282 | 4,483 | 8,248 |
| | Malta and Gozo | 3,849 | 2,086 | 2,132 | 1,162 | 2,385 |
| Asia : | Aden | 230,634 | 294,729 | 352,869 | 291,777 | 522,667 |
| | Bahrein Islands | 276,996 | 324,116 | 409,007 | 485,972 | 116,653 |
| | Ceylon | 471,863 | 460,676 | 503,564 | 539,000 | 527,721 |
| | China, Hong-Kong | 778,388 | 608,910 | 635,280 | 654,845 | 631,669 |
| | Maldives | 8,645 | 8,804 | 10,561 | 10,892 | 10,167 |
| | Straits Settlements | 2,069,061 | 1,985,243 | 2,057,024 | 2,281,752 | 2,250,060 |
| Africa : | Cape Colony | 4,084 | 2,020 | 5,208 | 222 | 975 |
| | East African Protectorate | 47,855 | 32,436 | 51,056 | 23,404 | 13,639 |
| | Mauritius and Dependencies | 2,016,045 | 1,276,832 | 2,159,142 | 1,684,676 | 1,157,728 |
| | Natal | 18,448 | 27,606 | 129,768 | 148,410 | 40,721 |
| | Seychelles | 420 | 556 | 283 | 441 | 726 |
| | Somaliland | 75 | 21 | 8 | 112 | 112 |
| | Transvaal | 0 | 29 | 72,042 | 7,875 | 55,038 |
| | Zanzibar and Pemba | 170,201 | 237,552 | 171,679 | 235,340 | 195,904 |
| America : | Canada | 398 | 1,636 | 1,814 | 5,932 | 30,258 |
| | British West Indies | 45 | 88 | 145 | 224 | 232 |
| Australia | | 756,603 | 730,713 | 636,202 | 611,023 | 567,098 |
| New Zealand | | 3,736 | 560 | 264 | 198 | 668 |
| Other Countries | | 1,302 | 748 | 1,493 | 1,065 | 3,154 |
| | | 6,864,986 | 6,003,406 | 7,227,823 | 6,988,805 | 6,135,823 |
| FOREIGN COUNTRIES : | | | | | | |
| Europe : | Austria-Hungary | 1,928,363 | 1,770,759 | 2,351,688 | 2,860,279 | 860,743 |
| | Belgium | 1,477,198 | 1,542,367 | 2,028,945 | 2,838,542 | 1,086,353 |
| | Denmark | 9,556 | 13,292 | 19,682 | 24,509 | 13,145 |
| | France | 1,504,590 | 1,427,218 | 1,452,674 | 1,794,406 | 1,174,524 |
| | Germany | 5,596,424 | 5,968,844 | 6,868,933 | 8,443,862 | 3,099,650 |
| | Greece | 3,094 | 6,483 | 8,408 | 7,668 | 6,568 |
| | Holland | 711,433 | 803,948 | 971,574 | 1,035,425 | 854,846 |
| | Italy | 856,509 | 838,517 | 1,047,962 | 1,463,610 | 1,015,172 |
| | Norway | 121,210 | 137,071 | 161,552 | 154,730 | 175,102 |
| | Portugal | 29,756 | 28,057 | 39,619 | 76,036 | 16,818 |
| | Roumania | 31 | 11 | 87,559 | 1,504 | 67 |
| | Russia | 175,323 | 76,507 | 344,551 | 38,695 | 24,408 |
| | Spain | 94,344 | 112,372 | 111,423 | 125,356 | 62,186 |
| | Sweden | 300,000 | 381,365 | 416,595 | 343,731 | 340,740 |
| | Switzerland | 350,285 | 369,098 | 410,395 | 457,857 | 262,318 |
| | Turkey in Europe | 3,205 | 3,974 | 5,191 | 5,782 | 58 |
| Asia : | Borneo (Dutch) | 186,273 | 408,461 | 372,739 | 597,731 | 609,444 |
| | China, Treaty Ports | 835,928 | 1,034,024 | 1,375,825 | 1,136,894 | 1,044,931 |
| | French Indo-China | 347 | 350 | 252 | 209 | 528 |
| | Japan | 2,247,935 | 2,318,307 | 2,711,132 | 3,186,782 | 2,966,423 |
| | Java | 6,033,973 | 6,314,048 | 6,359,405 | 7,163,586 | 5,480,263 |
| | Muscat Territory and Trucial Oman. | 279,182 | 302,959 | 322,808 | 319,169 | 179,432 |
| | Other States in Arabia | 3,810 | 13,014 | 29,913 | 64,007 | 35,112 |
| | Persia | 413,539 | 405,283 | 473,336 | 474,726 | 469,296 |
| | Philippines | 37,848 | 34,229 | 44,694 | 42,594 | 46,338 |
| | Siam | 292,402 | 249,850 | 206,793 | 185,350 | 282,038 |
| | Sumatra | 163,988 | 32,595 | 81,360 | 12,734 | 25,497 |
| | Turkey, Asiatic :— | | | | | |
| | Levant and Black Sea | | 31,856 | 42,741 | 16,888 | 6,592 |
| | Red Sea | 420,334 | 54,757 | 39,146 | 80,010 | 42,970 |
| | Persian Gulf | | 326,457 | 292,869 | 232,262 | 169,496 |
| Africa : | Egypt | 165,850 | 162,200 | 209,010 | 200,463 | 247,225 |
| | German East Africa | 4,195 | 2,083 | 3,565 | 919 | 1,066 |
| | Italian East Africa (Eritrea and Somaliland). | 65,162 | 30,731 | 46,648 | 53,413 | 41,541 |
| | Madagascar | 1,139 | 1,110 | 2,048 | 1,545 | 801 |
| | Portuguese East Africa | 5,593 | 13,510 | 64,310 | 100,485 | 94,842 |
| | Réunion | 78 | 0 | 0 | 1,521 | 418 |
| America : | United States | 2,325,297 | 3,527,290 | 3,468,730 | 3,193,579 | 3,119,951 |
| Other Countries | | 1,883 | 1,604 | 2,511 | 1,475 | 743 |
| | | 26,646,077 | 28,744,601 | 32,476,586 | 36,788,334 | 23,857,645 |
| TOTAL IMPORTS | | 86,236,011 | 92,383,255 | 107,332,470 | 122,165,288 | 91,952,644 |

VALUE of EXPORTS of BRITISH and FOREIGN MERCHANDISE (exclusive of Government Stores) to PRINCIPAL COUNTRIES from British India.

| COUNTRIES. | 1910-11. | 1911-12. | 1912-13. | 1913-14. | 1914-15. |
|---|------------------|------------------|------------------|------------------|------------------|
| UNITED KINGDOM | £ 569,980 | £ 1,626,924 | £ 792,467 | £ 664,755 | £ 1,166,419 |
| BRITISH POSSESSIONS : | | | | | |
| Europe : Gibraltar | 3,597 | 2,830 | 2,402 | 4,160 | 5,729 |
| Malta and Gozo | 222 | 512 | 512 | 486 | 356 |
| Asia : Aden | 123,422 | 134,238 | 151,979 | 115,000 | 86,341 |
| Bahrein Islands | 179,218 | 223,265 | 229,307 | 164,489 | 96,525 |
| Ceylon | 133,257 | 165,331 | 145,144 | 160,705 | 107,286 |
| China, Hong-Kong | 85,312 | 73,479 | 83,749 | 112,395 | 74,578 |
| Federated Malay States | 8,807 | 12,485 | 17,904 | 15,604 | 14,691 |
| Maldives | 605 | 643 | 1,154 | 1,258 | 1,664 |
| Straits Settlements | 111,573 | 122,769 | 121,960 | 156,441 | 103,987 |
| Africa : Cape Colony | 1,052 | 1,271 | 2,177 | 2,010 | 1,059 |
| East African Protectorate | 54,704 | 77,786 | 94,130 | 109,410 | 89,123 |
| Mauritius and Dependencies | 40,679 | 35,071 | 28,350 | 21,050 | 23,424 |
| Natal | 14,803 | 15,513 | 20,287 | 16,324 | 12,384 |
| Seychelles | 8,210 | 2,260 | 4,226 | 5,361 | 4,397 |
| Somaliland | 107 | 8 | 37 | 70 | 42 |
| Zanzibar and Pemba | 59,657 | 58,638 | 61,030 | 63,089 | 46,615 |
| America : Canada | 664 | 40 | 131 | 349 | 564 |
| British Guiana | 587 | 1,386 | 512 | 908 | 329 |
| British West Indies | 930 | 60 | 339 | 7 | 61 |
| Australia | 2,241 | 5,514 | 3,108 | 3,483 | 5,936 |
| New Zealand | 193 | 356 | 698 | 506 | 393 |
| Fiji Islands | 106 | 330 | 748 | 1,258 | 437 |
| Other Countries | 46 | 37 | 52 | 11 | 1,408 |
| | 829,992 | 933,322 | 969,936 | 954,374 | 677,322 |
| FOREIGN COUNTRIES : | | | | | |
| Europe : Austria-Hungary | 26,391 | 29,037 | 20,900 | 23,092 | 8,143 |
| Belgium | 10,754 | 21,256 | 20,306 | 20,817 | 8,174 |
| France | 36,848 | 14,046 | 20,789 | 24,762 | 9,559 |
| Germany | 32,416 | 47,537 | 46,616 | 42,228 | 12,881 |
| Greece | 164 | 40 | 402 | 116 | 72 |
| Holland | 723 | 1,013 | 2,228 | 2,244 | 1,695 |
| Italy | 54,667 | 38,006 | 28,171 | 38,426 | 8,021 |
| Russia | 42,726 | 8,658 | 24,485 | 13,741 | 6,204 |
| Turkey in Europe | 367 | 457 | 583 | 1,530 | 274 |
| Asia : China, Treaty Ports | 13,109 | 4,525 | 10,633 | 8,262 | 2,274 |
| French Indo-China | 990 | 476 | 828 | 361 | 196 |
| Japan | 6,785 | 10,497 | 16,238 | 14,102 | 7,365 |
| Java | 5,234 | 5,826 | 7,790 | 11,661 | 8,691 |
| Muscat Territory and Trucial Oman. | 212,850 | 222,948 | 245,089 | 235,157 | 151,018 |
| Other States in Arabia | 99,422 | 135,950 | 123,986 | 98,482 | 55,087 |
| Persia | 464,394 | 514,955 | 409,994 | 498,990 | 341,031 |
| Philippines | 626 | 1,291 | 378 | 144 | 124 |
| Siam | 21,271 | 14,252 | 11,578 | 11,410 | 9,945 |
| Sumatra | 1,053 | 1,295 | 1,960 | 4,996 | 2,107 |
| Turkey, Asiatic :— | | | | | |
| Levant and Black Sea | 144,926 | 2,849 | 906 | 3,479 | 532 |
| Red Sea | | 6,104 | 4,886 | 39,983 | 33,418 |
| Persian Gulf | | 119,910 | 135,396 | 129,369 | 68,039 |
| Africa : Abyssinia | 0 | 1,885 | 294 | 800 | 214 |
| Egypt | 28,295 | 27,066 | 27,788 | 52,009 | 8,850 |
| German East Africa | 69,926 | 77,004 | 74,710 | 62,847 | 29,487 |
| Italian East Africa (Eritrea and Somaliland). | 10,631 | 12,895 | 13,536 | 10,801 | 10,589 |
| Madagascar | 3,085 | 5,244 | 2,717 | 2,672 | 1,714 |
| Portuguese East Africa | 96,212 | 76,238 | 81,820 | 82,374 | 47,155 |
| Réunion | 1,369 | 588 | 1,295 | 416 | 266 |
| America : United States | 53,081 | 51,472 | 59,798 | 48,595 | 49,173 |
| Other Countries | 2,413 | 4,034 | 1,541 | 14,824 | 11,755 |
| | 1,440,728 | 1,457,354 | 1,397,641 | 1,499,090 | 894,053 |
| TOTAL EXPORTS OF FOREIGN MERCHANDISE | 2,840,700 | 4,018,100 | 3,160,044 | 3,118,219 | 2,737,794 |

VALUE OF EXPORTS OF INDIAN PRODUCE and MANUFACTURES (exclusive of Government Stores) to PRINCIPAL COUNTRIES from British India.

| COUNTRIES. | | 1910-11. | 1911-12. | 1912-13. | 1913-14. | 1914-15. |
|---|--|-------------|-------------|-------------|-------------|-------------|
| | | £ | £ | £ | £ | £ |
| UNITED KINGDOM | | 34,118,179 | 38,427,836 | 40,433,623 | 38,236,780 | 37,257,924 |
| BRITISH POSSESSIONS: | | | | | | |
| Europe: | Gibraltar | 8,383 | 8,940 | 9,552 | 8,509 | 8,003 |
| | Malta and Gozo | 7,350 | 9,460 | 6,126 | 5,793 | 105,724 |
| Asia: | Aden | 579,932 | 745,961 | 834,040 | 815,666 | 801,743 |
| | Bahrein Islands | 247,096 | 287,401 | 288,999 | 337,902 | 169,252 |
| | Ceylon | 5,176,179 | 5,529,826 | 5,974,001 | 5,865,696 | 5,032,688 |
| | China, Hong Kong | 7,284,482 | 5,421,761 | 6,251,910 | 5,102,006 | 2,808,896 |
| | Federated Malay States | 41,201 | 76,164 | 121,575 | 131,428 | 79,221 |
| | Maldives | 8,928 | 9,843 | 17,815 | 3,200 | 9,319 |
| | Straits Settlements | 5,074,806 | 5,734,658 | 6,006,663 | 4,367,462 | 3,364,902 |
| Africa: | Cape Colony | 194,249 | 216,283 | 266,197 | 243,929 | 255,580 |
| | East African Protectorate | 186,345 | 217,111 | 266,957 | 272,231 | 234,981 |
| | Mauritius and Dependencies | 828,217 | 937,928 | 896,198 | 821,696 | 1,011,083 |
| | Natal | 416,187 | 427,999 | 548,160 | 535,103 | 625,749 |
| | Seychelles | 29,184 | 28,475 | 27,081 | 27,082 | 24,914 |
| | Somaliland | 25,540 | 44,923 | 36,949 | 22,127 | 19,861 |
| | Zanzibar and Pemba | 264,981 | 291,130 | 211,165 | 233,792 | 168,527 |
| America: | Canada | 584,105 | 678,305 | 956,822 | 952,016 | 759,627 |
| | British West Indies | 116,718 | 138,881 | 145,684 | 116,158 | 121,879 |
| | British Guiana | 30,837 | 29,737 | 38,745 | 52,913 | 58,546 |
| Australia | | 2,117,893 | 1,851,634 | 1,954,842 | 2,728,533 | 2,625,389 |
| New Zealand | | 296,071 | 294,922 | 370,220 | 372,552 | 404,681 |
| Fiji Islands | | 37,031 | 67,783 | 57,112 | 37,634 | 32,038 |
| Other Countries | | 1,684 | 3,598 | 8,337 | 13,824 | 5,140 |
| | | 23,557,399 | 23,052,723 | 25,295,150 | 23,072,192 | 18,727,743 |
| FOREIGN COUNTRIES: | | | | | | |
| Europe: | Austria-Hungary | 4,923,767 | 5,046,924 | 4,834,774 | 6,649,886 | 3,011,943 |
| | Belgium | 7,361,777 | 8,883,270 | 8,758,162 | 8,043,230 | 3,505,519 |
| | Bulgaria | 42,977 | 67,896 | 30,951 | 25,746 | 23,511 |
| | Denmark | 28,714 | 20,721 | 47,236 | 93,111 | 66,040 |
| | France | 10,102,739 | 9,162,078 | 10,502,714 | 11,788,462 | 5,886,578 |
| | Germany | 13,138,394 | 15,058,119 | 16,575,543 | 17,570,514 | 6,784,961 |
| | Greece | 35,280 | 38,763 | 44,026 | 63,176 | 84,782 |
| | Holland | 1,905,041 | 2,212,893 | 2,488,251 | 2,941,792 | 800,222 |
| | Italy | 5,308,902 | 4,186,906 | 4,600,736 | 5,223,411 | 4,570,495 |
| | Norway | 15,833 | 19,333 | 55,481 | 33,377 | 76,556 |
| | Portugal | 24,423 | 26,873 | 27,116 | 38,773 | 78,870 |
| | Roumania | 142,268 | 133,311 | 192,639 | 258,808 | 121,349 |
| | Russia | 1,237,060 | 1,158,206 | 1,328,586 | 1,636,149 | 1,239,749 |
| | Spain | 1,564,111 | 1,191,316 | 1,217,326 | 1,485,420 | 1,216,661 |
| | Sweden | 275,944 | 176,205 | 212,018 | 281,644 | 299,421 |
| | Turkey in Europe | 120,941 | 162,526 | 97,958 | 70,825 | 27,371 |
| Asia: | Celebes and other Islands | 28,218 | 44,297 | 64,460 | 48,802 | 60,538 |
| | China, Treaty Ports | 5,430,028 | 6,730,538 | 7,337,000 | 3,801,207 | 2,687,836 |
| | French Indo-China | 506,757 | 491,694 | 285,688 | 509,435 | 709,003 |
| | Japan | 8,996,568 | 11,152,767 | 12,472,839 | 15,115,884 | 10,435,606 |
| | Java | 2,388,695 | 2,845,360 | 2,159,782 | 1,285,303 | 1,225,904 |
| | Macao | 0 | 0 | 236,420 | 18,295 | 0 |
| | Muscat Territory and Trucial Oman | 326,898 | 295,358 | 221,849 | 459,479 | 296,795 |
| | Other States in Arabia | 230,597 | 300,257 | 311,284 | 335,522 | 218,359 |
| | Persia | 336,246 | 312,840 | 338,282 | 438,833 | 383,646 |
| | Philippines | 99,853 | 211,942 | 264,888 | 54,217 | 81,797 |
| | Siam | 348,963 | 362,201 | 517,041 | 621,945 | 617,238 |
| | Sumatra | 161,943 | 178,670 | 180,599 | 125,981 | 183,440 |
| | Turkey, Asiatic:— | | | | | |
| | Levant and Black Sea | | 734,974 | 645,379 | 676,523 | 367,452 |
| | Red Sea | 1,290,122 | 152,008 | 309,585 | 559,013 | 444,072 |
| | Persian Gulf | | 544,945 | 500,685 | 549,113 | 222,913 |
| Africa: | Egypt | 1,223,196 | 1,137,334 | 1,252,288 | 1,460,299 | 1,199,048 |
| | German East Africa | 209,089 | 322,883 | 286,719 | 254,710 | 101,879 |
| | Italian East Africa (Eritrea and Somaliland) | 52,750 | 41,515 | 95,436 | 176,214 | 191,743 |
| | Madagascar | 11,414 | 13,103 | 22,979 | 22,352 | 14,075 |
| | Portuguese East Africa | 297,540 | 306,608 | 391,481 | 325,089 | 293,869 |
| | Réunion | 1,315 | 154,091 | 84,272 | 32,262 | 2,115 |
| America: | United States | 9,013,458 | 10,393,786 | 12,526,696 | 14,518,894 | 11,561,669 |
| | West Indies | 257,989 | 271,944 | 368,746 | 445,417 | 599,933 |
| | Argentine Republic | 1,070,151 | 1,025,257 | 2,162,508 | 2,090,302 | 1,630,725 |
| | Brazil | 47,489 | 25,988 | 104,657 | 102,590 | 25,713 |
| | Colombia | 9,409 | 9,130 | 8,026 | 8,764 | 967 |
| | Ecuador | 3,642 | 14,203 | 11,142 | 24,646 | 14,280 |
| | Chile | 574,605 | 482,308 | 604,257 | 709,496 | 511,459 |
| | Peru | 64,332 | 44,381 | 81,625 | 70,036 | 80,309 |
| | Uruguay | 53,938 | 76,218 | 95,647 | 115,115 | 62,528 |
| Oceania: | Sandwich Islands | 99,596 | 119,125 | 133,739 | 175,641 | 187,233 |
| | Other Islands in the Pacific | 4,912 | 5,545 | 2,362 | 7,109 | 673 |
| Other Countries | | 37,139 | 51,894 | 78,688 | 144,215 | 130,306 |
| | | 79,405,068 | 86,398,504 | 95,170,516 | 101,492,027 | 62,337,650 |
| TOTAL EXPORTS OF INDIAN PRODUCE AND MANUFACTURES | | 137,080,646 | 147,879,063 | 160,899,289 | 162,800,999 | 118,323,317 |

TOTAL IMPORTS OF MERCHANDISE.

| ARTICLES. | QUANTITIES. | | | | | VALUR. | | | | |
|---|-------------|------------|------------|------------|------------|-----------|-----------|-----------|-----------|-----------|
| | 1910-11. | 1911-12. | 1912-13. | 1913-14. | 1914-15. | 1910-11. | 1911-12. | 1912-13. | 1913-14. | 1914-15. |
| Animals, Living: | | | | | | | | | | |
| Horses - - - - - No. | 11,444 | 9,886 | 6,874 | 7,867 | 10,744 | £ 363,434 | £ 303,434 | £ 189,451 | £ 237,934 | £ 298,273 |
| Other kinds - - - - - " | 4,662 | 5,855 | 5,300 | 5,510 | 2,838 | 32,605 | 25,336 | 30,613 | 31,813 | 23,479 |
| Total Animals, Living - - - - - } | 16,106 | 15,741 | 12,174 | 13,377 | 13,582 | 396,039 | 328,630 | 220,064 | 269,747 | 321,752 |
| Apparel (excluding Hosiery and Boots and Shoes): | | | | | | | | | | |
| Apparel (including Drapery, Uniforms, and Accoutrements) | - | - | - | - | - | 481,274 | 577,222 | 494,097 | 554,725 | 349,632 |
| Gold and Silver Thread - - - - - | - | - | - | - | - | 304,911 | 297,767 | 303,265 | 302,773 | 193,122 |
| Hats, Caps, Bonnets and Hatters' Ware - - - - - | - | - | - | - | - | 88,751 | 91,809 | 105,818 | 141,121 | 97,799 |
| Lametta - - - - - Lb. | 505,568 | 567,952 | 558,816 | 474,448 | 204,787 | 55,048 | 60,194 | 60,002 | 55,271 | 23,024 |
| Second-hand Clothing* - - - - - | - | - | - | - | - | - | - | 99,204 | 70,947 | 42,904 |
| Water-proofed Clothing* - - - - - | - | - | - | - | - | - | - | 11,576 | 16,155 | 9,201 |
| Total Apparel - - - - - | - | - | - | - | - | 929,984 | 1,037,052 | 1,078,962 | 1,140,992 | 715,752 |
| Arms, Ammunition, and Military Stores: | | | | | | | | | | |
| Cartridge Cases: | | | | | | | | | | |
| Filled* - - - - - No. | - | - | 9,737,218 | 9,764,892 | 7,593,746 | - | - | 25,704 | 29,546 | 23,076 |
| Empty* - - - - - " | - | - | 4,151,160 | 3,817,630 | 3,558,985 | - | - | 6,083 | 5,779 | 5,103 |
| Explosives: | | | | | | | | | | |
| Blasting Fuse* - - - - - Cwt. | - | - | 1,474 | 3,155 | 1,666 | - | - | 7,971 | 12,351 | 7,861 |
| Blasting Gelatine* - - - - - " | - | - | 7,829 | 6,060 | 7,579 | - | - | 54,092 | 41,636 | 53,789 |
| Dynamite* - - - - - " | 14,503 | 17,844 | 3,504 | 3,624 | 3,827 | 68,467 | 108,277 | 20,768 | 21,702 | 18,591 |
| Gelatine Dynamite* - - - - - " | - | - | 1,067 | 1,581 | 1,500 | - | - | 6,052 | 9,570 | 9,009 |
| Others - - - - - " | - | - | 3,654 | 8,772 | 5,252 | - | - | 22,241 | 22,712 | 23,523 |
| Fire-arms and parts thereof - - - - - | - | - | - | - | - | 65,241 | 64,122 | 66,094 | 68,087 | 50,000 |
| Gunpowder - - - - - | - | - | - | - | - | - | - | - | - | - |
| Common - - - - - Lb. | 184,290 | 218,984 | 235,036 | 80,980 | 115,056 | 5,745 | 7,405 | 8,802 | 2,783 | 4,818 |
| Sporting - - - - - " | 92,412 | 80,571 | 105,898 | 101,520 | 65,710 | 7,819 | 6,898 | 8,365 | 7,777 | 5,241 |
| Other sorts - - - - - " | - | - | - | - | - | 49,076 | 48,493 | 17,217 | 14,110 | 12,241 |
| Total Arms, Ammunition, and Military Stores - - - - - } | - | - | - | - | - | 216,848 | 234,605 | 243,389 | 236,718 | 214,016 |
| Art, Works of (other than Pictures) | - | - | - | - | - | 38,665 | 50,428 | 31,737 | 24,031 | 20,584 |
| Baskets and Basketware* - - - - - | - | - | - | - | - | - | - | 8,786 | 3,009 | 2,406 |
| Belting for Machinery: | | | | | | | | | | |
| Of Leather* - - - - - | - | - | - | - | - | - | - | 188,085 | 167,527 | 182,315 |
| Of other Materials* - - - - - | - | - | - | - | - | - | - | 107,161 | 114,410 | 107,476 |
| Total Belting for Machinery - - - - - | - | - | - | - | - | - | - | 245,246 | 281,937 | 289,791 |
| Books, printed, and printed matter, not being Stationery (including Maps and Charts) - - - - - Cwt. | 33,674 | 29,919 | 32,414 | 31,290 | 27,048 | 267,726 | 303,958 | 282,425 | 329,041 | 305,394 |
| Boots and Shoes: | | | | | | | | | | |
| Of Leather* - - - - - Pairs | 1,790,858 | 2,316,147 | 1,730,630 | 1,976,361 | 1,428,344 | 304,715 | 366,606 | 302,002 | 457,723 | 318,338 |
| Of other Materials* - - - - - " | - | - | 902,401 | 1,318,677 | 693,631 | - | - | 49,556 | 70,674 | 44,691 |
| Total Boots and Shoes - - - - - } | 1,790,858 | 2,316,147 | 2,633,031 | 3,295,038 | 2,121,975 | 304,715 | 366,606 | 442,548 | 528,397 | 363,029 |
| Bristles and Fibre for Brushes and Brooms - - - - - Cwt. | 624 | 991 | 1,328 | 499 | 316 | 1,854 | 1,681 | 1,988 | 1,272 | 1,271 |
| Brushes and Brooms* - - - - - Doz. | - | - | 304,662 | 313,070 | 201,753 | - | - | 39,322 | 42,465 | 26,561 |
| Building and Engineering Materials (other than of iron, steel, or wood): | | | | | | | | | | |
| Asphalt - - - - - Cwt. | 60,389 | 51,303 | 74,743 | 163,795 | 68,983 | 10,150 | 9,753 | 14,329 | 31,667 | 13,927 |
| Bricks - - - - - No. | 18,056,974 | 13,137,897 | 3,355,948 | 7,012,697 | 3,451,103 | 85,771 | 75,451 | 32,848 | 91,545 | 24,891 |
| Cement - - - - - Cwt. | 2,532,896 | 2,339,023 | 3,211,239 | 2,930,372 | 2,899,451 | 307,099 | 299,771 | 457,478 | 436,991 | 448,932 |
| Chalk and Lime (excluding French Chalk) - - - - - | 36,066 | 37,093 | 36,893 | 59,816 | 29,004 | 2,309 | 2,455 | 2,892 | 5,102 | 2,823 |
| Clay - - - - - " | 105,021 | 68,141 | 61,862 | 92,833 | 68,661 | 11,630 | 8,634 | 7,100 | 12,260 | 9,577 |
| Pipes of Earthenware - - - - - | 79,498 | 40,649 | 16,634 | 11,025 | 65,927 | 14,425 | 8,006 | 3,823 | 2,306 | 21,241 |
| Tiles* - - - - - No. | - | - | 10,412,078 | 18,024,067 | 17,401,800 | - | - | 52,913 | 73,080 | 35,725 |
| Other sorts - - - - - Cwt. | 42,143 | 51,661 | 83,795 | 91,258 | 80,982 | 25,993 | 26,618 | 42,681 | 52,168 | 50,744 |
| Total Building and Engineering Materials - - - - - } | - | - | - | - | - | 467,377 | 430,743 | 613,917 | 707,139 | 647,850 |
| Candles of all kinds - - - - - Lb. | 2,871,895 | 2,456,919 | 2,521,209 | 2,264,438 | 1,755,800 | 59,208 | 49,544 | 53,600 | 49,300 | 38,400 |
| Canes and Battans - - - - - Cwt. | 49,208 | 48,433 | 44,645 | 63,596 | 46,778 | 29,678 | 30,519 | 28,825 | 37,588 | 30,025 |
| Carriages and Carts (excluding Railway Carriages), and parts thereof: | | | | | | | | | | |
| Carriages and Carts* - - - - - No. | - | - | 11,216 | 13,618 | 7,502 | 183,021 | 166,334 | 43,719 | 77,906 | 42,878 |
| Parts of Carriages and Carts (excluding Rubber Tyres)* - - - - - | - | - | - | - | - | - | - | 127,898 | 91,263 | 46,994 |
| Total Carriages and Carts - - - - - } | - | - | - | - | - | 183,021 | 166,334 | 171,617 | 169,169 | 89,872 |
| Chalk, French* - - - - - Cwt. | - | - | 7,117 | 7,574 | 3,419 | - | - | 1,863 | 1,896 | 1,076 |

* Separately recorded from April 1912. † Figures prior to 1912-13 represent "Copper, Lametta."
 ‡ Figures prior to 1912-13 are inclusive of "Tiles." § Inclusive of Rubber Tyres.
 Note:—The mark — denotes that the quantities are not stated, owing to the variety of articles included under one head or for other reasons, while the mark 0 signifies that there was no import or export at all, as the case may be, of the article in question.

Total Imports of Merchandise—continued.

| ARTICLES. | QUANTITIES. | | | | | VALUE. | | | | |
|---|-------------|-----------|-----------|-----------|-----------|----------|----------|----------|----------|----------|
| | 1910-11. | 1911-12. | 1912-13. | 1913-14. | 1914-15. | 1910-11. | 1911-12. | 1912-13. | 1913-14. | 1914-15. |
| Chemicals and Chemical Preparations (excluding Chemical Manures and Medicines): | | | | | | £ | £ | £ | £ | £ |
| Acids: | | | | | | | | | | |
| Nitric* - - - Cwt. | — | — | 5,186 | 4,868 | 3,289 | — | — | 9,750 | 8,869 | 7,454 |
| Sulphuric Acid - - - " | 79,772 | 52,613 | 38,780 | 63,938 | 24,621 | 49,288 | 33,179 | 24,732 | 36,664 | 21,961 |
| Other sorts* - - - " | — | — | 8,542 | 9,629 | 7,600 | — | — | 21,000 | 22,716 | 19,257 |
| Aluminous Sulphates (including Alum) - - - " | 71,253 | 54,529 | 101,088 | 90,079 | 73,141 | 21,703 | 16,950 | 31,146 | 28,155 | 25,992 |
| Ammonia and Salts thereof - - - - - " | 7,322 | 8,868 | 11,633 | 13,340 | 11,612 | 14,326 | 17,667 | 25,403 | 29,390 | 25,486 |
| Arsenic and its Oxides - - - " | 1,773 | 1,837 | 1,869 | 2,940 | 2,073 | 2,304 | 2,747 | 2,262 | 3,999 | 2,195 |
| Bleaching Materials - - - " | 71,958 | 70,380 | 39,344 | 75,628 | 73,945 | 26,207 | 26,753 | 23,620 | 32,586 | 33,089 |
| Carbide of Calcium - - - " | 11,719 | 12,244 | 13,714 | 19,998 | 17,477 | 7,770 | 9,196 | 10,131 | 14,474 | 12,749 |
| Copperas - - - - - " | 24,760 | 19,943 | 22,077 | 14,490 | 15,007 | 6,470 | 3,102 | 3,982 | 2,637 | 3,287 |
| Disinfectants - - - - - " | 21,666 | 23,232 | 25,210 | 25,395 | 25,082 | 23,676 | 25,335 | 25,783 | 26,394 | 27,456 |
| Potassium Compounds: | | | | | | | | | | |
| Cyanide of Potassium - - - " | 4,361 | 4,682 | 5,670 | 5,279 | 4,148 | 18,995 | 20,328 | 24,917 | 22,730 | 18,151 |
| Saltpetre - - - - - " | 60 | 46 | 65 | 548 | 171 | 89 | 76 | 127 | 376 | 159 |
| Other sorts* - - - - - " | — | — | 8,420 | 8,733 | 4,985 | — | — | 15,254 | 15,812 | 10,686 |
| Soda Compounds: | | | | | | | | | | |
| Bicarbonate of Soda (Sodium Bicarbonate) - - - " | 77,144 | 92,444 | 86,154 | 86,413 | 108,647 | 27,954 | 31,358 | 28,533 | 28,292 | 35,950 |
| Borax (including Boracic Acid) - - - - - " | 4,084 | 5,813 | 6,688 | 5,255 | 6,301 | 3,920 | 5,334 | 6,144 | 5,559 | 6,907 |
| Caustic Soda (Sodium Hydroxide) - - - " | 91,015 | 86,609 | 98,836 | 98,197 | 118,099 | 56,155 | 51,977 | 53,534 | 58,379 | 70,311 |
| Sodium Carbonate (Soda Ash and Soda Crystals) - - - - - " | 260,613 | 365,566 | 277,124 | 423,140 | 452,552 | 76,355 | 105,214 | 74,574 | 106,172 | 116,423 |
| Other sorts - - - - - " | 43,578 | 51,520 | 66,262 | 49,957 | 44,091 | 14,937 | 16,752 | 20,987 | 22,222 | 32,191 |
| Sulphur - - - - - " | 101,626 | 104,301 | 114,984 | 126,541 | 122,031 | 32,002 | 33,875 | 35,810 | 39,594 | 41,538 |
| Other sorts of Chemicals - - - - - " | — | — | — | — | — | 189,917 | 215,436 | 183,989 | 171,186 | 172,119 |
| Total Chemicals - - - - - | — | — | — | — | — | 572,068 | 615,284 | 621,728 | 676,506 | 683,361 |
| Chinese and Japanese Ware (including Lacquered Ware, but excluding Earthenware and Porcelain) - - - - - | — | — | — | — | — | 11,557 | 13,554 | 7,699 | 8,535 | 7,002 |
| Clocks and Watches and parts thereof: | | | | | | | | | | |
| Clocks and Time-pieces* No. | 647,160 | 799,389 | 285,251 | 312,955 | 141,932 | 134,334 | 155,798 | 61,225 | 69,722 | 36,609 |
| Watches* - - - - - " | — | — | 500,863 | 533,318 | 271,866 | — | — | 99,465 | 102,387 | 54,150 |
| Parts of Clocks and Watches* - - - - - | — | — | — | — | — | — | — | 5,608 | 5,392 | 3,280 |
| Total Clocks and Watches - - - - - | — | — | — | — | — | 134,334 | 155,798 | 166,298 | 177,501 | 94,039 |
| Coal, Coke, and Patent Fuel: | | | | | | | | | | |
| Coal - - - - - Tons | 322,647 | 285,748 | 643,202 | 531,814 | 379,039 | 360,601 | 319,664 | 752,274 | 655,629 | 493,220 |
| Coke - - - - - " | 7,388 | 7,094 | 5,206 | 16,766 | 12,969 | 14,474 | 13,781 | 14,153 | 39,256 | 29,508 |
| Patent Fuel - - - - - " | 4,146 | 5,070 | 5,236 | 10,610 | 230 | 6,340 | 8,516 | 11,618 | 16,035 | 495 |
| Total Coal - - - - - | 334,181 | 297,912 | 653,634 | 559,190 | 392,238 | 381,415 | 341,961 | 778,045 | 710,920 | 523,223 |
| Coffee, other than roasted or ground - - - Cwt. | 4,694 | 4,762 | 3,834 | 5,715 | 9,548 | 11,220 | 13,545 | 10,594 | 17,662 | 27,244 |
| Coir: | | | | | | | | | | |
| Unmanufactured - - - Cwt. | 1,190 | 447 | 1,365 | 3,407 | 5,249 | 414 | 191 | 699 | 1,430 | 2,078 |
| Manufactured (excluding Rope) - - - - - " | 4,331 | 3,187 | 2,856 | 5,675 | 5,184 | 3,276 | 2,288 | 2,064 | 5,247 | 5,246 |
| Coral - - - - - Lb. | 57,120 | 46,507 | 53,924 | 53,790 | 22,566 | 5,688 | 4,210 | 5,030 | 3,395 | 1,618 |
| Cordage and Rope of vegetable fibre (excluding Jute and Cotton) - - - - - Cwt. | 21,387 | 21,648 | 23,390 | 27,455 | 27,358 | 56,841 | 57,644 | 70,394 | 89,262 | 83,810 |
| Cork Manufactures - - - - - " | 1,525 | 1,784 | 1,937 | 2,780 | 1,781 | 9,558 | 10,014 | 12,116 | 14,319 | 10,623 |
| Cutlery - - - - - | — | — | — | — | — | 141,543 | 145,661 | 149,659 | 188,882 | 98,678 |
| Cycles (other than Motor Cycles) and parts thereof, and Accessories: | | | | | | | | | | |
| Cycles, imported entire or in sections* - - - No. | — | — | 29,150 | 34,577 | 23,904 | — | — | 107,582 | 127,437 | 86,683 |
| Parts of Cycles and Accessories (excluding Rubber Tyres)* - - - - - | — | — | — | — | — | 182,955 | 220,654 | 128,817 | 104,019 | 60,861 |
| Total Cycles - - - - - | — | — | — | — | — | 182,955 | 220,654 | 236,399 | 231,456 | 147,544 |
| Drugs and Medicines (excluding Chemicals and Narcotics): | | | | | | | | | | |
| Aloes - - - - - Cwt. | 2,041 | 2,184 | 1,404 | 1,632 | 1,067 | 3,188 | 3,578 | 2,123 | 2,446 | 1,206 |
| Asafetida - - - - - " | 8,520 | 6,024 | 5,030 | 5,817 | 3,027 | 26,617 | 19,090 | 22,198 | 24,953 | 20,055 |
| Camphor - - - - - Lb. | 1,251,313 | 1,505,636 | 1,508,179 | 1,368,237 | 1,627,788 | 92,717 | 113,900 | 117,830 | 96,405 | 121,826 |
| Cassia Lignea - - - - - Cwt. | 36,378 | 31,802 | 32,217 | 46,470 | 40,900 | 71,844 | 60,266 | 55,369 | 71,719 | 55,415 |
| Cocaine - - - - - Oz. | 1,381 | 1,422 | 1,709 | 1,456 | 1,076 | 776 | 869 | 973 | 724 | 528 |
| Galangal§ - - - - - Cwt. | 4,787 | 5,039 | — | — | — | 1,632 | 1,851 | — | — | — |
| Proprietary and Patent Medicines - - - - - | — | — | — | — | — | 168,761 | 172,747 | 153,304 | 176,021 | 129,239 |

* Separately recorded from April 1912.

‡ Figures prior to 1912-13 relate to "Clocks and Watches."

§ Included with "Drugs and Medicines, other sorts" from April 1912.

|| Inclusive of Rubber Tyres.

Total Imports of Merchandise—continued.

| ARTICLES. | QUANTITIES. | | | | | VALUE. | | | | |
|---|-------------|------------|------------|------------|-----------|-----------|-----------|-----------|-----------|----------|
| | 1910-11. | 1911-12. | 1912-13. | 1913-14. | 1914-15. | 1910-11. | 1911-12. | 1912-13. | 1913-14. | 1914-15. |
| Drugs and Medicines (excluding Chemicals and Narcotics)—continued. | | | | | | | | | | |
| Quinine and Alkaloids thereof (including Cinchona and Peruvian Bark) - Lb. | 128,149 | 125,379 | 104,765 | 117,068 | 89,034 | 73,964 | 77,445 | 71,509 | 102,441 | 85,178 |
| Sarsaparilla and Preparations thereof* | — | — | — | — | — | — | — | 2,002 | 2,556 | 1,945 |
| Storax, including Liquid Storax (Rose Melloes) Lb. | 146,182 | 49,078 | 131,778 | 78,430 | 90,321 | 3,168 | 1,074 | 2,391 | 1,487 | 1,577 |
| Other sorts of Drugs and Medicines | — | — | — | — | — | 206,658 | 236,366 | 275,590 | 801,738 | 267,091 |
| Total Drugs and Medicines | — | — | — | — | — | 650,345 | 689,186 | 709,989 | 780,490 | 684,710 |
| Dyeing and Tanning Substances: | | | | | | | | | | |
| Cochineal - Cwt. | 2,138 | 1,393 | 2,047 | 1,665 | 1,356 | 11,901 | 8,428 | 13,876 | 16,066 | 13,711 |
| Cutch and Gambier | 36,972 | 36,925 | 44,044 | 43,296 | 32,728 | 47,310 | 49,963 | 62,468 | 55,092 | 44,399 |
| Dyes obtained from Coal Tar: | | | | | | | | | | |
| Alizarine Dyes - Lb. | 5,868,328 | 6,057,875 | 8,163,044 | 6,469,739 | 8,757,123 | 211,885 | 206,595 | 237,670 | 188,093 | 102,238 |
| Aniline Dyes - " | 9,204,012 | 7,976,024 | 10,082,098 | 9,708,122 | 4,160,166 | 472,833 | 407,265 | 522,176 | 511,322 | 210,909 |
| Others* | — | — | 63,588 | 73,034 | 44,718 | — | — | 5,558 | 6,816 | 4,203 |
| Indigo, Synthetic - Cwt. | 4,492 | 3,889 | 6,063 | 6,051 | 3,167 | 48,184 | 33,853 | 59,892 | 62,000 | 32,045 |
| Madder or Manjitt - " | 123 | 336 | — | — | — | 124 | 366 | — | — | — |
| Myrobalan† - " | 13 | 310 | — | — | — | 6 | 84 | — | — | — |
| Saffron - Lb. | 52,235 | 72,639 | 57,100 | 59,314 | 45,321 | 51,444 | 61,820 | 59,781 | 63,275 | 49,600 |
| Turmeric† - Cwt. | 2,924 | 24,206 | — | — | — | 2,063 | 15,683 | — | — | — |
| Other sorts (including Lac Dye) - " | 15,493 | 25,369 | 23,977 | 26,945 | 39,296 | 49,904 | 52,095 | 47,767 | 39,440 | 19,881 |
| Total Dyeing and Tanning Substances | — | — | — | — | — | 696,154 | 841,172 | 1,014,188 | 942,833 | 477,745 |
| Earthenware and Porcelain (excluding Pipes of Earthenware) | — | — | — | — | — | 309,448 | 354,200 | 302,078 | 423,370 | 204,307 |
| Electroplated Ware* | — | — | — | — | — | — | — | 37,707 | 48,412 | 35,001 |
| Feathers - Lb. | 1,633 | 1,644 | 2,261 | 1,168 | 1,242 | 82 | 122 | 137 | 83 | 82 |
| Fireworks | — | — | — | — | — | 58,872 | 51,454 | 60,904 | 40,515 | 47,081 |
| Fish (excluding Canned Fish): | | | | | | | | | | |
| Fish, dry, unsalted - Cwt. | 30,322 | 44,244 | 42,416 | 40,729 | 47,713 | 27,826 | 32,786 | 32,403 | 33,104 | 38,862 |
| " " salted - " | 91,241 | 96,623 | 111,754 | 116,636 | 95,558 | 96,168 | 114,170 | 123,059 | 145,899 | 120,702 |
| Fishmaws and Sharkfins - " | 10,956 | 13,446 | 10,951 | 6,914 | 7,998 | 38,449 | 38,127 | 31,800 | 19,293 | 22,597 |
| Fish, wet, salted (ngapi) - " | 52,981 | 36,543 | 37,730 | 29,169 | 37,303 | 10,756 | 13,213 | 12,980 | 10,003 | 12,061 |
| Other sorts* - " | — | — | 113 | 18 | 5 | — | — | 100 | 78 | 18 |
| Total Fish | 185,480 | 190,856 | 202,964 | 193,466 | 188,577 | 179,199 | 198,282 | 201,300 | 208,377 | 195,160 |
| Fodder, Bran, and Pollards (excluding Oilcake) - Cwt. | 72,614 | 66,617 | 62,065 | 76,254 | 64,505 | 14,930 | 15,505 | 13,920 | 16,241 | 13,957 |
| Fruits and Vegetables: | | | | | | | | | | |
| Fresh Fruits and Vegetables: | | | | | | | | | | |
| Fresh Fruits: | | | | | | | | | | |
| Cocoanuts - No. | 9,934,578 | 8,201,051 | 9,563,210 | 9,280,771 | 8,392,670 | 32,411 | 28,204 | 34,084 | 32,413 | 26,636 |
| Others | — | — | — | — | — | 29,029 | 29,903 | 29,569 | 24,401 | 19,038 |
| Fresh Vegetables of all kinds | — | — | — | — | — | 35,766 | 34,345 | 54,637 | 75,010 | 62,588 |
| Fruits and Vegetables, dried, salted, or preserved, not being canned or bottled: | | | | | | | | | | |
| Almonds - Cwt. | 66,321 | 74,318 | 83,547 | 57,103 | 89,765 | 150,480 | 159,451 | 187,160 | 162,953 | 232,107 |
| Currants and Raisins* - " | — | — | 23,681 | 16,841 | 20,197 | — | — | 19,415 | 14,633 | 20,559 |
| Dates - " | 910,023 | 963,175 | 876,068 | 918,437 | 784,318 | 407,225 | 401,723 | 358,752 | 401,411 | 353,330 |
| Other sorts - " | 68,062 | 77,960 | 60,395 | 48,646 | 57,792 | 72,156 | 75,080 | 45,520 | 42,753 | 46,311 |
| Total Fruits and Vegetables | — | — | — | — | — | 727,076 | 729,706 | 729,137 | 753,583 | 761,492 |
| Furniture and Cabinet-ware: | | | | | | | | | | |
| Bedsteads* | — | — | — | — | — | — | — | 24,313 | 25,365 | 20,640 |
| Furniture of wood (other than Bedsteads)* | — | — | — | — | — | 135,909 | 155,578 | 30,311 | 35,886 | 16,567 |
| Furniture of other Materials (other than Bedsteads)* | — | — | — | — | — | — | — | 58,252 | 62,485 | 45,545 |
| Mouldings* | — | — | — | — | — | — | — | 36,124 | 36,305 | 17,568 |
| Total Furniture and Cabinet-ware | — | — | — | — | — | 135,909 | 155,578 | 149,000 | 160,041 | 100,340 |
| Glass and Glassware: | | | | | | | | | | |
| Bangles | — | — | — | — | — | 371,675 | 413,179 | 412,841 | 536,321 | 183,649 |
| Beads and false Pearls - Cwt. | 25,767 | 28,940 | 37,126 | 32,233 | 27,414 | 187,137 | 157,945 | 201,667 | 162,925 | 108,720 |
| Bottles and Phials: | | | | | | | | | | |
| Sodawater bottles* - Gross | 68,790 | 83,481 | 30,230 | 34,888 | 28,676 | 56,262 | 55,358 | 37,094 | 43,196 | 37,034 |
| Others* | — | — | 211,343 | 322,412 | 276,886 | — | — | 72,747 | 102,981 | 73,775 |
| Funnels, Globes, and Glass parts of Lamps | — | — | — | — | — | 81,604 | 63,454 | 108,790 | 119,543 | 66,068 |
| Sheet and Plate - Sup. ft. | 15,908,803 | 15,226,979 | 18,705,688 | 17,958,225 | 9,906,533 | 107,562 | 106,019 | 137,108 | 149,022 | 84,971 |
| Tableware (including Decanters, Tumblers, &c.)* | — | — | — | — | — | — | — | 42,516 | 53,062 | 24,796 |
| Other Glassware | — | — | — | — | — | 241,149 | 236,179 | 156,178 | 129,803 | 63,830 |
| Total Glass and Glassware | — | — | — | — | — | 1,045,469 | 1,029,124 | 1,168,931 | 1,296,853 | 643,449 |

* Separately recorded from April 1912.

† Included with "Dyeing and Tanning Substances, other sorts" from April 1912.

Total Imports of Merchandise—continued.

| ARTICLES. | QUANTITIES. | | | | | VALUE. | | | | |
|--|----------------|----------------|----------------|----------------|----------------|------------------|------------------|------------------|------------------|------------------|
| | 1910-11. | 1911-12. | 1912-13. | 1913-14. | 1914-15. | 1910-11. | 1911-12. | 1912-13. | 1913-14. | 1914-15. |
| Grain, Pulse, and Flour: | | | | | | | | | | |
| Barley - Cwt. | 263 | 15,521 | 14,390 | 4,208 | 1,098 | £ 70 | £ 4,548 | £ 4,617 | £ 1,168 | £ 257 |
| Gram - " " | 565 | 1,124 | 528 | 1,578 | 4,073 | 230 | 355 | 163 | 645 | 1,854 |
| Jawar and Bajra - " " | 395 | 4,465 | 4,147 | 358 | 1,546 | 79 | 1,947 | 1,212 | 113 | 424 |
| Oats - " " | 15,363 | 5,720 | 3,115 | 25,468 | 8,403 | 5,220 | 1,697 | 1,556 | 9,980 | 2,951 |
| Pulse - " " | 21,134 | 42,605 | 45,939 | 24,456 | 125,702 | 7,852 | 17,823 | 20,758 | 9,586 | 54,192 |
| Rice in the husk - " " | 481 | 4,356 | 734 | 1,937 | 294 | 101 | 1,134 | 220 | 467 | 80 |
| " not in the husk - " " | 124,846 | 2,694 | 6,011 | 225,838 | 327,869 | 52,307 | 1,369 | 3,313 | 118,824 | 155,249 |
| " Flour - " " | 0 | 0 | 4 | 2 | 1 | 0 | 0 | 3 | 1 | 1 |
| Wheat - " " | 993 | 35,365 | 50,772 | 146 | 29,038 | 323 | 16,559 | 25,207 | 59 | 14,403 |
| " Flour in bags - " " | 58,027 | 78,163 | 58,540 | 85,792 | 55,515 | 30,829 | 30,807 | 30,002 | 45,507 | 30,804 |
| Other sorts - " " | 1,269 | 680 | 472 | 669 | 220,754 | 498 | 337 | 144 | 210 | 50,235 |
| Total Grain and Pulse | 223,336 | 190,693 | 184,652 | 370,452 | 774,293 | 97,449 | 84,976 | 87,195 | 186,560 | 311,450 |
| Gums and Resins: | | | | | | | | | | |
| Arabic - Cwt. | 9,186 | 5,605 | 10,142 | 8,025 | 4,113 | 11,182 | 8,412 | 16,342 | 10,118 | 4,894 |
| Benjamin - " " | 12,037 | 16,430 | 14,984 | 14,180 | 13,432 | 28,310 | 44,298 | 40,840 | 34,745 | 34,975 |
| Olibanum or Frankincense - " " | 42,862 | 43,562 | 46,943 | 38,237 | 20,181 | 36,725 | 40,416 | 43,678 | 32,643 | 15,334 |
| Rosin - " " | 40,721 | 66,766 | 61,017 | 44,788 | 24,323 | 27,562 | 62,540 | 60,293 | 33,150 | 15,466 |
| Other sorts - " " | 34,347 | 21,308 | 31,285 | 34,258 | 9,977 | 33,587 | 24,043 | 34,346 | 38,650 | 12,736 |
| Total Gums and Resins | 139,153 | 153,671 | 164,371 | 139,538 | 72,026 | 137,366 | 179,709 | 195,499 | 149,306 | 83,405 |
| Hair and Manufactures of Hair: | | | | | | | | | | |
| Hair of all kinds* - Cwt. | — | — | 662 | 1,802 | 716 | — | — | 4,484 | 11,646 | 2,910 |
| Manufactures of Hair (other than toilet requisites)* - " " | — | — | — | — | — | — | — | 5,134 | 5,733 | 7,913 |
| Hardware (excluding Cutlery and Electroplated Ware): | | | | | | | | | | |
| Agricultural Implements | — | — | — | — | — | 68,423 | 73,820 | 93,375 | 107,401 | 84,438 |
| Buckets of tinned or galvanized iron* | — | — | — | — | — | — | — | 57,877 | 67,065 | 45,133 |
| Builders' Hardware, such as locks, hinges, door bolts, &c.* | — | — | — | — | — | — | — | 147,270 | 164,176 | 94,871 |
| Domestic Hardware, other than enamelled ironware* | — | — | — | — | — | — | — | 123,304 | 124,654 | 62,301 |
| Enamelled ironware | — | — | — | — | — | 126,850 | 168,447 | 194,337 | 184,451 | 66,734 |
| Implements and Tools, other than Agricultural Implements and Machine Tools | — | — | — | — | — | 158,568 | 155,162 | 231,289 | 271,631 | 225,003 |
| Lamps, metal* - No. | — | — | 2,863,106 | 4,662,438 | 1,892,899 | — | — | 203,689 | 273,562 | 125,218 |
| " glass* | — | — | 521,591 | 773,197 | 364,660 | — | — | 18,882 | 11,008 | 4,123 |
| Parts of Lamps, other than glass* | — | — | — | — | — | — | — | 80,569 | 76,220 | 50,567 |
| Lampware† | — | — | — | — | — | 226,354 | 268,280 | — | — | — |
| Safes and strong Boxes of metal* - No. | — | — | 5,319 | 7,591 | 5,456 | — | — | 23,548 | 27,177 | 14,695 |
| Other sorts - " " | — | — | — | — | — | 1,349,642 | 1,418,009 | 1,108,067 | 1,324,744 | 933,524 |
| Total Hardware | — | — | — | — | — | 1,930,337 | 2,083,778 | 2,278,817 | 2,632,089 | 1,706,667 |
| Hides and Skins, Raw: | | | | | | | | | | |
| Hides - { = Cwt. 10,432 | 10,432 | 6,581 | 5,331 | 4,021 | 3,714 | 28,295 | 19,567 | 18,585 | 10,935 | 10,527 |
| " - { = No. 113,723 | 113,723 | 80,572 | 67,875 | 55,586 | 45,688 | | | | | |
| Skins - { = Cwt. 20,149 | 20,149 | 20,811 | 23,974 | 28,885 | 20,518 | 64,885 | 69,878 | 73,849 | 90,131 | 61,235 |
| " - { = No. 992,149 | 992,149 | 1,093,340 | 1,230,690 | 1,578,615 | 1,126,090 | | | | | |
| Total Hides and Skins, Raw - { = Cwt. 30,581 | 30,581 | 27,392 | 29,305 | 32,906 | 24,232 | 93,120 | 89,445 | 92,434 | 101,066 | 71,762 |
| " - { = No. 1,105,872 | 1,105,872 | 1,173,912 | 1,293,564 | 1,634,201 | 1,171,773 | | | | | |
| Hops - Cwt. | 1,981 | 2,547 | 2,359 | 1,090 | 1,268 | 13,486 | 24,572 | 19,231 | 9,529 | 8,476 |
| Horns, tips and pieces of Horn, and Hornmeal - " " | 206 | 125 | 74 | 153 | 42 | 7,248 | 4,064 | 1,743 | 5,065 | 1,846 |
| Instruments, Apparatus, and Appliances, and parts thereof: | | | | | | | | | | |
| Electrical, other than telegraphic and telephone, not being Machinery: | | | | | | | | | | |
| Electric Fans and parts thereof* | — | — | — | — | — | 343,382 | 440,128 | 57,057 | 82,219 | 55,064 |
| Electric Lamps and parts thereof* | — | — | — | — | — | | | 49,994 | 60,709 | 81,063 |
| Electric Wires and Cables* | — | — | — | — | — | | | 150,080 | 158,331 | 153,243 |
| Other sorts* | — | — | — | — | — | | | 295,028 | 415,213 | 323,058 |
| Musical: | | | | | | | | | | |
| Organs and Harmoniums, complete* - No. | — | — | 378 | 568 | 352 | 105,620 | 145,062 | 4,034 | 4,006 | 2,534 |
| Pianos and Piano Players, complete* - No. | — | — | 842 | 818 | 493 | | | 29,245 | 30,101 | 16,220 |
| Talking Machines and Accessories* | — | — | — | — | — | | | 48,109 | 71,412 | 29,987 |
| Other sorts (including parts of Musical Instruments)* - " " | — | — | — | — | — | | | 53,223 | 47,340 | 32,443 |

* Separately recorded from April 1912.

† From April 1913 see the three preceding sub-heads.

Total Imports of Merchandise—continued.

| ARTICLES. | QUANTITIES. | | | | | VALUE. | | | | |
|---|-------------|-----------|-----------|-----------|-----------|-----------|-----------|-----------|-----------|-----------|
| | 1910-11. | 1911-12. | 1912-13. | 1913-14. | 1914-15. | 1910-11. | 1911-12. | 1912-13. | 1913-14. | 1914-15. |
| Instruments, Apparatus, and Appliances, and parts thereof—continued. | | | | | | | | | | |
| Optical | — | — | — | — | — | 33,745 | 30,358 | 38,371 | 46,912 | 25,905 |
| Photographic | — | — | — | — | — | 60,363 | 60,385 | 67,100 | 81,089 | 57,833 |
| Scientific and Philosophical | — | — | — | — | — | 106,623 | 113,616 | 91,808 | 91,662 | 69,369 |
| Surgical | — | — | — | — | — | 68,698 | 67,745 | 73,310 | 81,105 | 63,275 |
| Other kinds† | — | — | — | — | — | — | — | 27,616 | 43,915 | 30,738 |
| Total Instruments, Apparatus, and Appliances, and parts thereof | — | — | — | — | — | 778,431 | 866,794 | 988,584 | 1,214,014 | 890,718 |
| Ivory: | | | | | | | | | | |
| Unmanufactured Lb. | 343,361 | 248,407 | 242,484 | 233,861 | 212,572 | 183,495 | 132,959 | 131,337 | 129,432 | 114,048 |
| Manufactured | — | — | — | — | — | 14,248 | 15,187 | 17,336 | 23,605 | 15,808 |
| Jewellery (excluding imitation Jewellery and Precious Stones and Pearls, unset) also Plate of Gold and Silver: | | | | | | | | | | |
| Jewellery | — | — | — | — | — | 104,080 | 212,905 | 84,478 | 86,783 | 61,610 |
| Plate of Gold and Silver | — | — | — | — | — | 40,634 | 34,822 | 43,269 | 43,909 | 30,741 |
| Total Jewellery, also Plate of Gold and Silver | — | — | — | — | — | 144,704 | 247,727 | 127,777 | 130,732 | 92,357 |
| Lac: | | | | | | | | | | |
| Stick and Seed Cwt. | 2,670 | 1,678 | 10,908 | 13,318 | 917 | 5,556 | 3,348 | 10,880 | 26,112 | 2,247 |
| Shell and Button | 23 | 57 | 12 | 11 | 4 | 111 | 205 | 51 | 60 | 29 |
| Other kinds (excluding Lac-dye) | 0 | 0 | 173 | 128 | 230 | 0 | 0 | 211 | 277 | 454 |
| Total Lac | 2,693 | 1,735 | 11,093 | 13,457 | 1,211 | 5,667 | 3,553 | 17,151 | 26,458 | 2,730 |
| Leather: | | | | | | | | | | |
| Hides, tanned or dressed | 2,093 | 3,023 | 3,233 | 2,218 | 1,764 | 21,038 | 20,020 | 31,470 | 24,078 | 20,211 |
| Skins, tanned or dressed | 39,016 | 39,213 | 51,003 | 29,578 | 23,373 | 52,711 | 63,052 | 61,307 | 78,412 | 52,780 |
| Unwrought Manufactures (excluding Boots and Shoes, and Belting for Machinery): | 1,946 | 2,513 | 3,033 | 2,558 | 1,466 | 38,778 | 36,501 | 52,010 | 38,480 | 30,718 |
| Bags and Trunks | 296,004 | 360,486 | 316,411 | 428,200 | 298,382 | — | — | 23,054 | 10,569 | 10,821 |
| Saddlery and Harness | 2,956 | 2,845 | 3,181 | 3,302 | 2,960 | 39,165 | 43,491 | 35,308 | 33,358 | 10,240 |
| Other sorts | — | — | — | — | — | 171,479 | 178,021 | 80,335 | 72,777 | 61,596 |
| Total Leather | — | — | — | — | — | 323,171 | 347,065 | 265,479 | 266,683 | 165,481 |
| Liquors, including Methylated and Perfumed Spirits: Ale, Beer, and Porter - Gals. | 4,242,771 | 4,239,585 | 4,733,774 | 4,625,880 | 3,564,107 | 367,129 | 361,141 | 451,416 | 430,385 | 316,998 |
| Cider and other fermented Liquors | 11,568 | 11,283 | 11,985 | 26,399 | 11,667 | 2,664 | 2,575 | 2,749 | 5,282 | 2,749 |
| Spirit: | | | | | | | | | | |
| Brandy | 358,314 | 336,485 | 384,984 | 400,092 | 351,789 | 168,648 | 181,883 | 204,696 | 212,796 | 165,357 |
| Gin | 72,185 | 73,792 | 81,000 | 86,595 | 75,027 | 21,498 | 22,910 | 25,322 | 26,247 | 23,880 |
| Liqueurs | 13,139 | 14,821 | 14,518 | 16,330 | 9,233 | 15,063 | 18,377 | 18,074 | 19,732 | 12,075 |
| Rum | 39,306 | 50,782 | 65,462 | 74,279 | 50,798 | 5,466 | 6,590 | 8,841 | 9,922 | 7,862 |
| Whisky | 638,341 | 655,673 | 648,429 | 709,028 | 685,189 | 275,284 | 286,910 | 285,068 | 311,712 | 306,052 |
| Spirit present in Drugs, Medicines, or Chemicals | 97,461 | 102,607 | 116,377 | 128,863 | 102,149 | 115,509 | 120,418 | 134,159 | 140,094 | 114,634 |
| Spirit, perfumed, methylated | 19,360 | 20,170 | 21,065 | 21,918 | 13,568 | 52,444 | 56,653 | 57,840 | 74,266 | 47,806 |
| Other sorts | 205,555 | 207,427 | 235,964 | 276,614 | 319,306 | 15,323 | 15,309 | 15,931 | 19,131 | 22,098 |
| Total Spirit | 92,981 | 96,076 | 67,201 | 81,185 | 58,194 | 26,164 | 28,513 | 28,032 | 32,450 | 27,068 |
| Wines: | | | | | | | | | | |
| Champagne and other sparkling Wine | 29,360 | 33,401 | 29,860 | 32,143 | 17,120 | 52,340 | 62,566 | 56,414 | 61,829 | 31,087 |
| Claret | 41,732 | 36,377 | — | — | — | 10,421 | 9,838 | — | — | — |
| Port | 91,909 | 92,546 | 93,858 | 96,197 | 75,968 | 50,472 | 40,005 | 51,088 | 51,713 | 40,808 |
| Still Red Wines other than Port | — | — | 61,617 | 58,001 | 52,284 | — | — | 20,215 | 19,063 | 17,281 |
| Sherry, Madeira, and Marsala | 19,413 | 21,743 | 23,633 | 23,654 | 22,679 | 9,726 | 11,515 | 16,300 | 16,843 | 13,372 |
| Still White Wines, other than Sherry, Madeira, and Marsala | — | — | 13,434 | 12,132 | 7,360 | — | — | 5,772 | 5,587 | 3,084 |
| Other sorts (including Vermouth and Ginger Wine) | 149,180 | 151,649 | 114,225 | 111,061 | 99,079 | 57,273 | 58,903 | 30,273 | 30,041 | 35,019 |
| Total Wines | 331,514 | 335,716 | 341,627 | 338,168 | 274,490 | 180,232 | 191,727 | 180,152 | 194,096 | 140,741 |
| Total Liquors | 6,122,995 | 6,144,417 | 6,722,296 | 6,785,971 | 5,515,419 | 1,265,444 | 1,293,046 | 1,422,206 | 1,491,438 | 1,217,910 |
| Machinery and Millwork: Prime-movers (other than Electrical): Locomotives (excluding those for Railways) Others | — | — | — | — | — | 41,918 | 34,253 | 71,726 | 122,126 | 91,496 |
| | — | — | — | — | — | 504,811 | 438,312 | 327,153 | 553,503 | 446,733 |

* Figures prior to 1912-13 are inclusive of other kinds. † Separately recorded from April 1912.
 ‡ Figures prior to 1912-13 relate to Champagne only. § Included with "Other sorts" from April 1912.
 ¶ Figures prior to 1912-13 relate to Sherry only.

Total Imports of Merchandise—continued.

| ARTICLES. | QUANTITIES. | | | | | VALUE. | | | | | | | | | |
|---|-------------|-----------|------------|------------|------------|-----------|-----------|-----------|-----------|-----------|---|---|---|---|--------|
| | 1910-11. | 1911-12. | 1912-13. | 1913-14. | 1914-15. | 1910-11. | 1911-12. | 1912-13. | 1913-14. | 1914-15. | | | | | |
| Machinery and Millwork—cont. | | | | | | | | | | | | | | | |
| Electrical Machinery of all kinds, not including Instruments, Apparatus, Appliances, and parts thereof: | | | | | | £ | £ | £ | £ | £ | | | | | |
| Generators* | — | — | — | — | — | 263,912 | 266,673 | 38,071 | 20,882 | 15,433 | | | | | |
| Motors* | — | — | — | — | — | | | 99,286 | 82,557 | 78,609 | | | | | |
| Other kinds* | — | — | — | — | — | | | 103,471 | 231,857 | 259,841 | | | | | |
| Machinery, not being Prime-movers or Electrical Machinery: | | | | | | | | | | | | | | | |
| Aerated Water-making Machinery* | — | — | — | — | — | — | — | 3,234 | 5,273 | 3,462 | | | | | |
| Agricultural Machinery | — | — | — | — | — | 5,441 | 6,245 | 19,972 | 17,689 | 15,869 | | | | | |
| Boilers* | — | — | — | — | — | — | — | 188,376 | 236,947 | 191,510 | | | | | |
| Metal-working Machinery (including machine Tools)* | — | — | — | — | — | — | — | 10,169 | 9,731 | 6,839 | | | | | |
| Mining Machinery: | | | | | | | | | | | | | | | |
| Coal* | — | — | — | — | — | 92,191 | 83,791 | 15,705 | 9,155 | 5,563 | | | | | |
| Other sorts* | — | — | — | — | — | | | 47,170 | 86,545 | 92,029 | | | | | |
| Oil-crushing and refining Machinery* | — | — | — | — | — | — | — | 36,726 | 21,458 | 12,540 | | | | | |
| Paper Mill Machinery* | — | — | — | — | — | — | — | 17,525 | 23,265 | 15,042 | | | | | |
| Refrigerating Machinery* | — | — | — | — | — | — | — | 34,165 | 22,475 | 13,113 | | | | | |
| Rice and Flour Mill Machinery* | — | — | — | — | — | — | — | 102,682 | 106,612 | 60,020 | | | | | |
| Saw Mill and Wood-working Machinery* | — | — | — | — | — | — | — | 17,089 | 17,734 | 23,763 | | | | | |
| Sewing and Knitting Machines and parts thereof: | | | | | | | | | | | | | | | |
| Sewing and Knitting Machines - No. | 41,065 | 39,797 | 57,531 | 61,183 | 51,149 | 159,394 | 149,650 | 227,607 | 236,805 | 222,050 | | | | | |
| Parts of Sewing and Knitting Machines and Accessories* | — | — | — | — | — | — | — | 17,905 | 32,532 | 15,970 | | | | | |
| Sugar Machinery* | — | — | — | — | — | — | — | 13,504 | 31,155 | 32,158 | | | | | |
| Tea Machinery* | — | — | — | — | — | — | — | 118,670 | 142,238 | 111,174 | | | | | |
| Textile Machinery: | | | | | | | | | | | | | | | |
| Cotton* | — | — | — | — | — | 1,093,049 | 905,420 | 757,125 | 1,191,695 | 1,006,463 | | | | | |
| Jute* | — | — | — | — | — | | | 576,123 | 971,349 | 584,143 | | | | | |
| Other sorts* | — | — | — | — | — | | | 29,093 | 23,588 | 18,999 | | | | | |
| Typewriters: | | | | | | | | | | | | | | | |
| Typewriters - No. | 3,458 | 4,152 | 5,677 | 6,267 | 5,237 | 46,134 | 52,759 | 65,629 | 66,983 | 60,613 | | | | | |
| Parts and Accessories* | — | — | — | — | — | — | — | 7,721 | 8,550 | 7,849 | | | | | |
| Other sorts of Machinery (excluding Printing Machinery) | — | — | — | — | — | 1,152,319 | 1,108,482 | 665,341 | 887,412 | 635,715 | | | | | |
| Total Machinery and Millwork | — | — | — | — | — | 3,359,169 | 3,040,585 | 3,611,208 | 5,172,206 | 4,026,996 | | | | | |
| Manures: | | | | | | | | | | | | | | | |
| Artificial and Mineral Manures - Tons | 1,339 | 3,774 | 5,400 | 8,234 | 3,471 | 12,031 | 27,981 | 42,592 | 63,476 | 28,179 | | | | | |
| Bones - " " | 388 | 337 | 51 | 239 | 207 | 1,482 | 1,303 | 207 | 1,133 | 395 | | | | | |
| Fish Manures and Guano - " " | 3 | 13 | 92 | 73 | 40 | 21 | 58 | 684 | 548 | 165 | | | | | |
| Other kinds (excluding Oilcake) - " " | 701 | 1,276 | 284 | 659 | 566 | 4,235 | 2,315 | 1,722 | 4,311 | 3,401 | | | | | |
| Total Manures - " " | 2,431 | 5,400 | 5,827 | 9,205 | 4,234 | 17,769 | 31,657 | 45,205 | 69,468 | 32,640 | | | | | |
| Matches: | | | | | | | | | | | | | | | |
| Safety* - Gross of Boxes | — | — | 9,743,574 | 10,239,535 | 12,257,386 | 559,411 | 533,884 | 392,521 | 412,388 | 561,930 | | | | | |
| Other sorts* - " " | — | — | 5,381,377 | 3,654,783 | 3,158,034 | | | 263,193 | 185,265 | 191,315 | | | | | |
| Total Matchest - " " | — | — | 15,124,951 | 13,894,318 | 15,415,420 | 559,411 | 533,884 | 655,714 | 607,851 | 753,245 | | | | | |
| Mats and Matting, except Coir and Rubber - Sq. yds. | 2,263,690 | 2,015,440 | 2,036,825 | 2,159,354 | 2,067,277 | 26,739 | 28,453 | 28,188 | 33,322 | 30,213 | | | | | |
| Metals and Ores: | | | | | | | | | | | | | | | |
| Aluminium*: | | | | | | | | | | | | | | | |
| Unwrought (Ingots, Blocks, Bars)† - Cwt. | — | — | 35,809 | 26,347 | 2,329 | — | — | 170,097 | 142,528 | 10,251 | | | | | |
| Wrought: Circles and Sheets† - " " | — | — | — | — | 11,824 | | | | | | — | — | — | — | 66,025 |
| Other Manufactures† - " " | — | — | — | — | 1,397 | | | | | | | | | | |
| Brass, Bronze, and similar Amalgams: | | | | | | | | | | | | | | | |
| Unwrought - " " | 58 | 7 | 671 | 971 | 585 | 195 | 25 | 4,533 | 5,649 | 3,222 | | | | | |
| Wrought - " " | 18,536 | 18,200 | 18,515 | 27,548 | 18,666 | 69,904 | 65,392 | 71,706 | 108,550 | 67,324 | | | | | |
| Total Brass - " " | 18,594 | 18,207 | 19,186 | 28,519 | 19,251 | 70,099 | 65,417 | 76,239 | 114,199 | 70,546 | | | | | |
| Copper: | | | | | | | | | | | | | | | |
| Old, for re-manufacture - Cwt. | 1,162 | 1,762 | 2,445 | 2,426 | 2,245 | 3,251 | 4,817 | 6,905 | 6,845 | 6,524 | | | | | |
| Unwrought: Tiles, Ingots, Cakes, Bricks, and Slabs - " " | 95,575 | 43,572 | 22,919 | 76,724 | 64,505 | 309,743 | 139,178 | 90,115 | 299,109 | 235,936 | | | | | |
| Other sorts - " " | 93 | 205 | 231 | 404 | 353 | 290 | 688 | 871 | 1,677 | 1,405 | | | | | |
| Wrought: Braziers and Sheets - " " | 222,736 | 156,204 | 67,160 | 215,368 | 144,028 | 819,024 | 559,616 | 271,231 | 872,216 | 563,819 | | | | | |
| Mixed or Yellow Metal, for sheathing - " " | 380,765 | 311,912 | 323,629 | 407,405 | 266,401 | 1,173,361 | 942,817 | 1,079,154 | 1,371,559 | 907,778 | | | | | |
| Wire (excluding Wire of Telegraph and Telephone)* - " " | — | — | 4,898 | 7,440 | 5,145 | — | — | 23,596 | 33,817 | 21,697 | | | | | |
| Other Manufactures - " " | 28,069 | 35,780 | 23,515 | 37,103 | 27,355 | 112,361 | 145,765 | 108,715 | 160,188 | 106,934 | | | | | |
| Total Copper (excluding Ore) - " " | 728,400 | 549,435 | 444,992 | 746,870 | 510,032 | 2,418,030 | 1,792,881 | 1,580,587 | 2,745,411 | 1,849,093 | | | | | |
| German Silver - " " | 23,055 | 22,836 | 16,403 | 25,824 | 13,491 | 123,958 | 110,168 | 86,628 | 147,715 | 77,270 | | | | | |

* Separately recorded from April 1912.

† Quantity stated from April 1912.

‡ Separately recorded from April 1914.

Total Imports of Merchandise—continued.

| ARTICLES. | QUANTITIES. | | | | | VALUE. | | | | |
|---|-------------|----------|----------|-----------|----------|-----------|-----------|------------|------------|-----------|
| | 1910-11. | 1911-12. | 1912-13. | 1913-14. | 1914-15. | 1910-11. | 1911-12. | 1912-13. | 1913-14. | 1914-15. |
| Metals and Ores—continued. | | | | | | | | | | |
| Iron: | | | | | | £ | £ | £ | £ | £ |
| Ore - - - - - Tons | 0 | 0 | 157 | 0 | 0 | 0 | 0 | 399 | 0 | 0 |
| Pig - - - - - " | 11,502 | 12,073 | 11,545 | 12,254 | 5,457 | 43,789 | 46,294 | 47,349 | 56,440 | 23,783 |
| Manufactures: | | | | | | | | | | |
| Angle, Bolt, and Rod | 2,371 | 1,408 | 1,501 | 1,035 | 918 | 17,330 | 12,596 | 12,587 | 11,137 | 7,903 |
| Bars and Channel - - " | 30,359 | 25,488 | 22,735 | 23,742 | 10,464 | 233,746 | 197,512 | 194,019 | 233,310 | 103,188 |
| Rice Bowls - - - - - " | 5,716 | 6,081 | 6,614 | 6,661 | 3,909 | 69,500 | 74,049 | 81,289 | 93,442 | 50,350 |
| Total Iron (ex-} cluding Ore) - - } | 49,948 | 45,050 | 42,335 | 46,692 | 20,648 | 354,365 | 330,451 | 335,344 | 303,929 | 184,224 |
| Iron or Steel: | | | | | | | | | | |
| Anchors and Cables - - " | 1,150 | 1,463 | 895 | 1,232 | 1,408 | 19,661 | 21,969 | 16,048 | 24,797 | 23,870 |
| Beams, Pillars, Girders, and Bridge-work - - " | 69,628 | 63,825 | 70,335 | 89,642 | 56,808 | 517,113 | 455,879 | 596,035 | 770,365 | 484,761 |
| Bolts and Nuts - - - - - " | 3,767 | 3,428 | 5,503 | 7,368 | 4,319 | 71,104 | 69,589 | 114,893 | 151,307 | 93,191 |
| Hoops and Strips - - - - - " | 27,940 | 22,680 | 26,129 | 30,790 | 24,309 | 244,267 | 195,999 | 239,099 | 287,872 | 233,900 |
| Nails, Rivets, and Washers* - - - - - " | 18,761 | 18,171 | 23,134 | 25,076 | 13,407 | 266,048 | 257,197 | 298,969 | 334,480 | 184,419 |
| Old, for re-manu-} facture - - - - - } | 1,233 | 5,859 | 7,723 | 2,736 | 3,800 | 3,477 | 15,847 | 20,988 | 8,679 | 12,382 |
| Pipes and Fittings,} Cast - - - - - } | 24,018 | 23,694 | 37,382 | 56,243 | 39,853 | 230,817 | 203,907 | 380,768 | 604,093 | 427,091 |
| Rails, Chairs, and Fish-} plates (excluding} those for Railways)§ - - } | — | — | 10,052 | 17,730 | 8,582 | — | — | 71,576 | 133,139 | 55,702 |
| Screws§ - - - - - " | — | — | 1,783 | 2,111 | 1,750 | — | — | 64,090 | 77,977 | 63,565 |
| Sheets and Plates: | | | | | | | | | | |
| Galvanised - - - - - " | 127,365 | 161,789 | 188,272 | 277,595 | 157,292 | 1,621,959 | 1,989,730 | 2,419,135 | 3,584,957 | 1,906,125 |
| Tinned - - - - - " | 19,443 | 21,068 | 49,093 | 52,836 | 50,442 | 299,456 | 346,903 | 702,707 | 635,070 | 752,040 |
| Not Galvanised or} Tinned - - - - - } | 87,366 | 103,353 | 82,441 | 100,606 | 51,130 | 881,424 | 1,049,070 | 704,456 | 822,539 | 408,183 |
| Tubes and Fittings,} Wrought - - - - - } | 9,911 | 9,750 | 13,500 | 18,402 | 16,196 | 134,165 | 127,858 | 223,896 | 309,953 | 271,793 |
| Wire - - - - - " | 4,630 | 5,886 | 9,885 | 9,819 | 7,707 | 56,550 | 68,598 | 150,507 | 160,260 | 186,048 |
| Other Manufactures of} Iron or Steel - - - } | 46,279 | 41,259 | 16,034 | 26,235 | 25,556 | 588,409 | 550,271 | 275,201 | 305,975 | 325,020 |
| Total Iron or Steel - - " | 441,491 | 482,215 | 534,161 | 718,471 | 462,564 | 4,934,459 | 5,352,797 | 6,220,098 | 8,501,472 | 5,478,007 |
| Steel: | | | | | | | | | | |
| Angle and Spring - - - - - " | 27,161 | 32,159 | 29,990 | 44,192 | 28,278 | 178,623 | 209,927 | 215,688 | 312,003 | 100,400 |
| Bars and Channel - - - - - " | 121,653 | 121,857 | 119,588 | 204,613 | 94,342 | 787,365 | 779,408 | 841,215 | 1,377,044 | 600,842 |
| Cast - - - - - " | 2,498 | 2,766 | 3,058 | 4,171 | 2,597 | 40,078 | 44,180 | 57,255 | 80,586 | 46,439 |
| Ingots, Blooms, Billets,} and Slabs§ - - - - } | — | — | 121 | 109 | 206 | — | — | 1,253 | 1,184 | 1,008 |
| Total Steel - - - - - " | 151,312 | 156,782 | 152,755 | 253,085 | 125,423 | 1,006,066 | 1,033,515 | 1,116,411 | 1,777,127 | 850,358 |
| Lead: | | | | | | | | | | |
| Unwrought: | | | | | | | | | | |
| Ore - - - - - " | 271 | 204 | 169 | 177 | 263 | 5,788 | 4,062 | 3,600 | 4,005 | 6,425 |
| Pig - - - - - Cwt. | 50,128 | 45,008 | 47,771 | 48,042 | 29,508 | 33,117 | 33,387 | 44,829 | 47,904 | 32,787 |
| Other sorts - - - - - " | 335 | 722 | 2,071 | 1,273 | 1,740 | 292 | 519 | 1,743 | 1,180 | 1,079 |
| Wrought: | | | | | | | | | | |
| Sheets, Pipes, and} Tubes - - - - - } | 17,057 | 18,537 | 18,711 | 22,579 | 16,530 | 14,960 | 16,810 | 20,433 | 24,840 | 19,920 |
| Sheets for Tea Chests - - - - - " | 53,384 | 42,120 | 36,988 | 40,199 | 35,321 | 53,812 | 47,813 | 46,829 | 57,007 | 52,901 |
| Other sorts - - - - - " | 10,170 | 7,543 | 8,902 | 12,311 | 9,815 | 11,358 | 10,131 | 12,385 | 17,684 | 13,214 |
| Total Lead (ex-} cluding Ore) - - } | 131,074 | 113,930 | 114,343 | 124,404 | 92,914 | 113,548 | 108,660 | 126,219 | 148,925 | 120,281 |
| Quicksilver - - - - - Lb. | 352,856 | 233,515 | 379,173 | 205,729 | 94,154 | 39,609 | 26,707 | 41,500 | 20,571 | 9,091 |
| Solder§ - - - - - Cwt. | — | — | 5,594 | 5,965 | 6,706 | — | — | 30,832 | 31,187 | 28,764 |
| Tin: | | | | | | | | | | |
| Unwrought (Blocks, In-} gots, Bars, and Slabs) - - } | 36,355 | 36,321 | 31,536 | 41,406 | 37,377 | 295,455 | 349,291 | 335,733 | 423,282 | 314,607 |
| Wrought (including} Plates or Sheets, not} being tinned Iron) - - } | 581 | 486 | 4,044 | 1,289 | 628 | 4,907 | 4,766 | 9,078 | 12,094 | 5,099 |
| Total Tin - - - - - " | 36,936 | 36,807 | 35,580 | 42,695 | 38,005 | 300,362 | 354,057 | 344,811 | 435,376 | 319,706 |
| Zinc or Spelter: | | | | | | | | | | |
| Unwrought - - - - - " | 68,695 | 65,644 | 73,400 | 95,325 | 25,730 | 34,446 | 34,790 | 38,832 | 123,593 | 34,906 |
| Wrought or manufac-} tured - - - - - } | 27,259 | 30,011 | 37,255 | 37,349 | 17,520 | 42,037 | 50,713 | 64,932 | 59,554 | 23,727 |
| Other sorts - - - - - " | 1,128 | 1,135 | 1,300 | 2,118 | 1,145 | 1,374 | 1,305 | 1,531 | 2,632 | 1,327 |
| Total Zinc or} Spelter - - - - - } | 97,082 | 96,790 | 111,955 | 134,792 | 44,395 | 127,857 | 136,808 | 165,295 | 190,779 | 65,050 |
| Metals, unenumerated - - - - - Tons | 27,302 | 40,060 | 10,232 | 11,523 | 11,432 | 108,669 | 161,732 | 35,264 | 34,410 | 20,954 |
| Ores, unenumerated§ - - - - - " | — | — | 247 | 2,478 | 205 | — | — | 3,004 | 29,293 | 2,761 |
| Total Metals (ex-} cluding Ores) - - } | 696,030 | 728,056 | 769,187 | 1,075,678 | 646,291 | 9,597,022 | 9,473,193 | 10,328,225 | 14,682,729 | 9,170,440 |
| Total Ores - - - - - " | 271 | 204 | 573 | 2,655 | 468 | 5,788 | 4,062 | 7,093 | 33,298 | 9,186 |
| Total Metals and} Ores - - - - - } | 696,301 | 728,260 | 769,760 | 1,078,333 | 646,759 | 9,602,810 | 9,477,255 | 10,335,318 | 14,716,027 | 9,179,626 |

* Figures prior to April 1912 are inclusive of "Screws."

§ Separately recorded from April 1912.

Total Imports of Merchandise—continued.

| ARTICLES. | QUANTITIES. | | | | | VALUE. | | | | |
|---|-------------|-------------|------------|------------|-------------|-----------|-----------|-----------|-----------|-----------|
| | 1910-11. | 1911-12. | 1912-13. | 1913-14. | 1914-15. | 1910-11. | 1911-12. | 1912-13. | 1913-14. | 1914-15. |
| Motor Cars and Motor Cycles, and parts thereof: | | | | | | | | | | |
| Motor Cars† - - - No. | — | — | — | 2,886 | 2,005 | — | — | — | 756,366 | 504,639 |
| Motor Cycles† - - - " | — | — | — | 1,046 | 1,304 | — | — | — | 71,199 | 60,461 |
| Motor Wagons† - - - " | — | — | — | 76 | 7 | — | — | — | 38,049 | 22,607 |
| Motor Cars and Motor Cycles* - - - " | — | — | 3,069 | — | — | — | — | 597,177 | — | — |
| Parts of Motor Cars and Motor Cycles, and Accessories (excluding Rubber Tyres)* - - - " | — | — | — | — | — | 488,295 | 669,020 | 261,002 | 156,428 | 95,159 |
| Total Motor Cars, &c. No. | — | — | — | — | — | 488,295 | 669,020 | 858,179 | 1,022,042 | 682,869 |
| Oils: | | | | | | | | | | |
| Animal - - - Gals. | 714,809 | 350,665 | 728,758 | 972,062 | 809,381 | 57,393 | 28,713 | 56,976 | 76,237 | 84,705 |
| Essential - - - " | 13,405 | 12,595 | 14,982 | 14,737 | 16,440 | 24,828 | 27,670 | 34,146 | 39,095 | 30,875 |
| Mineral: | | | | | | | | | | |
| Fuel Oils - - - " | 7,102,008 | 13,216,845 | 11,085,936 | 7,765,680 | 9,827,991 | 54,941 | 97,423 | 82,108 | 68,330 | 74,797 |
| Kerosene: | | | | | | | | | | |
| In bulk - - - " | 44,258,781 | 56,984,494 | 52,253,974 | 52,975,622 | 68,105,932 | 1,102,837 | 1,347,969 | 1,243,977 | 1,808,225 | 1,735,864 |
| In tins - - - " | 12,338,953 | 22,428,210 | 18,382,543 | 15,874,351 | 12,484,983 | 487,059 | 818,740 | 459,641 | 596,076 | 459,220 |
| Lubricating Oils - - - " | 13,652,923 | 12,257,199 | 15,256,585 | 14,952,931 | 14,355,894 | 493,777 | 395,280 | 507,074 | 529,518 | 521,160 |
| Petroleum, dangerous (other than dangerous Paints, Solutions, and Compositions) - - - " | 170,934 | 205,782 | 50,313 | 36,875 | 51,919 | 11,811 | 12,833 | 3,473 | 2,801 | 3,445 |
| Paints, Solutions, and Compositions, dangerous - - - " | 3,113 | 1,840 | 643 | 1,617 | 7,833 | 1,042 | 556 | 247 | 400 | 673 |
| Other kinds - - - " | 2,117,736 | 2,322,159 | 3,232,012 | 3,415,997 | 1,945,080 | 97,240 | 145,326 | 205,577 | 238,414 | 142,863 |
| Total Mineral Oils - - - " | 79,644,448 | 107,416,529 | 95,262,006 | 95,023,073 | 106,779,632 | 2,248,707 | 2,818,127 | 2,502,097 | 2,748,764 | 2,938,027 |
| Vegetable, Non-Essential: | | | | | | | | | | |
| Castor - - - " | 559 | 851 | 947 | 320 | 13,602 | 192 | 156 | 210 | 43 | 1,081 |
| Coconut - - - " | 27,488 | 4,915 | 7,674 | 30,353 | 38,116 | 4,107 | 913 | 1,463 | 4,981 | 6,019 |
| Cottonseed* - - - " | — | — | 3,565 | 2,138 | 632 | — | — | 585 | 333 | 99 |
| Groundnut - - - " | 8,330 | 9,669 | 10,641 | 11,504 | 11,187 | 963 | 1,059 | 1,160 | 1,325 | 1,294 |
| Linseed - - - " | 342,067 | 399,070 | 364,961 | 489,482 | 360,484 | 50,919 | 64,845 | 56,401 | 58,817 | 49,781 |
| Mustard or Rape - - - " | — | 124 | 631 | 709 | 278 | — | 25 | 91 | 100 | 32 |
| Sesamum (Til or Jinjili) - - - " | 568 | 792 | 473 | 795 | 561 | 85 | 101 | 53 | 112 | 68 |
| Other sorts - - - " | 59,195 | 70,043 | 68,631 | 66,848 | 52,424 | 6,851 | 8,658 | 7,035 | 9,754 | 6,262 |
| Total Oils, Vegetable, Non-Essential - - - " | 438,207 | 485,464 | 457,523 | 552,149 | 477,284 | 63,117 | 75,757 | 66,948 | 75,515 | 64,636 |
| Total Oils - - - " | 80,810,869 | 108,265,253 | 96,463,269 | 96,562,021 | 108,082,737 | 2,394,045 | 2,950,267 | 2,660,167 | 2,984,611 | 3,118,243 |
| Oilcakes* - - - Cwt. | — | — | 374 | 1,699 | 11,794 | — | — | 97 | 533 | 3,219 |
| Oil Cloth and Floor Cloth } Sq. Yds. | 1,495,434 | 1,228,460 | 1,605,344 | 1,646,544 | 1,479,314 | 59,822 | 57,528 | 70,235 | 75,443 | 63,990 |
| Opium - - - Lb. | 509 | 397 | 536 | 425 | 260 | 1,540 | 1,847 | 2,679 | 2,609 | 1,592 |
| Packing—Engine and Boiler of all kinds (including Asbestos)* - - - " | — | — | — | — | — | — | — | 38,875 | 36,007 | 41,208 |
| Paints and Painters' Materials: | | | | | | | | | | |
| Paints and Colours: | | | | | | | | | | |
| Barytes* - - - Cwt. | — | — | 14,009 | 4,986 | 896 | — | — | 2,641 | 1,192 | 205 |
| White and Red Lead* - - - " | — | — | 65,819 | 65,574 | 57,960 | — | — | 71,470 | 78,907 | 76,132 |
| Other sorts* - - - " | 332,121 | 332,217 | 270,184 | 313,847 | 258,160 | 342,964 | 345,667 | 324,669 | 347,070 | 319,120 |
| Painters' Materials (other than Paints and Colours): | | | | | | | | | | |
| Turpentine* - - - " | — | — | 20,779 | 16,050 | 11,788 | 100,925 | 136,683 | 30,630 | 28,319 | 22,531 |
| Other kinds - - - " | — | — | — | — | — | — | — | 80,097 | 93,381 | 85,063 |
| Total Paints, &c. - - - " | — | — | — | — | — | 443,889 | 482,350 | 509,507 | 548,869 | 503,051 |
| Paper and Pasteboard: | | | | | | | | | | |
| Paper: | | | | | | | | | | |
| Packing Paper* - - - Cwt. | — | — | 109,040 | 129,317 | 170,195 | — | — | 65,315 | 73,341 | 72,264 |
| Printing Paper - - - " | 285,773 | 312,056 | 388,939 | 402,238 | 326,895 | 237,538 | 259,186 | 269,198 | 327,330 | 278,709 |
| Writing Paper and Envelopes - - - " | — | — | — | — | — | 220,407 | 189,099 | 224,458 | 269,964 | 169,925 |
| Other kinds of Paper (including Paper Manufactures) - - - Cwt. | 491,022 | 509,950 | 552,860 | 485,873 | 437,961 | 257,549 | 292,459 | 340,511 | 340,822 | 309,899 |
| Pasteboard, Millboard, and Cardboard of all kinds - - - " | 66,267 | 76,226 | 79,311 | 107,119 | 92,743 | 37,315 | 44,299 | 44,485 | 56,947 | 48,501 |
| Total Paper and Pasteboard - - - } | — | — | — | — | — | 752,809 | 785,043 | 963,967 | 1,058,454 | 879,298 |
| Paper-making Materials: | | | | | | | | | | |
| Pulp of Wood or other Materials* - - - Cwt. | — | — | 265,002 | 247,636 | 179,510 | — | — | 111,049 | 115,809 | 92,531 |
| Rags and other Materials† - - - " | 61,175 | 270,474 | — | — | — | 27,952 | 115,406 | — | — | — |
| Total Paper-making Materials - - - } | 61,175 | 270,474 | 265,002 | 247,636 | 179,510 | 27,952 | 115,406 | 111,049 | 115,809 | 92,531 |
| Paraffin Wax - - - Cwt. | 7,335 | 10,246 | 4,864 | 11,549 | 1,953 | 10,006 | 10,263 | 5,065 | 11,690 | 2,351 |
| Perfumery (not being perfumed Spirits) - - - " | — | — | — | — | — | 23,594 | 26,143 | 30,814 | 33,471 | 22,252 |

* Separately recorded from April 1912.

† Figures prior to 1912-13 include "Pulp of Wood or other Materials."

‡ Separately recorded from April 1913

|| Inclusive of Rubber Tyres.

Total Imports of Merchandise—continued.

| ARTICLES. | QUANTITIES. | | | | | VALUE. | | | | |
|---|-------------|------------|------------|------------|------------|-----------|-----------|-----------|-----------|-----------|
| | 1910-11. | 1911-12. | 1912-13. | 1913-14. | 1914-15. | 1910-11. | 1911-12. | 1912-13. | 1913-14. | 1914-15. |
| Pitch, Tar, and Dam- ruer - Cwt. | 298,007 | 281,863 | 304,278 | 285,464 | 243,601 | £ 77,363 | £ 75,633 | £ 83,344 | £ 83,389 | £ 77,071 |
| Plants, Living, including Bulbs and Seeds for sowing - | — | — | — | — | — | 4,370 | 2,999 | 3,984 | 4,001 | 2,708 |
| Polishes*: | | | | | | | | | | |
| Polishes and Compositions for application to Leather* | — | — | — | — | — | — | — | 40,864 | 41,088 | 34,833 |
| Polishes and Compositions for application to Metals, &c.* | — | — | — | — | — | — | — | 33,406 | 31,509 | 31,717 |
| Total Polishes | — | — | — | — | — | — | — | 64,300 | 72,597 | 56,530 |
| Precious Stones and Pearls, unset | — | — | — | — | — | 523,221 | 596,741 | 721,570 | 714,693 | 136,056 |
| Printing and Lithographing Machinery and Materials (excluding Paper): | | | | | | | | | | |
| Printing and Lithographing Presses* | — | — | — | — | — | — | — | — | — | — |
| Printing Type* - Cwt. | — | — | 3,130 | 2,879 | 2,067 | 59,777 | 57,578 | 48,541 | 54,354 | 40,801 |
| Other Materials* | — | — | — | — | — | — | — | 20,853 | 23,673 | 14,985 |
| Total Printing and Litho- graphing Machinery and Materials | — | — | — | — | — | 59,777 | 57,578 | 36,512 | 43,345 | 30,556 |
| Prints, Engravings, and Pic- tures*: | | | | | | | | | | |
| Photographs and Picture Post-cards* | — | — | — | — | — | — | — | 5,370 | 5,837 | 2,195 |
| Others* | — | — | — | — | — | — | — | 17,678 | 16,343 | 15,051 |
| Total Prints, Engravings, and Pictures | — | — | — | — | — | — | — | 23,048 | 22,170 | 17,846 |
| Provisions and Oilman's Stores: | | | | | | | | | | |
| Bacon and Hams - Lb. | 1,638,797 | 1,664,905 | 1,622,437 | 1,533,834 | 1,649,185 | 82,695 | 73,247 | 74,459 | 82,201 | 84,394 |
| Biche de mer† - " | 23,478 | 43,630 | — | — | — | 840 | 874 | — | — | — |
| Biscuits and Cakes - " | 7,346,112 | 7,732,101 | 9,725,844 | 9,345,168 | 7,150,346 | 216,503 | 231,406 | 301,635 | 298,733 | 234,031 |
| Butter (including Canned) - " | 282,953 | 307,431 | 313,649 | 373,756 | 329,362 | 20,692 | 22,453 | 28,534 | 28,512 | 24,000 |
| Cheese (including Canned) - " | 1,323,482 | 1,214,431 | 1,408,991 | 1,261,830 | 1,393,142 | 50,302 | 49,634 | 57,096 | 50,948 | 60,592 |
| Cocoa and Chocolate* - " | — | — | 492,948 | 538,631 | 530,938 | — | — | 31,875 | 38,805 | 36,500 |
| Farinaceous and Patent Foods - Cwt. | 241,275 | 237,498 | 258,246 | 298,292 | 269,726 | 221,605 | 235,568 | 294,318 | 318,329 | 283,107 |
| Ghi - Lb. | 703,717 | 541,009 | 936,859 | 438,118 | 119,650 | 24,515 | 16,416 | 34,228 | 15,043 | 4,025 |
| Jams and Jellies - " | 1,851,109 | 1,972,320 | 2,011,224 | 2,006,729 | 2,033,694 | 89,345 | 45,789 | 48,098 | 46,423 | 45,007 |
| Lard - " | 349,916 | 449,177 | 567,118 | 537,436 | 362,074 | 6,791 | 7,951 | 10,044 | 10,023 | 7,797 |
| Milk, condensed and preserved (including Milk Cream) - " | 9,855,791 | 11,276,077 | 12,819,910 | 14,631,229 | 12,014,232 | 176,531 | 215,661 | 245,760 | 276,735 | 246,430 |
| Pickles, Chutnies, Sauces, and Condiments‡ - Cwt. | 17,034 | 17,156 | 8,072 | 7,063 | 7,827 | 39,705 | 39,547 | 26,501 | 24,186 | 25,080 |
| Vinegar (excluding Bottled Vinegar)§ - " | — | — | 3,358 | 3,531 | 3,058 | — | — | 2,683 | 2,551 | 1,028 |
| Other sorts of Provisions: Canned and Bottled Provisions (not speci- fied elsewhere) - " | 67,521 | 70,452 | 97,202 | 129,890 | 96,599 | 223,382 | 235,507 | 297,430 | 377,043 | 297,297 |
| Others - " | 35,593 | 39,368 | 48,340 | 33,606 | 20,322 | 107,500 | 117,575 | 134,837 | 78,506 | 51,848 |
| Total Provisions, &c. | — | — | — | — | — | 1,210,516 | 1,291,628 | 1,566,146 | 1,649,087 | 1,404,807 |
| Railway Plant and Rolling- stock: | | | | | | | | | | |
| Carriages and Wagons, and parts thereof - | — | — | — | — | — | 1,002,428 | 915,982 | 1,584,432 | 3,130,587 | 3,026,104 |
| Locomotive Engines and Tenders, and parts thereof - | — | — | — | — | — | 493,359 | 531,529 | 602,644 | 1,268,050 | 1,000,005 |
| Materials for Construction: Bridge-work* - Cwt. | — | — | 413,199 | 180,009 | 217,154 | — | — | 250,306 | 138,205 | 140,135 |
| Rails, Chairs, and Fish- plates of steel or iron - " | 1,480,242 | 1,779,476 | 2,218,732 | 2,228,513 | 2,487,176 | 493,263 | 591,513 | 775,594 | 878,313 | 899,941 |
| Sleepers and Keys of steel or iron - " | 638,193 | 471,365 | 1,614,652 | 1,819,207 | 1,343,575 | 189,468 | 148,180 | 534,514 | 644,792 | 459,541 |
| Sleepers of wood - " | 1,059,718 | 1,242,268 | 1,110,964 | 1,049,608 | 990,799 | 249,552 | 284,453 | 242,572 | 255,153 | 242,182 |
| Other kinds of Materials - " | 831,096 | 925,855 | 452,249 | 539,839 | 475,550 | 402,151 | 486,313 | 269,236 | 373,785 | 344,721 |
| Total Railway Plant and Rolling-stock | — | — | — | — | — | 2,830,221 | 2,957,970 | 4,268,598 | 6,689,794 | 6,721,710 |
| Rubber: | | | | | | | | | | |
| Raw - Cwt. | 0 | 0 | 10 | 9 | 1 | 0 | 1 | 113 | 124 | 2 |
| Tyres for Motor Cars and Motor Cycles† - No. | — | — | — | 58,065 | 45,268 | — | — | — | 113,908 | 122,742 |
| Tubes for Motor Tyres† - " | — | — | — | 25,639 | 44,982 | — | — | — | 22,118 | 36,153 |
| Other sorts of manufactures (except Apparel and Boots and Shoes) - | — | — | — | — | — | 93,907 | 117,686 | 131,131 | 216,511 | 223,981 |
| Total Rubber | — | — | — | — | — | 93,907 | 117,687 | 131,244 | 352,661 | 381,976 |
| Salt - Tons | 480,777 | 563,984 | 374,757 | 696,940 | 465,694 | 467,371 | 569,967 | 566,549 | 584,432 | 493,500 |
| Seeds: | | | | | | | | | | |
| Oil Seeds: | | | | | | | | | | |
| Essential - Cwt. | 16,156 | 15,848 | 13,030 | 19,749 | 38,936 | 17,986 | 16,625 | 15,473 | 23,401 | 60,931 |
| Non-essential: | | | | | | | | | | |
| Castor - " | 238 | 88 | 199 | 78 | 74,277 | 122 | 40 | 98 | 37 | 36,180 |
| Copra or Coconut Kernel - " | 776 | 435 | 178 | 327 | 12,304 | 899 | 475 | 177 | 411 | 14,552 |
| Cotton - " | 2,034 | 240 | 319 | 504 | 244 | 396 | 74 | 61 | 84 | 31 |
| Groundnuts - " | 3,651 | 5,133 | 2,700 | 330 | 16,741 | 2,450 | 3,294 | 1,795 | 357 | 8,925 |

* Separately recorded from April 1912.

† Separately recorded from October 1913.

‡ Figures included with "Provisions, other sorts," from April 1912.

§ Figures prior to 1912-13 include "Vinegar."

¶ Figures prior to 1912-13 included in "Pickles, Chutnies, Sauces, and Condiments."

Total Imports of Merchandise—continued.

| ARTICLES. | QUANTITIES. | | | | | VALUE. | | | | |
|--|--------------------|--------------------|--------------------|--------------------|--------------------|------------------|------------------|------------------|------------------|------------------|
| | 1910-11. | 1911-12. | 1912-13. | 1913-14. | 1914-15. | 1910-11. | 1911-12. | 1912-13. | 1913-14. | 1914-15. |
| Seeds—continued. | | | | | | £ | £ | £ | £ | £ |
| Oil Seeds—continued. | | | | | | | | | | |
| Non-essential—continued. | | | | | | | | | | |
| Linseed - - - - Cwt. | 7,957 | 12,539 | 7,967 | 11,917 | 43,825 | 4,934 | 8,145 | 4,572 | 5,047 | 22,093 |
| Mustard - - - - " | 2 | 22 | 0 | 191 | 7 | 2 | 17 | 0 | 93 | 6 |
| Poppy - - - - " | 2,343 | 4,044 | 973 | 2,586 | 1,527 | 1,353 | 2,339 | 615 | 1,474 | 858 |
| Rape - - - - " | 1 | 26 | 17 | 49 | 4,046 | 0 | 12 | 8 | 16 | 2,694 |
| Sesamum (Til or Jinjili) " | 2,017 | 4,938 | 7,177 | 11,323 | 33,136 | 1,292 | 3,186 | 4,588 | 6,981 | 21,727 |
| Tea - - - - " | 566 | 498 | 234 | 141 | 132 | 4,795 | 4,501 | 2,520 | 1,267 | 1,399 |
| Others - - - - " | 5,558 | 5,607 | 1,559 | 1,439 | 1,611 | 17,996 | 14,759 | 1,350 | 1,757 | 1,774 |
| Other than Oil Seeds* - - " | — | — | 2,684 | 3,311 | 3,052 | — | — | 10,584 | 12,416 | 9,081 |
| Total Seeds - - - - " | 40,699 | 49,418 | 37,037 | 52,005 | 229,838 | 52,227 | 53,467 | 41,841 | 53,431 | 180,254 |
| Shells and Cowries: | | | | | | | | | | |
| Cowries - - - - Cwt. | 20,683 | 12,919 | 20,135 | 14,433 | 17,256 | 5,544 | 3,549 | 5,705 | 3,832 | 4,563 |
| Shells: | | | | | | | | | | |
| Shells (Chanks, Sankhli, large ornamental Shells, Cowras, Mother-of-Pearl Shells, and Oyster Shells) - - " | 21,387 | 34,870 | 30,362 | 28,855 | 24,468 | 18,739 | 20,613 | 20,178 | 24,677 | 15,662 |
| Tortoise-Shell (including Nakhla or Nakh)- Lb. | 20,737 | 22,258 | 16,525 | 25,752 | 15,811 | 4,581 | 4,565 | 5,223 | 7,388 | 4,865 |
| Total Shells and Cowries - - - - } | — | — | — | — | — | 28,864 | 28,727 | 31,106 | 35,897 | 25,090 |
| Ships, parts of (including Launches and Boats) - - - | — | — | — | — | — | 66,357 | 44,372 | 97,314 | 150,585 | 201,156 |
| Smokers' Requisites (excluding Tobacco)* - - - - | — | — | — | — | — | — | — | 45,077 | 37,240 | 20,884 |
| Soap: | | | | | | | | | | |
| Household and Laundry Soap in bars or tablets* Cwt. | 275,244 | 324,651 | 298,125 | 301,369 | 352,974 | 358,231 | 418,413 | 309,163 | 314,511 | 391,205 |
| Toilet Soap* - - - - " | — | — | 37,102 | 45,339 | 39,319 | | | | | |
| Other sorts* - - - - " | — | — | 15,890 | 16,152 | 12,192 | | | | | |
| Total Soap - - - - " | 275,244 | 324,651 | 350,617 | 362,860 | 404,485 | 358,231 | 418,413 | 476,183 | 500,400 | 555,492 |
| Specimens illustrative of Natural Science - - - - | — | — | — | — | — | 451 | 1,687 | 1,294 | 1,261 | 549 |
| Spices: | | | | | | | | | | |
| Betelnuts - - - - Lb. | 140,297,300 | 128,863,640 | 128,966,350 | 127,464,241 | 140,298,125 | 718,813 | 696,779 | 786,658 | 819,086 | 868,306 |
| Cardamoms - - - - " | 270,926 | 184,108 | 134,495 | 62,800 | 178,762 | 17,599 | 10,847 | 9,588 | 5,381 | 5,177 |
| Cassia - - - - " | 1,432 | 3,478 | 15,032 | 31,964 | 38,189 | 25 | 70 | 344 | 418 | 480 |
| Chillies - - - - " | 33,724 | 5,840 | 14,460 | 17,253 | 62,232 | 284 | 48 | 114 | 139 | 706 |
| Cinnamon - - - - " | 3,874 | 5,023 | 186 | 162 | 311 | 116 | 76 | 71 | 45 | 78 |
| Cloves - - - - " | 7,419,936 | 10,001,109 | 7,854,416 | 9,049,373 | 8,140,059 | 150,817 | 215,983 | 173,682 | 224,648 | 190,472 |
| Ginger - - - - " | 2,117,171 | 1,467,188 | 2,133,976 | 2,499,313 | 2,158,414 | 33,762 | 22,559 | 29,708 | 24,233 | 17,832 |
| Nutmegs - - - - " | 1,017,799 | 940,335 | 1,109,424 | 1,213,989 | 1,297,016 | 20,700 | 18,327 | 21,167 | 21,090 | 21,012 |
| Pepper - - - - " | 5,394,780 | 3,210,479 | 2,642,035 | 2,107,147 | 1,197,763 | 73,195 | 47,610 | 45,858 | 39,290 | 23,976 |
| Other sorts - - - - " | 283,413 | 238,430 | 279,313 | 331,319 | 309,638 | 12,957 | 16,547 | 20,219 | 20,545 | 17,680 |
| Total Spices - - - - " | 156,845,355 | 144,919,670 | 143,169,687 | 142,778,101 | 153,680,509 | 1,027,768 | 1,028,846 | 1,087,409 | 1,154,875 | 1,145,769 |
| Starch and Farina* - - Cwt | — | — | 96,972 | 101,967 | 76,108 | — | — | 71,858 | 65,606 | 52,327 |
| Stationery (excluding Paper) - - - - | — | — | — | — | — | 350,901 | 367,615 | 420,214 | 469,528 | 346,596 |
| Sticks and Whips - - - - | — | — | — | — | — | 10,904 | 10,966 | 10,129 | 7,770 | 5,160 |
| Stone and Marble: | | | | | | | | | | |
| Stone and Marble - - - - Cwt. | 215,880 | 179,098 | 216,165 | 300,269 | 190,010 | 24,333 | 24,276 | 24,741 | 32,237 | 26,408 |
| Articles of Stone and Marble* - - - - " | — | — | 9,743 | 8,641 | 3,167 | — | — | 4,229 | 4,660 | 2,341 |
| Total Stone and Marble - - - - } | 215,880 | 179,098 | 225,908 | 308,910 | 193,177 | 24,333 | 24,276 | 28,970 | 36,897 | 28,749 |
| Sugar: | | | | | | | | | | |
| Sugar, 16 Dutch standard and above - - - - Cwt. | 12,208,613 | 10,010,658 | 13,347,449 | 15,902,005 | 8,471,216 | 8,101,431 | 7,415,674 | 8,993,563 | 9,447,064 | 6,456,119 |
| Sugar, 15 Dutch standard and below - - - - " | 330,532 | 131,174 | 124,419 | 157,562 | 90,702 | 193,394 | 80,000 | 70,276 | 78,614 | 61,657 |
| Molasses - - - - " | 2,153,722 | 2,035,796 | 1,896,733 | 1,804,043 | 2,402,430 | 334,024 | 295,308 | 268,915 | 260,197 | 385,020 |
| Confectionery - - - - " | 59,172 | 64,008 | 74,065 | 73,396 | 37,796 | 148,412 | 164,479 | 176,309 | 175,550 | 106,601 |
| Saccharin - - - - Lb. | 37,637 | 22,460 | 44,516 | 43,045 | 29,258 | 6,611 | 4,107 | 10,989 | 9,826 | 6,193 |
| Total Sugar - - - - Cwt. | 14,782,376 | 12,241,837 | 15,443,063 | 17,937,390 | 11,002,405 | 8,783,922 | 7,959,563 | 9,519,172 | 9,971,251 | 7,014,990 |
| Tallow and Stearine (including Grease and Animal Fat) - - - - | 42,569 | 68,027 | 64,105 | 67,476 | 60,354 | 79,933 | 117,394 | 126,887 | 139,436 | 126,448 |
| Tea: | | | | | | | | | | |
| Black - - - - - Lb. | 3,116,401 | 3,560,533 | 3,442,292 | 2,822,153 | 3,120,584 | 88,463 | 102,031 | 106,483 | 90,228 | 99,232 |
| Green - - - - - " | 1,508,926 | 3,051,283 | 1,079,018 | 1,950,379 | 2,356,206 | 49,875 | 93,360 | 33,207 | 62,161 | 77,718 |
| Total Tea - - - - " | 4,625,327 | 6,611,816 | 4,521,310 | 4,772,532 | 5,476,790 | 138,338 | 195,391 | 139,690 | 152,409 | 176,950 |

* Separately recorded from April 1912.

Total Imports of Merchandise—continued.

| ARTICLES. | QUANTITIES. | | | | | VALUE. | | | | |
|---|---------------|---------------|---------------|---------------|---------------|------------|------------|------------|------------|------------|
| | 1910-11. | 1911-12. | 1912-13. | 1913-14. | 1914-15. | 1910-11. | 1911-12. | 1912-13. | 1913-14. | 1914-15. |
| Textiles—continued. | | | | | | | | | | |
| Cotton—continued. | | | | | | | | | | |
| Manufactures—continued. | | | | | | | | | | |
| Piece goods—continued. | | | | | | | | | | |
| White (bleached)—continued. | | | | | | £ | £ | £ | £ | £ |
| T-Cloth and Domestic - - - - - Yds. | 19,759 | 11,982 | 13,906 | 11,312 | 26,917 | 212 | 182 | 170 | 131 | 319 |
| Twills - - - - - " " | 2,201,306 | 3,553,838 | 5,604,221 | 8,268,093 | 6,537,420 | 44,464 | 52,800 | 79,225 | 118,246 | 90,560 |
| Unspecified descriptions - - - - - " " | 19,844,507 | 20,930,962 | 25,402,158 | 23,122,775 | 14,190,971 | 267,228 | 284,525 | 383,867 | 397,907 | 192,268 |
| Total White bleached) - - - - - " " | 586,519,224 | 629,608,403 | 768,758,144 | 793,345,064 | 604,221,013 | 6,363,955 | 7,317,998 | 9,017,489 | 9,523,204 | 7,239,125 |
| Coloured, printed, or dyed: | | | | | | | | | | |
| Cambrics, including Madapollams, Muslins, Mulls, and Jaconets - - - - - " " | 112,763,283 | 101,482,916 | 101,604,474 | 113,586,196 | 72,079,926 | 983,771 | 925,425 | 968,692 | 1,106,448 | 709,814 |
| Chadars - - - - - " " | 95,346 | 292,236 | 146,873 | 269,261 | 208,417 | 1,625 | 5,705 | 2,901 | 4,476 | 3,695 |
| Checks, Spots, and Stripes* - - - - - " " | — | — | 10,848,851 | 19,722,104 | 10,163,707 | — | — | 161,582 | 289,746 | 141,922 |
| Dhutis (including Lungis) - - - - - " " | 26,901,797 | 29,644,853 | 38,370,337 | 40,915,413 | 24,252,664 | 507,056 | 563,491 | 714,645 | 775,233 | 458,539 |
| Drills and Jeans - - - - - " " | 16,895,256 | 20,363,399 | 22,522,545 | 28,993,101 | 20,008,354 | 291,608 | 337,866 | 373,593 | 466,687 | 323,568 |
| Prints and Chintz - - - - - " " | 151,568,077 | 135,313,827 | 178,856,148 | 209,703,650 | 104,644,476 | 1,774,738 | 1,616,111 | 2,113,432 | 2,459,189 | 1,188,715 |
| Saris and Scarves - - - - - " " | 56,359,770 | 65,788,872 | 74,913,122 | 74,250,321 | 75,599,064 | 903,675 | 1,070,410 | 1,183,059 | 1,227,651 | 1,163,858 |
| Shirtings - - - - - " " | 105,391,497 | 86,541,189 | 108,190,314 | 152,574,395 | 76,681,123 | 1,101,448 | 958,544 | 1,185,260 | 1,738,826 | 903,068 |
| Twills - - - - - " " | 24,766,250 | 27,229,559 | 29,694,867 | 31,373,896 | 17,535,684 | 317,767 | 340,023 | 360,340 | 434,416 | 232,508 |
| Unspecified descriptions - - - - - " " | 96,777,511 | 122,276,245 | 117,064,197 | 159,351,609 | 93,601,991 | 1,960,718 | 2,358,758 | 2,387,148 | 3,405,011 | 1,849,916 |
| Total Coloured, &c. - - - - - " " | 591,518,787 | 589,432,956 | 682,211,728 | 831,769,946 | 494,775,406 | 7,842,406 | 8,171,333 | 9,448,652 | 11,907,683 | 6,975,603 |
| Fents of all descriptions* - - - - - " " | — | — | 36,430,040 | 37,824,430 | 26,429,835 | — | — | 323,411 | 360,778 | 236,453 |
| Total Piece Goods - - - - - " " | 2,306,119,094 | 2,437,893,898 | 3,022,529,457 | 3,197,128,712 | 2,445,661,682 | 26,001,067 | 28,592,726 | 35,536,638 | 33,758,180 | 28,643,493 |
| Piece goods of Cotton and Artificial Silk† | | | | | | | | | | |
| Rope - - - - - Lb. | 430,362 | 445,925 | 657,207 | 761,365 | 489,727 | 21,470 | 22,738 | 30,388 | 38,461 | 25,186 |
| Thread, sewing - - - - - Yds. | 1,452,020 | 1,714,654 | 1,771,668 | 1,704,661 | 1,190,877 | 230,969 | 246,260 | 267,429 | 259,977 | 193,233 |
| Towels in the piece* - - - - - Yds. | — | — | 34,704 | 61,897 | 14,104 | — | — | 957 | 2,907 | 396 |
| Other sorts of Manufactures - - - - - Lb. | 15,314,417 | 16,578,163 | 2,360,199 | 2,590,906 | 1,642,702 | 631,244 | 683,421 | 159,357 | 168,760 | 115,802 |
| Total Cotton Goods (including Twist and Yarn) - - - - - " " | — | — | — | — | — | 29,893,370 | 33,046,868 | 40,547,718 | 44,199,510 | 32,665,935 |
| Flax: | | | | | | | | | | |
| Raw - - - - - Lb. | 0 | 148 | 11,200 | 23,025 | 142 | 0 | 522 | 346 | 1,044 | 35 |
| Twist and Yarn - - - - - " " | 42,477 | 26,984 | 46,460 | 63,691 | 38,686 | 1,215 | 678 | 1,381 | 1,963 | 1,573 |
| Manufactures: | | | | | | | | | | |
| Bags and Sacks - - - - - No. | 72,203 | 61,487 | 130,432 | 129,301 | 96,691 | 11,292 | 7,523 | 16,605 | 14,909 | 13,231 |
| Canvas - - - - - Yds. | 2,888,155 | 2,701,326 | 3,053,744 | 3,699,738 | 3,063,749 | 87,666 | 100,033 | 120,619 | 154,074 | 135,934 |
| Piece Goods - - - - - Yds. | 2,154,068 | 2,312,326 | 2,450,544 | 2,944,414 | 2,156,157 | 50,687 | 54,975 | 57,813 | 73,484 | 49,760 |
| Thread, sewing - - - - - Lb. | 193,822 | 190,491 | 189,908 | 154,995 | 95,497 | 11,786 | 12,240 | 13,030 | 11,202 | 7,324 |
| Other sorts - - - - - " " | 202,166 | 286,202 | 249,548 | 432,492 | 395,220 | 12,347 | 18,089 | 18,121 | 27,965 | 28,518 |
| Total Flax Manufactures (including Twist and Yarn) - - - - - " " | — | — | — | — | — | 174,993 | 193,538 | 227,569 | 283,597 | 236,940 |
| Haberdashery and Millinery - Hemp: | | | | | | | | | | |
| Raw - - - - - Cwt. | 26,481 | 25,326 | 28,295 | 21,199 | 36,945 | 35,750 | 30,376 | 36,748 | 36,415 | 49,100 |
| Manufactures (excluding Cordage): | | | | | | | | | | |
| Bags and Sacks - - - - - No. | 1,732 | 5,966 | 1,360 | 3,300 | 2,210 | 42 | 759 | 74 | 340 | 41 |
| Cloth - - - - - Yds. | 122,069 | 100,698 | 30,665 | 89,927 | 63,061 | 4,132 | 4,545 | 1,369 | 3,587 | 3,924 |
| Total Hemp Manufactures - - - - - " " | — | — | — | — | — | 4,174 | 5,304 | 1,443 | 3,927 | 3,965 |
| Jute: | | | | | | | | | | |
| Raw - - - - - Tons | 8 | 112 | 13 | 438 | 1 | 122 | 1,342 | 274 | 2,194 | 13 |
| Twist and Yarn - - - - - Lb. | 43,991 | 52,702 | 72,207 | 119,563 | 131,226 | 696 | 757 | 1,126 | 1,991 | 2,199 |
| Manufactures: | | | | | | | | | | |
| Canvas - - - - - Yds. | 1,835,408 | 1,892,065 | 1,919,058 | 1,640,216 | 1,436,249 | 38,881 | 47,777 | 50,389 | 47,647 | 49,960 |
| Gunny Bags - - - - - No. | 4,156,265 | 5,447,151 | 5,656,780 | 5,427,493 | 5,148,017 | 45,111 | 66,118 | 76,664 | 80,711 | 77,499 |
| Cloth - - - - - Yds. | 913,564 | 369,973 | 579,512 | 1,113,314 | 458,079 | 4,796 | 5,008 | 5,035 | 9,985 | 4,480 |
| Rope and Twine - - - - - Cwt. | 1,165 | 853 | 1,018 | 711 | 812 | 3,259 | 2,613 | 3,606 | 2,517 | 2,968 |
| Other kinds - - - - - " " | 3,949 | 3,264 | 2,972 | 13,978 | 4,388 | 12,440 | 13,546 | 15,276 | 27,886 | 20,675 |
| Total Jute Manufactures (including Twist and Yarn) - - - - - " " | — | — | — | — | — | 105,183 | 135,819 | 152,096 | 170,737 | 157,781 |
| Silk: | | | | | | | | | | |
| Raw - - - - - Lb. | 2,121,799 | 2,239,105 | 3,578,837 | 2,563,720 | 2,303,331 | 568,187 | 706,494 | 1,142,974 | 839,309 | 755,697 |
| Waste* - - - - - " " | — | — | 104,875 | 79,072 | 134,741 | — | — | 8,318 | 7,709 | 12,056 |
| Silk Yarn, Noils and Warps - - - - - " " | 923,315 | 942,738 | 1,143,015 | 1,167,530 | 863,172 | 270,891 | 278,918 | 272,927 | 305,447 | 226,770 |

* Separately recorded from April 1912.

† Separately recorded from April 1914.

Total Imports of Merchandise—concluded.

| ARTICLES. | QUANTITIES. | | | | | VALUR. | | | | | |
|--|-------------|------------|------------|------------|------------|------------|------------|------------|-------------|-------------|------------|
| | 1910-11. | 1911-12. | 1912-13. | 1913-14. | 1914-15. | 1910-11. | 1911-12. | 1912-13. | 1913-14. | 1914-15. | |
| Textiles—continued. | | | | | | | | | | | |
| Silk—continued. | | | | | | | | | | | |
| Manufactures: | | | | | | | | | | | |
| Goods of Silk mixed with other materials | Yds. | 7,545,409 | 4,840,102 | 7,260,538 | 8,163,963 | 3,088,997 | £ 371,779 | £ 259,724 | £ 389,148 | £ 403,503 | £ 161,171 |
| Piece Goods | | 24,826,482 | 26,495,995 | 29,826,229 | 27,338,273 | 17,639,677 | 1,192,859 | 1,220,363 | 1,337,449 | 1,279,984 | 889,596 |
| Thread for sewing | Lb. | 3,370 | 2,766 | 4,969 | 2,349 | 1,901 | 1,455 | 1,286 | 1,874 | 1,341 | 1,130 |
| Other sorts | " | 24,927 | 38,746 | 65,263 | 57,183 | 57,820 | 6,038 | 8,771 | 14,003 | 18,376 | 13,024 |
| Total Silk Manufactures (including Yarn) | | — | — | — | — | — | 1,843,083 | 1,789,063 | 2,035,401 | 2,067,533 | 1,392,591 |
| Wool: | | | | | | | | | | | |
| Raw | Lb. | 3,140,235 | 2,799,527 | 3,735,908 | 3,749,401 | 3,316,752 | 107,398 | 92,606 | 134,990 | 132,891 | 100,583 |
| Yarn and Knitting | " | 911,629 | 838,391 | 948,350 | 1,058,855 | 392,440 | 137,729 | 123,619 | 133,511 | 164,318 | 58,307 |
| Manufactures: | | | | | | | | | | | |
| Braids | " | 129,766 | 111,290 | 99,745 | 65,040 | 44,811 | 16,379 | 14,253 | 19,099 | 8,523 | 6,354 |
| Carpets and Rugs | " | 1,120,431 | 1,165,410 | 1,476,402 | 1,960,337 | 1,454,973 | 87,495 | 94,002 | 111,346 | 149,743 | 102,909 |
| Hosiery | " | 375,437 | 444,009 | 471,935 | 537,230 | 330,554 | 67,096 | 87,953 | 80,509 | 96,307 | 67,710 |
| Piece Goods | Yds. | 24,319,524 | 24,046,095 | 20,558,218 | 27,328,772 | 12,570,207 | 1,442,610 | 1,539,403 | 1,295,119 | 1,084,359 | 872,023 |
| Shawls | No. | 1,190,357 | 2,033,271 | 2,163,891 | 2,100,748 | 575,634 | 199,960 | 344,210 | 324,035 | 370,118 | 111,332 |
| Other sorts | Lb. | 1,070,325 | 1,087,934 | 1,398,323 | 1,526,189 | 640,192 | 61,856 | 68,123 | 80,593 | 89,005 | 87,947 |
| Total Wool Manufactures (including Yarn) | | — | — | — | — | — | 2,013,125 | 2,271,500 | 2,039,023 | 2,568,168 | 1,250,491 |
| Total Textile Raw Materials | | — | — | — | — | — | 839,966 | 3,222,393 | 3,813,609 | 1,204,510 | 1,120,040 |
| Total Yarns and Textile Fabrics | | — | — | — | — | — | 34,919,393 | 38,444,179 | 45,017,650 | 50,800,043 | 36,101,896 |
| Tobacco: | | | | | | | | | | | |
| Unmanufactured | Lb. | 251,372 | 157,259 | 236,801 | 261,633 | 164,784 | 15,773 | 11,835 | 16,199 | 18,743 | 11,058 |
| Manufactured: | | | | | | | | | | | |
| Cigars | " | 60,735 | 75,581 | 72,800 | 78,908 | 63,962 | 18,079 | 22,566 | 21,286 | 22,391 | 17,300 |
| Cigarettes | " | 1,113,005 | 1,414,890 | 1,450,773 | 1,591,138 | 1,439,800 | 242,776 | 339,843 | 352,189 | 380,992 | 375,400 |
| Other sorts | " | 877,958 | 557,193 | 541,744 | 506,011 | 550,969 | 50,994 | 70,591 | 72,922 | 70,798 | 77,408 |
| Total Tobacco | " | 1,803,070 | 2,204,863 | 2,352,118 | 2,457,690 | 2,219,515 | 327,612 | 444,865 | 462,596 | 501,923 | 481,767 |
| Toilet Requisites (not specified elsewhere)* | | | | | | | | | | | |
| | | — | — | — | — | — | — | — | 120,230 | 146,682 | 107,627 |
| Toys and Requisites for Games and Sports, including Fishing Tackle: | | | | | | | | | | | |
| Toys* | | — | — | — | — | — | — | — | 161,241 | 177,086 | 74,252 |
| Requisites for Games and Sports (excluding Firearms, &c.)* | | — | — | — | — | — | 258,085 | 271,863 | 80,686 | 41,955 | 23,075 |
| Playing Cards* | | — | — | — | — | — | — | — | 78,400 | 74,510 | 58,672 |
| Other sorts* | | — | — | — | — | — | — | — | — | — | — |
| Total Toys and Requisites for Games and Sports | | — | — | — | — | — | 258,085 | 271,863 | 270,417 | 294,451 | 155,900 |
| Umbrellas and Umbrella Fittings: | | | | | | | | | | | |
| Umbrellas, complete, including Parasols and Sunshades | No. | 1,250,462 | 1,382,459 | 1,556,490 | 1,967,560 | 1,378,443 | 82,899 | 101,333 | 117,372 | 143,026 | 112,445 |
| Umbrella Fittings | | — | — | — | — | — | 184,688 | 171,718 | 175,777 | 210,960 | 126,831 |
| Total Umbrellas and Umbrella Fittings | | — | — | — | — | — | 267,587 | 273,051 | 293,149 | 353,986 | 239,276 |
| Wax of all kinds, other than Paraffin Wax (excluding Candles) - Cwt. | | | | | | | | | | | |
| | | 508 | 680 | 3,355 | 4,599 | 3,625 | 1,193 | 1,622 | 8,830 | 11,202 | 7,531 |
| Wood and Timber: | | | | | | | | | | | |
| Timber other than Railway Sleepers: | | | | | | | | | | | |
| Deal and Pine | Cub. Tons | — | — | 18,012 | 35,819 | 14,240 | — | — | 74,643 | 160,554 | 60,505 |
| Wood* | " | — | — | 5,861 | 8,102 | 7,434 | — | — | 33,712 | 40,214 | 38,452 |
| Jarrah Wood* | " | — | — | 23,538 | 18,660 | 27,477 | 321,515 | 255,804 | 101,715 | 163,251 | 250,140 |
| Teak Wood | " | 54,291 | 41,308 | 23,538 | 18,660 | 27,477 | 321,515 | 255,804 | 101,715 | 163,251 | 250,140 |
| Other Timber | " | 52,534 | 51,065 | 24,191 | 33,567 | 27,549 | 205,585 | 205,620 | 84,379 | 133,634 | 116,250 |
| Total Timber, other than Railway Sleepers | | 106,825 | 92,373 | 76,602 | 96,148 | 76,700 | 527,100 | 461,424 | 384,049 | 497,553 | 474,347 |
| Wood: | Tons | 1,063 | 1,307 | 732 | 1,532 | 1,015 | 1,187 | 1,262 | 657 | 1,442 | 989 |
| Firewood | | — | — | — | — | — | — | — | — | — | — |
| Ornamental Wood: | | | | | | | | | | | |
| Ebony | | — | — | — | — | — | 39 | 2 | 19 | 68 | 87 |
| Sandal | | — | — | — | — | — | 6,576 | 8,126 | 11,707 | 13,576 | 8,372 |
| Other kinds | | — | — | — | — | — | 1,453 | 1,144 | 1,286 | 2,951 | 2,534 |
| Total Ornamental Wood | | — | — | — | — | — | 8,068 | 9,272 | 13,112 | 16,595 | 10,993 |
| Manufactures of Wood other than Furniture and Cabinet Ware | | — | — | — | — | — | 53,100 | 52,870 | 48,644 | 64,282 | 64,177 |
| Total Wood and Timber | | — | — | — | — | — | 589,405 | 524,823 | 447,062 | 570,872 | 550,456 |
| Articles imported by Post | | — | — | — | — | — | 883,005 | 1,137,061 | 1,254,240 | 1,625,485 | 1,236,389 |
| All other Articles of Merchandise: | | | | | | | | | | | |
| Unmanufactured | | — | — | — | — | — | 24,360 | 24,805 | 23,832 | 21,440 | 21,274 |
| Manufactured | | — | — | — | — | — | 502,557 | 540,468 | 163,649 | 176,936 | 120,055 |
| GRAND TOTAL | | — | — | — | — | — | 86,236,011 | 92,383,255 | 107,332,470 | 122,165,288 | 91,952,644 |

* Separately recorded from April 1912.

TOTAL EXPORTS OF ARTICLES OF FOREIGN MERCHANDISE (RE-EXPORTS).

| ARTICLES. | QUANTITIES. | | | | | VALUE. | | | | |
|--|-------------|----------|----------|----------|----------|----------|----------|----------|----------|----------|
| | 1910-11. | 1911-12. | 1912-13. | 1913-14. | 1914-15. | 1910-11. | 1911-12. | 1912-13. | 1913-14. | 1914-15. |
| Animals, Living: | | | | | | £ | £ | £ | £ | £ |
| Horses - - - - No. | 83 | 108 | 71 | 45 | 19 | 4,890 | 7,122 | 5,727 | 2,953 | 2,300 |
| Other kinds - - - | 38 | 18 | 86 | 1 | 87 | 440 | 118 | 624 | 3 | 56 |
| Total Animals, Living .. | 121 | 121 | 157 | 46 | 56 | 5,330 | 7,240 | 6,351 | 2,956 | 2,356 |
| Apparel (including Drapery, Uniforms, Accoutrements, but excluding Hosiery and Boots and Shoes) - - | — | — | — | — | — | 123,273 | 146,258 | 77,416 | 79,446 | 85,942 |
| Arms, Ammunition, and Military stores: | | | | | | | | | | |
| Fire-arms and parts thereof - | — | — | — | — | — | 6,418 | 6,239 | 6,188 | 5,896 | 5,071 |
| Gunpowder - - - - Lb. | 20 | 0 | 15 | 40 | 82 | 1 | 0 | 2 | 12 | 1 |
| Dynamite, and all other explosives - - - - Cwt. | 4 | 19 | 1 | 4 | 5 | 36 | 179 | 5 | 37 | 59 |
| Other sorts - - - - | — | — | — | — | — | 621 | 1,112 | 469 | 10,655 | 709 |
| Total Arms, Ammunition, and Military Stores } | — | — | — | — | — | 7,076 | 7,530 | 6,664 | 16,600 | 5,840 |
| Art. Works of (other than Pictures) - - | — | — | — | — | — | 6,078 | 8,138 | 4,709 | 2,146 | 562 |
| Books, printed, and printed matter (not being Stationery), including - | — | — | — | — | — | — | — | — | — | — |
| Maps and Charts - Cwt. | 1,633 | 1,501 | 1,616 | 1,533 | 1,230 | 15,691 | 16,715 | 17,961 | 17,038 | 11,893 |
| Boots and Shoes - Pairs | 8,761 | 12,678 | 26,048 | 100,916 | 14,009 | 1,807 | 2,204 | 6,037 | 31,117 | 4,193 |
| Building and Engineering Materials, other than of iron, steel, or wood - - | — | — | — | — | — | 800 | 2,230 | 2,804 | 2,730 | 2,506 |
| Candles of all kinds - Lb. | 89,201 | 85,762 | 71,695 | 37,978 | 35,136 | 1,908 | 1,752 | 1,454 | 795 | 690 |
| Canes and Rattans - Cwt. | 490 | 667 | 628 | 406 | 51 | 668 | 577 | 602 | 368 | 69 |
| Carriages and Carts (excluding Railway Carriages), and parts thereof - - | — | — | — | — | — | 35,645 | 54,042 | 61,554 | 56,681 | 42,411 |
| Chemicals and Chemical Preparations (excluding Chemical Manures and Medicines): | | | | | | | | | | |
| Aluminous Sulphates (including Alum) - Cwt. | 2,242 | 2,543 | 2,714 | 3,037 | 2,374 | 790 | 948 | 959 | 1,150 | 1,031 |
| Ammonia and Salts thereof - - - - " | 1,537 | 811 | 1,215 | 1,299 | 863 | 3,295 | 1,734 | 2,609 | 2,803 | 1,879 |
| Arsenic and its Oxides - - " | 45 | 28 | 33 | 53 | 22 | 72 | 70 | 46 | 118 | 33 |
| Sulphuric Acid - - - " | 124 | 92 | 4,102 | 237 | 355 | 127 | 91 | 2,001 | 221 | 530 |
| Other sorts - - - - " | — | — | — | — | — | 3,263 | 3,630 | 4,523 | 5,690 | 5,582 |
| Total Chemicals - - | — | — | — | — | — | 7,547 | 6,473 | 10,143 | 9,932 | 9,055 |
| Chinese and Japanese-ware (including Lacquered-ware, but excluding Earthenware and Porcelain) - - | — | — | — | — | — | 2,467 | 2,542 | 5,633 | 2,652 | 1,736 |
| Clocks and Watches and parts thereof: | | | | | | | | | | |
| Clocks and Watches - No. | 2,212 | 7,625 | 5,614 | 6,773 | 1,944 | 1,442 | 7,899 | 3,414 | 3,097 | 1,699 |
| Parts of Clocks and Watches* - - - - | — | — | — | — | — | — | — | 102 | 81 | 3 |
| Coal, Coke, and Patent Fuel - - - - Tons | 9 | 212 | 267 | 45 | 63 | 20 | 340 | 285 | 161 | 136 |
| Coffee - - - - - Cwt. | 931 | 1,277 | 1,178 | 1,370 | 4,925 | 2,392 | 3,652 | 4,526 | 4,654 | 14,639 |
| Coral - - - - - Lb. | 6,744 | 5,726 | 1,993 | 2,209 | 802 | 6,206 | 2,443 | 2,645 | 1,353 | 615 |
| Cordage and Rope of vegetable fibre (excluding Jute and Cotton) - - - - Cwt. | 322 | 463 | 620 | 433 | 547 | 978 | 1,542 | 1,924 | 2,017 | 1,689 |
| Cutlery* - - - - | — | — | — | — | — | — | — | 20,819 | 20,613 | 9,277 |
| Drugs and Medicines (excluding Chemicals and Narcotics): | | | | | | | | | | |
| Asafetida - - - - Cwt. | 2,677 | 1,406 | 2,240 | 1,211 | 723 | 12,749 | 4,221 | 9,336 | 2,923 | 1,599 |
| Camphor - - - - Lb. | 19,067 | 42,750 | 15,489 | 20,014 | 29,927 | 1,663 | 3,991 | 1,446 | 1,753 | 2,765 |
| Cassia Lignea - - - Cwt. | 6,533 | 4,069 | 3,296 | 7,431 | 3,472 | 13,645 | 8,528 | 6,611 | 14,476 | 6,254 |
| Quinine and its Alkaloids Lb. | 331 | 3,154 | 436 | 1,542 | 45 | 223 | 1,351 | 201 | 309 | 63 |
| Other sorts of Drugs and Medicines - - - - | — | — | — | — | — | 16,832 | 21,184 | 15,762 | 15,346 | 10,609 |
| Total Drugs and Medicines - - | — | — | — | — | — | 45,117 | 39,273 | 33,356 | 34,807 | 21,290 |
| Dyeing and Tanning Substances: | | | | | | | | | | |
| Cochineal - - - - Cwt. | 170 | 99 | 93 | 107 | 34 | 1,099 | 535 | 711 | 891 | 261 |
| Cutch and Gambier - - | 463 | 189 | 320 | 415 | 154 | 712 | 383 | 608 | 749 | 302 |
| Dyes obtained from Coal Tar: | | | | | | | | | | |
| Alizarine - - - - Lb. | 3,184 | 10,174 | 14,324 | 10,597 | 3,758 | 186 | 425 | 1,029 | 456 | 289 |
| Aniline - - - - - " | 148,189 | 143,662 | 125,920 | 107,437 | 47,406 | 9,860 | 9,793 | 8,278 | 7,033 | 3,563 |
| Others* - - - - - " | — | — | 406 | 164 | 224 | — | — | 11 | 3 | 6 |
| Saffron - - - - - " | 4,823 | 11,249 | 8,025 | 8,996 | 5,835 | 2,357 | 3,504 | 2,181 | 2,656 | 2,366 |
| Other sorts - - - - Cwt. | 2,540 | 2,061 | 1,633 | 1,861 | 745 | 6,297 | 6,658 | 6,191 | 9,263 | 2,610 |
| Total Dyeing and Tanning Substances } | — | — | — | — | — | 20,501 | 21,298 | 19,009 | 21,051 | 9,416 |

* Separately recorded from April 1912.

Total Exports of Articles of Foreign Merchandise (Re-exports)—continued.

| ARTICLES. | QUANTITIES. | | | | | VALUE. | | | | |
|---|-------------|----------|----------|----------|----------|----------|----------|----------|----------|----------|
| | 1910-11. | 1911-12. | 1912-13. | 1913-14. | 1914-15. | 1910-11. | 1911-12. | 1912-13. | 1913-14. | 1914-15. |
| Earthenware and Porcelain (excluding Pipes of Earthenware) | — | — | — | — | — | £ 15,900 | £ 23,063 | £ 20,047 | £ 18,737 | £ 10,473 |
| Electroplated-ware* | — | — | — | — | — | — | — | 4,365 | 4,503 | 3,010 |
| Fireworks | — | — | — | — | — | 482 | 551 | 630 | 539 | 206 |
| Fish (excluding canned Fish): | | | | | | | | | | |
| Fish, dry, unsalted - Cwt. | 1,542 | 530 | 310 | 538 | 655 | 1,587 | 411 | 277 | 407 | 980 |
| " " salted - " " | 164 | 300 | 123 | 239 | 41 | 105 | 200 | 137 | 160 | 38 |
| Fishmaws and Shark-fins - " " | 4,804 | 6,468 | 7,726 | 6,175 | 4,383 | 41,038 | 53,978 | 64,684 | 49,308 | 36,744 |
| Total Fish - " " | 6,510 | 7,298 | 8,159 | 6,953 | 5,079 | 42,730 | 54,589 | 65,098 | 50,255 | 37,771 |
| Fruits and Vegetables: | | | | | | | | | | |
| Fresh Fruits and Vegetables | — | — | — | — | — | 11 | 0 | 41 | 34 | 475 |
| Fruits, and Vegetables—dried, salted, or preserved: | | | | | | | | | | |
| Dates - Cwt. | 38,715 | 37,290 | 32,592 | 36,896 | 26,966 | 18,401 | 19,046 | 15,827 | 20,303 | 14,259 |
| Other sorts - " " | 42,173 | 53,350 | 47,343 | 31,154 | 35,747 | 64,193 | 101,684 | 76,959 | 57,965 | 71,836 |
| Total Fruits and Vegetables | — | — | — | — | — | 82,605 | 120,730 | 92,830 | 78,099 | 86,570 |
| Furniture and Cabinetware | — | — | — | — | — | 8,004 | 7,217 | 9,125 | 10,404 | 7,554 |
| Glass and Glass-ware: | | | | | | | | | | |
| Beads and false Pearls - Cwt. | 357 | 474 | 578 | 669 | 528 | 1,794 | 2,777 | 3,590 | 4,035 | 2,604 |
| Bottles - Gross | 122 | 137 | 1,443 | 1,431 | 1,492 | 152 | 217 | 1,184 | 1,606 | 1,392 |
| Sheet and Plate - Sup. feet | 66,320 | 56,276 | 58,765 | 81,882 | 23,910 | 686 | 773 | 830 | 918 | 286 |
| Other glass-ware - " " | — | — | — | — | — | 21,537 | 22,121 | 27,122 | 24,661 | 11,674 |
| Total Glass and Glass-ware | — | — | — | — | — | 24,169 | 25,688 | 32,726 | 31,230 | 16,028 |
| Grain, Pulse, and Flour: | | | | | | | | | | |
| Rice not in the husk - Cwt. | 20,845 | 6,050 | 647 | 21,324 | 37,233 | 9,907 | 2,906 | 361 | 11,657 | 20,220 |
| Other sorts - " " | 198 | 0 | 32 | 2,701 | 1,191 | 76 | 0 | 10 | 1,325 | 560 |
| Total Grain and Pulse | 20,843 | 6,050 | 679 | 24,025 | 38,474 | 9,983 | 2,906 | 371 | 12,982 | 20,800 |
| Gums and Resins: | | | | | | | | | | |
| Arabic - Cwt. | 2,410 | 9,015 | 18,634 | 18,767 | 11,211 | 3,162 | 14,004 | 25,740 | 22,750 | 13,084 |
| Benjamin - " " | 966 | 1,201 | 1,056 | 868 | 568 | 2,319 | 3,132 | 2,812 | 2,321 | 1,572 |
| Olibanum or Frankincense - " " | 39,941 | 29,311 | 33,975 | 44,569 | 21,706 | 54,030 | 42,750 | 48,181 | 54,033 | 20,001 |
| Rosin - " " | 983 | 900 | 1,253 | 1,329 | 614 | 369 | 583 | 905 | 850 | 380 |
| Other sorts - " " | 8,261 | 3,410 | 2,889 | 5,502 | 6,904 | 10,955 | 4,241 | 3,516 | 7,038 | 9,778 |
| Total Gums and Resins | 52,261 | 43,837 | 57,807 | 71,035 | 41,003 | 70,835 | 65,310 | 81,165 | 87,800 | 51,505 |
| Hardware (excluding Cutlery and Electroplated-ware) | — | — | — | — | — | 97,023 | 107,168 | 91,464 | 94,607 | 69,100 |
| Hides and Skins, Raw: | | | | | | | | | | |
| Skins, Raw - { Cwt. 0, No. 0, Cwt. 0 | 0 | 0 | 45 | 0 | 0 | 0 | 0 | 422 | 0 | 0 |
| Hops - Cwt. | 0 | 0 | 7,194 | 0 | 0 | 2 | 3 | 0 | 0 | 0 |
| Horns, tips and pieces of Horn, and Hornmeal - " " | 570 | 106 | 69 | 118 | 546 | 5,767 | 3,438 | 1,988 | 4,015 | 16,055 |
| Instruments, Apparatus, and Appliances, and parts thereof: | | | | | | | | | | |
| Electrical* | — | — | — | — | — | — | — | 6,435 | 10,478 | 8,020 |
| Musical: | | | | | | | | | | |
| Talking Machines and Accessories* | — | — | — | — | — | 14,151 | 16,709 | 15,243 | 10,144 | 9,976 |
| Other sorts* | — | — | — | — | — | — | — | 5,116 | 4,764 | 3,921 |
| Optical* | — | — | — | — | — | — | — | 244 | 1,503 | 390 |
| Photographic - " " | — | — | — | — | — | 1,520 | 1,680 | 2,477 | 1,777 | 1,355 |
| Other kinds - " " | — | — | — | — | — | 15,106 | 13,983 | 11,662 | 10,682 | 10,751 |
| Total Instruments, Apparatus, and Appliances, and parts thereof - " " | — | — | — | — | — | 30,777 | 32,072 | 41,177 | 45,348 | 34,400 |
| Ivory: | | | | | | | | | | |
| Unmanufactured - Lb. | 75,519 | 45,669 | 40,569 | 45,064 | 23,537 | 30,640 | 19,983 | 16,001 | 14,555 | 5,420 |
| Manufactured - " " | — | — | — | — | — | 11 | 45 | 33 | 207 | 80 |
| Total Ivory | — | — | — | — | — | 30,660 | 20,028 | 16,034 | 14,762 | 5,500 |
| Jewellery (excluding imitation Jewellery and Precious Stones and Pearls, unset), also Plate of Gold and Silver: | | | | | | | | | | |
| Jewellery - " " | — | — | — | — | — | 38,167 | 11,896 | 32,162 | 32,107 | 8,248 |
| Plate of Gold and Silver | — | — | — | — | — | 12,931 | 15,263 | 14,006 | 15,492 | 11,559 |
| Total Jewellery, also Plate of Gold and Silver | — | — | — | — | — | 51,098 | 27,159 | 46,168 | 47,659 | 19,807 |
| Leather: | | | | | | | | | | |
| Hides and Skins, Tanned or Dressed - { Cwt. 12, No. 3,272, Cwt. 80 | 12 | 1 | 3 | 8 | 0 | 488 | 29 | 100 | 117 | 0 |
| Unwrought Manufactures (excluding Boots and Shoes) - " " | — | 140 | 978 | 729 | 0 | 1,130 | 1,230 | 1,023 | 931 | 426 |
| Manufactures (excluding Boots and Shoes) - " " | 80 | 81 | 74 | 58 | 44 | — | — | — | — | — |
| Total Leather | — | — | — | — | — | 3,881 | 4,656 | 3,275 | 6,735 | 4,008 |
| Total Leather | — | — | — | — | — | 5,490 | 5,915 | 4,508 | 7,783 | 4,434 |

* Separately recorded from April 1912.

Total Exports of Articles of Foreign Merchandise (Re-exports)—continued.

| ARTICLES. | QUANTITIES. | | | | | VALUE. | | | | |
|--|---------------|----------------|----------------|----------------|----------------|---------------|---------------|---------------|---------------|---------------|
| | 1910-11. | 1911-12. | 1912-13. | 1913-14. | 1914-15. | 1910-11. | 1911-12. | 1912-13. | 1913-14. | 1914-15. |
| Liquors: | | | | | | | | | | |
| Ale, Beer, and Porter - Gals. | 2,772 | 4,899 | 4,186 | 2,847 | 9,432 | £ 435 | £ 553 | £ 503 | £ 342 | £ 1,088 |
| Cider and other fermented Liquors - " | 28 | 98 | 11 | 35 | 15 | 7 | 29 | 6 | 12 | 8 |
| Spirit: | | | | | | | | | | |
| Brandy - - - - - " | 784 | 553 | 341 | 425 | 264 | 551 | 489 | 338 | 412 | 255 |
| Whisky - - - - - " | 1,612 | 2,477 | 2,420 | 3,219 | 2,770 | 891 | 1,333 | 1,299 | 2,493 | 1,803 |
| Other sorts of Spirit - - " | 2,067 | 521 | 937 | 663 | 1,911 | 595 | 443 | 583 | 517 | 633 |
| Total Spirit - - - - - " | 4,463 | 3,551 | 3,698 | 4,307 | 4,945 | 2,037 | 2,265 | 2,220 | 3,422 | 2,691 |
| Wines: | | | | | | | | | | |
| Champagne and other Sparkling Wines - - - " | 122 | 185 | 203 | 202 | 243 | 221 | 283 | 391 | 322 | 535 |
| Port and other Still Red Wines - - - - - " | 188 | 208 | 193 | 336 | 473 | 156 | 186 | 149 | 249 | 314 |
| Sherry and other Still White Wines - - - - - " | 160 | 69 | 114 | 230 | 102 | 94 | 59 | 109 | 184 | 87 |
| Other sorts, including Vermouth and Ginger Wines - - - - - " | 871 | 959 | 899 | 582 | 917 | 473 | 634 | 542 | 271 | 469 |
| Total Wines - - - - - " | 1,341 | 1,421 | 1,409 | 1,400 | 1,735 | 944 | 1,162 | 1,191 | 1,026 | 1,405 |
| TOTAL LIQUORS - - - - - " | 8,604 | 9,969 | 9,304 | 8,589 | 16,127 | 3,423 | 4,009 | 3,920 | 4,802 | 5,192 |
| Machinery and Millwork: | | | | | | | | | | |
| Prime Movers (other than Electrical): | | | | | | | | | | |
| Locomotives (excluding those for Railways) - - - - - | — | — | — | — | — | 53 | 0 | 347 | 0 | 0 |
| Others - - - - - | — | — | — | — | — | 3,208 | 5,189 | 8,097 | 2,823 | 3,131 |
| Electrical Machinery of all kinds* - - - - - | — | — | — | — | — | — | — | 8,495 | 4,710 | 2,806 |
| Other sorts of Machinery - - - - - | — | — | — | — | — | 27,483 | 36,945 | 36,187 | 29,256 | 25,953 |
| Total Machinery and Millwork - - - - - | — | — | — | — | — | 30,744 | 42,134 | 53,126 | 36,789 | 31,890 |
| Matchest - Gross of boxes | — | — | 20,674 | 42,833 | 138,617 | 2,698 | 2,567 | 1,406 | 2,207 | 9,136 |
| Mats and Matting - Sq. yds. | 87,526 | 156,634 | 185,207 | 116,869 | 49,871 | 2,359 | 5,429 | 6,646 | 3,755 | 1,456 |
| Metals and Ores: | | | | | | | | | | |
| Brass, Bronze, and similar Amalgams, Wrought - Cwt. | 430 | 327 | 419 | 492 | 267 | 1,855 | 1,770 | 2,333 | 2,223 | 1,520 |
| Copper: | | | | | | | | | | |
| Unwrought: | | | | | | | | | | |
| Tiles, Ingots, Cakes, and Bricks - - - - - | — | — | — | — | — | — | — | — | — | — |
| Wrought: | | | | | | | | | | |
| Mixed or Yellow Metal, for sheathing - - - - - | 1 | 1 | 0 | 0 | 2,005 | 4 | 1 | 0 | 0 | 8,022 |
| Sheets and other Manufactures - - - - - | 655 | 723 | 278 | 543 | 434 | 2,073 | 2,478 | 969 | 2,034 | 1,683 |
| Total Copper - - - - - | 8,423 | 9,682 | 3,599 | 4,960 | 3,144 | 32,054 | 40,142 | 13,961 | 21,056 | 13,659 |
| Iron or Steel: | | | | | | | | | | |
| Wrought: | | | | | | | | | | |
| Anchors and Cables - Tons | 28 | 54 | 57 | 34 | 41 | 420 | 899 | 946 | 579 | 640 |
| Angle, Bolt, and Rod - - " | 28 | 50 | 70 | 91 | 114 | 262 | 423 | 680 | 929 | 1,795 |
| Bars and Channel - - - - - | 956 | 1,209 | 1,151 | 1,178 | 872 | 9,344 | 11,474 | 11,654 | 13,090 | 7,089 |
| Hoops and Strips - - - - - | 40 | 50 | 294 | 277 | 224 | 322 | 451 | 2,287 | 2,398 | 2,553 |
| Nails, Screws, Rivets, and Washers - - - - - | 143 | 136 | 238 | 195 | 169 | 2,173 | 2,262 | 3,556 | 3,638 | 2,983 |
| Old, for re-manufacture - - - - - | 22,340 | 115,187 | 13,719 | 17,343 | 2,675 | 51,557 | 34,906 | 31,964 | 35,817 | 6,483 |
| Pipes and Fittings, Cast - - - - - | 161 | 144 | 151 | 131 | 126 | 1,760 | 1,751 | 2,624 | 2,317 | 2,162 |
| Sheets and Plates: | | | | | | | | | | |
| Galvanised - - - - - | 175 | 117 | 77 | 178 | 216 | 2,481 | 1,490 | 965 | 2,901 | 3,477 |
| Tinned - - - - - | 137 | 197 | 207 | 104 | 73 | 2,231 | 3,517 | 3,820 | 1,683 | 1,327 |
| Not Galvanised or Tinned - - - - - | 83 | 114 | 209 | 152 | 56 | 1,000 | 1,504 | 2,931 | 1,917 | 642 |
| Wrought - - - - - | 6 | 4 | 4 | 4 | 12 | 196 | 96 | 158 | 103 | 261 |
| Wire - - - - - | 79 | 121 | 60 | 77 | 39 | 1,347 | 2,141 | 1,143 | 1,474 | 744 |
| Other Manufactures of Iron or Steel - - - - - | 377 | 941 | 342 | 247 | 290 | 4,438 | 5,672 | 3,733 | 3,515 | 4,443 |
| Total Iron or Steel - - - - - | 24,553 | 18,324 | 16,579 | 20,011 | 4,707 | 77,531 | 66,586 | 66,461 | 70,360 | 34,599 |
| Lead: | | | | | | | | | | |
| Unwrought: | | | | | | | | | | |
| Ore - - - - - Tons | 15 | 14 | 9 | 9 | 7 | 261 | 262 | 141 | 140 | 135 |
| Pig - - - - - Cwt. | 1,910 | 1,951 | 881 | 1,731 | 724 | 1,512 | 1,636 | 873 | 1,927 | 902 |
| Other sorts - - - - - | 0 | 58 | 190 | 11 | 841 | 0 | 26 | 90 | 9 | 1,279 |
| Wrought, all sorts - - - - - | 29 | 226 | 2,443 | 424 | 57 | 41 | 115 | 3,233 | 244 | 92 |
| Total Lead (excluding Ore) - - - - - | 1,939 | 2,235 | 3,514 | 2,166 | 1,622 | 1,553 | 1,777 | 4,196 | 2,180 | 2,273 |
| Quicksilver - - - - - Lb. | 4,634 | 4,897 | 5,124 | 6,072 | 3,019 | 533 | 583 | 604 | 744 | 333 |

* Separately recorded from April 1912.

† Quantity stated from April 1912.

Total Exports of Articles of Foreign Merchandise (Re-exports)—continued.

| ARTICLES. | QUANTITIES. | | | | | VALUE. | | | | |
|---|-------------|-----------|----------|-----------|-----------|----------|-----------|----------|----------|----------|
| | 1910-11. | 1911-12. | 1912-13. | 1913-14. | 1914-15. | 1910-11. | 1911-12. | 1912-13. | 1913-14. | 1914-15. |
| Metals and Ores—continued. | | | | | | | | | | |
| Tin: | | | | | | £ | £ | £ | £ | £ |
| Unwrought (Blocks, Ingots, Bars, and Slabs) - Cwt. | 2,082 | 2,181 | 2,542 | 4,096 | 1,421 | 16,263 | 19,649 | 20,781 | 36,120 | 15,160 |
| Zinc or Spelter: | | | | | | | | | | |
| Unwrought - " | 48 | 44 | 0 | 1,110 | 797 | 73 | 72 | 0 | 1,276 | 381 |
| Wrought or Manufactured* - " | 578 | 213 | 580 | 388 | 958 | 588 | 239 | 711 | 458 | 660 |
| Other sorts - " | 229 | 2 | 833 | 0 | 0 | 84 | 20 | 474 | 0 | 0 |
| Total Zinc or Spelter - } | 855 | 259 | 1,413 | 1,498 | 1,755 | 745 | 331 | 1,185 | 1,734 | 1,341 |
| Metals, unenumerated - " | 853 | 4,977 | 5,371 | 2,097 | 2,687 | 5,166 | 18,349 | 22,404 | 11,801 | 11,316 |
| Total Metals and Ores - } | 25,332 | 19,359 | 17,447 | 20,815 | 5,380 | 138,038 | 151,928 | 133,035 | 148,302 | 80,941 |
| Oils: | | | | | | | | | | |
| Animal - Gals. | 2,002 | 3,253 | 240 | 401 | 0 | 160 | 108 | 40 | 60 | 0 |
| Essential - " | 408 | 135 | 94 | 664 | 48 | 447 | 335 | 130 | 370 | 135 |
| Mineral: | | | | | | | | | | |
| Kerosene - " | 128,071 | 33,614 | 49,475 | 18,245 | 23,474 | 4,441 | 1,220 | 1,808 | 722 | 923 |
| Other kinds - " | 67,464 | 80,751 | 129,405 | 151,750 | 121,955 | 4,151 | 3,907 | 4,615 | 4,062 | 3,006 |
| Vegetable, non-essential: | | | | | | | | | | |
| Linseed - " | 4,672 | 5,740 | 4,660 | 2,885 | 3,812 | 692 | 872 | 758 | 438 | 501 |
| Other sorts - " | 294 | 648 | 552 | 922 | 4,483 | 26 | 78 | 71 | 100 | 714 |
| Total Oils - " | 202,911 | 124,141 | 184,426 | 174,867 | 153,772 | 9,917 | 6,614 | 7,482 | 5,752 | 5,339 |
| Oil-Cloth and Floor-Cloth - Sq. yds. | 12,003 | 10,846 | 19,328 | 15,643 | 3,792 | 821 | 703 | 1,373 | 1,024 | 201 |
| Paints and Colours - Cwt. | 2,927 | 4,262 | 2,738 | 2,199 | 2,121 | 4,852 | 12,802 | 5,452 | 5,038 | 5,177 |
| Paper and Pasteboard: | | | | | | | | | | |
| Paper: | | | | | | | | | | |
| Printing Paper - Cwt. | 361 | 171 | 206 | 265 | 1,092 | 458 | 176 | 233 | 322 | 1,037 |
| Writing Paper and Envelopes - " | — | — | — | — | — | 2,137 | 1,352 | 2,110 | 2,026 | 3,874 |
| Other kinds of Paper (including Paper Manufactures) - Cwt. | 4,996 | 5,271 | 15,621 | 5,240 | 5,419 | 2,548 | 2,824 | 6,042 | 2,850 | 3,000 |
| Pasteboard, Millboard, and Cardboard of all kinds - " | 258 | 118 | 128 | 94 | 23 | 237 | 72 | 86 | 150 | 18 |
| Total Paper and Pasteboard - } | — | — | — | — | — | 5,380 | 4,424 | 8,480 | 5,348 | 6,930 |
| Perfumery (not being Perfumed Spirits) | — | — | — | — | — | 2,982 | 3,700 | 3,843 | 6,332 | 3,418 |
| Pitch, Tar, and Dammer - Cwt. | 1,587 | 987 | 1,042 | 576 | 912 | 502 | 350 | 413 | 298 | 362 |
| Precious Stones and Pearls, unset | — | — | — | — | — | 13,427 | 11,813 | 20,008 | 43,896 | 41,745 |
| Printing and Lithographing Machinery and Materials (excluding Paper) - " | — | — | — | — | — | 1,375 | 1,779 | 2,005 | 2,191 | 1,755 |
| Prints, Engravings, and Pictures* | — | — | — | — | — | — | — | 5,222 | 4,179 | 2,744 |
| Provisions and Oilman's Stores (excluding Fish, and Fruits and Vegetables) - Cwt. | 4,582 | 4,712 | 5,602 | 7,137 | 8,285 | 10,514 | 11,466 | 13,506 | 17,965 | 23,777 |
| Railway Plant and Rolling-stock | — | — | — | — | — | 2,509 | 901 | 5,475 | 8,425 | 3,202 |
| Rubber: | | | | | | | | | | |
| Raw - Cwt. | 4 | 0 | 0 | 7 | 0 | 4 | 0 | 5 | 23 | 0 |
| Manufactures - " | — | — | — | — | — | 5,276 | 9,835 | 6,328 | 7,045 | 4,040 |
| Salt - Tons | 101 | 3 | 0 | 1 | 0 | 110 | 41 | 3 | 2 | 7 |
| Seeds - Cwt. | 505 | 204 | 1,206 | 53 | 9,242 | 1,229 | 370 | 839 | 125 | 13,459 |
| Shells and Cowries | — | — | — | — | — | 16,942 | 21,551 | 14,764 | 22,778 | 3,868 |
| Ships, parts of (including Launches and Boats) - " | — | — | — | — | — | 1,880 | 1,612 | 2,106 | 9,579 | 2,823 |
| Soap - Cwt. | 5,555 | 4,918 | 4,670 | 4,145 | 4,044 | 4,786 | 4,561 | 4,983 | 4,529 | 5,061 |
| Specimens illustrative of Natural Science | — | — | — | — | — | 132 | 313 | 180 | 776 | 200 |
| Spices: | | | | | | | | | | |
| Betelnuts - Lb. | 28,532 | 6,216 | 37,162 | 2,632 | 1,568 | 214 | 85 | 309 | 17 | 13 |
| Cardamoms - " | 280 | 1,930 | 2,468 | 888 | 1,283 | 17 | 132 | 174 | 92 | 69 |
| Cloves - " | 718,398 | 1,198,950 | 474,551 | 2,165,901 | 1,126,626 | 13,128 | 27,682 | 9,167 | 53,227 | 20,790 |
| Ginger - " | 212,977 | 70,338 | 14,770 | 5,740 | 1,428 | 2,917 | 914 | 238 | 56 | 27 |
| Nutmegs - " | 41,583 | 38,232 | 27,159 | 26,828 | 28,375 | 911 | 868 | 652 | 654 | 940 |
| Pepper - " | 34,951 | 11,651 | 7,068 | 12,887 | 329 | 502 | 207 | 134 | 289 | 11 |
| Other sorts - " | 6,810 | 3,490 | 3,794 | 15,830 | 3,414 | 307 | 187 | 179 | 390 | 63 |
| Total Spices - " | 1,043,531 | 1,330,805 | 567,012 | 2,230,206 | 1,163,023 | 17,996 | 30,025 | 10,943 | 54,725 | 30,653 |
| Stationery (excluding Paper) - Stone and Marble - Cwt. | 178 | 295 | 262 | 246 | 341 | 2,564 | 9,044 | 9,063 | 8,778 | 6,663 |
| Sugar: | | | | | | | | | | |
| 16 Dutch standard and above† - " | 320,285 | 1,776,471 | 195,943 | 185,222 | 806,873 | 216,071 | 1,154,803 | 141,632 | 134,058 | 670,538 |
| 15 Dutch standard and below* - " | — | — | 3,637 | 8,284 | 0 | — | — | 1,753 | 4,212 | 0 |
| Confectionery* - " | — | — | 580 | 555 | 142 | — | — | 1,267 | 1,174 | 315 |
| Total Sugar - " | 320,285 | 1,776,471 | 200,160 | 194,161 | 806,815 | 216,071 | 1,154,803 | 144,652 | 139,444 | 670,853 |

* Separately recorded from April 1912.

† Includes Confectionery prior to 1912-13.

Total Exports of Articles of Foreign Merchandise (Re-Exports)—continued.

| ARTICLES. | QUANTITIES. | | | | | VALUE. | | | | |
|---|-------------|------------|------------|------------|------------|-----------|-----------|-----------|-----------|----------|
| | 1910-11. | 1911-12. | 1912-13. | 1913-14. | 1914-15. | 1910-11. | 1911-12. | 1912-13. | 1913-14. | 1914-15. |
| Tea | | | | | | £ | £ | £ | £ | £ |
| Black - - - Lb. | 657,438 | 423,993 | 555,920 | 459,917 | 259,921 | 29,576 | 17,483 | 25,498 | 21,701 | 13,131 |
| Green - - - " | 9,868 | 12,309 | 5,452 | 3,802 | 13,561 | 452 | 561 | 302 | 225 | 590 |
| Total Tea - - " | 667,306 | 441,302 | 560,772 | 463,719 | 273,482 | 30,028 | 18,044 | 25,800 | 21,926 | 13,721 |
| Textiles: | | | | | | | | | | |
| Cotton: | | | | | | | | | | |
| Raw - - - Cwt. | 0 | 839 | 20 | 201 | 0 | 0 | 2,157 | 39 | 506 | 0 |
| Twist and Yarn - - Lb. | 969,390 | 830,839 | 781,745 | 962,365 | 651,724 | 55,909 | 43,282 | 46,750 | 57,414 | 37,071 |
| Manufactures: | | | | | | | | | | |
| Canvas - - - Yds. | 8,502 | 9,249 | 10,591 | 1,864 | 6,260 | 269 | 437 | 257 | 65 | 233 |
| Handkerchiefs and Shawls in the piece - No. | 504,255 | 668,125 | 491,569 | 753,699 | 210,967 | 6,050 | 9,003 | 8,001 | 10,339 | 3,337 |
| Hosiery - - - " | — | — | — | — | — | 19,747 | 19,008 | 20,706 | 24,059 | 13,667 |
| Lace and Patent Net - Yds. | 87,394 | 40,346 | 36,539 | 21,840 | 12,226 | 1,031 | 787 | 471 | 249 | 111 |
| Piece goods: | | | | | | | | | | |
| Grey (unbleached) - Yds. | 5,539,820 | 4,089,038 | 4,982,460 | 4,584,399 | 2,703,671 | 62,777 | 48,377 | 60,805 | 54,710 | 32,078 |
| White (bleached) - " | 10,189,517 | 10,262,949 | 9,494,825 | 8,817,830 | 6,211,902 | 120,805 | 129,568 | 119,742 | 110,301 | 78,499 |
| Coloured, printed, or dyed - " | 52,390,640 | 61,164,337 | 52,735,576 | 48,617,707 | 26,284,481 | 738,227 | 950,928 | 823,063 | 761,690 | 402,150 |
| Fents of all descriptions* - " | — | — | 96,409 | 66,331 | 25,834 | — | — | 916 | 517 | 270 |
| Total Piece-goods - " | 68,119,977 | 75,516,324 | 67,309,270 | 62,066,267 | 35,205,868 | 971,809 | 1,128,873 | 1,004,526 | 927,218 | 512,997 |
| Rope* - - - Lb. | — | — | 448 | 3,146 | 600 | — | — | 15 | 73 | 13 |
| Thread, sewing - - " | 136,639 | 128,457 | 125,340 | 104,789 | 77,106 | 11,951 | 11,498 | 10,645 | 8,242 | 6,044 |
| Other sorts of manufacture - - " | 104,665 | 149,789 | 214,586 | 464,548 | 114,519 | 4,206 | 5,949 | 7,102 | 12,412 | 5,380 |
| Total Cotton Manufactures (including twist and yarn) - - } | — | — | — | — | — | 1,070,972 | 1,223,787 | 1,098,473 | 1,040,971 | 578,862 |
| Flax: | | | | | | | | | | |
| Manufactures: | | | | | | | | | | |
| Canvas - - - Yds. | 10,188 | 5,527 | 13,271 | 27,793 | 2,680 | 520 | 323 | 702 | 2,333 | 187 |
| Piece goods - - - " | 18,277 | 8,372 | 1,021 | 0 | 32 | 317 | 195 | 52 | 0 | 6 |
| Other sorts (including bags and sacks) - Lb. | 15,343 | 55,046 | 38,756 | 46,845 | 16,473 | 1,166 | 4,024 | 3,279 | 4,099 | 1,385 |
| Total Flax Manufactures - - } | — | — | — | — | — | 2,003 | 4,542 | 4,033 | 6,432 | 1,578 |
| Herbdaashery and Millinery* - - - } | — | — | — | — | — | — | — | 73,685 | 89,850 | 38,890 |
| Hemp Manufactures (excluding cordage) - - - } | — | — | — | — | — | 336 | 343 | 369 | 346 | 156 |
| Jute Manufactures - - - } | — | — | — | — | — | 271 | 84 | 713 | 394 | 106 |
| Silk: | | | | | | | | | | |
| Raw - - - Lb. | 70,280 | 17,014 | 56,155 | 21,371 | 14,305 | 7,851 | 5,929 | 8,350 | 6,875 | 4,958 |
| Silk yarn, noils and warps* - - - " | — | — | 4,726 | 7,064 | 2,897 | — | — | 1,021 | 1,879 | 758 |
| Manufactures: | | | | | | | | | | |
| Goods of Silk mixed with other materials - Yds. | 20,125 | 27,851 | 65,437 | 143,984 | 14,988 | 1,657 | 2,184 | 3,753 | 7,110 | 636 |
| Silk Piece goods - - - Yds. | 654,508 | 754,047 | 896,831 | 1,009,529 | 685,451 | 34,442 | 42,357 | 49,815 | 57,765 | 34,872 |
| Thread for sewing - Lb. | 131 | 45 | 0 | 527 | 305 | 25 | 27 | 0 | 112 | 97 |
| Other sorts - - - " | 3,551 | 3,775 | 709 | 780 | 459 | 1,042 | 914 | 294 | 158 | 142 |
| Total Silk Manufactures (including Yarns) - - } | — | — | — | — | — | 37,166 | 45,382 | 54,883 | 67,024 | 36,503 |
| Wool: | | | | | | | | | | |
| Raw - - - Lb. | 5,754,632 | 7,746,590 | 13,997,834 | 10,245,538 | 9,923,433 | 196,542 | 249,673 | 447,958 | 330,510 | 333,987 |
| Manufactures: | | | | | | | | | | |
| Piece goods - - - Yds. | 252,050 | 363,611 | 335,453 | 290,195 | 169,101 | 17,020 | 24,467 | 21,171 | 18,137 | 13,670 |
| Shawls - - - No. | 3,306 | 4,743 | 8,310 | 3,871 | 2,917 | 565 | 555 | 1,226 | 482 | 425 |
| Other sorts - - - Lb. | 108,547 | 86,865 | 53,757 | 73,262 | 69,147 | 7,895 | 9,480 | 6,828 | 8,252 | 5,026 |
| Total Woollen Manufactures - - } | — | — | — | — | — | 25,500 | 34,502 | 29,225 | 26,871 | 19,121 |
| Total Textile Raw Materials - - } | — | — | — | — | — | 204,393 | 257,759 | 456,347 | 337,891 | 338,945 |
| Total Yarns and Textile Fabrics - - - } | — | — | — | — | — | 1,136,248 | 1,308,640 | 1,261,381 | 1,230,988 | 675,216 |
| Tobacco: | | | | | | | | | | |
| Unmanufactured - - Lb. | 39,366 | 68 | 42,353 | 9,200 | 0 | 1,142 | 21 | 2,174 | 820 | 0 |
| Manufactured - - - " | 209,164 | 7,583 | 19,438 | 23,087 | 25,180 | 20,713 | 1,314 | 2,069 | 2,424 | 4,165 |
| Total Tobacco - - - " | 248,530 | 7,651 | 61,791 | 32,287 | 25,180 | 21,855 | 1,335 | 4,243 | 3,244 | 4,165 |
| Toys and Requisites for Games and Sports (including Fishing Tackle) other than Firearms - - - } | — | — | — | — | — | 4,914 | 7,126 | 5,152 | 5,723 | 4,074 |
| Umbrellas, including Parasols and Sunshades - - - No. | 127,857 | 151,20 | 205,087 | 240,065 | 89,665 | 10,382 | 11,821 | 15,259 | 17,128 | 6,585 |
| Wax of all kinds (excluding Candles) - - Cwt. | 1 | 59 | 38 | 55 | 27 | 5 | 248 | 200 | 306 | 194 |

* Separately recorded from April 1912.

Total Exports of Articles of Foreign Merchandise (Re-Exports)—concluded.

| ARTICLES. | QUANTITIES. | | | | | VALUE. | | | | |
|---|-------------|----------|----------|----------|----------|-----------|-----------|-----------|-----------|-----------|
| | 1910-11. | 1911-12. | 1912-13. | 1913-14. | 1914-15. | 1910-11. | 1911-12. | 1912-13. | 1913-14. | 1914-15. |
| Wood and Timber: | | | | | | | | | | |
| Timber other than Railway Sleepers: | | | | | | | | | | |
| Teak - Cub. Tons | 138 | 246 | 87 | 77 | 55 | £ 1,385 | £ 2,367 | £ 704 | £ 794 | £ 831 |
| Other Timber - " | 404 | 645 | 263 | 338 | 233 | 2,454 | 3,454 | 1,643 | 2,333 | 1,813 |
| Wood, ornamental - " | — | — | — | — | — | 37 | 1,965 | 33 | 619 | 137 |
| Manufactures of Wood, other than Furniture and Cabinet-ware - " | — | — | — | — | — | — | — | — | — | — |
| Total Wood and Timber | — | — | — | — | — | 14,034 | 6,041 | 18,331 | 23,373 | 31,916 |
| Articles (not specified) re-exported by Post | — | — | — | — | — | 17,910 | 13,837 | 30,611 | 37,108 | 34,737 |
| All other Articles of Merchandise: | | | | | | | | | | |
| Unmanufactured - " | — | — | — | — | — | 138,568 | 67,642 | 86,414 | 100,045 | 68,614 |
| Manufactured - " | — | — | — | — | — | 1,490 | 3,333 | 1,009 | 3,805 | 1,856 |
| | — | — | — | — | — | 10,416 | 8,210 | 11,737 | 6,045 | 8,194 |
| GRAND TOTAL | — | — | — | — | — | 2,840,700 | 4,018,100 | 3,160,044 | 3,118,219 | 2,737,794 |

No. 10.

TOTAL EXPORTS OF ARTICLES OF INDIAN PRODUCE AND MANUFACTURE.

| | | | | | | | | | | |
|---|-----------|-----------|-----------|-----------|-----------|---------|---------|-----------|-----------|-----------|
| Animals, Living: | | | | | | | | | | |
| Cattle* - No. | — | — | 30,188 | 29,909 | 17,708 | — | — | 104,744 | 123,900 | 63,004 |
| Horses - " | 394 | 320 | 191 | 199 | 124 | 5,851 | 5,263 | 3,043 | 3,638 | 4,323 |
| Sheep and Goats* - " | — | — | 189,290 | 201,002 | 123,419 | — | — | 97,199 | 104,854 | 60,737 |
| Other kinds - " | 466,078 | 527,386 | 324,919 | 316,978 | 140,585 | 148,886 | 177,534 | 16,314 | 12,675 | 7,873 |
| Total Animals, Living | 466,462 | 527,706 | 544,588 | 448,088 | 281,896 | 154,737 | 182,787 | 222,200 | 245,087 | 141,936 |
| Apparel (including Drapery, Uniforms, Accoutrements, but excluding Hosiery and Boots and Shoes) - " | — | — | — | — | — | 104,882 | 115,928 | 100,399 | 100,760 | 67,771 |
| Arms, Ammunition, and Military Stores - " | — | — | — | — | — | 14 | 66 | 7 | 15 | 10 |
| Art. Works of - " | — | — | — | — | — | 10,063 | 9,467 | 9,348 | 12,130 | 5,442 |
| Books, Printed, and Printed Matter (not being Stationery), including maps and charts - Cwt. | 5,923 | 6,720 | 7,412 | 8,056 | 7,239 | 32,151 | 33,056 | 36,790 | 38,300 | 27,001 |
| Boots and Shoes - Pairs | 114,369 | 88,147 | 78,021 | 51,987 | 39,501 | 22,643 | 15,286 | 8,834 | 5,820 | 6,052 |
| Bristles and Fibre for Brushes and Brooms† - Cwt. | 33,949 | — | — | — | — | 53,616 | — | — | — | — |
| Bristles‡ - " | 1,815 | 3,739 | 4,242 | 4,093 | 4,747 | 36,847 | 92,499 | 110,591 | 92,048 | 92,327 |
| Building and Engineering Materials, other than of Iron, Steel, or Wood: | | | | | | | | | | |
| Bricks§ - No. | 4,389,703 | 4,194,671 | 593,108 | 43,920 | 71,157 | 10,759 | 10,167 | 1,122 | 173 | 192 |
| Chalk and Lime - Cwt. | 52,691 | 38,562 | 21,670 | 35,987 | 34,842 | 3,799 | 2,721 | 1,463 | 2,478 | 2,213 |
| Pipes of Earthenware - Cwt. | 2,736 | 7,901 | 14,069 | 23,472 | 14,715 | 673 | 1,840 | 3,545 | 5,250 | 3,308 |
| Tiles* - No. | — | — | 4,531,790 | 3,883,488 | 4,321,667 | — | — | 11,714 | 10,511 | 11,893 |
| Other kinds - Cwt. | 171,951 | 30,167 | 61,350 | 78,268 | 111,292 | 5,824 | 3,214 | 7,401 | 10,206 | 12,417 |
| Total Building and Engineering Materials | — | — | — | — | — | 21,055 | 17,942 | 25,245 | 28,024 | 30,078 |
| Candles of all kinds - Lb. | 5,414,875 | 5,645,733 | 6,157,202 | 8,395,078 | 7,991,505 | 102,389 | 105,844 | 115,964 | 157,800 | 140,840 |
| Canes and Bannans - Cwt. | 2,110 | 2,012 | 2,952 | 6,362 | 3,241 | 2,006 | 2,129 | 2,181 | 3,160 | 1,472 |
| Carriages and Carts (excluding Railway Carriages) and parts thereof: | | | | | | | | | | |
| Carriages and Carts* - No. | — | — | 77 | 63 | 114 | — | — | 1,612 | 1,086 | 664 |
| Parts of Carriages and Carts* | — | — | — | — | — | — | — | 1,121 | 429 | 607 |
| Total Carriages and Carts | — | — | — | — | — | 2,357 | 3,024 | 2,733 | 2,115 | 1,271 |
| Chemicals and Chemical preparations (excluding Chemical Manures and Medicines): | | | | | | | | | | |
| Alum - Cwt. | 32 | 34 | 25 | 65 | 105 | 21 | 18 | 19 | 25 | 53 |
| Arsenic - " | 74 | 162 | 209 | 86 | 139 | 112 | 328 | 338 | 163 | 283 |
| Potassium Compounds: | | | | | | | | | | |
| Saltpetre - " | 327,657 | 274,562 | 296,770 | 268,070 | 327,982 | 248,154 | 214,309 | 237,251 | 205,598 | 285,575 |
| Other sorts* - " | — | — | 200 | 0 | 1,308 | — | — | 100 | 0 | 872 |
| Soda Compounds: | | | | | | | | | | |
| Borax - " | 5,232 | 3,326 | 4,770 | 4,270 | 4,461 | 6,066 | 3,527 | 7,457 | 5,131 | 6,191 |
| Other sorts of Chemicals - " | — | — | — | — | — | 7,347 | 9,266 | 10,794 | 8,132 | 7,353 |
| Total Chemicals | — | — | — | — | — | 261,720 | 227,538 | 255,948 | 219,049 | 300,327 |
| Coal, Coke, and Patent Fuel: | | | | | | | | | | |
| Coal - Tons | 888,073 | 872,603 | 879,739 | 721,756 | 592,402 | 511,927 | 512,753 | 587,684 | 459,792 | 350,544 |
| Coke - " | 1,528 | 1,384 | 1,500 | 1,885 | 1,794 | 1,461 | 1,203 | 1,562 | 1,662 | 1,448 |
| Total Coal, Coke, and Patent Fuel | 889,601 | 873,987 | 881,239 | 723,641 | 594,196 | 513,388 | 513,956 | 589,246 | 461,454 | 351,992 |
| Coffee - Cwt. | 272,249 | 241,065 | 266,978 | 259,900 | 290,394 | 887,742 | 897,450 | 1,043,503 | 1,024,402 | 1,102,515 |
| Coir: | | | | | | | | | | |
| Unmanufactured - " | 12,386 | 11,285 | 9,327 | 14,812 | 4,936 | 8,541 | 7,608 | 6,532 | 11,440 | 3,491 |
| Manufactured (excluding rope) - Lh. | 641,836 | 748,359 | 724,317 | 772,282 | 475,859 | 463,623 | 539,967 | 550,486 | 592,741 | 330,299 |
| Coral - " | 365 | 1,288 | 62 | 418 | 662 | 7 | 87 | 80 | 23 | 28 |

* Separately recorded from April 1912.
 † From August 1910 "Bristles and Fibre for Brushes and Brooms" are shown under the separate headings of "Bristles" and "Fibre for Brushes and Brooms."
 ‡ Separately recorded from August 1910.
 § Includes "Tiles" prior to 1912-13.

Total Exports of Articles of Indian Produce and Manufacture—continued.

| ARTICLES. | QUANTITIES. | | | | | VALUE. | | | | |
|--|-------------|-------------|-------------|------------|------------|------------|------------|------------|------------|------------|
| | 1910-11. | 1911-12. | 1912-13. | 1913-14. | 1914-15. | 1910-11. | 1911-12. | 1912-13. | 1913-14. | 1914-15. |
| Cordage and rope of vegetable fibre (excluding Jute and Cotton) - Cwt. | 45,169 | 50,948 | 57,818 | 60,420 | 44,550 | £ 46,411 | £ 53,043 | £ 61,562 | £ 70,189 | £ 56,693 |
| Drugs and Medicines (excluding Chemicals and Narcotics): | | | | | | | | | | |
| Aloes - - - - - " | 195 | 367 | 229 | 62 | 117 | 319 | 551 | 394 | 118 | 262 |
| Asafoetida - - - - - " | 147 | 107 | 87 | 52 | 42 | 968 | 659 | 234 | 210 | 174 |
| Camphor - - - - - Lb. | 457 | 461 | 287 | 50 | 110 | 42 | 48 | 24 | 5 | 14 |
| Cinchona Bark - - - - - " | 371,280 | 410,032 | 659,285 | 605,102 | 642,987 | 5,182 | 5,237 | 9,112 | 8,289 | 9,567 |
| Galangal - - - - - Cwt. | 1,003 | 1,179 | 1,233 | 1,088 | 301 | 800 | 976 | 1,103 | 972 | 299 |
| Nux Vomica (Strychnia)* - - - - - " | — | — | 41,518 | 46,149 | 33,161 | — | — | 14,408 | 17,866 | 14,556 |
| Senna* - - - - - " | — | — | 39,566 | 26,450 | 15,288 | — | — | 36,774 | 26,425 | 18,565 |
| Other sorts of Drugs and Medicines - - - - - " | — | — | — | — | — | 149,166 | 112,872 | 62,894 | 84,708 | 54,295 |
| Total Drugs and Medicines - - - - - } | — | — | — | — | — | 156,477 | 120,343 | 124,943 | 138,093 | 97,732 |
| Dyeing and Tanning Substances: | | | | | | | | | | |
| Cutch and Gambier - Cwt. | 91,047 | 81,007 | 68,751 | 58,859 | 62,041 | 111,441 | 86,533 | 71,099 | 62,102 | 69,844 |
| Indigo - - - - - " | 16,939 | 19,155 | 11,857 | 10,939 | 17,142 | 223,529 | 250,535 | 146,755 | 141,938 | 599,691 |
| Myrobalans - - - - - " | 1,658,895 | 1,233,661 | 1,397,755 | 1,236,394 | 1,164,261 | 465,097 | 333,520 | 414,280 | 379,626 | 350,450 |
| Safflower - - - - - " | 4,135 | 4,288 | 4,250 | 3,963 | 2,867 | 6,174 | 6,044 | 4,273 | 3,966 | 2,792 |
| Turmeric - - - - - " | 71,847 | 92,307 | 98,843 | 113,027 | 64,148 | 57,352 | 84,959 | 86,370 | 87,450 | 43,894 |
| Other sorts - - - - - " | 32,460 | 33,243 | 33,693 | 42,117 | 25,000 | 12,031 | 12,199 | 14,070 | 18,384 | 11,366 |
| Total Dyeing and Tanning Substances - - - - - } | 1,875,323 | 1,463,661 | 1,614,149 | 1,467,319 | 1,335,459 | 875,624 | 773,790 | 736,847 | 693,526 | 1,078,037 |
| Earthenware and Porcelain (excluding Pipes of Earthenware) | | | | | | | | | | |
| Feathers - - - - - Lb. | 19,458 | 16,800 | 20,974 | 28,640 | 11,501 | 2,761 | 2,619 | 2,221 | 2,258 | 2,936 |
| Fibre for Brushes and Broomst - - - - - Cwt. | 64,174 | 90,155 | 87,039 | 80,440 | 80,929 | 67,974 | 95,558 | 93,648 | 89,097 | 103,991 |
| Fireworks - - - - - " | — | — | — | — | — | 11 | 3 | 0 | 18 | 7 |
| Fish (excluding Canned Fish): | | | | | | | | | | |
| Fish, dry, unsalted - Cwt. | 58,938 | 65,146 | 43,011 | 54,982 | 46,057 | 36,578 | 40,294 | 29,290 | 40,492 | 35,288 |
| " " salted - - - - - " | 195,727 | 193,355 | 191,186 | 184,660 | 187,934 | 145,490 | 147,703 | 147,396 | 141,154 | 119,316 |
| Fishmaws and Shark-fins - - - - - " | 11,306 | 8,634 | 8,317 | 9,394 | 9,146 | 95,209 | 75,894 | 73,457 | 77,583 | 71,872 |
| Fish, wet, salted (ngapt) - - - - - " | 868 | 1,862 | 1,035 | 3,416 | 14,503 | 342 | 927 | 542 | 2,365 | 9,370 |
| Total Fish - - - - - " | 266,839 | 268,997 | 243,499 | 252,402 | 207,640 | 277,619 | 264,818 | 250,685 | 261,584 | 235,846 |
| Fodder, Bran, and Pollards, (excluding Oilcake): | | | | | | | | | | |
| Bran and Pollards† - Tons | 188,939 | 233,237 | 228,971 | 221,994 | 194,588 | 454,049 | 629,428 | 699,015 | 478,780 | 420,328 |
| Other sorts - - - - - Cwt. | 195,454 | 419,168 | 228,527 | 154,050 | 105,090 | 46,431 | 90,792 | 57,649 | 37,289 | 29,586 |
| Total Fodder, Bran, and Pollards - - - - - } | — | — | — | — | — | 500,480 | 720,220 | 756,664 | 516,069 | 449,914 |
| Fruits and Vegetables: | | | | | | | | | | |
| Fresh Fruits and Vegetables: | | | | | | | | | | |
| Fresh Fruits: | | | | | | | | | | |
| Coconuts - - - - - No. | 593,021 | 464,165 | 531,684 | 344,111 | 272,322 | 1,780 | 1,404 | 1,858 | 1,517 | 948 |
| Other sorts - - - - - " | — | — | — | — | — | 3,386 | 3,816 | 4,485 | 5,349 | 5,027 |
| Fresh Vegetables, of all kinds | — | — | — | — | — | 146,214 | 154,808 | 181,550 | 192,766 | 189,263 |
| Fruits and Vegetables, dried, salted, or preserved - - - - - Cwt. | 225,335 | 266,732 | 216,786 | 233,734 | 190,054 | 126,854 | 157,210 | 180,733 | 213,130 | 147,384 |
| Total Fruits and Vegetables - - - - - } | — | — | — | — | — | 278,234 | 317,238 | 318,626 | 412,762 | 342,622 |
| Furniture and Cabinet-ware - - - - - " | — | — | — | — | — | 24,605 | 36,856 | 31,078 | 28,310 | 17,945 |
| Glass and Glass-ware - - - - - " | — | — | — | — | — | 7,910 | 10,433 | 11,455 | 10,520 | 4,614 |
| Grain, Pulse, and Flour: | | | | | | | | | | |
| Barley - - - - - Cwt. | 266,914 | 5,848,560 | 12,303,532 | 8,808,006 | 586,334 | 68,984 | 1,497,885 | 3,705,451 | 1,043,799 | 174,548 |
| Gram - - - - - " | 909,012 | 6,934,840 | 2,898,384 | 1,391,934 | 465,968 | 231,575 | 1,831,759 | 794,120 | 415,104 | 156,195 |
| Jawar and Bajra - - - - - " | 519,054 | 446,158 | 637,829 | 1,685,884 | 2,104,125 | 124,377 | 127,563 | 218,514 | 578,164 | 743,441 |
| Maize* - - - - - " | — | — | 530,618 | 57,613 | 28,570 | — | — | 136,861 | 13,969 | 8,191 |
| Oats - - - - - " | 5,096 | 15,682 | 19,245 | 9,394 | 13,404 | — | 4,340 | 6,272 | 3,391 | 5,580 |
| Pulse - - - - - " | 2,485,654 | 5,518,185 | 4,061,200 | 2,292,565 | 1,762,305 | 674,520 | 1,346,281 | 1,118,910 | 711,009 | 676,143 |
| Rice in the husk - - - - - " | 693,894 | 1,105,268 | 938,685 | 609,727 | 471,770 | 141,090 | 242,600 | 225,165 | 138,035 | 99,518 |
| " not in the husk - - - - - " | 47,302,837 | 51,372,159 | 54,324,402 | 48,397,253 | 80,765,798 | 15,346,685 | 19,124,081 | 21,478,765 | 17,599,532 | 11,339,322 |
| Rice-flour - - - - - " | 5,859 | 2,788 | 3,126 | 3,188 | 1,808 | 2,362 | 1,215 | 1,451 | 1,405 | 836 |
| Wheat - - - - - " | 25,323,017 | 27,223,324 | 33,208,742 | 24,044,105 | 14,127,655 | 8,638,820 | 8,898,972 | 11,795,816 | 8,755,571 | 5,546,944 |
| Wheat-flour - - - - - " | 805,037 | 1,030,915 | 1,370,401 | 1,588,245 | 1,079,708 | 420,978 | 530,850 | 717,795 | 834,068 | 611,922 |
| Other sorts - - - - - " | 323,676 | 2,902,225 | 5,475 | 6,653 | 10,202 | 65,842 | 700,815 | 1,969 | 2,182 | 3,406 |
| Total Grain, Pulse, and Flour - - - - - } | 78,640,050 | 102,400,104 | 110,296,839 | 83,894,587 | 51,417,647 | 25,716,844 | 34,306,361 | 40,201,109 | 30,094,279 | 19,366,046 |
| Gums and Resins: | | | | | | | | | | |
| Arabic - - - - - Cwt. | 45,794 | 47,681 | 34,487 | 44,691 | 20,753 | 57,845 | 68,829 | 50,782 | 62,485 | 25,774 |
| Benjamin - - - - - " | 91 | 95 | 118 | 238 | 181 | 155 | 211 | 287 | 503 | 279 |
| Olibanum or frankincense - - - - - " | 225 | 84 | 785 | 778 | 62 | 345 | 81 | 1,078 | 1,339 | 50 |
| Rosin - - - - - " | 29 | 82 | 56 | 77 | 23 | 19 | 85 | 46 | 80 | 22 |
| Other sorts - - - - - " | 1,070 | 1,148 | 1,339 | 1,289 | 8,137 | 1,030 | 1,118 | 2,376 | 1,683 | 12,515 |
| Total Gums and Resins - - - - - } | 47,199 | 49,090 | 36,785 | 47,078 | 29,156 | 59,394 | 70,324 | 54,519 | 66,080 | 33,640 |

* Separately recorded from April 1912.

† Separately recorded from August 1910.

‡ Figures prior to 1912-13 represent Rice Bran only.

Total Exports of Articles of Indian Produce and Manufacture—continued.

| ARTICLES. | QUANTITIES. | | | | | VALUE. | | | | |
|--|-------------|------------|------------|------------|------------|-----------|-----------|-----------|-----------|-----------|
| | 1910-11. | 1911-12. | 1912-13. | 1913-14. | 1914-15. | 1910-11. | 1911-12. | 1912-13. | 1913-14. | 1914-15. |
| Hardware and Cutlery (including plated ware) - | — | — | — | — | — | £ 28,662 | £ 35,019 | £ 40,307 | £ 46,764 | £ 19,780 |
| Hides and Skins, Raw: | | | | | | | | | | |
| Hides: | | | | | | | | | | |
| Buffalo* { = Cwt. } — { 945,087 } 945,864 } 211,745 } — { 1,266,071 } 1,469,113 } 921,908 | — | — | 945,087 | 945,864 | 211,745 | — | — | 1,266,071 | 1,469,113 | 921,908 |
| { = No. } { 2,055,678 } 1,967,018 } 1,213,113 } | — | — | 2,055,678 | 1,967,018 | 1,213,113 | — | — | — | — | — |
| Cow* { = Cwt. } — { 831,200 } 743,037 } 490,513 } | — | — | 831,200 | 743,037 | 490,513 | — | — | 3,969,754 | 3,937,007 | 2,477,563 |
| { = No. } { 10,277,900 } 8,967,518 } 5,947,080 } | — | — | 10,277,900 | 8,967,518 | 5,947,080 | — | — | — | — | — |
| Calf Skins* { = Cwt. } — { 23,640 } 26,116 } 21,153 } | — | — | 23,640 | 26,116 | 21,153 | — | — | 129,653 | 123,039 | 99,101 |
| { = No. } { 1,099,200 } 809,550 } 589,433 } | — | — | 1,099,200 | 809,550 | 589,433 | — | — | — | — | — |
| Other Hides* { = Cwt. } — { 3,173 } 730 } 510 } | — | — | 3,173 | 730 | 510 | — | — | 9,930 | 2,479 | 1,986 |
| { = No. } { 18,045 } 5,200 } 5,247 } | — | — | 18,045 | 5,200 | 5,247 | — | — | — | — | — |
| Total Hides, Raw { = Cwt. } 852,066 } 944,917 } 1,209,049 } 1,115,747 } 713,926 } 3,597,835 } 3,985,302 } 5,372,407 } 5,530,638 } 3,500,093 | 852,066 | 944,917 | 1,209,049 | 1,115,747 | 713,926 | 3,597,835 | 3,985,302 | 5,372,407 | 5,530,638 | 3,500,093 |
| { = No. } 10,073,384 } 10,906,002 } 18,450,913 } 11,749,286 } 7,754,873 } | 10,073,384 | 10,906,002 | 18,450,913 | 11,749,286 | 7,754,873 | — | — | — | — | — |
| Skins: | | | | | | | | | | |
| Goat Skins { = Cwt. } 508,953 } 481,307 } 520,954 } 453,356 } 392,060 } 2,321,104 } 2,082,156 } 2,278,616 } 2,083,132 } 1,501,018 | 508,953 | 481,307 | 520,954 | 453,356 | 392,060 | 2,321,104 | 2,082,156 | 2,278,616 | 2,083,132 | 1,501,018 |
| { = No. } 20,829,912 } 20,362,934 } 21,716,896 } 19,690,958 } 16,409,829 } | 20,829,912 | 20,362,934 | 21,716,896 | 19,690,958 | 16,409,829 | — | — | — | — | — |
| Sheep Skins { = Cwt. } 23,496 } 23,330 } 31,668 } 33,067 } 26,295 } | 23,496 | 23,330 | 31,668 | 33,067 | 26,295 | 95,987 | 126,821 | 153,285 | 173,099 | 132,353 |
| { = No. } 1,700,634 } 2,083,307 } 2,297,499 } 2,373,122 } 1,956,966 } | 1,700,634 | 2,083,307 | 2,297,499 | 2,373,122 | 1,956,966 | — | — | — | — | — |
| Other Skins { = Cwt. } 17,433 } 23,609 } 2,649 } 140 } 93 } | 17,433 | 23,609 | 2,649 | 140 | 93 | 81,205 | 101,439 | 13,675 | 1,119 | 2,21 |
| { = No. } 794,459 } 1,076,343 } 131,582 } 5,796 } 10,139 } | 794,459 | 1,076,343 | 131,582 | 5,796 | 10,139 | — | — | — | — | — |
| Total Skins, Raw { = Cwt. } 549,882 } 533,246 } 555,271 } 486,563 } 408,448 } 2,808,296 } 2,310,416 } 2,447,576 } 2,200,244 } 1,603,583 | 549,882 | 533,246 | 555,271 | 486,563 | 408,448 | 2,808,296 | 2,310,416 | 2,447,576 | 2,200,244 | 1,603,583 |
| { = No. } 23,325,005 } 23,524,584 } 24,145,977 } 22,069,876 } 18,376,954 } | 23,325,005 | 23,524,584 | 24,145,977 | 22,069,876 | 18,376,954 | — | — | — | — | — |
| Total Hides and Skins, Raw (excluding cuttings of hides and skins, raw) { = Cwt. } 1,401,948 } 1,478,163 } 1,764,320 } 1,602,310 } 1,122,374 } 5,996,131 } 6,295,718 } 7,810,983 } 7,700,882 } 5,106,976 | 1,401,948 | 1,478,163 | 1,764,320 | 1,602,310 | 1,122,374 | 5,996,131 | 6,295,718 | 7,810,983 | 7,700,882 | 5,106,976 |
| { = No. } 33,396,389 } 34,430,586 } 37,596,890 } 33,819,162 } 26,131,627 } | 33,396,389 | 34,430,586 | 37,596,890 | 33,819,162 | 26,131,627 | — | — | — | — | — |
| Cuttings of Hides and Skins, Raw* - Cwt. — — 32,859 29,488 17,236 — — 25,501 24,304 15,440 | — | — | 32,859 | 29,488 | 17,236 | — | — | 25,501 | 24,304 | 15,440 |
| Total Hides and Skins, Raw } " 1,401,948 1,478,163 1,797,179 1,631,798 1,139,610 5,996,131 6,295,718 7,845,484 7,815,276 5,211,710 | 1,401,948 | 1,478,163 | 1,797,179 | 1,631,798 | 1,139,610 | 5,996,131 | 6,295,718 | 7,845,484 | 7,815,276 | 5,211,710 |
| Horns, Tips and Pieces of Horn and Hornmeal Cwt. 84,874 85,147 100,757 79,819 48,729 156,336 144,206 164,140 100,013 57,701 | 84,874 | 85,147 | 100,757 | 79,819 | 48,729 | 156,336 | 144,206 | 164,140 | 100,013 | 57,701 |
| Instruments, Apparatus, and Appliances, and parts thereof: | | | | | | | | | | |
| Musical — — — — — 2,311 4,394 4,816 3,750 4,206 | — | — | — | — | — | 2,311 | 4,394 | 4,816 | 3,750 | 4,206 |
| Other kinds — — — — — 750 2,132 481 583 45 | — | — | — | — | — | 750 | 2,132 | 481 | 583 | 45 |
| Total Instruments — — — — — 3,061 6,466 5,287 4,333 4,251 | — | — | — | — | — | 3,061 | 6,466 | 5,287 | 4,333 | 4,251 |
| Ivory: | | | | | | | | | | |
| Unmanufactured - - - Lb. 2,217 2,391 3,652 7,813 2,114 1,033 635 1,550 3,946 651 | 2,217 | 2,391 | 3,652 | 7,813 | 2,114 | 1,033 | 635 | 1,550 | 3,946 | 651 |
| Manufactured - - - - - 136 118 55 652 145 | — | — | — | — | — | 136 | 118 | 55 | 652 | 145 |
| Total Ivory — — — — — 1,169 753 1,614 4,598 1,040 | — | — | — | — | — | 1,169 | 753 | 1,614 | 4,598 | 1,040 |
| Jade-stone - - - Cwt. 2,737 994 1,754 2,864 4,194 57,997 19,097 15,870 26,037 54,872 | 2,737 | 994 | 1,754 | 2,864 | 4,194 | 57,997 | 19,097 | 15,870 | 26,037 | 54,872 |
| Jewellery (excluding Imitation Jewellery and Precious Stones and Pearls, unset), also Plate of Gold and Silver: | | | | | | | | | | |
| Jewellery — — — — — 3,564 95,444 2,475 8,129 1,478 | — | — | — | — | — | 3,564 | 95,444 | 2,475 | 8,129 | 1,478 |
| Plate of Gold and Silver — — — — — 5,116 5,643 7,877 5,751 4,074 | — | — | — | — | — | 5,116 | 5,643 | 7,877 | 5,751 | 4,074 |
| Total Jewellery — — — — — 8,680 101,087 10,352 13,880 5,552 | — | — | — | — | — | 8,680 | 101,087 | 10,352 | 13,880 | 5,552 |
| Lac: | | | | | | | | | | |
| Button - - - - - Cwt. 31,278 29,684 41,498 21,865 25,528 105,814 103,821 145,741 87,140 83,136 | 31,278 | 29,684 | 41,498 | 21,865 | 25,528 | 105,814 | 103,821 | 145,741 | 87,140 | 83,136 |
| Seed - - - - - " 5,376 9,673 15,332 17,097 12,300 20,443 30,751 46,332 58,975 29,338 | 5,376 | 9,673 | 15,332 | 17,097 | 12,300 | 20,443 | 30,751 | 46,332 | 58,975 | 29,338 |
| Shell - - - - - " 357,940 351,175 336,176 275,357 307,845 1,236,151 1,187,414 1,178,750 1,131,876 940,980 | 357,940 | 351,175 | 336,176 | 275,357 | 307,845 | 1,236,151 | 1,187,414 | 1,178,750 | 1,131,876 | 940,980 |
| Stick - - - - - " 1,246 1,596 16,623 1,196 1,129 2,898 4,146 25,603 3,449 2,713 | 1,246 | 1,596 | 16,623 | 1,196 | 1,129 | 2,898 | 4,146 | 25,603 | 3,449 | 2,713 |
| Other kinds (except Lac dye) - - - " 25,788 35,878 18,529 23,646 19,892 13,266 16,562 12,455 29,095 14,320 | 25,788 | 35,878 | 18,529 | 23,646 | 19,892 | 13,266 | 16,562 | 12,455 | 29,095 | 14,320 |
| Total Lac - - - " 421,628 428,006 428,168 339,161 366,692 1,428,572 1,342,694 1,408,681 1,310,535 1,070,496 | 421,628 | 428,006 | 428,168 | 339,161 | 366,692 | 1,428,572 | 1,342,694 | 1,408,681 | 1,310,535 | 1,070,496 |
| Lacquered Ware - - - - - 226 403 497 102 251 | — | — | — | — | — | 226 | 403 | 497 | 102 | 251 |
| Leather: | | | | | | | | | | |
| Hides, tanned or dressed: | | | | | | | | | | |
| Buffalo Hides* { = Cwt. } — { 17,004 } 15,545 } 25,261 } — { 78,612 } 75,127 } 157,520 | — | — | 17,004 | 15,545 | 25,261 | — | — | 78,612 | 75,127 | 157,520 |
| { = No. } { 163,119 } 160,604 } 263,040 } | — | — | 163,119 | 160,604 | 263,040 | — | — | — | — | — |
| Cow Hides* { = Cwt. } — { 215,429 } 158,393 } 191,565 } — { 1,278,000 } 982,654 } 1,447,126 | — | — | 215,429 | 158,393 | 191,565 | — | — | 1,278,000 | 982,654 | 1,447,126 |
| { = No. } { 2,936,440 } 2,006,857 } 2,490,225 } | — | — | 2,936,440 | 2,006,857 | 2,490,225 | — | — | — | — | — |
| Other Hides* { = Cwt. } — { 830 } 100 } 194 } — { 6,666 } 794 } 2,008 | — | — | 830 | 100 | 194 | — | — | 6,666 | 794 | 2,008 |
| { = No. } { 40,806 } 2,896 } 10,452 } | — | — | 40,806 | 2,896 | 10,452 | — | — | — | — | — |
| Total Hides tanned or dressed { = Cwt. } 151,329 } 176,359 } 233,263 } 174,028 } 217,020 } 849,331 } 988,665 } 1,363,278 } 1,058,575 } 1,606,649 | 151,329 | 176,359 | 233,263 | 174,028 | 217,020 | 849,331 | 988,665 | 1,363,278 | 1,058,575 | 1,606,649 |
| { = No. } 1,742,612 } 2,342,487 } 3,145,367 } 2,170,357 } 2,753,717 } | 1,742,612 | 2,342,487 | 3,145,367 | 2,170,357 | 2,753,717 | — | — | — | — | — |

* Separately recorded from April 1912.

Total Exports of Articles of Indian Produce and Manufacture—continued.

| ARTICLES. | QUANTITIES. | | | | | VALUE. | | | | |
|---|-------------|----------|----------|----------|----------|------------------|------------------|------------------|------------------|------------------|
| | 1910-11. | 1911-12. | 1912-13. | 1913-14. | 1914-15. | 1910-11. | 1911-12. | 1912-13. | 1913-14. | 1914-15. |
| Leather—continued. | | | | | | | | | | |
| Skins, tanned or dressed: | | | | | | £ | £ | £ | £ | £ |
| Goat Skins - { = Cwt. 75,572 83,665 61,741 74,126 61,288 } { = No. 8,380,804 9,253,034 6,996,694 8,575,249 7,407,944 } | | | | | | 1,066,732 | 1,168,938 | 871,905 | 1,073,767 | 882,965 |
| Sheep Skins - { = Cwt. 62,792 62,061 60,355 49,652 45,978 } { = No. 9,422,400 9,635,879 9,701,682 8,119,205 7,512,804 } | | | | | | 785,100 | 785,715 | 776,893 | 639,000 | 588,965 |
| Other Skins - { = Cwt. 4,036 7,580 8,311 6,815 10,139 } { = No. 230,807 497,205 505,421 437,916 736,656 } | | | | | | 25,906 | 46,618 | 56,257 | 45,824 | 80,339 |
| Total Skins, dressed or tanned - { = Cwt. 142,400 153,326 130,407 130,598 117,405 } { = No. 18,034,011 19,386,118 17,208,797 17,132,370 15,657,404 } | | | | | | 1,877,738 | 2,001,271 | 1,705,055 | 1,758,591 | 1,552,269 |
| Total Hides and Skins, tanned or dressed - { = Cwt. 293,729 329,685 363,670 304,621 334,425 } { = No. 19,776,623 21,728,605 20,349,164 19,302,727 18,411,121 } | | | | | | 2,727,069 | 2,989,936 | 3,068,333 | 2,817,166 | 3,158,918 |
| Unwrought Manufactures (excluding Boots and Shoes): | | | | | | | | | | |
| Saddlery and Harness - Cwt. 513 727 776 1,189 1,301 | | | | | | 7,744 | 8,181 | 9,697 | 12,487 | 10,675 |
| Other sorts - " - - - - - | | | | | | 5,474 1,927 | 1,418 6,588 | 1,622 2,846 | 1,100 2,708 | 1,963 1,503 |
| Total Leather - - - - - | | | | | | 2,742,214 | 3,006,123 | 3,082,498 | 2,833,461 | 3,173,059 |
| Liquor (mainly Spirit) - Gals. 217,533 94,402 125,090 35,960 842 | | | | | | 8,517 | 4,282 | 5,730 | 1,722 | 68 |
| Machinery and Millwork - - - - - | | | | | | 1,869 | 3,185 | 771 | 1,271 | 1,102 |
| Manures: | | | | | | | | | | |
| Bones - Tons 83,682 88,963 110,221 105,418 63,975 | | | | | | 361,694 | 410,623 | 525,739 | 522,233 | 319,553 |
| Fish Manure and Guano - " 16,609 18,623 21,408 16,294 6,724 | | | | | | 53,118 | 62,150 | 69,414 | 64,044 | 28,975 |
| Other kinds - " 3,852 4,306 8,338 5,736 3,903 | | | | | | 27,000 | 30,629 | 50,890 | 43,593 | 29,257 |
| Total Manures - - - - - | | | | | | 441,812 | 503,402 | 646,043 | 629,870 | 377,785 |
| Mats and Matting (except Coir and Rubber) - Sq. Yds. 397,620 378,849 370,986 572,978 595,778 | | | | | | 2,440 | 2,724 | 3,121 | 2,282 | 1,938 |
| Metals and Ores: | | | | | | | | | | |
| Brass, Bronze, and similar Amalgams (mainly Wrought) - Cwt. 2,440 3,015 3,071 2,534 1,881 | | | | | | 15,202 | 20,308 | 20,559 | 15,188 | 10,966 |
| Chromite (Chrome Iron Ore) - Tons 2,149 3,470 3,857 3,593 3,664 | | | | | | 7,004 | 8,441 | 10,258 | 9,205 | 12,404 |
| Copper: Ore - - - - - 25 580 438 591 559 | | | | | | 50 | 4,657 | 4,061 | 4,753 | 5,089 |
| Old, for re-manufacture Unwrought - Cwt. 0 6 531 89 18 | | | | | | 0 | 22 | 1,526 | 246 | 61 |
| Wrought (Sheets and other Manufactures) - " 0 0 0 1,173 0 | | | | | | 0 | 0 | 0 | 1,167 | 0 |
| Total Copper (excluding Ore) - - - - - | | | | | | 2,410 | 5,119 | 19,466 | 21,242 | 10,282 |
| Total Copper (including Ore) - - - - - | | | | | | 2,410 | 5,125 | 20,992 | 22,655 | 10,343 |
| Iron or Steel: | | | | | | | | | | |
| Ore - Tons 0 0 14 1,990 1 | | | | | | 0 | 2 | 48 | 2,038 | 7 |
| Pig - " 6,809 18,601 92,614 82,592 52,055 | | | | | | 22,702 | 60,566 | 318,792 | 282,418 | 182,613 |
| Manufactures: | | | | | | | | | | |
| Anchors and Cables - " 92 125 111 100 38 | | | | | | 1,255 | 1,614 | 1,457 | 1,463 | 568 |
| Angle, Bolt, and Rod - " 2 5 0 0 0 | | | | | | 36 | 72 | 0 | 2 | 6 |
| Bars and Channel - " 32 42 97 124 17 | | | | | | 339 | 376 | 892 | 978 | 157 |
| Hoops and Strips - " 3 6 2 3 20 | | | | | | 5 | 55 | 14 | 23 | 265 |
| Nails, Screws, Rivets, and Washers - " 222 279 291 319 170 | | | | | | 3,615 | 4,521 | 5,252 | 5,477 | 2,948 |
| Old for re-manufacture - " 5,332 4,917 10,255 1,435 298 | | | | | | 7,935 | 8,399 | 16,447 | 3,787 | 705 |
| Pipes and Fittings, cast - " 148 26 17 29 2 | | | | | | 1,180 | 179 | 144 | 366 | 25 |
| Sheets and Plates (including galvanised and tinned plates) - " 5 23 20 34 6 | | | | | | 82 | 248 | 271 | 258 | 135 |
| Other manufactures of iron or steel - " 219 264 803 219 194 | | | | | | 3,536 | 4,154 | 7,831 | 4,160 | 2,814 |
| Total Iron or Steel (excluding Ore) - - - - - | | | | | | 12,364 | 24,238 | 346,100 | 298,932 | 190,236 |
| Lead: | | | | | | | | | | |
| Pig - Cwt. 265,430 203,552 146,228 68,639 130,186 | | | | | | 189,736 | 190,440 | 124,287 | 58,658 | 115,062 |
| Other sorts - " 111 233 4,971 1,223 179 | | | | | | 108 | 134 | 667 | 651 | 148 |
| Total Lead - - - - - | | | | | | 265,541 | 203,785 | 124,934 | 59,309 | 115,210 |
| Manganese Ore - Tons 572,979 536,077 708,081 718,049 440,590 | | | | | | 612,653 | 576,692 | 702,608 | 808,763 | 502,019 |

Total Exports of Articles of Indian Produce and Manufacture—continued.

| ARTICLES. | QUANTITIES. | | | | | VALUR. | | | | |
|---|-------------|------------|------------|------------|------------|-----------|-----------|-----------|-----------|-----------|
| | 1910-11. | 1911-12. | 1912-13. | 1913-14. | 1914-15. | 1910-11. | 1911-12. | 1912-13. | 1913-14. | 1914-15. |
| Metals—continued. | | | | | | | | | | |
| Tin: | | | | | | | | | | |
| Ore - - - Tons | 120 | 134 | 214 | 210 | 115 | £ 10,369 | £ 13,198 | £ 20,927 | £ 24,373 | £ 12,034 |
| Unwrought (blocks, ingots, bars, and slabs) - - - Cwt. | 33 | 15 | 254 | 12 | 0 | 251 | 147 | 84 | 115 | 0 |
| Wrought (including plates or sheets, not being tinned iron) - - " | 0 | 0 | 0 | 928 | 415 | 0 | 0 | 0 | 109 | 81 |
| Total Tin (excluding Ore) - - " | 33 | 15 | 254 | 940 | 415 | 251 | 147 | 84 | 224 | 81 |
| Zinc or Spelter, all sorts - - - " | 2,001 | 222 | 2,402 | 153,204 | 98,176 | 690 | 96 | 002 | 31,700 | 23,009 |
| Metals, Unenumerated - - " | 10,500 | 33,985 | 808 | 580 | 411 | 45,841 | 130,335 | 5,450 | 4,123 | 3,030 |
| Ores, Unenumerated* - Tons | — | — | 1,766 | 1,937 | 4,823 | — | — | 161,954 | 181,575 | 170,346 |
| Total Metals and Ores - - - " | 602,283 | 576,856 | 826,672 | 822,827 | 513,705 | 934,915 | 1,049,531 | 1,478,007 | 1,402,904 | 1,004,743 |
| Mica - - - Cwt. | 42,593 | 48,871 | 66,574 | 53,891 | 32,972 | 188,963 | 207,778 | 341,340 | 302,504 | 101,000 |
| Oils: | | | | | | | | | | |
| Animal - - - Gals. | 74,126 | 123,429 | 68,735 | 368,368 | 223,462 | 3,530 | 5,430 | 3,209 | 14,708 | 8,188 |
| Essential: | 34,594 | 41,964 | — | — | — | 64,007 | 82,599 | — | — | — |
| Lemongrass Oil* - - " | — | — | 32,262 | 47,522 | 27,796 | — | — | 47,416 | 67,955 | 37,914 |
| Other sorts* - - " | — | — | 23,221 | 24,618 | 9,958 | — | — | 44,339 | 40,037 | 10,002 |
| Mineral: | | | | | | | | | | |
| Kerosene - - - " | 401,187 | 430 | 420 | 3 | 1,336 | 13,331 | 21 | 14 | 0 | 40 |
| Benzine, Benzol, Petrol, and other Motor Spirits† - - - " | — | — | — | — | 21,588,245 | — | — | — | — | 130,819 |
| Other sorts - - - " | 2,183,417 | 14,819,189 | 21,497,464 | 22,306,692 | 4,610,144 | 18,153 | 92,929 | 137,533 | 142,732 | 33,208 |
| Vegetable, non-Essential: | | | | | | | | | | |
| Castor - - - " | 1,203,007 | 1,404,408 | 954,495 | 1,007,001 | 898,269 | 112,697 | 131,221 | 90,296 | 92,504 | 89,550 |
| Cocconut - - - " | 1,934,608 | 2,165,103 | 969,494 | 1,091,477 | 1,824,539 | 232,643 | 270,812 | 120,021 | 155,079 | 240,200 |
| Cotton Seed* - - - " | — | — | 2,324 | 2,507 | 12,471 | — | — | 318 | 347 | 1,050 |
| Groundnut - - - " | 160,167 | 179,736 | 227,053 | 238,190 | 223,343 | 16,585 | 18,958 | 23,137 | 30,013 | 22,007 |
| Linseed - - - " | 316,111 | 249,975 | 106,867 | 102,330 | 182,796 | 42,594 | 40,066 | 20,823 | 17,403 | 27,830 |
| Mustard or Rape - - - " | 363,306 | 364,228 | 414,217 | 407,178 | 413,189 | 40,108 | 43,707 | 51,554 | 48,024 | 40,534 |
| Niger Seed - - - " | 0 | 9 | 0 | 0 | 0 | 0 | 1 | 0 | 0 | 0 |
| Sesamum (Til or Jinjili) - - - " | 189,269 | 166,847 | 149,651 | 208,053 | 188,553 | 23,374 | 20,746 | 20,355 | 28,000 | 25,402 |
| Other sorts - - - " | 71,053 | 74,442 | 43,439 | 135,321 | 91,530 | 5,407 | 6,595 | 3,042 | 12,900 | 9,200 |
| Total Vegetable (non-essential) Oils } - - - " | 4,237,521 | 4,604,743 | 2,867,540 | 3,242,087 | 3,784,710 | 473,468 | 542,006 | 839,435 | 835,653 | 400,000 |
| Total Oils - - - " | 6,930,845 | 19,589,805 | 24,489,692 | 25,991,315 | 30,245,651 | 572,530 | 722,935 | 571,945 | 657,085 | 701,357 |
| Oilcakes: | | | | | | | | | | |
| Castor Cake* - - - Cwt. | — | — | 140,179 | 98,041 | 78,946 | — | — | 26,438 | 19,785 | 13,830 |
| Cocconut Cake (Punac)* - - - " | — | — | 128,074 | 84,166 | 60,958 | — | — | 41,463 | 26,946 | 18,543 |
| Cotton Cake* - - - " | — | — | 140,120 | 208,575 | 137,067 | — | — | 35,778 | 48,167 | 31,630 |
| Groundnut Cake* - - - " | — | — | 1,247,925 | 1,240,533 | 1,287,491 | — | — | 265,365 | 261,971 | 261,475 |
| Linseed, Rape, and Sesamum Cake* - - - " | — | — | 1,439,991 | 1,789,777 | 1,024,710 | — | — | 422,235 | 542,837 | 345,411 |
| Others* - - - " | — | — | 139,414 | 85,180 | 149,442 | — | — | 30,033 | 20,934 | 38,291 |
| Total Oilcakes - - - " | 2,294,856 | 2,764,438 | 3,235,703 | 3,506,272 | 2,738,634 | 559,594 | 690,920 | 821,337 | 920,249 | 709,219 |
| Oil-Cloth and Floor-Cloth - - - Sq. Yds. | 14,029 | 6,042 | 8,435 | 12,142 | 6,606 | 856 | 518 | 654 | 679 | 706 |
| Opium - - - { Chests = Cwt. | 43,921 | 38,189 | 31,374 | 11,906 | 10,856 | 8,509,316 | 8,726,080 | 7,481,088 | 2,230,031 | 1,175,039 |
| 63,030 | 52,945 | 43,505 | 16,858 | 15,912 | — | — | — | — | — | — |
| Paints and Painter's Materials: | | | | | | | | | | |
| Paints and Colours: | | | | | | | | | | |
| Graphite - - - Cwt. | 34,784 | 29,015 | 36,331 | 10 | 0 | 16,234 | 13,535 | 16,628 | 5 | 0 |
| Other sorts - - - " | 8,266 | 6,895 | 9,827 | 970 | 537 | 4,375 | 4,803 | 5,605 | 2,204 | 1,000 |
| Painters' Materials - - - " | — | — | — | — | — | 11 | 159 | 90 | 11 | 95 |
| Total Paints and Colours - - - " | — | — | — | — | — | 20,620 | 18,497 | 22,333 | 2,280 | 1,191 |
| Paper and Pasteboard - - - Cwt. | — | — | — | — | — | 133 | 206 | 203 | 161 | 631 |
| Paper-making materials - - - " | 4,394 | 763 | 842 | 928 | 44 | 629 | 240 | 254 | 375 | 16 |
| Paraffin Wax - - - " | 241,505 | 236,284 | 268,310 | 303,153 | 373,010 | 368,008 | 349,334 | 400,198 | 448,736 | 548,135 |
| Perfumery (not being perfumed Spirits) - - - " | — | — | — | — | — | 18,187 | 19,270 | 14,121 | 8,520 | 5,704 |
| Plants, living, including Bulbs - - - " | — | — | — | — | — | 4,235 | 4,473 | 2,484 | 2,519 | 726 |
| Precious Stones and Pearls, unset - - - " | — | — | — | — | — | 3,202 | 3,439 | 3,061 | 3,390 | 1,316 |
| Printing and Lithographing materials (excluding Paper) - - - " | — | — | — | — | — | 1,274 | 535 | 184 | 270 | 412 |
| Provisions and Oilman's Stores: | | | | | | | | | | |
| Biche de mer - - - Lb. | 30,026 | 40,796 | 22,599 | 40,202 | 20,601 | 394 | 380 | 172 | 310 | 148 |
| Butter - - - " | 468,310 | 493,377 | 589,762 | 702,318 | 551,234 | 23,722 | 25,264 | 31,144 | 38,066 | 29,000 |
| Cheese - - - " | 3,796 | 7,301 | 4,540 | 3,004 | 3,272 | 145 | 248 | 270 | 126 | 123 |
| Ghi - - - " | 5,284,127 | 5,173,676 | 5,188,314 | 5,568,809 | 4,939,669 | 186,230 | 192,319 | 205,633 | 232,945 | 193,831 |
| Lard - - - " | 16,425 | 36,272 | 26,933 | 30,344 | 25,940 | 333 | 733 | 543 | 617 | 555 |
| Pickles, chutnies, and condiments - - - Cwt. | 25,199 | 30,585 | 29,273 | 29,392 | 24,425 | 49,244 | 55,633 | 53,837 | 52,638 | 43,202 |
| Other sorts of provisions - - - " | 15,885 | 21,580 | 23,016 | 25,809 | 25,619 | 17,641 | 26,696 | 28,540 | 37,267 | 35,616 |
| Total Provisions and Oilman's Stores - - - " | — | — | — | — | — | 277,759 | 301,275 | 320,069 | 362,939 | 303,195 |

* Separately recorded from April 1912.

† Separately recorded from April 1914.

Total Exports of Articles of Indian Produce and Manufacture—continued.

| ARTICLES. | QUANTITIES. | | | | | VALUE. | | | | |
|---|-------------|-------------|-------------|-------------|-------------|------------|------------|------------|------------|------------|
| | 1910-11. | 1911-12. | 1912-13. | 1913-14. | 1914-15. | 1910-11. | 1911-12. | 1912-13. | 1913-14. | 1914-15. |
| Railway Plant and Rolling Stock | — | — | — | — | — | £ 4,864 | £ 6,100 | £ 7,704 | £ 10,837 | £ 8,605 |
| Rubber, Raw - Cwt. | 3,885 | 8,951 | 14,627 | 23,284 | 32,825 | 106,450 | 230,903 | 394,260 | 524,488 | 622,015 |
| Manufactures - Tons | — | — | — | — | — | 1,024 | 2,742 | 4,342 | 11,739 | 313 |
| Salt | 4,411 | 4,741 | 3,864 | 1,478 | 2,846 | 1,860 | 2,346 | 1,704 | 658 | 1,496 |
| Seeds: | | | | | | | | | | |
| Essential: | | | | | | | | | | |
| Ajama - Cwt. | 2,478 | 2,115 | 2,371 | 4,507 | 2,609 | 1,457 | 1,349 | 1,962 | 2,953 | 2,046 |
| Ajwan - " | 12,796 | 15,515 | 21,650 | 9,784 | 7,368 | 3,894 | 4,583 | 6,135 | 2,983 | 2,736 |
| Aniseed - " | 922 | 1,579 | 2,478 | 1,129 | 835 | 735 | 1,354 | 1,978 | 931 | 977 |
| Assalia - " | 494 | 559 | 295 | 505 | 170 | 393 | 408 | 266 | 418 | 133 |
| Coriander - " | 83,379 | 89,688 | 84,587 | 95,533 | 84,058 | 72,005 | 58,694 | 35,477 | 39,099 | 46,327 |
| Cummin (other than Black) - " | 26,569 | 25,330 | 20,130 | 19,026 | 13,554 | 42,596 | 39,983 | 30,682 | 29,388 | 25,698 |
| Cummin, Black - " | 1,521 | 1,305 | 1,738 | 1,813 | 1,411 | 2,449 | 1,764 | 1,880 | 1,157 | 985 |
| Fennel - " | 14,124 | 23,398 | 23,507 | 15,256 | 4,223 | 10,391 | 18,428 | 18,367 | 11,948 | 3,446 |
| Fenugreek - " | 146,363 | 30,972 | 9,646 | 12,760 | 18,300 | 73,710 | 17,013 | 5,859 | 7,301 | 10,161 |
| Sawa or Dil - " | 18,540 | 8,486 | 1,920 | 2,090 | 1,945 | 8,712 | 4,026 | 1,294 | 1,489 | 1,351 |
| Other sorts - " | 70 | 163 | 810 | 147 | 39 | 64 | 113 | 331 | 192 | 43 |
| Total Seeds, Essential | 307,256 | 199,110 | 169,632 | 162,050 | 134,512 | 216,846 | 147,715 | 104,231 | 97,209 | 93,903 |
| Non-Essential: | | | | | | | | | | |
| Castor - " | 2,148,033 | 2,403,872 | 2,212,611 | 2,697,754 | 1,656,294 | 1,099,976 | 1,178,462 | 1,092,177 | 1,336,649 | 773,239 |
| Copra or coconut kernel - " | 449,627 | 637,523 | 686,993 | 763,832 | 636,911 | 526,135 | 759,658 | 858,865 | 1,039,826 | 821,923 |
| Cotton - " | 5,980,226 | 4,073,110 | 2,611,275 | 5,686,533 | 4,155,778 | 1,530,173 | 1,012,752 | 685,127 | 1,416,743 | 1,004,524 |
| Groundnuts - " | 3,690,136 | 3,822,583 | 4,867,011 | 5,558,140 | 2,766,448 | 2,036,393 | 2,120,424 | 2,694,520 | 3,254,246 | 1,515,608 |
| Linseed - " | 7,411,035 | 10,440,462 | 7,089,788 | 8,277,467 | 6,431,535 | 5,593,492 | 5,843,277 | 5,318,383 | 4,457,998 | 3,502,411 |
| Mowra or Mowra - " | 415,662 | 795,126 | 265,861 | 665,979 | 148,742 | 207,357 | 392,350 | 142,913 | 363,634 | 50,674 |
| Mustard - " | 79,359 | 88,646 | 73,058 | 102,085 | 51,058 | 71,585 | 77,180 | 60,580 | 70,724 | 40,400 |
| Niger - " | 214,188 | 202,116 | 113,634 | 82,146 | 46,603 | 105,072 | 102,650 | 57,843 | 42,926 | 22,154 |
| Poppy - " | 861,800 | 698,367 | 468,053 | 379,619 | 139,843 | 595,536 | 497,455 | 370,799 | 310,589 | 95,610 |
| Rape - " | 6,593,047 | 4,709,539 | 4,356,589 | 4,380,100 | 1,936,234 | 3,104,296 | 2,341,334 | 2,403,453 | 2,851,711 | 1,063,719 |
| Sesamum (Til or Jinjili) - " | 3,246,530 | 1,896,391 | 1,557,171 | 2,244,019 | 934,102 | 2,135,539 | 1,350,861 | 1,215,783 | 1,796,841 | 711,885 |
| Tea - " | 5,149 | 8,910 | 13,338 | 7,847 | 4,384 | 40,266 | 79,045 | 110,188 | 55,002 | 36,442 |
| Other sorts - " | 30,875 | 37,275 | 26,360 | 10,317 | 24,622 | 12,432 | 16,610 | 11,378 | 3,496 | 11,258 |
| Total Seeds Non-Essential | 31,125,617 | 29,314,420 | 24,341,792 | 31,455,838 | 18,934,554 | 17,058,252 | 18,572,168 | 15,022,009 | 17,000,385 | 9,669,897 |
| Other than Oilseeds* - " | — | — | 25,252 | 34,937 | 8,905 | — | — | 13,596 | 19,365 | 5,471 |
| Total Seeds - " | 31,432,873 | 30,013,830 | 24,536,676 | 31,652,825 | 19,077,971 | 17,275,098 | 18,719,889 | 15,139,836 | 17,116,959 | 9,769,271 |
| Shells and Cowries: | | | | | | | | | | |
| Cowries - Cwt. | 316 | 416 | 766 | 440 | 0 | 222 | 437 | 662 | 595 | 0 |
| Shells (Chanks, Sankhli, large ornamental Shells, Cowras, Mother-of-pearl Shells and Oyster Shells) - " | 5,419 | 4,366 | 4,297 | 6,237 | 3,503 | 15,481 | 15,115 | 16,966 | 22,865 | 12,482 |
| Tortoise Shell (including Nakhla or Nakh) - Lb. | 518 | 224 | 678 | 658 | 84 | 266 | 48 | 378 | 207 | 84 |
| Total Shells and Cowries | — | — | — | — | — | 15,969 | 15,600 | 18,006 | 23,667 | 12,566 |
| Ships, parts of (including Launches and Boats) - Cwt. | 237 | 498 | 362 | 432 | 586 | 1,248 | 1,565 | 2,546 | 5,527 | 234 |
| Soap - Cwt. | — | — | — | — | — | 177 | 370 | 313 | 290 | 292 |
| Specimens illustrative of Natural Science - " | — | — | — | — | — | 9,421 | 11,569 | 14,687 | 17,935 | 26,306 |
| Spices: | | | | | | | | | | |
| Betelnuts - Lb. | 402,907 | 421,496 | 465,515 | 439,886 | 482,160 | 6,916 | 7,005 | 7,861 | 8,224 | 10,111 |
| Cardamoms - " | 358,920 | 302,552 | 266,971 | 373,401 | 418,135 | 30,459 | 27,088 | 37,765 | 49,994 | 54,369 |
| Chillies - " | 11,429,001 | 15,233,983 | 15,087,570 | 16,103,085 | 16,013,482 | 130,014 | 147,545 | 139,739 | 184,220 | 173,516 |
| Cinnamon - " | 28,724 | 39,920 | 39,650 | 38,170 | 36,711 | 657 | 895 | 1,018 | 1,015 | 869 |
| Cloves - " | 12,240 | 21,022 | 12,907 | 9,186 | 13,969 | — | 295 | 595 | 231 | 358 |
| Ginger - " | 7,850,141 | 7,726,847 | 9,950,660 | 9,214,471 | 7,529,188 | 140,244 | 186,148 | 158,425 | 122,661 | 87,321 |
| Nutmegs - " | 112 | 804 | 4,065 | 955 | 612 | 2 | 27 | 71 | 17 | 20 |
| Pepper - " | 12,737,524 | 14,455,456 | 12,569,644 | 13,879,964 | 15,985,054 | 223,685 | 237,034 | 271,948 | 289,943 | 309,241 |
| Other sorts - " | 163,263 | 180,698 | 262,747 | 177,894 | 140,514 | 2,345 | 3,037 | 4,696 | 3,099 | 2,810 |
| Total Spices - " | 33,042,832 | 38,382,078 | 38,659,729 | 40,237,002 | 40,617,825 | 539,617 | 619,374 | 621,875 | 609,404 | 638,615 |
| Stationery (excluding Paper) - Cwt. | 64,345 | 49,445 | 64,197 | 85,685 | 68,042 | 3,654 | 8,797 | 5,028 | 4,625 | 2,627 |
| Stone and Marble - Cwt. | — | — | — | — | — | 4,849 | 4,470 | 8,409 | 8,715 | 3,525 |
| Sugar: | | | | | | | | | | |
| Sugar, 16 Dutch Standard and above† - " | 26,732 | 25,388 | 32,214 | 30,568 | 21,404 | 24,710 | 23,024 | 30,908 | 27,707 | 19,815 |
| Sugar, 15 Dutch Standard and below - " | 175,094 | 175,895 | 287,853 | 161,269 | 87,956 | 79,534 | 74,681 | 138,676 | 63,720 | 38,893 |
| Confectionery* - " | — | — | 83 | 93 | 5 | — | — | 196 | 222 | 19 |
| Total Sugar - " | 201,826 | 201,283 | 320,150 | 191,930 | 109,365 | 104,244 | 97,705 | 169,780 | 91,649 | 58,727 |
| Tallow and Stearine (including Grease and Animal Fat) - " | 6,154 | 7,736 | 5,068 | 9,938 | 4,309 | 9,009 | 12,105 | 8,574 | 17,389 | 7,703 |
| Tea, black - Lb. | 253,218,162 | 258,655,083 | 277,023,371 | 288,925,598 | 300,185,324 | 8,240,024 | 8,552,379 | 8,806,353 | 9,960,641 | 10,831,358 |
| Tea, green - " | 1,082,927 | 2,123,185 | 1,495,040 | 547,998 | 548,110 | 37,555 | 78,578 | 56,298 | 22,781 | 20,971 |
| Total Tea - " | 254,301,089 | 260,778,218 | 278,518,411 | 289,473,591 | 300,733,434 | 8,277,579 | 8,630,952 | 8,862,651 | 9,983,372 | 10,852,329 |

* Separately recorded from April 1912.

† Includes Confectionery prior to 1912-13.

Total Exports of Articles of Indian Produce and Manufacture—continued.

| ARTICLES. | QUANTITIES. | | | | | VALUE. | | | | |
|--|-------------|-------------|-------------|-------------|-------------|------------|------------|------------|------------|------------|
| | 1910-11. | 1911-12. | 1912-13. | 1913-14. | 1914-15. | 1910-11. | 1911-12. | 1912-13. | 1913-14. | 1914-15. |
| Tea waste, for the manufacture of Caffeine - Lb. | 2,223,262 | 1,961,940 | 2,779,805 | 3,084,288 | 3,065,828 | £ 11,310 | £ 11,125 | £ 14,050 | £ 17,907 | £ 18,118 |
| Textiles: | | | | | | | | | | |
| Cotton: | | | | | | | | | | |
| Raw - Cwt. | 8,686,400 | 7,323,523 | 7,377,512 | 10,626,312 | 10,349,045 | 24,037,051 | 19,633,637 | 18,800,196 | 27,301,655 | 22,325,631 |
| Kapok† - " | — | — | — | — | 16,023 | — | — | — | — | 30,153 |
| Twist and Yarn: | | | | | | | | | | |
| Mule and Water, Nos. 1 to 10* - Lb. | — | — | 95,350,222 | 93,484,661 | 69,469,278 | — | — | 2,890,495 | 2,863,350 | 2,018,254 |
| Mule and Water, Nos. 11 to 20* - " | — | — | 103,286,960 | 99,462,151 | 53,717,141 | — | — | 3,491,650 | 3,481,181 | 1,967,010 |
| Mule and Water, Nos. 21 to 30* - " | — | — | 3,099,951 | 3,287,496 | 3,855,064 | — | — | 122,634 | 128,009 | 133,750 |
| Mule and Water, Nos. 31 to 40* - " | — | — | 342,800 | 507,645 | 337,550 | — | — | 16,549 | 23,818 | 14,996 |
| Mule and Water, above No. 40* - " | — | — | 1,500 | 140 | 851 | — | — | 95 | 10 | 24 |
| Orange, Red, and other Colours Nos. 1 to 20* - " | — | — | 829,463 | 503,490 | 457,406 | — | — | 39,328 | 23,902 | 21,806 |
| Orange, Red, and other Colours, Nos. 21 to 40* - " | — | — | 905,981 | 624,404 | 657,884 | — | — | 44,734 | 30,735 | 39,324 |
| Orange, Red and other Colours above No. 40* - " | — | — | 1,898 | 0 | 0 | — | — | 128 | 0 | 0 |
| Unspecified descriptions of Twist and Yarn* - " | — | — | 142,502 | 108,188 | 125,097 | — | — | 5,567 | 3,916 | 5,214 |
| Total Twist and Yarn - } | 183,425,046 | 151,488,835 | 203,961,357 | 197,978,265 | 133,619,278 | 5,740,369 | 5,060,097 | 6,611,230 | 6,554,878 | 4,100,987 |
| Manufactures: | | | | | | | | | | |
| Canvas - Yds. | 48,200 | 111,010 | 6,210 | 0 | 4,986 | 1,058 | 2,943 | 109 | 0 | 60 |
| Handkerchiefs and Shawls in the piece - No. | 2,124,495 | 2,868,852 | 1,949,550 | 1,394,532 | 1,537,835 | 78,166 | 101,600 | 75,747 | 54,395 | 57,226 |
| Hosiery - " | — | — | — | — | — | 13,094 | 10,329 | 10,926 | 9,698 | 5,500 |
| Piece goods: | | | | | | | | | | |
| Grey (unbleached): | | | | | | | | | | |
| Chadars and Dhutis* - Yds. | — | — | 7,969,635 | 7,568,159 | 5,192,531 | — | — | 114,410 | 105,071 | 71,304 |
| Drills and Jeans* - " | — | — | 421,232 | 552,101 | 542,612 | — | — | 5,545 | 7,592 | 6,725 |
| T.-cloth and Domestics* - " | — | — | 20,923,228 | 21,579,991 | 15,745,742 | — | — | 208,428 | 200,654 | 152,201 |
| Shirtings* - " | — | — | 1,795,462 | 2,168,750 | 3,099,346 | — | — | 17,059 | 20,532 | 27,407 |
| Other sorts* - " | — | — | 12,981,163 | 11,847,503 | 8,390,848 | — | — | 141,942 | 151,043 | 87,664 |
| Total Grey (unbleached) - } | 56,379,644 | 39,907,733 | 44,090,770 | 43,716,504 | 32,971,079 | 564,968 | 420,742 | 468,594 | 473,892 | 345,311 |
| White (bleached): | | | | | | | | | | |
| Chadars and Dhutis* - " | — | — | 65,232 | 61,437 | 36,662 | — | — | 1,405 | 1,150 | 780 |
| Drills and Jeans* - " | — | — | 13,309 | 10,483 | 6,099 | — | — | 241 | 152 | 91 |
| T.-cloth and Domestics* - " | — | — | 4,103 | 3,279 | 2,382 | — | — | 252 | 120 | 86 |
| Shirtings* - " | — | — | 13,028 | 2,960 | 0 | — | — | 1,004 | 30 | 0 |
| Other sorts* - " | — | — | 250,550 | 400,875 | 175,304 | — | — | 8,278 | 10,454 | 4,410 |
| Total White (bleached) - } | 442,369 | 523,570 | 346,270 | 479,034 | 220,447 | 13,655 | 10,239 | 11,180 | 11,912 | 5,347 |
| Coloured, printed, or dyed: | | | | | | | | | | |
| Lungis and Saris* - " | — | — | 24,305,620 | 25,159,966 | 19,895,114 | — | — | 620,104 | 625,765 | 460,630 |
| Drills and Jeans* - " | — | — | 208,662 | 148,743 | 97,522 | — | — | 4,232 | 2,740 | 1,407 |
| Other sorts* - " | — | — | 17,561,490 | 19,729,469 | 14,010,268 | — | — | 274,910 | 310,254 | 216,704 |
| Total coloured printed, or dyed - } | 42,966,302 | 40,998,107 | 42,075,772 | 45,038,178 | 34,002,904 | 890,612 | 890,108 | 899,306 | 938,779 | 707,831 |
| Total piece goods - " | 99,788,315 | 81,429,410 | 86,512,812 | 89,233,716 | 67,194,430 | 1,469,255 | 1,311,084 | 1,399,070 | 1,424,583 | 1,058,480 |
| Thread, sewing - Lb. | 185,897 | 210,806 | 163,685 | 204,767 | 85,820 | 9,866 | 11,128 | 9,571 | 11,870 | 5,083 |
| Other sorts of Manufactures | — | — | — | — | — | 20,535 | 21,968 | 26,964 | 24,563 | 22,041 |
| Total Cotton Manufactures (including Twist and Yarn) - } | — | — | — | — | — | 7,341,243 | 6,519,241 | 8,123,617 | 8,079,972 | 5,240,352 |
| Total Cotton, Raw and Manufactures - } | — | — | — | — | — | 31,378,394 | 26,202,868 | 27,023,813 | 35,441,627 | 27,606,130 |
| Flax: | | | | | | | | | | |
| Raw - Lb. | 26,768 | 0 | 10,694 | 0 | 7,168 | 540 | 0 | 200 | 0 | 29 |
| Manufactures (including Twist and Yarn) - " | — | — | — | — | — | 1,184 | 1,974 | 508 | 1,469 | 1,033 |
| Total Flax, Raw and Manufactures - } | — | — | — | — | — | 1,724 | 1,974 | 708 | 1,469 | 1,062 |
| Iaberdashery and Millinery* | — | — | — | — | — | — | — | 16,288 | 10,799 | 8,427 |

* Separately recorded from April 1912.

† Separately recorded from April 1914.

Total Exports of Articles of Indian Produce and Manufacture—continued.

| ARTICLES. | QUANTITIES. | | | | | VALUE. | | | | |
|---|-------------|-------------|---------------|---------------|---------------|------------|------------|------------|------------|------------|
| | 1910-11. | 1911-12. | 1912-13. | 1913-14. | 1914-15. | 1910-11. | 1911-12. | 1912-13. | 1913-14. | 1914-15. |
| Textiles—cont. | | | | | | £ | £ | £ | £ | £ |
| Hemp (chiefly Sann): | | | | | | | | | | |
| Raw - Cwt. | 500,187 | 530,949 | 623,269 | 711,548 | 670,227 | 409,819 | 477,216 | 642,373 | 682,319 | 662,889 |
| Manufactures (excluding Cordage) | — | — | — | — | — | 53 | 545 | 1,345 | 1,343 | 1,312 |
| Total Hemp, Raw and Manufactures | — | — | — | — | — | 409,872 | 477,761 | 643,718 | 683,662 | 664,201 |
| Jute: | | | | | | | | | | |
| Raw - Tons | 636,623 | 810,155 | 876,294 | 788,451 | 505,095 | 10,326,649 | 15,037,734 | 18,033,782 | 20,550,929 | 8,806,802 |
| Twist and Yarn - Lb. | 265,432 | 161,439 | 318,932 | 155,480 | 50,741 | 2,153 | 1,997 | 4,330 | 1,949 | 853 |
| Manufactures: | | | | | | | | | | |
| Canvas - Yds. | 2,152 | 10,000 | 2,200 | 50 | 0 | 22 | 93 | 72 | 4 | 0 |
| Gunny Bags - No. | 360,880,236 | 289,894,141 | 311,707,646 | 368,759,260 | 397,565,393 | 5,709,861 | 5,054,283 | 6,448,066 | 8,353,417 | 8,396,273 |
| Gunny Cloth - Yds. | 955,300,737 | 871,484,312 | 1,021,816,869 | 1,061,161,537 | 1,057,324,125 | 5,571,742 | 5,564,511 | 8,705,231 | 10,396,146 | 8,739,410 |
| Rope and Twine - Cwt. | 53,756 | 53,916 | 84,659 | 82,870 | 63,754 | 45,955 | 50,839 | 89,248 | 96,399 | 76,213 |
| Other kinds - " | 1,253 | 1,117 | 907 | 470 | 1,064 | 415 | 378 | 457 | 844 | 691 |
| Total Jute Manufactures (including Twist and Yarn) | — | — | — | — | — | 11,329,848 | 10,672,101 | 15,247,404 | 18,848,759 | 17,213,440 |
| Total Jute, Raw and Manufactures | — | — | — | — | — | 21,656,297 | 25,709,835 | 33,281,186 | 39,399,688 | 25,820,242 |
| Silk: | | | | | | | | | | |
| Mulberry silk, excluding Tasar and other wild silks: | | | | | | | | | | |
| Raw - Lb. | 486,213 | 378,607 | 362,081 | 160,222 | 82,610 | 266,695 | 220,262 | 205,979 | 101,903 | 53,248 |
| Chasam or waste - " | 787,087 | 708,933 | 605,442 | 626,676 | 253,362 | 42,235 | 48,821 | 32,809 | 38,476 | 15,200 |
| Cocoons - " | 157,998 | 207,202 | 275,671 | 71,123 | 44,046 | 7,460 | 16,787 | 20,493 | 7,140 | 3,262 |
| Wild silk, Tasar, Munga, Eria, and others: | | | | | | | | | | |
| Raw - " | 7,822 | 3,070 | 0 | 0 | 102 | 1,892 | 742 | 0 | 0 | 23 |
| Chasam or waste - " | 360,156 | 383,831 | 387,701 | 282,401 | 89,392 | 15,390 | 14,587 | 13,957 | 13,276 | 4,783 |
| Cocoons - " | 51,275 | 68,303 | 76,946 | 62,676 | 41,770 | 8,347 | 4,390 | 5,010 | 4,148 | 2,871 |
| Total Silk, Raw - " | 1,850,551 | 1,749,946 | 1,677,841 | 1,203,098 | 516,282 | 337,019 | 305,589 | 278,248 | 164,943 | 79,387 |
| Manufactures: | | | | | | | | | | |
| Goods of silk mixed with other materials - Yds. | 259,577 | 325,186 | 374,472 | 316,113 | 167,449 | 12,878 | 14,306 | 17,658 | 16,316 | 11,063 |
| Piece Goods - " | 561,810 | 416,832 | 450,917 | 306,109 | 199,760 | 38,012 | 28,419 | 31,468 | 21,424 | 11,897 |
| Thread for sewing - Lb. | 102 | 7 | 150 | 200 | 0 | 82 | 3 | 33 | 67 | 0 |
| Other sorts - " | 788 | 356 | 145 | 511 | 290 | 295 | 700 | 30 | 66 | 58 |
| Total Silk Manufactures | — | — | — | — | — | 51,267 | 43,430 | 49,189 | 37,873 | 28,018 |
| Total Silk, Raw and Manufactures | — | — | — | — | — | 388,286 | 349,019 | 327,437 | 202,816 | 102,405 |
| Wool: | | | | | | | | | | |
| Raw - Lb. | 58,305,651 | 52,384,758 | 53,426,568 | 48,922,061 | 44,610,287 | 1,890,857 | 1,724,209 | 1,758,448 | 1,669,646 | 1,579,339 |
| Manufactures: | | | | | | | | | | |
| Carpets and Rugs - Lb. | 1,921,259 | 1,901,825 | 1,700,961 | 1,640,770 | 1,043,772 | 162,639 | 163,816 | 149,756 | 153,446 | 102,054 |
| Piece Goods - Yds. | 16,125 | 27,424 | 21,990 | 11,687 | 2,504 | 1,879 | 2,338 | 1,780 | 925 | 118 |
| Shawls - No. | 10,510 | 16,941 | 11,067 | 5,039 | 2,387 | 3,146 | 6,116 | 4,080 | 2,685 | 925 |
| Other sorts - Lb. | 491,850 | 381,680 | 441,120 | 408,478 | 404,647 | 12,378 | 13,794 | 16,544 | 10,293 | 10,067 |
| Total Wollen Manufactures | — | — | — | — | — | 180,542 | 186,064 | 172,160 | 167,349 | 113,164 |
| Total Wooland Woollens | — | — | — | — | — | 2,071,399 | 1,910,273 | 1,923,608 | 1,836,995 | 1,692,503 |
| Total Textile raw Materials - raw | — | — | — | — | — | 37,001,935 | 37,228,375 | 39,601,247 | 50,429,492 | 33,284,230 |
| Total Yarns and Textile Fabrics - " | — | — | — | — | — | 18,904,087 | 17,423,355 | 23,620,511 | 27,147,564 | 22,700,746 |
| Total Textiles, Raw and Manufactures - " | — | — | — | — | — | 55,905,972 | 54,651,730 | 63,221,758 | 77,577,056 | 55,984,976 |
| Tobacco: | | | | | | | | | | |
| Unmanufactured Manufactured: | | | | | | | | | | |
| Cigars - " | 1,327,532 | 1,490,375 | 1,743,975 | 1,825,635 | 1,733,959 | 74,632 | 82,788 | 94,672 | 102,435 | 92,636 |
| Cigarettes* - " | — | 59,721 | 14,399 | 19,059 | 38,164 | — | 889 | 1,027 | 1,034 | 2,793 |
| Other sorts - " | 362,306 | 461,025 | 353,286 | 361,314 | 419,357 | 3,365 | 4,064 | 3,468 | 4,286 | 5,223 |
| Total Tobacco - " | 19,305,284 | 28,435,248 | 21,693,607 | 30,023,326 | 18,681,525 | 212,662 | 271,665 | 255,762 | 319,566 | 245,356 |
| Toys and Requisites for Games and Sports, including Fishing Tackle (other than Firearms) | — | — | — | — | — | 19,714 | 17,900 | 20,134 | 20,313 | 12,632 |
| Umbrellas, including Parasols and Sunshades - No. | 73,602 | 76,169 | 127,641 | 139,932 | 65,342 | 5,234 | 5,615 | 9,596 | 9,633 | 4,970 |
| Wax of all kinds, other than Paraffin Wax (excluding Candles) - Cwt. | 8,552 | 12,527 | 7,646 | 8,881 | 4,906 | 49,240 | 65,911 | 46,054 | 54,813 | 32,253 |

* Separately recorded from April 1911.

Total Exports of Articles of Indian Produce and Manufacture—concluded.

| ARTICLES. | QUANTITIES. | | | | | VALUE. | | | | |
|---|-------------|----------|----------|----------|----------|-------------|-------------|-------------|-------------|-------------|
| | 1910-11. | 1911-12. | 1912-13. | 1913-14. | 1914-15. | 1910-11. | 1911-12. | 1912-13. | 1913-14. | 1914-15. |
| Wood and Timber: | | | | | | £ | £ | £ | £ | £ |
| Timber (other than Railway Sleepers): | | | | | | | | | | |
| Teak - - - - - Cub. Tons | 53,088 | 49,375 | 61,421 | 50,737 | 44,626 | 579,501 | 497,719 | 634,956 | 534,317 | 564,852 |
| Other Timber - - - - - " | 5,419 | 6,620 | 9,066 | 7,935 | 2,721 | 30,583 | 44,093 | 53,724 | 47,319 | 14,670 |
| Wood: | | | | | | | | | | |
| Firewood - - - - - Tons | 2 | 1,499 | 2,400 | 731 | 315 | 2 | 1,283 | 1,710 | 645 | 287 |
| Ornamental: | | | | | | | | | | |
| Ebony - - - - - " | — | — | — | — | — | 1,058 | 726 | 1,154 | 652 | 588 |
| Sandal - - - - - " | — | — | — | — | — | 89,067 | 68,658 | 101,529 | 128,626 | 35,018 |
| Other kinds - - - - - " | — | — | — | — | — | 2,248 | 828 | 2,063 | 625 | 83 |
| Manufactures of wood, other than Furniture and Cabinet-ware - - - - - | — | — | — | — | — | 19,333 | 12,559 | 15,446 | 11,908 | 9,312 |
| Total Wood and Timber | — | — | — | — | — | 732,086 | 635,864 | 800,582 | 714,002 | 625,719 |
| Articles (not specified) exported by Post - - - - - | — | — | — | — | — | 629,464 | 587,104 | 631,402 | 605,172 | 609,537 |
| All other Articles Merchandise: | | | | | | | | | | |
| Unmanufactured - - - - - | — | — | — | — | — | 118,369 | 135,245 | 167,317 | 182,701 | 110,677 |
| Manufactured - - - - - | — | — | — | — | — | 24,730 | 42,310 | 40,941 | 43,992 | 20,093 |
| GRAND TOTAL | — | — | — | — | — | 137,080,646 | 147,879,063 | 160,899,389 | 162,900,009 | 118,223,317 |

No. 11.

IMPORTS OF PRINCIPAL ARTICLES, DISTINGUISHING PRINCIPAL COUNTRIES.

| | | | | | | | | | | |
|--|--------|--------|--------|--------|--------|---------|---------|---------|---------|---------|
| Animals Living: | | | | | | | | | | |
| Horses (IV.): | | | | | | | | | | |
| United Kingdom - - - - - No. | 234 | 472 | 223 | 226 | 80 | 21,243 | 41,279 | 20,353 | 45,413 | 15,077 |
| Persia - - - - - " | 357 | 472 | 370 | 96 | 80 | 7,153 | 9,447 | 6,358 | 2,503 | 1,086 |
| Turkey, Asiatic:— | | | | | | | | | | |
| Persian Gulf* - - - - - " | 2,483 | 1,460 | 682 | 1,322 | 67 | 50,020 | 22,230 | 18,076 | 22,140 | 1,420 |
| Australia - - - - - " | 8,200 | 7,417 | 5,502 | 6,140 | 10,212 | 280,283 | 221,251 | 157,278 | 159,350 | 270,044 |
| Other Countries - - - - - " | 165 | 65 | 97 | 83 | 305 | 4,735 | 2,227 | 2,406 | 2,223 | 10,046 |
| | 11,444 | 9,886 | 6,874 | 7,827 | 10,744 | 363,434 | 303,434 | 199,451 | 287,084 | 298,273 |
| Other Kinds (IV.): | | | | | | | | | | |
| United Kingdom - - - - - No. | 1,536 | 1,280 | 1,169 | 1,514 | 511 | 7,476 | 4,799 | 4,605 | 5,002 | 3,008 |
| China, Treaty Ports - - - - - " | 1,020 | 1,155 | 1,606 | 1,285 | 535 | 13,600 | 15,390 | 21,413 | 17,193 | 7,133 |
| Australia - - - - - " | 527 | 671 | 173 | 245 | 112 | 7,864 | 2,010 | 1,022 | 1,521 | 423 |
| Other Countries - - - - - " | 1,579 | 2,749 | 2,352 | 2,466 | 1,680 | 3,685 | 3,197 | 3,573 | 7,167 | 10,025 |
| | 4,662 | 5,855 | 5,300 | 5,510 | 2,838 | 32,605 | 25,306 | 30,613 | 31,813 | 22,470 |
| TOTAL, Animals Living | 16,106 | 15,741 | 12,174 | 13,377 | 13,582 | 396,039 | 328,830 | 230,064 | 299,747 | 320,752 |
| Apparel (excluding hosiery and boots and shoes): | | | | | | | | | | |
| Apparel, including drapery, uniforms, accoutrements (III. A.): | | | | | | | | | | |
| United Kingdom - - - - - | — | — | — | — | — | 226,012 | 362,531 | 287,813 | 327,916 | 229,458 |
| Austria-Hungary - - - - - | — | — | — | — | — | 27,167 | 27,018 | 37,730 | 36,930 | 10,427 |
| France - - - - - | — | — | — | — | — | 3,744 | 5,294 | 4,401 | 4,474 | 1,050 |
| Germany - - - - - | — | — | — | — | — | 23,938 | 45,258 | 38,607 | 55,048 | 10,854 |
| Italy - - - - - | — | — | — | — | — | 30,105 | 25,690 | 10,573 | 18,095 | 9,230 |
| Switzerland - - - - - | — | — | — | — | — | 3,355 | 6,288 | 4,416 | 3,576 | 2,471 |
| Ceylon - - - - - | — | — | — | — | — | 12,189 | 9,840 | 9,359 | 9,082 | 10,841 |
| China, Hong-Kong - - - - - | — | — | — | — | — | 6,659 | 6,342 | 5,564 | 5,853 | 7,333 |
| " Treaty Ports - - - - - | — | — | — | — | — | 10,298 | 14,006 | 12,052 | 9,681 | 12,048 |
| Japan - - - - - | — | — | — | — | — | 60,944 | 57,714 | 71,973 | 67,306 | 42,630 |
| Straits Settlements - - - - - | — | — | — | — | — | 10,693 | 10,374 | 7,123 | 8,694 | 7,426 |
| Other Countries - - - - - | — | — | — | — | — | 6,169 | 6,955 | 5,226 | 7,171 | 5,206 |
| | — | — | — | — | — | 481,274 | 577,232 | 404,097 | 554,726 | 349,632 |
| Gold and Silver Thread (III. A.) | | | | | | | | | | |
| Austria-Hungary - - - - - | — | — | — | — | — | 3,128 | 5,520 | 5,810 | 5,407 | 2,582 |
| France - - - - - | — | — | — | — | — | 249,951 | 225,540 | 244,698 | 262,697 | 177,736 |
| Germany - - - - - | — | — | — | — | — | 31,240 | 53,636 | 35,721 | 25,473 | 8,278 |
| Russia - - - - - | — | — | — | — | — | 11,018 | 8,454 | 9,560 | 4,365 | 122 |
| Other Countries - - - - - | — | — | — | — | — | 9,564 | 4,617 | 7,276 | 4,806 | 4,464 |
| | — | — | — | — | — | 304,911 | 297,767 | 303,265 | 302,778 | 193,192 |

* Figures prior to 1911-12 relate to whole of Asiatic Turkey.

Imports of Principal Articles, distinguishing Principal Countries—continued.

| ARTICLES AND COUNTRIES. | QUANTITIES. | | | | | VALUE. | | | | |
|---|-------------|----------|------------|------------|------------|----------|-----------|-----------|-----------|----------|
| | 1910-11. | 1911-12. | 1912-13. | 1913-14. | 1914-15. | 1910-11. | 1911-12. | 1912-13. | 1913-14. | 1914-15. |
| Apparel (excluding hosiery and boots and shoes)—cont. | | | | | | | | | | |
| Hats, Caps, Bonnets, and Hatters' Ware (III. A.): | | | | | | £ | £ | £ | £ | £ |
| United Kingdom | — | — | — | — | — | 50,904 | 51,187 | 55,942 | 63,321 | 46,454 |
| Austria-Hungary | — | — | — | — | — | 10,842 | 6,505 | 11,924 | 9,273 | 4,559 |
| Germany | — | — | — | — | — | 8,274 | 7,447 | 1,956 | 3,671 | 588 |
| Italy | — | — | — | — | — | 11,909 | 23,456 | 32,020 | 59,387 | 43,702 |
| Other Countries | — | — | — | — | — | 6,822 | 3,214 | 3,976 | 5,469 | 2,496 |
| | — | — | — | — | — | 88,751 | 91,809 | 105,818 | 141,121 | 97,739 |
| *Lametta (III. A.): | | | | | | | | | | |
| Austria-Hungary - Cwt. | 60,144 | 40,656 | 44,171 | 26,402 | 8,130 | 6,234 | 4,436 | 4,917 | 3,163 | 868 |
| France - " | 229,824 | 288,224 | 246,966 | 248,082 | 142,416 | 25,763 | 26,635 | 26,018 | 30,559 | 16,473 |
| Germany - " | 203,840 | 259,280 | 244,473 | 171,951 | 41,351 | 21,854 | 26,306 | 26,759 | 18,579 | 4,348 |
| Other Countries - " | 11,760 | 29,792 | 23,206 | 28,013 | 5,512 | 1,197 | 2,817 | 2,308 | 2,970 | 1,335 |
| | 505,568 | 567,952 | 558,816 | 474,448 | 197,409 | 55,048 | 60,194 | 60,002 | 55,271 | 23,024 |
| †Second-hand clothing (III. A.): | | | | | | | | | | |
| United Kingdom | — | — | — | — | — | — | — | 96,549 | 69,225 | 42,341 |
| Other Countries | — | — | — | — | — | — | — | 2,655 | 1,722 | 563 |
| | — | — | — | — | — | — | — | 99,204 | 70,947 | 42,904 |
| †Water-proofed clothing (III. A.): | | | | | | | | | | |
| United Kingdom | — | — | — | — | — | — | — | 11,491 | 16,117 | 9,155 |
| Other Countries | — | — | — | — | — | — | — | 85 | 38 | 46 |
| | — | — | — | — | — | — | — | 11,576 | 16,155 | 9,201 |
| TOTAL, Apparel, &c. | — | — | — | — | — | 929,984 | 1,027,052 | 1,078,962 | 1,140,992 | 715,752 |
| Arms, Ammunition and Military Stores: | | | | | | | | | | |
| Cartridge Cases: | | | | | | | | | | |
| †Filled (III. B.): | | | | | | | | | | |
| United Kingdom - No. | — | — | 8,244,698 | 7,647,945 | 6,605,566 | — | — | 22,928 | 25,329 | 21,361 |
| Other Countries - " | — | — | 1,492,520 | 2,117,553 | 988,180 | — | — | 2,776 | 4,217 | 1,715 |
| | — | — | 9,737,218 | 9,764,898 | 7,593,746 | — | — | 25,704 | 29,546 | 23,076 |
| †Empty (III. B.): | | | | | | | | | | |
| United Kingdom - No. | — | — | 4,137,248 | 3,804,455 | 3,532,551 | — | — | 6,063 | 5,752 | 5,086 |
| Other Countries - " | — | — | 13,932 | 13,175 | 24,434 | — | — | 20 | 27 | 17 |
| | — | — | 4,151,180 | 3,817,630 | 3,556,985 | — | — | 6,083 | 5,779 | 5,103 |
| TOTAL, Cartridge Cases | — | — | 13,888,398 | 13,582,523 | 11,150,731 | — | — | 31,787 | 35,325 | 28,179 |
| Explosives: | | | | | | | | | | |
| †Blasting Fuse (III. B.): | | | | | | | | | | |
| United Kingdom - Cwt. | — | — | 1,177 | 2,015 | 1,530 | — | — | 7,186 | 9,014 | 7,425 |
| Other Countries - " | — | — | 297 | 1,140 | 136 | — | — | 785 | 3,337 | 496 |
| | — | — | 1,474 | 3,155 | 1,666 | — | — | 7,971 | 12,351 | 7,861 |
| †Blasting Gelatine (III. B.): | | | | | | | | | | |
| United Kingdom - Cwt. | — | — | 7,822 | 6,015 | 7,477 | — | — | 54,069 | 41,313 | 53,294 |
| Other Countries - " | — | — | 7 | 45 | 102 | — | — | 23 | 323 | 494 |
| | — | — | 7,829 | 6,060 | 7,579 | — | — | 54,092 | 41,636 | 53,788 |
| †Dynamite (III. B.): | | | | | | | | | | |
| United Kingdom - Cwt. | — | — | 3,504 | 3,490 | 3,327 | — | — | 20,768 | 20,983 | 18,591 |
| Other Countries - " | — | — | 0 | 184 | — | — | — | 0 | 779 | — |
| | — | — | 3,504 | 3,674 | 3,327 | — | — | 20,768 | 21,762 | 18,591 |
| †Gelatine Dynamite (III. B.): | | | | | | | | | | |
| United Kingdom - Cwt. | — | — | 1,067 | 1,581 | 1,392 | — | — | 6,052 | 9,570 | 8,666 |
| Natal - " | — | — | — | — | 108 | — | — | — | — | 343 |
| | — | — | 1,067 | 1,581 | 1,500 | 1,581 | — | 6,052 | 9,570 | 9,009 |
| †Others (III. B.): | | | | | | | | | | |
| United Kingdom - Cwt. | 13,480 | 16,083 | 2,964 | 3,684 | 5,238 | 83,396 | 98,894 | 19,056 | 21,805 | 23,222 |
| Germany - " | 894 | 1,497 | 450 | 78 | 14 | 4,273 | 8,104 | 1,520 | 869 | 300 |
| Other Countries - " | 129 | 264 | 240 | 10 | — | 798 | 1,279 | 1,665 | 38 | — |
| | 14,503 | 17,844 | 3,654 | 3,772 | 5,252 | 88,467 | 108,277 | 22,241 | 22,712 | 23,522 |
| TOTAL, Explosives | 14,503 | 17,844 | 17,528 | 13,192 | 19,824 | 88,467 | 108,277 | 111,124 | 108,031 | 112,771 |

* Figures prior to 1912-13 represent Copper Lametta.

† Separately recorded from April 1912.

‡ Figures prior to 1912-13 represent "Dynamite and all other Explosives."

Imports of Principal Articles, distinguishing Principal Countries—continued.

| ARTICLES AND COUNTRIES. | QUANTITIES. | | | | | VALUE. | | | | |
|--|-------------|----------|-----------|-----------|-----------|----------|----------|----------|----------|----------|
| | 1910-11. | 1911-12. | 1912-13. | 1913-14. | 1914-15. | 1910-11. | 1911-12. | 1912-13. | 1913-14. | 1914-15. |
| Arms, Ammunition, and Military Stores—cont. | | | | | | | | | | |
| Firearms and parts thereof (III. B.): | | | | | | £ | £ | £ | £ | £ |
| United Kingdom | — | — | — | — | — | 53,700 | 53,150 | 54,213 | 54,098 | 42,806 |
| Other Countries | — | — | — | — | — | 11,541 | 10,972 | 11,881 | 13,761 | 8,270 |
| | — | — | — | — | — | 65,241 | 64,122 | 66,094 | 67,859 | 50,686 |
| Gunpowder, common (III. B.): | | | | | | | | | | |
| United Kingdom - Lb. | 184,176 | 218,984 | 231,508 | 86,980 | 115,054 | 5,739 | 7,405 | 8,702 | 2,783 | 4,818 |
| Other Countries - " | 114 | 0 | 3,528 | 0 | 2 | 6 | 0 | 100 | 0 | 0 |
| | 184,290 | 218,984 | 235,036 | 86,980 | 115,056 | 5,745 | 7,405 | 8,802 | 2,783 | 4,818 |
| Gunpowder, sporting (III. B.): | | | | | | | | | | |
| United Kingdom - Lb. | 92,412 | 80,571 | 105,898 | 101,520 | 65,710 | 7,819 | 6,368 | 8,365 | 7,777 | 5,341 |
| Other Sorts (III. B.): | | | | | | | | | | |
| United Kingdom | — | — | — | — | — | 45,501 | 44,429 | 15,279 | 12,707 | 11,444 |
| Other Countries | — | — | — | — | — | 8,575 | 4,004 | 1,938 | 1,403 | 707 |
| | — | — | — | — | — | 49,076 | 48,433 | 17,217 | 14,110 | 12,241 |
| TOTAL, Arms, Ammunition, &c. | — | — | — | — | — | 216,348 | 234,605 | 243,389 | 236,713 | 214,016 |
| *Art, Works of, other than Pictures (III. P.): | | | | | | | | | | |
| United Kingdom | — | — | — | — | — | 18,155 | 31,001 | 23,523 | 15,284 | 14,173 |
| Germany | — | — | — | — | — | 3,266 | 6,408 | 882 | 3,094 | 258 |
| Other Countries | — | — | — | — | — | 12,244 | 13,019 | 7,332 | 5,063 | 6,168 |
| | — | — | — | — | — | 33,665 | 50,428 | 31,737 | 24,081 | 20,584 |
| †Baskets and Basketware (III. P.) | — | — | — | — | — | — | — | 3,786 | 3,000 | 2,400 |
| Belting for Machinery: | | | | | | | | | | |
| †Of Leather (III. J.): | | | | | | | | | | |
| United Kingdom | — | — | — | — | — | — | — | 180,178 | 155,673 | 122,092 |
| United States | — | — | — | — | — | — | — | 5,398 | 6,090 | 6,090 |
| Other Countries | — | — | — | — | — | — | — | 2,500 | 4,874 | 3,293 |
| | — | — | — | — | — | — | — | 188,085 | 167,527 | 132,315 |
| †Of other Material (III. J.): | | | | | | | | | | |
| United Kingdom | — | — | — | — | — | — | — | 97,090 | 100,536 | 98,951 |
| Germany | — | — | — | — | — | — | — | 8,753 | 11,722 | 6,787 |
| Other Countries | — | — | — | — | — | — | — | 1,309 | 2,152 | 1,738 |
| | — | — | — | — | — | — | — | 107,161 | 114,410 | 107,476 |
| TOTAL, Belting for Machinery | — | — | — | — | — | — | — | 245,246 | 281,937 | 239,791 |
| Books, Printed, and Printed Matter (not being Stationery), including Maps and Charts (III. P.): | | | | | | | | | | |
| United Kingdom - Cwt. | 30,012 | 23,435 | 30,883 | 29,728 | 25,854 | 251,887 | 292,707 | 268,651 | 315,073 | 294,656 |
| United States | 1,144 | 570 | 606 | 585 | 389 | 7,327 | 5,329 | 6,966 | 6,028 | 4,583 |
| Other Countries | 2,518 | 914 | 925 | 977 | 805 | 8,512 | 5,922 | 6,808 | 7,940 | 6,226 |
| | 33,674 | 29,919 | 32,414 | 31,290 | 27,048 | 267,726 | 303,958 | 282,425 | 329,041 | 305,334 |
| Boots and Shoes: | | | | | | | | | | |
| †Of Leather (III. A.): | | | | | | | | | | |
| United Kingdom - Pairs | — | — | 1,727,079 | 1,928,012 | 1,398,541 | — | — | 381,533 | 445,098 | 311,386 |
| Other Countries | — | — | 53,611 | 48,340 | 29,803 | — | — | 11,459 | 12,630 | 6,952 |
| | — | — | 1,780,690 | 1,976,361 | 1,428,344 | — | — | 392,992 | 457,728 | 318,338 |
| †Of other Materials (III. A.): | | | | | | | | | | |
| United Kingdom - Pairs | — | — | 316,106 | 512,746 | 343,733 | — | — | 26,497 | 35,944 | 30,993 |
| Austria-Hungary | — | — | 242,554 | 346,709 | 107,260 | — | — | 111,323 | 16,752 | 5,316 |
| Germany | — | — | 66,092 | 149,767 | 79,792 | — | — | 2,567 | 6,984 | 3,675 |
| Sweden | — | — | 64,878 | 144,652 | 49,826 | — | — | 3,489 | 6,574 | 2,306 |
| Other Countries | — | — | 212,771 | 164,803 | 113,020 | — | — | 5,680 | 4,120 | 2,401 |
| | — | — | 902,401 | 1,318,677 | 693,631 | — | — | 49,556 | 70,674 | 44,691 |

* Figures prior to 1912-13 are inclusive of "Pictures."

† Separately recorded from April 1912.

Imports of Principal Articles, distinguishing Principal Countries—continued.

| ARTICLES AND COUNTRIES. | QUANTITIES. | | | | | VALUE. | | | | |
|--|-------------|------------|------------|------------|------------|----------|----------|----------|----------|----------|
| | 1910-11. | 1911-12. | 1912-13. | 1913-14. | 1914-15. | 1910-11. | 1911-12. | 1912-13. | 1913-14. | 1914-15. |
| Boots and Shoes—cont. | | | | | | | | | | |
| Total Boots and Shoes: | | | | | | £ | £ | £ | £ | £ |
| United Kingdom - Pairs | 1,230,133 | 1,618,056 | 2,043,185 | 2,440,758 | 1,742,274 | 272,793 | 328,435 | 408,030 | 481,067 | 342,379 |
| Austria-Hungary - " | 265,129 | 311,986 | 265,548 | 361,455 | 109,007 | 17,658 | 18,414 | 15,860 | 20,854 | 5,978 |
| Germany - " | 65,903 | 85,490 | 67,462 | 150,126 | 80,840 | 3,945 | 4,991 | 2,991 | 7,044 | 3,786 |
| Sweden - " | 11,171 | 45,106 | 65,043 | 144,684 | 49,826 | 631 | 2,591 | 3,500 | 6,895 | 2,308 |
| Other Countries - " | 218,522 | 255,509 | 241,853 | 198,015 | 114,563 | 9,688 | 12,125 | 12,167 | 12,567 | 8,580 |
| " | 1,790,858 | 2,316,147 | 2,683,091 | 3,295,038 | 2,121,975 | 304,715 | 366,606 | 442,548 | 528,397 | 368,029 |
| Bristles and Fibre for Brushes and Brooms (II. J.) - Cwt. | 624 | 991 | 1,323 | 499 | 316 | 1,354 | 1,681 | 1,968 | 1,272 | 1,271 |
| *Brushes and Brooms (III. P.): | | | | | | | | | | |
| United Kingdom - Doz. | — | — | 46,924 | 58,402 | 89,993 | — | — | 19,089 | 23,022 | 18,512 |
| Austria-Hungary - " | — | — | 62,170 | 48,360 | 16,414 | — | — | 9,084 | 6,851 | 1,929 |
| Germany - " | — | — | 43,021 | 41,447 | 21,185 | — | — | 6,089 | 6,397 | 2,264 |
| Other Countries - " | — | — | 152,547 | 164,861 | 124,161 | — | — | 5,060 | 6,225 | 3,856 |
| " | — | — | 304,662 | 313,070 | 201,753 | — | — | 39,322 | 42,495 | 26,561 |
| Building and Engineering Materials, other than of Iron, Steel, or Wood: | | | | | | | | | | |
| Asphalt (III. P.): | | | | | | | | | | |
| United Kingdom - Cwt. | 51,093 | 49,925 | 73,051 | 157,660 | 66,153 | 8,961 | 9,341 | 13,791 | 29,758 | 13,010 |
| Other Countries - " | 9,296 | 1,377 | 1,692 | 6,135 | 2,830 | 1,189 | 412 | 588 | 1,909 | 917 |
| " | 60,389 | 51,303 | 74,743 | 163,795 | 68,983 | 10,150 | 9,753 | 14,379 | 31,667 | 13,927 |
| †Bricks (III. P.): | | | | | | | | | | |
| United Kingdom - No. | 10,890,769 | 8,327,618 | 2,997,202 | 4,684,153 | 3,243,128 | 51,012 | 45,737 | 25,295 | 46,802 | 31,810 |
| Belgium - " | 378,617 | 336,061 | 7,000 | 76,865 | 0 | 3,619 | 3,647 | 45 | 8,202 | 0 |
| France - " | 2,937,476 | 2,270,669 | 0 | 8,030 | 0 | 10,239 | 8,307 | 0 | 118 | 0 |
| Germany - " | 1,073,053 | 290,363 | 279,704 | 2,240,139 | 150,820 | 16,865 | 2,966 | 5,437 | 36,394 | 2,438 |
| Italy - " | 2,219,043 | 1,879,706 | 7,697 | 0 | 76 | 11,151 | 12,644 | 485 | 0 | 1 |
| Other Countries - " | 558,016 | 568,480 | 64,345 | 3,510 | 57,079 | 2,885 | 2,150 | 1,586 | 49 | 632 |
| " | 18,056,974 | 13,137,897 | 3,355,948 | 7,012,697 | 3,451,103 | 95,771 | 75,451 | 32,848 | 91,565 | 34,881 |
| Cement (III. P.): | | | | | | | | | | |
| United Kingdom - Cwt. | 2,203,228 | 2,014,566 | 2,470,693 | 2,437,905 | 2,470,627 | 271,875 | 262,957 | 365,021 | 369,810 | 393,733 |
| Austria-Hungary - " | 28,045 | 38,141 | 52,558 | 30,050 | 25,272 | 3,973 | 4,457 | 6,762 | 4,007 | 3,129 |
| Belgium - " | 124,818 | 80,419 | 251,602 | 66,556 | 72,779 | 11,672 | 7,932 | 26,663 | 7,823 | 7,804 |
| Germany - " | 112,767 | 103,335 | 322,708 | 324,555 | 84,275 | 11,965 | 11,812 | 44,964 | 47,015 | 11,802 |
| Italy - " | 16,321 | 35,997 | 55,536 | 22,582 | 36,373 | 1,575 | 3,899 | 6,454 | 2,717 | 4,918 |
| China, Hong-Kong - " | 42,600 | 56,918 | 37,712 | 20,089 | 94,360 | 5,129 | 7,175 | 4,718 | 2,633 | 13,336 |
| Japan - " | 14 | 4 | 355 | 1,960 | 94,232 | 10 | 1 | 45 | 296 | 11,924 |
| Other Countries - " | 5,103 | 9,653 | 20,125 | 26,675 | 12,513 | 900 | 1,538 | 2,851 | 4,650 | 2,256 |
| " | 2,532,896 | 2,739,023 | 3,211,289 | 2,930,372 | 2,899,451 | 307,099 | 299,771 | 457,478 | 498,991 | 448,932 |
| Chalk and Lime, excluding French Chalk (III. P.) Cwt. | 36,066 | 37,093 | 36,893 | 59,316 | 29,004 | 2,309 | 2,455 | 2,882 | 5,102 | 2,823 |
| Clay (III. P.): | | | | | | | | | | |
| United Kingdom - Cwt. | 87,428 | 65,971 | 61,803 | 89,865 | 68,104 | 9,333 | 8,120 | 7,138 | 11,523 | 9,443 |
| Other Countries - " | 17,593 | 2,170 | 59 | 2,968 | 557 | 2,247 | 574 | 22 | 737 | 134 |
| " | 105,021 | 68,141 | 61,862 | 92,833 | 68,661 | 11,630 | 8,694 | 7,160 | 12,260 | 9,577 |
| Pipes of Earthenware (III. P.): | | | | | | | | | | |
| United Kingdom - Cwt. | 79,492 | 40,235 | 15,801 | 11,017 | 65,927 | 14,420 | 7,909 | 3,434 | 2,252 | 21,241 |
| Other Countries - " | 6 | 414 | 833 | 8 | 0 | 5 | 97 | 192 | 54 | 0 |
| " | 79,498 | 40,649 | 16,634 | 11,025 | 65,927 | 14,425 | 8,006 | 3,626 | 2,306 | 21,241 |
| *Tiles (III. P.): | | | | | | | | | | |
| United Kingdom - No. | — | — | 4,927,505 | 8,318,525 | 7,144,921 | — | — | 21,144 | 29,491 | 28,339 |
| Belgium - " | — | — | 591,182 | 516,630 | 477,877 | — | — | 5,365 | 6,263 | 4,749 |
| France - " | — | — | 2,049,022 | 3,443,712 | 2,269,594 | — | — | 8,866 | 12,334 | 9,177 |
| Germany - " | — | — | 255,221 | 756,095 | 251,750 | — | — | 3,374 | 6,720 | 2,321 |
| Italy - " | — | — | 2,365,174 | 4,484,657 | 6,650,714 | — | — | 12,999 | 16,680 | 19,886 |
| Other Countries - " | — | — | 284,024 | 504,448 | 606,944 | — | — | 1,045 | 1,592 | 1,193 |
| " | — | — | 10,412,078 | 18,024,067 | 17,401,800 | — | — | 52,913 | 73,080 | 65,725 |
| Other Kinds (III. P.) - Cwt. | 42,143 | 51,661 | 83,795 | 91,258 | 80,982 | 25,993 | 26,618 | 42,681 | 52,163 | 50,744 |
| TOTAL, Building and Engineering Materials | — | — | — | — | — | 467,377 | 430,748 | 613,917 | 707,139 | 647,850 |

* Separately recorded from April 1912.

† Figures prior to 1912-13 are inclusive of "Tiles."

Imports of Principal Articles, distinguishing Principal Countries—continued.

| ARTICLES AND COUNTRIES. | QUANTITIES. | | | | | VALUE. | | | | |
|--|-------------|-----------|-----------|-----------|-----------|----------|----------|----------|----------|----------|
| | 1910-11. | 1911-12. | 1912-13. | 1913-14. | 1914-15. | 1910-11. | 1911-12. | 1912-13. | 1913-14. | 1914-15. |
| Candles of all kinds (III. P.): | | | | | | | | | | |
| United Kingdom - Lb. | 1,956,834 | 1,938,351 | 1,861,766 | 1,744,730 | 1,549,833 | £ 41,337 | £ 38,899 | £ 40,030 | £ 38,337 | £ 33,783 |
| Belgium - " | 833,655 | 430,535 | 513,192 | 349,759 | 93,371 | 16,100 | 8,751 | 10,679 | 7,496 | 3,171 |
| Other Countries - " | 81,406 | 88,038 | 146,251 | 169,949 | 111,841 | 1,871 | 1,894 | 2,891 | 3,577 | 3,447 |
| " | 2,871,895 | 2,456,919 | 2,521,209 | 2,264,438 | 1,755,100 | 59,208 | 49,544 | 53,600 | 49,300 | 38,400 |
| Canes and Rattans (II. J.): | | | | | | | | | | |
| Straits Settlements - Cwt. | 46,206 | 48,034 | 42,512 | 62,384 | 45,918 | 38,236 | 30,255 | 38,216 | 38,023 | 29,103 |
| Other Countries - " | 3,002 | 399 | 2,133 | 712 | 860 | 1,442 | 264 | 609 | 666 | 932 |
| " | 49,208 | 48,433 | 44,645 | 63,096 | 46,778 | 39,678 | 30,519 | 38,825 | 37,388 | 30,035 |
| Carriages and Carts (excluding Railway Carriages) and parts thereof: | | | | | | | | | | |
| *Carriages and Carts (III. C.): | | | | | | | | | | |
| United Kingdom - No. | — | — | 7,613 | 9,202 | 5,039 | — | — | 31,654 | 53,972 | 30,043 |
| Germany - " | — | — | 849 | 2,316 | 1,435 | — | — | 4,437 | 10,798 | 7,440 |
| Other Countries - " | — | — | 2,754 | 1,600 | 978 | — | — | 7,838 | 7,136 | 5,395 |
| " | — | — | 11,216 | 13,618 | 7,502 | — | — | 43,719 | 77,000 | 42,878 |
| *†Parts of Carriages and Carts (excluding Rubber Tyres) (III. C.): | | | | | | | | | | |
| United Kingdom - " | — | — | — | — | — | — | — | 102,852 | 92,330 | 35,311 |
| Germany - " | — | — | — | — | — | — | — | 18,043 | 17,072 | 6,849 |
| Aden - " | — | — | — | — | — | — | — | 45 | 5,011 | 1 |
| Other Countries - " | — | — | — | — | — | — | — | 6,059 | 6,300 | 4,833 |
| " | — | — | — | — | — | — | — | 127,898 | 91,293 | 40,004 |
| Total Carriages and Carts: | | | | | | | | | | |
| United Kingdom - " | — | — | — | — | — | 151,004 | 134,509 | 134,506 | 116,362 | 65,354 |
| Belgium - " | — | — | — | — | — | 4,841 | 5,118 | 2,755 | 2,278 | 2,008 |
| France - " | — | — | — | — | — | 7,057 | 8,541 | 770 | 431 | 128 |
| Germany - " | — | — | — | — | — | 11,714 | 10,019 | 23,490 | 34,470 | 14,280 |
| United States - " | — | — | — | — | — | 4,573 | 3,901 | 5,293 | 6,157 | 3,613 |
| Aden - " | — | — | — | — | — | 28 | 68 | 51 | 5,250 | 11 |
| Other Countries - " | — | — | — | — | — | 3,604 | 3,110 | 4,804 | 4,225 | 4,370 |
| " | — | — | — | — | — | 188,021 | 166,334 | 171,617 | 160,169 | 89,873 |
| *Chalk, French (II. J.) - Cwt. | — | — | 7,117 | 7,574 | 3,419 | — | — | 1,808 | 1,806 | 1,076 |
| Chemicals and Chemical Preparations (excluding Chemical Manures and Medicines): | | | | | | | | | | |
| Acids: | | | | | | | | | | |
| *Nitric (III. D.): | | | | | | | | | | |
| United Kingdom - Cwt. | — | — | 5,120 | 4,469 | 3,279 | — | — | 9,708 | 8,150 | 7,430 |
| Other Countries - " | — | — | 16 | 369 | 10 | — | — | 47 | 710 | 24 |
| " | — | — | 5,136 | 4,838 | 3,289 | — | — | 9,755 | 8,860 | 7,454 |
| Sulphuric (III. D.): | | | | | | | | | | |
| United Kingdom - Cwt. | 79,742 | 52,516 | 38,331 | 63,667 | 24,069 | 49,218 | 32,951 | 24,476 | 36,308 | 21,524 |
| Other Countries - " | 30 | 97 | 449 | 251 | 552 | 70 | 228 | 256 | 200 | 437 |
| " | 79,772 | 52,613 | 38,780 | 63,938 | 24,621 | 49,288 | 33,179 | 24,732 | 36,508 | 21,961 |
| *Other Sorts (III. D.): | | | | | | | | | | |
| United Kingdom - Cwt. | — | — | 5,975 | 6,709 | 5,771 | — | — | 12,141 | 13,070 | 11,073 |
| Germany - " | — | — | 1,415 | 1,786 | 751 | — | — | 4,435 | 5,198 | 2,120 |
| Other Countries - " | — | — | 1,152 | 1,134 | 1,078 | — | — | 4,424 | 3,830 | 5,155 |
| " | — | — | 8,542 | 9,629 | 7,600 | — | — | 21,000 | 22,716 | 19,257 |
| TOTAL, Acids | — | — | 52,458 | 78,435 | 35,510 | — | — | 55,482 | 68,249 | 46,672 |
| †Aluminous Sulphates (including Alum) (III. D.): | | | | | | | | | | |
| United Kingdom - Cwt. | 70,445 | 53,482 | 88,209 | 77,014 | 67,982 | 21,409 | 16,830 | 27,078 | 24,145 | 24,456 |
| Other Countries - " | 806 | 1,047 | 12,679 | 13,065 | 5,159 | 294 | 320 | 4,068 | 4,010 | 1,537 |
| " | 71,253 | 54,529 | 101,088 | 90,079 | 73,141 | 21,703 | 16,950 | 31,146 | 28,155 | 25,992 |
| Ammonia and Salts thereof (III. D.): | | | | | | | | | | |
| United Kingdom - Cwt. | 7,274 | 8,868 | 10,975 | 12,985 | 11,338 | 14,226 | 17,867 | 24,228 | 28,428 | 24,127 |
| Other Countries - " | 48 | 0 | 658 | 355 | 274 | 100 | 0 | 1,175 | 962 | 1,359 |
| " | 7,322 | 8,868 | 11,633 | 13,340 | 11,612 | 14,326 | 17,867 | 25,403 | 29,390 | 25,486 |
| Arsenic and its Oxides (III. D.) Cwt. | 1,773 | 1,837 | 1,869 | 2,940 | 2,073 | 2,304 | 2,747 | 2,262 | 3,099 | 2,195 |

* Separately recorded from April 1912.

† Figures prior to 1912-13 represent "Alum."

‡ Figures for 1912-13 are inclusive of Rubber Tyres.

Imports of Principal Articles, distinguishing Principal Countries—continued.

| ARTICLES AND COUNTRIES. | QUANTITIES. | | | | | VALUE. | | | | |
|--|-------------|----------|----------|----------|----------|----------|----------|----------|----------|----------|
| | 1910-11. | 1911-12. | 1912-13. | 1913-14. | 1914-15. | 1910-11. | 1911-12. | 1912-13. | 1913-14. | 1914-15. |
| Chemicals, &c.—cont. | | | | | | £ | £ | £ | £ | £ |
| Bleaching Materials (III. D.): | | | | | | | | | | |
| United Kingdom - Cwt. | 65,069 | 62,685 | 53,470 | 58,062 | 68,188 | 23,802 | 23,926 | 21,248 | 25,427 | 30,674 |
| Belgium - " | 2,658 | 1,948 | 2,734 | 12,051 | 1,889 | 941 | 721 | 1,064 | 5,105 | 711 |
| Other Countries - " | 4,231 | 5,747 | 3,140 | 5,515 | 3,918 | 1,464 | 2,111 | 1,308 | 2,054 | 1,704 |
| " | 71,958 | 70,380 | 59,344 | 75,628 | 78,945 | 26,207 | 26,758 | 23,620 | 32,586 | 33,089 |
| Carbide of Calcium (III. D.): | | | | | | | | | | |
| Germany - Cwt. | 2,444 | 1,066 | 7,487 | 10,901 | 2,832 | 1,931 | 863 | 5,922 | 8,481 | 2,225 |
| Norway - " | 6,497 | 8,261 | 3,738 | 4,403 | 10,885 | 4,876 | 6,259 | 2,873 | 3,329 | 8,219 |
| Other Countries - " | 2,778 | 2,917 | 2,489 | 4,694 | 3,760 | 963 | 2,074 | 1,336 | 2,664 | 2,305 |
| " | 11,719 | 12,244 | 13,714 | 19,998 | 17,477 | 7,770 | 9,196 | 10,181 | 14,474 | 12,749 |
| Copperas (III. D.): | | | | | | | | | | |
| United Kingdom - Cwt. | 24,639 | 19,938 | 22,073 | 14,489 | 15,007 | 6,410 | 3,094 | 3,976 | 2,636 | 3,287 |
| Other Countries - " | 121 | 10 | 4 | 1 | 0 | 60 | 8 | 6 | 1 | 0 |
| " | 24,760 | 19,948 | 22,077 | 14,490 | 15,007 | 6,470 | 3,102 | 3,982 | 2,637 | 3,287 |
| Disinfectants (III. D.): | | | | | | | | | | |
| United Kingdom - Cwt. | 20,852 | 22,563 | 24,272 | 23,815 | 24,256 | 22,796 | 24,164 | 24,482 | 24,599 | 26,434 |
| Other Countries - " | 814 | 719 | 938 | 1,580 | 826 | 880 | 1,171 | 1,301 | 1,795 | 1,022 |
| " | 21,666 | 23,282 | 25,210 | 25,395 | 25,082 | 23,676 | 25,335 | 25,783 | 26,394 | 27,456 |
| Potassium Compounds: | | | | | | | | | | |
| Cyanide of Potassium (III. D.): | | | | | | | | | | |
| United Kingdom - Cwt. | 4,353 | 4,679 | 5,662 | 5,239 | 4,141 | 18,949 | 20,915 | 24,877 | 22,657 | 18,125 |
| Other Countries - " | 8 | 3 | 8 | 40 | 7 | 46 | 13 | 40 | 73 | 26 |
| " | 4,361 | 4,682 | 5,670 | 5,279 | 4,148 | 18,995 | 20,928 | 24,917 | 22,730 | 18,151 |
| Saltpetre (III. D.) - Cwt. | 60 | 46 | 65 | 548 | 171 | 89 | 76 | 127 | 376 | 159 |
| *Other Sorts (III. D.): | | | | | | | | | | |
| United Kingdom - Cwt. | — | — | 4,174 | 3,318 | 2,551 | — | — | 7,550 | 6,149 | 7,950 |
| Germany - " | — | — | 2,779 | 3,225 | 912 | — | — | 4,868 | 5,564 | 1,989 |
| Other Countries - " | — | — | 1,467 | 2,190 | 922 | — | — | 2,836 | 4,099 | 2,047 |
| " | — | — | 8,420 | 8,733 | 4,385 | — | — | 15,254 | 15,812 | 10,686 |
| TOTAL, Potassium Compounds - } | — | — | 14,155 | 14,560 | 8,704 | — | — | 40,298 | 38,918 | 28,996 |
| Soda Compounds: | | | | | | | | | | |
| Bicarbonate of Soda (Sodium Bicarbonate) (III. D.): | | | | | | | | | | |
| United Kingdom - Cwt. | 77,142 | 92,374 | 86,109 | 86,353 | 108,616 | 27,953 | 31,329 | 28,552 | 28,244 | 35,927 |
| Other Countries - " | 2 | 70 | 45 | 60 | 31 | 1 | 29 | 31 | 48 | 23 |
| " | 77,144 | 92,444 | 86,154 | 86,413 | 108,647 | 27,954 | 31,358 | 28,583 | 28,292 | 35,950 |
| Borax (including Boracic Acid) (III. D.): | | | | | | | | | | |
| United Kingdom - Cwt. | 4,014 | 5,253 | 6,598 | 4,825 | 5,800 | 3,857 | 4,850 | 6,048 | 5,112 | 6,405 |
| Other Countries - " | 70 | 560 | 90 | 430 | 501 | 63 | 484 | 96 | 447 | 502 |
| " | 4,084 | 5,813 | 6,688 | 5,255 | 6,301 | 3,920 | 5,334 | 6,144 | 5,559 | 6,907 |
| Caustic Soda (Sodium Hydroxide) (III. D.): | | | | | | | | | | |
| United Kingdom - Cwt. | 87,677 | 79,568 | 96,970 | 91,018 | 99,825 | 54,145 | 47,809 | 52,315 | 53,871 | 59,539 |
| United States - " | — | — | 402 | 881 | 13,828 | — | — | 274 | 509 | 7,948 |
| Other Countries - " | 3,338 | 7,041 | 1,464 | 6,298 | 4,446 | 2,010 | 4,168 | 945 | 3,999 | 2,824 |
| " | 91,015 | 86,609 | 98,836 | 98,197 | 118,099 | 56,155 | 51,977 | 53,534 | 58,379 | 70,311 |
| Sodium Carbonate (Soda Ash, and Soda Crystals) (III. D.): | | | | | | | | | | |
| United Kingdom - Cwt. | 260,404 | 365,327 | 276,944 | 422,720 | 452,501 | 76,241 | 105,127 | 74,503 | 106,054 | 116,304 |
| Other Countries - " | 209 | 239 | 180 | 420 | 51 | 114 | 87 | 71 | 118 | 29 |
| " | 260,613 | 365,566 | 277,124 | 423,140 | 452,552 | 76,355 | 105,214 | 74,574 | 106,172 | 116,333 |
| Other Sorts (III. D.): | | | | | | | | | | |
| United Kingdom - Cwt. | 25,714 | 37,646 | 43,975 | 27,958 | 34,547 | 9,353 | 11,406 | 13,556 | 13,520 | 28,142 |
| Germany - " | 7,128 | 6,586 | 7,954 | 8,788 | 4,357 | 3,797 | 4,213 | 5,144 | 5,300 | 2,489 |
| Other Countries - " | 10,736 | 7,278 | 14,333 | 13,211 | 5,187 | 1,787 | 1,183 | 2,287 | 3,402 | 1,560 |
| " | 43,578 | 51,520 | 66,262 | 49,957 | 44,091 | 14,937 | 16,752 | 20,987 | 22,222 | 32,191 |
| TOTAL, Soda Com- pounds - } | 476,434 | 601,952 | 535,064 | 662,962 | 729,690 | 179,321 | 210,635 | 183,822 | 220,624 | 261,782 |

* Separately recorded from April 1912.

Imports of Principal Articles, distinguishing Principal Countries—continued.

| ARTICLES AND COUNTRIES. | QUANTITIES. | | | | | VALUE. | | | | |
|---|-------------|----------|----------|----------|----------|----------|----------|----------|----------|----------|
| | 1910-11. | 1911-12. | 1912-13. | 1913-14. | 1914-15. | 1910-11. | 1911-12. | 1912-13. | 1913-14. | 1914-15. |
| Chemicals, &c.—cont. | | | | | | | | | | |
| Sulphur (III. D.): | | | | | | £ | £ | £ | £ | £ |
| Italy - - - Cwt. | 90,632 | 84,931 | 80,118 | 89,178 | 83,180 | 29,171 | 23,307 | 26,460 | 30,301 | 31,693 |
| Japan - - - - - | 9,141 | 13,302 | 25,539 | 29,579 | 23,033 | 2,208 | 3,606 | 6,177 | 6,916 | 6,752 |
| Other Countries - - - | 1,853 | 6,068 | 9,327 | 7,784 | 10,828 | 633 | 1,962 | 3,173 | 2,677 | 3,003 |
| " | 101,626 | 104,301 | 114,984 | 126,541 | 122,031 | 32,002 | 33,875 | 35,810 | 39,894 | 41,538 |
| Other Sorts (III. D.): | | | | | | | | | | |
| United Kingdom - - - | — | — | — | — | — | 119,691 | 136,533 | 106,546 | 101,962 | 130,388 |
| Belgium - - - - - | — | — | — | — | — | 6,676 | 9,630 | 8,960 | 8,197 | 4,036 |
| Germany - - - - - | — | — | — | — | — | 50,371 | 32,454 | 58,988 | 51,094 | 24,431 |
| Other Countries - - - | — | — | — | — | — | 13,179 | 14,819 | 9,477 | 9,933 | 13,384 |
| " | — | — | — | — | — | 189,917 | 215,436 | 183,989 | 171,186 | 172,119 |
| TOTAL, Chemicals - - - | — | — | — | — | — | 572,068 | 615,284 | 621,728 | 676,506 | 683,901 |
| Chinese and Japanese Ware (including Lacquered Ware, but excluding Earthenware and Porcelain) (III. H.): | | | | | | | | | | |
| Japan - - - - - | — | — | — | — | — | 6,865 | 9,009 | 4,506 | 6,008 | 5,044 |
| Other Countries - - - | — | — | — | — | — | 4,692 | 4,485 | 3,103 | 1,507 | 1,958 |
| " | — | — | — | — | — | 11,557 | 13,554 | 7,609 | 8,535 | 7,002 |
| Clocks and Watches and parts thereof: | | | | | | | | | | |
| *Clocks and Timepieces (III. E.): | | | | | | | | | | |
| United Kingdom - No. | — | — | 15,604 | 18,484 | 15,542 | — | — | 8,310 | 7,960 | 6,085 |
| France - - - - - | — | — | 28,794 | 434 | 112 | — | — | 5,076 | 418 | 60 |
| Germany - - - - - | — | — | 59,275 | 114,557 | 33,244 | — | — | 5,777 | 11,657 | 3,232 |
| United States - - - | — | — | 90,651 | 108,525 | 55,688 | — | — | 27,019 | 32,148 | 17,314 |
| Japan - - - - - | — | — | 30,081 | 56,827 | 31,551 | — | — | 7,898 | 14,450 | 7,221 |
| Other Countries - - - | — | — | 60,846 | 14,118 | 5,795 | — | — | 7,145 | 3,089 | 1,588 |
| " | — | — | 285,251 | 312,955 | 141,932 | — | — | 61,225 | 69,722 | 36,009 |
| *Watches (III. E.): | | | | | | | | | | |
| United Kingdom - No. | — | — | 36,652 | 50,124 | 40,096 | — | — | 8,687 | 12,404 | 7,235 |
| France - - - - - | — | — | 165,909 | 99,421 | 24,349 | — | — | 31,091 | 16,522 | 4,227 |
| Switzerland - - - - | — | — | 264,275 | 355,826 | 191,524 | — | — | 52,977 | 68,059 | 40,160 |
| Other Countries - - - | — | — | 34,027 | 27,947 | 15,597 | — | — | 6,710 | 5,402 | 2,529 |
| " | — | — | 500,863 | 533,318 | 271,866 | — | — | 99,465 | 102,987 | 54,150 |
| *Parts of Clocks and Watches (III. E.): | | | | | | | | | | |
| " | — | — | — | — | — | — | — | 5,608 | 5,292 | 3,280 |
| †Total Clocks and Watches and parts thereof: | | | | | | | | | | |
| United Kingdom - No. | 47,246 | 67,752 | — | — | — | 15,710 | 16,715 | 20,098 | 24,483 | 16,608 |
| Austria-Hungary - - - | 41,386 | 40,383 | — | — | — | 5,647 | 4,133 | 4,932 | 2,204 | 365 |
| France - - - - - | 173,999 | 165,801 | — | — | — | 36,548 | 30,979 | 36,508 | 17,012 | 4,314 |
| Germany - - - - - | 67,728 | 105,118 | — | — | — | 7,079 | 10,244 | 8,788 | 18,115 | 3,902 |
| Switzerland - - - - - | 201,227 | 285,298 | — | — | — | 34,370 | 55,908 | 54,962 | 69,322 | 41,168 |
| United States - - - - | 65,307 | 78,400 | — | — | — | 21,245 | 22,763 | 27,500 | 32,613 | 18,068 |
| Japan - - - - - | 22,992 | 45,179 | — | — | — | 6,728 | 11,823 | 8,164 | 14,739 | 7,512 |
| Other Countries - - - | 27,275 | 11,508 | — | — | — | 7,012 | 3,123 | 5,381 | 4,013 | 2,042 |
| " | 647,160 | 799,289 | — | — | — | 134,334 | 155,798 | 166,208 | 177,501 | 94,039 |
| Coal, Coke, and Patent Fuel: | | | | | | | | | | |
| Coal (II. A.): | | | | | | | | | | |
| United Kingdom - Tons | 246,713 | 179,763 | 157,852 | 155,390 | 142,245 | 280,694 | 207,873 | 211,678 | 215,052 | 209,704 |
| Germany - - - - - | 0 | 1,465 | 4,558 | 690 | 150 | 0 | 1,542 | 5,621 | 920 | 200 |
| Holland - - - - - | 0 | 22,738 | 41,856 | 49,828 | 19,191 | 0 | 25,481 | 46,852 | 61,708 | 24,209 |
| Natal - - - - - | 15,854 | 25,479 | 112,825 | 118,532 | 32,167 | 16,281 | 24,077 | 126,483 | 143,093 | 36,702 |
| Portuguese East Africa - - - | 177 | 5,373 | 50,259 | 79,333 | 67,750 | 156 | 4,250 | 57,835 | 93,670 | 82,110 |
| Transvaal - - - - - | 0 | 0 | 55,734 | 6,004 | 41,315 | 0 | 0 | 71,948 | 7,842 | 54,906 |
| China Treaty Ports - - - | 500 | 200 | 12,250 | 1,000 | 1,000 | 533 | 173 | 14,317 | 1,000 | 1,467 |
| Japan - - - - - | 13,629 | 14,092 | 107,233 | 70,964 | 41,040 | 16,733 | 16,241 | 111,161 | 76,756 | 45,814 |
| Australia - - - - - | 44,505 | 35,718 | 95,596 | 47,329 | 32,433 | 44,798 | 39,046 | 100,622 | 50,653 | 36,296 |
| Other Countries - - - - | 1,269 | 920 | 5,039 | 3,746 | 1,648 | 1,206 | 881 | 5,757 | 4,935 | 1,642 |
| " | 322,647 | 285,748 | 643,202 | 531,814 | 379,039 | 380,601 | 319,664 | 752,274 | 655,629 | 433,220 |
| Coke (II. A.): | | | | | | | | | | |
| United Kingdom - Tons. | 7,388 | 6,432 | 4,654 | 8,997 | 6,710 | 14,474 | 12,659 | 13,073 | 23,256 | 16,921 |
| Belgium - - - - - | 0 | 0 | 0 | 3,253 | 3,791 | 0 | 0 | 0 | 6,755 | 7,644 |
| Japan - - - - - | 0 | 1 | 505 | 3,600 | 2 | 0 | 2 | 943 | 6,920 | 6 |
| Other Countries - - - - | 0 | 661 | 47 | 916 | 2,466 | 0 | 1,120 | 137 | 2,325 | 4,937 |
| " | 7,388 | 7,094 | 5,206 | 16,766 | 12,969 | 14,474 | 13,781 | 14,153 | 29,256 | 29,508 |

* Separately recorded from April 1912.

† Figures prior to 1912-13 represent "Clocks and Watches."

Imports of Principal Articles, distinguishing Principal Countries—continued.

| ARTICLES AND COUNTRIES. | QUANTITIES. | | | | | VALUE. | | | | |
|---|-------------|----------|----------|----------|----------|----------|----------|----------|----------|----------|
| | 1910-11. | 1911-12. | 1912-13. | 1913-14. | 1914-15. | 1910-11. | 1911-12. | 1912-13. | 1913-14. | 1914-15. |
| Coal, Coke, and Patent Fuel—cont. | | | | | | | | | | |
| Patent Fuel (II. A.): | | | | | | £ | £ | £ | £ | £ |
| United Kingdom - Tons | 4,140 | 5,063 | 5,286 | 10,610 | 230 | 6,322 | 8,514 | 11,618 | 16,035 | 492 |
| Other Countries - " | 6 | 7 | 0 | 0 | 0 | 18 | 2 | 0 | 0 | 3 |
| " | 4,146 | 5,070 | 5,286 | 10,610 | 230 | 6,340 | 8,516 | 11,618 | 16,035 | 495 |
| TOTAL, Coal, Coke, and Patent Fuel - } | 334,181 | 297,912 | 653,694 | 559,190 | 392,238 | 381,415 | 341,961 | 778,045 | 710,920 | 523,223 |
| Coffee (other than Roasted or Ground) (I. I.): | | | | | | | | | | |
| Austria-Hungary - Cwt. | 661 | 655 | 837 | 797 | 151 | 1,913 | 2,149 | 2,543 | 2,676 | 466 |
| Straits Settlements - " | 2,430 | 2,745 | 2,132 | 3,170 | 8,114 | 4,921 | 6,472 | 4,770 | 9,034 | 22,955 |
| Other Countries - " | 1,603 | 1,362 | 865 | 1,748 | 1,233 | 4,386 | 4,924 | 3,281 | 5,952 | 3,823 |
| " | 4,694 | 4,762 | 3,834 | 5,715 | 9,548 | 11,220 | 13,545 | 10,594 | 17,662 | 27,244 |
| Coir, unmanufactured (II. J.) | | | | | | | | | | |
| Cwt. | 1,190 | 447 | 1,365 | 3,407 | 5,249 | 414 | 191 | 699 | 1,430 | 2,078 |
| Coir, manufactured (excluding Rope) (III. P.) - Cwt. | 4,331 | 3,137 | 2,856 | 5,675 | 5,184 | 3,276 | 2,288 | 2,064 | 5,247 | 5,246 |
| Coral (IV.): | | | | | | | | | | |
| Italy - Lb. | 56,355 | 44,809 | 53,512 | 52,806 | 22,530 | 5,659 | 2,677 | 5,018 | 3,370 | 1,615 |
| Other Countries - " | 765 | 1,693 | 412 | 982 | 36 | 29 | 1,533 | 12 | 25 | 3 |
| " | 57,120 | 46,507 | 53,924 | 53,790 | 22,566 | 5,688 | 4,210 | 5,030 | 3,395 | 1,618 |
| Cordage and Rope of Vegetable Fibre (excluding Jute and Cotton) (III. P.): | | | | | | | | | | |
| United Kingdom - Cwt. | 6,008 | 7,630 | 8,338 | 9,577 | 8,462 | 20,563 | 27,270 | 32,761 | 38,942 | 34,278 |
| Austria-Hungary - " | 1,434 | 1,252 | 2,912 | 2,660 | 1,134 | 3,755 | 4,754 | 10,747 | 11,230 | 4,802 |
| Italy - " | 910 | 962 | 1,170 | 1,651 | 2,131 | 3,632 | 3,744 | 4,757 | 7,168 | 8,731 |
| China, Hong-Kong - " | 10,462 | 8,868 | 8,666 | 11,099 | 13,734 | 23,696 | 17,368 | 18,187 | 28,287 | 32,575 |
| Other Countries - " | 2,573 | 2,936 | 2,304 | 2,468 | 1,847 | 5,195 | 4,508 | 3,942 | 3,635 | 3,424 |
| " | 21,387 | 21,648 | 23,390 | 27,455 | 27,358 | 56,841 | 57,644 | 70,394 | 89,262 | 83,810 |
| Cork Manufactures (III. P.): | | | | | | | | | | |
| United Kingdom - Cwt. | 648 | 930 | 960 | 1,350 | 1,244 | 4,950 | 5,074 | 6,004 | 6,620 | 6,757 |
| Other Countries - " | 877 | 854 | 977 | 1,430 | 537 | 4,608 | 4,940 | 6,112 | 7,699 | 3,866 |
| " | 1,525 | 1,784 | 1,937 | 2,780 | 1,781 | 9,558 | 10,014 | 12,116 | 14,319 | 10,623 |
| Cutlery (III. E.): | | | | | | | | | | |
| United Kingdom - - - | — | — | — | — | — | 74,124 | 72,957 | 69,798 | 77,699 | 61,944 |
| Belgium - - - - - | — | — | — | — | — | 11,894 | 13,911 | 9,972 | 12,461 | 4,448 |
| Germany - - - - - | — | — | — | — | — | 44,924 | 50,459 | 58,894 | 82,285 | 23,350 |
| United States - - - | — | — | — | — | — | 7,337 | 4,335 | 8,450 | 11,364 | 6,175 |
| Other Countries - - | — | — | — | — | — | 3,264 | 3,999 | 2,545 | 5,073 | 2,761 |
| " | — | — | — | — | — | 141,543 | 145,661 | 149,659 | 188,882 | 98,678 |
| Cycles (other than Motor-Cycles), and Parts thereof and Accessories: | | | | | | | | | | |
| *Cycles, imported entire or in sections (III. C.): | | | | | | | | | | |
| United Kingdom - No. | — | — | 28,882 | 34,136 | 23,731 | — | — | 106,328 | 125,995 | 86,069 |
| Other Countries - - " | — | — | 268 | 441 | 173 | — | — | 1,254 | 1,442 | 615 |
| " | — | — | 29,150 | 34,577 | 23,904 | — | — | 107,582 | 127,437 | 86,683 |
| *†Parts of Cycles and Accessories (exclusive of Rubber Tyres) (III. C.): | | | | | | | | | | |
| United Kingdom - - | — | — | — | — | — | — | — | 113,996 | 96,250 | 59,560 |
| Germany - - - - - | — | — | — | — | — | — | — | 14,414 | 7,531 | 1,163 |
| Other Countries - - | — | — | — | — | — | — | — | 407 | 238 | 193 |
| " | — | — | — | — | — | — | — | 128,817 | 104,019 | 60,861 |
| Total Cycles, and Parts thereof and Accessories: | | | | | | | | | | |
| United Kingdom - - | — | — | — | — | — | 166,804 | 203,917 | 220,324 | 222,245 | 145,628 |
| Germany - - - - - | — | — | — | — | — | 14,088 | 15,581 | 14,956 | 8,278 | 1,303 |
| Other Countries - - | — | — | — | — | — | 2,063 | 1,156 | 1,119 | 938 | 613 |
| " | — | — | — | — | — | 182,955 | 220,654 | 236,399 | 231,456 | 147,544 |
| Drugs and Medicines (excluding Chemicals and Narcotics): | | | | | | | | | | |
| Aloes (III. D.) - - Cwt. | 2,041 | 2,184 | 1,404 | 1,632 | 1,067 | 3,188 | 3,578 | 2,123 | 2,446 | 1,266 |

* Separately recorded from April 1912.

† Figures for 1912-13 are inclusive of Rubber Tyres.

Imports of Principal Articles, distinguishing Principal Countries—continued.

| ARTICLES AND COUNTRIES. | QUANTITIES. | | | | | VALUE. | | | | |
|--|-------------|-----------|-----------|-----------|-----------|----------|----------|----------|----------|----------|
| | 1910-11. | 1911-12. | 1912-13. | 1913-14. | 1914-15. | 1910-11. | 1911-12. | 1912-13. | 1913-14. | 1914-15. |
| Drugs and Medicines (excluding Chemicals and Narcotics)—cont. | | | | | | | | | | |
| Asafetida (III. D.): | | | | | | £ | £ | £ | £ | £ |
| Persia - Cwt. | 8,443 | 5,786 | 5,017 | 5,810 | 2,945 | 26,252 | 18,636 | 21,168 | 24,833 | 19,910 |
| Other Countries - " | 77 | 238 | 13 | 7 | 82 | 365 | 454 | 80 | 20 | 145 |
| " | 8,520 | 6,024 | 5,030 | 5,817 | 3,027 | 26,617 | 19,090 | 21,198 | 24,853 | 20,055 |
| Camphor (III. D.): | | | | | | | | | | |
| China, Hong Kong - Lb. | 232,304 | 172,770 | 139,188 | 41,132 | 52,438 | 16,505 | 12,065 | 9,378 | 2,985 | 3,773 |
| " Treaty Ports - " | 104,017 | 145,632 | 81,137 | 23,264 | 38,757 | 6,340 | 9,340 | 5,357 | 1,493 | 2,023 |
| Japan - " | 740,741 | 859,684 | 1,038,640 | 1,053,734 | 1,322,913 | 63,737 | 78,500 | 94,692 | 83,193 | 103,904 |
| Straits Settlements - " | 158,298 | 242,302 | 145,617 | 208,846 | 157,111 | 4,776 | 6,733 | 4,068 | 6,021 | 4,504 |
| Other Countries - " | 15,953 | 85,248 | 51,597 | 36,261 | 56,569 | 1,359 | 7,263 | 4,407 | 2,705 | 1,953 |
| " | 1,251,313 | 1,505,636 | 1,506,179 | 1,863,237 | 1,627,788 | 92,717 | 113,900 | 117,830 | 96,403 | 121,826 |
| Cassia Ligna (III. D.): | | | | | | | | | | |
| China, Hong Kong - Cwt. | 13,840 | 8,167 | 13,457 | 22,238 | 18,421 | 27,417 | 15,884 | 23,407 | 35,243 | 28,001 |
| " Treaty Ports - " | 22,086 | 22,732 | 18,439 | 23,294 | 19,634 | 43,533 | 42,473 | 31,321 | 34,835 | 26,203 |
| Other Countries - " | 453 | 993 | 321 | 838 | 2,845 | 894 | 1,009 | 641 | 1,641 | 3,251 |
| " | 36,379 | 31,892 | 32,217 | 46,470 | 40,900 | 71,844 | 60,206 | 55,369 | 71,719 | 55,415 |
| Cocaine (III. D.) - Oz. | 1,381 | 1,422 | 1,709 | 1,456 | 1,076 | 778 | 869 | 973 | 724 | 536 |
| *Galangal (III. D.) - Cwt. | 4,787 | 5,039 | — | — | — | 1,632 | 1,851 | — | — | — |
| Proprietary and Patent Medicines (III. D.): | | | | | | | | | | |
| United Kingdom - - - | — | — | — | — | — | 141,680 | 141,449 | 125,278 | 125,683 | 98,355 |
| France - - - - - | — | — | — | — | — | 8,182 | 9,363 | 5,427 | 9,233 | 3,145 |
| Germany - - - - - | — | — | — | — | — | 1,930 | 4,523 | 2,665 | 15,531 | 11,020 |
| United States - - - | — | — | — | — | — | 15,336 | 13,023 | 15,532 | 15,555 | 10,850 |
| Japan - - - - - | — | — | — | — | — | 53 | 2,260 | 2,982 | 6,053 | 3,355 |
| Other Countries - - - | — | — | — | — | — | 1,580 | 2,110 | 1,372 | 2,761 | 2,504 |
| " | — | — | — | — | — | 168,761 | 172,747 | 153,304 | 176,021 | 129,289 |
| Quinine and Alkaloids thereof (including Cinchona and Peruvian Bark) (III. D.): | | | | | | | | | | |
| United Kingdom - Lb. | 105,330 | 99,369 | 73,823 | 75,936 | 63,356 | 59,903 | 61,568 | 51,523 | 69,681 | 64,123 |
| Germany - - - - - | 13,133 | 14,424 | 13,142 | 25,700 | 13,190 | 5,662 | 7,023 | 7,704 | 16,635 | 9,257 |
| United States - - - | 6,075 | 6,153 | 7,666 | 6,003 | 3,139 | 5,199 | 6,257 | 7,040 | 5,844 | 3,324 |
| Other Countries - - - | 3,611 | 5,433 | 10,134 | 9,449 | 9,349 | 2,220 | 2,594 | 5,237 | 8,041 | 8,409 |
| " | 128,149 | 125,379 | 104,765 | 117,088 | 89,034 | 72,984 | 77,445 | 71,500 | 102,441 | 85,178 |
| †Sarsaparilla and preparations thereof (III. D.): - | — | — | — | — | — | — | — | 2,603 | 2,556 | 1,945 |
| Storax, including Liquid Storax (Rose Melloes) (III. D.) - Lb. | 146,182 | 49,078 | 131,773 | 78,430 | 90,321 | 3,168 | 1,074 | 2,391 | 1,487 | 1,577 |
| Other Sorts of Drugs and Medicines (III. D.): | | | | | | | | | | |
| United Kingdom - - - | — | — | — | — | — | 143,058 | 164,793 | 193,455 | 202,950 | 189,168 |
| France - - - - - | — | — | — | — | — | 4,724 | 7,347 | 10,094 | 7,905 | 4,603 |
| Germany - - - - - | — | — | — | — | — | 19,362 | 21,083 | 23,909 | 30,719 | 15,034 |
| United States - - - | — | — | — | — | — | 7,047 | 6,897 | 5,025 | 9,185 | 10,755 |
| Japan - - - - - | — | — | — | — | — | 5,953 | 6,866 | 8,698 | 17,954 | 22,416 |
| Straits Settlements - | — | — | — | — | — | 9,802 | 11,944 | 11,675 | 10,336 | 9,250 |
| Turkey, Asiatic: Persian Gulf - - - - - | — | — | — | — | — | 6,207 | 4,362 | 3,533 | 3,426 | 2,766 |
| Other Countries - - - | — | — | — | — | — | 12,505 | 15,274 | 16,201 | 19,263 | 14,619 |
| " | — | — | — | — | — | 208,658 | 238,366 | 275,500 | 301,738 | 297,691 |
| TOTAL, Drugs and Medicines | — | — | — | — | — | 650,345 | 689,186 | 703,880 | 780,400 | 684,710 |
| Dyeing and Tanning Substances: | | | | | | | | | | |
| Cochineal (III. F.): | | | | | | | | | | |
| France - - - - - Cwt. | 1,792 | 1,135 | 1,148 | 1,220 | 1,125 | 10,047 | 6,862 | 10,584 | 11,569 | 11,485 |
| Other Countries - - - | 346 | 258 | 899 | 445 | 231 | 1,854 | 1,566 | 8,292 | 4,517 | 2,220 |
| " | 2,138 | 1,393 | 2,047 | 1,665 | 1,356 | 11,901 | 8,428 | 18,876 | 16,086 | 13,711 |
| Cutch and Gambier (III. F.): | | | | | | | | | | |
| Straits Settlements - Cwt. | 36,337 | 36,840 | 43,948 | 43,290 | 32,521 | 47,767 | 49,913 | 62,310 | 55,079 | 44,142 |
| Other Countries - - - | 35 | 76 | 96 | 6 | 207 | 43 | 70 | 156 | 13 | 256 |
| " | 36,372 | 36,925 | 44,044 | 43,296 | 32,728 | 47,810 | 49,983 | 62,466 | 55,092 | 44,398 |

* Included with "Drugs and Medicines—Other Sorts" from April 1912.

† Separately recorded from April 1912.

‡ Figures prior to 1911-12 relate to the whole of Asiatic Turkey.

Imports of Principal Articles, distinguishing Principal Countries—continued.

| ARTICLES AND COUNTRIES. | QUANTITIES. | | | | | VALUE. | | | | |
|--|-------------|------------|------------|------------|-----------|----------|----------|-----------|----------|----------|
| | 1910-11. | 1911-12. | 1912-13. | 1913-14. | 1914-15. | 1910-11. | 1911-12. | 1912-13. | 1913-14. | 1914-15. |
| Dyeing and Tanning Substances—cont. | | | | | | | | | | |
| Dyes obtained from Coal Tar: | | | | | | £ | £ | £ | £ | £ |
| Aizarine (III. F.): | | | | | | | | | | |
| United Kingdom - Lb. | 1,094,285 | 1,013,376 | 1,397,545 | 963,698 | 859,144 | 34,234 | 20,938 | 32,280 | 23,561 | 20,930 |
| Belgium - " | 754,344 | 798,080 | 809,189 | 804,243 | 314,087 | 36,297 | 35,458 | 31,357 | 32,946 | 12,739 |
| Germany - " | 4,013,695 | 4,213,834 | 5,948,770 | 4,637,450 | 2,513,229 | 140,738 | 140,279 | 173,586 | 129,764 | 67,001 |
| Other Countries - " | 6,004 | 32,585 | 7,540 | 64,348 | 70,683 | 616 | 920 | 447 | 1,822 | 1,568 |
| | 5,868,328 | 6,057,875 | 8,163,044 | 6,469,739 | 3,757,123 | 211,885 | 206,595 | 237,670 | 188,093 | 102,238 |
| Aniline (III. F.): | | | | | | | | | | |
| United Kingdom - Lb. | 102,836 | 96,831 | 115,919 | 99,067 | 142,977 | 7,006 | 6,580 | 8,365 | 7,442 | 11,921 |
| Belgium - " | 476,217 | 381,978 | 730,222 | 916,422 | 374,114 | 21,665 | 17,177 | 35,901 | 45,857 | 19,633 |
| Germany - " | 7,317,262 | 6,496,327 | 8,000,008 | 7,553,830 | 2,812,532 | 387,043 | 339,248 | 424,603 | 408,302 | 142,365 |
| Italy - " | 212,443 | 75,000 | 463,380 | 252,232 | 303,856 | 9,205 | 8,445 | 19,071 | 11,491 | 13,457 |
| Switzerland - " | 1,019,245 | 760,721 | 716,871 | 822,507 | 448,852 | 44,628 | 33,137 | 31,170 | 35,763 | 19,681 |
| Other Countries - " | 76,509 | 165,169 | 55,698 | 59,064 | 77,785 | 3,286 | 7,679 | 3,066 | 2,967 | 3,942 |
| | 9,204,012 | 7,976,024 | 10,082,098 | 9,703,122 | 4,160,166 | 472,833 | 407,265 | 522,176 | 511,822 | 210,999 |
| *Others (III. F.) - Lb. | — | — | 63,588 | 73,084 | 44,718 | — | — | 5,558 | 6,816 | 4,263 |
| TOTAL, Dyes obtained from Coal Tar | 15,072,840 | 14,033,899 | 18,308,730 | 16,245,895 | 7,962,007 | 694,718 | 613,860 | 765,404 | 706,731 | 317,500 |
| Indigo Synthetic (III. F.): | | | | | | | | | | |
| Belgium - Cwt. | 126 | 43 | 188 | 608 | 265 | 1,404 | 521 | 2,208 | 6,278 | 2,831 |
| Germany - " | 4,211 | 3,699 | 5,848 | 5,378 | 2,741 | 44,994 | 37,412 | 57,376 | 55,209 | 27,741 |
| Other Countries - " | 155 | 147 | 27 | 65 | 161 | 1,786 | 920 | 308 | 513 | 2,073 |
| | 4,492 | 3,889 | 6,063 | 6,051 | 3,167 | 48,184 | 38,853 | 59,892 | 62,000 | 32,645 |
| Saffron (III. F.): | | | | | | | | | | |
| France - Lb. | 28,796 | 44,602 | 27,940 | 28,107 | 18,463 | 28,159 | 34,966 | 30,110 | 31,161 | 23,294 |
| Spain - " | 23,341 | 27,981 | 23,534 | 30,371 | 23,378 | 23,188 | 23,765 | 28,408 | 31,971 | 21,150 |
| Other Countries - " | 98 | 56 | 626 | 536 | 3,430 | 97 | 89 | 1,263 | 143 | 5,165 |
| | 52,235 | 72,639 | 57,100 | 59,314 | 45,321 | 51,444 | 61,820 | 59,781 | 63,275 | 49,609 |
| Other Sorts (including Lac Dye) (III. F.) - Cwt. | 18,558 | 50,221 | 23,977 | 26,945 | 39,296 | 52,097 | 68,228 | 47,767 | 39,449 | 19,881 |
| TOTAL, Dyeing and Tanning Substances | — | — | — | — | — | 896,154 | 841,172 | 1,014,188 | 942,633 | 477,745 |
| Earthenware and Porcelain (excluding pipes of Earthenware) (III. H.): | | | | | | | | | | |
| United Kingdom - " | — | — | — | — | — | 176,585 | 209,949 | 216,521 | 245,095 | 206,014 |
| Austria-Hungary - " | — | — | — | — | — | 16,715 | 19,336 | 15,388 | 15,566 | 7,444 |
| Belgium - " | — | — | — | — | — | 28,510 | 19,961 | 24,178 | 24,394 | 15,203 |
| Germany - " | — | — | — | — | — | 36,918 | 34,414 | 33,319 | 56,193 | 15,358 |
| Holland - " | — | — | — | — | — | 9,810 | 19,489 | 17,973 | 22,494 | 10,125 |
| China, Hong-Kong - " | — | — | — | — | — | 7,969 | 8,838 | 3,440 | 4,275 | 3,836 |
| Japan - " | — | — | — | — | — | 21,706 | 26,702 | 30,984 | 42,269 | 27,380 |
| Straits Settlements - " | — | — | — | — | — | 4,785 | 4,945 | 3,813 | 4,035 | 2,319 |
| Other Countries - " | — | — | — | — | — | 6,450 | 8,626 | 7,457 | 8,928 | 6,628 |
| | — | — | — | — | — | 309,448 | 354,260 | 362,073 | 423,279 | 294,307 |
| *Electroplated Ware (III. E.): | | | | | | | | | | |
| United Kingdom - " | — | — | — | — | — | — | — | 33,946 | 44,434 | 32,846 |
| Other Countries - " | — | — | — | — | — | — | — | 4,451 | 3,978 | 2,215 |
| | — | — | — | — | — | — | — | 37,797 | 48,412 | 35,061 |
| Feathers (II. J.) - Lb. | 1,683 | 1,644 | 2,261 | 1,168 | 1,242 | 82 | 122 | 137 | 83 | 82 |
| Fireworks (III. P.): | | | | | | | | | | |
| United Kingdom - " | — | — | — | — | — | 1,954 | 2,454 | 16,890 | 2,982 | 1,820 |
| Germany - " | — | — | — | — | — | 8,016 | 5,518 | 10,394 | 11,871 | 7,869 |
| China, Hong-Kong - " | — | — | — | — | — | 44,818 | 40,042 | 26,742 | 30,900 | 34,817 |
| Other Countries - " | — | — | — | — | — | 4,084 | 3,440 | 7,388 | 3,762 | 3,455 |
| | — | — | — | — | — | 58,872 | 51,454 | 60,904 | 49,515 | 47,911 |
| Fish (excluding Canned Fish): | | | | | | | | | | |
| Fish, Dry, Unsalted (I. A.): | | | | | | | | | | |
| Muscat Territory and Trucial Oman - Cwt. | 8,014 | 13,390 | 12,823 | 18,760 | 23,121 | 2,331 | 4,931 | 3,757 | 5,788 | 7,385 |
| Straits Settlements - " | 11,711 | 12,303 | 10,248 | 8,876 | 9,587 | 13,853 | 18,530 | 14,835 | 14,708 | 18,049 |
| Other Countries - " | 10,597 | 13,551 | 19,345 | 13,093 | 15,005 | 6,642 | 9,905 | 13,901 | 12,608 | 13,448 |
| | 30,322 | 44,244 | 42,416 | 40,729 | 47,713 | 27,826 | 32,766 | 32,493 | 33,104 | 38,882 |

* Separately recorded from April 1912.

Imports of Principal Articles, distinguishing Principal Countries—continued.

| ARTICLES AND COUNTRIES. | QUANTITIES. | | | | | VALUE. | | | | |
|--|----------------|----------------|----------------|----------------|----------------|----------------|----------------|----------------|----------------|----------------|
| | 1910-11. | 1911-12. | 1912-13. | 1913-14. | 1914-15. | 1910-11. | 1911-12. | 1912-13. | 1913-14. | 1914-15. |
| Fish (excluding Canned Fish)—cont. | | | | | | | | | | |
| Fish, Dry, Salted (I. A.): | | | | | | £ | £ | £ | £ | £ |
| Ceylon - - - - - Cwt. | 350 | 238 | 252 | 4,853 | 143 | 183 | 155 | 118 | 6,361 | 99 |
| Muscat Territory and Trucial Oman - - - - - | 8,178 | 10,435 | 18,862 | 12,290 | 7,547 | 4,233 | 5,310 | 8,760 | 9,886 | 7,351 |
| Straits Settlements - - - - - | 77,652 | 81,225 | 86,967 | 94,839 | 83,767 | 91,052 | 105,773 | 112,180 | 126,358 | 110,339 |
| Other Countries - - - - - | 5,091 | 4,725 | 5,973 | 4,654 | 4,101 | 2,700 | 2,938 | 2,901 | 3,394 | 2,913 |
| | 91,241 | 96,623 | 111,754 | 116,636 | 95,558 | 98,168 | 114,176 | 122,959 | 145,899 | 120,702 |
| Fishmaws and Sharkfins (I. A.): | | | | | | | | | | |
| Aden - - - - - Cwt. | 3,754 | 5,316 | 2,064 | 1,230 | 699 | 11,590 | 14,609 | 6,229 | 3,118 | 1,048 |
| Muscat Territory and Trucial Oman - - - - - | 3,805 | 5,818 | 5,064 | 3,186 | 3,691 | 10,976 | 15,817 | 13,967 | 8,099 | 10,169 |
| Other States in Arabia - - - - - | 215 | 32 | 2,154 | 717 | 2,215 | 576 | 93 | 6,053 | 2,042 | 6,229 |
| Persia - - - - - | 1,685 | 1,646 | 700 | 447 | 469 | 5,802 | 5,113 | 2,545 | 1,597 | 1,630 |
| Other Countries - - - - - | 1,497 | 639 | 969 | 1,334 | 924 | 4,505 | 2,495 | 3,075 | 3,537 | 2,621 |
| | 10,956 | 13,446 | 10,951 | 6,914 | 7,998 | 33,449 | 38,127 | 31,869 | 19,293 | 22,597 |
| Fish, Wet, Salted (ngapi) (I. A.): | | | | | | | | | | |
| Straits Settlements - Cwt. | 52,697 | 36,222 | 37,103 | 23,738 | 36,984 | 19,600 | 12,943 | 12,673 | 9,775 | 12,777 |
| Other Countries - - - - - | 264 | 321 | 627 | 431 | 319 | 156 | 270 | 290 | 238 | 184 |
| | 52,961 | 36,543 | 37,730 | 23,169 | 37,303 | 19,756 | 13,213 | 12,969 | 10,003 | 12,991 |
| *Fish, other Sorts (I. A.): Cwt. | | | 113 | 18 | 5 | | | 100 | 78 | 16 |
| TOTAL, Fish - - - - - | 185,480 | 190,856 | 202,964 | 193,466 | 183,577 | 179,199 | 196,232 | 201,390 | 208,377 | 195,160 |
| Fodder, Bran, and Pollards (excluding Oilcake) (IV.): | | | | | | | | | | |
| Australia - - - - - Cwt. | 64,790 | 58,958 | 55,234 | 69,012 | 58,885 | 13,180 | 13,650 | 12,521 | 15,070 | 12,370 |
| Other Countries - - - - - | 7,824 | 7,659 | 6,831 | 7,242 | 5,620 | 1,809 | 1,855 | 1,408 | 1,165 | 1,537 |
| | 72,614 | 66,617 | 62,065 | 76,254 | 64,505 | 14,989 | 15,505 | 13,929 | 16,241 | 13,907 |
| Fruits and Vegetables: | | | | | | | | | | |
| Fresh Fruits and Vegetables: | | | | | | | | | | |
| Fresh Fruits: | | | | | | | | | | |
| Cocoanuts (I. B.): | | | | | | | | | | |
| Maldives - - - - - No. | 3,388,429 | 3,445,027 | 3,954,137 | 3,921,200 | 4,373,957 | 6,742 | 6,625 | 8,076 | 8,863 | 8,084 |
| Straits Settlements - - - - - | 5,090,715 | 3,961,091 | 5,087,040 | 4,715,412 | 3,299,186 | 22,589 | 19,620 | 24,592 | 22,029 | 15,453 |
| Other Countries - - - - - | 1,455,434 | 794,933 | 522,053 | 644,159 | 719,527 | 3,060 | 2,059 | 1,416 | 1,521 | 2,190 |
| | 9,934,578 | 8,201,051 | 9,563,210 | 9,280,771 | 8,392,670 | 32,411 | 28,304 | 34,084 | 32,413 | 26,636 |
| Others (I. B.): | | | | | | | | | | |
| United Kingdom - - - - - | | | | | | 7,156 | 4,303 | 4,884 | 6,449 | 6,121 |
| Muscat Territory and Trucial Oman - - - - - | | | | | | 5,580 | 5,534 | 2,214 | 2,665 | 1,500 |
| Straits Settlements - - - - - | | | | | | 5,365 | 7,818 | 10,061 | 5,169 | 3,377 |
| Australia - - - - - | | | | | | 7,311 | 6,620 | 8,802 | 6,815 | 6,162 |
| Other Countries - - - - - | | | | | | 3,597 | 5,128 | 3,518 | 3,288 | 2,778 |
| | | | | | | 29,029 | 29,903 | 29,569 | 24,401 | 19,938 |
| Fresh Vegetables of all kinds (I. B.): | | | | | | | | | | |
| Italy - - - - - | | | | | | 32,981 | 29,988 | 40,262 | 62,731 | 59,237 |
| East African Protectorate - - - - - | | | | | | 462 | 1,543 | 11,635 | 3,666 | 725 |
| Japan - - - - - | | | | | | 0 | 1 | 0 | 5,334 | 670 |
| Other Countries - - - - - | | | | | | 2,323 | 2,813 | 2,640 | 3,288 | 1,950 |
| | | | | | | 35,766 | 34,345 | 54,637 | 75,019 | 62,588 |
| TOTAL, Fresh Fruits and Vegetables | | | | | | 97,206 | 92,552 | 118,290 | 131,833 | 109,162 |
| Fruits and Vegetables: Dried, Salted or Preserved, not being Canned or Bottled: | | | | | | | | | | |
| Almonds (I. B.): | | | | | | | | | | |
| France - - - - - Cwt. | 24,946 | 26,715 | 26,917 | 17,199 | 28,150 | 52,080 | 62,984 | 64,782 | 50,342 | 71,980 |
| Italy - - - - - | 10,762 | 8,572 | 17,666 | 7,379 | 36,500 | 15,248 | 13,909 | 33,482 | 19,779 | 70,594 |
| Persia - - - - - | 20,792 | 27,359 | 21,045 | 20,111 | 20,375 | 61,413 | 65,982 | 55,506 | 64,977 | 79,286 |
| Turkey, Asiatic—Levant and Black Sea - - - - - | 9,437 | 7,757 | 7,907 | 6,144 | 2,877 | 20,690 | 10,663 | 13,458 | 14,166 | 5,433 |
| Other Countries - - - - - | 384 | 3,915 | 10,112 | 6,270 | 1,363 | 868 | 5,993 | 14,932 | 13,669 | 4,714 |
| | 66,321 | 74,318 | 83,547 | 57,103 | 89,765 | 150,469 | 159,451 | 187,160 | 162,953 | 222,107 |

* Separately recorded from April 1912.

† Figures prior to 1911-12 relate to the whole of Asiatic Turkey.

Imports of Principal Articles, distinguishing Principal Countries--continued.

| ARTICLES AND COUNTRIES. | QUANTITIES. | | | | | VALUE. | | | | |
|---|-------------|-----------|-----------|-----------|----------|----------|----------|----------|----------|----------|
| | 1910-11. | 1911-12. | 1912-13. | 1913-14. | 1914-15. | 1910-11. | 1911-12. | 1912-13. | 1913-14. | 1914-15. |
| Fruits and Vegetables: Dried, Salted or Preserved not being Canned or Bottled--cont. | | | | | | | | | | |
| *Currants and Raisins (I. B.) | | | | | | £ | £ | £ | £ | £ |
| Persia - - - Cwt. | -- | -- | 19,869 | 12,211 | 15,902 | -- | -- | 14,233 | 9,593 | 15,412 |
| Other Countries - - " | -- | -- | 3,812 | 4,630 | 4,295 | -- | -- | 5,182 | 5,040 | 5,144 |
| " | -- | -- | 23,681 | 16,841 | 20,197 | -- | -- | 19,415 | 14,633 | 20,556 |
| Dates (I. B.): | | | | | | | | | | |
| Muscat Territory and Trucial Oman - Cwt. | 271,799 | 242,717 | 238,896 | 207,398 | 212,045 | 144,669 | 127,899 | 116,139 | 113,734 | 120,736 |
| Other States in Arabia - " | 75 | 15,749 | 30,802 | 32,822 | 23,951 | 38 | 6,778 | 12,177 | 13,395 | 9,743 |
| Bahrein Islands - - " | 37,703 | 23,035 | 25,234 | 20,794 | 27,841 | 17,964 | 9,919 | 11,462 | 10,888 | 12,357 |
| Persia - - - - - " | 92,052 | 119,693 | 122,966 | 105,069 | 146,761 | 43,000 | 48,518 | 51,938 | 44,029 | 63,534 |
| Turkey, Asiatic: Levant and Black Sea - - - - - } | 507,455 | 0 | 27,176 | 1,262 | 0 | 201,093 | 0 | 9,968 | 430 | 0 |
| Persian Gulf - - - - - } | 939 | 552,320 | 427,157 | 548,849 | 372,557 | 461 | 204,225 | 155,088 | 218,468 | 146,453 |
| Other Countries - - - - - } | | 9,661 | 3,835 | 2,243 | 1,163 | | 4,389 | 1,980 | 1,027 | 513 |
| " | 910,023 | 963,175 | 876,066 | 918,437 | 784,318 | 407,225 | 401,723 | 358,752 | 401,411 | 353,336 |
| Other Sorts (I. B.): | | | | | | | | | | |
| United Kingdom - Cwt. | 5,632 | 5,269 | 1,902 | 2,107 | 4,142 | 16,051 | 15,746 | 6,553 | 6,728 | 6,399 |
| Greece - - - - - " | 2,287 | 5,178 | 4,206 | 3,790 | 1,885 | 2,623 | 5,649 | 4,527 | 4,040 | 2,281 |
| China, Hong-Kong - - " | 8,431 | 8,105 | 7,826 | 7,486 | 5,260 | 7,422 | 8,384 | 5,895 | 5,900 | 4,484 |
| Persia - - - - - " | 23,973 | 23,837 | 3,005 | 3,308 | 3,268 | 23,742 | 21,306 | 5,478 | 6,748 | 6,437 |
| Straits Settlements - - " | 16,153 | 25,848 | 31,111 | 21,960 | 31,788 | 9,438 | 13,153 | 13,319 | 10,745 | 16,604 |
| Other Countries - - - " | 11,586 | 9,723 | 12,345 | 9,995 | 11,449 | 12,880 | 11,742 | 9,248 | 8,592 | 10,126 |
| " | 68,062 | 77,960 | 60,395 | 48,646 | 57,792 | 72,156 | 75,980 | 45,520 | 42,753 | 46,331 |
| TOTAL, Fruits and Vegetables, Dried, &c. | 1,044,406 | 1,115,453 | 1,043,689 | 1,041,027 | 952,072 | 629,870 | 637,154 | 610,847 | 621,750 | 652,330 |
| TOTAL, Fruits and Vegetables | -- | -- | -- | -- | -- | 727,076 | 729,706 | 729,187 | 753,583 | 761,492 |
| Furniture and Cabinet Ware: | | | | | | | | | | |
| *Bedsteads (III. G.): | | | | | | | | | | |
| United Kingdom - - - | -- | -- | -- | -- | -- | -- | -- | 22,457 | 23,406 | 19,490 |
| Other Countries - - - | -- | -- | -- | -- | -- | -- | -- | 1,856 | 1,959 | 1,150 |
| " | -- | -- | -- | -- | -- | -- | -- | 24,313 | 25,365 | 20,640 |
| *Furniture, of Wood (other than Bedsteads) (III. G.): | | | | | | | | | | |
| United Kingdom - - - | -- | -- | -- | -- | -- | -- | -- | 14,638 | 16,362 | 7,639 |
| Austria-Hungary - - - | -- | -- | -- | -- | -- | -- | -- | 7,141 | 10,479 | 2,672 |
| Other Countries - - - | -- | -- | -- | -- | -- | -- | -- | 8,532 | 9,045 | 6,256 |
| " | -- | -- | -- | -- | -- | -- | -- | 30,311 | 35,886 | 16,567 |
| *Furniture of other Materials (other than Bedsteads) (III. G.): | | | | | | | | | | |
| United Kingdom - - - | -- | -- | -- | -- | -- | -- | -- | 31,465 | 41,407 | 28,702 |
| United States - - - - | -- | -- | -- | -- | -- | -- | -- | 7,404 | 5,973 | 8,178 |
| Other Countries - - - | -- | -- | -- | -- | -- | -- | -- | 19,383 | 15,105 | 8,665 |
| " | -- | -- | -- | -- | -- | -- | -- | 53,252 | 62,485 | 45,545 |
| *Mouldings (III. G.): | | | | | | | | | | |
| Germany - - - - - - | -- | -- | -- | -- | -- | -- | -- | 32,559 | 31,015 | 13,507 |
| Other Countries - - - | -- | -- | -- | -- | -- | -- | -- | 3,565 | 5,290 | 4,081 |
| " | -- | -- | -- | -- | -- | -- | -- | 36,124 | 36,305 | 17,588 |
| Total Furniture and Cabinet Ware: | | | | | | | | | | |
| United Kingdom - - - | -- | -- | -- | -- | -- | 69,904 | 79,308 | 70,650 | 83,718 | 57,921 |
| Austria-Hungary - - - | -- | -- | -- | -- | -- | 13,473 | 15,625 | 8,175 | 11,586 | 3,336 |
| Germany - - - - - - | -- | -- | -- | -- | -- | 30,912 | 33,804 | 36,903 | 35,548 | 14,448 |
| United States - - - - | -- | -- | -- | -- | -- | 6,533 | 8,783 | 13,327 | 11,818 | 13,038 |
| Japan - - - - - - - | -- | -- | -- | -- | -- | 4,904 | 4,858 | 4,648 | 5,644 | 4,021 |
| Straits Settlements - - | -- | -- | -- | -- | -- | 3,660 | 3,971 | 3,702 | 3,295 | 2,422 |
| Other Countries - - - | -- | -- | -- | -- | -- | 6,523 | 9,234 | 11,595 | 8,432 | 5,104 |
| " | -- | -- | -- | -- | -- | 135,909 | 155,578 | 149,000 | 160,041 | 100,340 |
| Glass and Glassware: | | | | | | | | | | |
| Bangles (III. H.): | | | | | | | | | | |
| Austria-Hungary - - - | -- | -- | -- | -- | -- | 319,764 | 379,002 | 372,431 | 483,555 | 127,652 |
| Germany - - - - - - | -- | -- | -- | -- | -- | 13,463 | 4,740 | 8,803 | 18,065 | 4,625 |
| China, Treaty Ports - - | -- | -- | -- | -- | -- | 37,196 | 27,206 | 31,179 | 32,476 | 34,647 |
| Japan - - - - - - - | -- | -- | -- | -- | -- | 354 | 51 | 86 | 991 | 12,665 |
| Other Countries - - - | -- | -- | -- | -- | -- | 898 | 2,180 | 332 | 1,234 | 4,060 |
| " | -- | -- | -- | -- | -- | 371,675 | 413,179 | 412,841 | 530,321 | 183,649 |

* Separately recorded from April 1912.

† Figures prior to 1911-12 relate to the whole of Asiatic Turkey.

Imports of Principal Articles, distinguishing Principal Countries—continued.

| ARTICLES AND COUNTRIES. | QUANTITIES. | | | | | VALU. | | | | |
|--|-------------|------------|------------|------------|-----------|-----------|-----------|-----------|-----------|----------|
| | 1910-11. | 1911-12. | 1912-13. | 1913-14. | 1914-15. | 1910-11. | 1911-12. | 1912-13. | 1913-14. | 1914-15. |
| Glass and Glassware—cont. | | | | | | | | | | |
| Beads and False Pearls (III. H.): | | | | | | £ | £ | £ | £ | £ |
| Austria-Hungary - Cwt. | 4,322 | 3,481 | 3,047 | 6,329 | 2,076 | 53,004 | 41,446 | 32,018 | 37,573 | 17,401 |
| France - - - - - | 508 | 247 | 359 | 325 | 131 | 33,190 | 15,888 | 20,837 | 26,403 | 7,933 |
| Germany - - - - - | 4,335 | 2,895 | 4,370 | 3,178 | 1,691 | 22,935 | 10,712 | 15,295 | 34,316 | 7,791 |
| Italy - - - - - | 12,644 | 14,751 | 12,650 | 13,272 | 12,953 | 24,961 | 31,430 | 25,647 | 31,332 | 31,107 |
| Japan - - - - - | 3,697 | 7,122 | 16,449 | 8,613 | 10,392 | 45,875 | 56,270 | 104,069 | 39,949 | 43,300 |
| Other Countries - - - | 261 | 444 | 261 | 516 | 171 | 2,172 | 2,199 | 3,781 | 3,263 | 1,188 |
| | 25,767 | 28,940 | 37,136 | 32,233 | 27,414 | 187,137 | 157,945 | 201,607 | 162,023 | 108,720 |
| Bottles and Phials: | | | | | | | | | | |
| *Soda Water Bottles (III. H.): | | | | | | | | | | |
| United Kingdom - Gross | — | — | 27,942 | 33,922 | 23,137 | — | — | 34,823 | 42,100 | 30,421 |
| Other Countries - - - | — | — | 2,388 | 968 | 539 | — | — | 2,261 | 1,006 | 613 |
| | — | — | 30,230 | 34,890 | 23,676 | — | — | 37,084 | 43,106 | 37,034 |
| *Others (III. H.): | | | | | | | | | | |
| United Kingdom - Gross | — | — | 24,911 | 37,587 | 24,370 | — | — | 10,406 | 24,073 | 10,402 |
| Germany - - - - - | — | — | 75,968 | 100,192 | 43,686 | — | — | 34,046 | 47,347 | 18,382 |
| Japan - - - - - | — | — | 79,737 | 142,487 | 171,861 | — | — | 10,313 | 21,187 | 27,163 |
| Other Countries - - - | — | — | 30,707 | 42,146 | 36,769 | — | — | 8,893 | 10,474 | 8,718 |
| | — | — | 211,343 | 322,412 | 276,886 | — | — | 72,747 | 102,981 | 78,775 |
| Total Bottles and Phials: | | | | | | | | | | |
| United Kingdom - Gross | 37,230 | 37,916 | 52,754 | 71,509 | 52,707 | 39,942 | 38,947 | 54,319 | 66,173 | 55,913 |
| Germany - - - - - | 14,765 | 20,906 | 77,446 | 101,051 | 43,940 | 12,342 | 12,006 | 35,048 | 48,201 | 18,704 |
| Japan - - - - - | 5,434 | 6,313 | 79,957 | 142,537 | 171,915 | 545 | 719 | 10,407 | 21,256 | 27,267 |
| Other Countries - - - | 11,361 | 18,346 | 31,416 | 42,203 | 37,000 | 3,533 | 3,786 | 9,307 | 10,547 | 8,925 |
| | 68,790 | 83,481 | 241,573 | 357,300 | 305,562 | 56,362 | 55,358 | 100,331 | 146,177 | 110,800 |
| Funnels, Globes, and Glass Parts of Lamps (III. H.): | | | | | | | | | | |
| United Kingdom - - - | — | — | — | — | — | 8,907 | 9,452 | 9,610 | 9,082 | 7,836 |
| Austria-Hungary - - - | — | — | — | — | — | 28,125 | 20,708 | 31,806 | 33,700 | 6,583 |
| Belgium - - - - - | — | — | — | — | — | 6,618 | 7,150 | 14,939 | 13,430 | 7,991 |
| Germany - - - - - | — | — | — | — | — | 29,940 | 21,430 | 42,873 | 49,054 | 18,081 |
| United States - - - - | — | — | — | — | — | 1,947 | 2,509 | 5,390 | 7,919 | 5,179 |
| Japan - - - - - | — | — | — | — | — | 5,256 | 1,828 | 3,754 | 5,747 | 23,448 |
| Other Countries - - - | — | — | — | — | — | 721 | 379 | 428 | 590 | 550 |
| | — | — | — | — | — | 81,604 | 63,454 | 108,700 | 119,543 | 66,608 |
| Sheet and Plate (III. H.): | | | | | | | | | | |
| United Kingdom - Sup. ft. | 1,703,192 | 1,994,298 | 3,125,082 | 3,039,224 | 3,426,163 | 32,256 | 31,063 | 42,320 | 48,226 | 43,160 |
| Austria-Hungary - - - | 27,282 | 5,720 | 33,597 | 1,191,810 | 406,947 | 398 | 51 | 489 | 6,382 | 2,225 |
| Belgium - - - - - | 11,733,284 | 11,744,669 | 12,023,130 | 11,777,804 | 5,456,757 | 59,980 | 63,050 | 73,546 | 81,190 | 34,588 |
| Germany - - - - - | 2,425,563 | 1,354,270 | 3,480,329 | 1,933,557 | 560,764 | 14,178 | 8,195 | 20,469 | 13,087 | 4,428 |
| Other Countries - - - | 14,502 | 123,022 | 33,550 | 15,840 | 53,902 | 750 | 655 | 275 | 137 | 570 |
| | 15,908,803 | 15,226,979 | 18,705,688 | 17,958,235 | 9,906,533 | 107,562 | 103,019 | 137,108 | 146,022 | 84,971 |
| *Tableware, including Decanters, Tumblers, &c. (III. H.): | | | | | | | | | | |
| United Kingdom - - - | — | — | — | — | — | — | — | 4,728 | 6,995 | 3,550 |
| Austria-Hungary - - - | — | — | — | — | — | — | — | 6,332 | 6,504 | 3,548 |
| Belgium - - - - - | — | — | — | — | — | — | — | 16,539 | 10,783 | 6,936 |
| Germany - - - - - | — | — | — | — | — | — | — | 8,577 | 9,052 | 2,074 |
| Japan - - - - - | — | — | — | — | — | — | — | 5,963 | 12,935 | 8,130 |
| Other Countries - - - | — | — | — | — | — | — | — | 377 | 733 | 552 |
| | — | — | — | — | — | — | — | 42,516 | 53,002 | 24,796 |
| Other Glassware (III. H.): | | | | | | | | | | |
| United Kingdom - - - | — | — | — | — | — | 52,541 | 63,123 | 44,200 | 42,000 | 20,907 |
| Austria-Hungary - - - | — | — | — | — | — | 32,846 | 27,185 | 16,570 | 14,018 | 2,406 |
| Belgium - - - - - | — | — | — | — | — | 41,917 | 38,349 | 17,876 | 13,950 | 3,485 |
| Germany - - - - - | — | — | — | — | — | 72,443 | 64,169 | 40,451 | 28,802 | 7,502 |
| United States - - - - | — | — | — | — | — | 3,820 | 3,582 | 5,006 | 1,441 | 774 |
| Japan - - - - - | — | — | — | — | — | 32,886 | 33,529 | 26,420 | 24,500 | 15,821 |
| Other Countries - - - | — | — | — | — | — | 4,796 | 6,262 | 5,465 | 4,093 | 3,551 |
| | — | — | — | — | — | 241,140 | 236,179 | 156,178 | 129,303 | 63,836 |
| TOTAL, Glass and Glassware | — | — | — | — | — | 1,045,489 | 1,029,124 | 1,168,981 | 1,296,853 | 643,449 |
| Grain, Pulse, and Flour: | | | | | | | | | | |
| Barley (I. C.) - - - Cwt. | 263 | 15,521 | 14,300 | 4,206 | 1,098 | 70 | 4,548 | 4,617 | 1,168 | 257 |
| Oats (I. C.): | | | | | | | | | | |
| Cape Colony - - - Cwt. | 11,355 | 6 | 0 | 0 | 0 | 3,372 | 8 | 0 | 0 | 0 |
| Australia - - - - - | 3,508 | 5,104 | 3,054 | 24,624 | 7,344 | 1,587 | 1,348 | 1,479 | 9,510 | 2,719 |
| Other Countries - - - | 500 | 610 | 61 | 844 | 559 | 261 | 341 | 77 | 470 | 232 |
| | 15,363 | 5,720 | 3,115 | 25,468 | 8,403 | 5,220 | 1,897 | 1,556 | 9,980 | 2,951 |

* Separately recorded from April 1912.

Imports of Principal Articles, distinguishing Principal Countries—continued.

| ARTICLES AND COUNTRIES. | QUANTITIES. | | | | | VALUE. | | | | |
|---|-------------|----------|----------|----------|----------|----------|----------|----------|----------|----------|
| | 1910-11. | 1911-12. | 1912-13. | 1913-14. | 1914-15. | 1910-11. | 1911-12. | 1912-13. | 1913-14. | 1914-15. |
| Grain, Pulse, and Flour—cont. | | | | | | | | | | |
| Pulse (I. C.) | | | | | | £ | £ | £ | £ | £ |
| China, Hong-Kong - Cwt. | 7,982 | 5,822 | 9,122 | 11,643 | 50,823 | 2,646 | 1,985 | 3,174 | 4,345 | 21,426 |
| Treaty Ports - " | 11 | 3,574 | 253 | 4,259 | 63,953 | 4 | 1,311 | 135 | 1,500 | 27,454 |
| Turkey, Asiatic: Persian Gulf* - " | 8,754 | 19,139 | 26,912 | 1,829 | 1,181 | 3,518 | 9,653 | 13,269 | 782 | 537 |
| Other Countries - " | 4,387 | 14,070 | 9,652 | 6,725 | 9,745 | 1,639 | 4,874 | 4,180 | 2,959 | 4,775 |
| " | 21,134 | 42,605 | 45,939 | 24,456 | 125,702 | 7,852 | 17,823 | 20,758 | 9,586 | 54,192 |
| Rice in the Husk (I. C.) Cwt. | 481 | 4,356 | 734 | 1,937 | 294 | 101 | 1,134 | 220 | 467 | 80 |
| Rice not in the Husk (I. C.): | | | | | | | | | | |
| Straits Settlements - Cwt. | 123,270 | 1,126 | 2,573 | 222,164 | 319,619 | 51,476 | 538 | 1,363 | 116,975 | 151,981 |
| Other Countries - " | 1,576 | 1,568 | 3,438 | 3,674 | 8,250 | 831 | 831 | 1,950 | 1,849 | 3,268 |
| " | 124,846 | 2,694 | 6,011 | 225,838 | 327,869 | 52,307 | 1,369 | 3,313 | 118,824 | 155,249 |
| Wheat (I. C.): | | | | | | | | | | |
| Persia - Cwt. | 401 | 11,261 | 2,114 | 0 | 11,970 | 150 | 5,173 | 952 | 0 | 6,005 |
| Turkey, Asiatic: Persian Gulf* - " | 197 | 21,168 | 46,486 | 4 | 1,099 | 77 | 10,518 | 23,401 | 3 | 478 |
| Other Countries - " | 395 | 2,936 | 2,172 | 142 | 15,969 | 96 | 868 | 854 | 56 | 7,920 |
| " | 993 | 35,365 | 50,772 | 146 | 29,038 | 323 | 16,559 | 25,207 | 59 | 14,403 |
| Wheat Flour in Bags (I. C.): | | | | | | | | | | |
| China, Hong-Kong - Cwt. | 43,677 | 53,067 | 45,958 | 69,358 | 17,319 | 22,701 | 26,820 | 23,151 | 36,225 | 10,110 |
| Australia - " | 9,133 | 21,248 | 8,754 | 11,730 | 8,893 | 4,907 | 10,510 | 4,429 | 6,539 | 4,923 |
| Japan - " | 0 | 0 | 13 | 3,073 | 26,549 | 0 | 0 | 12 | 1,618 | 15,048 |
| Other Countries - " | 5,217 | 3,850 | 3,815 | 1,631 | 2,754 | 3,221 | 2,477 | 2,410 | 1,130 | 1,723 |
| " | 58,027 | 78,168 | 58,540 | 85,792 | 55,515 | 30,829 | 39,807 | 30,002 | 45,507 | 31,804 |
| Other Sorts (I. C.) - " | 2,229 | 6,269 | 5,151 | 2,607 | 226,374 | 747 | 2,039 | 1,522 | 969 | 52,514 |
| TOTAL Grain, Pulse, and Flour | 223,336 | 190,693 | 184,652 | 370,452 | 774,293 | 97,449 | 84,976 | 87,195 | 186,560 | 311,450 |
| Gums and Resins: | | | | | | | | | | |
| Arabic (II. B.): | | | | | | | | | | |
| Aden - Cwt. | 8,506 | 5,335 | 7,930 | 6,801 | 3,725 | 10,286 | 8,039 | 12,915 | 8,636 | 4,457 |
| Other Countries - " | 680 | 270 | 2,212 | 1,224 | 398 | 896 | 373 | 3,427 | 1,482 | 437 |
| " | 9,186 | 5,605 | 10,142 | 8,025 | 4,123 | 11,182 | 8,412 | 16,342 | 10,118 | 4,894 |
| Benjamin (II. B.): | | | | | | | | | | |
| Straits Settlements - Cwt. | 12,025 | 16,388 | 14,982 | 13,545 | 12,638 | 28,275 | 44,162 | 40,835 | 32,965 | 33,737 |
| Other Countries - " | 12 | 42 | 2 | 635 | 794 | 35 | 136 | 5 | 1,780 | 1,238 |
| " | 12,037 | 16,430 | 14,984 | 14,180 | 13,432 | 28,310 | 44,298 | 40,840 | 34,745 | 34,975 |
| Olibanum or Frankincense (II. B.): | | | | | | | | | | |
| Aden - Cwt. | 15,542 | 20,737 | 12,181 | 17,458 | 2,843 | 15,821 | 20,572 | 13,685 | 15,505 | 2,717 |
| Muscat Territory and Trucial Oman - " | 23,078 | 19,266 | 29,091 | 14,915 | 5,226 | 17,890 | 16,599 | 24,433 | 12,238 | 4,062 |
| Turkey, Asiatic and Red Sea* - " | 0 | 0 | 0 | 1,635 | 9,217 | 0 | 0 | 0 | 1,419 | 6,320 |
| Other Countries - " | 4,242 | 3,559 | 5,871 | 4,229 | 2,895 | 3,014 | 3,245 | 5,560 | 3,571 | 2,285 |
| " | 42,862 | 43,562 | 46,943 | 38,237 | 20,181 | 36,725 | 40,416 | 43,678 | 32,643 | 15,334 |
| Rosin (II. B.): | | | | | | | | | | |
| United Kingdom - Cwt. | 8,329 | 20,353 | 12,287 | 13,988 | 10,162 | 5,652 | 18,483 | 12,112 | 10,475 | 6,622 |
| United States - " | 27,731 | 43,068 | 45,999 | 25,984 | 13,811 | 18,843 | 41,354 | 45,684 | 18,868 | 8,618 |
| Other Countries - " | 4,661 | 3,945 | 2,731 | 4,816 | 350 | 3,067 | 2,703 | 2,497 | 3,807 | 226 |
| " | 40,721 | 66,766 | 61,017 | 44,788 | 24,323 | 27,562 | 62,540 | 60,293 | 33,150 | 15,466 |
| Other Sorts (II. B.): | | | | | | | | | | |
| Persia - Cwt. | 30,107 | 17,291 | 28,462 | 30,963 | 3,928 | 26,358 | 16,533 | 28,437 | 32,329 | 3,625 |
| Other Countries - " | 4,240 | 4,017 | 2,823 | 3,295 | 6,049 | 7,229 | 7,510 | 5,909 | 6,321 | 9,111 |
| " | 34,347 | 21,308 | 31,285 | 34,258 | 9,977 | 33,587 | 24,043 | 34,346 | 38,650 | 12,736 |
| TOTAL Gums and Resins | 139,153 | 153,671 | 164,371 | 139,538 | 72,026 | 137,366 | 179,709 | 195,499 | 149,306 | 83,405 |

* Figures prior to 1911-12 relate to the whole of Asiatic Turkey.

Imports of Principal Articles, distinguishing Principal Countries—continued.

| ARTICLES AND COUNTRIES. | QUANTITIES. | | | | | VALUE. | | | | |
|--|-------------|----------|-----------|-----------|-----------|----------|----------|----------|----------|----------|
| | 1910-11. | 1911-12. | 1912-13. | 1913-14. | 1914-15. | 1910-11. | 1911-12. | 1912-13. | 1913-14. | 1914-15. |
| *Hair and Manufactures of Hair: | | | | | | £ | £ | £ | £ | £ |
| Hair of all kinds (II. J.): | | | | | | | | | | |
| United Kingdom - Cwt. | — | — | 528 | 1,233 | 309 | — | — | 4,086 | 10,526 | 2,302 |
| Other Countries - " | — | — | 1841 | 570 | 407 | — | — | 308 | 1,120 | 608 |
| — | — | — | 662 | 1,802 | 716 | — | — | 4,484 | 11,646 | 2,910 |
| Manufactures of Hair, other than Toilet Requisites (III. P.) | — | — | — | — | — | — | — | 5,134 | 5,733 | 7,013 |
| Hardware (excluding Cutlery and Electroplated Ware): | | | | | | | | | | |
| Agricultural Implements (III. E.): | | | | | | | | | | |
| United Kingdom | — | — | — | — | — | 63,151 | 67,115 | 83,580 | 97,014 | 70,665 |
| United States | — | — | — | — | — | 3,942 | 5,658 | 6,666 | 6,260 | 7,040 |
| Other Countries | — | — | — | — | — | 1,330 | 1,107 | 3,129 | 4,118 | 733 |
| — | — | — | — | — | — | 68,423 | 73,880 | 93,375 | 107,401 | 84,438 |
| *Buckets of Tinned or Galvanised Iron (III. E.): | | | | | | | | | | |
| United Kingdom | — | — | — | — | — | — | — | 57,702 | 66,973 | 44,965 |
| Other Countries | — | — | — | — | — | — | — | 175 | 92 | 148 |
| — | — | — | — | — | — | — | — | 57,877 | 67,065 | 45,113 |
| *Builders' Hardware, such as Locks, Hinges, Door Bolts, &c. (III. E.): | | | | | | | | | | |
| United Kingdom | — | — | — | — | — | — | — | 67,939 | 63,079 | 53,300 |
| Belgium | — | — | — | — | — | — | — | 6,291 | 5,454 | 1,315 |
| Germany | — | — | — | — | — | — | — | 45,248 | 68,858 | 24,780 |
| Sweden | — | — | — | — | — | — | — | 13,751 | 9,735 | 7,314 |
| United States | — | — | — | — | — | — | — | 12,914 | 13,992 | 7,193 |
| Other Countries | — | — | — | — | — | — | — | 1,183 | 2,058 | 870 |
| — | — | — | — | — | — | — | — | 147,270 | 164,176 | 94,871 |
| *Domestic Hardware, other than Enamelled Iron Ware (III. E.): | | | | | | | | | | |
| United Kingdom | — | — | — | — | — | — | — | 55,432 | 55,750 | 40,427 |
| Germany | — | — | — | — | — | — | — | 54,433 | 46,910 | 12,013 |
| Japan | — | — | — | — | — | — | — | 2,571 | 6,390 | 2,041 |
| Other Countries | — | — | — | — | — | — | — | 11,368 | 15,004 | 7,820 |
| — | — | — | — | — | — | — | — | 123,804 | 124,654 | 63,301 |
| Enamelled Ironware (III. E.): | | | | | | | | | | |
| United Kingdom | — | — | — | — | — | 13,446 | 14,780 | 14,006 | 15,381 | 10,484 |
| Austria-Hungary | — | — | — | — | — | 90,137 | 119,860 | 135,449 | 124,022 | 40,323 |
| Germany | — | — | — | — | — | 20,881 | 30,001 | 43,590 | 41,055 | 13,375 |
| Other Countries | — | — | — | — | — | 2,366 | 3,806 | 1,792 | 3,393 | 2,012 |
| — | — | — | — | — | — | 126,850 | 168,447 | 194,837 | 184,451 | 66,794 |
| Implements and Tools, other than Agricultural Implements and Machine Tools (III. E.): | | | | | | | | | | |
| United Kingdom | — | — | — | — | — | 129,989 | 129,554 | 163,621 | 211,039 | 189,283 |
| Belgium | — | — | — | — | — | 2,368 | 2,764 | 5,160 | 5,909 | 2,489 |
| Germany | — | — | — | — | — | 7,201 | 6,940 | 16,116 | 16,988 | 6,902 |
| United States | — | — | — | — | — | 16,836 | 14,125 | 22,862 | 31,908 | 25,186 |
| Other Countries | — | — | — | — | — | 1,754 | 1,870 | 3,530 | 5,787 | 1,443 |
| — | — | — | — | — | — | 158,568 | 155,162 | 231,289 | 271,631 | 225,003 |
| *Lamps, Metal (III. E.): | | | | | | | | | | |
| United Kingdom - No. | — | — | 500,540 | 504,558 | 288,742 | — | — | 45,124 | 44,537 | 32,347 |
| Austria-Hungary - " | — | — | 397,115 | 412,584 | 143,670 | — | — | 28,184 | 33,531 | 9,540 |
| Germany - " | — | — | 870,236 | 1,686,727 | 480,623 | — | — | 45,174 | 67,625 | 25,712 |
| United States - " | — | — | 696,695 | 1,102,940 | 473,932 | — | — | 77,171 | 118,748 | 40,623 |
| Japan - " | — | — | 318,084 | 915,118 | 510,191 | — | — | 2,000 | 5,435 | 4,143 |
| Other Countries - " | — | — | 80,436 | 40,611 | 15,741 | — | — | 5,436 | 3,686 | 3,553 |
| — | — | — | 2,663,106 | 4,662,438 | 1,892,899 | — | — | 203,689 | 273,562 | 125,218 |
| *Lamps, Glass (III. E.): | | | | | | | | | | |
| Austria-Hungary - No. | — | — | 249,065 | 181,240 | 60,168 | — | — | 5,630 | 3,925 | 912 |
| Other Countries - " | — | — | 272,526 | 591,948 | 304,492 | — | — | 8,253 | 7,083 | 3,211 |
| — | — | — | 521,591 | 773,197 | 364,660 | — | — | 13,882 | 11,008 | 4,123 |
| *Parts of Lamps, other than Glass (III. E.): | | | | | | | | | | |
| United Kingdom | — | — | — | — | — | — | — | 28,036 | 26,092 | 24,299 |
| Austria-Hungary | — | — | — | — | — | — | — | 18,916 | 20,320 | 5,113 |
| Germany | — | — | — | — | — | — | — | 19,802 | 17,613 | 6,717 |
| Japan | — | — | — | — | — | — | — | 5,634 | 8,074 | 7,926 |
| United States | — | — | — | — | — | — | — | 6,451 | 3,247 | 4,211 |
| Other Countries | — | — | — | — | — | — | — | 1,620 | 874 | 2,331 |
| — | — | — | — | — | — | — | — | 80,569 | 76,220 | 50,567 |

* Separately recorded from April 1912.

Imports of Principal Articles, distinguishing Principal Countries.—continued.

| ARTICLES AND COUNTRIES. | QUANTITIES. | | | | | VALUE. | | | | |
|--|-------------|----------|----------|----------|----------|-----------|-----------|-----------|-----------|-----------|
| | 1910-11. | 1911-12. | 1912-13. | 1913-14. | 1914-15. | 1910-11. | 1911-12. | 1912-13. | 1913-14. | 1914-15. |
| Hardware (excluding Cutlery and Plated Ware)—cont. | | | | | | £ | £ | £ | £ | £ |
| *Lampware (III. E.): | | | | | | | | | | |
| United Kingdom | — | — | — | — | — | 70,605 | 89,552 | — | — | — |
| Austria-Hungary | — | — | — | — | — | 44,618 | 41,215 | — | — | — |
| Germany | — | — | — | — | — | 59,072 | 66,452 | — | — | — |
| United States | — | — | — | — | — | 37,221 | 56,702 | — | — | — |
| Japan | — | — | — | — | — | 8,717 | 7,553 | — | — | — |
| Other Countries | — | — | — | — | — | 6,621 | 6,806 | — | — | — |
| | — | — | — | — | — | 226,854 | 268,280 | — | — | — |
| †Safes and Strong Boxes of Metal (III. E.): | | | | | | | | | | |
| United Kingdom - No. | — | — | 3,269 | 5,399 | 4,661 | — | — | 11,086 | 13,114 | 10,639 |
| Austria-Hungary | — | — | 1,340 | 1,548 | 318 | — | — | 7,636 | 9,527 | 1,932 |
| Other Countries - " | — | — | 710 | 644 | 477 | — | — | 4,826 | 4,536 | 2,130 |
| | — | — | 5,319 | 7,591 | 5,456 | — | — | 23,548 | 27,177 | 14,695 |
| Other Sorts (III. E.): | | | | | | | | | | |
| United Kingdom | — | — | — | — | — | 879,785 | 939,528 | 757,175 | 910,365 | 720,154 |
| Austria-Hungary | — | — | — | — | — | 25,879 | 29,341 | 22,126 | 27,608 | 12,478 |
| Belgium | — | — | — | — | — | 32,716 | 33,238 | 21,215 | 24,632 | 8,890 |
| France | — | — | — | — | — | 12,894 | 12,589 | 8,752 | 13,396 | 3,581 |
| Germany | — | — | — | — | — | 274,942 | 274,163 | 195,313 | 217,088 | 81,886 |
| Holland | — | — | — | — | — | 5,445 | 3,627 | 4,849 | 8,274 | 4,223 |
| Norway | — | — | — | — | — | 3,899 | 5,455 | 4,174 | 4,822 | 4,057 |
| Sweden | — | — | — | — | — | 13,145 | 13,617 | 8,005 | 7,536 | 4,850 |
| United States | — | — | — | — | — | 68,681 | 67,900 | 60,270 | 76,867 | 57,995 |
| Ceylon | — | — | — | — | — | 4,943 | 6,350 | 4,725 | 6,750 | 5,361 |
| Japan | — | — | — | — | — | 11,082 | 14,339 | 10,957 | 14,420 | 15,337 |
| Straits Settlements | — | — | — | — | — | 5,592 | 5,423 | 3,412 | 3,581 | 4,770 |
| Other Countries | — | — | — | — | — | 10,639 | 12,439 | 7,694 | 9,405 | 9,842 |
| | — | — | — | — | — | 1,349,642 | 1,418,009 | 1,108,667 | 1,324,744 | 933,524 |
| TOTAL, Hardware, &c. | — | — | — | — | — | 1,980,337 | 2,083,778 | 2,278,817 | 2,632,089 | 1,706,667 |
| Hides and Skins, Raw: | | | | | | | | | | |
| Hides, Raw (II. C.): | | | | | | | | | | |
| Aden - - - Cwt. | 3,684 | 1,646 | 566 | 1,112 | 867 | 7,172 | 3,610 | 1,243 | 2,502 | 2,874 |
| Straits Settlements - " | 4,855 | 2,503 | 3,070 | 3 | 5 | 15,453 | 9,074 | 11,486 | 9 | 18 |
| Other Countries - " | 1,893 | 2,432 | 1,695 | 2,906 | 2,842 | 5,610 | 6,883 | 5,856 | 8,424 | 7,640 |
| | 10,432 | 6,581 | 5,331 | 4,021 | 3,714 | 28,235 | 19,567 | 18,585 | 10,935 | 10,527 |
| Skins, Raw (II. C.): | | | | | | | | | | |
| Aden - - - Cwt. | 1,236 | 2,248 | 2,769 | 4,304 | 4,382 | 5,550 | 13,686 | 9,865 | 13,331 | 12,800 |
| Ceylon - - - " | 7,164 | 7,972 | 7,461 | 7,988 | 5,128 | 21,179 | 23,142 | 20,834 | 23,461 | 14,494 |
| Persia - - - " | 7,368 | 6,567 | 8,762 | 10,723 | 7,451 | 20,389 | 18,355 | 24,349 | 29,434 | 20,458 |
| Straits Settlements - " | 1,631 | 1,823 | 1,778 | 1,614 | 1,034 | 6,060 | 6,271 | 6,351 | 5,620 | 3,818 |
| Other Countries - " | 2,750 | 2,201 | 3,204 | 4,256 | 2,523 | 11,707 | 8,424 | 12,450 | 18,285 | 9,635 |
| | 20,149 | 20,811 | 23,974 | 28,885 | 20,518 | 64,885 | 69,878 | 73,949 | 90,131 | 61,235 |
| TOTAL, Hides and Skins, Raw | 30,581 | 27,392 | 29,305 | 32,906 | 24,232 | 93,120 | 89,445 | 92,434 | 101,066 | 71,762 |
| Hops (I. I.): | | | | | | | | | | |
| United Kingdom - Cwt. | 1,384 | 1,890 | 1,186 | 762 | 671 | 10,031 | 18,183 | 10,850 | 7,502 | 5,022 |
| Other Countries - " | 597 | 657 | 1,173 | 828 | 595 | 3,455 | 6,369 | 8,381 | 2,027 | 3,454 |
| | 1,981 | 2,547 | 2,359 | 1,090 | 1,266 | 13,486 | 24,572 | 19,231 | 9,529 | 8,476 |
| Horns, Tips and pieces of Horn, and Hornmeal (II. J.) - Cwt. | 206 | 125 | 74 | 153 | 42 | 7,248 | 4,064 | 1,743 | 5,085 | 1,846 |
| Instruments, Apparatus, and Appliances, and Parts thereof: | | | | | | | | | | |
| Electrical, other than Telegraphic and Telephone not being Machinery: | | | | | | | | | | |
| †Electric Fans and parts thereof (III. E.): | | | | | | | | | | |
| United Kingdom | — | — | — | — | — | — | — | 20,202 | 32,328 | 28,497 |
| Italy | — | — | — | — | — | — | — | 14,205 | 15,850 | 10,416 |
| United States | — | — | — | — | — | — | — | 18,878 | 23,340 | 12,549 |
| Other Countries | — | — | — | — | — | — | — | 3,777 | 10,701 | 3,602 |
| | — | — | — | — | — | — | — | 57,057 | 82,219 | 55,064 |
| †Electric Lamps and parts thereof (III. E.): | | | | | | | | | | |
| United Kingdom | — | — | — | — | — | — | — | 33,181 | 41,780 | 24,462 |
| Austria-Hungary | — | — | — | — | — | — | — | 2,486 | 6,346 | 1,705 |
| Germany | — | — | — | — | — | — | — | 8,023 | 8,993 | 2,766 |
| Other Countries | — | — | — | — | — | — | — | 5,304 | 3,590 | 2,130 |
| | — | — | — | — | — | — | — | 48,994 | 60,709 | 31,063 |

* From April 1912 subdivided into "Lamps, Metal"; "Lamps, Glass"; and "Parts of Lamps other than Glass."
† Separately recorded from April 1912.

Imports of Principal Articles, distinguishing Principal Countries—continued.

| ARTICLES AND COUNTRIES. | QUANTITIES. | | | | | VALUE. | | | | |
|---|-------------|----------|----------|----------|----------|----------|----------|----------|----------|----------|
| | 1910-11. | 1911-12. | 1912-13. | 1913-14. | 1914-15. | 1910-11. | 1911-12. | 1912-13. | 1913-14. | 1914-15. |
| Instruments, Apparatus, and Appliances, and Parts thereof—cont. | | | | | | | | | | |
| Electrical, other than Telegraphic and Telephone not being Machinery—cont. | | | | | | | | | | |
| *Electric Wires and Cables (III. E.): | | | | | | £ | £ | £ | £ | £ |
| United Kingdom | — | — | — | — | — | — | — | 131,862 | 144,208 | 140,038 |
| Germany | — | — | — | — | — | — | — | 14,842 | 5,450 | 1,578 |
| Other Countries | — | — | — | — | — | — | — | 3,976 | 8,673 | 2,597 |
| | — | — | — | — | — | — | — | 150,680 | 158,331 | 153,243 |
| *Other Sorts (III. E.): | | | | | | | | | | |
| United Kingdom | — | — | — | — | — | — | — | 240,518 | 337,336 | 290,225 |
| Germany | — | — | — | — | — | — | — | 28,006 | 34,479 | 7,080 |
| United States | — | — | — | — | — | — | — | 13,503 | 52,347 | 18,534 |
| Other Countries | — | — | — | — | — | — | — | 6,990 | 11,051 | 7,219 |
| | — | — | — | — | — | — | — | 289,017 | 434,813 | 323,058 |
| Total Electrical, &c.: | | | | | | | | | | |
| United Kingdom | — | — | — | — | — | 294,344 | 300,062 | 431,760 | 545,052 | 492,252 |
| Austria-Hungary | — | — | — | — | — | 4,881 | 4,347 | 6,611 | 14,208 | 5,374 |
| Belgium | — | — | — | — | — | 4,420 | 949 | 4,276 | 7,455 | 1,003 |
| Germany | — | — | — | — | — | 28,246 | 35,266 | 53,524 | 43,177 | 13,719 |
| Italy | — | — | — | — | — | 1,200 | 371 | 15,033 | 18,000 | 12,401 |
| United States | — | — | — | — | — | 4,441 | 5,401 | 34,478 | 79,368 | 32,565 |
| Other Countries | — | — | — | — | — | 5,841 | 3,132 | 6,082 | 8,521 | 5,114 |
| | — | — | — | — | — | 343,382 | 440,128 | 551,759 | 716,472 | 602,428 |
| Musical: | | | | | | | | | | |
| *Organs and Harmoniums complete (III. E.) - No. | | | | | | | | | | |
| | — | — | 378 | 568 | 352 | — | — | 4,034 | 4,006 | 2,534 |
| *Pianos and Piano-players complets (III. E.) | | | | | | | | | | |
| United Kingdom - No. | — | — | 382 | 411 | 378 | — | — | 12,900 | 14,387 | 12,100 |
| Germany - " | — | — | 319 | 324 | 81 | — | — | 11,635 | 12,845 | 3,122 |
| Other Countries - " | — | — | 141 | 83 | 34 | — | — | 4,641 | 2,909 | 905 |
| | — | — | 842 | 818 | 493 | — | — | 28,176 | 30,141 | 16,227 |
| *Talking Machines and Accessories (III. E.): | | | | | | | | | | |
| United Kingdom | — | — | — | — | — | — | — | 26,768 | 53,074 | 21,677 |
| Germany | — | — | — | — | — | — | — | 9,043 | 7,029 | 2,451 |
| Italy | — | — | — | — | — | — | — | 5,032 | 6,346 | 3,737 |
| Other Countries | — | — | — | — | — | — | — | 7,263 | 4,063 | 2,122 |
| | — | — | — | — | — | — | — | 48,106 | 71,412 | 29,987 |
| *Other Sorts, including parts of Musical Instruments (III. E.): | | | | | | | | | | |
| United Kingdom | — | — | — | — | — | — | — | 28,182 | 17,445 | 18,201 |
| France | — | — | — | — | — | — | — | 7,259 | 7,363 | 3,953 |
| Germany | — | — | — | — | — | — | — | 17,581 | 16,388 | 5,605 |
| Other Countries | — | — | — | — | — | — | — | 5,201 | 6,114 | 4,504 |
| | — | — | — | — | — | — | — | 58,223 | 47,310 | 32,263 |
| Total Musical: | | | | | | | | | | |
| United Kingdom | — | — | — | — | — | 76,743 | 73,770 | 69,578 | 85,951 | 53,168 |
| Austria-Hungary | — | — | — | — | — | 2,757 | 2,580 | 4,083 | 5,294 | 1,390 |
| Belgium | — | — | — | — | — | 6,734 | 2,552 | 524 | 460 | 207 |
| France | — | — | — | — | — | 29,136 | 17,255 | 9,805 | 8,844 | 4,316 |
| Germany | — | — | — | — | — | 38,171 | 37,501 | 38,502 | 37,511 | 11,230 |
| Italy | — | — | — | — | — | 2,801 | 3,307 | 5,172 | 6,710 | 3,322 |
| United States | — | — | — | — | — | 5,371 | 3,111 | 3,560 | 3,769 | 3,301 |
| Other Countries | — | — | — | — | — | 3,817 | 5,026 | 7,707 | 4,730 | 3,766 |
| | — | — | — | — | — | 165,020 | 145,062 | 139,611 | 152,859 | 81,190 |
| Optical (III. E.): | | | | | | | | | | |
| United Kingdom | — | — | — | — | — | 16,710 | 19,803 | 21,014 | 23,102 | 17,040 |
| France | — | — | — | — | — | 4,608 | 3,758 | 8,385 | 10,783 | 3,033 |
| Other Countries | — | — | — | — | — | 12,427 | 7,207 | 8,972 | 13,027 | 5,772 |
| | — | — | — | — | — | 33,745 | 30,868 | 38,371 | 46,912 | 25,905 |
| Photographic (III. E.): | | | | | | | | | | |
| United Kingdom | — | — | — | — | — | 56,269 | 64,537 | 62,380 | 74,927 | 53,940 |
| Other Countries | — | — | — | — | — | 4,094 | 4,848 | 4,729 | 6,162 | 3,883 |
| | — | — | — | — | — | 60,363 | 69,385 | 67,109 | 81,089 | 57,823 |

* Separately recorded from April 1912.

Imports of Principal Articles, distinguishing Principal Countries—continued.

| ARTICLES AND COUNTRIES. | QUANTITIES. | | | | | VALUE. | | | | |
|--|-------------|----------|----------|----------|----------|----------|----------|----------|-----------|----------|
| | 1910-11. | 1911-12. | 1912-13. | 1913-14. | 1914-15. | 1910-11. | 1911-12. | 1912-13. | 1913-14. | 1914-15. |
| Instruments, Apparatus, and Appliances, and Parts thereof—cont. | | | | | | | | | | |
| *Scientific and Philosophical (III. E.): | | | | | | £ | £ | £ | £ | £ |
| United Kingdom - - - | — | — | — | — | — | 91,647 | 102,100 | 79,834 | 82,245 | 63,177 |
| Germany - - - - - | — | — | — | — | — | 6,950 | 5,050 | 3,735 | 4,826 | 1,745 |
| Other Countries - - - | — | — | — | — | — | 8,026 | 6,466 | 8,239 | 4,591 | 4,447 |
| | — | — | — | — | — | 106,623 | 113,616 | 91,808 | 91,662 | 69,369 |
| Surgical (III. E.): | | | | | | | | | | |
| United Kingdom - - - | — | — | — | — | — | 56,835 | 57,491 | 61,908 | 63,316 | 49,860 |
| Germany - - - - - | — | — | — | — | — | 6,187 | 5,694 | 4,257 | 7,654 | 4,211 |
| United States - - - - | — | — | — | — | — | 4,249 | 3,835 | 5,009 | 7,205 | 7,374 |
| Other Countries - - - | — | — | — | — | — | 1,427 | 925 | 1,141 | 2,930 | 1,830 |
| | — | — | — | — | — | 68,698 | 67,745 | 72,310 | 81,105 | 63,275 |
| †Other Kinds (III. E.): | | | | | | | | | | |
| United Kingdom - - - | — | — | — | — | — | — | — | 24,486 | 35,635 | 27,219 |
| Other Countries - - - | — | — | — | — | — | — | — | 3,130 | 8,230 | 3,509 |
| | — | — | — | — | — | — | — | 27,616 | 43,915 | 30,728 |
| TOTAL, Instruments, Apparatus, &c. | — | — | — | — | — | 778,431 | 866,794 | 983,584 | 1,214,014 | 890,718 |
| Ivory: | | | | | | | | | | |
| Unmanufactured (II. J.): | | | | | | | | | | |
| United Kingdom - Lb. | 148,519 | 94,004 | 113,391 | 109,512 | 146,467 | 83,916 | 51,487 | 63,959 | 66,337 | 84,114 |
| Germany - - - - - | 33,733 | 35,777 | 69,063 | 68,556 | 41,440 | 17,246 | 13,115 | 36,924 | 37,088 | 21,141 |
| Holland - - - - - | 16,981 | 24,398 | 1,725 | 0 | 0 | 9,631 | 14,243 | 901 | 0 | 0 |
| East African Protectorate | 32,694 | 28,020 | 26,098 | 15,425 | 10,013 | 16,948 | 14,379 | 14,117 | 6,823 | 3,494 |
| Zanzibar and Pemba - " | 55,034 | 42,044 | 17,192 | 23,967 | 7,875 | 26,268 | 22,026 | 9,366 | 10,378 | 3,000 |
| Aden - - - - - | 41,810 | 8,468 | 6,002 | 3,297 | 1,222 | 21,619 | 4,438 | 2,557 | 1,345 | 472 |
| Other Countries - - - | 15,090 | 15,696 | 6,963 | 12,104 | 5,555 | 7,867 | 8,266 | 3,513 | 7,456 | 2,727 |
| | 343,861 | 248,407 | 242,434 | 232,861 | 212,572 | 183,495 | 132,959 | 131,337 | 129,432 | 114,948 |
| Manufactured (III. P.): | | | | | | | | | | |
| United Kingdom - - - | — | — | — | — | — | 2,981 | 2,654 | 3,833 | 10,433 | 5,443 |
| Germany - - - - - | — | — | — | — | — | 5,894 | 6,848 | 10,947 | 9,895 | 5,492 |
| Other Countries - - - | — | — | — | — | — | 5,373 | 5,685 | 2,556 | 3,272 | 4,873 |
| | — | — | — | — | — | 14,248 | 15,187 | 17,336 | 23,605 | 15,808 |
| TOTAL, Ivory | — | — | — | — | — | 197,743 | 148,146 | 148,673 | 153,037 | 130,756 |
| Jewellery (excluding Imitation Jewellery and Precious Stones and Pearls unset) also Plate of Gold and Silver: | | | | | | | | | | |
| Jewellery (III. P.): | | | | | | | | | | |
| United Kingdom - - - | — | — | — | — | — | 39,871 | 153,745 | 48,868 | 51,414 | 21,521 |
| Austria-Hungary - - - | — | — | — | — | — | 2,187 | 1,644 | 37 | 207 | 604 |
| France - - - - - | — | — | — | — | — | 882 | 3,300 | 12,824 | 0 | 67 |
| Germany - - - - - | — | — | — | — | — | 2,229 | 21,669 | 8,176 | 10,238 | 60 |
| Ceylon - - - - - | — | — | — | — | — | 21,144 | 15,640 | 2,721 | 7,085 | 5,247 |
| China, Hong-Kong - - - | — | — | — | — | — | 6,477 | 272 | 448 | 284 | 457 |
| " Treaty Ports - - - | — | — | — | — | — | 28,613 | 314 | 5,123 | 3,035 | 5,471 |
| Straits Settlements - - | — | — | — | — | — | 1,566 | 13,535 | 5,236 | 9,097 | 24,502 |
| Other Countries - - - | — | — | — | — | — | 1,111 | 2,777 | 985 | 5,423 | 3,687 |
| | — | — | — | — | — | 104,080 | 212,905 | 84,478 | 86,783 | 61,616 |
| Plate of Gold and Silver (III. P.) | | | | | | | | | | |
| United Kingdom - - - | — | — | — | — | — | 31,052 | 27,291 | 32,733 | 32,931 | 21,946 |
| China, Treaty Ports - - | — | — | — | — | — | 2,788 | 4,756 | 5,434 | 3,747 | 3,526 |
| Other Countries - - - | — | — | — | — | — | 6,784 | 2,773 | 4,082 | 7,321 | 5,269 |
| | — | — | — | — | — | 40,624 | 34,822 | 42,299 | 43,999 | 30,741 |
| TOTAL, Jewellery, &c. | — | — | — | — | — | 144,704 | 247,727 | 126,777 | 130,782 | 92,357 |
| Lac: | | | | | | | | | | |
| Stick and Seed (II. B.): | | | | | | | | | | |
| Straits Settlements - Cwt. | 2,615 | 1,676 | 8,201 | 13,303 | 977 | 5,456 | 3,343 | 12,769 | 26,069 | 2,247 |
| Other Countries - - - | 55 | 2 | 2,702 | 15 | 0 | 100 | 5 | 4,120 | 43 | 0 |
| | 2,670 | 1,678 | 10,903 | 13,318 | 977 | 5,556 | 3,348 | 16,889 | 26,112 | 2,247 |

* Figures prior to 1912-13 include "Other Kinds."

† Figures prior to 1912-13 included with "Scientific and Philosophical."

Imports of Principal Articles, distinguishing Principal Countries—continued.

| ARTICLES AND COUNTRIES. | QUANTITIES. | | | | | VALUE. | | | | |
|---|-------------|-----------|-----------|-----------|-----------|----------|----------|----------|----------|----------|
| | 1910-11. | 1911-12. | 1912-13. | 1913-14. | 1914-15. | 1910-11. | 1911-12. | 1912-13. | 1913-14. | 1914-15. |
| <i>Lac—cont.</i> | | | | | | £ | £ | £ | £ | £ |
| Other Kinds (excluding Lac Dye) (II. B.) - Cwt. | 23 | 57 | 185 | 139 | 234 | 111 | 305 | 962 | 846 | 483 |
| TOTAL, Lac - " " | 2,693 | 1,735 | 11,088 | 13,457 | 1,211 | 5,667 | 3,553 | 17,151 | 26,458 | 2,730 |
| <i>Leather:</i> | | | | | | | | | | |
| Hides, tanned or dressed (III. I.): | | | | | | | | | | |
| United Kingdom - Cwt. | 705 | 1,496 | 1,315 | 853 | 690 | 11,819 | 16,376 | 20,040 | 15,343 | 12,408 |
| Ceylon - " " | 1,217 | 1,496 | 1,605 | 1,306 | 964 | 7,376 | 9,218 | 9,323 | 8,109 | 6,300 |
| Other Countries - " " | 171 | 41 | 313 | 59 | 110 | 1,843 | 426 | 2,113 | 236 | 1,513 |
| " " | 2,093 | 3,023 | 3,233 | 2,218 | 1,764 | 21,038 | 26,020 | 31,476 | 24,078 | 20,311 |
| Skins, tanned or dressed (III. I.): | | | | | | | | | | |
| United Kingdom - Cwt. | 1,623 | 2,182 | 3,399 | 2,230 | 1,270 | 45,498 | 55,366 | 50,569 | 65,930 | 48,221 |
| Germany - " " | 127 | 272 | 546 | 203 | 58 | 5,117 | 5,838 | 9,035 | 8,334 | 2,631 |
| Other Countries - " " | 96 | 59 | 88 | 125 | 138 | 2,096 | 1,848 | 1,793 | 4,508 | 1,034 |
| " " | 1,846 | 2,513 | 3,033 | 2,558 | 1,466 | 52,711 | 63,052 | 61,397 | 78,412 | 52,786 |
| TOTAL, Hides and Skins - " " | 3,939 | 5,536 | 6,266 | 4,776 | 3,230 | 73,749 | 89,072 | 92,873 | 102,490 | 73,097 |
| Unwrought (III. I.): | | | | | | | | | | |
| United Kingdom - Cwt. | 2,337 | 2,298 | 2,740 | 2,857 | 2,062 | 30,921 | 28,868 | 45,149 | 32,507 | 24,518 |
| Other Countries - " " | 619 | 547 | 441 | 445 | 878 | 7,857 | 7,633 | 7,771 | 5,962 | 6,200 |
| " " | 2,956 | 2,845 | 3,181 | 3,302 | 2,960 | 38,778 | 36,501 | 52,919 | 38,469 | 30,718 |
| Manufactures (excluding Boots and Shoes and Belting for Machinery): | | | | | | | | | | |
| *Bags and Trunks (III. I.): | | | | | | | | | | |
| United Kingdom - " " | — | — | — | — | — | — | — | 10,417 | 17,078 | 8,975 |
| Other Countries - " " | — | — | — | — | — | — | — | 4,537 | 1,806 | 2,446 |
| " " | — | — | — | — | — | — | — | 23,054 | 19,509 | 10,821 |
| Saddlery and Harness (III. I.): | | | | | | | | | | |
| United Kingdom - " " | — | — | — | — | — | 37,203 | 41,290 | 34,051 | 32,113 | 18,317 |
| Other Countries - " " | — | — | — | — | — | 1,962 | 2,201 | 1,947 | 1,245 | 932 |
| " " | — | — | — | — | — | 39,165 | 43,491 | 35,998 | 33,358 | 19,249 |
| Other Sorts (III. I.): | | | | | | | | | | |
| United Kingdom - " " | — | — | — | — | — | 148,500 | 157,487 | 62,726 | 50,255 | 55,140 |
| Austria-Hungary - " " | — | — | — | — | — | 5,859 | 5,259 | 4,523 | 2,578 | 541 |
| Germany - " " | — | — | — | — | — | 5,198 | 5,014 | 3,920 | 4,908 | 1,814 |
| United States - " " | — | — | — | — | — | 7,406 | 5,273 | 2,042 | 1,814 | 1,628 |
| Other Countries - " " | — | — | — | — | — | 4,431 | 4,988 | 6,524 | 4,102 | 2,575 |
| " " | — | — | — | — | — | 171,479 | 178,021 | 80,825 | 72,777 | 61,506 |
| Total Leather Manufactures, &c. | — | — | — | — | — | 210,844 | 221,512 | 139,687 | 125,704 | 91,066 |
| TOTAL, Leather | — | — | — | — | — | 323,171 | 347,085 | 235,479 | 260,693 | 195,481 |
| Liquors, including Methylated and Perfumed Spirits: | | | | | | | | | | |
| Ale, Beer, and Porter (I. D.): | | | | | | | | | | |
| United Kingdom - Gals. | 3,752,463 | 3,710,848 | 4,078,333 | 3,978,065 | 3,196,114 | 286,231 | 274,036 | 341,226 | 329,505 | 200,122 |
| Germany - " " | 461,545 | 499,579 | 620,442 | 622,330 | 262,462 | 77,167 | 83,162 | 105,797 | 106,090 | 43,417 |
| Japan - " " | 437 | 432 | 796 | 5,334 | 64,024 | 54 | 51 | 87 | 659 | 7,111 |
| Other Countries - " " | 28,326 | 28,726 | 34,203 | 20,151 | 41,507 | 3,827 | 3,862 | 4,276 | 3,035 | 6,347 |
| " " | 4,242,771 | 4,239,585 | 4,733,774 | 4,625,880 | 3,564,107 | 367,129 | 361,141 | 451,416 | 439,295 | 316,996 |
| Cider and other Fermented Liquors (I. D.): | | | | | | | | | | |
| United Kingdom - Gals. | 11,524 | 11,197 | 11,778 | 26,337 | 11,516 | 2,653 | 2,554 | 2,711 | 5,271 | 2,724 |
| Other Countries - " " | 44 | 86 | 217 | 62 | 151 | 11 | 21 | 38 | 11. | 25 |
| " " | 11,568 | 11,283 | 11,995 | 26,399 | 11,667 | 2,664 | 2,575 | 2,749 | 5,282 | 2,749 |
| Spirit: | | | | | | | | | | |
| Brandy (I. D.): | | | | | | | | | | |
| United Kingdom - Gals. | 22,707 | 19,367 | 15,774 | 21,634 | 22,107 | 16,499 | 16,782 | 13,332 | 17,759 | 16,516 |
| France - " " | 284,630 | 258,668 | 298,110 | 300,535 | 277,263 | 162,790 | 153,638 | 176,204 | 178,199 | 160,308 |
| Germany - " " | 40,068 | 49,415 | 58,943 | 64,634 | 43,576 | 7,423 | 9,873 | 12,929 | 14,297 | 9,885 |
| Other Countries - " " | 11,409 | 9,035 | 12,157 | 13,869 | 8,791 | 1,936 | 1,540 | 2,531 | 2,541 | 2,568 |
| " " | 358,814 | 336,485 | 384,984 | 400,692 | 351,730 | 188,648 | 181,833 | 204,866 | 212,796 | 195,357 |

* Separately recorded from April 1912.

Imports of Principal Articles, distinguishing Principal Countries—continued.

| ARTICLES AND COUNTRIES. | QUANTITIES. | | | | | VALUE. | | | | |
|---|-------------|-----------|-----------|-----------|-----------|----------|----------|----------|----------|----------|
| | 1910-11. | 1911-12. | 1912-13. | 1913-14. | 1914-15. | 1910-11. | 1911-12. | 1912-13. | 1913-14. | 1914-15. |
| Liquors, including Methylated and Perfumed Spirits—cont. | | | | | | | | | | |
| Spirit—cont. | | | | | | £ | £ | £ | £ | £ |
| Gin (I. D.): | | | | | | | | | | |
| United Kingdom - Gals. | 41,749 | 46,319 | 47,007 | 50,254 | 50,070 | 15,481 | 17,648 | 18,203 | 19,050 | 18,720 |
| Holland - " | 25,299 | 21,945 | 26,507 | 29,286 | 21,441 | 4,488 | 3,620 | 5,057 | 5,389 | 4,251 |
| Other Countries - " | 5,137 | 5,528 | 7,486 | 7,055 | 3,516 | 1,579 | 1,642 | 2,062 | 1,828 | 909 |
| " | 72,185 | 73,792 | 81,000 | 86,595 | 75,027 | 21,498 | 22,910 | 25,322 | 26,267 | 23,880 |
| Liqueurs (I. D.): | | | | | | | | | | |
| United Kingdom - Gals. | 5,070 | 6,082 | 5,608 | 6,011 | 4,408 | 7,610 | 10,230 | 8,851 | 9,491 | 6,666 |
| France - " | 4,174 | 5,122 | 4,702 | 5,747 | 3,757 | 4,181 | 5,009 | 4,814 | 5,881 | 4,065 |
| Other Countries - " | 3,895 | 3,617 | 4,208 | 4,572 | 1,068 | 3,342 | 3,138 | 4,309 | 4,360 | 1,344 |
| " | 13,139 | 14,821 | 14,518 | 16,330 | 9,233 | 15,083 | 18,377 | 18,074 | 19,732 | 12,075 |
| Rum (I. D.) - Gals. | 39,306 | 50,782 | 65,462 | 74,279 | 50,798 | 5,486 | 6,590 | 8,841 | 9,922 | 7,862 |
| Whisky (I. D.): | | | | | | | | | | |
| United Kingdom - Gals. | 627,606 | 644,531 | 635,827 | 694,021 | 677,026 | 272,627 | 284,037 | 282,713 | 307,746 | 303,435 |
| Other Countries - " | 10,735 | 11,142 | 12,602 | 15,007 | 8,113 | 2,657 | 2,873 | 3,275 | 3,966 | 2,617 |
| " | 638,341 | 655,673 | 648,429 | 709,028 | 685,139 | 275,284 | 286,910 | 285,988 | 311,712 | 306,052 |
| Spirit present in Drugs, Medicines or Chemicals (III. D.): | | | | | | | | | | |
| United Kingdom - Gals. | 71,227 | 75,164 | 83,153 | 95,046 | 78,454 | 75,014 | 76,359 | 84,509 | 93,704 | 78,359 |
| France - " | 3,276 | 3,813 | 3,630 | 3,631 | 1,541 | 5,958 | 7,481 | 6,558 | 7,334 | 2,122 |
| United States - " | 17,069 | 18,308 | 21,871 | 21,640 | 19,633 | 29,123 | 32,905 | 37,364 | 38,010 | 31,656 |
| Other Countries - " | 5,689 | 5,322 | 7,718 | 8,546 | 2,521 | 5,409 | 3,673 | 5,728 | 7,046 | 2,497 |
| " | 97,461 | 102,607 | 116,877 | 128,863 | 102,149 | 115,509 | 120,418 | 134,159 | 146,094 | 114,634 |
| Spirit, Perfumed (III. P.): | | | | | | | | | | |
| United Kingdom - Gals. | 9,308 | 9,652 | 10,596 | 10,807 | 8,000 | 32,834 | 36,192 | 37,000 | 42,464 | 31,344 |
| France - " | 2,869 | 3,572 | 3,063 | 4,023 | 1,675 | 8,457 | 8,457 | 7,047 | 13,927 | 6,178 |
| Germany - " | 5,509 | 6,070 | 5,580 | 5,325 | 2,432 | 8,421 | 8,187 | 9,137 | 11,372 | 5,404 |
| Other Countries - " | 1,674 | 876 | 1,826 | 1,763 | 1,461 | 4,614 | 3,817 | 4,653 | 6,503 | 4,882 |
| " | 19,360 | 20,170 | 21,065 | 21,918 | 13,568 | 52,444 | 56,653 | 57,846 | 74,268 | 47,806 |
| Spirit, Methylated (III. F.): | | | | | | | | | | |
| Java - Gals. | 180,182 | 183,409 | 227,453 | 265,387 | 308,627 | 12,370 | 12,399 | 14,565 | 17,965 | 21,251 |
| Other Countries - " | 25,373 | 24,018 | 8,511 | 11,227 | 10,681 | 2,953 | 3,000 | 1,366 | 1,466 | 1,437 |
| " | 205,555 | 207,427 | 235,964 | 276,614 | 319,308 | 15,323 | 15,399 | 15,931 | 19,431 | 22,688 |
| Other Sorts (I. D.): | | | | | | | | | | |
| United Kingdom - Gals. | 12,111 | 13,595 | 9,422 | 10,732 | 11,445 | 14,555 | 19,043 | 18,412 | 20,868 | 18,627 |
| Germany - " | 53,647 | 38,522 | 41,320 | 45,300 | 21,298 | 5,788 | 4,102 | 4,929 | 5,285 | 2,730 |
| Ceylon - " | 6,472 | 1,764 | 520 | 384 | 10 | 1,885 | 380 | 139 | 87 | 29 |
| Other Countries - " | 20,751 | 42,195 | 15,939 | 24,769 | 25,441 | 3,936 | 4,988 | 4,552 | 6,200 | 5,623 |
| " | 92,981 | 96,076 | 67,201 | 81,185 | 58,194 | 26,184 | 28,513 | 28,032 | 32,450 | 27,068 |
| TOTAL, Spirit | 1,537,142 | 1,557,833 | 1,634,900 | 1,795,504 | 1,665,155 | 715,419 | 737,608 | 778,889 | 852,670 | 757,422 |
| Wines: † | | | | | | | | | | |
| *Champagne and other Sparkling Wines (I. D.): | | | | | | | | | | |
| United Kingdom - Gals. | 11,594 | 18,724 | 9,255 | 11,013 | 10,159 | 21,654 | 26,742 | 16,400 | 19,650 | 19,117 |
| Belgium - " | 4,405 | 3,637 | 1,554 | 2,083 | 726 | 7,926 | 7,201 | 2,996 | 4,516 | 1,536 |
| France - " | 12,741 | 15,446 | 17,331 | 17,176 | 4,744 | 21,902 | 27,694 | 34,677 | 35,611 | 8,935 |
| Other Countries - " | 620 | 594 | 1,720 | 1,871 | 1,491 | 858 | 929 | 2,251 | 2,052 | 1,499 |
| " | 29,360 | 38,401 | 29,860 | 32,143 | 17,120 | 52,340 | 62,566 | 56,414 | 61,829 | 31,087 |
| †Claret (I. D.): | | | | | | | | | | |
| France - Gals. | 23,658 | 23,384 | — | — | — | 6,994 | 6,404 | — | — | — |
| Other Countries - " | 13,094 | 12,993 | — | — | — | 3,427 | 3,434 | — | — | — |
| " | 41,752 | 36,377 | — | — | — | 10,421 | 9,838 | — | — | — |
| Port (I. D.): | | | | | | | | | | |
| United Kingdom - Gals. | 67,696 | 67,762 | 62,050 | 68,027 | 59,319 | 41,118 | 39,880 | 36,996 | 41,712 | 34,767 |
| Portugal - " | 6,828 | 6,850 | 14,217 | 8,160 | 4,323 | 4,661 | 4,018 | 9,100 | 4,740 | 2,297 |
| Other Countries - " | 17,285 | 17,934 | 17,591 | 20,010 | 12,321 | 4,693 | 5,107 | 4,992 | 5,261 | 3,834 |
| " | 91,809 | 92,546 | 93,858 | 96,197 | 75,963 | 50,472 | 49,005 | 51,088 | 51,713 | 40,898 |

* Figures prior to April 1912 relate to "Champagne" only.

† Included with "Other Sorts" from April 1912.

Imports of Principal Articles, distinguishing Principal Countries—continued.

| ARTICLES AND COUNTRIES. | QUANTITIES. | | | | | VALUE. | | | | |
|--|------------------|------------------|------------------|------------------|------------------|------------------|------------------|------------------|------------------|------------------|
| | 1910-11. | 1911-12. | 1912-13. | 1913-14. | 1914-15. | 1910-11. | 1911-12. | 1912-13. | 1913-14. | 1914-15. |
| Liquors, including Methylated and Perfumed Spirits—cont. | | | | | | | | | | |
| Wines—cont. | | | | | | | | | | |
| *Still Red Wines other than Port (I. D.): | | | | | | £ | £ | £ | £ | £ |
| United Kingdom - Gals. | — | — | 8,038 | 9,496 | 9,430 | — | — | 4,413 | 5,152 | 4,784 |
| France - " " | — | — | 37,413 | 31,273 | 26,278 | — | — | 11,843 | 9,706 | 8,659 |
| Other Countries - " " | — | — | 16,166 | 17,232 | 16,576 | — | — | 3,959 | 4,235 | 3,838 |
| " | — | — | 61,617 | 58,001 | 52,284 | — | — | 30,215 | 19,083 | 17,281 |
| †Sherry, Madeira, and Marsala (I. D.): | | | | | | | | | | |
| United Kingdom - Gals. | 14,443 | 16,510 | 19,391 | 22,108 | 17,736 | 7,965 | 9,704 | 12,639 | 14,185 | 11,550 |
| Other Countries - " " | 4,970 | 5,233 | 9,242 | 6,546 | 4,943 | 1,761 | 1,811 | 3,761 | 2,638 | 1,822 |
| " | 19,413 | 21,743 | 28,633 | 28,654 | 22,679 | 9,726 | 11,515 | 16,399 | 16,823 | 13,372 |
| *Still White Wines other than Sherry, Madeira, and Marsala (I. D.) Gals. | — | — | 13,434 | 12,132 | 7,360 | — | — | 5,772 | 5,587 | 3,084 |
| Other Sorts (including Vermouth and Ginger Wine) (I. D.): | | | | | | | | | | |
| United Kingdom - Gals. | 39,561 | 36,834 | 22,980 | 19,958 | 16,932 | 20,855 | 19,618 | 9,306 | 8,048 | 6,766 |
| France - " " | 74,433 | 79,211 | 71,462 | 72,872 | 64,818 | 24,903 | 27,173 | 24,119 | 25,186 | 22,031 |
| Other Countries - " " | 35,186 | 35,604 | 19,763 | 18,231 | 17,329 | 11,715 | 12,012 | 5,788 | 5,807 | 5,562 |
| " | 149,180 | 151,649 | 114,223 | 111,061 | 99,079 | 57,273 | 58,803 | 30,273 | 39,041 | 35,019 |
| TOTAL, Wines - " " | 331,514 | 335,716 | 341,627 | 338,188 | 274,490 | 180,232 | 191,727 | 180,152 | 194,090 | 140,741 |
| TOTAL, Liquors - " " | 6,122,995 | 6,144,417 | 6,722,236 | 6,785,971 | 5,515,419 | 1,265,444 | 1,293,046 | 1,422,206 | 1,401,433 | 1,217,910 |
| Machinery and Millwork: | | | | | | | | | | |
| Prime-movers (other than Electrical): | | | | | | | | | | |
| Locomotives (excluding those for Railways) (III. J.): | | | | | | | | | | |
| United Kingdom - " " | — | — | — | — | — | 36,661 | 22,577 | 61,999 | 103,507 | 80,810 |
| Germany - " " | — | — | — | — | — | 4,464 | 6,943 | 9,228 | 18,536 | 4,036 |
| Other Countries - " " | — | — | — | — | — | 793 | 4,733 | 400 | 83 | 0 |
| " | — | — | — | — | — | 41,918 | 34,253 | 71,726 | 122,126 | 91,490 |
| Others (III. J.): | | | | | | | | | | |
| United Kingdom - " " | — | — | — | — | — | 464,477 | 401,612 | 311,876 | 512,177 | 428,185 |
| Germany - " " | — | — | — | — | — | 15,950 | 22,037 | 7,729 | 27,598 | 945 |
| United States - " " | — | — | — | — | — | 15,211 | 9,196 | 4,662 | 6,996 | 10,126 |
| Other Countries - " " | — | — | — | — | — | 9,173 | 5,467 | 2,867 | 6,832 | 7,477 |
| " | — | — | — | — | — | 504,811 | 438,312 | 327,153 | 553,593 | 446,738 |
| Electrical Machinery of all kinds, not including Instruments, Apparatus, Appliances, and parts thereof: | | | | | | | | | | |
| *Generators (III. J.): | | | | | | | | | | |
| United Kingdom - " " | — | — | — | — | — | — | — | 31,000 | 20,057 | 14,147 |
| Austria-Hungary - " " | — | — | — | — | — | — | — | 5,902 | 128 | 0 |
| Other Countries - " " | — | — | — | — | — | — | — | 170 | 607 | 1,236 |
| " | — | — | — | — | — | — | — | 36,071 | 20,892 | 15,433 |
| *Motors (III. J.): | | | | | | | | | | |
| United Kingdom - " " | — | — | — | — | — | — | — | 75,058 | 82,822 | 74,347 |
| Germany - " " | — | — | — | — | — | — | — | 12,292 | 5,230 | 908 |
| Other Countries - " " | — | — | — | — | — | — | — | 11,436 | 4,455 | 3,244 |
| " | — | — | — | — | — | — | — | 99,206 | 92,557 | 78,009 |
| *Other Kinds (III. J.): | | | | | | | | | | |
| United Kingdom - " " | — | — | — | — | — | — | — | 90,737 | 194,023 | 243,374 |
| Germany - " " | — | — | — | — | — | — | — | 6,034 | 29,818 | 5,693 |
| United States - " " | — | — | — | — | — | — | — | 2,712 | 1,783 | 5,853 |
| Other Countries - " " | — | — | — | — | — | — | — | 3,068 | 5,333 | 4,921 |
| " | — | — | — | — | — | — | — | 102,471 | 231,857 | 259,841 |
| Total Electrical Machinery, &c.: | | | | | | | | | | |
| United Kingdom - " " | — | — | — | — | — | 182,014 | 193,231 | 198,204 | 297,802 | 331,868 |
| Austria-Hungary - " " | — | — | — | — | — | 2,940 | 413 | 9,320 | 327 | 485 |
| Germany - " " | — | — | — | — | — | 50,496 | 30,067 | 18,406 | 35,378 | 6,692 |
| Italy - " " | — | — | — | — | — | 11,451 | 12,842 | 5,699 | 3,219 | 5,782 |
| United States - " " | — | — | — | — | — | 14,625 | 26,223 | 7,025 | 4,702 | 6,787 |
| Other Countries - " " | — | — | — | — | — | 2,356 | 3,957 | 1,604 | 3,868 | 2,269 |
| " | — | — | — | — | — | 263,912 | 266,673 | 240,558 | 345,296 | 353,883 |

* Separately recorded from April 1912.

† Figures prior to 1912-13 relate to "Sherry" only.

Imports of Principal Articles, distinguishing Principal Countries—continued.

| ARTICLES AND COUNTRIES. | QUANTITIES. | | | | | VALUE. | | | | |
|---|-------------|----------|----------|----------|----------|----------|----------|----------|----------|----------|
| | 1910-11. | 1911-12. | 1912-13. | 1913-14. | 1914-15. | 1910-11. | 1911-12. | 1912-13. | 1913-14. | 1914-15. |
| Machinery and Millwork—cont. | | | | | | | | | | |
| Machinery, not being Prime-movers or Electrical Machinery: | | | | | | £ | £ | £ | £ | £ |
| * Aerated Water Making Machinery (III. J.): | | | | | | | | | | |
| United Kingdom | — | — | — | — | — | — | — | 3,203 | 5,014 | 3,250 |
| Other Countries | — | — | — | — | — | — | — | 31 | 259 | 212 |
| | | | | | | | | 3,234 | 5,273 | 3,462 |
| Agricultural Machinery (III. J.): | | | | | | | | | | |
| United Kingdom | — | — | — | — | — | 5,156 | 5,728 | 8,367 | 17,027 | 15,079 |
| Straits Settlements | — | — | — | — | — | 0 | 60 | 8,210 | 13 | 139 |
| Other Countries | — | — | — | — | — | 285 | 457 | 3,395 | 649 | 651 |
| | | | | | | 5,441 | 6,245 | 19,972 | 17,689 | 15,869 |
| * Boilers (III. J.): | | | | | | | | | | |
| United Kingdom | — | — | — | — | — | — | — | 185,145 | 224,999 | 183,464 |
| United States | — | — | — | — | — | — | — | 2,223 | 6,596 | 7,238 |
| Other Countries | — | — | — | — | — | — | — | 1,008 | 5,352 | 808 |
| | | | | | | | | 188,376 | 236,947 | 191,510 |
| * Metal Working Machinery (Including Machine Tools) (III. J.): | | | | | | | | | | |
| United Kingdom | — | — | — | — | — | — | — | 7,624 | 8,208 | 6,210 |
| Other Countries | — | — | — | — | — | — | — | 2,545 | 1,523 | 620 |
| | | | | | | | | 10,169 | 9,731 | 6,839 |
| Mining Machinery: | | | | | | | | | | |
| * Coal (III. J.): | | | | | | | | | | |
| United Kingdom | — | — | — | — | — | — | — | 15,530 | 7,284 | 5,563 |
| Other Countries | — | — | — | — | — | — | — | 175 | 1,871 | 0 |
| | | | | | | | | 15,705 | 9,155 | 5,563 |
| * Other Sorts (III. J.): | | | | | | | | | | |
| United Kingdom | — | — | — | — | — | — | — | 34,730 | 56,852 | 42,967 |
| United States | — | — | — | — | — | — | — | 10,794 | 28,395 | 48,132 |
| Other Countries | — | — | — | — | — | — | — | 1,646 | 1,298 | 930 |
| | | | | | | | | 47,170 | 86,545 | 92,029 |
| Total Mining Machinery: | | | | | | | | | | |
| United Kingdom | — | — | — | — | — | 48,016 | 42,525 | 50,260 | 64,136 | 48,530 |
| United States | — | — | — | — | — | 42,786 | 40,991 | 10,794 | 28,501 | 48,132 |
| Other Countries | — | — | — | — | — | 1,389 | 275 | 1,821 | 3,063 | 930 |
| | | | | | | 92,191 | 83,791 | 62,875 | 95,700 | 97,592 |
| * Oil Crushing and Refining Machinery (III. J.): | | | | | | | | | | |
| United Kingdom | — | — | — | — | — | — | — | 24,428 | 15,229 | 8,489 |
| United States | — | — | — | — | — | — | — | 11,030 | 3,196 | 1,380 |
| Other Countries | — | — | — | — | — | — | — | 1,270 | 3,033 | 2,671 |
| | | | | | | | | 36,728 | 21,458 | 12,540 |
| * Paper Mill Machinery (III. J.): | | | | | | | | | | |
| United Kingdom | — | — | — | — | — | — | — | 17,229 | 22,683 | 14,261 |
| Other Countries | — | — | — | — | — | — | — | 296 | 582 | 781 |
| | | | | | | | | 17,525 | 23,265 | 15,042 |
| * Refrigerating Machinery (III. J.): | | | | | | | | | | |
| United Kingdom | — | — | — | — | — | — | — | 29,306 | 13,079 | 10,891 |
| Germany | — | — | — | — | — | — | — | 2,125 | 6,517 | 905 |
| Other Countries | — | — | — | — | — | — | — | 2,784 | 2,879 | 1,317 |
| | | | | | | | | 34,165 | 22,475 | 13,113 |
| * Rice and Flour Mill Machinery (III. J.): | | | | | | | | | | |
| United Kingdom | — | — | — | — | — | — | — | 56,393 | 43,928 | 39,861 |
| Germany | — | — | — | — | — | — | — | 36,135 | 48,315 | 12,751 |
| United States | — | — | — | — | — | — | — | 9,613 | 13,899 | 13,004 |
| Other Countries | — | — | — | — | — | — | — | 941 | 470 | 404 |
| | | | | | | | | 102,682 | 106,612 | 60,020 |
| * Saw Mill and Wood Working Machinery (III. J.): | | | | | | | | | | |
| United Kingdom | — | — | — | — | — | — | — | 15,888 | 16,146 | 22,492 |
| Other Countries | — | — | — | — | — | — | — | 1,151 | 1,588 | 1,271 |
| | | | | | | | | 17,039 | 17,734 | 23,763 |
| Sewing and Knitting Machines and parts thereof: | | | | | | | | | | |
| Sewing and Knitting Machines (III. J.): | | | | | | | | | | |
| United Kingdom | 24,911 | 24,645 | 37,925 | 40,434 | 45,054 | 110,803 | 101,666 | 168,418 | 179,342 | 203,655 |
| Germany | 12,902 | 12,075 | 18,912 | 19,507 | 5,384 | 35,713 | 35,712 | 57,046 | 55,647 | 15,650 |
| United States | 2,245 | 2,100 | 187 | 158 | 237 | 9,253 | 9,055 | 615 | 465 | 871 |
| Other Countries | 1,007 | 977 | 507 | 1,084 | 474 | 3,625 | 3,217 | 1,528 | 3,351 | 1,874 |
| " | 41,065 | 39,797 | 57,531 | 61,183 | 51,149 | 159,394 | 149,650 | 227,607 | 238,805 | 222,050 |

* Separately recorded from April 1912.

Imports of Principal Articles, distinguishing Principal Countries—continued.

| ARTICLES AND COUNTRIES. | QUANTITIES. | | | | | VALUE. | | | | |
|--|-------------|----------|----------|----------|----------|-----------|-----------|-----------|-----------|-----------|
| | 1910-11. | 1911-12. | 1912-13. | 1913-14. | 1914-15. | 1910-11. | 1911-12. | 1912-13. | 1913-14. | 1914-15. |
| Machinery and Millwork—cont. | | | | | | | | | | |
| Machinery, not being Prime-movers or Electrical Machinery—cont. | | | | | | | | | | |
| Sewing and Knitting Machines and parts thereof—cont. | | | | | | | | | | |
| *Parts of Sewing and Knitting Machines and Accessories (III. J.): | | | | | | £ | £ | £ | £ | £ |
| United Kingdom | — | — | — | — | — | — | — | 15,033 | 30,013 | 15,159 |
| Other Countries | — | — | — | — | — | — | — | 2,372 | 2,517 | 811 |
| *Sugar Machinery (III. J.): | | | | | | | | 17,005 | 32,532 | 16,970 |
| United Kingdom | — | — | — | — | — | — | — | 13,436 | 25,101 | 31,000 |
| Germany | — | — | — | — | — | — | — | 08 | 5,968 | 811 |
| Other Countries | — | — | — | — | — | — | — | 0 | 181 | 338 |
| *Tea Machinery (III. J.): | | | | | | | | 13,504 | 31,153 | 32,153 |
| United States | — | — | — | — | — | — | — | 112,598 | 137,140 | 107,399 |
| Other Countries | — | — | — | — | — | — | — | 6,072 | 5,080 | 3,875 |
| Textile Machinery: | | | | | | | | 118,070 | 142,238 | 111,174 |
| *Cotton (III. J.): | | | | | | | | | | |
| United Kingdom | — | — | — | — | — | — | — | 737,257 | 1,160,544 | 980,978 |
| Germany | — | — | — | — | — | — | — | 10,387 | 9,070 | 5,543 |
| United States | — | — | — | — | — | — | — | 4,326 | 7,303 | 528 |
| Japan | — | — | — | — | — | — | — | 1,906 | 7,586 | 7,810 |
| Other Countries | — | — | — | — | — | — | — | 3,240 | 6,230 | 2,001 |
| *Jute (III. J.): | | | | | | | | 737,123 | 1,191,695 | 1,006,463 |
| United Kingdom | — | — | — | — | — | — | — | 576,128 | 968,820 | 570,485 |
| Other Countries | — | — | — | — | — | — | — | 0 | 2,320 | 4,658 |
| *Other Sorts (III. J.): | | | | | | | | 576,128 | 971,340 | 584,143 |
| United Kingdom | — | — | — | — | — | — | — | 27,054 | 22,187 | 18,000 |
| Other Countries | — | — | — | — | — | — | — | 2,039 | 1,401 | 80 |
| Total Textile Machinery: | | | | | | | | 20,003 | 23,588 | 18,000 |
| United Kingdom | — | — | — | — | — | 1,086,076 | 807,978 | 1,340,430 | 2,151,551 | 1,588,423 |
| Germany | — | — | — | — | — | 4,653 | 5,951 | 11,759 | 12,049 | 9,597 |
| United States | — | — | — | — | — | 709 | 351 | 4,875 | 7,314 | 528 |
| Japan | — | — | — | — | — | 10 | 111 | 1,934 | 7,586 | 8,372 |
| Other Countries | — | — | — | — | — | 1,591 | 1,034 | 8,330 | 7,032 | 2,685 |
| Typewriters: | | | | | | 1,093,049 | 905,420 | 1,362,346 | 2,186,632 | 1,000,006 |
| Typewriters (III. J.): | | | | | | | | | | |
| United Kingdom - No. | 1,566 | 1,462 | 1,452 | 1,533 | 1,357 | 20,076 | 17,087 | 10,120 | 10,574 | 17,048 |
| United States - " | 1,744 | 2,617 | 4,106 | 4,615 | 3,902 | 24,365 | 34,822 | 48,110 | 49,161 | 42,822 |
| Other Countries - " | 148 | 73 | 119 | 119 | 78 | 1,693 | 850 | 1,390 | 1,248 | 743 |
| " | 3,458 | 4,152 | 5,677 | 6,267 | 5,237 | 46,134 | 52,759 | 65,620 | 60,983 | 60,613 |
| *Parts of Typewriters and Accessories (III. J.): | | | | | | | | | | |
| United States | — | — | — | — | — | — | — | 5,043 | 5,800 | 4,958 |
| Other Countries | — | — | — | — | — | — | — | 2,078 | 2,051 | 2,891 |
| Other Sorts of Machinery (excluding Printing Machinery) (III. J.): | | | | | | | | 7,721 | 8,550 | 7,840 |
| United Kingdom | — | — | — | — | — | 941,520 | 901,983 | 574,040 | 752,546 | 563,126 |
| Austria-Hungary | — | — | — | — | — | 1,165 | 1,008 | 200 | 8,753 | 179 |
| Belgium | — | — | — | — | — | 6,085 | 5,242 | 4,646 | 2,315 | 274 |
| Germany | — | — | — | — | — | 101,011 | 114,058 | 41,928 | 64,436 | 21,711 |
| United States | — | — | — | — | — | 90,962 | 61,764 | 31,323 | 35,469 | 34,518 |
| Ceylon | — | — | — | — | — | 3,675 | 4,866 | 5,267 | 3,433 | 1,409 |
| Australia | — | — | — | — | — | 202 | 8,739 | 22 | 11,423 | 4,500 |
| Other Countries | — | — | — | — | — | 7,699 | 5,222 | 4,716 | 9,023 | 9,908 |
| | — | — | — | — | — | 1,152,319 | 1,103,482 | 665,241 | 887,412 | 635,715 |
| TOTAL, Machinery and Millwork | — | — | — | — | — | 3,359,109 | 3,040,585 | 3,611,203 | 5,172,206 | 4,026,996 |
| Manures: | | | | | | | | | | |
| †Artificial and Mineral Manures (II. J.): | | | | | | | | | | |
| United Kingdom - Tons | 440 | 1,287 | 1,746 | 1,506 | 1,027 | 4,344 | 10,207 | 15,881 | 14,502 | 7,727 |
| Belgium - " | 230 | 1,277 | 1,236 | 2,692 | 795 | 1,079 | 5,717 | 5,184 | 11,958 | 3,658 |
| Germany - " | 389 | 1,007 | 2,236 | 3,757 | 444 | 4,013 | 9,987 | 19,756 | 34,538 | 4,644 |
| Norway - " | 0 | 0 | 100 | 58 | 491 | 0 | 0 | 1,069 | 632 | 5,852 |
| Other Countries - " | 280 | 208 | 82 | 251 | 714 | 2,595 | 2,070 | 702 | 1,756 | 6,496 |
| " | 1,339 | 3,774 | 5,400 | 8,234 | 3,471 | 12,031 | 27,981 | 42,592 | 63,476 | 28,179 |
| Other Kinds (excluding Oil cake) (II. J.) - Tons | 1,092 | 1,626 | 427 | 971 | 813 | 5,738 | 3,676 | 2,613 | 5,992 | 4,461 |
| TOTAL, Manures - " | 2,431 | 5,400 | 5,827 | 9,205 | 4,284 | 17,769 | 31,657 | 45,205 | 69,468 | 32,640 |

* Separately recorded from April 1912.

† Figures prior to 1912-13 represent "Chemical Manures."

Imports of Principal Articles, distinguishing Principal Countries—continued.

| ARTICLES AND COUNTRIES. | QUANTITIES. | | | | | VALUE. | | | | |
|---|-------------|-----------|------------|------------|------------|----------|----------|----------|----------|----------|
| | 1910-11. | 1911-12. | 1912-13. | 1913-14. | 1914-15. | 1910-11. | 1911-12. | 1912-13. | 1913-14. | 1914-15. |
| Matches: | | | | | | £ | £ | £ | £ | £ |
| *Safety (III. P.): Gross of | | | | | | | | | | |
| Austria-Hungary - Boxes | — | — | 927,034 | 1,236,855 | 752,100 | — | — | 43,331 | 57,566 | 35,226 |
| Belgium - " " | — | — | 136,500 | 262,147 | 156,250 | — | — | 6,212 | 11,884 | 7,353 |
| Germany - " " | — | — | 222,613 | 98,246 | 65,850 | — | — | 11,649 | 6,630 | 3,633 |
| Sweden - " " | — | — | 1,588,477 | 1,614,400 | 1,385,310 | — | — | 76,619 | 78,269 | 80,733 |
| Japan - " " | — | — | 6,539,181 | 6,798,434 | 9,640,486 | — | — | 238,341 | 245,721 | 421,986 |
| Straits Settlements - " " | — | — | 248,278 | 85,644 | 165,919 | — | — | 12,122 | 4,781 | 8,166 |
| Other Countries - " " | — | — | 81,491 | 143,809 | 91,471 | — | — | 4,247 | 7,435 | 4,773 |
| | — | — | 9,743,574 | 10,239,535 | 12,257,386 | — | — | 392,521 | 412,866 | 561,930 |
| *Other Sorts (III. P.): Gross of | | | | | | | | | | |
| Austria-Hungary - Boxes | — | — | 226,980 | 139,907 | 62,400 | — | — | 11,328 | 6,880 | 3,172 |
| Belgium - " " | — | — | 210,100 | 45,415 | 15,350 | — | — | 9,650 | 2,104 | 806 |
| Germany - " " | — | — | 128,503 | 90,571 | 29,775 | — | — | 10,717 | 10,075 | 4,203 |
| Norway - " " | — | — | 1,378,990 | 811,609 | 639,400 | — | — | 74,381 | 44,087 | 40,856 |
| Sweden - " " | — | — | 2,637,050 | 2,020,934 | 1,492,000 | — | — | 131,918 | 103,881 | 98,746 |
| Japan - " " | — | — | 760,102 | 489,051 | 837,754 | — | — | 23,036 | 14,784 | 38,522 |
| Other Countries - " " | — | — | 39,652 | 57,236 | 81,355 | — | — | 2,213 | 3,504 | 5,010 |
| | — | — | 5,381,377 | 3,654,733 | 3,158,034 | — | — | 263,193 | 185,265 | 191,315 |
| †Total Matches: Gross of | | | | | | | | | | |
| United Kingdom - Boxes | — | — | 59,606 | 104,005 | 137,085 | 2,372 | 8,168 | 3,488 | 6,030 | 7,339 |
| Austria-Hungary - " " | — | — | 1,154,014 | 1,376,762 | 814,500 | 59,653 | 70,553 | 54,659 | 64,446 | 38,458 |
| Belgium - " " | — | — | 346,600 | 307,562 | 171,600 | 7,814 | 10,821 | 15,862 | 13,968 | 8,159 |
| Germany - " " | — | — | 351,116 | 188,817 | 95,625 | 22,549 | 25,996 | 22,366 | 16,705 | 7,836 |
| Norway - " " | — | — | 1,418,690 | 865,081 | 649,450 | 60,506 | 61,607 | 76,311 | 46,937 | 41,556 |
| Sweden - " " | — | — | 4,225,527 | 3,635,334 | 2,877,310 | 185,076 | 183,477 | 208,537 | 182,250 | 179,470 |
| Japan - " " | — | — | 7,239,283 | 7,237,435 | 10,478,240 | 135,996 | 154,184 | 261,877 | 260,455 | 460,508 |
| Straits Settlements - " " | — | — | 248,361 | 85,704 | 166,197 | 83,876 | 68,040 | 12,127 | 4,785 | 8,185 |
| Other Countries - " " | — | — | 21,754 | 43,568 | 25,413 | 1,069 | 1,068 | 987 | 2,053 | 1,223 |
| | — | — | 15,124,951 | 13,894,318 | 15,415,420 | 559,411 | 583,884 | 655,714 | 597,651 | 753,245 |
| Mats and Matting (except Coir and Rubber) (III. P.): | | | | | | | | | | |
| China, Hong-Kong - Sq. Yds. | 896,811 | 749,533 | 928,947 | 996,435 | 819,081 | 12,588 | 11,246 | 13,777 | 15,757 | 11,600 |
| " Treaty Ports - " " | 373,359 | 270,767 | 238,154 | 514,430 | 728,953 | 4,462 | 3,962 | 3,140 | 6,356 | 9,476 |
| Japan - " " | 321,085 | 257,962 | 166,074 | 248,126 | 225,316 | 3,608 | 5,303 | 3,660 | 5,151 | 4,321 |
| Straits Settlements - " " | 284,711 | 272,762 | 223,013 | 244,519 | 171,624 | 4,277 | 4,691 | 5,011 | 4,619 | 3,565 |
| Other Countries - " " | 387,724 | 464,416 | 480,037 | 155,792 | 122,303 | 1,804 | 3,251 | 2,600 | 1,439 | 1,251 |
| | 2,263,690 | 2,015,440 | 2,086,825 | 2,159,354 | 2,087,277 | 26,739 | 28,453 | 28,188 | 33,322 | 30,213 |
| Metals and Ores: | | | | | | | | | | |
| *Aluminium (III. L.): | | | | | | | | | | |
| United Kingdom - Cwt. | — | — | 6,785 | 7,843 | 5,367 | — | — | 31,054 | 40,656 | 30,343 |
| Belgium - " " | — | — | 1,452 | 777 | 821 | — | — | 6,806 | 4,141 | 4,563 |
| France - " " | — | — | 109 | 1,709 | 303 | — | — | 605 | 8,755 | 1,673 |
| Germany - " " | — | — | 19,123 | 12,131 | 6,030 | — | — | 93,566 | 68,510 | 34,934 |
| United States - " " | — | — | 8,297 | 3,532 | 2,703 | — | — | 37,849 | 18,967 | 13,659 |
| Other Countries - " " | — | — | 43 | 305 | 326 | — | — | 217 | 1,529 | 1,869 |
| | — | — | 35,809 | 26,347 | 15,550 | — | — | 170,097 | 142,528 | 87,046 |
| ‡Brass, Bronze, and similar Amalgams: | | | | | | | | | | |
| Unwrought (III. L.): | | | | | | | | | | |
| United Kingdom - Cwt. | 55 | 7 | 482 | 638 | 571 | 184 | 25 | 4,091 | 4,674 | 3,190 |
| Other Countries - " " | 3 | 0 | 189 | 333 | 14 | 11 | 0 | 442 | 975 | 32 |
| | 58 | 7 | 671 | 971 | 585 | 195 | 25 | 4,533 | 5,649 | 3,222 |
| Wrought (III. L.): | | | | | | | | | | |
| United Kingdom - Cwt. | 10,549 | 10,000 | 7,707 | 11,301 | 7,076 | 38,668 | 37,450 | 34,002 | 48,896 | 31,330 |
| Austria-Hungary - " " | 461 | 372 | 319 | 631 | 200 | 4,105 | 3,855 | 2,808 | 5,288 | 1,963 |
| Germany - " " | 1,642 | 1,207 | 1,769 | 3,581 | 1,649 | 9,693 | 6,896 | 9,626 | 18,421 | 7,583 |
| Italy - " " | 1,967 | 1,400 | 1,994 | 2,489 | 901 | 6,767 | 5,011 | 8,143 | 10,511 | 3,829 |
| Straits Settlements - " " | 1,391 | 2,521 | 1,472 | 2,061 | 2,588 | 2,998 | 5,200 | 3,303 | 4,803 | 6,259 |
| Other Countries - " " | 2,526 | 2,700 | 5,254 | 7,485 | 6,252 | 7,673 | 7,490 | 13,824 | 20,631 | 16,357 |
| | 18,536 | 18,200 | 18,515 | 27,548 | 18,666 | 69,904 | 65,892 | 71,706 | 108,550 | 67,324 |
| ††TOTAL, Brass, &c. | 18,594 | 18,207 | 19,186 | 28,519 | 19,251 | 70,099 | 65,417 | 76,289 | 114,199 | 70,546 |

* Separately recorded from April 1912. † Quantity figures recorded from April 1912. ‡ Figures prior to 1912-13 represent "Brass."

Imports of Principal Articles, distinguishing Principal Countries—continued.

| ARTICLES AND COUNTRIES. | QUANTITIES. | | | | | VALUE. | | | | |
|--|----------------|----------------|----------------|----------------|----------------|------------------|------------------|------------------|------------------|------------------|
| | 1910-11. | 1911-12. | 1912-13. | 1913-14. | 1914-15. | 1910-11. | 1911-12. | 1912-13. | 1913-14. | 1914-15. |
| Metals and Ores—cont. | | | | | | | | | | |
| Copper: | | | | | | | | | | |
| Old, for remanufacture (III. L.) - Cwt. | 1,162 | 1,762 | 2,445 | 2,426 | 2,245 | £ 3,251 | £ 4,817 | £ 6,905 | £ 6,845 | £ 6,334 |
| Unwrought: | | | | | | | | | | |
| Files, Ingots, Cakes, Bricks, and Slabs (III. L.): | | | | | | | | | | |
| United Kingdom - Cwt. | 7,791 | 4,303 | 7,045 | 8,742 | 7,295 | 22,565 | 13,513 | 20,922 | 33,963 | 25,448 |
| Japan - " | 87,769 | 39,047 | 15,847 | 67,781 | 55,180 | 287,129 | 125,007 | 60,711 | 265,048 | 204,044 |
| Aden - " | 4 | 0 | 0 | 0 | 2,005 | 13 | 1 | 1 | 0 | 6,354 |
| Other Countries - " | 11 | 222 | 27 | 201 | 25 | 36 | 657 | 81 | 798 | 90 |
| | 95,575 | 43,572 | 22,919 | 76,724 | 64,505 | 309,743 | 139,178 | 90,115 | 299,109 | 235,036 |
| Other Sorts (III. L.) - Cwt. | 93 | 205 | 231 | 404 | 353 | 290 | 688 | 871 | 1,677 | 1,405 |
| Wrought: | | | | | | | | | | |
| Braziers and Sheets (III. L.): | | | | | | | | | | |
| United Kingdom - Cwt. | 161,362 | 101,901 | 42,206 | 120,833 | 63,671 | 593,240 | 364,470 | 171,836 | 491,643 | 254,676 |
| Belgium - " | 3,422 | 1,276 | 731 | 11,178 | 2,095 | 12,556 | 4,368 | 2,503 | 40,036 | 8,293 |
| France - " | 22,203 | 22,466 | 6,032 | 41,886 | 30,943 | 81,901 | 81,825 | 26,614 | 166,037 | 134,765 |
| Germany - " | 35,691 | 30,241 | 17,474 | 39,271 | 33,924 | 131,119 | 107,768 | 69,844 | 158,361 | 133,348 |
| Japan - " | 25 | 1 | 6 | 2,175 | 13,362 | 83 | 4 | 24 | 8,845 | 48,647 |
| Other Countries - " | 33 | 319 | 111 | 25 | 13 | 125 | 1,173 | 410 | 104 | 61 |
| | 222,736 | 156,204 | 67,160 | 215,368 | 144,028 | 819,024 | 559,616 | 271,281 | 872,216 | 508,810 |
| Mixed or Yellow Metal for Sheathing (III. L.): | | | | | | | | | | |
| United Kingdom - Cwt. | 227,188 | 178,200 | 152,999 | 202,216 | 158,960 | 700,329 | 539,461 | 516,543 | 687,332 | 559,143 |
| Belgium - " | 522 | 1,689 | 50 | 1,032 | 107 | 1,681 | 5,237 | 199 | 3,511 | 380 |
| Germany - " | 152,813 | 131,144 | 169,800 | 202,449 | 106,235 | 468,700 | 394,025 | 558,307 | 673,570 | 343,881 |
| Italy - " | 651 | 876 | 942 | 1,703 | 926 | 2,348 | 3,185 | 3,802 | 7,120 | 3,773 |
| Other Countries - " | 91 | 3 | 38 | 5 | 173 | 304 | 9 | 123 | 17 | 601 |
| | 380,765 | 311,912 | 323,829 | 407,405 | 266,401 | 1,173,361 | 948,817 | 1,079,154 | 1,371,559 | 907,778 |
| *Wire (excluding Wire of Telegraph and Telephone) (III. L.): | | | | | | | | | | |
| United Kingdom - Cwt. | — | — | 3,391 | 3,424 | 3,690 | — | — | 10,546 | 15,062 | 15,345 |
| Belgium - " | — | — | 598 | 1,253 | 411 | — | — | 2,853 | 5,839 | 1,845 |
| Germany - " | — | — | 597 | 2,250 | 531 | — | — | 2,650 | 9,831 | 2,209 |
| Other Countries - " | — | — | 317 | 513 | 513 | — | — | 1,547 | 2,485 | 2,208 |
| | — | — | 4,893 | 7,440 | 5,145 | — | — | 23,596 | 33,817 | 21,697 |
| Other Manufactures (III. L.): | | | | | | | | | | |
| United Kingdom - Cwt. | 21,069 | 29,849 | 18,540 | 30,558 | 24,972 | 75,162 | 103,014 | 77,232 | 124,156 | 93,723 |
| Austria-Hungary - " | 289 | 523 | 433 | 269 | 114 | 4,212 | 6,929 | 5,306 | 3,093 | 1,266 |
| Belgium - " | 1,638 | 1,273 | 335 | 970 | 326 | 6,937 | 5,027 | 1,672 | 4,637 | 1,533 |
| France - " | 434 | 470 | 122 | 279 | 86 | 5,230 | 6,032 | 1,564 | 3,210 | 995 |
| Germany - " | 3,949 | 3,330 | 3,920 | 4,924 | 1,720 | 18,678 | 22,609 | 21,857 | 24,418 | 8,676 |
| Other Countries - " | 480 | 335 | 165 | 103 | 137 | 2,092 | 1,254 | 824 | 674 | 741 |
| | 28,069 | 35,780 | 23,515 | 37,103 | 27,355 | 112,361 | 145,765 | 108,715 | 160,188 | 106,934 |
| TOTAL, Copper (excluding Ore) | 728,400 | 549,435 | 444,992 | 746,370 | 510,032 | 2,418,030 | 1,792,881 | 1,580,567 | 2,745,411 | 1,849,093 |
| German Silver (III. L.): | | | | | | | | | | |
| United Kingdom - Cwt. | 13,063 | 13,442 | 9,432 | 13,153 | 7,769 | 63,102 | 55,254 | 44,800 | 67,177 | 41,329 |
| Austria-Hungary - " | 4,772 | 4,324 | 3,752 | 8,021 | 3,682 | 29,517 | 25,318 | 22,578 | 50,420 | 22,546 |
| Germany - " | 5,191 | 4,985 | 3,207 | 4,635 | 1,952 | 31,219 | 28,995 | 19,061 | 29,936 | 12,785 |
| Other Countries - " | 29 | 85 | 12 | 15 | 68 | 120 | 601 | 169 | 182 | 629 |
| | 23,055 | 22,836 | 16,403 | 25,824 | 13,491 | 123,958 | 110,168 | 86,628 | 147,715 | 77,279 |
| Iron: | | | | | | | | | | |
| Ore (II. D.): | | | | | | | | | | |
| Germany - Tons | 0 | 0 | 157 | 0 | 0 | 0 | 0 | 399 | 0 | 0 |
| Pig (III. K.): | | | | | | | | | | |
| United Kingdom - Tons | 10,737 | 12,067 | 10,394 | 12,129 | 5,415 | 41,352 | 46,214 | 42,744 | 55,965 | 22,586 |
| Other Countries - " | 765 | 6 | 1,151 | 125 | 42 | 2,437 | 80 | 4,605 | 475 | 197 |
| | 11,502 | 12,073 | 11,545 | 12,254 | 5,457 | 43,789 | 46,294 | 47,349 | 56,440 | 22,783 |
| Manufactures: | | | | | | | | | | |
| Angle, Bolt, and Rod (III. K.): | | | | | | | | | | |
| United Kingdom - Tons | 433 | 584 | 392 | 560 | 724 | 4,037 | 6,132 | 3,431 | 6,725 | 5,924 |
| Belgium - " | 1,653 | 553 | 705 | 169 | 72 | 10,899 | 3,510 | 5,053 | 1,239 | 603 |
| Other Countries - " | 285 | 271 | 404 | 306 | 122 | 2,394 | 2,954 | 4,163 | 3,173 | 1,371 |
| | 2,371 | 1,408 | 1,501 | 1,035 | 918 | 17,330 | 12,596 | 12,587 | 11,137 | 7,903 |

* Separately recorded from April 1912.

Imports of Principal Articles, distinguishing Principal Countries—continued.

| ARTICLES AND COUNTRIES. | QUANTITIES. | | | | | VALUE. | | | | |
|---|-------------|----------|----------|----------|----------|----------|----------|----------|----------|----------|
| | 1910-11. | 1911-12. | 1912-13. | 1913-14. | 1914-15. | 1910-11. | 1911-12. | 1912-13. | 1913-14. | 1914-15. |
| Metals and Ores—cont. | | | | | | | | | | |
| Iron—cont. | | | | | | | | | | |
| Manufactures—cont. | | | | | | | | | | |
| Bars and Channel (III. K.): | | | | | | £ | £ | £ | £ | £ |
| United Kingdom - Tons | 5,342 | 6,010 | 6,734 | 8,036 | 6,658 | 47,989 | 51,332 | 69,089 | 88,553 | 69,364 |
| Belgium - - - " | 19,360 | 12,374 | 13,023 | 14,147 | 1,849 | 119,093 | 76,307 | 91,298 | 100,151 | 11,999 |
| Germany - - - " | 2,677 | 3,291 | 511 | 2,137 | 426 | 22,940 | 25,521 | 4,404 | 15,506 | 3,171 |
| Sweden - - - " | 2,975 | 3,805 | 2,460 | 2,378 | 1,517 | 33,670 | 44,289 | 29,137 | 27,677 | 18,476 |
| Other Countries - - " | 5 | 8 | 7 | 44 | 14 | 54 | 63 | 91 | 423 | 178 |
| " | 30,359 | 25,488 | 22,735 | 26,742 | 10,464 | 223,746 | 197,512 | 194,019 | 232,310 | 103,188 |
| Rice Bowls (III. K.): | | | | | | | | | | |
| United Kingdom - Tons | 5,625 | 6,022 | 6,429 | 6,448 | 3,723 | 68,454 | 73,338 | 79,020 | 90,762 | 49,306 |
| Other Countries - - " | 91 | 59 | 185 | 213 | 86 | 1,046 | 711 | 2,269 | 2,680 | 1,044 |
| " | 5,716 | 6,081 | 6,614 | 6,661 | 3,809 | 69,500 | 74,049 | 81,289 | 93,442 | 50,350 |
| TOTAL Iron (exclud- ing Ore) - - - } | 49,948 | 45,050 | 42,395 | 46,692 | 20,648 | 354,365 | 330,451 | 335,244 | 393,329 | 184,224 |
| Iron or Steel: | | | | | | | | | | |
| Anchor and Cables (III. K.): | | | | | | | | | | |
| United Kingdom - Tons | 1,145 | 1,459 | 888 | 1,223 | 1,407 | 19,424 | 21,882 | 16,816 | 24,699 | 28,847 |
| Other Countries - - " | 5 | 4 | 7 | 9 | 1 | 237 | 87 | 132 | 98 | 32 |
| " | 1,150 | 1,463 | 895 | 1,232 | 1,408 | 19,661 | 21,969 | 16,948 | 24,797 | 28,879 |
| Beams, Pillars, Girders, and Bridgework (III. K.): | | | | | | | | | | |
| United Kingdom - Tons | 51,117 | 43,510 | 40,495 | 56,176 | 45,181 | 397,809 | 325,973 | 334,393 | 527,342 | 404,773 |
| Belgium - - - " | 4,570 | 4,803 | 10,788 | 9,817 | 3,523 | 29,119 | 30,065 | 72,533 | 69,345 | 23,787 |
| France - - - " | 581 | 2,162 | 1,949 | 1,604 | 1,912 | 3,566 | 13,634 | 12,588 | 10,791 | 12,352 |
| Germany - - - " | 13,157 | 12,898 | 16,686 | 21,554 | 5,753 | 83,540 | 81,576 | 112,370 | 157,194 | 40,043 |
| Other Countries - - " | 203 | 452 | 417 | 491 | 439 | 3,079 | 4,631 | 4,151 | 5,693 | 3,806 |
| " | 69,028 | 63,825 | 70,335 | 89,642 | 56,808 | 517,113 | 455,879 | 536,035 | 770,365 | 484,761 |
| Bolts and Nuts (III. K.): | | | | | | | | | | |
| United Kingdom - Tons | 2,214 | 1,903 | 3,117 | 3,748 | 2,650 | 48,668 | 46,307 | 74,311 | 89,562 | 64,681 |
| Belgium - - - " | 925 | 661 | 1,119 | 1,573 | 774 | 12,958 | 9,699 | 18,196 | 27,370 | 11,853 |
| Germany - - - " | 552 | 727 | 1,082 | 1,806 | 721 | 7,871 | 10,117 | 17,447 | 29,772 | 10,760 |
| Other Countries - - " | 76 | 137 | 185 | 241 | 174 | 1,607 | 3,446 | 4,939 | 4,603 | 4,897 |
| " | 3,767 | 3,428 | 5,503 | 7,368 | 4,319 | 71,104 | 69,569 | 114,893 | 151,307 | 92,191 |
| Hoops and Strips (III. K.): | | | | | | | | | | |
| United Kingdom - Tons | 18,372 | 16,561 | 16,990 | 21,757 | 19,353 | 159,581 | 141,471 | 156,287 | 211,395 | 194,027 |
| Belgium - - - " | 1,165 | 1,392 | 1,983 | 2,560 | 1,244 | 10,295 | 12,412 | 18,128 | 21,620 | 9,206 |
| Germany - - - " | 3,004 | 3,815 | 3,368 | 5,153 | 1,752 | 27,815 | 34,300 | 31,103 | 42,971 | 14,296 |
| United States - - - " | 5,397 | 540 | 3,782 | 923 | 1,956 | 46,528 | 4,664 | 34,420 | 8,371 | 19,391 |
| Other Countries - - " | 2 | 372 | 6 | 397 | 4 | 48 | 3,152 | 61 | 3,515 | 40 |
| " | 27,940 | 22,680 | 26,129 | 30,790 | 24,309 | 244,267 | 195,999 | 239,999 | 287,872 | 236,960 |
| *Nails, Rivets, and Washers (III. K.): | | | | | | | | | | |
| United Kingdom - Tons | 5,380 | 3,906 | 6,168 | 7,291 | 4,436 | 101,115 | 86,228 | 89,824 | 117,141 | 71,126 |
| Austria-Hungary - - " | 1,395 | 1,493 | 1,934 | 3,071 | 685 | 15,116 | 16,622 | 21,864 | 33,340 | 7,221 |
| Belgium - - - " | 4,039 | 3,236 | 2,832 | 3,315 | 1,465 | 49,320 | 37,370 | 33,479 | 40,084 | 19,563 |
| France - - - " | 308 | 194 | 256 | 357 | 104 | 4,158 | 2,936 | 3,822 | 5,226 | 1,500 |
| Germany - - - " | 4,369 | 3,576 | 3,308 | 5,338 | 1,923 | 52,590 | 40,719 | 40,771 | 64,785 | 22,716 |
| Norway - - - " | 1,270 | 1,294 | 1,562 | 1,226 | 1,950 | 15,780 | 16,246 | 20,746 | 16,665 | 26,085 |
| Sweden - - - " | 701 | 1,779 | 1,975 | 1,159 | 849 | 14,464 | 27,263 | 31,923 | 19,275 | 15,865 |
| United States - - - " | 1,240 | 2,667 | 4,954 | 3,075 | 1,751 | 12,757 | 29,313 | 54,822 | 35,092 | 20,573 |
| Other Countries - - " | 59 | 26 | 145 | 244 | 244 | 748 | 500 | 1,718 | 2,872 | 2,770 |
| " | 18,761 | 18,171 | 23,134 | 25,076 | 13,407 | 266,048 | 257,197 | 298,969 | 334,480 | 184,419 |
| Old, for remanufacture (II. D.): | | | | | | | | | | |
| United Kingdom - Tons | 431 | 3,829 | 6,849 | 2,140 | 3,236 | 1,391 | 10,197 | 18,411 | 6,759 | 10,471 |
| Other Countries - - " | 802 | 2,030 | 874 | 596 | 564 | 2,086 | 5,650 | 2,577 | 1,920 | 1,811 |
| " | 1,233 | 5,859 | 7,723 | 2,736 | 3,800 | 3,477 | 15,847 | 20,988 | 8,679 | 12,282 |

* Figures prior to 1912-13 are inclusive of "Screws."

Imports of Principal Articles, distinguishing Principal Countries—continued.

| ARTICLES AND COUNTRIES. | QUANTITIES. | | | | | VALUE. | | | | |
|--|----------------|----------------|----------------|----------------|----------------|------------------|------------------|------------------|------------------|------------------|
| | 1910-11. | 1911-12. | 1912-13. | 1913-14. | 1914-15. | 1910-11. | 1911-12. | 1912-13. | 1913-14. | 1914-15. |
| Metals and Ores—cont. | | | | | | | | | | |
| Iron or Steel—cont. | | | | | | | | | | |
| Pipes and Fittings, Cast (III. K.): | | | | | | £ | £ | £ | £ | £ |
| United Kingdom - Tons | 18,834 | 21,207 | 25,682 | 42,583 | 27,021 | 151,934 | 165,606 | 224,574 | 415,275 | 259,436 |
| Belgium - " | 17 | 5 | 106 | 468 | 107 | 361 | 80 | 1,361 | 6,243 | 1,376 |
| France - " | 641 | 29 | 0 | 0 | 0 | 5,248 | 321 | 46 | 0 | 0 |
| Germany - " | 127 | 164 | 3,590 | 4,101 | 794 | 1,158 | 3,188 | 53,419 | 54,535 | 6,285 |
| United States - " | 4,379 | 2,209 | 7,912 | 9,037 | 11,814 | 71,845 | 33,790 | 99,966 | 126,557 | 155,871 |
| Other Countries - " | 20 | 70 | 92 | 54 | 122 | 271 | 923 | 1,402 | 1,433 | 4,123 |
| " | 24,018 | 23,684 | 37,382 | 56,243 | 39,858 | 230,817 | 203,907 | 380,763 | 604,093 | 437,091 |
| †Rails, Chairs, and Fish Plates (excluding those for Railways) (III. K.): | | | | | | | | | | |
| United Kingdom - Tons | — | — | 2,286 | 4,594 | 1,853 | — | — | 18,474 | 44,364 | 18,181 |
| Belgium - " | — | — | 2,420 | 4,919 | 758 | — | — | 15,999 | 31,150 | 4,705 |
| Germany - " | — | — | 4,912 | 8,254 | 3,841 | — | — | 34,115 | 57,442 | 24,104 |
| Japan - " | — | — | 0 | 0 | 1,869 | — | — | 0 | 0 | 7,028 |
| Other Countries - " | — | — | 434 | 13 | 261 | — | — | 2,988 | 183 | 1,774 |
| " | — | — | 10,052 | 17,780 | 8,582 | — | — | 71,576 | 133,130 | 55,792 |
| †Screws (III. K.): | | | | | | | | | | |
| United Kingdom - Tons | — | — | 1,487 | 1,713 | 1,642 | — | — | 54,200 | 65,022 | 59,390 |
| United States - " | — | — | 126 | 170 | 26 | — | — | 4,634 | 6,677 | 1,371 |
| Other Countries - " | — | — | 170 | 228 | 82 | — | — | 5,177 | 6,278 | 2,705 |
| " | — | — | 1,783 | 2,111 | 1,750 | — | — | 64,020 | 77,977 | 63,565 |
| Sheets and Plates: | | | | | | | | | | |
| Galvanised (III. K.): | | | | | | | | | | |
| United Kingdom - Tons | 124,804 | 150,193 | 174,604 | 274,759 | 152,357 | 1,588,486 | 1,841,159 | 2,270,304 | 3,548,047 | 1,932,602 |
| Belgium - " | 121 | 272 | 387 | 456 | 243 | 1,275 | 3,237 | 4,700 | 5,201 | 2,715 |
| Germany - " | 356 | 1,009 | 1,148 | 909 | 454 | 4,252 | 12,183 | 14,117 | 11,188 | 5,081 |
| United States - " | 2,044 | 10,280 | 10,113 | 1,450 | 4,218 | 27,354 | 132,575 | 120,538 | 20,170 | 55,400 |
| Other Countries - " | 40 | 35 | 20 | 21 | 20 | 592 | 576 | 377 | 342 | 207 |
| " | 127,365 | 161,789 | 186,272 | 277,595 | 157,292 | 1,621,959 | 1,980,730 | 2,410,135 | 3,584,057 | 1,990,125 |
| Tinned (III. K.): | | | | | | | | | | |
| United Kingdom - Tons | 19,429 | 20,564 | 39,933 | 52,787 | 49,746 | 299,177 | 338,644 | 650,764 | 834,172 | 741,550 |
| United States - " | 5 | 490 | 3,140 | 37 | 694 | 91 | 7,928 | 51,051 | 700 | 10,458 |
| Other Countries - " | 9 | 14 | 20 | 12 | 2 | 188 | 331 | 282 | 108 | 41 |
| " | 19,443 | 21,068 | 43,093 | 52,836 | 50,442 | 299,456 | 346,903 | 702,707 | 835,070 | 752,049 |
| Not Galvanised or Tinned (III. K.): | | | | | | | | | | |
| United Kingdom - Tons | 53,990 | 54,356 | 30,219 | 38,894 | 28,138 | 625,846 | 629,404 | 273,192 | 341,104 | 243,003 |
| Belgium - " | 10,205 | 12,358 | 17,388 | 19,319 | 7,732 | 75,528 | 94,323 | 132,303 | 149,329 | 53,003 |
| Germany - " | 22,499 | 29,989 | 32,456 | 40,563 | 12,631 | 169,724 | 227,826 | 270,147 | 316,800 | 91,751 |
| United States - " | 648 | 6,138 | 2,360 | 1,528 | 2,303 | 10,113 | 93,838 | 18,534 | 12,000 | 16,003 |
| Other Countries - " | 24 | 512 | 18 | 302 | 326 | 213 | 3,589 | 100 | 2,637 | 2,023 |
| " | 87,366 | 103,353 | 82,441 | 100,606 | 51,130 | 881,424 | 1,049,070 | 704,456 | 822,530 | 408,183 |
| TOTAL, Sheets and Plates | 234,174 | 286,210 | 311,806 | 431,037 | 258,864 | 2,802,839 | 3,385,703 | 3,826,208 | 5,242,506 | 3,150,357 |
| Tubes and Fittings, Wrought (III. K.): | | | | | | | | | | |
| United Kingdom - Tons | 9,707 | 9,275 | 11,380 | 11,723 | 13,603 | 130,561 | 121,610 | 194,686 | 218,758 | 238,720 |
| Belgium - " | 3 | 54 | 243 | 1,321 | 436 | 63 | 699 | 3,568 | 17,304 | 4,831 |
| Germany - " | 82 | 86 | 978 | 3,448 | 671 | 1,544 | 1,510 | 13,893 | 48,456 | 9,105 |
| United States - " | 115 | 330 | 879 | 1,908 | 1,457 | 1,900 | 3,912 | 11,407 | 25,304 | 18,780 |
| Other Countries - " | 4 | 5 | 20 | 2 | 29 | 97 | 127 | 342 | 71 | 348 |
| " | 9,911 | 9,750 | 13,500 | 18,402 | 16,196 | 134,165 | 127,858 | 223,896 | 309,953 | 271,793 |
| Wire (III. K.): | | | | | | | | | | |
| United Kingdom - Tons | 697 | 535 | 2,323 | 2,858 | 3,320 | 9,821 | 8,026 | 55,803 | 73,745 | 81,894 |
| Austria-Hungary - " | 877 | 1,098 | 696 | 717 | 340 | 10,719 | 12,882 | 8,698 | 9,398 | 4,111 |
| Belgium - " | 1,406 | 2,019 | 1,928 | 1,346 | 639 | 16,028 | 23,123 | 22,500 | 14,591 | 6,009 |
| Germany - " | 1,465 | 2,008 | 3,906 | 3,364 | 1,742 | 17,428 | 21,898 | 46,890 | 39,331 | 18,851 |
| United States - " | 128 | 160 | 1,078 | 1,433 | 1,625 | 1,875 | 15,967 | 22,457 | 22,457 | 26,314 |
| Other Countries - " | 57 | 66 | 54 | 101 | 41 | 907 | 884 | 760 | 1,707 | 779 |
| " | 4,630 | 5,886 | 9,885 | 9,819 | 7,707 | 56,559 | 68,598 | 150,507 | 160,269 | 138,948 |
| Other Manufactures of Iron or Steel (III. K.): | | | | | | | | | | |
| United Kingdom - Tons | 26,690 | 23,422 | 11,933 | 16,037 | 22,140 | 364,151 | 354,734 | 222,524 | 292,823 | 291,090 |
| Belgium - " | 4,156 | 5,367 | 2,123 | 4,933 | 1,628 | 34,640 | 44,175 | 21,338 | 43,184 | 13,132 |
| France - " | 1,614 | 98 | 54 | 2 | 3 | 10,243 | 795 | 731 | 148 | 139 |
| Germany - " | 8,603 | 6,033 | 1,452 | 4,929 | 1,455 | 92,860 | 51,200 | 23,605 | 53,649 | 15,511 |
| United States - " | 5,124 | 6,203 | 390 | 313 | 312 | 83,826 | 96,830 | 4,689 | 5,467 | 4,771 |
| Other Countries - " | 92 | 136 | 82 | 21 | 18 | 2,679 | 2,537 | 2,314 | 680 | 396 |
| " | 46,279 | 41,259 | 16,034 | 26,235 | 25,556 | 588,409 | 550,271 | 275,201 | 395,975 | 325,020 |
| TOTAL, Iron or Steel | 441,491 | 482,215 | 534,161 | 718,471 | 462,564 | 4,934,459 | 5,352,797 | 6,220,098 | 8,501,472 | 5,478,077 |

† Separately recorded from April 1912.

Imports of Principal Articles, distinguishing Principal Countries—continued.

| ARTICLES AND COUNTRIES. | QUANTITIES. | | | | | VALUE. | | | | |
|---|-------------|----------|----------|----------|----------|-----------|-----------|-----------|-----------|----------|
| | 1910-11. | 1911-12. | 1912-13. | 1913-14. | 1914-15. | 1910-11. | 1911-12. | 1912-13. | 1913-14. | 1914-15. |
| Metals and Ores—cont. | | | | | | | | | | |
| Steel: | | | | | | £ | £ | £ | £ | £ |
| Angle and Spring (III. K.): | | | | | | | | | | |
| United Kingdom - Tons | 17,272 | 18,257 | 16,972 | 17,038 | 13,146 | 116,507 | 123,961 | 126,842 | 184,399 | 97,727 |
| Belgium - " | 4,872 | 6,549 | 6,334 | 12,316 | 5,973 | 30,639 | 40,739 | 43,399 | 81,909 | 36,806 |
| Germany - " | 5,017 | 7,353 | 6,352 | 14,299 | 8,097 | 31,477 | 45,226 | 43,319 | 91,844 | 48,004 |
| United States - " | 0 | 0 | 330 | 521 | 1,062 | 0 | 0 | 2,098 | 3,800 | 7,870 |
| Other Countries - " | 0 | 0 | 2 | 18 | 0 | 0 | 1 | 30 | 111 | 0 |
| " | 27,161 | 32,159 | 29,990 | 44,192 | 28,278 | 178,623 | 209,927 | 215,688 | 312,068 | 190,409 |
| Bars and Channel (III. K.): | | | | | | | | | | |
| United Kingdom - Tons | 19,302 | 12,878 | 19,515 | 25,781 | 13,912 | 92,846 | 91,914 | 151,537 | 207,500 | 108,522 |
| Belgium - " | 43,337 | 51,730 | 58,603 | 93,881 | 40,205 | 270,578 | 318,929 | 402,154 | 615,225 | 252,059 |
| Germany - " | 64,470 | 56,909 | 39,840 | 83,173 | 36,587 | 416,021 | 363,095 | 270,656 | 537,238 | 220,429 |
| Sweden - " | 507 | 307 | 739 | 607 | 320 | 7,303 | 4,556 | 10,252 | 8,263 | 4,689 |
| United States - " | 22 | 24 | 889 | 1,116 | 3,000 | 164 | 241 | 6,576 | 8,230 | 20,264 |
| Other Countries - " | 15 | 109 | 0 | 55 | 318 | 453 | 673 | 40 | 588 | 3,879 |
| " | 121,653 | 121,857 | 119,586 | 204,613 | 94,342 | 787,365 | 779,408 | 841,215 | 1,377,044 | 609,842 |
| Cast (III. K.): | | | | | | | | | | |
| United Kingdom - Tons | 1,767 | 1,660 | 2,011 | 2,904 | 1,738 | 29,149 | 28,621 | 42,282 | 58,934 | 39,728 |
| Belgium - " | 135 | 190 | 270 | 310 | 405 | 1,491 | 2,838 | 3,660 | 5,131 | 3,141 |
| Germany - " | 259 | 646 | 448 | 791 | 401 | 3,125 | 6,869 | 5,649 | 18,178 | 4,224 |
| Sweden - " | 286 | 238 | 169 | 142 | 47 | 4,548 | 3,555 | 2,898 | 2,591 | 910 |
| Other Countries - " | 51 | 32 | 160 | 24 | 11 | 1,765 | 2,297 | 2,766 | 2,002 | 436 |
| " | 2,498 | 2,766 | 3,058 | 4,171 | 2,597 | 40,078 | 44,180 | 57,255 | 86,836 | 48,439 |
| *Ingots, Blooms, Billets, and Slabs (III. K.): | | | | | | | | | | |
| United Kingdom - Tons | — | — | 121 | 109 | 206 | — | — | 1,253 | 1,184 | 1,668 |
| " | 151,312 | 156,782 | 152,755 | 253,085 | 125,423 | 1,006,066 | 1,033,515 | 1,115,411 | 1,777,127 | 850,358 |
| Lead: | | | | | | | | | | |
| Unwrought: | | | | | | | | | | |
| Ore (II. D.) - Tons | 271 | 204 | 169 | 177 | 263 | 5,788 | 4,062 | 3,690 | 4,005 | 6,425 |
| " | | | | | | | | | | |
| Pig (III. L.): | | | | | | | | | | |
| United Kingdom - Cwt. | 12,482 | 17,281 | 17,387 | 26,298 | 26,296 | 8,095 | 13,333 | 16,795 | 27,439 | 29,651 |
| France - " | 7,526 | 5,616 | 3,305 | 3,261 | 606 | 5,571 | 4,621 | 3,368 | 3,457 | 651 |
| Australia - " | 28,012 | 20,006 | 24,006 | 14,000 | 0 | 17,982 | 13,969 | 21,932 | 13,260 | 0 |
| Other Countries - " | 2,108 | 2,105 | 3,103 | 4,483 | 2,606 | 1,569 | 1,564 | 2,734 | 3,748 | 2,465 |
| " | 50,128 | 45,008 | 47,771 | 48,042 | 29,508 | 33,117 | 33,337 | 44,829 | 47,904 | 32,767 |
| Other Sorts (III. L.) - Cwt. | 335 | 722 | 2,071 | 1,273 | 1,740 | 292 | 519 | 1,743 | 1,180 | 1,679 |
| Wrought: | | | | | | | | | | |
| Sheets, Pipes, and Tubes (III. L.): | | | | | | | | | | |
| United Kingdom - Cwt. | 16,225 | 16,364 | 17,534 | 21,480 | 15,890 | 14,199 | 14,686 | 18,981 | 23,462 | 19,105 |
| Other Countries - " | 832 | 2,173 | 1,177 | 1,099 | 640 | 770 | 2,124 | 1,452 | 1,378 | 815 |
| " | 17,057 | 18,537 | 18,711 | 22,579 | 16,530 | 14,969 | 16,810 | 20,433 | 24,840 | 19,920 |
| Sheets for Tea-chests (III. L.): | | | | | | | | | | |
| United Kingdom - Cwt. | 46,306 | 40,596 | 36,732 | 39,108 | 34,938 | 48,798 | 45,873 | 46,484 | 55,156 | 51,812 |
| Other Countries - " | 7,078 | 1,524 | 256 | 1,091 | 383 | 5,014 | 1,940 | 345 | 1,911 | 789 |
| " | 53,384 | 42,120 | 36,988 | 40,199 | 35,321 | 53,812 | 47,813 | 46,829 | 57,067 | 52,601 |
| Other Sorts (III. L.): | | | | | | | | | | |
| United Kingdom - Cwt. | 7,135 | 5,336 | 6,725 | 10,186 | 8,704 | 7,774 | 6,617 | 9,291 | 14,207 | 11,747 |
| Other Countries - " | 3,035 | 2,207 | 2,077 | 2,125 | 1,111 | 3,584 | 3,514 | 3,094 | 3,427 | 1,567 |
| " | 10,170 | 7,543 | 8,802 | 12,311 | 9,815 | 11,358 | 10,131 | 12,385 | 17,634 | 13,314 |
| TOTAL, Lead (excluding Ore) - } | 131,074 | 113,930 | 114,343 | 124,404 | 92,914 | 113,548 | 108,660 | 126,219 | 148,625 | 120,281 |
| Quicksilver (III. L.): | | | | | | | | | | |
| United Kingdom - Lb. | 255,473 | 171,283 | 310,583 | 167,443 | 92,579 | 29,001 | 19,795 | 34,043 | 16,749 | 8,945 |
| Austria-Hungary - " | 97,117 | 62,000 | 65,850 | 37,675 | 1,500 | 10,576 | 6,832 | 7,129 | 3,752 | 137 |
| Other Countries - " | 266 | 232 | 2,760 | 611 | 75 | 32 | 30 | 328 | 70 | 9 |
| " | 352,856 | 233,515 | 379,173 | 205,729 | 94,154 | 39,609 | 26,707 | 41,500 | 20,571 | 9,091 |
| *Solder (III. L.): | | | | | | | | | | |
| United Kingdom - Cwt. | — | — | 5,588 | 5,956 | 6,706 | — | — | 30,799 | 31,136 | 28,754 |
| Other Countries - " | — | — | 6 | 9 | 0 | — | — | 33 | 51 | 0 |
| " | — | — | 5,594 | 5,965 | 6,706 | — | — | 30,832 | 31,187 | 28,754 |
| Tin: | | | | | | | | | | |
| Unwrought (Blocks, Ingots, Bars, and Slabs) (III. L.): | | | | | | | | | | |
| United Kingdom - Cwt. | 2,868 | 3,526 | 4,800 | 4,155 | 4,426 | 23,029 | 33,436 | 52,111 | 43,323 | 33,872 |
| Japan - " | 0 | 1,977 | 0 | 52 | 52 | 0 | 19,371 | 0 | 543 | 538 |
| Straits Settlements - " | 33,212 | 30,363 | 26,645 | 37,104 | 33,082 | 270,176 | 292,324 | 282,705 | 378,364 | 278,051 |
| Other Countries - " | 275 | 455 | 91 | 95 | 317 | 2,250 | 4,110 | 917 | 1,052 | 2,146 |
| " | 36,355 | 36,321 | 31,536 | 41,406 | 37,877 | 295,455 | 349,291 | 335,733 | 423,282 | 314,607 |

* Separately recorded from April 1912.

Imports of Principal Articles, distinguishing Principal Countries—continued.

| ARTICLES AND COUNTRIES. | QUANTITIES. | | | | | VALUE. | | | | |
|--|----------------|----------------|----------------|------------------|----------------|------------------|------------------|-------------------|-------------------|------------------|
| | 1910-11. | 1911-12. | 1912-13. | 1913-14. | 1914-15. | 1910-11. | 1911-12. | 1912-13. | 1913-14. | 1914-15. |
| Metals and Ores—cont. | | | | | | | | | | |
| Tin—cont. | | | | | | | | | | |
| Wrought, including Plates or Sheets not being tinned Iron (III. L.): | | | | | | £ | £ | £ | £ | £ |
| Germany - - - Cwt. | 292 | 368 | 534 | 981 | 393 | 2,508 | 3,597 | 4,879 | 8,701 | 3,048 |
| Other Countries - - " | 289 | 118 | 3,510 | 308 | 235 | 3,399 | 4,169 | 4,190 | 3,393 | 2,057 |
| " | 581 | 486 | 4,044 | 1,289 | 628 | 4,907 | 4,766 | 9,078 | 12,094 | 5,099 |
| TOTAL, Tin - - " | 36,936 | 36,807 | 35,530 | 42,695 | 38,505 | 300,362 | 354,057 | 344,811 | 435,376 | 319,706 |
| Zinc or Spelter: . | | | | | | | | | | |
| Unwrought (III. L.): | | | | | | | | | | |
| United Kingdom - Cwt. | 62,215 | 60,335 | 64,890 | 83,467 | 22,564 | 75,616 | 77,104 | 85,723 | 111,337 | 30,434 |
| Germany - - - " | 5,335 | 4,023 | 5,503 | 9,249 | 984 | 7,344 | 5,990 | 8,583 | 13,430 | 1,534 |
| Other Countries - - " | 1,145 | 1,231 | 3,007 | 2,609 | 2,182 | 1,486 | 1,696 | 4,593 | 3,776 | 3,048 |
| " | 68,695 | 65,644 | 73,400 | 95,325 | 25,730 | 84,446 | 84,790 | 98,892 | 128,543 | 34,996 |
| Wrought or Manufactured (III. L.): | | | | | | | | | | |
| United Kingdom - Cwt. | 7,162 | 6,632 | 10,136 | 8,094 | 7,425 | 11,728 | 11,811 | 19,524 | 15,032 | 13,204 |
| Belgium - - - " | 13,365 | 14,731 | 17,104 | 17,228 | 3,590 | 19,932 | 24,255 | 28,311 | 26,070 | 5,081 |
| Germany - - - " | 6,530 | 8,478 | 9,552 | 11,875 | 4,868 | 10,187 | 14,481 | 16,300 | 18,278 | 7,032 |
| Other Countries - - " | 202 | 170 | 463 | 152 | 1,637 | 190 | 166 | 707 | 108 | 3,410 |
| " | 27,259 | 30,011 | 37,255 | 37,349 | 17,520 | 42,037 | 50,718 | 64,932 | 59,554 | 29,727 |
| Other Sorts (III. L.) - Cwt. | 1,128 | 1,135 | 1,300 | 2,118 | 1,145 | 1,374 | 1,305 | 1,531 | 2,632 | 1,327 |
| TOTAL, Zinc or Spelter " | 97,082 | 96,790 | 111,955 | 134,792 | 44,395 | 127,857 | 136,808 | 165,295 | 190,770 | 65,050 |
| *Metals, unenumerated (III. L.): | | | | | | | | | | |
| United Kingdom - Cwt. | 22,934 | 25,633 | 9,561 | 10,205 | 11,105 | 83,751 | 94,295 | 29,777 | 27,897 | 28,039 |
| Germany - - - " | 3,352 | 12,223 | 218 | 926 | 157 | 19,566 | 57,220 | 3,056 | 4,093 | 1,240 |
| United States - - - " | 425 | 1,412 | 40 | 79 | 26 | 1,741 | 6,406 | 114 | 213 | 68 |
| Other Countries - - - " | 591 | 792 | 463 | 313 | 144 | 3,611 | 3,811 | 2,317 | 2,207 | 1,007 |
| " | 27,302 | 40,060 | 10,282 | 11,523 | 11,432 | 108,669 | 161,732 | 35,264 | 34,410 | 30,354 |
| †Ores, unenumerated } Tons | — | — | 247 | 2,478 | 205 | — | — | 3,004 | 29,298 | 2,761 |
| TOTAL, Metals (excluding Ores) } Tons | 696,030 | 728,056 | 769,187 | 1,075,678 | 646,291 | 9,597,022 | 9,473,193 | 10,328,225 | 14,062,729 | 9,170,449 |
| TOTAL, Ores - - - " | 271 | 204 | 573 | 2,655 | 468 | 5,788 | 4,062 | 7,063 | 33,298 | 9,186 |
| TOTAL Metals (including Ores) } | 696,301 | 728,260 | 769,760 | 1,078,333 | 646,759 | 9,602,810 | 9,477,255 | 10,335,318 | 14,716,027 | 9,179,635 |
| Motor Cars and Motor Cycles and Parts thereof: | | | | | | | | | | |
| ‡Motor Cars (III. C.): | | | | | | | | | | |
| United Kingdom - No. | — | — | — | 1,669 | 1,350 | — | — | — | 515,130 | 387,279 |
| Belgium - - - " | — | — | — | 130 | 29 | — | — | — | 37,476 | 9,556 |
| France - - - " | — | — | — | 111 | 54 | — | — | — | 32,570 | 16,492 |
| Germany - - - " | — | — | — | 56 | 21 | — | — | — | 19,608 | 5,338 |
| Italy - - - " | — | — | — | 7 | 19 | — | — | — | 1,948 | 6,170 |
| United States - - - " | — | — | — | 868 | 510 | — | — | — | 140,211 | 74,574 |
| Other Countries - - - " | — | — | — | 39 | 22 | — | — | — | 9,414 | 5,230 |
| " | — | — | — | 2,880 | 2,005 | — | — | — | 756,366 | 1504,030 |
| ‡Motor Cycles (III. C.): | | | | | | | | | | |
| United Kingdom - No. | — | — | — | 1,394 | 1,251 | — | — | — | 68,521 | 58,291 |
| Other Countries - - - " | — | — | — | 69 | 53 | — | — | — | 2,678 | 2,173 |
| " | — | — | — | 1,463 | 1,304 | — | — | — | 71,199 | 60,464 |
| ‡Motor Wagons (III. C.): | | | | | | | | | | |
| United Kingdom - No. | — | — | — | 42 | 34 | — | — | — | 23,694 | 17,060 |
| Other Countries - - - " | — | — | — | 34 | 13 | — | — | — | 14,255 | 5,547 |
| " | — | — | — | 76 | 47 | — | — | — | 38,049 | 22,607 |
| †Motor Cars and Motor Cycles (III. C.): | | | | | | | | | | |
| United Kingdom - No. | — | — | 2,336 | — | — | — | — | 451,964 | — | — |
| Belgium - - - " | — | — | 167 | — | — | — | — | 40,496 | — | — |
| France - - - " | — | — | 53 | — | — | — | — | 15,848 | — | — |
| Germany - - - " | — | — | 44 | — | — | — | — | 11,773 | — | — |
| United States - - - " | — | — | 425 | — | — | — | — | 69,186 | — | — |
| Other Countries - - - " | — | — | 64 | — | — | — | — | 8,000 | — | — |
| " | — | — | 3,069 | — | — | — | — | 597,177 | — | — |

* Figures prior to 1912-13 include Aluminium, Solder, and Ores, unenumerated.

‡ Separately recorded from April 1913.

† Separately recorded from April 1912.

Imports of Principal Articles, distinguishing Principal Countries—continued.

| ARTICLES AND COUNTRIES. | QUANTITIES. | | | | | VALUE. | | | | |
|---|-------------|------------|------------|------------|------------|-----------|-----------|-----------|-----------|-----------|
| | 1910-11. | 1911-12. | 1912-13. | 1913-14. | 1914-15. | 1910-11. | 1911-12. | 1912-13. | 1913-14. | 1914-15. |
| Motor Cars and Motor Cycles —cont. | | | | | | | | | | |
| *† Parts of Motor Cars and Motor Cycles and Accessories (excluding Rubber Tyres) (III. C.): | | | | | | £ | £ | £ | £ | £ |
| United Kingdom | — | — | — | — | — | — | — | 186,257 | 116,929 | 77,511 |
| Belgium | — | — | — | — | — | — | — | 8,175 | 6,294 | 983 |
| France | — | — | — | — | — | — | — | 18,070 | 10,155 | 2,790 |
| Germany | — | — | — | — | — | — | — | 41,437 | 9,896 | 1,539 |
| United States | — | — | — | — | — | — | — | 4,898 | 9,581 | 11,826 |
| Other Countries | — | — | — | — | — | — | — | 2,225 | 3,633 | 570 |
| | — | — | — | — | — | — | — | 261,002 | 156,428 | 95,159 |
| Total Motor Cars and Motor Cycles and Parts thereof: | | | | | | | | | | |
| United Kingdom | — | — | — | — | — | 352,498 | 516,009 | 638,221 | 724,283 | 540,141 |
| Belgium | — | — | — | — | — | 22,796 | 15,971 | 48,581 | 45,404 | 11,482 |
| France | — | — | — | — | — | 52,561 | 44,146 | 33,916 | 43,968 | 19,756 |
| Germany | — | — | — | — | — | 39,823 | 39,152 | 53,210 | 34,481 | 6,991 |
| Italy | — | — | — | — | — | 6,478 | 5,224 | 2,853 | 2,297 | 6,426 |
| United States | — | — | — | — | — | 9,936 | 40,260 | 74,024 | 154,669 | 90,660 |
| Ceylon | — | — | — | — | — | 1,853 | 3,450 | 3,350 | 7,121 | 5,705 |
| Other Countries | — | — | — | — | — | 2,330 | 4,808 | 4,022 | 9,819 | 1,708 |
| | — | — | — | — | — | 488,295 | 669,020 | 858,179 | 1,022,042 | 682,869 |
| Oils: | | | | | | | | | | |
| Animal (II. E.): | | | | | | | | | | |
| United Kingdom - Gals. | 697,902 | 343,181 | 605,348 | 859,923 | 783,574 | 55,282 | 28,470 | 49,022 | 69,245 | 82,185 |
| Japan | 0 | 0 | 100,461 | 92,803 | 2,142 | 0 | 0 | 5,216 | 4,973 | 122 |
| Other Countries | 16,907 | 7,484 | 22,949 | 19,336 | 23,665 | 2,111 | 243 | 2,738 | 2,019 | 2,448 |
| | 714,809 | 350,665 | 728,758 | 972,062 | 809,381 | 57,393 | 28,713 | 56,976 | 76,237 | 84,705 |
| Essential (II. E.): | | | | | | | | | | |
| United Kingdom - Gals. | 2,759 | 2,475 | 2,507 | 2,074 | 3,470 | 8,248 | 7,583 | 8,243 | 9,538 | 10,704 |
| France | 0 | 0 | 1,611 | 1,738 | 1,092 | 0 | 0 | 6,395 | 6,149 | 2,972 |
| Germany | 1,560 | 1,304 | 2,024 | 3,355 | 2,266 | 7,800 | 9,424 | 11,824 | 15,989 | 9,429 |
| Other Countries | 9,086 | 8,816 | 8,840 | 7,570 | 9,612 | 8,780 | 10,663 | 7,684 | 7,419 | 7,770 |
| | 13,405 | 12,595 | 14,982 | 14,737 | 16,440 | 24,828 | 27,670 | 34,146 | 39,095 | 30,875 |
| Mineral: | | | | | | | | | | |
| Fuel Oils (II. E.): | | | | | | | | | | |
| United Kingdom - Gals. | 250 | 249 | 248 | 407 | 1,162,861 | 20 | 13 | 20 | 34 | 9,151 |
| Russia | 0 | 1,048,902 | 0 | 0 | 0 | 0 | 8,784 | 0 | 0 | 0 |
| Egypt | 0 | 0 | 0 | 837,721 | 0 | 0 | 0 | 0 | 9,412 | 0 |
| Borneo | 4,246,711 | 7,924,591 | 7,618,567 | 755,171 | 675,296 | 30,356 | 53,804 | 53,867 | 7,866 | 5,504 |
| Persia | 0 | 0 | 17,390 | 3,292,163 | 7,655,026 | 0 | 0 | 182 | 30,080 | 57,866 |
| Straits Settlements | 2,384,445 | 3,328,250 | 1,393,957 | 1,423,154 | 144,129 | 22,500 | 27,060 | 11,815 | 8,874 | 1,193 |
| Sumatra | 375,211 | 914,853 | 2,053,774 | 1,456,264 | 190,734 | 1,962 | 7,762 | 16,224 | 12,110 | 1,582 |
| Other Countries | 95,391 | 0 | 0 | 800 | 5 | 103 | 0 | 0 | 4 | 1 |
| | 7,102,008 | 13,216,845 | 11,085,936 | 7,765,680 | 9,827,991 | 54,941 | 97,423 | 82,108 | 68,330 | 74,797 |
| Kerosene (in bulk) (II. E.): | | | | | | | | | | |
| Roumania - Gals. | 0 | 0 | 4,107,439 | 0 | 0 | 0 | 0 | 87,550 | 0 | 0 |
| Russia | 5,841,988 | 1,873,680 | 12,469,405 | 1,079,209 | 562,661 | 159,518 | 50,621 | 320,341 | 25,454 | 18,208 |
| United States | 22,541,315 | 39,721,368 | 18,614,293 | 26,594,240 | 35,160,254 | 520,047 | 910,340 | 415,002 | 632,050 | 901,127 |
| Borneo | 5,273,258 | 13,833,781 | 12,547,029 | 20,815,283 | 22,289,623 | 126,137 | 341,975 | 303,662 | 520,933 | 551,004 |
| Persia | 0 | 0 | 875,510 | 2,291,058 | 2,314,729 | 0 | 0 | 25,952 | 72,837 | 68,646 |
| Straits Settlements | 4,862,960 | 2,055,165 | 2,776,738 | 2,195,536 | 7,758,617 | 141,636 | 45,016 | 70,517 | 56,941 | 193,877 |
| Sumatra | 5,738,824 | 0 | 863,400 | 0 | 0 | 155,468 | 0 | 20,947 | 0 | 0 |
| Other Countries | 436 | 500 | 160 | 296 | 48 | 31 | 17 | 6 | 10 | 2 |
| | 44,258,781 | 56,984,494 | 52,253,974 | 52,975,622 | 68,105,932 | 1,102,837 | 1,347,969 | 1,243,977 | 1,308,225 | 1,735,864 |
| Kerosene (in tins) (II. E.): | | | | | | | | | | |
| United States - Gals. | 12,297,925 | 22,420,336 | 13,262,239 | 15,716,581 | 12,080,053 | 485,033 | 818,413 | 454,124 | 590,236 | 443,588 |
| Borneo | 0 | 806 | 65 | 0 | 244,410 | 0 | 30 | 6 | 0 | 9,730 |
| Persia | 1 | 0 | 119,401 | 11,963 | 3,842 | 0 | 0 | 5,480 | 557 | 153 |
| Straits Settlements | 4,905 | 512 | 284 | 144,512 | 156,280 | 228 | 21 | 8 | 5,204 | 5,737 |
| Sumatra | 13,245 | 0 | 0 | 0 | 0 | 857 | 0 | 0 | 0 | 0 |
| Other Countries | 22,877 | 6,556 | 554 | 1,295 | 398 | 941 | 276 | 23 | 79 | 12 |
| | 12,338,953 | 22,428,210 | 13,382,543 | 15,874,351 | 12,484,983 | 487,059 | 818,740 | 459,641 | 596,076 | 459,220 |
| TOTAL Kerosene | 56,597,734 | 79,412,704 | 65,636,517 | 68,849,973 | 80,590,915 | 1,589,896 | 2,166,709 | 1,703,618 | 1,904,301 | 2,195,084 |
| Lubricating Oils (II. E.): | | | | | | | | | | |
| United Kingdom - Gals. | 3,616,839 | 3,131,062 | 2,730,144 | 2,600,018 | 3,118,900 | 166,279 | 144,368 | 137,322 | 145,768 | 163,703 |
| Belgium | 230,070 | 126,817 | 132,493 | 118,803 | 53,428 | 14,044 | 5,721 | 6,890 | 6,355 | 2,866 |
| Germany | 1,010,772 | 54,142 | 119,627 | 125,657 | 83,792 | 68,189 | 3,054 | 8,044 | 9,514 | 2,255 |
| United States | 6,777,024 | 6,636,283 | 9,460,030 | 8,838,170 | 8,015,551 | 195,312 | 191,610 | 288,871 | 291,101 | 277,679 |
| Borneo | 1,328,036 | 691,319 | 675,780 | 3,100,841 | 1,879,439 | 20,532 | 12,563 | 15,017 | 68,908 | 42,259 |
| Straits Settlements | 424,051 | 460,030 | 118,230 | 148,215 | 162,195 | 13,933 | 11,510 | 5,427 | 6,835 | 7,734 |
| Sumatra | 238,203 | 1,106,740 | 1,981,412 | 408 | 1,075,432 | 5,297 | 24,594 | 44,031 | 9 | 23,899 |
| Other Countries | 27,928 | 50,806 | 38,869 | 20,819 | 17,127 | 1,191 | 1,860 | 1,482 | 1,033 | 765 |
| | 13,652,923 | 12,257,199 | 15,256,585 | 14,952,931 | 14,355,894 | 493,777 | 395,280 | 507,074 | 529,518 | 521,160 |
| Petroleum, dangerous (other than dangerous Paints, Solutions and Compositions) (II. E.): | | | | | | | | | | |
| United States - Gals. | 169,998 | 205,587 | 49,225 | 36,608 | 51,899 | 11,645 | 12,754 | 3,365 | 2,772 | 3,444 |
| Other Countries | 936 | 195 | 1,088 | 267 | 20 | 166 | 79 | 108 | 29 | 1 |
| | 170,934 | 205,782 | 50,313 | 36,875 | 51,919 | 11,811 | 12,833 | 3,473 | 2,801 | 3,445 |

* Separately recorded from April 1912.

† Figures for 1912-13 are inclusive of Rubber Tyres.

Imports of Principal Articles, distinguishing Principal Countries—continued.

| ARTICLES AND COUNTRIES. | QUANTITIES. | | | | | VALUE. | | | | |
|---|-------------------|--------------------|-------------------|-------------------|--------------------|------------------|------------------|------------------|------------------|------------------|
| | 1910-11. | 1911-12. | 1912-13. | 1913-14. | 1914-15. | 1910-11. | 1911-12. | 1912-13. | 1913-14. | 1914-15. |
| Oils—cont. | | | | | | | | | | |
| Mineral—cont. | | | | | | | | | | |
| Paints, Solutions and Compositions, dangerous (II. E.) - Gals. | 3,113 | 1,840 | 643 | 1,617 | 7,833 | £ 1,043 | £ 556 | £ 347 | £ 400 | £ 673 |
| Other Kinds (II. E.): | | | | | | | | | | |
| United Kingdom - Gals. | 78,881 | 189,885 | 77,506 | 75,981 | 113,777 | 5,827 | 14,167 | 8,019 | 8,476 | 11,473 |
| Belgium - " | 316,388 | 318,088 | 230,731 | 229,268 | 71,969 | 21,229 | 19,350 | 15,064 | 10,303 | 5,390 |
| Germany - " | 594,562 | 1,498,274 | 2,375,586 | 2,606,530 | 1,354,470 | 41,148 | 97,725 | 165,345 | 189,231 | 103,688 |
| United States - " | 1,127,686 | 290,175 | 278,290 | 485,367 | 383,054 | 29,010 | 13,088 | 14,706 | 23,802 | 21,179 |
| Other Countries - " | 219 | 25,737 | 263,899 | 18,851 | 22,810 | 26 | 966 | 3,443 | 613 | 1,138 |
| " | 2,117,736 | 2,322,159 | 3,232,012 | 3,415,997 | 1,945,080 | 97,240 | 145,326 | 208,577 | 238,414 | 143,808 |
| TOTAL, Mineral Oils | 79,644,448 | 107,416,529 | 95,262,006 | 95,023,073 | 106,779,632 | 2,248,707 | 2,818,127 | 2,503,007 | 2,743,704 | 3,038,027 |
| Vegetable (Non-essential): | | | | | | | | | | |
| Castor (II. E.) - Gals. | 559 | 851 | 947 | 320 | 13,602 | 192 | 156 | 210 | 43 | 1,081 |
| Cocconut (II. E.) - Gals. | 27,488 | 4,915 | 7,674 | 30,353 | 38,116 | 4,107 | 913 | 1,463 | 4,081 | 6,019 |
| *Cotton Seed (II. E.) - Gals. | — | — | 3,565 | 2,138 | 632 | — | — | 535 | 383 | 09 |
| Groundnut (II. E.) - Gals. | 8,330 | 9,669 | 10,641 | 11,504 | 11,187 | 963 | 1,050 | 1,160 | 1,325 | 1,204 |
| Linseed (II. E.): | | | | | | | | | | |
| United Kingdom - Gals. | 340,651 | 396,225 | 369,524 | 438,313 | 359,876 | 50,752 | 64,615 | 56,105 | 58,657 | 40,040 |
| Other Countries - " | 1,416 | 2,845 | 1,437 | 1,169 | 808 | 167 | 230 | 200 | 100 | 135 |
| " | 342,067 | 399,070 | 364,961 | 439,482 | 360,684 | 50,919 | 64,845 | 56,401 | 58,817 | 40,781 |
| Mustard or Rape Gals. (II. E.) | 0 | 124 | 631 | 709 | 278 | 0 | 25 | 91 | 100 | 82 |
| Sesamum (Tilor Jinjili) Gals. (II. E.) | 568 | 792 | 473 | 795 | 501 | 85 | 101 | 53 | 112 | 08 |
| Other Sorts (II. E.) - Gals. | 59,195 | 70,043 | 68,631 | 66,848 | 52,424 | 6,851 | 8,658 | 7,035 | 9,754 | 6,202 |
| TOTAL, Vegetable, Non-essential | 438,207 | 485,464 | 457,523 | 552,140 | 477,234 | 63,117 | 75,757 | 66,048 | 75,515 | 64,030 |
| TOTAL, Oils | 80,810,869 | 108,265,253 | 96,463,269 | 96,562,021 | 108,082,737 | 2,394,045 | 2,950,267 | 2,600,167 | 2,834,611 | 3,118,243 |
| *Oileakes (III. P.) - Cwt. | — | — | 374 | 1,699 | 11,794 | — | — | 97 | 533 | 3,219 |
| Oil-Cloth and Floor-Cloth (III. P.): | | | | | | | | | | |
| United Kingdom - Sq. Yds. | 1,329,875 | 997,435 | 1,103,485 | 1,100,832 | 992,793 | 54,010 | 40,916 | 52,130 | 54,755 | 43,271 |
| Belgium - " | 39,000 | 40,710 | 130,158 | 188,868 | 162,793 | 1,459 | 1,777 | 5,000 | 9,018 | 7,088 |
| United States - " | 49,863 | 26,259 | 224,651 | 194,227 | 234,876 | 1,945 | 1,200 | 8,075 | 7,300 | 8,701 |
| Other Countries - " | 76,696 | 164,056 | 147,050 | 162,617 | 88,852 | 2,408 | 4,500 | 4,052 | 4,241 | 3,340 |
| " | 1,495,434 | 1,228,460 | 1,605,344 | 1,646,544 | 1,479,314 | 59,822 | 57,528 | 70,235 | 75,443 | 63,300 |
| Opium (III. D.) - Lb. | 509 | 397 | 536 | 425 | 260 | 1,540 | 1,847 | 2,679 | 2,000 | 1,592 |
| *Packing, Engine and Boiler, of all kinds, including Asbestos (III. P.): | | | | | | | | | | |
| United Kingdom - " | — | — | — | — | — | — | — | 35,501 | 30,141 | 36,881 |
| Other Countries - " | — | — | — | — | — | — | — | 3,284 | 5,860 | 4,327 |
| " | — | — | — | — | — | — | — | 38,875 | 36,007 | 41,208 |
| Paints and Painter's Materials: | | | | | | | | | | |
| Paints and Colours: | | | | | | | | | | |
| *Barytes (III. F.) - Cwt. | — | — | 14,009 | 4,966 | 896 | — | — | 2,641 | 1,192 | 206 |
| *White and Red Lead (III. F.): | | | | | | | | | | |
| United Kingdom - Cwt. | — | — | 48,605 | 46,255 | 50,060 | — | — | 55,554 | 59,543 | 68,072 |
| Belgium - " | — | — | 4,313 | 10,753 | 4,440 | — | — | 4,140 | 11,276 | 4,983 |
| Germany - " | — | — | 12,770 | 8,510 | 3,422 | — | — | 11,624 | 8,040 | 3,031 |
| Other Countries - " | — | — | 131 | 56 | 38 | — | — | 152 | 39 | 46 |
| " | — | — | 65,819 | 65,574 | 57,960 | — | — | 71,470 | 78,907 | 76,132 |
| *Other Sorts (III. F.): | | | | | | | | | | |
| United Kingdom - Cwt. | — | — | 218,365 | 221,744 | 213,857 | — | — | 269,463 | 280,501 | 282,600 |
| Belgium - " | — | — | 10,403 | 18,210 | 13,981 | — | — | 7,971 | 10,155 | 5,195 |
| Germany - " | — | — | 18,997 | 17,677 | 7,005 | — | — | 20,002 | 20,406 | 8,450 |
| Holland - " | — | — | 3,920 | 30,832 | 12,214 | — | — | 957 | 5,454 | 3,235 |
| China, Hong Kong - " | — | — | 1,303 | 1,353 | 683 | — | — | 12,250 | 12,082 | 8,040 |
| Other Countries - " | — | — | 17,106 | 24,031 | 10,220 | — | — | 14,026 | 18,782 | 11,582 |
| " | — | — | 270,184 | 313,847 | 258,160 | — | — | 324,669 | 347,070 | 319,120 |

* Separately recorded from April 1912.

Imports of Principal Articles, distinguishing Principal Countries—continued.

| ARTICLES AND COUNTRIES. | QUANTITIES. | | | | | VALUE. | | | | |
|---|-------------|----------|----------|----------|----------|----------|----------|----------|----------|----------|
| | 1910-11. | 1911-12. | 1912-13. | 1913-14. | 1914-15. | 1910-11. | 1911-12. | 1912-13. | 1913-14. | 1914-15. |
| Paints and Painters' Materials—cont. | | | | | | £ | £ | £ | £ | £ |
| Total Paints and Colours: | | | | | | | | | | |
| United Kingdom - Cwt. | 218,978 | 231,601 | 270,437 | 272,085 | 264,753 | 249,968 | 268,268 | 325,728 | 341,042 | 350,870 |
| Belgium - - - - - | 44,326 | 42,600 | 18,512 | 29,063 | 18,481 | 23,389 | 18,280 | 12,625 | 21,457 | 10,194 |
| Germany - - - - - | 39,033 | 37,586 | 34,606 | 26,967 | 10,427 | 37,112 | 34,921 | 32,302 | 28,713 | 11,490 |
| Holland - - - - - | 300 | 528 | 7,927 | 30,874 | 12,214 | 1,329 | 1,861 | 1,709 | 5,472 | 3,235 |
| United States - - - | 1,025 | 1,194 | 1,292 | 3,137 | 2,976 | 2,815 | 2,751 | 2,708 | 5,730 | 3,539 |
| China, Hong-Kong - | 1,343 | 926 | 1,307 | 1,353 | 883 | 11,918 | 8,215 | 12,253 | 12,082 | 8,040 |
| " Treaty Ports - - | 770 | 702 | 668 | 569 | 306 | 5,451 | 4,828 | 4,825 | 4,978 | 2,758 |
| Other Countries - - | 26,346 | 17,080 | 15,288 | 20,339 | 6,976 | 10,987 | 7,043 | 6,632 | 7,695 | 5,331 |
| | 332,121 | 332,217 | 350,012 | 384,407 | 317,016 | 342,964 | 345,667 | 398,790 | 427,169 | 395,457 |
| Painters' Materials (other than Paints and Colours): | | | | | | | | | | |
| *Turpentine (III. F.): | | | | | | | | | | |
| United Kingdom - Cwt. | — | — | 18,818 | 13,485 | 8,962 | — | — | 26,150 | 22,026 | 14,828 |
| United States - - - | — | — | 1,559 | 2,488 | 2,790 | — | — | 4,179 | 6,147 | 7,615 |
| Other Countries - - | — | — | 402 | 77 | 36 | — | — | 301 | 146 | 88 |
| | — | — | 20,779 | 16,050 | 11,788 | — | — | 30,630 | 28,319 | 22,531 |
| *Other Kinds (III. F.): | | | | | | | | | | |
| United Kingdom - - | — | — | — | — | — | — | — | 68,188 | 79,995 | 76,659 |
| Germany - - - - - | — | — | — | — | — | — | — | 4,034 | 6,560 | 3,776 |
| Other Countries - - | — | — | — | — | — | — | — | 7,875 | 6,826 | 4,628 |
| | — | — | — | — | — | — | — | 80,097 | 93,381 | 85,063 |
| Total Painters' Materials (other than Paints and Colours): | | | | | | | | | | |
| United Kingdom - - - | — | — | — | — | — | 81,946 | 105,178 | 94,338 | 102,021 | 91,487 |
| Germany - - - - - | — | — | — | — | — | 3,216 | 3,274 | 4,087 | 6,700 | 3,776 |
| United States - - - - | — | — | — | — | — | 7,674 | 21,047 | 5,355 | 8,251 | 8,840 |
| Other Countries - - - | — | — | — | — | — | 8,069 | 7,184 | 6,947 | 4,728 | 3,491 |
| | — | — | — | — | — | 100,925 | 136,683 | 110,727 | 121,700 | 107,594 |
| TOTAL, Paints, &c. | — | — | — | — | — | 443,889 | 482,350 | 509,507 | 548,869 | 503,051 |
| Paper and Pastboard: | | | | | | | | | | |
| Paper: | | | | | | | | | | |
| *Packing Paper (III. M.): | | | | | | | | | | |
| United Kingdom - Cwt. | — | — | 16,889 | 44,279 | 127,689 | — | — | 13,891 | 24,757 | 48,724 |
| Germany - - - - - | — | — | 42,236 | 30,317 | 8,414 | — | — | 23,508 | 17,550 | 5,020 |
| Norway - - - - - | — | — | 18,164 | 21,948 | 9,823 | — | — | 9,571 | 12,397 | 5,891 |
| Sweden - - - - - | — | — | 11,110 | 10,258 | 5,653 | — | — | 6,545 | 5,913 | 3,803 |
| Other Countries - - | — | — | 20,641 | 22,515 | 18,616 | — | — | 11,800 | 12,724 | 8,826 |
| | — | — | 109,040 | 129,317 | 170,195 | — | — | 65,315 | 73,341 | 72,264 |
| Printing Paper (III. M.): | | | | | | | | | | |
| United Kingdom - Cwt. | 140,243 | 151,199 | 166,310 | 177,644 | 169,296 | 134,933 | 145,768 | 166,444 | 172,514 | 167,951 |
| Austria-Hungary - - | 41,966 | 39,658 | 38,698 | 39,052 | 11,081 | 30,168 | 28,429 | 29,200 | 28,614 | 8,207 |
| Belgium - - - - - | 6,271 | 5,596 | 5,670 | 6,166 | 3,122 | 4,337 | 4,835 | 5,005 | 4,979 | 2,839 |
| Germany - - - - - | 61,868 | 65,948 | 61,026 | 93,086 | 31,925 | 44,419 | 46,353 | 45,665 | 65,463 | 22,704 |
| Norway - - - - - | 12,128 | 20,830 | 30,336 | 52,794 | 60,980 | 8,347 | 14,574 | 19,725 | 33,653 | 42,605 |
| Sweden - - - - - | 18,518 | 22,781 | 28,515 | 25,619 | 40,720 | 11,082 | 14,129 | 17,828 | 15,848 | 26,686 |
| Other Countries - - | 4,779 | 6,044 | 6,354 | 7,877 | 9,821 | 3,702 | 5,098 | 5,331 | 6,309 | 7,717 |
| | 285,773 | 312,056 | 336,939 | 402,238 | 326,895 | 237,538 | 259,186 | 289,198 | 327,380 | 278,709 |
| Writing Paper and Envelopes (III. M.): | | | | | | | | | | |
| United Kingdom - - | — | — | — | — | — | 149,872 | 126,143 | 148,282 | 164,563 | 123,319 |
| Austria-Hungary - - | — | — | — | — | — | 28,995 | 22,698 | 30,898 | 38,440 | 16,973 |
| Belgium - - - - - | — | — | — | — | — | 12,528 | 12,217 | 15,250 | 13,378 | 5,089 |
| Germany - - - - - | — | — | — | — | — | 18,761 | 18,319 | 17,798 | 25,379 | 12,803 |
| Italy - - - - - | — | — | — | — | — | 6,175 | 3,449 | 3,351 | 3,395 | 2,660 |
| Other Countries - - | — | — | — | — | — | 4,076 | 6,273 | 8,879 | 14,809 | 9,081 |
| | — | — | — | — | — | 220,407 | 189,099 | 224,458 | 259,964 | 169,925 |
| Other Kinds of Paper (including Paper Manufactures) (III. M.): | | | | | | | | | | |
| United Kingdom - Cwt. | 350,693 | 344,826 | 432,028 | 362,571 | 350,311 | 142,012 | 157,493 | 215,507 | 215,568 | 220,344 |
| Austria-Hungary - - | 10,494 | 14,088 | 10,159 | 15,030 | 4,112 | 12,280 | 14,680 | 12,456 | 16,603 | 4,440 |
| Belgium - - - - - | 12,919 | 10,715 | 10,303 | 10,171 | 5,535 | 13,378 | 12,742 | 13,218 | 13,204 | 6,956 |
| Germany - - - - - | 74,579 | 77,620 | 69,170 | 66,422 | 33,681 | 57,039 | 60,846 | 65,295 | 59,706 | 29,801 |
| Norway - - - - - | 14,764 | 14,625 | 5,512 | 5,870 | 11,448 | 8,464 | 9,058 | 4,051 | 4,194 | 8,474 |
| Sweden - - - - - | 11,268 | 27,344 | 9,762 | 10,718 | 8,885 | 7,042 | 17,482 | 6,463 | 8,483 | 6,832 |
| United States - - - | 1,778 | 1,790 | 3,791 | 2,190 | 8,938 | 3,613 | 4,851 | 7,077 | 5,126 | 7,376 |
| China, Treaty Ports - | 4,271 | 5,509 | 4,449 | 4,533 | 3,902 | 5,841 | 6,043 | 5,782 | 5,617 | 5,755 |
| Japan - - - - - | 119 | 138 | 1,242 | 1,613 | 2,763 | 631 | 573 | 3,336 | 5,401 | 9,272 |
| Other Countries - - | 10,137 | 13,295 | 6,354 | 6,755 | 8,386 | 7,249 | 8,701 | 7,326 | 6,920 | 10,649 |
| | 491,022 | 509,950 | 552,860 | 485,873 | 437,961 | 257,549 | 292,459 | 340,511 | 340,822 | 309,899 |

* Separately recorded from April 1913.

Imports of Principal Articles, distinguishing Principal Countries—continued.

| ARTICLES AND COUNTRIES. | QUANTITIES. | | | | | VALUE. | | | | |
|---|-------------|----------|----------|----------|----------|----------|----------|----------|-----------|----------|
| | 1910-11. | 1911-12. | 1912-13. | 1913-14. | 1914-15. | 1910-11. | 1911-12. | 1912-13. | 1913-14. | 1914-15. |
| Paper and Pasteboard—cont. Pasteboard, Millboard and Cardboard of all kinds (III. M.): | | | | | | £ | £ | £ | £ | £ |
| United Kingdom - Cwt. | 15,048 | 19,956 | 16,177 | 19,777 | 22,983 | 13,783 | 18,660 | 15,860 | 17,727 | 18,224 |
| Germany - - - - " | 15,963 | 16,387 | 19,466 | 21,115 | 12,464 | 9,790 | 11,601 | 13,161 | 14,778 | 8,140 |
| Holland - - - - " | 32,634 | 35,841 | 34,589 | 43,729 | 32,370 | 11,645 | 11,596 | 11,790 | 16,348 | 12,142 |
| Japan - - - - " | 51 | 180 | 4,495 | 13,261 | 21,176 | 20 | 52 | 1,355 | 5,576 | 7,488 |
| Other Countries - - " | 2,571 | 3,862 | 4,584 | 4,237 | 3,850 | 2,077 | 2,388 | 3,419 | 2,618 | 2,527 |
| " | 66,267 | 76,226 | 79,311 | 107,119 | 92,743 | 37,315 | 44,299 | 44,485 | 56,947 | 48,501 |
| TOTAL, Paper and Pasteboard - - - - } | | | | | | 752,809 | 785,043 | 963,067 | 1,058,454 | 870,208 |
| Paper-making Materials: *Pulp of Wood or other Mate- rials (II. J.): | | | | | | | | | | |
| United Kingdom - Cwt. | — | — | 37,315 | 32,413 | 58,711 | — | — | 15,637 | 44,233 | 31,847 |
| Austria-Hungary - - " | — | — | 35,463 | 49,296 | 3,905 | — | — | 15,611 | 24,501 | 2,508 |
| Germany - - - - " | — | — | 28,066 | 48,842 | 17,138 | — | — | 13,083 | 20,247 | 8,008 |
| Norway - - - - " | — | — | 3,600 | 11,217 | 4,425 | — | — | 1,889 | 5,588 | 2,005 |
| Sweden - - - - " | — | — | 160,518 | 44,658 | 95,207 | — | — | 65,178 | 20,836 | 40,083 |
| Other Countries - - " | — | — | 40 | 1,200 | 124 | — | — | 69 | 604 | 50 |
| " | — | — | 265,002 | 247,636 | 179,510 | — | — | 111,040 | 115,909 | 92,581 |
| †Rags and other Materials (II. J.): | | | | | | | | | | |
| United Kingdom - Cwt. | 35,512 | 105,309 | — | — | — | 15,493 | 39,427 | — | — | — |
| Austria-Hungary - - " | 8,525 | 12,436 | — | — | — | 4,882 | 5,640 | — | — | — |
| Germany - - - - " | 8,837 | 32,026 | — | — | — | 3,999 | 15,759 | — | — | — |
| Sweden - - - - " | 5,188 | 115,300 | — | — | — | 2,037 | 52,282 | — | — | — |
| Other Countries - - " | 3,113 | 5,408 | — | — | — | 1,541 | 2,318 | — | — | — |
| " | 61,175 | 270,474 | — | — | — | 27,952 | 115,406 | — | — | — |
| TOTAL, Paper-making Materials - - - - } | 61,175 | 270,474 | 265,002 | 247,636 | 179,510 | 27,952 | 115,406 | 111,040 | 115,909 | 92,581 |
| Paraffin Wax (III. P.): | | | | | | | | | | |
| United States - - Cwt. | 1,735 | 4,626 | 4,638 | 11,267 | 1,510 | 1,904 | 4,755 | 4,506 | 11,377 | 1,733 |
| Other Countries - - " | 5,600 | 5,620 | 226 | 282 | 443 | 8,012 | 5,508 | 467 | 513 | 618 |
| " | 7,335 | 10,246 | 4,864 | 11,549 | 1,953 | 10,006 | 10,263 | 5,005 | 11,890 | 2,351 |
| Perfumery (not being Perfumed Spirits) (III. P.): | | | | | | | | | | |
| Persia - - - - " | — | — | — | — | — | 10,280 | 8,883 | 10,383 | 11,104 | 10,480 |
| Straits Settlements - - " | — | — | — | — | — | 4,500 | 3,971 | 4,878 | 7,026 | 3,208 |
| Other Countries - - " | — | — | — | — | — | 8,814 | 13,289 | 15,353 | 15,341 | 8,474 |
| " | — | — | — | — | — | 23,594 | 26,143 | 30,614 | 33,471 | 22,252 |
| Pitch, Tar and Dammer (III. P.): | | | | | | | | | | |
| United Kingdom - Cwt. | 227,511 | 227,224 | 242,188 | 219,410 | 170,501 | 54,930 | 56,137 | 66,740 | 59,473 | 54,153 |
| Straits Settlements - - " | 64,307 | 53,853 | 61,218 | 63,642 | 58,987 | 22,017 | 19,182 | 21,305 | 23,150 | 21,100 |
| Other Countries - - " | 1,189 | 786 | 922 | 2,412 | 5,183 | 435 | 314 | 299 | 776 | 1,818 |
| " | 293,007 | 281,863 | 304,278 | 285,464 | 243,601 | 77,382 | 75,633 | 88,344 | 83,399 | 77,071 |
| Plants, Living, including Bulbs and Seeds for Sewing (II. J.) | — | — | — | — | — | 4,370 | 2,999 | 3,984 | 4,001 | 2,706 |
| Polishes: | | | | | | | | | | |
| *Polishes and Compositions for application to Leather (III. P.): | | | | | | | | | | |
| United Kingdom - - - | — | — | — | — | — | — | — | 30,530 | 30,297 | 34,283 |
| Other Countries - - - | — | — | — | — | — | — | — | 1,304 | 1,791 | 530 |
| " | — | — | — | — | — | — | — | 40,804 | 41,088 | 34,822 |
| *Polishes and Compositions for application to Metals (III. P.): | | | | | | | | | | |
| United Kingdom - - - | — | — | — | — | — | — | — | 20,756 | 26,820 | 10,446 |
| Other Countries - - - | — | — | — | — | — | — | — | 2,740 | 4,679 | 2,271 |
| " | — | — | — | — | — | — | — | 23,496 | 31,509 | 12,717 |
| *TOTAL, Polishes - - - | — | — | — | — | — | — | — | 64,360 | 72,597 | 56,530 |
| Precious Stones, and Pearls, Un- set (II. J.): | | | | | | | | | | |
| Italian East Africa (Eritrea and Somaliland) - - - | — | — | — | — | — | 33,408 | 1,333 | 8,792 | 1,000 | 160 |
| United States - - - - | — | — | — | — | — | 0 | 0 | 7,500 | 0 | 0 |
| Aden - - - - - | — | — | — | — | — | 31,447 | 84,800 | 58,800 | 28,303 | 13,733 |
| Bahrein Islands - - - | — | — | — | — | — | 256,067 | 311,630 | 391,260 | 467,727 | 100,180 |
| Muscat Territory and Tru- cial Oman - - - - - | — | — | — | — | — | 73,513 | 104,407 | 127,700 | 141,087 | 12,433 |
| Other States in Arabia - - | — | — | — | — | — | 0 | 0 | 0 | 43,133 | 2,667 |
| Persia - - - - - | — | — | — | — | — | 83,247 | 50,200 | 87,760 | 10,840 | 6,200 |
| Turkey, Asiatic: Persian Gulf - - - - - | — | — | — | — | — | 42,020 | 33,610 | 44,210 | 1,333 | 0 |
| Other Countries - - - - | — | — | — | — | — | 3,409 | 1,961 | 2,967 | 3,770 | 683 |
| " | — | — | — | — | — | 523,221 | 506,741 | 721,579 | 714,693 | 136,056 |

* Separately recorded from April 1912.

† Figures include "Pulp of Wood or other materials."

‡ Figures prior to 1911-12 relate to the whole of Asiatic Turkey.

Imports of Principal Articles, distinguishing Principal Countries—continued.

| ARTICLES AND COUNTRIES. | QUANTITIES. | | | | | VALUE. | | | | |
|---|-------------|-----------|-----------|-----------|-----------|----------|----------|----------|----------|----------|
| | 1910-11. | 1911-12. | 1912-13. | 1913-14. | 1914-15. | 1910-11. | 1911-12. | 1912-13. | 1913-14. | 1914-15. |
| Printing and Lithographing Machinery and Materials (excluding Paper): | | | | | | | | | | |
| *Printing and Lithographing Presses (III. J.): | | | | | | £ | £ | £ | £ | £ |
| United Kingdom - - - | — | — | — | — | — | — | — | 41,980 | 48,767 | 36,159 |
| United States - - - | — | — | — | — | — | — | — | 4,684 | 6,081 | 2,988 |
| Other Countries - - - | — | — | — | — | — | — | — | 1,867 | 4,406 | 1,744 |
| | — | — | — | — | — | — | — | 48,541 | 54,254 | 40,891 |
| *Printing Type (III. P.): | | | | | | | | | | |
| United Kingdom - Cwt. | — | — | 2,920 | 2,679 | 2,067 | — | — | 19,056 | 21,999 | 14,524 |
| Other Countries - " | — | — | 210 | 200 | 20 | — | — | 1,796 | 1,673 | 461 |
| | — | — | 3,130 | 2,879 | 2,087 | — | — | 20,852 | 23,672 | 14,985 |
| †Other Materials (III. P.): | | | | | | | | | | |
| United Kingdom - - - | — | — | — | — | — | 48,713 | 45,972 | 29,956 | 34,139 | 36,224 |
| Germany - - - | — | — | — | — | — | 5,477 | 6,042 | 5,190 | 6,058 | 1,751 |
| United States - - - | — | — | — | — | — | 4,055 | 3,791 | 618 | 1,451 | 1,529 |
| Other Countries - - - | — | — | — | — | — | 1,532 | 1,773 | 748 | 1,702 | 552 |
| | — | — | — | — | — | 59,777 | 57,578 | 36,512 | 43,345 | 40,056 |
| †TOTAL, Printing and Lithographing Machinery and Materials (excluding Paper) | — | — | — | — | — | 59,777 | 57,578 | 105,905 | 121,271 | 95,932 |
| Prints, Engravings, and Pictures: | | | | | | | | | | |
| *Photographs and Picture Postcards (III. P.) | | | | | | | | | | |
| United Kingdom - - - | — | — | — | — | — | — | — | 5,370 | 5,927 | 2,195 |
| Other Countries - - - | — | — | — | — | — | — | — | — | — | — |
| *Others (III. P.): | | | | | | | | | | |
| United Kingdom - - - | — | — | — | — | — | — | — | 11,576 | 9,201 | 12,210 |
| Other Countries - - - | — | — | — | — | — | — | — | 6,102 | 7,142 | 3,441 |
| | — | — | — | — | — | — | — | 17,678 | 16,343 | 15,651 |
| Total Prints, Engravings and Pictures: | | | | | | | | | | |
| United Kingdom - - - | — | — | — | — | — | — | — | 14,456 | 12,901 | 13,877 |
| Germany - - - | — | — | — | — | — | — | — | 5,014 | 6,688 | 2,545 |
| Other Countries - - - | — | — | — | — | — | — | — | 3,578 | 2,561 | 1,424 |
| | — | — | — | — | — | — | — | 23,048 | 22,170 | 17,846 |
| Provisions and Oilman's Stores: | | | | | | | | | | |
| Bacon and Hams (I. E.): | | | | | | | | | | |
| United Kingdom - Lb. | 1,605,224 | 1,621,001 | 1,568,722 | 1,555,454 | 1,602,760 | 81,323 | 71,635 | 73,076 | 81,027 | 81,715 |
| Other Countries - " | 33,573 | 43,904 | 33,715 | 23,380 | 46,425 | 1,872 | 1,612 | 1,383 | 1,264 | 2,579 |
| | 1,638,797 | 1,664,905 | 1,622,437 | 1,583,834 | 1,649,185 | 82,695 | 73,247 | 74,459 | 82,291 | 84,294 |
| ‡Biche de mer (I. E.) - Lb. | 23,478 | 43,630 | — | — | — | 840 | 874 | — | — | — |
| Biscuits and Cakes (I. E.): | | | | | | | | | | |
| United Kingdom - Lb. | 6,118,295 | 6,726,399 | 6,835,062 | 7,966,109 | 6,225,219 | 192,773 | 211,635 | 271,585 | 267,070 | 211,490 |
| Germany - - - | 754,944 | 525,642 | 877,228 | 680,228 | 282,131 | 13,189 | 9,199 | 17,076 | 14,198 | 6,400 |
| Australia - - - | 373,760 | 369,900 | 392,707 | 561,867 | 505,416 | 7,201 | 7,241 | 9,202 | 13,380 | 12,913 |
| Other Countries - - - | 99,113 | 110,160 | 120,847 | 136,964 | 137,580 | 3,340 | 3,331 | 3,822 | 4,084 | 3,231 |
| | 7,346,112 | 7,732,101 | 9,725,844 | 9,345,168 | 7,150,346 | 216,503 | 231,406 | 301,685 | 298,732 | 234,034 |
| Butter (including Canned) (I. E.): | | | | | | | | | | |
| United Kingdom - Lb. | 50,394 | 63,426 | 72,731 | 68,057 | 117,690 | 4,452 | 4,628 | 5,472 | 5,268 | 8,967 |
| Denmark - - - | 115,501 | 159,556 | 150,936 | 190,582 | 117,535 | 8,759 | 12,052 | 12,126 | 15,570 | 9,763 |
| Other Countries - - - | 117,058 | 84,449 | 89,932 | 115,117 | 94,137 | 7,481 | 5,773 | 5,936 | 7,674 | 6,279 |
| | 282,953 | 307,431 | 313,649 | 373,756 | 329,362 | 20,692 | 22,453 | 23,534 | 28,512 | 24,909 |
| Cheese (including Canned) (I. E.): | | | | | | | | | | |
| United Kingdom - Lb. | 553,573 | 500,540 | 502,100 | 479,570 | 504,930 | 21,896 | 21,137 | 22,206 | 21,520 | 23,464 |
| Holland - - - | 681,621 | 618,626 | 779,254 | 641,955 | 823,953 | 24,642 | 24,505 | 29,732 | 24,319 | 34,202 |
| Other Countries - - - | 83,288 | 95,265 | 127,637 | 139,805 | 64,259 | 3,764 | 3,992 | 5,158 | 5,109 | 2,896 |
| | 1,323,482 | 1,214,431 | 1,408,991 | 1,261,330 | 1,393,142 | 50,302 | 49,634 | 57,096 | 50,948 | 60,562 |

* Separately recorded from April 1912.

† Figures prior to 1912-13 represent "Printing and Lithographing materials."

‡ Included with "Provisions: Other Sorts" from April 1912.

Imports of Principal Articles, distinguishing Principal Countries—continued.

| ARTICLES AND COUNTRIES. | QUANTITIES. | | | | | VALUE. | | | | |
|---|-------------|------------|------------|------------|------------|-----------|-----------|-----------|-----------|-----------|
| | 1910-11. | 1911-12. | 1912-13. | 1913-14. | 1914-15. | 1910-11. | 1911-12. | 1912-13. | 1913-14. | 1914-15. |
| Provisions and Oilman's Stores—cont. | | | | | | | | | | |
| *Cocoa and Chocolate (I. E.): | | | | | | £ | £ | £ | £ | £ |
| United Kingdom - Lb. | — | — | 419,200 | 419,861 | 415,992 | — | — | 29,068 | 30,288 | 27,844 |
| Other Countries - " | — | — | 79,748 | 118,820 | 114,946 | — | — | 4,907 | 8,579 | 8,653 |
| " | — | — | 492,948 | 538,681 | 530,938 | — | — | 34,875 | 38,865 | 36,500 |
| Farinaceous and Patent Foods (I. E.): | | | | | | | | | | |
| United Kingdom - Cwt. | 31,465 | 27,608 | 32,778 | 34,538 | 33,963 | 78,955 | 78,343 | 101,701 | 111,442 | 114,907 |
| United States - " | 4,436 | 5,012 | 6,592 | 5,399 | 7,321 | 7,112 | 7,934 | 10,063 | 8,410 | 14,070 |
| China, Hong-Kong - " | 4,827 | 4,773 | 6,125 | 13,250 | 8,441 | 5,234 | 5,406 | 7,408 | 17,419 | 10,970 |
| China, Treaty Ports - " | 8,853 | 4,711 | 5,920 | 7,990 | 5,846 | 3,332 | 4,134 | 5,308 | 6,741 | 5,371 |
| Java - " | 17,756 | 4,367 | 1,445 | 103 | 109 | 5,606 | 1,797 | 304 | 42 | 50 |
| Straits Settlements - " | 177,070 | 182,991 | 201,024 | 234,933 | 212,086 | 118,848 | 132,335 | 154,773 | 171,041 | 134,004 |
| Other Countries - " | 1,868 | 8,036 | 4,362 | 2,079 | 1,940 | 2,518 | 5,529 | 3,812 | 3,225 | 3,016 |
| " | 241,275 | 237,498 | 258,246 | 298,292 | 269,726 | 221,605 | 235,568 | 284,318 | 318,329 | 283,197 |
| Ghi (I. E.): | | | | | | | | | | |
| East African Protectorate - Lb. | 459,634 | 335,230 | 471,111 | 225,552 | 23,734 | 16,115 | 8,857 | 14,744 | 6,720 | 960 |
| Persia - " | 37,035 | 78,517 | 144,517 | 46,353 | 38,912 | 1,278 | 2,929 | 5,534 | 1,781 | 1,370 |
| Turkey, Asiatic - " | 84,857 | 11,313 | 192,579 | 6,474 | 8,107 | 2,891 | 380 | 7,070 | 253 | 293 |
| Persian Gulf - " | 122,191 | 115,949 | 178,652 | 159,739 | 49,897 | 4,231 | 4,241 | 6,809 | 0,280 | 1,550 |
| Other Countries - " | — | — | — | — | — | — | — | — | — | — |
| " | 703,717 | 541,009 | 986,859 | 438,118 | 119,650 | 24,515 | 16,416 | 34,226 | 15,043 | 4,085 |
| Jams and Jellies (I. E.): | | | | | | | | | | |
| United Kingdom - Lb. | 1,799,116 | 1,911,619 | 1,958,554 | 2,038,061 | 1,851,283 | 38,500 | 44,685 | 47,631 | 45,260 | 42,704 |
| Other Countries - " | 51,993 | 60,701 | 52,670 | 59,668 | 182,411 | 845 | 1,104 | 977 | 1,163 | 3,280 |
| " | 1,851,109 | 1,972,320 | 2,011,224 | 2,096,729 | 2,033,694 | 39,345 | 45,789 | 48,608 | 46,423 | 45,987 |
| Lard (I. E.) - Lb. | 349,916 | 449,177 | 567,118 | 537,436 | 392,074 | 6,791 | 7,951 | 10,044 | 10,023 | 7,737 |
| Milk, Condensed and Preserved, including Milk Cream (I. E.): | | | | | | | | | | |
| United Kingdom - Lb. | 7,176,226 | 7,302,480 | 6,823,239 | 6,162,209 | 4,760,942 | 140,102 | 161,531 | 165,820 | 160,273 | 130,514 |
| Belgium - " | 4,602 | 7,918 | 942,244 | 1,004,144 | 207,002 | 71 | 102 | 12,109 | 14,666 | 3,267 |
| Germany - " | 679,256 | 998,219 | 1,094,845 | 1,600,578 | 663,733 | 8,689 | 12,644 | 14,270 | 22,514 | 8,867 |
| Holland - " | 1,342,927 | 1,862,953 | 2,743,016 | 5,076,556 | 4,458,140 | 15,399 | 21,892 | 30,018 | 65,335 | 63,250 |
| Norway - " | 69,602 | 144,745 | 442,686 | 265,430 | 371,495 | 1,334 | 2,493 | 5,234 | 4,196 | 6,054 |
| Switzerland - " | 214,181 | 339,196 | 514,344 | 211,207 | 307,851 | 4,720 | 6,666 | 8,416 | 4,135 | 8,314 |
| Straits Settlements - " | 14,110 | 33,101 | 27,524 | 56,877 | 581,280 | 301 | 480 | 537 | 902 | 16,304 |
| Other Countries - " | 354,887 | 587,465 | 232,032 | 304,138 | 573,839 | 5,815 | 9,953 | 3,252 | 4,714 | 9,297 |
| " | 9,855,791 | 11,276,077 | 12,819,910 | 14,681,229 | 12,014,282 | 170,581 | 215,061 | 245,760 | 270,733 | 240,430 |
| Pickles, Chutnies, Sauces, and Condiments (I. E.): | | | | | | | | | | |
| United Kingdom - Cwt. | 14,959 | 14,791 | 6,280 | 5,400 | 5,600 | 37,445 | 30,820 | 23,808 | 21,464 | 22,478 |
| Other Countries - " | 2,075 | 2,365 | 1,792 | 1,663 | 2,227 | 2,260 | 2,727 | 2,783 | 2,722 | 3,602 |
| " | 17,034 | 17,156 | 8,072 | 7,063 | 7,827 | 39,705 | 33,547 | 26,591 | 24,186 | 25,080 |
| Vinegar (excluding Bottled Vinegar) (I. E.) - Cwt. | — | — | 3,358 | 3,531 | 3,056 | — | — | 2,083 | 2,551 | 1,928 |
| Other sorts of Provisions: | | | | | | | | | | |
| Canned and Bottled Provisions (not specified elsewhere) (I. E.): | | | | | | | | | | |
| United Kingdom - Cwt. | 41,460 | 41,893 | 54,208 | 63,901 | 61,061 | 150,845 | 165,408 | 183,278 | 217,437 | 217,640 |
| France - " | 2,203 | 2,617 | 2,093 | 3,010 | 1,593 | 10,045 | 10,837 | 9,203 | 12,820 | 7,267 |
| Germany - " | 563 | 1,162 | 1,000 | 1,318 | 668 | 2,269 | 3,407 | 3,454 | 5,144 | 2,077 |
| Portugal - " | 10,360 | 9,684 | 11,079 | 25,222 | 4,880 | 24,219 | 23,247 | 29,915 | 70,498 | 13,005 |
| United States - " | 3,110 | 3,523 | 7,771 | 9,714 | 9,432 | 8,065 | 9,926 | 17,020 | 26,136 | 22,595 |
| China, Hong-Kong - " | 2,913 | 3,878 | 5,400 | 7,888 | 5,633 | 4,770 | 6,119 | 7,349 | 11,757 | 8,203 |
| Straits Settlements - " | 2,976 | 2,938 | 6,248 | 5,272 | 3,799 | 3,695 | 4,240 | 14,297 | 8,003 | 4,122 |
| Australia - " | 2,109 | 1,871 | 4,006 | 3,181 | 3,025 | 5,041 | 4,820 | 8,022 | 8,628 | 8,163 |
| Other Countries - " | 1,827 | 2,886 | 5,397 | 10,384 | 6,501 | 5,433 | 7,504 | 14,702 | 22,911 | 13,879 |
| " | 67,521 | 70,452 | 97,202 | 120,890 | 96,569 | 223,282 | 235,507 | 287,430 | 377,943 | 297,297 |
| Others (I. E.): | | | | | | | | | | |
| United Kingdom - Cwt. | 17,543 | 19,774 | 21,815 | 11,497 | 6,509 | 66,233 | 74,023 | 81,456 | 40,392 | 27,291 |
| France - " | 845 | 1,231 | 1,110 | 418 | 144 | 3,340 | 5,413 | 4,250 | 1,805 | 506 |
| China, Hong-Kong - " | 4,218 | 4,836 | 6,489 | 6,716 | 4,171 | 6,860 | 5,716 | 7,531 | 8,533 | 5,062 |
| China, Treaty Ports - " | 3,811 | 4,331 | 5,583 | 4,014 | 2,477 | 4,206 | 4,896 | 5,213 | 3,579 | 2,484 |
| Japan - " | 913 | 777 | 1,205 | 1,970 | 395 | 9,112 | 7,483 | 12,511 | 7,395 | 5,124 |
| Straits Settlements - " | 3,950 | 3,685 | 4,984 | 3,178 | 3,263 | 6,079 | 6,212 | 7,993 | 5,238 | 5,655 |
| Other Countries - " | 4,313 | 4,734 | 7,144 | 5,813 | 2,763 | 11,670 | 13,832 | 15,874 | 11,494 | 5,612 |
| " | 35,593 | 39,368 | 46,240 | 33,606 | 20,222 | 107,560 | 117,575 | 134,837 | 78,506 | 51,848 |
| TOTAL, Provisions and Oilman's Stores - - - | — | — | — | — | — | 1,210,516 | 1,291,628 | 1,566,146 | 1,640,087 | 1,404,807 |

* Separately recorded from April 1912. † Figures prior to 1911-12 relate to the whole of Asiatic Turkey. ‡ Figures prior to 1912-13 are included with "Pickles, Chutnies, Sauces, and Condiments." § Figures prior to 1912-13 include "Vinegar."

Imports of Principal Articles, distinguishing Principal Countries—continued.

| ARTICLES AND COUNTRIES. | QUANTITIES. | | | | | VALUE. | | | | |
|--|-------------|-----------|-----------|-----------|-----------|-----------|-----------|-----------|-----------|-----------|
| | 1910-11. | 1911-12. | 1912-13. | 1913-14. | 1914-15. | 1910-11. | 1911-12. | 1912-13. | 1913-14. | 1914-15. |
| Railway Plant and Rolling Stock : | | | | | | | | | | |
| Carriages and Wagons and parts thereof (III. N.): | | | | | | £ | £ | £ | £ | £ |
| United Kingdom - - - | — | — | — | — | — | 969,172 | 833,828 | 1,494,978 | 2,988,037 | 2,914,045 |
| Belgium - - - - - | — | — | — | — | — | 18,953 | 7,566 | 21,698 | 25,173 | 9,124 |
| Germany - - - - - | — | — | — | — | — | 11,419 | 18,258 | 64,597 | 115,901 | 98,759 |
| Other Countries - - - | — | — | — | — | — | 2,894 | 6,380 | 3,159 | 1,476 | 4,265 |
| | — | — | — | — | — | 1,002,428 | 915,982 | 1,584,432 | 3,130,587 | 3,026,194 |
| Locomotive Engines and Tenders and parts thereof (III. N.): | | | | | | | | | | |
| United Kingdom - - - | — | — | — | — | — | 490,155 | 526,500 | 595,901 | 1,203,046 | 1,552,622 |
| Belgium - - - - - | — | — | — | — | — | 0 | 504 | 116 | 7,168 | 0 |
| Germany - - - - - | — | — | — | — | — | 3,179 | 4,525 | 6,627 | 58,745 | 47,383 |
| Other Countries - - - | — | — | — | — | — | 25 | 0 | 0 | 0 | 0 |
| | — | — | — | — | — | 493,359 | 531,529 | 602,644 | 1,268,959 | 1,600,005 |
| Materials for Construction : | | | | | | | | | | |
| *Bridge Work (III. N.): | | | | | | | | | | |
| United Kingdom - Cwt. | — | — | 413,110 | 172,495 | 213,612 | — | — | 259,207 | 132,933 | 146,516 |
| Belgium - - - - - | — | — | 0 | 7,514 | 3,542 | — | — | 0 | 5,272 | 2,619 |
| Ceylon - - - - - | — | — | 89 | 0 | 0 | — | — | 99 | 0 | 0 |
| | — | — | 413,199 | 180,009 | 217,154 | — | — | 259,306 | 138,205 | 149,135 |
| Rails, Chairs and Fishplates of Steel or Iron (III. N.): | | | | | | | | | | |
| United Kingdom - Cwt. | 1,456,907 | 1,661,895 | 2,198,717 | 2,216,589 | 2,487,111 | 485,776 | 556,904 | 768,932 | 873,778 | 899,908 |
| Belgium - - - - - | 15,789 | 5,410 | 0 | 0 | 0 | 4,782 | 1,580 | 0 | 0 | 0 |
| Germany - - - - - | 7,546 | 112,171 | 20,015 | 11,924 | 0 | 2,705 | 33,029 | 6,662 | 4,535 | 0 |
| United States - - - | 0 | 0 | 0 | 0 | 65 | 0 | 0 | 0 | 0 | 33 |
| | 1,480,242 | 1,779,476 | 2,218,732 | 2,228,513 | 2,487,176 | 493,263 | 591,513 | 775,594 | 878,313 | 899,941 |
| Sleepers and Keys of Steel or Iron (III. N.): | | | | | | | | | | |
| United Kingdom - Cwt. | 634,081 | 451,716 | 1,572,935 | 1,781,659 | 1,312,316 | 188,017 | 141,713 | 519,242 | 628,528 | 450,320 |
| Belgium - - - - - | 694 | 7,177 | 0 | 23,721 | 0 | 260 | 2,304 | 0 | 10,440 | 0 |
| Germany - - - - - | 3,415 | 12,472 | 41,717 | 13,827 | 31,259 | 1,189 | 4,163 | 15,572 | 5,324 | 9,231 |
| Other Countries - - - | 3 | 0 | 0 | 0 | 0 | 2 | 0 | 0 | 0 | 0 |
| | 638,193 | 471,365 | 1,614,652 | 1,819,207 | 1,343,575 | 189,468 | 148,180 | 534,814 | 644,792 | 459,541 |
| Sleepers of Wood (III. N.): | | | | | | | | | | |
| United Kingdom - Cwt. | 12,505 | 8,657 | 11,000 | 134,048 | 0 | 1,945 | 1,189 | 2,453 | 37,373 | 0 |
| United States - - - | 784 | 0 | 37,600 | 7,765 | 405,406 | 143 | 0 | 8,708 | 1,936 | 34,350 |
| Java - - - - - | 35,127 | 25,216 | 18,886 | 0 | 0 | 10,320 | 6,603 | 6,875 | 0 | 0 |
| Siam - - - - - | 640 | 1,577 | 23,081 | 18,625 | 54,696 | 138 | 336 | 4,732 | 5,039 | 16,992 |
| Straits Settlements - | 7,238 | 3,467 | 6,730 | 59,707 | 46,680 | 1,293 | 650 | 1,072 | 15,814 | 12,441 |
| Australia - - - - - | 1,003,424 | 1,203,351 | 1,012,833 | 828,718 | 375,974 | 235,713 | 275,675 | 218,476 | 194,820 | 98,240 |
| Canada - - - - - | 0 | 0 | 0 | 0 | 93,650 | 0 | 0 | 0 | 0 | 26,438 |
| Other Countries - - - | 0 | 0 | 784 | 945 | 14,413 | 0 | 0 | 256 | 166 | 3,721 |
| | 1,059,718 | 1,242,268 | 1,110,964 | 1,049,808 | 990,769 | 249,552 | 234,453 | 242,572 | 255,153 | 242,182 |
| Other Kinds of Materials (III. N.): | | | | | | | | | | |
| United Kingdom - Cwt. | 813,280 | 903,337 | 431,418 | 512,043 | 452,634 | 393,919 | 474,289 | 257,800 | 355,523 | 322,545 |
| Belgium - - - - - | 7,014 | 9,565 | 5,904 | 2,688 | 5,751 | 3,322 | 5,163 | 3,595 | 1,629 | 2,802 |
| Germany - - - - - | 10,558 | 9,861 | 14,712 | 24,748 | 15,995 | 4,755 | 5,502 | 7,484 | 16,249 | 18,626 |
| Other Countries - - - | 244 | 3,092 | 155 | 360 | 1,170 | 155 | 1,359 | 357 | 384 | 748 |
| | 831,096 | 925,855 | 452,249 | 539,839 | 475,550 | 402,151 | 486,313 | 269,236 | 373,785 | 344,721 |
| TOTAL, Railway Plant and Rolling Stock - - - | | | | | | 2,830,221 | 2,957,970 | 4,262,598 | 6,689,794 | 6,721,719 |
| Rubber : | | | | | | | | | | |
| Raw (II. J.) - - - Cwt. | 0 | 0 | 10 | 9 | 1 | 0 | 1 | 113 | 124 | 2 |
| Manufactures (III. P.): | | | | | | | | | | |
| †Tyres for Motors and Motor Cycles (III. P.): | | | | | | | | | | |
| United Kingdom - No. | — | — | — | 42,650 | 34,742 | — | — | — | 53,640 | 71,962 |
| France - - - - - | — | — | — | 8,571 | 3,483 | — | — | — | 39,159 | 15,624 |
| Germany - - - - - | — | — | — | 5,297 | 3,574 | — | — | — | 16,187 | 18,253 |
| Italy - - - - - | — | — | — | 1,029 | 1,626 | — | — | — | 3,124 | 7,847 |
| Other Countries - - - | — | — | — | 518 | 1,838 | — | — | — | 1,798 | 9,056 |
| | — | — | — | 58,065 | 45,263 | — | — | — | 113,908 | 122,742 |
| †Tubes for Motor Tyres (III. P.): | | | | | | | | | | |
| United Kingdom - No. | — | — | — | 14,830 | 31,040 | — | — | — | 9,765 | 21,160 |
| France - - - - - | — | — | — | 5,915 | 6,199 | — | — | — | 7,426 | 7,959 |
| Other Countries - - - | — | — | — | 4,944 | 7,743 | — | — | — | 4,927 | 7,034 |
| | — | — | — | 25,689 | 44,982 | — | — | — | 22,118 | 36,153 |

* Separately recorded from April 1912.

† Separately recorded from October 1913.

Imports of Principal Articles, distinguishing Principal Countries—continued.

| ARTICLES AND COUNTRIES. | QUANTITIES. | | | | | VALUE. | | | | |
|--|-------------|----------|----------|----------|----------|----------|----------|----------|----------|----------|
| | 1910-11. | 1911-12. | 1912-13. | 1913-14. | 1914-15. | 1910-11. | 1911-12. | 1912-13. | 1913-14. | 1914-15. |
| Rubber—cont. | | | | | | | | | | |
| Other Manufactures (except Apparel and Boots and Shoes) (II. F.): | | | | | | £ | £ | £ | £ | £ |
| United Kingdom - - - | — | — | — | — | — | 73,314 | 93,323 | 107,614 | 148,035 | 176,447 |
| France - - - - - | — | — | — | — | — | 58 | 1,348 | 4,198 | 6,070 | 2,530 |
| Germany - - - - - | — | — | — | — | — | 16,027 | 14,857 | 11,744 | 54,006 | 32,270 |
| Other Countries - - - | — | — | — | — | — | 4,608 | 8,064 | 7,575 | 7,401 | 11,828 |
| | — | — | — | — | — | 93,907 | 117,686 | 131,131 | 216,511 | 233,061 |
| TOTAL, Rubber - - - | — | — | — | — | — | 93,907 | 117,687 | 131,344 | 233,661 | 233,978 |
| Salt (I. J.): | | | | | | | | | | |
| United Kingdom - Tons | 170,568 | 197,895 | 151,865 | 136,721 | 92,276 | 166,572 | 193,360 | 146,163 | 130,321 | 97,000 |
| Germany - - - - - | 56,399 | 68,588 | 53,088 | 53,044 | 30,695 | 61,289 | 74,582 | 61,950 | 62,008 | 35,680 |
| Spain - - - - - | 63,497 | 77,941 | 73,924 | 90,922 | 37,226 | 63,001 | 73,901 | 69,275 | 83,023 | 33,719 |
| Egypt - - - - - | 52,556 | 48,369 | 83,314 | 83,996 | 74,634 | 47,912 | 55,933 | 86,896 | 75,698 | 102,554 |
| Italian East Africa (Eritrea and Somali-land) - - - - - | 24,570 | 24,427 | 33,996 | 49,240 | 39,906 | 22,205 | 22,165 | 30,849 | 44,681 | 30,305 |
| Aden - - - - - | 59,784 | 74,230 | 140,759 | 116,068 | 158,652 | 57,744 | 73,326 | 133,731 | 111,008 | 150,000 |
| Japan - - - - - | 0 | 5,600 | 0 | 0 | 0 | 0 | 5,445 | 0 | 0 | 0 |
| Turkey, Asiatic: Red Sea - - - - - | 53,373 | 56,190 | 37,787 | 76,311 | 32,187 | 48,436 | 52,322 | 35,611 | 70,841 | 32,037 |
| Persian Gulf } * - - - | 30 | 10,381 | 0 | 0 | 0 | 0 | 9,420 | 0 | 0 | 0 |
| Other Countries - - - | 30 | 363 | 24 | 18 | 28 | 122 | 414 | 85 | 80 | 126 |
| | 480,777 | 563,984 | 574,757 | 606,940 | 465,604 | 467,371 | 560,067 | 506,540 | 584,432 | 403,549 |
| Seeds: | | | | | | | | | | |
| Oil Seeds: | | | | | | | | | | |
| Essential (II. F.): | | | | | | | | | | |
| France - - - - - Cwt. | 38 | 0 | 2,130 | 8,913 | 20,546 | 278 | 0 | 2,552 | 12,722 | 34,842 |
| Germany - - - - - | 6,131 | 4,989 | 3,166 | 5,445 | 3,581 | 6,224 | 4,546 | 2,758 | 4,015 | 4,686 |
| Holland - - - - - | 7,061 | 5,686 | 3,942 | 2,399 | 5,853 | 6,890 | 5,028 | 3,141 | 2,092 | 5,797 |
| Persia - - - - - | 1,533 | 4,545 | 2,611 | 2,022 | 1,366 | 2,130 | 5,314 | 2,672 | 1,911 | 1,770 |
| Other Countries - - - | 1,393 | 628 | 1,181 | 970 | 7,590 | 2,455 | 1,737 | 4,350 | 1,851 | 13,839 |
| | 16,156 | 15,848 | 13,030 | 19,749 | 38,936 | 17,086 | 16,625 | 15,473 | 20,401 | 60,934 |
| Non-Essential: | | | | | | | | | | |
| Castor (II. F.): | | | | | | | | | | |
| United Kingdom - Cwt. | 0 | 0 | 12 | 15 | 19,200 | 0 | 0 | 4 | 9 | 0,115 |
| Aden - - - - - | 0 | 0 | 0 | 3 | 55,000 | 0 | 0 | 0 | 2 | 27,033 |
| Other Countries - - - | 238 | 88 | 187 | 60 | 77 | 122 | 40 | 94 | 26 | 32 |
| | 238 | 88 | 199 | 78 | 74,277 | 122 | 40 | 98 | 37 | 30,180 |
| Copra or Coconut Kernel (II. F.): | | | | | | | | | | |
| Ceylon - - - - - Cwt. | 0 | 48 | 0 | 246 | 11,755 | 0 | 63 | 1 | 306 | 13,895 |
| Other Countries - - - | 776 | 387 | 178 | 81 | 549 | 899 | 412 | 176 | 105 | 657 |
| | 776 | 435 | 178 | 327 | 12,304 | 899 | 475 | 177 | 411 | 14,552 |
| Cotton (II. F.) - - Cwt. | 2,034 | 240 | 319 | 504 | 244 | 393 | 74 | 61 | 84 | 81 |
| Groundnuts (II. F.) - Cwt. | 3,651 | 5,183 | 2,700 | 390 | 16,741 | 2,450 | 3,204 | 1,705 | 857 | 8,925 |
| Linseed (II. F.): | | | | | | | | | | |
| Persia - - - - - Cwt. | 7,203 | 12,530 | 7,735 | 11,612 | 4,184 | 4,821 | 8,133 | 4,417 | 4,804 | 1,785 |
| Aden - - - - - | 0 | 0 | 141 | 1 | 33,006 | 0 | 0 | 41 | 1 | 18,728 |
| Other Countries - - - | 154 | 9 | 91 | 304 | 6,635 | 113 | 12 | 114 | 152 | 1,580 |
| | 7,357 | 12,539 | 7,967 | 11,917 | 43,825 | 4,934 | 8,145 | 4,572 | 5,047 | 22,093 |
| Mustard (II. F.) - Cwt. | 2 | 22 | 0 | 191 | 7 | 2 | 17 | 0 | 93 | 6 |
| Poppy (II. F.) - - Cwt. | 2,343 | 4,044 | 973 | 2,586 | 1,527 | 1,353 | 2,330 | 615 | 1,474 | 858 |
| Rape (II. F.) - - Cwt. | 1 | 26 | 17 | 49 | 4,046 | 0 | 12 | 8 | 16 | 2,604 |
| Sesamum (Til or Jinjili) (II. F.): | | | | | | | | | | |
| Aden - - - - - Cwt. | 0 | 0 | 155 | 396 | 7,079 | 0 | 0 | 65 | 175 | 6,121 |
| Straits Settlements - - | 606 | 692 | 3,295 | 7,016 | 11,703 | 422 | 473 | 2,219 | 4,537 | 7,785 |
| Other Countries - - - | 1,409 | 4,246 | 3,727 | 3,911 | 13,754 | 870 | 2,713 | 2,304 | 2,209 | 7,821 |
| | 2,017 | 4,938 | 7,177 | 11,323 | 33,136 | 1,292 | 3,186 | 4,598 | 6,981 | 21,727 |
| Tea (II. F.) - - Cwt. | 566 | 498 | 234 | 141 | 132 | 4,795 | 4,501 | 2,720 | 1,267 | 1,390 |
| Others (II. F.): | | | | | | | | | | |
| United Kingdom - Cwt. | 1,071 | 1,073 | 25 | 46 | 42 | 6,023 | 6,543 | 105 | 90 | 104 |
| Other Countries - - - | 4,487 | 4,534 | 1,533 | 1,393 | 1,569 | 11,973 | 8,216 | 1,245 | 1,667 | 1,670 |
| | 5,558 | 5,607 | 1,559 | 1,439 | 1,611 | 17,996 | 14,759 | 1,250 | 1,757 | 1,774 |
| TOTAL, Oil Seeds—other than Essential } | 24,543 | 33,570 | 21,323 | 28,945 | 187,850 | 34,241 | 36,842 | 15,784 | 17,524 | 110,230 |

* Figures prior to 1911-12 relate to the whole of Asiatic Turkey.

Imports of Principal Articles, distinguishing Principal Countries—continued.

| ARTICLES AND COUNTRIES. | QUANTITIES. | | | | | VALUE. | | | | |
|--|---------------|---------------|---------------|---------------|----------------|---------------|---------------|---------------|---------------|----------------|
| | 1910-11. | 1911-12. | 1912-13. | 1913-14. | 1914-15. | 1910-11. | 1911-12. | 1912-13. | 1913-14. | 1914-15. |
| *Other than Oil Seeds (II. F.): | | | | | | £ | £ | £ | £ | £ |
| United Kingdom - Cwt. | — | — | 1,053 | 2,167 | 871 | — | — | 6,453 | 8,629 | 4,931 |
| Other Countries - " | — | — | 1,631 | 1,144 | 2,181 | — | — | 4,131 | 8,787 | 4,150 |
| " | — | — | 2,684 | 3,311 | 3,052 | — | — | 10,584 | 12,416 | 9,081 |
| TOTAL, Seeds - " | 40,699 | 49,418 | 37,037 | 52,005 | 229,838 | 52,227 | 53,467 | 41,841 | 58,431 | 180,254 |
| Shells and Cowries: | | | | | | | | | | |
| Cowries (II. J.) - Cwt. | 20,683 | 12,919 | 20,135 | 14,433 | 17,256 | 5,544 | 3,549 | 5,705 | 3,832 | 4,563 |
| Shells: | | | | | | | | | | |
| Shells(Chanks, Sankhli, Large Ornamental Shells, Cowras, Mother-of-Pearl Shells and Oyster-Shells) (II. J.): | | | | | | | | | | |
| Aden - Cwt. | 697 | 390 | 208 | 1,414 | 233 | 2,127 | 1,409 | 1,084 | 5,756 | 1,090 |
| Muscat Territory and Trucial Oman - " | 1,712 | 1,780 | 1,987 | 1,537 | 705 | 2,904 | 3,892 | 5,632 | 3,775 | 1,455 |
| Ceylon - " | 16,312 | 28,734 | 27,415 | 22,201 | 22,420 | 6,352 | 9,633 | 11,698 | 9,041 | 10,355 |
| Other Countries - " | 2,666 | 3,966 | 752 | 3,653 | 1,110 | 7,356 | 5,679 | 1,764 | 6,105 | 2,772 |
| " | 21,387 | 34,870 | 30,362 | 28,855 | 24,468 | 18,739 | 20,613 | 20,178 | 24,677 | 15,662 |
| Tortoise-shell (including Nakhla or Nakh) (II. J.) - Lb. | 20,737 | 22,258 | 16,525 | 25,752 | 15,811 | 4,581 | 4,565 | 5,223 | 7,388 | 4,865 |
| TOTAL Shells and Cowries | — | — | — | — | — | 23,864 | 28,727 | 31,106 | 35,897 | 25,090 |
| Ships, parts of (including Launches and Boats) (III. P.): | | | | | | | | | | |
| United Kingdom - " | — | — | — | — | — | 63,213 | 42,447 | 92,050 | 141,356 | 196,609 |
| Other Countries - " | — | — | — | — | — | 3,144 | 1,925 | 5,264 | 8,729 | 4,547 |
| " | — | — | — | — | — | 66,357 | 44,372 | 97,314 | 150,585 | 201,156 |
| *Smokers' Requisites (excluding Tobacco) (III. P.): | | | | | | | | | | |
| United Kingdom - " | — | — | — | — | — | — | — | 18,930 | 15,425 | 9,834 |
| Germany - " | — | — | — | — | — | — | — | 11,610 | 5,557 | 3,437 |
| Japan - " | — | — | — | — | — | — | — | 4,275 | 6,521 | 3,145 |
| Other Countries - " | — | — | — | — | — | — | — | 10,262 | 9,787 | 4,468 |
| " | — | — | — | — | — | — | — | 45,077 | 37,240 | 20,884 |
| Soap: | | | | | | | | | | |
| *Household and Laundry Soap in Bars or Tablets (III. P.): | | | | | | | | | | |
| United Kingdom - Cwt. | — | — | 297,214 | 300,215 | 351,456 | — | — | 307,702 | 312,725 | 389,013 |
| Other Countries - " | — | — | 911 | 1,154 | 1,518 | — | — | 1,461 | 1,786 | 2,192 |
| " | — | — | 298,125 | 301,369 | 352,974 | — | — | 309,163 | 314,511 | 391,205 |
| *Toilet Soap (III. P.): | | | | | | | | | | |
| United Kingdom - Cwt. | — | — | 29,760 | 36,326 | 34,402 | — | — | 114,563 | 128,024 | 126,288 |
| Austria-Hungary - " | — | — | 3,313 | 3,798 | 1,833 | — | — | 13,530 | 14,769 | 7,077 |
| United States - " | — | — | 970 | 1,692 | 696 | — | — | 7,654 | 10,762 | 6,562 |
| Other Countries - " | — | — | 3,059 | 3,523 | 2,368 | — | — | 10,239 | 12,639 | 8,028 |
| " | — | — | 37,102 | 45,339 | 39,319 | — | — | 145,986 | 166,194 | 147,955 |
| *Other Sorts (III. P.): | | | | | | | | | | |
| United Kingdom - Cwt. | — | — | 13,817 | 14,162 | 10,862 | — | — | 18,034 | 16,212 | 14,211 |
| Other Countries - " | — | — | 1,573 | 1,990 | 1,330 | — | — | 2,955 | 3,483 | 2,121 |
| " | — | — | 15,390 | 16,152 | 12,192 | — | — | 20,989 | 19,695 | 16,332 |
| Total Soap: | | | | | | | | | | |
| United Kingdom - Cwt. | 265,434 | 313,737 | 340,791 | 350,703 | 396,720 | 320,847 | 382,561 | 440,209 | 456,961 | 529,512 |
| Austria-Hungary - " | 3,216 | 3,524 | 3,336 | 3,875 | 1,842 | 12,354 | 12,452 | 13,805 | 14,927 | 7,120 |
| United States - " | 1,205 | 1,031 | 1,062 | 1,801 | 791 | 8,184 | 6,429 | 8,257 | 11,390 | 6,967 |
| Japan - " | 1,628 | 1,883 | 1,056 | 997 | 1,101 | 6,150 | 6,364 | 3,220 | 3,331 | 3,567 |
| Other Countries - " | 3,761 | 4,476 | 4,322 | 5,484 | 4,031 | 10,696 | 10,607 | 10,557 | 13,791 | 8,326 |
| " | 275,244 | 324,651 | 350,617 | 362,860 | 404,485 | 358,231 | 418,413 | 476,138 | 500,400 | 555,492 |
| Specimens illustrative of Natural Science (IV.) | — | — | — | — | — | 451 | 1,687 | 1,294 | 1,261 | 549 |
| Spices: | | | | | | | | | | |
| Betelnuts (I. F.): | | | | | | | | | | |
| Ceylon - Lb. | 14,821,865 | 11,712,785 | 10,679,504 | 11,595,100 | 13,386,931 | 149,739 | 117,126 | 156,985 | 177,800 | 176,396 |
| Straits Settlements - " | 124,186,602 | 116,398,203 | 118,083,366 | 114,686,787 | 126,646,495 | 564,377 | 576,839 | 628,393 | 636,100 | 690,745 |
| Other Countries - " | 1,283,833 | 752,587 | 273,480 | 1,182,354 | 314,699 | 4,697 | 2,814 | 1,280 | 3,186 | 1,162 |
| " | 140,297,300 | 128,863,640 | 128,986,350 | 127,464,241 | 140,208,125 | 718,813 | 696,779 | 786,658 | 819,086 | 868,306 |

* Separately recorded from April 1912.

Imports of Principal Articles, distinguishing Principal Countries—continued.

| ARTICLES AND COUNTRIES. | QUANTITIES. | | | | | VALUE. | | | | |
|---|--------------------|--------------------|--------------------|--------------------|--------------------|------------------|------------------|------------------|------------------|------------------|
| | 1910-11. | 1911-12. | 1912-13. | 1913-14. | 1914-15. | 1910-11. | 1911-12. | 1912-13. | 1913-14. | 1914-15. |
| Spices—cont. | | | | | | | | | | |
| Cardamoms (I. F.): | | | | | | £ | £ | £ | £ | £ |
| Ceylon - - - Lb. | 201,544 | 91,082 | 49,777 | 31,470 | 11,654 | 15,686 | 8,622 | 7,197 | 4,609 | 1,147 |
| Other Countries - - " | 69,382 | 83,026 | 84,718 | 31,330 | 167,106 | 1,913 | 3,225 | 2,391 | 712 | 4,030 |
| | 270,926 | 184,108 | 134,495 | 62,800 | 178,763 | 17,599 | 10,847 | 9,588 | 5,321 | 5,177 |
| Cassia (I. F.) - - Lb. | 1,482 | 3,473 | 15,032 | 31,384 | 38,180 | 25 | 70 | 344 | 418 | 490 |
| Chillies (I. F.) - - Lb. | 33,724 | 5,840 | 14,460 | 17,253 | 62,238 | 284 | 48 | 114 | 139 | 700 |
| Cinnamon (I. F.) - - Lb. | 3,874 | 5,023 | 186 | 182 | 311 | 116 | 76 | 71 | 45 | 78 |
| Cloves (I. F.): | | | | | | | | | | |
| Germany - - - Lb. | 820,197 | 1,373,053 | 2,042,250 | 177,751 | 549,261 | 4,201 | 7,851 | 7,382 | 739 | 1,337 |
| Zanzibar and Pemba - - " | 6,010,280 | 8,520,062 | 4,947,405 | 8,433,047 | 7,397,689 | 134,199 | 207,617 | 154,209 | 217,737 | 187,333 |
| Aden - - - " | 315,560 | 8,136 | 29,124 | 27,332 | 9,947 | 7,416 | 73 | 715 | 695 | 232 |
| Straits Settlements - - " | 1,560 | 1,175 | 206,806 | 9,552 | 8,410 | 35 | 27 | 5,500 | 910 | 88 |
| Other Countries - - " | 272,389 | 103,663 | 623,631 | 402,191 | 179,752 | 4,466 | 412 | 5,807 | 5,384 | 1,533 |
| | 7,419,986 | 10,001,109 | 7,854,416 | 9,049,873 | 8,140,050 | 150,317 | 215,963 | 173,682 | 224,648 | 190,473 |
| Ginger (I. F.): | | | | | | | | | | |
| Hong-Kong - - - Lb. | 444,718 | 84,213 | 42,254 | 25,859 | 59,228 | 6,696 | 1,087 | 619 | 340 | 440 |
| Japan - - - " | 1,385,335 | 1,360,814 | 2,016,776 | 2,467,025 | 2,072,009 | 23,506 | 21,333 | 28,480 | 23,819 | 17,100 |
| Other Countries - - " | 287,118 | 22,156 | 74,946 | 6,429 | 27,177 | 3,560 | 139 | 609 | 74 | 207 |
| | 2,117,171 | 1,467,183 | 2,133,976 | 2,499,313 | 2,158,414 | 33,762 | 22,559 | 29,708 | 24,233 | 17,883 |
| Nutmegs (I. F.): | | | | | | | | | | |
| Straits Settlements - Lb. | 1,000,473 | 931,076 | 1,092,729 | 1,203,118 | 1,264,817 | 20,415 | 18,158 | 20,901 | 20,932 | 20,500 |
| Other Countries - - " | 17,326 | 9,309 | 18,695 | 10,871 | 32,199 | 285 | 169 | 206 | 163 | 453 |
| | 1,017,799 | 940,385 | 1,109,424 | 1,213,989 | 1,297,016 | 20,700 | 18,327 | 21,167 | 21,090 | 21,012 |
| Pepper (I. F.): | | | | | | | | | | |
| Straits Settlements - Lb. | 5,335,264 | 2,909,170 | 2,439,220 | 2,067,462 | 1,042,398 | 71,975 | 42,751 | 42,154 | 38,571 | 21,040 |
| Other Countries - - " | 59,516 | 301,309 | 202,815 | 39,685 | 155,365 | 1,220 | 4,859 | 3,704 | 719 | 2,927 |
| | 5,394,780 | 3,210,479 | 2,642,035 | 2,107,147 | 1,197,763 | 73,195 | 47,610 | 45,858 | 39,290 | 23,976 |
| Other Sorts (I. F.): | | | | | | | | | | |
| Straits Settlements - Lb. | 160,658 | 156,696 | 169,093 | 173,439 | 176,030 | 11,721 | 15,623 | 16,806 | 18,569 | 16,221 |
| Other Countries - - " | 127,755 | 81,734 | 110,220 | 157,880 | 133,608 | 1,236 | -919 | 1,413 | 1,956 | 1,459 |
| | 288,413 | 238,430 | 279,313 | 331,319 | 309,638 | 12,957 | 16,547 | 20,219 | 20,545 | 17,680 |
| TOTAL Spices - - - | 156,845,355 | 144,919,670 | 143,169,687 | 142,778,101 | 153,680,509 | 1,027,768 | 1,023,848 | 1,087,409 | 1,154,875 | 1,145,709 |
| *Starch and Farina (III. P.): | | | | | | | | | | |
| United Kingdom - - Cwt. | — | — | 17,486 | 20,670 | 23,147 | — | — | 14,313 | 16,014 | 23,692 |
| Germany - - - " | — | — | 57,077 | 52,469 | 20,889 | — | — | 44,862 | 34,911 | 13,212 |
| Straits Settlements - - " | — | — | 15,871 | 21,590 | 15,895 | — | — | 8,293 | 9,950 | 7,534 |
| Other Countries - - " | — | — | 6,538 | 7,238 | 11,177 | — | — | 4,385 | 4,731 | 8,019 |
| | — | — | 96,972 | 101,967 | 76,108 | — | — | 71,858 | 65,606 | 52,427 |
| Stationery (excluding Paper) (III. M.): | | | | | | | | | | |
| United Kingdom - - - | — | — | — | — | — | 252,665 | 264,043 | 300,683 | 331,558 | 272,728 |
| Austria-Hungary - - - | — | — | — | — | — | 27,341 | 30,535 | 33,598 | 37,603 | 13,216 |
| Germany - - - " | — | — | — | — | — | 31,146 | 32,258 | 36,653 | 40,654 | 18,883 |
| United States - - - " | — | — | — | — | — | 11,846 | 10,887 | 16,478 | 19,388 | 15,034 |
| Japan - - - " | — | — | — | — | — | 13,662 | 13,852 | 14,234 | 20,344 | 14,817 |
| Other Countries - - - | — | — | — | — | — | 14,441 | 16,040 | 18,568 | 16,926 | 11,818 |
| | — | — | — | — | — | 350,901 | 367,615 | 420,214 | 460,528 | 346,506 |
| Sticks and Whips (III. P.): | | | | | | | | | | |
| United Kingdom - - - | — | — | — | — | — | 7,719 | 7,830 | 6,277 | 6,292 | 3,908 |
| Other Countries - - - | — | — | — | — | — | 3,185 | 3,136 | 3,852 | 1,508 | 1,232 |
| | — | — | — | — | — | 10,904 | 10,966 | 10,129 | 7,770 | 5,160 |
| Stone and Marble: | | | | | | | | | | |
| Stone and Marble (III. P.) | | | | | | | | | | |
| United Kingdom - - Cwt. | 6,851 | 4,984 | 5,991 | 16,937 | 17,119 | 3,061 | 2,462 | 2,545 | 4,981 | 7,855 |
| Italy - - - " | 77,523 | 75,828 | 67,982 | 83,781 | 63,458 | 15,183 | 15,805 | 14,963 | 18,162 | 13,982 |
| Other Countries - - - | 131,806 | 98,266 | 142,192 | 199,551 | 109,433 | 6,089 | 6,009 | 7,233 | 9,194 | 4,571 |
| | 215,880 | 179,098 | 216,165 | 300,269 | 190,010 | 24,333 | 24,276 | 24,741 | 32,237 | 26,406 |
| *Articles of Stone and Marble (III. P.) - Cwt. | — | — | 9,743 | 8,641 | 3,167 | — | — | 4,220 | 4,060 | 2,341 |
| TOTAL, Stone and Marble - - - | 215,880 | 179,098 | 225,908 | 308,910 | 193,177 | 24,333 | 24,276 | 28,970 | 36,997 | 23,749 |

* Separately recorded from April 1912.

Imports of Principal Articles, distinguishing Principal Countries—continued.

| ARTICLES AND COUNTRIES. | QUANTITIES. | | | | | VALUE. | | | | |
|--|-------------|------------|------------|------------|------------|-----------|-----------|-----------|-----------|-----------|
| | 1910-11. | 1911-12. | 1912-13. | 1913-14. | 1914-15. | 1910-11. | 1911-12. | 1912-13. | 1913-14. | 1914-15. |
| Sugar: | | | | | | £ | £ | £ | £ | £ |
| Sugar, 16 Dutch Standard and above (I. G.): | | | | | | | | | | |
| United Kingdom - Cwt. | 10,127 | 13,641 | 20,859 | 18,070 | 5,859 | 12,214 | 15,274 | 23,967 | 17,298 | 7,492 |
| Austria-Hungary - " | 712,965 | 235,955 | 1,051,602 | 1,480,029 | 428,105 | 481,735 | 159,771 | 707,155 | 917,806 | 255,749 |
| Belgium - " | 379 | 534 | 8,017 | 357 | 0 | 361 | 543 | 5,080 | 331 | 0 |
| Germany - " | 1,722 | 7,833 | 76,738 | 13,718 | 2,055 | 1,536 | 5,359 | 47,588 | 8,287 | 1,233 |
| Egypt - " | 69 | 629 | 89 | 1,533 | 49,907 | 76 | 632 | 113 | 1,563 | 49,370 |
| Mauritius - " | 2,906,765 | 1,695,119 | 2,992,090 | 2,731,111 | 1,631,112 | 1,943,088 | 1,249,216 | 2,122,965 | 1,641,362 | 1,133,509 |
| China, Hong-Kong - " | 206,213 | 79,011 | 42,332 | 28,047 | 50,762 | 156,251 | 66,330 | 35,925 | 22,546 | 49,137 |
| " Treaty Ports - " | 267 | 6,872 | 5,650 | 1,609 | 4,960 | 277 | 7,965 | 5,775 | 1,136 | 5,323 |
| Japan - " | 0 | 2,025 | 11,892 | 2,616 | 14,097 | 0 | 1,269 | 8,955 | 1,917 | 13,765 |
| Java - " | 8,357,457 | 7,955,324 | 9,065,429 | 11,562,723 | 6,247,802 | 5,491,321 | 5,897,687 | 5,982,915 | 6,792,729 | 4,913,561 |
| Straits Settlements - " | 11,318 | 11,501 | 70,037 | 57,569 | 35,032 | 8,494 | 9,591 | 50,986 | 38,830 | 25,315 |
| Other Countries - " | 1,331 | 2,164 | 2,664 | 4,623 | 1,535 | 1,128 | 1,987 | 2,159 | 3,259 | 1,640 |
| | 12,208,613 | 10,010,658 | 13,347,449 | 15,902,005 | 8,471,216 | 8,101,481 | 7,415,674 | 8,993,583 | 9,447,064 | 6,456,119 |
| Sugar, 15 Dutch Standard and below (I. G.): | | | | | | | | | | |
| Mauritius - Cwt. | 17,217 | 14,496 | 22,307 | 60,252 | 3,248 | 9,266 | 5,534 | 10,206 | 26,144 | 1,731 |
| Java - " | 312,524 | 116,244 | 101,021 | 97,177 | 87,160 | 183,728 | 74,117 | 59,365 | 52,407 | 59,165 |
| Other Countries - " | 791 | 434 | 1,001 | 133 | 294 | 400 | 349 | 705 | 63 | 161 |
| | 330,532 | 131,174 | 124,419 | 157,562 | 90,702 | 193,394 | 80,000 | 70,276 | 78,614 | 61,057 |
| Molasses (I. G.): | | | | | | | | | | |
| Mauritius - Cwt. | 322,075 | 99,742 | 93,483 | 56,547 | 83,123 | 54,743 | 17,029 | 15,648 | 8,820 | 16,996 |
| Java - " | 1,861,600 | 1,935,965 | 1,791,412 | 1,746,757 | 2,319,147 | 279,256 | 278,209 | 252,255 | 251,196 | 367,937 |
| Other Countries - " | 47 | 89 | 11,838 | 739 | 155 | 25 | 65 | 1,012 | 181 | 87 |
| | 2,183,722 | 2,035,796 | 1,896,733 | 1,804,043 | 2,402,430 | 334,024 | 295,303 | 268,915 | 260,197 | 385,020 |
| Confectionery (I. G.): | | | | | | | | | | |
| United Kingdom - Cwt. | 57,934 | 62,740 | 72,772 | 72,188 | 37,064 | 142,116 | 157,194 | 167,435 | 168,251 | 101,702 |
| Other Countries - " | 1,238 | 1,268 | 1,298 | 1,208 | 732 | 6,296 | 7,345 | 8,874 | 7,299 | 4,899 |
| | 59,172 | 64,008 | 74,065 | 73,396 | 37,796 | 148,412 | 164,479 | 176,309 | 175,550 | 106,601 |
| Saccharin (I. G.) - Lb. | 37,687 | 22,460 | 44,516 | 43,045 | 29,258 | 6,611 | 4,107 | 10,089 | 9,826 | 6,193 |
| TOTAL Sugar - Cwt. | 14,782,376 | 12,241,837 | 15,443,063 | 17,937,390 | 11,002,405 | 8,783,922 | 7,959,563 | 9,519,172 | 9,971,251 | 7,014,930 |
| Tallow and Stearine (including Grease and Animal Fat) (II. G.): | | | | | | | | | | |
| United Kingdom - Cwt. | 27,087 | 37,719 | 45,492 | 39,610 | 41,145 | 52,233 | 71,476 | 90,935 | 81,927 | 87,037 |
| Belgium - " | 6,680 | 13,183 | 6,584 | 15,096 | 7,803 | 14,134 | 22,099 | 13,796 | 34,083 | 17,340 |
| Germany - " | 2,155 | 8,436 | 960 | 1,110 | 263 | 2,636 | 9,058 | 2,053 | 2,324 | 548 |
| Australia - " | 2,914 | 4,864 | 4,878 | 7,518 | 8,785 | 5,376 | 9,034 | 8,934 | 14,613 | 18,067 |
| Other Countries - " | 3,733 | 3,825 | 6,191 | 4,142 | 2,358 | 5,554 | 5,727 | 11,229 | 6,489 | 3,436 |
| | 42,569 | 68,027 | 64,105 | 67,476 | 60,354 | 79,933 | 117,304 | 126,887 | 139,436 | 126,448 |
| Tea: | | | | | | | | | | |
| Black (I. H.): | | | | | | | | | | |
| Ceylon - Lb. | 1,237,362 | 1,326,284 | 1,884,094 | 1,457,041 | 1,722,485 | 32,579 | 54,337 | 60,542 | 45,134 | 55,481 |
| China, Hong-Kong - " | 270,860 | 231,097 | 193,856 | 249,005 | 251,292 | 7,077 | 6,852 | 6,168 | 7,927 | 8,430 |
| " Treaty Ports - " | 759,293 | 798,718 | 536,611 | 387,249 | 441,839 | 22,377 | 20,528 | 14,359 | 13,599 | 12,728 |
| Java - " | 202,451 | 72,622 | 104,824 | 89,031 | 68,361 | 8,491 | 3,067 | 4,774 | 4,626 | 3,548 |
| Straits Settlements - " | 602,301 | 605,755 | 687,124 | 585,649 | 554,632 | 15,814 | 15,843 | 18,945 | 16,956 | 15,452 |
| Other Countries - " | 44,134 | 26,037 | 35,783 | 54,178 | 81,975 | 2,125 | 1,404 | 1,695 | 1,986 | 3,593 |
| | 3,116,401 | 3,560,533 | 3,442,292 | 2,822,153 | 3,120,584 | 88,463 | 102,031 | 106,483 | 90,228 | 99,232 |
| Green (I. H.): | | | | | | | | | | |
| China, Treaty Ports - Lb. | 1,484,360 | 3,034,984 | 1,052,963 | 1,884,274 | 2,314,952 | 49,001 | 92,665 | 32,029 | 59,461 | 75,763 |
| Other Countries - " | 24,566 | 16,299 | 26,055 | 66,105 | 41,254 | 874 | 695 | 1,178 | 2,720 | 1,955 |
| | 1,508,926 | 3,051,283 | 1,079,018 | 1,950,379 | 2,356,206 | 49,875 | 93,360 | 33,207 | 62,181 | 77,718 |
| TOTAL, Tea - " | 4,625,327 | 6,611,816 | 4,521,310 | 4,772,532 | 5,476,790 | 138,338 | 195,391 | 139,690 | 152,409 | 176,950 |
| Tea-Chests (entire or in sections): | | | | | | | | | | |
| *Of Iron or Steel or other Metal (III. P.): | | | | | | | | | | |
| United Kingdom - No. | — | — | 50,379 | 220,799 | 170,980 | 44,307 | 10,732 | 4,670 | 2,063 | 5,570 |
| Other Countries - " | — | — | 200 | 3,110 | 14,172 | 2,482 | 0 | 13 | 54 | 383 |
| | — | — | 50,579 | 223,909 | 185,152 | 46,789 | 10,732 | 4,683 | 2,137 | 5,953 |
| *Of Wood (III. P.): | | | | | | | | | | |
| United Kingdom - No. | — | — | 1,809,590 | 1,985,238 | 1,611,975 | 193,261 | 278,138 | 273,341 | 328,648 | 264,519 |
| Germany - " | — | — | 10,570 | 124,250 | 29,200 | 1,244 | 9,714 | 1,821 | 7,007 | 1,024 |
| Japan - " | — | — | 124,482 | 129,259 | 117,858 | 6,310 | 5,772 | 7,510 | 7,444 | 20,688 |
| Other Countries - " | — | — | 32,871 | 41,472 | 56,706 | 4,574 | 4,578 | 3,468 | 4,199 | 5,117 |
| | — | — | 1,977,513 | 2,280,219 | 1,815,739 | 205,389 | 298,200 | 286,135 | 347,298 | 291,340 |
| TOTAL, Tea-Chests (entire or in sections) - " | — | — | — | — | — | 252,178 | 308,932 | 290,818 | 349,435 | 297,302 |

* Quantity figures prior to 1912-13 are not available.

Imports of Principal Articles, distinguishing Principal Countries—continued.

| ARTICLES AND COUNTRIES. | QUANTITIES. | | | | | VALUE. | | | | |
|---|-------------|-----------|------------|-----------|-----------|----------|-----------|-----------|----------|----------|
| | 1910-11. | 1911-12. | 1912-13. | 1913-14. | 1914-15. | 1910-11. | 1911-12. | 1912-13. | 1913-14. | 1914-15. |
| Telegraphs, Materials for construction and Accessories (III. E.): | | | | | | £ | £ | £ | £ | £ |
| United Kingdom - - - | — | — | — | — | — | 2,163 | 147 | 8,306 | 6,768 | 17,537 |
| Other Countries - - - | — | — | — | — | — | 0 | 2 | 213 | 85 | 180 |
| | — | — | — | — | — | 2,163 | 149 | 8,519 | 6,851 | 17,717 |
| *Telephones, Materials for construction and Accessories (III. E.): | | | | | | | | | | |
| United Kingdom - - - | — | — | — | — | — | — | — | 19,200 | 21,532 | 16,836 |
| Other Countries - - - | — | — | — | — | — | — | — | 1,331 | 1,849 | 430 |
| | — | — | — | — | — | — | — | 20,531 | 23,381 | 17,266 |
| Textiles: | | | | | | | | | | |
| Cotton: | | | | | | | | | | |
| Raw (II. H.): | | | | | | | | | | |
| United Kingdom - Cwt. | 15,558 | 323,676 | 235,813 | 39,466 | 2,221 | 49,273 | 973,507 | 670,380 | 134,134 | 7,006 |
| Austria-Hungary - " | 6,540 | 5,700 | 740 | 2 | 0 | 14,394 | 14,990 | 2,804 | 5 | 0 |
| Belgium - - - - - | 214 | 2,204 | 11,589 | 0 | 0 | 247 | 6,003 | 27,859 | 0 | 0 |
| Germany - - - - - | 117 | 22,156 | 25,109 | 5 | 0 | 45 | 56,129 | 63,207 | 13 | 2 |
| Egypt - - - - - | 7,093 | 5,803 | 8,621 | 6,613 | 4,128 | 29,875 | 26,883 | 34,300 | 29,033 | 17,136 |
| United States - - - | 2,460 | 103,385 | 249,769 | 420 | 0 | 8,669 | 266,625 | 646,708 | 1,354 | 0 |
| Aden - - - - - | 2,205 | 3,744 | 2,533 | 2,177 | 72,074 | 4,858 | 7,706 | 6,675 | 5,043 | 158,231 |
| Persia - - - - - | 5,325 | 5,510 | 3,950 | 4,709 | 239 | 12,160 | 12,793 | 7,603 | 9,335 | 477 |
| Turkey, Asiatic: Levant and Black Sea† | 119 | 7,623 | 6,289 | 0 | 0 | 269 | 19,133 | 17,005 | 0 | 0 |
| Other Countries - - - | 5,660 | 2,899 | 3,658 | 2,635 | 7,288 | 8,719 | 7,133 | 6,671 | 2,043 | 11,598 |
| | 45,291 | 482,795 | 548,071 | 56,077 | 85,950 | 128,509 | 1,390,963 | 1,462,572 | 181,819 | 194,440 |
| *Waste (II. H.) - - Cwt. | — | — | 3,680 | 2,356 | 5,375 | — | — | 4,887 | 3,120 | 5,718 |
| Twist and Yarn: | | | | | | | | | | |
| Mule and Water—Nos. 1 to 10 (III. O.) - - Lb. | 82,338 | 67,553 | 180,261 | 97,370 | 78,601 | 2,663 | 2,534 | 4,312 | 2,800 | 2,505 |
| Mule and Water—Nos. 11 to 15 (III. O.): | | | | | | | | | | |
| United Kingdom - Lb. | 46,374 | 44,715 | 79,452 | 42,839 | 32,425 | 2,426 | 2,166 | 3,151 | 2,218 | 1,623 |
| Other Countries - - - | 2,080 | 500 | 28,473 | 30 | 13,220 | 59 | 32 | 930 | 2 | 314 |
| | 48,454 | 45,215 | 107,925 | 42,869 | 45,645 | 2,485 | 2,198 | 4,080 | 2,215 | 1,937 |
| Mule and Water—Nos. 16 to 20 (III. O.): | | | | | | | | | | |
| United Kingdom - Lb. | 43,423 | 66,475 | 772,285 | 436,088 | 52,076 | 2,377 | 3,476 | 31,318 | 18,740 | 2,878 |
| Other Countries - - - | 31,352 | 12,984 | 44,064 | 74,918 | 15,552 | 956 | 482 | 1,562 | 2,345 | 465 |
| | 74,775 | 79,459 | 816,349 | 511,006 | 67,628 | 3,333 | 3,958 | 32,880 | 21,085 | 3,343 |
| Mule and Water—Nos. 21 to 25 (III. O.): | | | | | | | | | | |
| United Kingdom - Lb. | 38,230 | 24,723 | 390,936 | 218,138 | 10,201 | 2,110 | 1,240 | 14,805 | 9,220 | 560 |
| Other Countries - - - | 0 | 50 | 24,840 | 8,800 | 23,277 | 0 | 6 | 855 | 330 | 1,015 |
| | 38,230 | 24,773 | 405,776 | 226,938 | 33,568 | 2,110 | 1,246 | 15,660 | 9,556 | 1,575 |
| Mule and Water—Nos. 26 to 30 (III. O.): | | | | | | | | | | |
| United Kingdom - Lb. | 1,355,238 | 2,861,922 | 2,538,266 | 2,763,936 | 4,673,174 | 67,453 | 133,516 | 112,911 | 129,018 | 211,006 |
| Other Countries - - - | 3,711 | 45,864 | 7,882 | 80,740 | 59,100 | 294 | 1,974 | 427 | 4,039 | 2,362 |
| | 1,353,949 | 2,907,786 | 2,546,148 | 2,844,676 | 4,732,274 | 67,747 | 135,490 | 113,338 | 133,057 | 213,368 |
| Mule and Water—Nos. 31 to 40 (III. O.): | | | | | | | | | | |
| United Kingdom - Lb. | 6,733,642 | 9,772,529 | 10,623,663 | 8,762,784 | 9,136,067 | 356,527 | 485,508 | 513,752 | 444,735 | 441,494 |
| Other Countries - - - | 11,508 | 23,981 | 36,550 | 69,894 | 119,082 | 597 | 1,361 | 2,170 | 2,636 | 6,291 |
| | 6,745,150 | 9,796,510 | 10,660,213 | 8,832,678 | 9,255,149 | 357,124 | 486,869 | 515,922 | 447,371 | 447,785 |
| Mule and Water—Nos. 41 to 50 (III. O.): | | | | | | | | | | |
| United Kingdom - Lb. | 2,042,966 | 2,349,843 | 2,585,040 | 3,061,333 | 2,891,750 | 126,656 | 139,211 | 148,319 | 182,275 | 164,355 |
| Other Countries - - - | 22,690 | 6,000 | 0 | 923 | 0 | 1,512 | 397 | 0 | 60 | 0 |
| | 2,065,656 | 2,355,843 | 2,585,040 | 3,062,256 | 2,891,750 | 128,168 | 139,608 | 148,319 | 182,335 | 164,355 |

* Separately recorded from April 1912.

† Figures prior to 1911-12 relate to the whole of Asiatic Turkey.

Imports of Principal Articles, distinguishing Principal Countries--continued,

| ARTICLES AND COUNTRIES. | QUANTITIES. | | | | | VALUE. | | | | |
|--|-------------|------------|------------|------------|------------|-----------|-----------|-----------|-----------|-----------|
| | 1910-11. | 1911-12. | 1912-13. | 1913-14. | 1914-15. | 1910-11. | 1911-12. | 1912-13. | 1913-14. | 1914-15. |
| Textiles--cont. | | | | | | | | | | |
| Cotton--cont. | | | | | | | | | | |
| Twist and Yarn--cont. | | | | | | | | | | |
| Mule and Water--above No. 50 (III. O.): | | | | | | £ | £ | £ | £ | £ |
| United Kingdom - Lb. | 3,102,249 | 3,444,518 | 3,916,760 | 3,359,508 | 2,801,137 | 260,476 | 268,067 | 310,606 | 268,997 | 221,581 |
| Japan - - - - - | 103,880 | 47,030 | 1,500 | 106,500 | 83,500 | 7,686 | 3,710 | 163 | 7,981 | 5,731 |
| Other Countries - - - | 3,740 | 6,050 | 8,149 | 3,600 | 1,200 | 350 | 584 | 762 | 396 | 188 |
| " | 3,209,869 | 3,497,598 | 3,926,409 | 3,469,608 | 2,885,837 | 263,512 | 272,361 | 311,531 | 277,374 | 227,495 |
| Orange, Red, and Other Colours--Nos. 1 to 20 (III. O.): | | | | | | | | | | |
| United Kingdom - Lb. | 380,093 | 336,481 | 680,558 | 450,778 | 224,747 | 21,200 | 18,995 | 36,474 | 25,513 | 12,410 |
| Austria-Hungary - - - | 96,700 | 155,435 | 204,860 | 82,010 | 52,705 | 5,650 | 8,789 | 10,885 | 4,289 | 2,934 |
| Belgium - - - - - | 17,400 | 79,200 | 70,210 | 3,100 | 4,000 | 553 | 2,529 | 2,204 | 139 | 183 |
| Other Countries - - - | 78,740 | 135,976 | 248,389 | 66,866 | 1,625 | 4,014 | 7,275 | 12,009 | 3,557 | 77 |
| " | 567,933 | 707,092 | 1,204,017 | 602,754 | 283,077 | 31,417 | 37,568 | 61,572 | 33,498 | 15,504 |
| Orange, Red, and Other Colours--Nos. 21 to 25 (III. O.): | | | | | | | | | | |
| United Kingdom - Lb. | 556,891 | 564,356 | 1,209,888 | 610,593 | 286,995 | 32,779 | 33,386 | 65,358 | 35,817 | 16,541 |
| Austria-Hungary - - - | 2,020 | 15,000 | 106,086 | 9,320 | 11,600 | 114 | 869 | 5,248 | 426 | 626 |
| Belgium - - - - - | 143,600 | 28,800 | 34,560 | 55 | 0 | 7,161 | 877 | 1,009 | 3 | 0 |
| Other Countries - - - | 87,680 | 17,200 | 82,736 | 49,308 | 6,108 | 4,956 | 882 | 3,945 | 2,366 | 374 |
| " | 790,191 | 625,356 | 1,433,270 | 669,276 | 304,703 | 45,010 | 36,014 | 75,560 | 38,612 | 17,541 |
| Orange, Red, and Other Colours--Nos. 26 to 30 (III. O.): | | | | | | | | | | |
| United Kingdom - Lb. | 557,685 | 680,577 | 774,539 | 674,647 | 537,120 | 27,140 | 33,332 | 37,399 | 34,489 | 27,098 |
| Other Countries - - - | 144,432 | 166,904 | 134,360 | 167,158 | 80,028 | 8,036 | 8,504 | 7,343 | 8,280 | 4,088 |
| " | 702,117 | 857,481 | 908,899 | 841,805 | 617,148 | 35,176 | 41,836 | 44,742 | 42,769 | 31,181 |
| Orange, Red, and Other Colours--Nos. 31 to 40 (III. O.): | | | | | | | | | | |
| United Kingdom - Lb. | 9,096,026 | 11,713,790 | 12,772,494 | 10,494,719 | 10,270,666 | 539,353 | 679,406 | 724,891 | 626,083 | 598,120 |
| Austria-Hungary - - - | 14,250 | 60,450 | 80,330 | 546,063 | 237,818 | 889 | 3,808 | 4,663 | 29,960 | 12,912 |
| Belgium - - - - - | 24,048 | 127,391 | 327,262 | 154,750 | 147,443 | 1,660 | 7,844 | 17,829 | 8,981 | 8,469 |
| Germany - - - - - | 82,360 | 162,795 | 221,042 | 233,691 | 125,090 | 5,525 | 10,917 | 13,513 | 14,848 | 8,343 |
| Holland - - - - - | 717,231 | 1,212,316 | 1,895,776 | 1,469,088 | 1,981,148 | 41,659 | 67,765 | 100,655 | 81,565 | 104,009 |
| Italy - - - - - | 260,869 | 506,833 | 948,448 | 364,842 | 823,301 | 14,281 | 28,034 | 50,940 | 52,963 | 47,034 |
| Switzerland - - - - | 658,640 | 962,456 | 953,670 | 949,462 | 699,021 | 39,810 | 57,074 | 54,324 | 58,888 | 43,674 |
| Other Countries - - - | 14,012 | 13,807 | 75,807 | 12,016 | 3,595 | 634 | 785 | 3,849 | 666 | 103 |
| " | 10,867,436 | 14,759,838 | 17,274,829 | 14,824,631 | 14,238,082 | 643,811 | 855,633 | 970,664 | 873,954 | 822,664 |
| Orange, Red, and Other Colours--Nos. 41 to 50 (III. O.): | | | | | | | | | | |
| United Kingdom - Lb. | 531,789 | 511,725 | 987,765 | 450,013 | 478,802 | 38,709 | 38,763 | 72,223 | 33,073 | 35,323 |
| Other Countries - - - | 457 | 14,588 | 11,115 | 540 | 42,576 | 49 | 974 | 941 | 41 | 2,366 |
| " | 532,246 | 526,313 | 998,880 | 450,553 | 521,378 | 38,758 | 39,737 | 73,164 | 33,114 | 37,689 |
| Orange, Red, and Other Colours--Above No. 50 (III. O.): | | | | | | | | | | |
| United Kingdom - Lb. | 769,650 | 658,799 | 1,166,944 | 766,452 | 691,339 | 83,329 | 67,442 | 122,698 | 83,029 | 75,683 |
| Switzerland - - - - | 4,940 | 5,440 | 13,900 | 53,350 | 12,400 | 494 | 474 | 1,258 | 5,354 | 1,127 |
| Other Countries - - - | 44,439 | 87,104 | 77,288 | 56,445 | 18,677 | 4,048 | 7,629 | 6,593 | 5,237 | 1,593 |
| " | 819,029 | 751,343 | 1,258,132 | 876,247 | 722,416 | 87,871 | 75,545 | 130,549 | 93,620 | 78,403 |
| Mercerised Cotton Yarn† (III. O.): | | | | | | | | | | |
| United Kingdom - Lb. | — | — | — | — | 922,197 | — | — | — | — | 107,885 |
| Japan - - - - - | — | — | — | — | 823,745 | — | — | — | — | 75,137 |
| Other Countries - - - | — | — | — | — | 78,194 | — | — | — | — | 5,154 |
| " | — | — | — | — | 1,819,136 | — | — | — | — | 188,176 |
| Unspecified Descriptions (III. O.): | | | | | | | | | | |
| United Kingdom - Lb. | 4,332,722 | 4,293,266 | 5,157,362 | 5,724,264 | 4,345,892 | 352,907 | 337,207 | 413,526 | 483,518 | 312,993 |
| Switzerland - - - - | 57,406 | 88,528 | 125,302 | 126,980 | 0 | 4,648 | 7,057 | 9,594 | 9,461 | 0 |
| Japan - - - - - | 185,637 | 509,845 | 380,793 | 878,340 | 9,900 | 17,265 | 45,933 | 34,454 | 83,496 | 668 |
| Other Countries - - - | 25,524 | 65,111 | 60,605 | 88,916 | 12,156 | 2,500 | 6,238 | 5,200 | 6,419 | 489 |
| " | 4,601,289 | 4,958,750 | 5,724,062 | 6,818,500 | 4,367,948 | 377,320 | 396,435 | 462,774 | 582,894 | 314,150 |
| TOTAL, Cotton, Twist and Yarn } | 32,503,657 | 41,958,910 | 50,085,210 | 44,171,167 | 42,864,340 | 2,091,504 | 2,527,137 | 2,964,977 | 2,776,163 | 2,567,861 |
| Manufactures: | | | | | | | | | | |
| *Blankets (III. O.): | | | | | | | | | | |
| United Kingdom - Lb. | — | — | 234,915 | 231,175 | 372,865 | — | — | 9,773 | 10,755 | 12,658 |
| Belgium - - - - - | — | — | 3,870,809 | 4,923,121 | 1,935,860 | — | — | 107,149 | 181,832 | 59,462 |
| Germany - - - - - | — | — | 7,823,039 | 11,863,403 | 941,425 | — | — | 288,546 | 421,857 | 38,547 |
| Gibraltar - - - - - | — | — | 632,432 | 0 | 0 | — | — | 22,093 | 0 | 0 |
| Holland - - - - - | — | — | 3,179,116 | 3,380,877 | 2,278,410 | — | — | 111,446 | 119,080 | 86,530 |
| Other Countries - - - | — | — | 130,773 | 385,300 | 91,824 | — | — | 4,807 | 14,627 | 3,331 |
| " | — | — | 15,371,084 | 20,783,876 | 5,620,384 | — | — | 543,814 | 748,151 | 200,528 |

* Separately recorded from April 1912.

† Separately recorded from April 1914.

Imports of Principal Articles, distinguishing Principal Countries—continued.

| ARTICLES AND COUNTRIES. | QUANTITIES. | | | | | VALUE. | | | | |
|---|-------------|-------------|-------------|-------------|-------------|-----------|-----------|-----------|-----------|-----------|
| | 1910-11. | 1911-12. | 1912-13. | 1913-14. | 1914-15. | 1910-11. | 1911-12. | 1912-13. | 1913-14. | 1914-15. |
| Textiles—cont. | | | | | | | | | | |
| Cotton—cont. | | | | | | | | | | |
| Manufactures—cont. | | | | | | | | | | |
| Canvas (III. O.): | | | | | | £ | £ | £ | £ | £ |
| United Kingdom - Yds. | 156,848 | 248,567 | 249,955 | 322,437 | 184,967 | 8,364 | 12,967 | 13,391 | 13,142 | 13,576 |
| Other Countries - " | 139,847 | 139,401 | 151,620 | 100,407 | 38,319 | 2,496 | 1,722 | 1,955 | 1,513 | 329 |
| " | 296,695 | 387,968 | 401,575 | 322,844 | 223,286 | 10,860 | 14,589 | 15,346 | 13,655 | 13,905 |
| Handkerchiefs and Shawls in the Piece (III. O.): | | | | | | | | | | |
| United Kingdom - No. | 17,362,459 | 18,100,066 | 24,961,692 | 34,660,227 | 16,267,798 | 315,046 | 235,901 | 283,811 | 440,358 | 268,400 |
| Austria-Hungary - " | 108,752 | 187,250 | 317,011 | 401,810 | 71,481 | 6,089 | 9,767 | 14,065 | 21,475 | 3,046 |
| Belgium - " | 16,395 | 64,178 | 146,471 | 215,258 | 43,500 | 1,413 | 4,659 | 9,181 | 17,490 | 3,350 |
| Germany - " | 192,174 | 377,961 | 650,051 | 835,507 | 90,150 | 17,347 | 31,891 | 43,770 | 60,063 | 6,400 |
| Holland - " | 53,251 | 90,468 | 76,934 | 108,317 | 23,841 | 3,910 | 5,614 | 4,394 | 8,536 | 1,872 |
| Italy - " | 92,564 | 136,170 | 125,428 | 286,004 | 85,647 | 8,633 | 9,350 | 6,507 | 10,249 | 8,032 |
| Switzerland - " | 585,444 | 957,053 | 695,620 | 1,292,838 | 668,416 | 2,942 | 4,838 | 4,581 | 9,181 | 4,577 |
| Japan - " | 2,400 | 1,228 | 160,977 | 284,582 | 148,480 | 85 | 38 | 6,138 | 10,311 | 4,588 |
| Other Countries - " | 37,265 | 25,898 | 2,201 | 3,505 | 3,307 | 552 | 628 | 56 | 110 | 00 |
| " | 18,450,704 | 19,940,312 | 27,136,365 | 38,088,145 | 17,397,719 | 256,017 | 302,686 | 372,873 | 502,902 | 300,513 |
| Hosiery (III. O.): | | | | | | | | | | |
| United Kingdom - " | — | — | — | — | — | 31,183 | 41,970 | 40,373 | 47,314 | 37,901 |
| Austria-Hungary - " | — | — | — | — | — | 15,491 | 23,637 | 15,313 | 21,935 | 4,310 |
| Germany - " | — | — | — | — | — | 71,012 | 94,521 | 121,070 | 150,702 | 31,563 |
| Holland - " | — | — | — | — | — | 6,587 | 7,585 | 7,022 | 4,311 | 1,719 |
| Italy - " | — | — | — | — | — | 11,787 | 3,833 | 6,939 | 12,000 | 3,303 |
| Japan - " | — | — | — | — | — | 461,339 | 438,035 | 414,951 | 555,005 | 443,618 |
| Other Countries - " | — | — | — | — | — | 4,403 | 8,572 | 5,637 | 6,108 | 4,423 |
| " | — | — | — | — | — | 601,802 | 617,153 | 611,805 | 798,304 | 526,227 |
| Lace and Patent Net (III. O.): | | | | | | | | | | |
| United Kingdom - Yds. | 1,910,518 | 1,607,855 | 1,846,562 | 1,610,577 | 1,210,509 | 37,961 | 32,981 | 31,718 | 30,842 | 25,500 |
| Germany - " | 77,242 | 69,228 | 209,520 | 150,602 | 91,798 | 3,337 | 2,909 | 2,139 | 6,504 | 3,675 |
| Switzerland - " | 139,406 | 90,051 | 99,370 | 90,190 | 52,169 | 6,128 | 3,644 | 4,118 | 3,423 | 2,005 |
| Other Countries - " | 22,796 | 16,745 | 18,957 | 45,397 | 4,680 | 1,011 | 624 | 714 | 1,231 | 180 |
| " | 2,149,962 | 1,783,879 | 2,174,409 | 1,896,766 | 1,359,156 | 48,437 | 40,158 | 44,684 | 42,000 | 31,450 |
| Piece Goods: | | | | | | | | | | |
| Grey (unbleached): | | | | | | | | | | |
| Chadars (III. O.): | | | | | | | | | | |
| United Kingdom - Yds. | 4,116,891 | 2,421,694 | 3,812,436 | 2,799,974 | 3,161,227 | 61,063 | 35,335 | 61,186 | 41,854 | 46,598 |
| Other Countries - " | 135 | 0 | 0 | 178 | 0 | 2 | 0 | 0 | 4 | 0 |
| " | 4,117,026 | 2,421,694 | 3,812,436 | 2,800,150 | 3,161,227 | 61,065 | 35,335 | 61,186 | 41,858 | 46,598 |
| Dhutis, Saris and Scarves (III. O.): | | | | | | | | | | |
| United Kingdom - Yds. | 522,855,593 | 575,329,629 | 724,027,137 | 806,065,380 | 666,194,415 | 5,481,715 | 6,204,190 | 8,006,902 | 8,976,942 | 7,009,210 |
| Other Countries - " | 207,107 | 55,846 | 61,393 | 1,157 | 41,306 | 2,808 | 960 | 1,103 | 18 | 420 |
| " | 523,062,700 | 575,385,475 | 724,088,530 | 806,066,537 | 666,235,721 | 5,484,613 | 6,205,150 | 8,100,005 | 8,976,960 | 7,009,630 |
| Drills and Jeans (III. O.): | | | | | | | | | | |
| United Kingdom - Yds. | 8,698,387 | 10,127,101 | 12,224,807 | 9,609,974 | 6,960,324 | 102,846 | 126,840 | 151,850 | 104,204 | 82,205 |
| Germany - " | 0 | 0 | 315,000 | 0 | 0 | 0 | 0 | 5,215 | 0 | 0 |
| Holland - " | 95,800 | 378,200 | 0 | 60,380 | 30,080 | 1,573 | 6,113 | 0 | 725 | 492 |
| United States - " | 8,403,600 | 8,758,006 | 15,447,838 | 9,754,301 | 9,440,179 | 140,142 | 148,839 | 262,929 | 167,621 | 155,883 |
| Japan - " | 120 | 109,670 | 754,400 | 1,750,630 | 2,463,285 | 2 | 1,540 | 11,165 | 23,194 | 30,405 |
| Other Countries - " | 58,188 | 6,009 | 24,972 | 112,445 | 592 | 1,013 | 100 | 402 | 1,828 | 13 |
| " | 17,256,095 | 19,358,986 | 28,766,817 | 21,287,710 | 18,903,460 | 245,576 | 283,431 | 431,161 | 302,662 | 275,528 |
| Jaconets, including Madapolams, Mulls, and Cambrics (III. O.): | | | | | | | | | | |
| United Kingdom - Yds. | 117,221,940 | 116,836,959 | 141,988,863 | 150,347,267 | 110,947,768 | 1,064,914 | 1,150,545 | 1,407,373 | 1,618,011 | 1,150,313 |
| Other Countries - " | 8,252 | 22,720 | 10,728 | 16,729 | 623,890 | 141 | 306 | 195 | 277 | 5,372 |
| " | 117,230,192 | 116,859,679 | 141,999,591 | 150,363,996 | 111,471,658 | 1,065,055 | 1,150,851 | 1,407,568 | 1,618,288 | 1,161,685 |
| Longcloth and Shirtings (III. O.): | | | | | | | | | | |
| United Kingdom - Yds. | 461,923,565 | 492,728,993 | 618,999,612 | 530,838,962 | 502,341,343 | 4,872,073 | 5,290,027 | 6,560,703 | 5,867,558 | 5,404,166 |
| Holland - " | 1,502,222 | 871,382 | 93,522 | 145,135 | 588,451 | 13,799 | 8,683 | 1,865 | 1,340 | 5,406 |
| Japan - " | 18,750 | 231,009 | 2,961,915 | 5,314,071 | 11,586,640 | 248 | 2,849 | 33,990 | 64,818 | 132,596 |
| Other Countries - " | 70,495 | 60,853 | 78,677 | 89,661 | 24,001 | 324 | 369 | 917 | 1,140 | 314 |
| " | 463,515,032 | 493,892,237 | 622,133,726 | 545,387,849 | 514,540,435 | 4,887,044 | 5,302,498 | 6,596,875 | 5,934,965 | 5,542,992 |

Imports of Principal Articles, distinguishing Principal Countries—continued.

| ARTICLES AND COUNTRIES. | QUANTITIES. | | | | | VALUE. | | | | |
|--|---------------|---------------|---------------|---------------|---------------|------------|------------|------------|------------|------------|
| | 1910-11. | 1911-12. | 1912-13. | 1913-14. | 1914-15. | 1910-11. | 1911-12. | 1912-13. | 1913-14. | 1914-15. |
| Textiles—cont. | | | | | | | | | | |
| Cotton Manufactures—cont. | | | | | | | | | | |
| Piece Goods—cont. | | | | | | £ | £ | £ | £ | £ |
| Grey (unbleached)—cont. | | | | | | | | | | |
| Printers (III. O.) - Yds. | 78,440 | 210,307 | 433,281 | 60,000 | 0 | 465 | 1,889 | 3,444 | 523 | 0 |
| Sheatings (III. O.): | | | | | | | | | | |
| United Kingdom - Yds. | 46,936 | 3,958,808 | 517,639 | 74,892 | 90,797 | 877 | 47,394 | 7,054 | 1,250 | 1,471 |
| United States - " " | 43 | 500 | 2,456 | 0 | 9,500 | 3 | 7 | 31 | 0 | 124 |
| Japan - " " | 0 | 80,000 | 1,103,600 | 16,175 | 601,504 | 0 | 965 | 14,679 | 267 | 7,327 |
| Other Countries - " " | 37,092 | 71,570 | 116,197 | 60,174 | 39,996 | 516 | 1,065 | 1,752 | 918 | 598 |
| " | 84,071 | 4,110,878 | 1,739,952 | 151,241 | 741,797 | 1,396 | 49,431 | 23,516 | 2,435 | 10,020 |
| T-cloth and Domestic (III. O.): | | | | | | | | | | |
| United Kingdom - Yds. | 3,686,617 | 4,599,409 | 9,992,498 | 6,349,525 | 4,541,136 | 29,862 | 40,808 | 84,440 | 54,210 | 42,978 |
| Other Countries - " " | 3,946 | 27,840 | 275,939 | 27,420 | 2,640 | 25 | 363 | 2,674 | 382 | 37 |
| " | 3,690,563 | 4,627,249 | 10,268,437 | 6,376,945 | 4,543,776 | 29,887 | 41,171 | 87,114 | 54,592 | 43,015 |
| Unspecified Descriptions (III. O.): | | | | | | | | | | |
| United Kingdom - Yds. | 362,695 | 975,047 | 1,156,794 | 882,230 | 518,202 | 9,362 | 17,372 | 18,137 | 19,370 | 11,565 |
| China, Hong-Kong - " " | 411,520 | 793,360 | 633,788 | 781,309 | 80,450 | 6,256 | 12,611 | 11,449 | 14,276 | 1,081 |
| Other Countries - " " | 272,749 | 216,627 | 96,193 | 31,305 | 38,702 | 3,987 | 3,177 | 1,631 | 686 | 479 |
| " | 1,046,964 | 1,985,034 | 1,886,775 | 1,694,844 | 637,354 | 19,605 | 33,660 | 31,217 | 34,332 | 13,125 |
| TOTAL, Grey (unbleached) - } | 1,130,081,083 | 1,318,851,539 | 1,535,129,545 | 1,534,189,272 | 1,320,335,428 | 11,794,706 | 13,103,395 | 16,742,066 | 16,966,515 | 14,192,302 |
| White (bleached): | | | | | | | | | | |
| Chadars (III. O.): | | | | | | | | | | |
| United Kingdom - Yds. | 1,198,849 | 1,243,714 | 1,846,541 | 2,672,813 | 1,937,273 | 13,980 | 14,391 | 22,063 | 32,361 | 21,098 |
| Other Countries - " " | 12 | 0 | 0 | 0 | 0 | 0 | 0 | 0 | 0 | 0 |
| " | 1,198,861 | 1,243,714 | 1,846,541 | 2,672,813 | 1,937,273 | 13,980 | 14,391 | 22,063 | 32,361 | 21,098 |
| Checks, Spots and Stripes (III. O.): | | | | | | | | | | |
| United Kingdom - Yds. | 12,510,437 | 11,641,249 | 12,928,030 | 15,554,065 | 9,518,575 | 154,140 | 148,838 | 162,310 | 217,035 | 122,683 |
| Switzerland - " " | 103,347 | 89,263 | 154,219 | 538,029 | 57,729 | 2,394 | 1,774 | 2,965 | 10,881 | 1,345 |
| Other Countries - " " | 29,372 | 10,652 | 5,120 | 9,215 | 0 | 386 | 195 | 88 | 194 | 0 |
| " | 12,643,176 | 11,741,164 | 13,087,369 | 16,101,309 | 9,576,304 | 156,920 | 150,807 | 165,358 | 228,110 | 124,028 |
| Dhutis, Saris and Scarves (III. O.): | | | | | | | | | | |
| United Kingdom - Yds. | 55,259,042 | 62,626,336 | 73,381,159 | 104,328,880 | 103,161,637 | 648,778 | 727,689 | 918,895 | 1,348,521 | 1,252,611 |
| Other Countries - " " | 57,267 | 22,597 | 10,463 | 13,673 | 17,809 | 1,377 | 708 | 284 | 603 | 643 |
| " | 55,316,309 | 62,648,933 | 73,391,622 | 104,342,553 | 103,179,446 | 650,155 | 728,397 | 919,179 | 1,349,124 | 1,253,254 |
| Drills and Jeans (III. O.): | | | | | | | | | | |
| United Kingdom - Yds. | 4,764,785 | 7,378,699 | 7,082,718 | 5,712,073 | 5,126,033 | 97,936 | 145,545 | 136,752 | 119,237 | 103,761 |
| Other Countries - " " | 121,792 | 128,043 | 118,118 | 39,652 | 72,195 | 1,967 | 2,309 | 2,041 | 617 | 1,240 |
| " | 4,886,527 | 7,506,742 | 7,200,836 | 5,751,725 | 5,198,228 | 99,953 | 147,854 | 138,793 | 119,904 | 105,001 |
| Jaconets, Madapollams, Mulls, Cambrics and Muslins (III. O.): | | | | | | | | | | |
| United Kingdom - Yds. | 188,299,662 | 171,726,483 | 224,440,340 | 305,744,888 | 211,602,169 | 2,110,524 | 2,068,709 | 2,759,530 | 3,766,219 | 2,648,661 |
| Holland - " " | 984,778 | 1,104,552 | 911,231 | 1,321,760 | 545,422 | 14,296 | 17,716 | 13,555 | 21,982 | 9,000 |
| Switzerland - " " | 1,063,802 | 358,835 | 383,329 | 484,452 | 210,125 | 18,436 | 7,879 | 9,411 | 10,852 | 5,515 |
| Straits Settlements - " " | 257,037 | 539,587 | 426,591 | 244,913 | 150,485 | 4,764 | 10,199 | 7,997 | 4,517 | 2,806 |
| Other Countries - " " | 134,752 | 229,129 | 81,261 | 54,845 | 38,717 | 2,500 | 4,271 | 1,632 | 1,133 | 720 |
| " | 190,740,031 | 173,958,586 | 226,242,752 | 307,850,858 | 212,546,918 | 2,150,520 | 2,108,774 | 2,792,125 | 3,804,703 | 2,666,702 |
| Longcloth and Shirtings (III. O.): | | | | | | | | | | |
| United Kingdom - Yds. | 94,754,258 | 149,779,309 | 171,909,997 | 108,538,322 | 109,348,030 | 1,174,619 | 1,892,050 | 2,201,062 | 1,474,793 | 1,404,913 |
| Holland - " " | 5,300,523 | 6,071,672 | 8,010,903 | 6,563,942 | 6,493,420 | 97,183 | 103,501 | 131,409 | 116,296 | 111,301 |
| Other Countries - " " | 57,275 | 109,449 | 72,936 | 156,359 | 54,770 | 934 | 1,754 | 1,159 | 2,391 | 903 |
| " | 100,112,056 | 155,960,930 | 179,993,836 | 115,258,623 | 115,896,220 | 1,272,736 | 1,997,305 | 2,333,630 | 1,593,480 | 1,517,117 |
| Nainsocks (III. O.): | | | | | | | | | | |
| United Kingdom - Yds. | 196,047,254 | 189,803,660 | 233,632,649 | 202,797,901 | 134,152,854 | 1,687,426 | 1,764,290 | 2,158,100 | 1,815,712 | 1,241,700 |
| Switzerland - " " | 1,896,877 | 1,902,438 | 2,009,821 | 1,740,948 | 711,987 | 54,488 | 56,381 | 61,395 | 51,112 | 19,529 |
| Other Countries - " " | 320,621 | 140,356 | 227,295 | 218,343 | 27,824 | 8,670 | 3,494 | 6,302 | 4,147 | 755 |
| " | 198,264,752 | 191,846,454 | 235,869,765 | 204,757,192 | 134,892,645 | 1,700,584 | 1,824,165 | 2,225,797 | 1,870,971 | 1,261,984 |

Imports of Principal Articles, distinguishing Principal Countries—continued.

| ARTICLES AND COUNTRIES. | QUANTITIES. | | | | | VALUE. | | | | |
|--|--------------------|--------------------|--------------------|--------------------|--------------------|------------------|------------------|------------------|------------------|------------------|
| | 1910-11. | 1911-12. | 1912-13. | 1913-14. | 1914-15. | 1910-11. | 1911-12. | 1912-13. | 1913-14. | 1914-15. |
| Textiles—cont. | | | | | | | | | | |
| Cotton Manufactures—cont. | | | | | | | | | | |
| Piece Goods—cont. | | | | | | | | | | |
| White (bleached)—cont. | | | | | | | | | | |
| Sheetings (III. O.): | | | | | | £ | £ | £ | £ | £ |
| United Kingdom - Yds. | 284,920 | 198,889 | 183,553 | 196,796 | 179,930 | 6,913 | 8,507 | 6,695 | 7,870 | 6,430 |
| Other Countries - " | 7,120 | 6,259 | 21,585 | 11,015 | 8,741 | 290 | 291 | 587 | 397 | 333 |
| " | 291,940 | 205,148 | 205,138 | 207,811 | 188,671 | 7,203 | 8,798 | 7,282 | 8,267 | 6,764 |
| T-cloth and Domestics (III. O.) - Yds. | 19,759 | 11,982 | 13,906 | 11,312 | 26,917 | 212 | 182 | 170 | 131 | 319 |
| Twills (III. O.): | | | | | | | | | | |
| United Kingdom - Yds. | 3,196,105 | 3,546,891 | 5,600,147 | 8,222,024 | 6,585,237 | 44,384 | 52,681 | 79,122 | 117,040 | 90,517 |
| Other Countries - " | 5,201 | 6,947 | 4,074 | 46,069 | 2,183 | 80 | 119 | 103 | 600 | 43 |
| " | 3,201,306 | 3,553,838 | 5,604,221 | 8,268,093 | 6,587,420 | 44,464 | 52,800 | 79,225 | 118,346 | 90,560 |
| Unspecified Descriptions (III. O.): | | | | | | | | | | |
| United Kingdom - Yds. | 19,199,613 | 20,437,755 | 24,820,147 | 27,627,797 | 13,866,183 | 254,863 | 274,321 | 321,802 | 387,110 | 185,822 |
| Other Countries - " | 644,894 | 493,207 | 582,011 | 494,978 | 324,788 | 12,366 | 12,204 | 12,065 | 10,791 | 6,446 |
| " | 19,844,507 | 20,930,962 | 25,402,158 | 28,122,775 | 14,190,971 | 267,228 | 286,525 | 333,867 | 397,907 | 192,268 |
| TOTAL, White (bleached) - } | 586,519,224 | 629,603,403 | 763,753,144 | 793,345,064 | 604,221,013 | 6,363,955 | 7,317,906 | 9,017,489 | 9,523,204 | 7,239,125 |
| Coloured, Printed, or Dyed: | | | | | | | | | | |
| Cambrics, including Madapolams, Muslins, Mulls, and Jaconets (III. O.): | | | | | | | | | | |
| United Kingdom - Yds. | 112,281,181 | 101,026,498 | 101,079,266 | 113,168,927 | 71,845,992 | 967,959 | 907,596 | 945,136 | 1,001,008 | 702,825 |
| France - " | 103,276 | 126,883 | 176,206 | 82,140 | 45,234 | 1,854 | 4,012 | 6,001 | 1,878 | 941 |
| Switzerland - " | 243,758 | 234,975 | 209,220 | 227,756 | 98,178 | 9,533 | 10,872 | 10,194 | 10,158 | 4,204 |
| Other Countries - " | 135,068 | 94,560 | 139,782 | 107,373 | 90,522 | 4,425 | 2,945 | 5,361 | 8,410 | 1,784 |
| " | 112,763,283 | 101,482,916 | 101,604,474 | 113,586,196 | 72,079,926 | 983,771 | 925,425 | 969,692 | 1,106,448 | 709,814 |
| Chadars (III. O.) - Yds. | 95,946 | 292,296 | 146,873 | 239,261 | 208,417 | 1,025 | 5,708 | 2,001 | 4,476 | 3,005 |
| *Checks, Spots, and Stripes (III. O.): | | | | | | | | | | |
| United Kingdom - Yds. | — | — | 10,437,683 | 17,554,687 | 9,791,091 | — | — | 150,925 | 254,579 | 134,001 |
| Belgium - " | — | — | 63,634 | 117,642 | 31,690 | — | — | 2,398 | 5,002 | 1,214 |
| Italy - " | — | — | 100,790 | 1,360,352 | 97,811 | — | — | 2,810 | 10,850 | 1,739 |
| Japan - " | — | — | 139,957 | 568,776 | 136,869 | — | — | 1,727 | 7,061 | 1,685 |
| Other Countries - " | — | — | 106,787 | 120,647 | 106,246 | — | — | 3,722 | 3,254 | 2,353 |
| " | — | — | 10,848,851 | 19,722,104 | 10,163,707 | — | — | 161,582 | 280,746 | 141,022 |
| Dhutis (including Lungis) (III. O.): | | | | | | | | | | |
| United Kingdom - Yds. | 11,070,055 | 14,329,112 | 22,220,913 | 25,007,878 | 11,202,409 | 179,024 | 245,280 | 378,944 | 441,497 | 182,947 |
| Belgium - " | 70,392 | 287,975 | 36,660 | 35,645 | 6,000 | 1,642 | 5,746 | 951 | 671 | 103 |
| France - " | 33,006 | 355,268 | 2,640 | 133,114 | 36,373 | 596 | 7,078 | 61 | 2,291 | 821 |
| Holland - " | 13,157,024 | 12,229,770 | 14,204,099 | 13,622,854 | 11,681,577 | 280,040 | 238,550 | 284,904 | 283,176 | 245,760 |
| Switzerland - " | 1,117,208 | 403,300 | 680,966 | 1,248,028 | 851,017 | 21,151 | 8,744 | 12,642 | 22,015 | 15,470 |
| Java - " | 61,033 | 23,444 | 113,728 | 49,645 | 37,090 | 1,930 | 628 | 3,119 | 1,435 | 1,120 |
| Straits Settlements - " | 1,182,531 | 1,415,411 | 910,004 | 529,248 | 279,749 | 38,341 | 44,628 | 29,532 | 18,304 | 10,079 |
| Other Countries - " | 210,548 | 595,573 | 201,327 | 289,002 | 155,449 | 4,323 | 12,637 | 4,432 | 5,784 | 2,773 |
| " | 26,901,797 | 29,644,853 | 39,370,337 | 40,915,413 | 24,252,684 | 507,056 | 593,401 | 714,645 | 775,233 | 458,539 |
| Drills and Jeans (III. O.): | | | | | | | | | | |
| United Kingdom - Yds. | 14,162,494 | 18,744,216 | 19,068,240 | 27,007,339 | 18,874,216 | 238,621 | 301,761 | 310,295 | 416,581 | 305,929 |
| Holland - " | 359,036 | 761,640 | 836,676 | 718,729 | 537,975 | 5,127 | 9,917 | 10,842 | 9,410 | 6,764 |
| Italy - " | 2,274,140 | 1,006,456 | 2,470,098 | 1,921,331 | 385,423 | 45,860 | 20,001 | 49,663 | 36,541 | 7,983 |
| Other Countries - " | 99,586 | 351,087 | 147,531 | 260,202 | 210,735 | 2,000 | 6,187 | 2,793 | 4,155 | 2,653 |
| " | 16,895,256 | 20,863,399 | 22,522,545 | 29,998,101 | 20,008,354 | 291,608 | 337,866 | 373,593 | 466,687 | 323,588 |
| Prints and Chintz (III. O.): | | | | | | | | | | |
| United Kingdom - Yds. | 150,941,524 | 134,715,867 | 177,655,185 | 207,348,269 | 103,904,157 | 1,765,730 | 1,606,266 | 2,093,720 | 2,422,724 | 1,178,107 |
| Holland - " | 131 | 2,218 | 276,620 | 427,922 | 42,671 | 1 | 30 | 4,759 | 7,746 | 614 |
| Italy - " | 152,047 | 98,376 | 187,661 | 1,251,894 | 156,374 | 2,064 | 1,713 | 3,150 | 18,103 | 2,171 |
| Switzerland - " | 323,723 | 293,797 | 259,636 | 372,487 | 397,044 | 4,357 | 4,561 | 3,842 | 5,428 | 5,240 |
| Other Countries - " | 145,652 | 203,569 | 475,046 | 306,288 | 144,230 | 2,577 | 3,521 | 7,961 | 5,190 | 2,583 |
| " | 151,568,077 | 135,313,827 | 178,856,148 | 209,708,850 | 104,644,476 | 1,774,738 | 1,616,111 | 2,113,432 | 2,450,189 | 1,188,715 |
| Saris and Scarves (III. O.): | | | | | | | | | | |
| United Kingdom - Yds. | 55,590,383 | 65,074,909 | 74,006,390 | 73,439,028 | 75,195,819 | 868,167 | 1,040,273 | 1,148,004 | 1,194,401 | 1,151,620 |
| Austria-Hungary - " | 597,416 | 572,398 | 607,566 | 543,748 | 89,956 | 23,953 | 24,550 | 27,749 | 24,856 | 4,140 |
| Germany - " | 111,982 | 83,352 | 83,143 | 115,512 | 64,268 | 5,191 | 3,873 | 3,834 | 5,091 | 2,484 |
| Other Countries - " | 59,989 | 53,113 | 121,033 | 152,033 | 249,021 | 1,364 | 1,714 | 3,472 | 3,503 | 5,614 |
| " | 56,359,770 | 65,788,672 | 74,913,122 | 74,250,321 | 75,599,064 | 903,875 | 1,070,410 | 1,183,059 | 1,227,651 | 1,163,858 |

* Separately recorded from April 1912.

Imports of Principal Articles, distinguishing Principal Countries—continued.

| ARTICLES AND COUNTRIES. | QUANTITIES. | | | | | VALUE. | | | | |
|--|---------------|---------------|---------------|---------------|---------------|------------|------------|------------|------------|------------|
| | 1910-11. | 1911-12. | 1912-13. | 1913-14. | 1914-15. | 1910-11. | 1911-12. | 1912-13. | 1913-14. | 1914-15. |
| Textiles—cont. | | | | | | | | | | |
| Cotton Manufactures—cont. | | | | | | | | | | |
| Piece Goods—cont. | | | | | | | | | | |
| Coloured, Printed, or Dyed—cont. | | | | | | | | | | |
| Shirts (III. O.): | | | | | | £ | £ | £ | £ | £ |
| United Kingdom - Yds. | 105,159,423 | 86,333,799 | 107,983,916 | 151,891,851 | 76,418,337 | 1,097,924 | 955,997 | 1,181,904 | 1,726,781 | 899,168 |
| Italy - " " | 34,039 | 0 | 14,372 | 437,635 | 65,430 | 836 | 0 | 380 | 7,952 | 1,133 |
| Other Countries - " " | 197,985 | 157,390 | 192,026 | 244,909 | 197,306 | 2,688 | 2,547 | 2,886 | 4,093 | 2,767 |
| | 105,391,497 | 86,541,189 | 108,190,314 | 152,574,395 | 76,681,123 | 1,101,448 | 958,544 | 1,185,260 | 1,738,826 | 903,068 |
| Twills (III. O.): | | | | | | | | | | |
| United Kingdom - Yds. | 24,431,121 | 26,933,688 | 28,824,564 | 29,021,638 | 16,632,469 | 311,476 | 333,801 | 343,792 | 391,309 | 216,555 |
| Italy - " " | 195,024 | 168,740 | 590,524 | 2,163,323 | 815,633 | 4,139 | 4,462 | 13,256 | 40,773 | 14,944 |
| Other Countries - " " | 140,105 | 127,131 | 279,779 | 188,430 | 87,582 | 2,152 | 1,760 | 3,292 | 2,394 | 1,009 |
| | 24,766,250 | 27,229,559 | 29,694,867 | 31,373,396 | 17,535,634 | 317,767 | 340,023 | 360,340 | 434,416 | 232,568 |
| Unspecified Descriptions (III. O.): | | | | | | | | | | |
| United Kingdom - Yds. | 83,685,901 | 106,575,816 | 96,201,051 | 125,591,420 | 79,563,798 | 1,503,840 | 1,804,800 | 1,679,707 | 2,280,740 | 1,406,040 |
| Austria-Hungary - " " | 817,537 | 1,002,026 | 1,139,348 | 1,658,178 | 395,964 | 33,755 | 40,780 | 43,260 | 67,403 | 14,671 |
| Belgium - " " | 2,346,190 | 3,474,450 | 5,068,094 | 7,132,360 | 2,164,281 | 79,957 | 135,441 | 188,852 | 274,534 | 88,740 |
| France - " " | 266,047 | 223,268 | 254,078 | 360,364 | 91,366 | 10,129 | 9,248 | 9,898 | 14,082 | 3,684 |
| Germany - " " | 3,370,889 | 2,983,687 | 3,597,869 | 5,866,750 | 1,000,148 | 123,053 | 110,011 | 137,869 | 231,343 | 39,751 |
| Holland - " " | 450,404 | 1,149,235 | 1,213,811 | 1,146,611 | 543,780 | 12,392 | 33,136 | 34,386 | 34,622 | 17,020 |
| Italy - " " | 4,594,795 | 5,309,440 | 8,076,156 | 15,319,222 | 8,508,662 | 152,345 | 168,706 | 243,067 | 441,440 | 238,538 |
| Switzerland - " " | 772,756 | 951,121 | 827,626 | 959,798 | 656,573 | 36,365 | 40,520 | 38,211 | 39,784 | 30,882 |
| Japan - " " | 60,843 | 94,429 | 294,839 | 897,216 | 355,481 | 1,027 | 1,435 | 4,383 | 12,447 | 4,383 |
| Straits Settlements - " " | 352,365 | 421,799 | 312,350 | 325,771 | 241,546 | 6,508 | 8,118 | 6,011 | 6,457 | 4,732 |
| Other Countries - " " | 159,784 | 90,974 | 78,975 | 93,919 | 75,392 | 1,347 | 1,563 | 1,504 | 2,115 | 1,475 |
| | 96,777,511 | 122,276,245 | 117,064,197 | 159,351,609 | 93,601,991 | 1,960,718 | 2,353,758 | 2,387,148 | 3,405,011 | 1,849,916 |
| TOTAL, Coloured, Printed or Dyed | 591,518,787 | 589,432,956 | 682,211,723 | 831,769,946 | 494,775,406 | 7,842,406 | 8,171,833 | 9,448,652 | 11,907,683 | 6,975,603 |
| *Fents of all Descriptions (III. O.): | | | | | | | | | | |
| United Kingdom - Yds. | — | — | 35,391,734 | 36,479,907 | 24,247,931 | — | — | 322,044 | 349,940 | 218,944 |
| United States - " " | — | — | 273,944 | 549,854 | 2,065,047 | — | — | 1,722 | 5,278 | 16,404 |
| Other Countries - " " | — | — | 764,362 | 794,669 | 116,857 | — | — | 4,645 | 5,560 | 1,105 |
| | — | — | 36,430,040 | 37,824,430 | 26,429,835 | — | — | 328,411 | 360,778 | 236,453 |
| TOTAL, Piece Goods | 2,308,119,094 | 2,437,802,898 | 3,022,529,437 | 3,197,128,712 | 2,445,861,682 | 26,001,067 | 23,592,726 | 35,536,638 | 38,758,180 | 28,643,483 |
| Piece Goods of Cotton and Artificial Silk (III. O.):† | | | | | | | | | | |
| United Kingdom - Yds. | — | — | — | — | 838,323 | — | — | — | — | 45,494 |
| Other Countries - " " | — | — | — | — | 40,572 | — | — | — | — | 2,167 |
| | — | — | — | — | 878,895 | — | — | — | — | 47,661 |
| Rope (III. O.): | | | | | | | | | | |
| United Kingdom - Lb. | 429,185 | 445,415 | 653,331 | 747,453 | 478,722 | 21,333 | 22,709 | 30,185 | 37,602 | 24,481 |
| Other Countries - " " | 1,177 | 510 | 8,876 | 13,912 | 11,005 | 137 | 29 | 153 | 859 | 705 |
| | 430,362 | 445,925 | 662,207 | 761,365 | 489,727 | 21,470 | 22,738 | 30,338 | 38,461 | 25,186 |
| Thread, Sewing (III. O.): | | | | | | | | | | |
| United Kingdom - Lb. | 1,186,260 | 1,238,538 | 1,393,977 | 1,387,472 | 1,071,424 | 208,677 | 204,784 | 229,334 | 226,885 | 178,753 |
| Austria-Hungary - " " | 124,060 | 199,018 | 215,994 | 177,521 | 62,041 | 13,475 | 19,243 | 22,371 | 19,396 | 7,980 |
| Belgium - " " | 96,541 | 139,054 | 108,067 | 73,006 | 35,894 | 9,702 | 13,364 | 10,577 | 7,194 | 3,776 |
| Germany - " " | 86,941 | 66,061 | 42,296 | 32,515 | 18,091 | 3,261 | 6,057 | 3,953 | 3,791 | 1,571 |
| Other Countries - " " | 8,218 | 26,988 | 11,394 | 34,147 | 8,427 | 834 | 2,812 | 1,194 | 2,711 | 1,153 |
| | 1,452,020 | 1,714,654 | 1,771,668 | 1,704,661 | 1,190,877 | 230,969 | 246,260 | 267,429 | 259,977 | 193,233 |
| *Towels in the Piece (III. O.) - Yds. | — | — | 34,704 | 61,897 | 14,104 | — | — | 957 | 2,907 | 396 |
| Other Cotton Manufactures (III. O.): | | | | | | | | | | |
| United Kingdom - Lb. | 6,069,311 | 6,560,458 | 1,453,699 | 1,449,925 | 1,138,638 | 311,509 | 323,668 | 98,575 | 104,117 | 85,014 |
| Austria-Hungary - " " | 624,006 | 212,564 | 202,230 | 118,135 | 30,067 | 25,144 | 17,351 | 18,152 | 10,623 | 3,341 |
| Belgium - " " | 1,962,306 | 2,269,724 | 96,191 | 47,184 | 14,019 | 61,125 | 69,925 | 6,687 | 3,641 | 1,189 |
| Germany - " " | 3,486,491 | 4,834,373 | 381,616 | 436,088 | 110,153 | 122,454 | 173,562 | 22,227 | 23,751 | 7,939 |
| Holland - " " | 2,999,505 | 2,541,147 | 24,464 | 12,757 | 396 | 99,164 | 89,330 | 1,129 | 435 | 64 |
| Japan - " " | 110,491 | 102,754 | 160,736 | 466,173 | 217,939 | 7,921 | 6,005 | 9,876 | 22,342 | 12,733 |
| Other Countries - " " | 62,307 | 57,143 | 41,263 | 66,644 | 125,440 | 3,927 | 3,680 | 2,711 | 3,851 | 5,522 |
| | 15,314,417 | 16,578,163 | 2,960,199 | 2,590,906 | 1,642,702 | 631,244 | 683,421 | 159,357 | 168,760 | 115,602 |
| TOTAL, Cotton Manufactures (including Twist and Yarn) | — | — | — | — | — | 29,893,370 | 33,046,868 | 40,547,718 | 44,199,510 | 32,665,935 |
| TOTAL, Cotton, Raw and Manufactures | — | — | — | — | — | 30,021,879 | 34,437,831 | 42,035,177 | 44,384,458 | 32,866,093 |
| Flax: | | | | | | | | | | |
| Raw (II. H.) - Lb. | 0 | 148 | 11,200 | 23,025 | 142 | 0 | 522 | 346 | 1,044 | 35 |
| Twist and Yarn (III. O.) Lb. | 42,477 | 26,984 | 46,460 | 63,691 | 38,686 | 1,215 | 678 | 1,381 | 1,963 | 1,573 |

* Separately recorded from April 1912.

† Separately recorded from April 1914.

Imports of Principal Articles, distinguishing Principal Countries—continued.

| ARTICLES AND COUNTRIES. | QUANTITIES. | | | | | VALUE. | | | | |
|--|-------------|-----------|-----------|-----------|-----------|----------|-----------|----------|-----------|----------|
| | 1910-11. | 1911-12. | 1912-13. | 1913-14. | 1914-15. | 1910-11. | 1911-12. | 1912-13. | 1913-14. | 1914-15. |
| Textiles—cont. | | | | | | | | | | |
| Flax—cont. | | | | | | | | | | |
| Manufactures: | | | | | | | | | | |
| Bags and Sacks (III. O.): | | | | | | £ | £ | £ | £ | £ |
| United Kingdom - - No. | 72,167 | 50,678 | 90,877 | 71,840 | 77,948 | 11,290 | 6,601 | 11,584 | 10,939 | 11,633 |
| Other Countries - - " | 36 | 10,809 | 39,555 | 57,461 | 19,448 | 2 | 933 | 3,031 | 3,070 | 1,508 |
| " | 72,203 | 61,487 | 130,432 | 129,301 | 96,691 | 11,292 | 7,533 | 14,605 | 14,909 | 13,231 |
| Canvas (III. O.): | | | | | | | | | | |
| United Kingdom - Yds. | 2,882,940 | 2,698,999 | 3,055,569 | 3,693,833 | 3,056,424 | 87,416 | 99,908 | 120,454 | 153,600 | 135,620 |
| Other Countries - " | 5,215 | 2,327 | 3,215 | 6,905 | 7,825 | 250 | 125 | 165 | 384 | 314 |
| " | 2,888,155 | 2,701,326 | 3,058,784 | 3,699,738 | 3,063,749 | 87,666 | 100,033 | 120,619 | 154,074 | 135,934 |
| Piece Goods (III. O.): | | | | | | | | | | |
| United Kingdom - Yds. | 2,057,815 | 2,181,717 | 2,320,854 | 2,674,461 | 2,023,394 | 47,108 | 50,518 | 53,002 | 64,143 | 45,573 |
| Other Countries - " | 96,253 | 130,609 | 129,690 | 269,953 | 132,763 | 3,579 | 4,457 | 3,911 | 9,341 | 4,185 |
| " | 2,154,068 | 2,312,326 | 2,450,544 | 2,944,414 | 2,156,157 | 50,687 | 54,975 | 57,913 | 73,484 | 49,700 |
| Thread, Sewing (III. O.): | | | | | | | | | | |
| United Kingdom - Lb. | 157,781 | 157,398 | 147,440 | 103,791 | 87,479 | 9,716 | 10,330 | 10,484 | 8,302 | 6,505 |
| Other Countries - " | 86,041 | 33,093 | 42,468 | 51,204 | 28,018 | 2,070 | 1,910 | 2,503 | 2,810 | 1,410 |
| " | 193,822 | 190,491 | 189,908 | 154,995 | 95,497 | 11,786 | 12,240 | 12,987 | 11,202 | 7,924 |
| Other Sorts (III. O.): | | | | | | | | | | |
| United Kingdom - Lb. | 182,625 | 214,993 | 217,382 | 380,838 | 366,443 | 11,026 | 14,357 | 15,766 | 24,004 | 37,462 |
| Other Countries - - " | 19,541 | 71,209 | 32,166 | 51,654 | 28,777 | 1,321 | 3,732 | 2,355 | 3,061 | 1,050 |
| " | 202,166 | 286,202 | 249,548 | 432,492 | 395,220 | 12,347 | 18,089 | 18,121 | 27,065 | 38,518 |
| TOTAL, Flax Manufactures (including Twist and Yarn) | | | | | | 174,003 | 193,538 | 227,500 | 283,597 | 236,040 |
| Haberdashery and Millinery (III. O.): | | | | | | | | | | |
| United Kingdom - - - | — | — | — | — | — | 406,930 | 437,019 | 396,020 | 441,661 | 292,369 |
| Austria-Hungary - - - | — | — | — | — | — | 135,471 | 177,118 | 155,584 | 148,939 | 44,314 |
| Belgium - - - - - | — | — | — | — | — | 6,882 | 5,667 | 6,181 | 5,258 | 2,437 |
| France - - - - - | — | — | — | — | — | 59,184 | 66,100 | 55,608 | 54,979 | 25,203 |
| Germany - - - - - | — | — | — | — | — | 140,311 | 177,533 | 145,599 | 185,936 | 61,301 |
| Italy - - - - - | — | — | — | — | — | 27,720 | 26,170 | 21,651 | 50,091 | 40,608 |
| Switzerland - - - - | — | — | — | — | — | 31,530 | 29,469 | 47,516 | 59,151 | 25,476 |
| United States - - - - | — | — | — | — | — | 2,702 | 3,164 | 4,452 | 6,042 | 4,917 |
| Japan - - - - - | — | — | — | — | — | 62,612 | 86,083 | 71,334 | 101,204 | 72,771 |
| Other Countries - - - | — | — | — | — | — | 10,124 | 13,705 | 10,375 | 10,690 | 8,647 |
| " | — | — | — | — | — | 885,466 | 1,022,028 | 914,410 | 1,060,551 | 578,193 |
| Hemp: | | | | | | | | | | |
| Raw (II. H.): | | | | | | | | | | |
| Philippines - - Cwt. | 24,874 | 24,998 | 27,157 | 20,564 | 31,601 | 33,574 | 29,295 | 36,092 | 34,874 | 41,778 |
| Other Countries - - " | 1,607 | 328 | 1,188 | 635 | 5,244 | 2,176 | 1,061 | 2,656 | 1,541 | 7,322 |
| " | 26,481 | 25,326 | 28,295 | 21,199 | 36,845 | 35,750 | 30,376 | 38,748 | 36,415 | 49,100 |
| Manufactures (excluding Cordage): | | | | | | | | | | |
| Bags and Sacks (III. O.) | | | | | | | | | | |
| United Kingdom - - No. | 1,732 | 5,966 | 1,360 | 3,300 | 2,210 | 42 | 759 | 74 | 340 | 41 |
| Cloth (III. O.) - - Yds. | 122,089 | 100,698 | 30,665 | 89,927 | 63,061 | 4,132 | 4,545 | 1,360 | 3,587 | 3,924 |
| TOTAL, Hemp Manufactures | — | — | — | — | — | 4,174 | 5,304 | 1,443 | 3,927 | 3,965 |
| Jute | | | | | | | | | | |
| Raw (II. H.) - - Tons | 8 | 112 | 13 | 438 | 1 | 122 | 1,342 | 274 | 2,194 | 18 |
| Twist and Yarn (III. O.) Lb. | 43,991 | 52,702 | 72,207 | 119,563 | 131,226 | 696 | 757 | 1,126 | 1,991 | 2,199 |
| Manufactures: | | | | | | | | | | |
| Canvas (III. O.): | | | | | | | | | | |
| United Kingdom - Yds. | 1,763,337 | 1,877,168 | 1,907,740 | 1,621,056 | 1,416,485 | 28,044 | 47,629 | 49,883 | 46,806 | 49,119 |
| Other Countries - - " | 72,071 | 4,897 | 11,318 | 19,160 | 19,764 | 637 | 148 | 506 | 751 | 841 |
| " | 1,835,408 | 1,882,065 | 1,919,058 | 1,640,216 | 1,436,249 | 28,681 | 47,777 | 50,389 | 47,647 | 49,960 |

Imports of Principal Articles, distinguishing Principal Countries—continued.

| ARTICLES AND COUNTRIES. | QUANTITIES. | | | | | VALUE. | | | | |
|--|-------------|------------|------------|------------|------------|-----------|-----------|-----------|-----------|----------|
| | 1910-11. | 1911-12. | 1912-13. | 1913-14. | 1914-15. | 1910-11. | 1911-12. | 1912-13. | 1913-14. | 1914-15. |
| Textiles—cont. | | | | | | | | | | |
| Jute—cont. | | | | | | | | | | |
| Manufactures—cont. | | | | | | | | | | |
| Gunny Bags (III. O.): | | | | | | £ | £ | £ | £ | £ |
| United Kingdom - No. | 16,027 | 173,545 | 478,970 | 940,787 | 1,744,057 | 311 | 3,603 | 6,890 | 14,563 | 26,100 |
| Ceylon - " | 4,048,056 | 4,913,949 | 4,434,960 | 4,083,046 | 3,200,256 | 43,431 | 56,676 | 58,271 | 59,432 | 47,549 |
| Straits Settlements - " | 43,567 | 296,064 | 621,656 | 253,418 | 137,625 | 752 | 4,470 | 9,445 | 4,235 | 2,614 |
| Other Countries - " | 43,615 | 63,593 | 121,144 | 150,242 | 66,079 | 617 | 1,369 | 2,058 | 2,431 | 1,236 |
| " | 4,156,265 | 5,447,151 | 5,656,730 | 5,427,493 | 5,148,017 | 45,111 | 66,118 | 76,664 | 80,711 | 77,499 |
| Gunny Cloth (III. O.): | | | | | | | | | | |
| United Kingdom - Yds. | 232,870 | 309,063 | 180,285 | 411,521 | 341,522 | 2,728 | 4,451 | 3,047 | 6,373 | 3,392 |
| Other Countries - " | 680,694 | 80,910 | 399,227 | 701,793 | 116,557 | 2,068 | 557 | 1,988 | 3,612 | 1,148 |
| " | 913,564 | 389,973 | 579,512 | 1,113,314 | 458,079 | 4,796 | 5,008 | 5,035 | 9,985 | 4,480 |
| Rope and Twine (III. O.) Cwt. | | | | | | | | | | |
| | 1,165 | 853 | 1,018 | 711 | 812 | 3,259 | 2,613 | 3,606 | 2,517 | 2,968 |
| Other Kinds (III. O.): | | | | | | | | | | |
| United Kingdom - Cwt. | 2,550 | 2,979 | 2,221 | 4,628 | 3,131 | 10,435 | 12,439 | 12,763 | 23,041 | 18,058 |
| Other Countries - " | 1,399 | 285 | 751 | 9,350 | 1,257 | 2,005 | 1,107 | 2,513 | 4,845 | 2,617 |
| " | 3,949 | 3,264 | 2,972 | 13,978 | 4,388 | 12,440 | 13,546 | 15,276 | 27,886 | 20,675 |
| TOTAL, Jute Manufactures (including Twist and Yarn) | | | | | | | | | | |
| | — | — | — | — | — | 105,183 | 135,819 | 152,096 | 170,737 | 157,781 |
| Silk: | | | | | | | | | | |
| Raw (II. H.): | | | | | | | | | | |
| China, Hong-Kong - Lb. | 741,289 | 630,222 | 733,266 | 546,977 | 478,819 | 160,050 | 160,568 | 192,509 | 141,725 | 122,673 |
| " Treaty Ports - " | 1,077,160 | 1,309,802 | 2,584,002 | 1,782,222 | 1,494,809 | 339,717 | 473,439 | 877,706 | 633,659 | 536,848 |
| Japan - " | 93,779 | 50,916 | 8,471 | 21,616 | 172,368 | 13,625 | 5,030 | 3,175 | 6,998 | 58,396 |
| Siam - " | 0 | 20,052 | 120,436 | 92,754 | 93,568 | 0 | 4,383 | 27,451 | 21,843 | 19,192 |
| Straits Settlements - " | 199,244 | 220,653 | 106,377 | 105,134 | 62,408 | 52,238 | 60,630 | 33,202 | 31,777 | 17,836 |
| Other Countries - " | 10,327 | 7,460 | 26,285 | 15,017 | 1,359 | 2,557 | 2,444 | 8,931 | 3,307 | 752 |
| " | 2,121,799 | 2,239,105 | 3,578,837 | 2,563,720 | 2,308,331 | 568,187 | 706,494 | 1,142,974 | 839,309 | 755,697 |
| *Waste (II. H.): | | | | | | | | | | |
| Japan - Lb. | — | — | 52,690 | 54,857 | 130,200 | — | — | 5,083 | 5,794 | 10,945 |
| Other Countries - " | — | — | 52,185 | 24,215 | 4,541 | — | — | 3,735 | 1,915 | 1,113 |
| " | — | — | 104,875 | 79,072 | 134,741 | — | — | 8,818 | 7,709 | 12,058 |
| Silk Yarn, Nolls and Warps (III. O.): | | | | | | | | | | |
| United Kingdom - Lb. | 98,848 | 55,071 | 63,498 | 67,328 | 76,999 | 39,553 | 20,846 | 22,180 | 21,427 | 15,751 |
| Austria-Hungary - " | 8,940 | 4,106 | 8,029 | 63,716 | 2,538 | 3,301 | 676 | 2,100 | 14,113 | 397 |
| France - " | 55,577 | 26,875 | 45,187 | 6,922 | 17,692 | 6,943 | 3,421 | 3,902 | 1,099 | 2,256 |
| Italy - " | 376,038 | 418,774 | 458,173 | 380,994 | 205,821 | 104,541 | 122,259 | 85,637 | 65,376 | 26,149 |
| Switzerland - " | 10,672 | 8,592 | 31,063 | 26,099 | 15,268 | 2,641 | 1,623 | 4,778 | 5,519 | 3,040 |
| China, Treaty Ports - " | 66,522 | 59,261 | 58,838 | 59,391 | 35,424 | 20,412 | 17,719 | 15,938 | 17,500 | 10,066 |
| Japan - " | 304,552 | 359,406 | 449,445 | 529,598 | 503,632 | 92,877 | 111,101 | 134,375 | 174,629 | 168,763 |
| Other Countries - " | 2,166 | 10,653 | 23,782 | 33,462 | 5,798 | 623 | 1,273 | 4,017 | 5,784 | 348 |
| " | 923,315 | 942,738 | 1,143,015 | 1,167,530 | 863,172 | 270,891 | 278,918 | 272,927 | 305,447 | 226,770 |
| Manufactures: | | | | | | | | | | |
| Goods of Silk mixed with other Materials (III. O.): | | | | | | | | | | |
| United Kingdom - Yds. | 503,826 | 603,140 | 1,845,972 | 2,154,881 | 382,766 | 31,086 | 41,005 | 109,689 | 128,250 | 25,513 |
| Belgium - " | 179,875 | 79,396 | 19,273 | 152,063 | 7,064 | 10,974 | 4,865 | 1,321 | 8,895 | 439 |
| France - " | 3,708,087 | 2,690,261 | 3,032,693 | 2,372,950 | 1,118,156 | 149,031 | 116,217 | 129,767 | 111,712 | 50,655 |
| Germany - " | 1,726,300 | 1,000,759 | 1,537,499 | 1,921,062 | 331,233 | 115,858 | 73,821 | 111,198 | 141,063 | 25,658 |
| Italy - " | 947,121 | 332,376 | 699,752 | 1,257,323 | 887,309 | 44,358 | 17,906 | 31,495 | 60,449 | 43,148 |
| China, Hong-Kong - " | 215,530 | 19,541 | 14,802 | 135,995 | 223,802 | 11,047 | 1,053 | 613 | 4,848 | 10,163 |
| Other Countries - " | 264,670 | 114,629 | 110,547 | 169,689 | 138,667 | 9,425 | 4,957 | 5,065 | 8,288 | 5,595 |
| " | 7,545,409 | 4,840,102 | 7,260,538 | 8,163,963 | 3,088,997 | 371,779 | 259,724 | 389,148 | 483,505 | 161,171 |
| Silk Piece Goods (III. O.): | | | | | | | | | | |
| United Kingdom - Yds. | 324,408 | 351,440 | 317,315 | 269,210 | 268,817 | 27,422 | 27,906 | 26,267 | 26,359 | 25,171 |
| France - " | 1,873,654 | 774,274 | 767,793 | 643,261 | 286,189 | 96,453 | 41,609 | 50,905 | 50,473 | 23,341 |
| China, Hong-Kong - " | 2,279,208 | 1,735,548 | 2,050,473 | 2,374,554 | 2,380,949 | 146,905 | 110,570 | 138,971 | 163,172 | 163,983 |
| " Treaty Ports - " | 3,428,055 | 3,925,875 | 4,115,080 | 4,290,896 | 3,896,303 | 203,206 | 234,652 | 235,621 | 237,697 | 215,142 |
| Japan - " | 16,623,051 | 19,543,827 | 22,416,964 | 19,536,455 | 10,745,108 | 700,288 | 792,953 | 891,344 | 784,020 | 452,454 |
| Straits Settlements - " | 120,338 | 49,518 | 69,438 | 111,658 | 64,399 | 5,694 | 3,532 | 4,358 | 5,801 | 2,893 |
| Other Countries - " | 177,770 | 115,513 | 89,166 | 112,438 | 47,922 | 12,891 | 9,241 | 9,983 | 11,462 | 6,702 |
| " | 24,826,482 | 26,495,995 | 29,826,229 | 27,338,272 | 17,689,677 | 1,192,859 | 1,220,363 | 1,357,449 | 1,278,984 | 889,596 |
| Thread for Sewing (III. O.) | | | | | | | | | | |
| Lb. | 3,370 | 2,766 | 4,969 | 2,349 | 1,901 | 1,455 | 1,286 | 1,874 | 1,341 | 1,130 |

* Separately recorded from April 1912.

Imports of Principal Articles, distinguishing Principal Countries—continued.

| ARTICLES AND COUNTRIES. | QUANTITIES. | | | | | VALUE. | | | | |
|---|-------------|------------|------------|------------|------------|-----------|-----------|-----------|-----------|-----------|
| | 1910-11. | 1911-12. | 1912-13. | 1913-14. | 1914-15. | 1910-11. | 1911-12. | 1912-13. | 1913-14. | 1914-15. |
| Textiles—cont. | | | | | | | | | | |
| Silk—cont. | | | | | | | | | | |
| Manufactures—cont. | | | | | | | | | | |
| Other Sorts (III. O.): | | | | | | | | | | |
| United Kingdom - Lb. | 14,818 | 28,972 | 46,452 | 40,203 | 10,819 | £ | £ | £ | £ | £ |
| Japan - " | 517 | 1,766 | 7,720 | 4,630 | 3,762 | 3,726 | 4,573 | 7,609 | 6,400 | 6,480 |
| Other Countries - " | 9,592 | 8,008 | 11,091 | 12,251 | 34,230 | 459 | 1,348 | 3,525 | 5,202 | 4,170 |
| " | 24,927 | 38,746 | 65,263 | 57,183 | 57,830 | 1,013 | 3,950 | 2,809 | 4,575 | 3,374 |
| TOTAL, Silk Manufactures (including Silk Yarn) | — | — | — | — | — | 1,843,082 | 1,769,003 | 2,035,401 | 2,007,553 | 1,902,501 |
| TOTAL, Silk, Raw and Manufactures | — | — | — | — | — | 2,411,960 | 2,475,556 | 3,187,103 | 2,014,571 | 2,000,316 |
| Wool: | | | | | | | | | | |
| Raw (II. H.): | | | | | | | | | | |
| United Kingdom - Lb. | 41,345 | 117,206 | 438,990 | 320,563 | 44,970 | 3,916 | 8,536 | 34,330 | 10,331 | 2,888 |
| Persia - " | 1,928,309 | 2,065,249 | 2,551,840 | 2,732,260 | 2,678,910 | 61,671 | 62,338 | 80,668 | 82,003 | 83,105 |
| Turkey, Asiatic: Persian Gulf* - Per- | 363,471 | 13,280 | 4,032 | 26,206 | 44,912 | 7,403 | 458 | 168 | 618 | 1,038 |
| Australia - " | 700,318 | 445,772 | 459,850 | 522,859 | 296,402 | 32,766 | 17,068 | 23,247 | 97,035 | 10,007 |
| Other Countries - " | 106,792 | 158,020 | 281,191 | 147,511 | 251,463 | 1,642 | 3,306 | 6,571 | 2,714 | 5,828 |
| " | 3,140,235 | 2,799,527 | 3,735,903 | 3,749,401 | 3,316,752 | 107,398 | 92,606 | 134,900 | 132,891 | 100,583 |
| Yarn and Knitting Wool (III. O.): | | | | | | | | | | |
| United Kingdom - Lb. | 158,138 | 168,459 | 196,642 | 148,941 | 82,772 | 15,294 | 16,625 | 10,000 | 16,000 | 9,000 |
| Austria-Hungary - " | 61,590 | 91,898 | 65,911 | 148,076 | 63,670 | 9,472 | 14,043 | 9,625 | 22,245 | 8,833 |
| France - " | 18,237 | 4,290 | 91,770 | 49,945 | 10,800 | 3,057 | 603 | 13,197 | 7,432 | 1,105 |
| Germany - " | 663,843 | 567,899 | 557,221 | 688,352 | 233,743 | 108,455 | 90,472 | 86,895 | 114,077 | 30,050 |
| Other Countries - " | 9,821 | 8,345 | 36,806 | 23,541 | 1,365 | 1,451 | 1,216 | 4,788 | 3,774 | 160 |
| " | 911,629 | 838,391 | 948,350 | 1,058,855 | 392,440 | 187,720 | 123,610 | 133,511 | 164,218 | 58,207 |
| Manufactures: | | | | | | | | | | |
| Braids (III. O.): | | | | | | | | | | |
| United Kingdom - Lb. | 85,232 | 46,720 | 27,445 | 24,073 | 31,665 | 10,584 | 6,424 | 3,720 | 3,777 | 4,507 |
| Austria-Hungary - " | 40,204 | 61,639 | 63,416 | 26,344 | 11,917 | 3,023 | 7,421 | 7,873 | 3,525 | 1,330 |
| Other Countries - " | 4,330 | 2,931 | 8,894 | 14,624 | 1,229 | 767 | 407 | 1,406 | 1,031 | 206 |
| " | 129,766 | 111,290 | 99,745 | 65,040 | 44,811 | 16,370 | 14,252 | 12,000 | 8,528 | 6,064 |
| Carpets and Bags (III. O.): | | | | | | | | | | |
| United Kingdom - Lb. | 805,415 | 935,116 | 1,010,807 | 1,278,286 | 1,011,045 | 62,181 | 74,802 | 74,755 | 98,051 | 76,017 |
| Germany - " | 54,148 | 123,692 | 201,896 | 338,344 | 45,994 | 4,665 | 8,545 | 14,943 | 21,768 | 2,426 |
| Italy - " | 204,293 | 51,053 | 196,475 | 233,685 | 235,818 | 15,606 | 4,701 | 14,802 | 18,757 | 17,600 |
| Persia - " | 15,932 | 23,088 | 34,377 | 35,061 | 9,220 | 1,824 | 2,609 | 4,224 | 4,073 | 1,203 |
| Other Countries - " | 40,693 | 32,461 | 32,847 | 94,991 | 152,887 | 3,219 | 3,195 | 2,722 | 6,480 | 5,501 |
| " | 1,120,481 | 1,165,410 | 1,476,402 | 1,980,387 | 1,454,973 | 87,495 | 94,002 | 111,246 | 140,743 | 102,000 |
| Hosiery (III. O.): | | | | | | | | | | |
| United Kingdom - Lb. | 321,808 | 383,195 | 410,063 | 454,577 | 308,740 | 57,482 | 75,027 | 70,323 | 80,038 | 63,444 |
| Germany - " | 31,709 | 36,672 | 38,785 | 50,664 | 9,092 | 5,170 | 7,595 | 6,544 | 9,391 | 2,041 |
| Other Countries - " | 21,925 | 24,142 | 23,117 | 32,089 | 12,722 | 4,444 | 4,730 | 3,697 | 5,988 | 2,234 |
| " | 375,437 | 444,009 | 471,965 | 537,280 | 330,554 | 67,096 | 87,352 | 80,569 | 95,307 | 67,719 |
| Piece Goods (III. O.): | | | | | | | | | | |
| United Kingdom - Yds. | 17,056,336 | 15,492,406 | 13,426,354 | 18,612,213 | 9,208,363 | 1,055,900 | 1,061,146 | 895,557 | 1,165,540 | 658,523 |
| Austria-Hungary - " | 496,161 | 493,104 | 507,640 | 708,771 | 163,890 | 21,121 | 20,285 | 23,232 | 32,547 | 7,743 |
| Belgium - " | 53,513 | 170,581 | 125,314 | 278,317 | 76,530 | 5,059 | 12,629 | 12,581 | 25,483 | 8,274 |
| France - " | 910,552 | 1,241,083 | 1,277,236 | 2,233,744 | 1,429,057 | 49,192 | 67,728 | 74,513 | 140,001 | 84,725 |
| Germany - " | 5,442,175 | 6,316,292 | 4,883,354 | 4,871,312 | 1,418,144 | 283,876 | 351,406 | 261,477 | 245,843 | 84,000 |
| Holland - " | 139,133 | 150,781 | 167,768 | 294,586 | 204,258 | 17,164 | 17,509 | 19,700 | 33,953 | 25,215 |
| Italy - " | 72,637 | 65,870 | 89,231 | 259,613 | 38,636 | 4,024 | 3,851 | 4,546 | 11,827 | 2,131 |
| Other Countries - " | 149,017 | 115,978 | 81,321 | 72,216 | 31,360 | 6,274 | 4,787 | 3,483 | 3,073 | 1,573 |
| " | 24,319,524 | 24,048,095 | 20,558,219 | 27,328,772 | 12,570,297 | 1,442,610 | 1,530,403 | 1,295,119 | 1,684,359 | 872,023 |
| Shawls (III. O.): | | | | | | | | | | |
| United Kingdom - No. | 117,379 | 262,677 | 312,149 | 312,572 | 296,718 | 24,350 | 40,000 | 51,847 | 53,777 | 54,946 |
| Austria-Hungary - " | 145,219 | 88,174 | 95,605 | 93,895 | 10,346 | 12,661 | 10,200 | 11,227 | 13,102 | 2,402 |
| France - " | 6,468 | 13,935 | 31,302 | 44,881 | 5,236 | 1,021 | 1,006 | 2,008 | 5,252 | 289 |
| Germany - " | 904,537 | 1,649,711 | 1,683,964 | 1,594,939 | 237,500 | 158,792 | 280,409 | 254,062 | 294,147 | 40,066 |
| Italy - " | 4,750 | 13,049 | 19,121 | 46,183 | 21,187 | 1,648 | 2,940 | 3,230 | 8,319 | 3,349 |
| Other Countries - " | 12,104 | 5,725 | 21,160 | 8,273 | 4,697 | 1,461 | 556 | 2,521 | 1,516 | 301 |
| " | 1,190,357 | 2,033,271 | 2,163,931 | 2,100,748 | 575,684 | 199,900 | 344,210 | 324,985 | 376,113 | 111,332 |

* Figures prior to 1911-12 relate to the whole of Asiatic Turkey.

Imports of Principal Articles, distinguishing Principal Countries—continued.

| ARTICLES AND COUNTRIES. | QUANTITIES. | | | | | VALUE. | | | | |
|---|-------------|-----------|-----------|-----------|-----------|------------|------------|------------|------------|------------|
| | 1910-11. | 1911-12. | 1912-13. | 1913-14. | 1914-15. | 1910-11. | 1911-12. | 1912-13. | 1913-14. | 1914-15. |
| Textiles—cont. | | | | | | | | | | |
| Wool—cont. | | | | | | | | | | |
| Manufactures—cont. | | | | | | £ | £ | £ | £ | £ |
| Other Sorts (III. O.): | | | | | | | | | | |
| United Kingdom - Lb. | 893,324 | 830,191 | 1,042,920 | 1,082,083 | 514,971 | 47,920 | 53,281 | 64,577 | 63,453 | 32,176 |
| France - - - - - | 103,575 | 117,545 | 191,799 | 175,953 | 64,620 | 3,553 | 3,545 | 5,186 | 5,473 | 2,020 |
| Germany - - - - - | 86,516 | 105,202 | 134,951 | 183,112 | 25,620 | 7,700 | 8,497 | 8,608 | 10,756 | 1,942 |
| Italy - - - - - | 0 | 839 | 1,938 | 86,164 | 10,518 | 0 | 163 | 197 | 6,194 | 906 |
| Other Countries - - - | 46,910 | 34,157 | 26,715 | 48,877 | 24,463 | 2,683 | 2,636 | 2,025 | 3,029 | 903 |
| | 1,070,325 | 1,087,934 | 1,398,323 | 1,526,189 | 640,192 | 61,856 | 68,122 | 80,593 | 88,905 | 37,947 |
| TOTAL, Wool Manu- factures (including Yarn and Knitting Wool) | — | — | — | — | — | 2,013,125 | 2,271,560 | 2,039,022 | 2,568,168 | 1,256,491 |
| TOTAL, Wool and Woolens - - - - - | — | — | — | — | — | 2,120,523 | 2,364,256 | 2,174,029 | 2,701,059 | 1,366,074 |
| TOTAL, Textile Raw Materials - - - - - | — | — | — | — | — | 839,966 | 2,222,393 | 2,813,609 | 1,204,510 | 1,126,649 |
| TOTAL, Yarns and Textile Fabrics - - - - - | — | — | — | — | — | 34,919,393 | 38,444,179 | 45,917,659 | 50,360,048 | 36,191,896 |
| Tobacco: | | | | | | | | | | |
| Unmanufactured (I. J.): | | | | | | | | | | |
| United Kingdom - Lb. | 42,062 | 33,687 | 90,169 | 11,540 | 19,260 | 1,364 | 1,560 | 2,832 | 803 | 1,514 |
| Holland - - - - - | 43,746 | 51,645 | 46,744 | 59,635 | 33,687 | 5,306 | 4,877 | 4,881 | 5,724 | 2,850 |
| United States - - - - | 125,869 | 11,632 | 43,588 | 137,069 | 56,792 | 5,437 | 429 | 1,969 | 5,466 | 2,685 |
| Other Countries - - - | 39,695 | 60,295 | 101,300 | 73,339 | 55,045 | 3,666 | 4,999 | 7,017 | 6,729 | 4,609 |
| | 251,372 | 157,259 | 286,801 | 281,633 | 184,784 | 15,773 | 11,865 | 16,199 | 18,742 | 11,658 |
| Manufactured: | | | | | | | | | | |
| Cigars (I. J.): | | | | | | | | | | |
| United Kingdom - Lb. | 5,720 | 5,184 | 4,709 | 8,213 | 5,505 | 3,774 | 4,038 | 3,432 | 4,304 | 2,993 |
| Holland - - - - - | 29,264 | 41,976 | 38,857 | 40,237 | 34,239 | 7,547 | 11,031 | 9,975 | 10,439 | 8,578 |
| Philippines - - - - - | 14,671 | 14,473 | 15,590 | 16,895 | 18,720 | 3,353 | 3,307 | 3,749 | 4,111 | 4,312 |
| Other Countries - - - | 11,080 | 13,948 | 13,644 | 18,563 | 5,498 | 3,405 | 4,190 | 4,130 | 3,537 | 1,407 |
| | 60,735 | 75,581 | 72,800 | 78,908 | 63,962 | 18,079 | 22,566 | 21,286 | 22,391 | 17,290 |
| Cigarettes (I. J.): | | | | | | | | | | |
| United Kingdom - Lb. | 1,001,727 | 1,325,777 | 1,354,427 | 1,509,248 | 1,366,762 | 208,651 | 302,758 | 312,060 | 351,896 | 342,641 |
| Egypt - - - - - | 59,373 | 71,180 | 71,972 | 65,853 | 62,377 | 26,109 | 32,678 | 35,508 | 33,269 | 30,353 |
| United States - - - - | 38,085 | 9,172 | 16,087 | 9,094 | 4,161 | 3,539 | 1,379 | 1,989 | 2,317 | 759 |
| Other Countries - - - | 13,820 | 8,751 | 8,287 | 6,943 | 6,500 | 4,477 | 3,028 | 2,632 | 2,510 | 1,647 |
| | 1,113,005 | 1,414,830 | 1,450,773 | 1,591,138 | 1,439,800 | 242,776 | 339,843 | 352,189 | 389,992 | 375,400 |
| Other Sorts (I. J.): | | | | | | | | | | |
| United Kingdom - Lb. | 257,577 | 332,073 | 414,295 | 396,756 | 427,310 | 42,820 | 58,661 | 63,806 | 61,974 | 67,545 |
| United States - - - - | 109,552 | 164,676 | 115,524 | 99,905 | 111,204 | 7,413 | 11,181 | 8,259 | 8,091 | 9,013 |
| Straits Settlements - - | 6,218 | 3,782 | 3,817 | 2,506 | 3,013 | 266 | 196 | 207 | 156 | 229 |
| Other Countries - - - | 4,611 | 6,682 | 8,108 | 6,844 | 9,442 | 485 | 553 | 650 | 577 | 622 |
| | 377,958 | 557,193 | 541,744 | 506,011 | 550,969 | 50,984 | 70,591 | 72,922 | 70,798 | 77,409 |
| TOTAL, Tobacco - - - | 1,803,070 | 2,204,863 | 2,352,118 | 2,457,690 | 2,219,515 | 327,612 | 444,865 | 462,596 | 501,923 | 481,757 |
| *Toilet Requisites not specified elsewhere (III. P.): | | | | | | | | | | |
| United Kingdom - - - | — | — | — | — | — | — | — | 66,119 | 71,847 | 58,921 |
| Austria-Hungary - - - | — | — | — | — | — | — | — | 4,414 | 5,868 | 1,734 |
| Germany - - - - - | — | — | — | — | — | — | — | 18,767 | 20,245 | 6,318 |
| Italy - - - - - | — | — | — | — | — | — | — | 8,563 | 11,831 | 7,253 |
| United States - - - - | — | — | — | — | — | — | — | 13,468 | 16,147 | 13,306 |
| Japan - - - - - | — | — | — | — | — | — | — | 6,734 | 10,671 | 12,073 |
| Other Countries - - - | — | — | — | — | — | — | — | 8,165 | 10,273 | 8,022 |
| | — | — | — | — | — | — | — | 126,230 | 146,882 | 107,627 |
| Toys and Requisites for Games and Sports, including Fishing Tackle: | | | | | | | | | | |
| *Toys (III. P.): | | | | | | | | | | |
| United Kingdom - - - | — | — | — | — | — | — | — | 46,166 | 41,021 | 24,846 |
| Austria-Hungary - - - | — | — | — | — | — | — | — | 14,495 | 20,531 | 4,361 |
| Germany - - - - - | — | — | — | — | — | — | — | 67,910 | 70,490 | 18,143 |
| Japan - - - - - | — | — | — | — | — | — | — | 20,672 | 33,497 | 20,009 |
| Other Countries - - - | — | — | — | — | — | — | — | 11,998 | 12,447 | 6,893 |
| | — | — | — | — | — | — | — | 161,241 | 177,986 | 74,252 |
| Requisites for Games and Sports (excluding Firearms, &c.): | | | | | | | | | | |
| *Playing cards (III. P.): | | | | | | | | | | |
| Austria-Hungary - - - | — | — | — | — | — | — | — | 6,097 | 8,852 | 2,065 |
| Belgium - - - - - | — | — | — | — | — | — | — | 13,746 | 10,904 | 5,851 |
| United States - - - - | — | — | — | — | — | — | — | 9,896 | 10,837 | 9,300 |
| Other Countries - - - | — | — | — | — | — | — | — | 9,947 | 11,362 | 5,859 |
| | — | — | — | — | — | — | — | 30,686 | 41,955 | 23,075 |

* Separately recorded from April 1912.

Imports of Principal Articles, distinguishing Principal Countries—continued.

| ARTICLES AND COUNTRIES. | QUANTITIES. | | | | | VALUE. | | | | |
|--|-------------|-----------|-----------|-----------|-----------|----------|----------|----------|----------|----------|
| | 1910-11. | 1911-12. | 1912-13. | 1913-14. | 1914-15. | 1910-11. | 1911-12. | 1912-13. | 1913-14. | 1914-15. |
| Toys and Requisites for Games and Sports, including Fishing Tackle—cont. | | | | | | | | | | |
| Requisites for Games and Sports (excluding Firearms, &c.)—cont. | | | | | | | | | | |
| *Other Sorts (III. P.): | | | | | | £ | £ | £ | £ | £ |
| United Kingdom - - - | — | — | — | — | — | — | — | 71,409 | 67,937 | 55,783 |
| Other Countries - - - | — | — | — | — | — | — | — | 7,031 | 6,533 | 2,890 |
| Total, Toys and Requisites for Games and Sports (including Fishing Tackle): | — | — | — | — | — | — | — | 78,490 | 74,510 | 58,673 |
| United Kingdom - - - | — | — | — | — | — | 109,047 | 116,544 | 120,837 | 119,375 | 83,312 |
| Austria-Hungary - - - | — | — | — | — | — | 22,100 | 17,793 | 21,417 | 20,992 | 6,402 |
| Belgium - - - - - | — | — | — | — | — | 14,555 | 15,918 | 15,433 | 12,836 | 6,546 |
| Germany - - - - - | — | — | — | — | — | 74,116 | 74,881 | 74,704 | 77,332 | 20,630 |
| United States - - - | — | — | — | — | — | 11,837 | 16,295 | 14,360 | 15,011 | 12,043 |
| Japan - - - - - | — | — | — | — | — | 17,181 | 21,610 | 21,043 | 34,138 | 20,387 |
| Other Countries - - - | — | — | — | — | — | 9,259 | 8,823 | 11,574 | 12,817 | 5,749 |
| Umbrellas and Umbrella Fittings: | | | | | | 258,085 | 271,863 | 270,417 | 294,451 | 155,000 |
| Umbrellas, complete, including Parasols and Sunshades (III. P.): | | | | | | | | | | |
| United Kingdom - No. | 795,059 | 1,057,461 | 1,218,146 | 1,561,532 | 1,171,959 | 67,516 | 86,831 | 102,160 | 125,884 | 101,520 |
| France - - - - - | 33,383 | 49,228 | 49,142 | 57,835 | 47,992 | 4,344 | 6,030 | 5,960 | 6,400 | 6,361 |
| Other Countries - - - | 422,020 | 275,770 | 239,202 | 348,193 | 158,492 | 11,039 | 8,473 | 9,332 | 10,632 | 4,564 |
| | 1,250,462 | 1,382,459 | 1,556,490 | 1,967,560 | 1,378,443 | 82,899 | 101,333 | 117,378 | 142,916 | 112,445 |
| Umbrella Fittings (III. P.): | | | | | | | | | | |
| United Kingdom - - - | — | — | — | — | — | 91,469 | 72,632 | 82,368 | 76,138 | 60,637 |
| Belgium - - - - - | — | — | — | — | — | 14,877 | 13,574 | 14,191 | 24,197 | 7,209 |
| Germany - - - - - | — | — | — | — | — | 50,198 | 49,425 | 47,439 | 61,651 | 30,583 |
| Japan - - - - - | — | — | — | — | — | 26,586 | 35,049 | 28,310 | 44,063 | 20,020 |
| Other Countries - - - | — | — | — | — | — | 1,618 | 1,033 | 3,555 | 4,000 | 2,233 |
| | — | — | — | — | — | 184,688 | 171,713 | 175,777 | 210,000 | 120,891 |
| TOTAL, Umbrellas and Umbrella fittings | — | — | — | — | — | 267,587 | 273,046 | 293,146 | 353,086 | 230,270 |
| Wax of all kinds other than Paraffin Wax (excluding Candles) (II. G.): | | | | | | | | | | |
| Japan - - - - - Cwt. | 97 | 0 | 2,246 | 2,173 | 1,639 | 209 | 0 | 5,304 | 4,409 | 3,862 |
| Other Countries - - - | 411 | 680 | 1,109 | 2,428 | 1,926 | 894 | 1,622 | 3,026 | 6,708 | 3,030 |
| | 508 | 680 | 3,355 | 4,599 | 3,625 | 1,103 | 1,622 | 8,330 | 11,202 | 7,891 |
| Wood and Timber: | | | | | | | | | | |
| Timber other than Railway Sleepers: | | | | | | | | | | |
| *Deal and Pinewood (II. I.): | | | | | | | | | | |
| United Kingdom Cub. Tons | — | — | 1,077 | 4,248 | 3,255 | — | — | 7,299 | 30,252 | 23,920 |
| Austria-Hungary - - - | — | — | 3,373 | 6,308 | 1,675 | — | — | 13,528 | 27,538 | 7,339 |
| Norway - - - - - | — | — | 602 | 2,473 | 1,831 | — | — | 3,176 | 14,840 | 11,007 |
| Sweden - - - - - | — | — | 407 | 1,439 | 609 | — | — | 2,142 | 8,164 | 3,872 |
| United States - - - | — | — | 11,695 | 20,927 | 1,532 | — | — | 44,154 | 77,043 | 5,821 |
| Other Countries - - - | — | — | 858 | 429 | 5,228 | — | — | 4,346 | 2,122 | 7,946 |
| | — | — | 18,012 | 35,819 | 14,240 | — | — | 74,643 | 160,554 | 60,505 |
| *Jarrah Wood (II. I.): | | | | | | | | | | |
| Java - - - - - Cub. Tons | — | — | 44 | 1,232 | 0 | — | — | 228 | 6,404 | 0 |
| Australia - - - - - | — | — | 4,963 | 6,870 | 7,404 | — | — | 27,538 | 33,810 | 38,184 |
| Other Countries - - - | — | — | 854 | 0 | 30 | — | — | 5,948 | 0 | 268 |
| | — | — | 5,861 | 8,102 | 7,434 | — | — | 33,712 | 40,214 | 38,452 |
| Teak Wood (II. I.): | | | | | | | | | | |
| Java - - - - - Cub. Tons | 5,386 | 3,595 | 3,299 | 2,516 | 4,559 | 29,088 | 22,404 | 21,657 | 19,551 | 37,817 |
| Siam - - - - - | 48,234 | 37,534 | 24,332 | 15,837 | 22,631 | 238,470 | 232,122 | 164,314 | 141,175 | 218,394 |
| Straits Settlements - - | 0 | 179 | 890 | 224 | 220 | 0 | 1,274 | 5,639 | 1,844 | 1,056 |
| Other Countries - - - | 621 | 0 | 17 | 53 | 67 | 3,957 | 4 | 105 | 691 | 963 |
| | 54,291 | 41,308 | 28,538 | 18,660 | 27,477 | 321,515 | 255,804 | 191,715 | 163,251 | 259,140 |
| Other Timber (II. I.): | | | | | | | | | | |
| United Kingdom Cub. Tons | 3,987 | 4,082 | 2,050 | 1,451 | 425 | 25,201 | 22,462 | 11,354 | 8,481 | 2,888 |
| Austria-Hungary - - - | 3,864 | 4,947 | 204 | 139 | 60 | 15,930 | 19,912 | 856 | 581 | 302 |
| Norway - - - - - | 1,931 | 2,859 | 1,087 | 0 | 17 | 11,069 | 15,934 | 5,917 | 0 | 147 |
| Sweden - - - - - | 943 | 1,252 | 25 | 0 | 1 | 5,340 | 7,119 | 142 | 0 | 1 |
| United States - - - | 11,752 | 6,450 | 398 | 499 | 874 | 31,168 | 17,238 | 1,066 | 902 | 2,784 |
| Ceylon - - - - - | 5,315 | 4,280 | 5,161 | 5,842 | 4,124 | 10,673 | 10,257 | 10,952 | 12,768 | 9,801 |
| Siam - - - - - | 567 | 1,603 | 1,802 | 2,370 | 3,313 | 2,234 | 7,241 | 8,037 | 13,184 | 21,857 |
| Straits Settlements - - | 11,369 | 11,953 | 10,725 | 18,400 | 14,671 | 33,081 | 41,204 | 36,145 | 72,165 | 57,507 |
| Australia - - - - - | 11,649 | 11,078 | 223 | 1,935 | 664 | 61,756 | 55,673 | 1,451 | 12,841 | 3,902 |
| Japan - - - - - | 45 | 523 | 208 | 390 | 1,653 | 74 | 2,144 | 1,065 | 1,046 | 7,539 |
| Other Countries - - - | 1,112 | 2,038 | 2,308 | 2,561 | 1,747 | 4,009 | 6,366 | 6,994 | 10,968 | 9,342 |
| | 52,534 | 51,065 | 24,191 | 33,567 | 27,549 | 205,585 | 205,820 | 84,579 | 133,534 | 116,250 |
| TOTAL, Timber other than Railway Sleepers | 106,825 | 92,373 | 76,602 | 96,148 | 76,700 | 527,100 | 461,424 | 384,649 | 497,553 | 474,347 |

* Separately recorded from April 1912.

Imports of Principal Articles, distinguishing Principal Countries—concluded.

| ARTICLES AND COUNTRIES. | QUANTITIES. | | | | | VALUE. | | | | |
|---|-------------|----------|----------|----------|----------|------------|------------|-------------|-------------|------------|
| | 1910-11. | 1911-12. | 1912-13. | 1913-14. | 1914-15. | 1910-11. | 1911-12. | 1912-13. | 1913-14. | 1914-15. |
| Wood and Timber—cont. | | | | | | £ | £ | £ | £ | £ |
| Wood: | | | | | | | | | | |
| Firewood (II. I.) - - Tons | 1,063 | 1,307 | 732 | 1,532 | 1,015 | 1,137 | 1,262 | 657 | 1,442 | 939 |
| Ornamental: | | | | | | | | | | |
| Ebony (II. I.) - - - | — | — | — | — | — | 39 | 2 | 19 | 68 | 87 |
| Sandal (II. I.): | | | | | | | | | | |
| Australia - - - - | — | — | — | — | — | 3,221 | 4,678 | 5,208 | 9,478 | 5,110 |
| Other Countries - - - | — | — | — | — | — | 3,355 | 3,448 | 6,499 | 4,098 | 3,262 |
| | — | — | — | — | — | 6,576 | 8,126 | 11,707 | 13,576 | 8,372 |
| Other Kinds (II. I.) - - | — | — | — | — | — | 1,453 | 1,144 | 1,386 | 2,951 | 2,534 |
| TOTAL, Ornamental Wood | — | — | — | — | — | 8,068 | 9,272 | 13,112 | 16,595 | 10,993 |
| Manufactures of Wood, other than Furniture and Cabinet Ware (III. G.): | | | | | | | | | | |
| United Kingdom - - - | — | — | — | — | — | 20,655 | 24,673 | 25,164 | 34,459 | 38,554 |
| Germany - - - - - | — | — | — | — | — | 5,664 | 4,154 | 4,524 | 4,959 | 3,308 |
| United States - - - - | — | — | — | — | — | 8,838 | 4,767 | 2,844 | 5,189 | 6,554 |
| Japan - - - - - | — | — | — | — | — | 4,226 | 4,831 | 3,635 | 7,303 | 8,292 |
| Other Countries - - - | — | — | — | — | — | 13,717 | 14,445 | 12,477 | 12,372 | 7,469 |
| | — | — | — | — | — | 53,100 | 52,870 | 48,644 | 64,282 | 64,177 |
| TOTAL, Wood and Timber | — | — | — | — | — | 589,405 | 524,828 | 447,062 | 579,872 | 550,456 |
| Articles imported by Post (IV.): | | | | | | | | | | |
| United Kingdom - - - | — | — | — | — | — | 508,697 | 710,329 | 720,955 | 843,643 | 700,665 |
| Austria-Hungary - - - | — | — | — | — | — | 62 | 7,191 | 401 | 650 | 1,763 |
| Belgium - - - - - | — | — | — | — | — | 75 | 99 | 15,938 | 211,565 | 111,153 |
| France - - - - - | — | — | — | — | — | 88,399 | 106,853 | 124,317 | 175,189 | 117,451 |
| Germany - - - - - | — | — | — | — | — | 4,477 | 8,936 | 15,762 | 15,558 | 9,157 |
| Italy - - - - - | — | — | — | — | — | 115,189 | 118,089 | 152,716 | 161,669 | 110,339 |
| Switzerland - - - - - | — | — | — | — | — | 525 | 2,593 | 3,321 | 7,507 | 1,842 |
| Egypt - - - - - | — | — | — | — | — | 47,440 | 34,413 | 41,543 | 37,869 | 32,557 |
| Aden - - - - - | — | — | — | — | — | 36,373 | 47,405 | 82,563 | 56,621 | 60,556 |
| Ceylon - - - - - | — | — | — | — | — | 37,111 | 37,353 | 32,355 | 43,894 | 34,722 |
| China, Hong-Kong - - - | — | — | — | — | — | 7,774 | 16,092 | 14,744 | 10,217 | 7,666 |
| Japan - - - - - | — | — | — | — | — | 3,078 | 8,597 | 15,414 | 18,789 | 15,366 |
| Straits Settlements - - | — | — | — | — | — | 20,545 | 21,980 | 20,344 | 26,284 | 18,055 |
| Other Countries - - - | — | — | — | — | — | 13,260 | 17,151 | 13,827 | 16,080 | 15,097 |
| | — | — | — | — | — | 883,005 | 1,137,081 | 1,254,240 | 1,625,485 | 1,236,389 |
| All other Articles of Merchandise: | | | | | | | | | | |
| Unmanufactured (II. D.) - | — | — | — | — | — | 24,360 | 24,805 | 23,832 | 21,449 | 21,274 |
| Manufactured (III. P.) - | — | — | — | — | — | 502,557 | 549,468 | 183,649 | 178,936 | 120,055 |
| GRAND TOTAL OF MERCHANDISE IMPORTED (EXCLUSIVE OF GOVERNMENT STORES) | — | — | — | — | — | 86,236,011 | 92,383,255 | 107,832,470 | 122,165,288 | 91,952,644 |

EXPORTS OF PRINCIPAL ARTICLES OF FOREIGN MERCHANDISE (RE-EXPORTS), DISTINGUISHING
PRINCIPAL COUNTRIES TO WHICH EXPORTED.

| ARTICLES AND COUNTRIES. | QUANTITIES. | | | | | VALUE. | | | | |
|--|-------------|----------|----------|----------|----------|----------|----------|----------|----------|----------|
| | 1910-11. | 1911-12. | 1912-13. | 1913-14. | 1914-15. | 1910-11. | 1911-12. | 1912-13. | 1913-14. | 1914-15. |
| | | | | | | £ | £ | £ | £ | £ |
| Animals, living (IV.) - No. | 121 | 121 | 157 | 46 | 56 | 5,330 | 7,240 | 6,351 | 2,056 | 2,356 |
| Apparel (including Drapery, Uniforms, Accoutrements, but excluding Hosiery and Boots and Shoes) (III. A.): | | | | | | | | | | |
| United Kingdom - | — | — | — | — | — | 39,579 | 33,441 | 31,715 | 40,243 | 60,070 |
| East African Protectorate - | — | — | — | — | — | 3,382 | 5,028 | 3,001 | 2,308 | 1,886 |
| Natal - | — | — | — | — | — | 2,471 | 1,815 | 1,314 | 891 | 700 |
| Aden - | — | — | — | — | — | 4,127 | 5,661 | 1,179 | 483 | 733 |
| Bahrein Islands - | — | — | — | — | — | 5,771 | 10,521 | 4,330 | 1,998 | 708 |
| Ceylon - | — | — | — | — | — | 5,375 | 5,609 | 4,064 | 2,853 | 1,730 |
| Muscat Territory and Trucial Oman - | — | — | — | — | — | 5,715 | 6,927 | 2,241 | 687 | 398 |
| Other States in Arabia - | — | — | — | — | — | 3,110 | 10,944 | 2,071 | 4,410 | 3,037 |
| Persia - | — | — | — | — | — | 20,405 | 25,530 | 7,522 | 6,780 | 3,444 |
| Straits Settlements - | — | — | — | — | — | 6,923 | 7,222 | 2,123 | 2,387 | 1,225 |
| Turkey, Asiatic: Persian Gulf* - | — | — | — | — | — | 3,375 | 7,855 | 6,040 | 6,617 | 4,502 |
| Other Countries - | — | — | — | — | — | 23,040 | 25,705 | 10,016 | 9,739 | 7,360 |
| | — | — | — | — | — | 123,273 | 146,258 | 77,416 | 79,446 | 85,042 |
| Arms, Ammunition, and Military Stores: | | | | | | | | | | |
| Firearms and parts thereof (III. B.): | | | | | | | | | | |
| United Kingdom - | — | — | — | — | — | 5,498 | 5,548 | 5,558 | 5,352 | 4,200 |
| Other Countries - | — | — | — | — | — | 982 | 691 | 630 | 544 | 761 |
| | — | — | — | — | — | 6,418 | 6,239 | 6,188 | 5,896 | 5,071 |
| Other Sorts (III. B.) - | — | — | — | — | — | 658 | 1,201 | 476 | 10,704 | 760 |
| TOTAL, Arms, &c. - | — | — | — | — | — | 7,076 | 7,580 | 6,664 | 16,600 | 5,840 |
| Art, Works of (other than Pictures) (III. P.): | | | | | | | | | | |
| United Kingdom - | — | — | — | — | — | 4,062 | 5,640 | 2,411 | 1,053 | 371 |
| Other Countries - | — | — | — | — | — | 1,116 | 2,469 | 2,208 | 493 | 191 |
| | — | — | — | — | — | 6,078 | 8,108 | 4,700 | 2,146 | 562 |
| Books, Printed, and Printed Matter (not being Stationery) including Maps and Charts (III. P.): | | | | | | | | | | |
| United Kingdom - Cwt. | 933 | 756 | 989 | 885 | 723 | 11,061 | 9,581 | 10,035 | 10,215 | 7,388 |
| Other Countries - " | 700 | 745 | 627 | 648 | 507 | 4,830 | 7,184 | 7,826 | 6,823 | 4,505 |
| | 1,633 | 1,501 | 1,616 | 1,533 | 1,230 | 15,891 | 16,715 | 17,861 | 17,038 | 11,893 |
| Boots and Shoes (III. A.): | | | | | | | | | | |
| Egypt - Pairs | 300 | 4,785 | 14,868 | 84,955 | 3,404 | 67 | 527 | 2,589 | 27,116 | 1,145 |
| Other Countries - " | 8,461 | 7,893 | 11,180 | 15,961 | 10,605 | 1,740 | 1,077 | 2,448 | 4,001 | 3,048 |
| | 8,761 | 12,678 | 26,048 | 100,916 | 14,009 | 1,807 | 2,204 | 6,037 | 31,117 | 4,193 |
| Carriages and Carts (excluding Railway Carriages), and parts thereof (III. C.): | | | | | | | | | | |
| United Kingdom - | — | — | — | — | — | 20,276 | 32,615 | 40,844 | 32,833 | 28,078 |
| Ceylon - | — | — | — | — | — | 7,823 | 10,464 | 11,208 | 11,921 | 6,904 |
| Other Countries - | — | — | — | — | — | 7,536 | 11,023 | 9,502 | 11,927 | 6,834 |
| | — | — | — | — | — | 35,645 | 54,042 | 61,554 | 56,681 | 42,411 |
| Chemicals and Chemical Preparations (excluding Chemical Manures and Medicines) (III. D.): | | | | | | | | | | |
| | — | — | — | — | — | 7,547 | 6,478 | 10,143 | 9,982 | 9,055 |
| Chinese and Japanese-ware (including Lacquered-ware, but excluding Earthenware and Porcelain) (III. H.): | | | | | | | | | | |
| | — | — | — | — | — | 2,467 | 2,542 | 5,633 | 2,052 | 1,736 |
| Clock and Watches (III. E.): | | | | | | | | | | |
| Austria-Hungary - No. | 0 | 1,530 | 477 | 38 | 0 | 0 | 5,255 | 517 | 33 | 0 |
| Other Countries - " | 2,212 | 6,095 | 5,137 | 6,735 | 1,844 | 1,442 | 2,644 | 2,897 | 3,064 | 1,609 |
| | 2,212 | 7,625 | 5,614 | 6,773 | 1,844 | 1,442 | 7,899 | 3,414 | 3,097 | 1,609 |
| Coffee (I. I.) - Cwt. | 981 | 1,277 | 1,178 | 1,370 | 4,925 | 2,382 | 3,652 | 4,526 | 4,654 | 14,630 |

* Figures prior to 1911-12 relate to the whole of Asiatic Turkey.

Exports of Principal Articles of Foreign Merchandise (Re-exports), distinguishing
Principal Countries to which Exported—continued.

| ARTICLES AND COUNTRIES. | QUANTITIES. | | | | | VALUE. | | | | |
|--|-------------|----------|----------|----------|----------|----------|----------|----------|----------|----------|
| | 1910-11. | 1911-12. | 1912-13. | 1913-14. | 1914-15. | 1910-11. | 1911-12. | 1912-13. | 1913-14. | 1914-15. |
| Coral (IV.): | | | | | | £ | £ | £ | £ | £ |
| Straits Settlements - Lb. | 3,690 | 1,515 | 1,568 | 1,615 | 447 | 5,233 | 1,143 | 2,554 | 1,133 | 515 |
| Other Countries - " | 3,054 | 4,211 | 425 | 594 | 355 | 973 | 1,300 | 91 | 220 | 100 |
| " | 6,744 | 5,726 | 1,993 | 2,209 | 802 | 6,206 | 2,443 | 2,645 | 1,353 | 615 |
| *Cutlery (III. F.) | — | — | — | — | — | — | — | 20,819 | 20,613 | 9,277 |
| Drugs and Medicines (excluding Chemicals and Narcotics): | | | | | | | | | | |
| Asafetida (III. D.): | | | | | | | | | | |
| United Kingdom - Cwt. | 938 | 223 | 77 | 0 | 0 | 6,017 | 628 | 515 | 0 | 0 |
| Other Countries - " | 1,739 | 1,183 | 2,163 | 1,211 | 723 | 6,732 | 3,593 | 8,821 | 2,923 | 1,599 |
| " | 2,677 | 1,406 | 2,240 | 1,211 | 723 | 12,749 | 4,221 | 9,336 | 2,923 | 1,599 |
| Cassia Lígnea (III. D.): | | | | | | | | | | |
| Turkey, Asiatic; Persian Gulf - Cwt. | 3,501 | 968 | 658 | 4,052 | 690 | 7,000 | 1,998 | 1,287 | 7,728 | 1,200 |
| Other Countries - " | 3,082 | 3,101 | 2,638 | 3,379 | 2,782 | 6,645 | 6,530 | 5,324 | 6,748 | 5,054 |
| " | 6,583 | 4,069 | 3,296 | 7,431 | 3,472 | 13,645 | 8,528 | 6,611 | 14,476 | 6,254 |
| Other Sorts (III. D.) | — | — | — | — | — | 18,723 | 26,526 | 17,409 | 17,408 | 13,437 |
| TOTAL, Drugs and Medicines | — | — | — | — | — | 45,117 | 39,275 | 33,356 | 34,807 | 21,290 |
| Dyeing and Tanning Substances: | | | | | | | | | | |
| Alizarine and Aniline Dyes (III. F.) - Lb. | 151,373 | 158,836 | 140,244 | 118,034 | 51,164 | 10,046 | 10,218 | 9,307 | 7,489 | 3,851 |
| Other Sorts (III. F.) | — | — | — | — | — | 10,455 | 11,080 | 9,702 | 13,562 | 5,565 |
| TOTAL, Dyeing and Tanning Substances | — | — | — | — | — | 20,501 | 21,298 | 19,009 | 21,051 | 9,416 |
| Earthenware and Porcelain (excluding Pipes of Earthenware) (III. H.): | | | | | | | | | | |
| United Kingdom - " | — | — | — | — | — | 3,077 | 4,478 | 2,961 | 5,370 | 2,029 |
| Persia - " | — | — | — | — | — | 2,981 | 5,831 | 3,473 | 3,397 | 2,765 |
| Other Countries - " | — | — | — | — | — | 9,842 | 12,754 | 13,613 | 9,970 | 5,649 |
| " | — | — | — | — | — | 15,900 | 23,063 | 20,047 | 18,737 | 10,443 |
| *Electroplated Ware (III. E.) | — | — | — | — | — | — | — | 4,365 | 4,505 | 3,010 |
| Fish (excluding Canned Fish): | | | | | | | | | | |
| Fishmaws and Sharkfins (I. A.): | | | | | | | | | | |
| United Kingdom - Cwt. | 1,081 | 1,465 | 1,426 | 1,184 | 1,066 | 13,933 | 17,876 | 19,071 | 14,668 | 13,948 |
| China, Hong-Kong - " | 3,101 | 4,923 | 5,668 | 4,857 | 3,183 | 22,149 | 35,475 | 40,807 | 33,858 | 21,836 |
| Other Countries - " | 622 | 80 | 632 | 134 | 114 | 4,956 | 627 | 4,806 | 1,072 | 960 |
| " | 4,804 | 6,468 | 7,726 | 6,175 | 4,383 | 41,038 | 53,978 | 64,684 | 49,593 | 36,744 |
| Other Sorts (I. A.) | 1,706 | 830 | 433 | 777 | 696 | 1,692 | 611 | 414 | 657 | 1,027 |
| TOTAL, Fish | 6,510 | 7,298 | 8,159 | 6,952 | 5,079 | 42,730 | 54,589 | 65,098 | 50,255 | 37,771 |
| Fruits and Vegetables: | | | | | | | | | | |
| Fresh Fruits and Vegetables (I. B.) | — | — | — | — | — | 11 | 0 | 44 | 34 | 475 |
| Fruits and Vegetables (dried, salted or preserved): | | | | | | | | | | |
| Dates (I. B.): | | | | | | | | | | |
| Straits Settlements - Cwt. | 20,317 | 20,113 | 10,768 | 19,600 | 13,416 | 9,553 | 10,227 | 5,524 | 11,912 | 6,932 |
| Other Countries - " | 18,398 | 17,177 | 21,764 | 17,296 | 13,550 | 8,848 | 8,819 | 10,303 | 8,481 | 7,827 |
| " | 38,715 | 37,290 | 32,532 | 36,896 | 26,966 | 18,401 | 19,046 | 15,827 | 20,393 | 14,259 |
| Other Sorts (I. B.): | | | | | | | | | | |
| United Kingdom - Cwt. | 11,262 | 23,650 | 5,698 | 1,335 | 19,156 | 21,438 | 50,147 | 11,860 | 3,356 | 45,448 |
| France - " | 3,309 | 1,032 | 263 | 2,641 | 115 | 5,232 | 2,432 | 672 | 8,068 | 383 |
| Germany - " | 81 | 6,027 | 5,109 | 2,104 | 31 | 139 | 12,359 | 11,463 | 7,947 | 84 |
| Egypt - " | 5,407 | 4,935 | 4,522 | 3,200 | 1,018 | 7,654 | 8,777 | 7,978 | 5,047 | 1,951 |
| China, Hong-Kong - " | 11,171 | 7,760 | 17,854 | 9,458 | 7,439 | 13,779 | 11,057 | 21,292 | 12,094 | 10,062 |
| Straits Settlements - " | 5,139 | 3,848 | 4,937 | 5,762 | 3,917 | 7,081 | 5,820 | 7,462 | 8,907 | 6,668 |
| Other Countries - " | 5,744 | 6,598 | 9,460 | 6,654 | 4,071 | 8,870 | 11,092 | 16,232 | 12,546 | 7,240 |
| " | 42,173 | 53,850 | 47,843 | 31,154 | 35,747 | 64,193 | 101,684 | 76,959 | 57,665 | 71,836 |
| TOTAL, Fruits and Vegetables | — | — | — | — | — | 82,805 | 120,730 | 92,830 | 78,092 | 86,570 |

* Separately recorded from April 1912.

† Figures prior to 1911-12 relate to the whole of Asiatic Turkey.

Exports of Principal Articles of Foreign Merchandise (Re-exports), distinguishing Principal Countries to which Exported—continued.

| ARTICLES AND COUNTRIES: | QUANTITIES. | | | | | VALUE. | | | | |
|---|-------------|----------|----------|----------|----------|----------|----------|----------|----------|----------|
| | 1910-11. | 1911-12. | 1912-13. | 1913-14. | 1914-15. | 1910-11. | 1911-12. | 1912-13. | 1913-14. | 1914-15. |
| Furniture and Cabinet-ware (III. G.): | | | | | | £ | £ | £ | £ | £ |
| United Kingdom | — | — | — | — | — | 4,417 | 4,603 | 4,377 | 5,840 | 4,263 |
| Other Countries | — | — | — | — | — | 3,587 | 3,614 | 4,748 | 4,615 | 3,291 |
| | | | | | | 8,004 | 7,217 | 9,125 | 10,454 | 7,554 |
| Glass and Glassware (III. H.): | | | | | | | | | | |
| Persia | — | — | — | — | — | 3,932 | 5,697 | 6,105 | 7,411 | 3,665 |
| Turkey, Asiatic: Persian Gulf* | — | — | — | — | — | 2,948 | 2,208 | 5,410 | 3,187 | 1,200 |
| Other Countries | — | — | — | — | — | 17,289 | 17,903 | 21,202 | 20,022 | 11,071 |
| | | | | | | 24,169 | 25,808 | 32,720 | 31,220 | 16,020 |
| Grain, Pulse, and Flour (I. C.): | | | | | | | | | | |
| Africa, East, Portuguese | Cwt. 13,850 | 2,718 | 409 | 12,306 | 13,293 | 6,431 | 1,206 | 222 | 7,110 | 7,333 |
| Persia | 3,411 | 1,668 | 85 | 3,755 | 14,264 | 1,076 | 974 | 67 | 2,059 | 8,310 |
| Other Countries | 3,582 | 1,674 | 185 | 7,964 | 10,917 | 1,576 | 606 | 82 | 3,713 | 5,007 |
| | | | | | | 20,843 | 6,050 | 679 | 24,025 | 38,474 |
| | | | | | | 9,983 | 2,066 | 371 | 12,882 | 20,800 |
| Gums and Resins: | | | | | | | | | | |
| Arabic (II. B.): | | | | | | | | | | |
| Belgium | Cwt. 0 | 5,146 | 6,265 | 7,348 | 4,211 | 0 | 8,040 | 8,144 | 8,407 | 4,041 |
| France | 1,503 | 1,003 | 3,805 | 4,646 | 3,050 | 1,897 | 1,478 | 4,853 | 5,223 | 3,755 |
| Germany | 200 | 1,054 | 5,305 | 3,387 | 953 | 267 | 1,820 | 7,046 | 4,324 | 978 |
| Other Countries | 707 | 1,812 | 3,259 | 3,386 | 2,997 | 998 | 3,466 | 5,706 | 4,605 | 3,410 |
| | | | | | | 2,410 | 9,015 | 18,634 | 18,767 | 11,211 |
| | | | | | | 3,182 | 14,004 | 25,749 | 22,739 | 13,084 |
| Benjamin (II. B.) | Cwt. 966 | 1,201 | 1,056 | 868 | 568 | 2,319 | 3,182 | 2,812 | 2,324 | 1,572 |
| Oilbanum and Frankincense (II. B.): | | | | | | | | | | |
| United Kingdom | Cwt. 2,620 | 1,632 | 4,177 | 1,111 | 3,014 | 3,719 | 2,586 | 8,750 | 1,206 | 3,769 |
| Austria-Hungary | 13,409 | 11,599 | 8,917 | 14,458 | 3,731 | 15,364 | 14,944 | 10,128 | 14,780 | 3,937 |
| Germany | 9,402 | 6,128 | 4,336 | 6,154 | 2,762 | 14,170 | 10,955 | 6,461 | 9,819 | 4,204 |
| Russia | 9,488 | 4,191 | 5,101 | 7,383 | 3,361 | 15,672 | 7,338 | 10,307 | 12,400 | 5,704 |
| China, Hong-Kong | 1,162 | 1,766 | 5,470 | 9,039 | 5,423 | 1,052 | 2,406 | 5,910 | 8,921 | 5,120 |
| Other Countries | 3,860 | 3,995 | 5,974 | 6,424 | 3,415 | 4,053 | 4,461 | 6,610 | 7,018 | 3,063 |
| | | | | | | 39,941 | 29,311 | 33,975 | 44,589 | 21,706 |
| | | | | | | 54,090 | 42,750 | 48,181 | 64,003 | 20,001 |
| Rosin (II. B.) | Cwt. 683 | 900 | 1,253 | 1,329 | 614 | 369 | 583 | 905 | 856 | 380 |
| Other Sorts (II. B.) | 8,261 | 3,410 | 2,689 | 5,502 | 6,904 | 10,955 | 4,241 | 3,518 | 7,088 | 9,778 |
| TOTAL, Gums and Resins | | | | | | 52,261 | 43,837 | 57,907 | 71,035 | 41,003 |
| | | | | | | 70,835 | 65,310 | 81,165 | 87,860 | 51,505 |
| Hardware (excluding Cutlery and Electroplated Ware) (III. E.): | | | | | | | | | | |
| United Kingdom | — | — | — | — | — | 17,116 | 16,816 | 11,575 | 17,004 | 19,951 |
| Germany | — | — | — | — | — | 4,196 | 7,257 | 8,668 | 8,707 | 4,514 |
| Africa, East, German | — | — | — | — | — | 7,603 | 7,784 | 4,227 | 2,371 | 578 |
| Portuguese | — | — | — | — | — | 5,298 | 4,351 | 2,315 | 2,412 | 987 |
| East African Protectorate | — | — | — | — | — | 5,966 | 6,207 | 5,653 | 6,109 | 3,427 |
| Bahrain Islands | — | — | — | — | — | 3,076 | 3,950 | 5,437 | 3,214 | 1,004 |
| Muscat Territory and Trucial Oman | — | — | — | — | — | 3,192 | 3,063 | 3,587 | 2,721 | 1,250 |
| Other States in Arabia | — | — | — | — | — | 242 | 3,163 | 5,095 | 3,700 | 2,212 |
| Persia | — | — | — | — | — | 11,580 | 13,580 | 9,585 | 10,020 | 10,054 |
| Turkey, Asiatic: Persian Gulf* | — | — | — | — | — | 11,842 | 13,883 | 9,240 | 9,776 | 4,426 |
| Other Countries | — | — | — | — | — | 26,912 | 27,004 | 26,072 | 27,823 | 10,436 |
| | | | | | | 97,023 | 107,168 | 91,464 | 94,607 | 69,106 |
| Horns, Tips, and Pieces of Horn, and Hornmeal (II. J.): | | | | | | | | | | |
| China, Hong-Kong | Cwt. 117 | 106 | 65 | 116 | 537 | 4,187 | 3,417 | 1,836 | 3,965 | 17,744 |
| Other Countries | 453 | 0 | 4 | 2 | 9 | 1,580 | 16 | 152 | 50 | 311 |
| | | | | | | 570 | 106 | 69 | 118 | 546 |
| | | | | | | 5,767 | 3,433 | 1,988 | 4,015 | 18,055 |
| Instruments, Apparatus, and Appliances and Parts thereof: | | | | | | | | | | |
| Electrical (III. E.): | | | | | | | | | | |
| United Kingdom | — | — | — | — | — | — | — | 3,119 | 5,301 | 5,046 |
| Other Countries | — | — | — | — | — | — | — | 3,316 | 5,067 | 2,990 |
| | | | | | | — | — | 6,435 | 10,478 | 8,026 |

* Figures prior to 1911-12 relate to the whole of Asiatic Turkey. † Cutlery and Electroplated Ware excluded from April 1912.
‡ Separately recorded from April 1912.

Exports of Principal Articles of Foreign Merchandise (Re-exports), distinguishing
Principal Countries to which Exported—continued.

| ARTICLES AND COUNTRIES. | QUANTITIES. | | | | | VALUE. | | | | |
|--|-------------|----------|----------|----------|----------|----------|----------|----------|----------|----------|
| | 1910-11. | 1911-12. | 1912-13. | 1913-14. | 1914-15. | 1910-11. | 1911-12. | 1912-13. | 1913-14. | 1914-15. |
| Instruments, Apparatus, and Appliances and Parts thereof—cont. | | | | | | | | | | |
| Musical: | | | | | | £ | £ | £ | £ | £ |
| *Talking Machines and Accessories (III. E.): | | | | | | | | | | |
| Straits Settlements - - - | — | — | — | — | — | — | — | 4,326 | 6,003 | 4,551 |
| Other Countries - - - | — | — | — | — | — | — | — | 10,917 | 10,141 | 5,425 |
| | — | — | — | — | — | — | — | 15,243 | 16,144 | 9,976 |
| Other Sorts (III. E.): | | | | | | | | | | |
| Germany - - - | — | — | — | — | — | 2,964 | 1,866 | 170 | 28 | 40 |
| Ceylon - - - | — | — | — | — | — | 2,359 | 2,978 | 315 | 102 | 128 |
| Other Countries - - - | — | — | — | — | — | 8,828 | 11,865 | 4,631 | 4,634 | 3,753 |
| | — | — | — | — | — | 14,151 | 16,709 | 5,116 | 4,764 | 3,921 |
| *Optical (III. E.) - - - | — | — | — | — | — | — | — | 244 | 1,503 | 380 |
| Photographic (III. E.) - - | — | — | — | — | — | 1,520 | 1,680 | 2,477 | 1,777 | 1,355 |
| †Scientific, Philosophical and Other Kinds (III. E.): | | | | | | | | | | |
| United Kingdom - - - | — | — | — | — | — | 9,383 | 7,640 | — | — | — |
| Other Countries - - - | — | — | — | — | — | 5,723 | 6,043 | — | — | — |
| | — | — | — | — | — | 15,106 | 13,683 | — | — | — |
| *Other Kinds (III. E.) - - | — | — | — | — | — | — | — | 11,682 | 10,682 | 10,751 |
| TOTAL, Instruments, &c. - | — | — | — | — | — | 30,777 | 32,072 | 41,177 | 45,348 | 34,409 |
| Ivory: | | | | | | | | | | |
| Unmanufactured (II. J.): | | | | | | | | | | |
| United Kingdom - Lb. | 38,116 | 23,443 | 14,550 | 18,345 | 6,696 | 20,038 | 13,195 | 6,582 | 7,065 | 2,370 |
| China, Hong-Kong - - | 20,373 | 7,361 | 4,561 | 9,991 | 7,020 | 8,499 | 2,601 | 1,430 | 2,116 | 1,307 |
| Japan - - - | 17,030 | 13,426 | 21,378 | 16,680 | 9,821 | 2,112 | 4,002 | 7,953 | 5,342 | 1,743 |
| Other Countries - - - | 0 | 1,439 | 80 | 48 | 0 | 0 | 185 | 36 | 32 | 0 |
| | 75,519 | 45,669 | 40,569 | 45,064 | 23,537 | 30,649 | 19,983 | 16,001 | 14,555 | 5,420 |
| Manufactured (III. P.) - - | — | — | — | — | — | 11 | 45 | 33 | 207 | 89 |
| TOTAL, Ivory - - - | — | — | — | — | — | 30,660 | 20,028 | 16,034 | 14,762 | 5,509 |
| Jewellery (excluding Imitation Jewellery, and Precious Stones and Pearls, unset) also Plate of Gold and Silver: | | | | | | | | | | |
| Jewellery (III. P.): | | | | | | | | | | |
| United Kingdom - - - | — | — | — | — | — | 4,436 | 7,190 | 14,209 | 18,556 | 8,177 |
| Russia - - - | — | — | — | — | — | 26,173 | 0 | 13,060 | 0 | 0 |
| Ceylon - - - | — | — | — | — | — | 3,696 | 4,302 | 461 | 12,898 | 0 |
| Other Countries - - - | — | — | — | — | — | 3,862 | 404 | 4,432 | 713 | 171 |
| | — | — | — | — | — | 38,167 | 11,896 | 32,162 | 32,167 | 8,348 |
| Plate of Gold and Silver (III. P.): | | | | | | | | | | |
| United Kingdom - - - | — | — | — | — | — | 11,122 | 12,988 | 12,798 | 13,820 | 10,327 |
| Other Countries - - - | — | — | — | — | — | 1,909 | 2,275 | 1,208 | 1,672 | 1,232 |
| | — | — | — | — | — | 12,931 | 15,263 | 14,006 | 15,492 | 11,559 |
| TOTAL, Jewellery, &c. - | — | — | — | — | — | 51,098 | 27,159 | 46,168 | 47,659 | 19,907 |
| Leather (III. I.) - - - | — | — | — | — | — | 5,499 | 5,915 | 4,508 | 7,783 | 4,434 |
| Liquors (I. D.) - - Gals. | 8,604 | 9,969 | 9,304 | 8,589 | 16,127 | 3,423 | 4,009 | 3,920 | 4,302 | 5,192 |
| Machinery and Millwork: | | | | | | | | | | |
| Prime-movers (other than Electrical) (III. J.): | | | | | | | | | | |
| United Kingdom - - - | — | — | — | — | — | 2,181 | 4,575 | 6,859 | 1,843 | 1,387 |
| Other Countries - - - | — | — | — | — | — | 1,080 | 614 | 1,585 | 980 | 1,744 |
| | — | — | — | — | — | 3,261 | 5,189 | 8,444 | 2,823 | 3,131 |
| *Electrical Machinery of all Kinds (III. J.) - - - | — | — | — | — | — | — | — | 8,495 | 4,710 | 2,306 |

* Separately recorded from April 1912.

† Included with "Instruments, &c., Other kinds," from April 1912.

Exports of Principal Articles of Foreign Merchandise (Re-exports), distinguishing Principal Countries to which Exported—continued.

| ARTICLES AND COUNTRIES. | QUANTITIES. | | | | | VALUE. | | | | |
|--|-------------|----------|----------|----------|----------|----------|----------|----------|----------|----------|
| | 1910-11. | 1911-12. | 1912-13. | 1913-14. | 1914-15. | 1910-11. | 1911-12. | 1912-13. | 1913-14. | 1914-15. |
| Machinery and Millwork—cont. | | | | | | | | | | |
| Other Sorts of Machinery (III. J.): | | | | | | £ | £ | £ | £ | £ |
| United Kingdom - - - | — | — | — | — | — | 12,549 | 18,950 | 24,801 | 15,644 | 14,773 |
| Germany - - - - - | — | — | — | — | — | 2,490 | 5,056 | 1,123 | 613 | 377 |
| Other Countries - - - | — | — | — | — | — | 12,444 | 12,839 | 10,204 | 13,000 | 10,803 |
| | — | — | — | — | — | 27,483 | 36,845 | 36,127 | 29,256 | 25,953 |
| TOTAL, Machinery and Millwork - - - - - | — | — | — | — | — | 30,744 | 42,134 | 53,126 | 36,789 | 31,890 |
| *Matches (III. P.) - - - Gross of Boxes | — | — | 20,674 | 42,833 | 188,617 | 2,608 | 2,567 | 1,406 | 2,907 | 9,136 |
| Mats and Matting (III. P.) - - - Sq. Yds. | 87,526 | 156,634 | 185,207 | 116,869 | 49,871 | 2,359 | 5,429 | 6,640 | 3,755 | 1,456 |
| Metals and Ores: | | | | | | | | | | |
| †Brass, Bronze, and similar Amalgams, Wrought (III. L.) Cwt. | 490 | 327 | 419 | 492 | 267 | 1,855 | 1,770 | 2,333 | 2,323 | 1,520 |
| Copper: | | | | | | | | | | |
| Unwrought: | | | | | | | | | | |
| Files, Ingots, Cakes, Bricks, and Slabs (III. L.) - Cwt. | 1 | 1 | 0 | 0 | 2,005 | 4 | 1 | 0 | 0 | 8,023 |
| Wrought: | | | | | | | | | | |
| Mixed or Yellow Metal for Sheathing (III. L.) Cwt. | 655 | 723 | 273 | 543 | 434 | 2,073 | 2,473 | 000 | 2,034 | 1,683 |
| Sheets and other Manufactures (III. L.): | | | | | | | | | | |
| United Kingdom - Cwt. | 13 | 5,732 | 615 | 1 | 23 | 410 | 25,487 | 2,179 | 3 | 70 |
| Persia - - - - - " | 3,132 | 2,108 | 1,186 | 2,755 | 1,146 | 11,731 | 7,720 | 1,577 | 11,076 | 5,079 |
| Turkey, Asiatic: - - - | | | | | | | | | | |
| Persian Gulf - - - - - | 4,294 | 864 | 319 | 616 | 1,491 | 16,139 | 3,188 | 1,260 | 2,566 | 6,301 |
| Other Countries - - - - | 984 | 978 | 1,479 | 1,583 | 494 | 3,774 | 3,747 | 5,925 | 6,811 | 2,230 |
| | 8,423 | 9,682 | 3,599 | 4,960 | 3,144 | 32,054 | 40,142 | 13,001 | 21,056 | 13,650 |
| TOTAL, Copper - - - - - | 9,079 | 10,406 | 3,877 | 5,503 | 5,583 | 34,131 | 42,621 | 14,930 | 23,000 | 23,304 |
| Iron or Steel: | | | | | | | | | | |
| †Anchors and Cables (III. K.) - - - Tons | 28 | 54 | 57 | 34 | 41 | 420 | 809 | 046 | 579 | 040 |
| Angle, Bolt and Rod (III. K.) - - - Tons | 28 | 50 | 70 | 91 | 114 | 262 | 423 | 680 | 929 | 1,705 |
| §Bars and Channel (III. K.) - - - Tons | 956 | 1,209 | 1,151 | 1,178 | 672 | 9,344 | 11,474 | 11,654 | 13,000 | 7,080 |
| Hoops and Strips (III. K.) - - - Tons | 40 | 50 | 294 | 277 | 224 | 322 | 451 | 2,287 | 2,308 | 2,553 |
| Nails, Screws, Rivets and Washers (III. K.) - Tons | 143 | 36 | 238 | 195 | 160 | 2,173 | 2,262 | 3,556 | 3,638 | 2,013 |
| Old, for re-manufacture (II. D.): | | | | | | | | | | |
| Italy - - - - - Tons | 20,425 | 13,541 | 9,550 | 14,762 | 2,079 | 47,125 | 30,806 | 21,509 | 28,926 | 4,631 |
| Other Countries - - - - | 1,915 | 1,646 | 4,169 | 2,581 | 596 | 4,432 | 4,100 | 10,455 | 6,891 | 1,852 |
| | 22,340 | 15,187 | 13,719 | 17,343 | 2,675 | 51,557 | 34,906 | 31,964 | 35,817 | 6,483 |
| Pipes and Fittings, Cast (III. K.) - - - - - Tons | 161 | 144 | 151 | 131 | 126 | 1,760 | 1,751 | 2,624 | 2,317 | 2,162 |
| Sheets and Plates, Galvanised (III. K.) - - - - - Tons | 175 | 117 | 77 | 178 | 216 | 2,481 | 1,460 | 965 | 2,901 | 3,477 |
| Sheets and Plates, Tinned (III. K.) - - - - - Tons | 137 | 197 | 207 | 104 | 73 | 2,231 | 3,517 | 3,820 | 1,682 | 1,327 |

* Quantity recorded from April 1912.

† Figures prior to 1912-13 relate to "Brass" only.

‡ Figures prior to 1911-12 relate to the whole of Asiatic Turkey.

§ Figures prior to 1912-13 relate to "Bars" only.

|| Figures prior to 1912-13 represent "Hoops" only.

Exports of Principal Articles of Foreign Merchandise (Re-exports), distinguishing
Principal Countries to which Exported—continued.

| ARTICLES AND COUNTRIES. | QUANTITIES. | | | | | VALUE. | | | | |
|--|----------------|----------------|----------------|----------------|----------------|----------------|----------------|----------------|----------------|---------------|
| | 1910-11. | 1911-12. | 1912-13. | 1913-14. | 1914-15. | 1910-11. | 1911-12. | 1912-13. | 1913-14. | 1914-15. |
| Metals and Ores—cont. | | | | | | | | | | |
| Iron or Steel—cont. | | | | | | | | | | |
| Sheets and Plates, not Galvanised or Tinned (III. K.) - Tons | 83 | 114 | 209 | 152 | 56 | £ 1,000 | £ 1,504 | £ 2,931 | £ 1,917 | £ 642 |
| Tubes and Fittings, Wrought (III. K.) - Tons | 6 | 4 | 4 | 4 | 12 | 196 | 96 | 158 | 103 | 261 |
| Wire (III. K.) - Tons | 79 | 121 | 60 | 77 | 89 | 1,347 | 2,141 | 1,143 | 1,474 | 744 |
| Other manufactures of Iron or Steel (III. K.) - Tons | 377 | 941 | 342 | 247 | 290 | 4,438 | 5,672 | 3,738 | 3,515 | 4,443 |
| Total Iron or Steel: | | | | | | | | | | |
| Italy - Tons | 20,425 | 13,541 | 9,550 | 14,762 | 2,079 | 47,125 | 30,806 | 21,509 | 28,926 | 4,631 |
| Persia - " " | 505 | 508 | 647 | 642 | 597 | 6,002 | 6,180 | 6,091 | 8,604 | 8,484 |
| Turkey, Asiatic: Persian Gulf - " " | 632 | 453 | 592 | 362 | 182 | 7,023 | 5,386 | 7,359 | 4,628 | 2,344 |
| Other Countries - " " | 2,991 | 3,822 | 5,790 | 4,245 | 1,849 | 17,381 | 24,214 | 31,502 | 28,202 | 19,140 |
| | 24,553 | 18,324 | 16,579 | 20,011 | 4,707 | 77,531 | 66,586 | 66,461 | 70,360 | 34,599 |
| Lead: | | | | | | | | | | |
| Unwrought: | | | | | | | | | | |
| Ore (II. D.) - Tons | 15 | 14 | 9 | 9 | 7 | 261 | 262 | 141 | 140 | 135 |
| Fig and Other (III. L.) - Cwt. | 1,910 | 2,009 | 1,071 | 1,742 | 1,565 | 1,512 | 1,662 | 968 | 1,936 | 2,181 |
| Wrought (III. L.) - Cwt. | 29 | 226 | 2,448 | 424 | 57 | 41 | 115 | 3,233 | 244 | 92 |
| TOTAL, Lead (excluding Ore) - Cwt. | 1,939 | 2,235 | 3,514 | 2,166 | 1,622 | 1,553 | 1,777 | 4,196 | 2,180 | 2,273 |
| Quicksilver (III. L.) - Lb. | 4,634 | 4,897 | 5,124 | 6,072 | 3,019 | 533 | 583 | 604 | 744 | 333 |
| Tin, Unwrought (Block, Ingots, Bars and Slabs) (III. L.): | | | | | | | | | | |
| Persia - Cwt. | 459 | 525 | 683 | 1,108 | 846 | 3,566 | 4,672 | 7,095 | 12,403 | 8,919 |
| Turkey, Asiatic: Persian Gulf - " " | 1,330 | 1,350 | 969 | 1,653 | 373 | 10,350 | 11,199 | 9,572 | 17,896 | 4,020 |
| Other Countries - " " | 293 | 406 | 890 | 1,335 | 202 | 2,347 | 3,778 | 4,114 | 5,821 | 2,221 |
| | 2,082 | 2,181 | 2,542 | 4,096 | 1,421 | 16,263 | 19,649 | 20,781 | 36,120 | 15,160 |
| Zinc or Spelter (III. L.) - Cwt. | 855 | 259 | 1,413 | 1,498 | 1,755 | 745 | 331 | 1,185 | 1,734 | 1,241 |
| Metals, unenumerated (III. L.): | | | | | | | | | | |
| United Kingdom - Cwt. | 445 | 3,467 | 4,491 | 202 | 1,681 | 1,514 | 11,059 | 14,740 | 707 | 3,642 |
| Other Countries - " " | 408 | 1,510 | 880 | 1,895 | 1,008 | 3,652 | 7,290 | 7,684 | 11,094 | 7,674 |
| | 853 | 4,977 | 5,371 | 2,097 | 2,687 | 5,166 | 18,349 | 22,404 | 11,801 | 11,316 |
| TOTAL, Metals and Ores - Tons | 25,332 | 19,359 | 17,447 | 20,815 | 5,380 | 183,038 | 151,928 | 183,085 | 148,392 | 89,941 |
| Oils: | | | | | | | | | | |
| Mineral (II. E.) - Gals. | 195,535 | 114,365 | 173,880 | 169,995 | 145,429 | 8,592 | 5,226 | 6,483 | 4,784 | 3,929 |
| Other Oils (II. E.) - " " | 7,376 | 9,776 | 5,546 | 4,872 | 8,343 | 1,325 | 1,388 | 999 | 968 | 1,410 |
| TOTAL, Oils - " " | 202,911 | 124,141 | 184,426 | 174,867 | 153,772 | 9,917 | 6,614 | 7,482 | 5,752 | 5,339 |
| Paints and Colours (III. F.) Cwt. | 2,927 | 4,262 | 2,738 | 2,199 | 2,121 | 4,852 | 12,802 | 5,452 | 5,038 | 5,177 |
| Paper and Pasteboard (III. M.) | — | — | — | — | — | 5,380 | 4,424 | 8,480 | 5,343 | 6,930 |
| Perfumery (not being Perfumed Spirits) (III. P.) | — | — | — | — | — | 2,362 | 3,700 | 3,843 | 6,332 | 3,418 |
| Precious Stones and Pearls, unset (II. J.): | | | | | | | | | | |
| Bahrain Islands - " " | — | — | — | — | — | 6,433 | 7,433 | 21,367 | 29,653 | 24,700 |
| Muscat Territory and Trucial Oman - " " | — | — | — | — | — | 773 | 2,047 | 6,173 | 9,367 | 4,584 |
| Other States in Arabia - " " | — | — | — | — | — | 5,333 | 0 | 0 | 0 | 11,100 |
| Other Countries - " " | — | — | — | — | — | 888 | 2,333 | 2,458 | 4,376 | 1,411 |
| | — | — | — | — | — | 13,427 | 11,813 | 29,998 | 43,396 | 41,745 |

† Figures prior to 1911-12 relate to the whole of Asiatic Turkey.

‡ Includes "Ores, unenumerated," prior to 1912-13.

Exports of Principal Articles of Foreign Merchandise (Re-exports), distinguishing Principal Countries to which Exported—continued.

| ARTICLES AND COUNTRIES. | QUANTITIES. | | | | | VALUE. | | | | |
|--|-------------|-----------|----------|-----------|-----------|----------|-----------|----------|----------|----------|
| | 1910-11. | 1911-12. | 1912-13. | 1913-14. | 1914-15. | 1910-11. | 1911-12. | 1912-13. | 1913-14. | 1914-15. |
| *Prints, Engravings, and Pictures (III. L.) - | — | — | — | — | — | £ | £ | £ | £ | £ |
| Provisions and Oilman's Stores (excluding Fish and Fruits and Vegetables) (I. E.) - Cwt. | 4,582 | 4,712 | 5,602 | 7,137 | 8,285 | 10,514 | 11,466 | 13,506 | 17,065 | 23,777 |
| Railway Plant and Rolling Stock (III. N.) | — | — | — | — | — | 2,509 | 901 | 5,475 | 8,425 | 3,202 |
| Rubber Manufactures (III. P.) - | — | — | — | — | — | 5,276 | 9,835 | 6,328 | 7,045 | 4,049 |
| Seeds (II. F.) - Cwt. | 505 | 204 | 1,206 | 53 | 9,242 | 1,229 | 870 | 839 | 125 | 13,459 |
| Shells and Cowries (II. J.): | | | | | | | | | | |
| United Kingdom - | — | — | — | — | — | 9,704 | 15,771 | 9,347 | 20,101 | 3,243 |
| Austria-Hungary - | — | — | — | — | — | 6,476 | 4,775 | 4,635 | 1,475 | 0 |
| Other Countries - | — | — | — | — | — | 762 | 1,005 | 772 | 1,112 | 625 |
| | — | — | — | — | — | 16,942 | 21,551 | 14,754 | 22,778 | 3,868 |
| Ships, parts of (including Launches and Boats) (III. P.): | | | | | | | | | | |
| Java - | — | — | — | — | — | 0 | 0 | 1,879 | 5,518 | 0 |
| Other Countries - | — | — | — | — | — | 1,890 | 1,619 | 227 | 4,061 | 2,323 |
| | — | — | — | — | — | 1,890 | 1,612 | 2,106 | 9,579 | 2,323 |
| Soap (III. P.) - Cwt. | 5,555 | 4,918 | 4,670 | 4,145 | 4,044 | 4,786 | 4,561 | 4,963 | 4,520 | 5,081 |
| Spices: | | | | | | | | | | |
| Cloves (I. F.): | | | | | | | | | | |
| China, Hong-Kong - Lb. | 65,988 | 215,089 | 32,782 | 542,786 | 157,803 | 1,406 | 5,299 | 856 | 13,806 | 4,182 |
| Straits Settlements - " | 354,760 | 532,546 | 225,113 | 1,199,135 | 779,733 | 6,556 | 12,509 | 4,344 | 20,058 | 20,492 |
| Other Countries - " | 297,950 | 451,315 | 216,706 | 423,980 | 189,090 | 5,166 | 9,874 | 3,967 | 9,303 | 5,110 |
| | 719,398 | 1,198,950 | 474,551 | 2,165,901 | 1,126,626 | 13,128 | 27,682 | 9,167 | 33,227 | 29,700 |
| Other Sorts (I. F.) - " | 325,183 | 131,855 | 92,461 | 64,305 | 36,397 | 4,868 | 2,343 | 1,776 | 1,408 | 1,143 |
| TOTAL, Spices - " | 1,043,581 | 1,330,805 | 567,012 | 2,230,206 | 1,163,023 | 17,996 | 30,025 | 10,943 | 54,725 | 30,833 |
| Stationery (excluding paper) (III. M.) - | — | — | — | — | — | 9,564 | 9,044 | 9,063 | 8,778 | 9,003 |
| Sugar: | | | | | | | | | | |
| Sugar, 16 Dutch Standard and above (I. G.): | | | | | | | | | | |
| United Kingdom - Cwt. | 81,148 | 1,608,792 | 1 | 19 | 596,002 | 50,821 | 1,032,112 | 1 | 19 | 402,077 |
| Africa, East, German - " | 6,116 | 8,989 | 10,846 | 2,236 | 6,626 | 4,262 | 7,410 | 7,997 | 1,536 | 4,408 |
| East African Protectorate - " | 7,900 | 23,144 | 21,040 | 19,539 | 34,818 | 5,402 | 13,054 | 15,997 | 14,769 | 21,530 |
| Zanzibar and Pemba - " | 13,610 | 12,101 | 11,465 | 9,037 | 16,570 | 9,455 | 9,161 | 8,485 | 6,563 | 13,814 |
| Aden - " | 14,579 | 4,507 | 14,996 | 11,092 | 24,553 | 9,831 | 3,194 | 10,117 | 8,200 | 21,952 |
| Bahrein Islands - " | 19,183 | 15,539 | 30,424 | 5,724 | 7,748 | 13,088 | 10,765 | 21,223 | 4,327 | 9,690 |
| Ceylon - " | 8,083 | 11,916 | 3,505 | 8,343 | 1,558 | 5,423 | 8,709 | 2,673 | 5,930 | 1,212 |
| China, Hong-Kong - " | 0 | 69 | 0 | 30,405 | 3,337 | 0 | 50 | 0 | 16,707 | 2,058 |
| Muscat Territory and Trucial Oman - " | 31,919 | 22,221 | 31,207 | 29,183 | 17,009 | 21,194 | 15,513 | 22,014 | 21,525 | 13,290 |
| Other States in Arabia - " | 11,675 | 6,822 | 2,870 | 17,417 | 13,956 | 7,735 | 4,966 | 2,192 | 15,150 | 12,333 |
| Persia - " | 99,786 | 39,318 | 35,255 | 24,548 | 64,314 | 70,863 | 23,614 | 25,714 | 19,782 | 55,320 |
| Turkey, Asiatic: - " | | | | | | | | | | |
| Red Sea - " | 22,570 | 6,150 | 6,472 | 11,888 | 15,283 | 15,490 | 4,047 | 4,248 | 9,220 | 11,579 |
| Persian Gulf - " | | 11,126 | 23,281 | 4,533 | 3,190 | | 7,909 | 17,592 | 8,741 | 2,527 |
| Other Countries - " | 3,766 | 5,777 | 4,581 | 11,258 | 1,709 | 2,514 | 4,009 | 3,279 | 6,565 | 1,170 |
| | 320,285 | 1,776,471 | 195,943 | 185,222 | 806,673 | 216,071 | 1,154,603 | 141,632 | 134,056 | 670,536 |
| *Sugar, 15 Dutch Standard and below (I. G.) Cwt. | — | — | 3,637 | 8,384 | 0 | — | — | 1,753 | 4,212 | 0 |
| *Confectionery (I. G.) - Cwt. | — | — | 580 | 555 | 142 | — | — | 1,267 | 1,174 | 315 |
| TOTAL, Sugar - " | 320,285 | 1,776,471 | 200,160 | 194,161 | 806,815 | 216,071 | 1,154,603 | 144,652 | 139,444 | 670,853 |
| Tea (I. H.): | | | | | | | | | | |
| Persia - Lb. | 89,256 | 58,807 | 122,356 | 92,278 | 110,777 | 4,158 | 2,975 | 6,267 | 5,076 | 5,906 |
| Turkey, Asiatic: Persian Gulf - " | 234,568 | 113,876 | 246,314 | 127,136 | 26,764 | 10,561 | 4,411 | 10,767 | 4,461 | 1,110 |
| Other Countries - " | 343,482 | 283,619 | 192,102 | 244,305 | 135,941 | 15,209 | 10,856 | 8,766 | 12,389 | 6,615 |
| | 667,306 | 441,302 | 560,772 | 463,719 | 273,482 | 30,028 | 18,044 | 25,800 | 21,926 | 13,721 |
| Textiles: | | | | | | | | | | |
| Cotton: | | | | | | | | | | |
| Raw (II. H.) - Cwt. | 0 | 839 | 20 | 201 | 0 | 0 | 2,157 | 89 | 506 | 0 |

* Separately recorded from April 1912.

† Figures prior to 1911-12 relate to the whole of Asiatic Turkey.

Exports of Principal Articles of Foreign Merchandise (Re-exports), distinguishing Principal Countries to which Exported—continued.

| ARTICLES AND COUNTRIES. | QUANTITIES. | | | | | VALUE. | | | | |
|--|-------------|-----------|------------|------------|-----------|-----------|-----------|-----------|-----------|-----------|
| | 1910-11. | 1911-12. | 1912-13. | 1913-14. | 1914-15. | 1910-11. | 1911-12. | 1912-13. | 1913-14. | 1914-15. |
| Textiles—cont. | | | | | | | | | | |
| Cotton—cont. | | | | | | | | | | |
| Manufactures—cont. | | | | | | | | | | |
| Thread, Sewing (III. O.): | | | | | | £ | £ | £ | £ | £ |
| Persia - - - Lb. | 55,343 | 52,241 | 28,201 | 14,444 | 26,873 | 5,454 | 5,370 | 2,736 | 1,306 | 2,332 |
| Other Countries - - " | 81,296 | 76,216 | 97,139 | 90,345 | 50,233 | 6,497 | 6,228 | 7,919 | 6,936 | 3,719 |
| " | 136,639 | 128,457 | 125,340 | 104,789 | 77,106 | 11,951 | 11,498 | 10,645 | 8,342 | 6,044 |
| Other Cotton Manufactures (III. O.) | - | - | - | - | - | 5,506 | 7,123 | 7,945 | 12,700 | 5,746 |
| TOTAL, Cotton Manufactures (including Twist and Yarn) | - | - | - | - | - | 1,070,972 | 1,233,787 | 1,098,473 | 1,040,071 | 578,803 |
| TOTAL, Cotton, Raw and Manufactures | - | - | - | - | - | 1,070,972 | 1,235,944 | 1,098,512 | 1,040,577 | 578,802 |
| Flax Manufactures (III. O.) | - | - | - | - | - | 2,003 | 4,542 | 4,033 | 6,432 | 1,578 |
| *Haberdashery and Millinery (III. O.): | | | | | | | | | | |
| United Kingdom - - - | - | - | - | - | - | - | - | 7,190 | 6,056 | 3,357 |
| Bahrein Islands - - - | - | - | - | - | - | - | - | 5,111 | 7,085 | 2,125 |
| Muscat Territory and Trucial Oman - - - | - | - | - | - | - | - | - | 5,007 | 7,334 | 2,376 |
| Persia - - - | - | - | - | - | - | - | - | 20,058 | 27,359 | 11,354 |
| Straits Settlements - - - | - | - | - | - | - | - | - | 4,244 | 5,235 | 3,332 |
| Other Countries - - - | - | - | - | - | - | - | - | 31,455 | 35,581 | 16,346 |
| " | - | - | - | - | - | - | - | 73,085 | 80,850 | 38,800 |
| Hemp Manufacture (excluding Cordage) (III. O.) | - | - | - | - | - | 336 | 348 | 300 | 346 | 156 |
| Jute Manufactures (III. O.) | - | - | - | - | - | 271 | 84 | 713 | 304 | 106 |
| Silk: | | | | | | | | | | |
| Raw (II. H.): | | | | | | | | | | |
| United Kingdom - - - Lb. | 54,521 | 10 | 33,708 | 200 | 0 | 3,037 | 1 | 1,005 | 27 | 0 |
| Other Countries - - - " | 15,759 | 17,014 | 22,452 | 21,171 | 14,305 | 4,614 | 5,928 | 7,255 | 6,848 | 4,058 |
| " | 70,280 | 17,014 | 56,155 | 21,371 | 14,305 | 7,651 | 5,929 | 8,260 | 6,875 | 4,058 |
| Manufactures: | | | | | | | | | | |
| Piece Goods (III. O.): | | | | | | | | | | |
| Natal - - - - - Yds. | 105,471 | 62,097 | 139,395 | 106,826 | 120,477 | 4,230 | 3,025 | 6,826 | 6,540 | 6,232 |
| Zanzibar and Pemba - - - " | 82,451 | 72,105 | 76,411 | 90,796 | 42,297 | 6,628 | 6,277 | 6,285 | 6,774 | 3,534 |
| Muscat Territory and Trucial Oman - - - " | 100,320 | 116,792 | 143,374 | 174,555 | 73,807 | 6,571 | 8,132 | 10,523 | 12,182 | 4,042 |
| Other Countries - - - " | 366,266 | 503,053 | 537,651 | 637,352 | 430,870 | 17,000 | 24,223 | 26,181 | 32,200 | 20,104 |
| " | 654,508 | 754,047 | 896,831 | 1,009,529 | 685,451 | 34,442 | 42,257 | 40,815 | 57,765 | 34,872 |
| Other Silk Goods (III. O.) | - | - | - | - | - | 2,724 | 3,125 | 5,008 | 9,259 | 1,631 |
| TOTAL, Silk Manufactures | - | - | - | - | - | 37,166 | 45,882 | 54,863 | 67,024 | 36,508 |
| TOTAL, Silk, Raw and Manufactures | - | - | - | - | - | 45,017 | 51,811 | 63,223 | 73,899 | 41,461 |
| Wool: | | | | | | | | | | |
| Raw (II. H.): | | | | | | | | | | |
| United Kingdom - - - Lb. | 4,043,832 | 5,950,632 | 12,247,731 | 8,378,516 | 8,690,227 | 156,090 | 206,722 | 406,165 | 291,700 | 205,404 |
| United States - - - " | 1,644,272 | 1,647,867 | 1,733,806 | 1,350,712 | 1,210,544 | 30,155 | 30,243 | 41,216 | 39,180 | 37,778 |
| Other Countries - - - " | 66,528 | 148,041 | 16,247 | 16,310 | 22,662 | 1,307 | 3,708 | 577 | 621 | 715 |
| " | 5,754,632 | 7,746,540 | 13,997,834 | 10,245,538 | 9,923,433 | 196,542 | 240,673 | 447,958 | 330,510 | 243,897 |
| Manufactures: | | | | | | | | | | |
| Piece Goods (III. O.): | | | | | | | | | | |
| Persia - - - - - Yds. | 54,043 | 105,874 | 110,594 | 97,383 | 38,750 | 5,292 | 7,663 | 7,551 | 7,320 | 4,141 |
| Other Countries - - - " | 196,007 | 257,737 | 224,889 | 192,812 | 130,351 | 11,758 | 16,804 | 13,620 | 10,806 | 9,520 |
| " | 252,050 | 363,611 | 335,483 | 290,195 | 169,101 | 17,020 | 24,467 | 21,171 | 18,127 | 13,670 |
| Other Sorts (III. O.) | - | - | - | - | - | 8,480 | 10,035 | 8,054 | 8,734 | 5,451 |
| TOTAL, Woollen Manufactures | - | - | - | - | - | 25,500 | 34,502 | 20,225 | 26,871 | 19,121 |
| TOTAL, Wool and Woollens | - | - | - | - | - | 222,042 | 284,175 | 477,183 | 357,381 | 353,108 |
| TOTAL, Textile Raw Materials | - | - | - | - | - | 204,203 | 257,750 | 456,347 | 337,801 | 338,945 |
| TOTAL, Yarns and Textile Fabrics | - | - | - | - | - | 1,136,248 | 1,308,640 | 1,261,351 | 1,230,968 | 675,216 |
| TOTAL, Textiles, Raw and Manufactures | - | - | - | - | - | 1,240,641 | 1,566,209 | 1,717,728 | 1,568,879 | 1,014,161 |

* Separately recorded from April 1912.

Exports of Principal Articles of Foreign Merchandise (Re-exports), distinguishing
Principal Countries to which Exported—concluded.

| ARTICLES AND COUNTRIES. | QUANTITIES. | | | | | VALUE. | | | | |
|--|-------------|----------|----------|----------|----------|-----------|-----------|-----------|-----------|-----------|
| | 1910-11. | 1911-12. | 1912-13. | 1913-14. | 1914-15. | 1910-11. | 1911-12. | 1912-13. | 1913-14. | 1914-15. |
| Tobacco (L. J.) - - - Lb. | 248,530 | 7,651 | 61,791 | 32,287 | 25,180 | £ 21,855 | £ 1,335 | £ 4,243 | £ 3,244 | £ 4,165 |
| Toys and Requisites for Games and Sports (including Fishing Tackle), other than Firearms (III. P.) - - - | — | — | — | — | — | 4,916 | 7,126 | 5,152 | 5,723 | 4,074 |
| Umbrellas (including Parasols and Sunshades) (III. P.) No. | 127,857 | 151,420 | 205,087 | 240,065 | 89,965 | 10,382 | 11,821 | 15,259 | 17,128 | 6,585 |
| Wood and Timber: | | | | | | | | | | |
| Wood, not Manufactured (II. I.) - - - | — | — | — | — | — | 3,876 | 7,786 | 2,380 | 3,736 | 2,921 |
| Manufactures of Wood other than Furniture and Cabinet Ware (III. G.): | | | | | | | | | | |
| United Kingdom - - - | — | — | — | — | — | 7,333 | 4,594 | 17,063 | 22,790 | 27,988 |
| Other Countries - - - | — | — | — | — | — | 6,701 | 1,447 | 1,168 | 582 | 3,978 |
| | — | — | — | — | — | 14,034 | 6,041 | 18,231 | 23,372 | 31,916 |
| TOTAL, Wood and Timber | — | — | — | — | — | 17,910 | 13,827 | 20,611 | 27,108 | 34,787 |
| Articles re-exported by Post (IV.): | | | | | | | | | | |
| United Kingdom - - - | — | — | — | — | — | 64,621 | 21,002 | 27,181 | 23,543 | 21,780 |
| France - - - | — | — | — | — | — | 11,860 | 1,393 | 2,421 | 883 | 322 |
| China, Hong-Kong - - - | — | — | — | — | — | 23,564 | 430 | 910 | 972 | 3,074 |
| Ceylon - - - | — | — | — | — | — | 10,834 | 9,259 | 15,972 | 13,673 | 14,385 |
| Straits Settlements - - - | — | — | — | — | — | 14,595 | 20,283 | 16,131 | 19,694 | 12,463 |
| Turkey, Asiatic: Persian Gulf* - - - | — | — | — | — | — | 4,491 | 8,941 | 17,338 | 21,759 | 9,510 |
| Other Countries - - - | — | — | — | — | — | 8,603 | 6,334 | 6,461 | 8,521 | 7,070 |
| | — | — | — | — | — | 133,568 | 67,642 | 86,414 | 100,045 | 68,614 |
| All other Articles of Merchandise: | | | | | | | | | | |
| Unmanufactured - - - | — | — | — | — | — | 2,321 | 3,713 | 3,602 | 4,297 | 2,354 |
| Manufactured - - - | — | — | — | — | — | 17,680 | 17,558 | 22,693 | 18,104 | 16,065 |
| TOTAL VALUE OF FOREIGN MERCHANDISE EXPORTED (EXCLUSIVE OF GOVERNMENT STORES) - - - | — | — | — | — | — | 2,840,700 | 4,018,100 | 3,160,044 | 3,118,219 | 2,737,794 |

No. 13.

EXPORTS OF PRINCIPAL ARTICLES OF INDIAN PRODUCE AND MANUFACTURE, DISTINGUISHING
PRINCIPAL COUNTRIES TO WHICH EXPORTED.

| | | | | | | | | | | |
|--|---------|---------|---------|---------|---------|---------|---------|---------|---------|---------|
| Animals, Living: | | | | | | | | | | |
| †Cattle (excepting Sheep and Goats) (IV.): | | | | | | | | | | |
| Ceylon - - - No. | — | — | 23,145 | 21,725 | 15,150 | — | — | 66,666 | 71,901 | 44,138 |
| Federated Malay States - - - | — | — | 1,183 | 750 | 185 | — | — | 7,521 | 5,782 | 1,455 |
| Java - - - | — | — | 0 | 1,142 | 800 | — | — | 0 | 9,375 | 5,393 |
| Straits Settlements - - - | — | — | 5,795 | 5,964 | 1,222 | — | — | 29,997 | 34,415 | 6,842 |
| Other Countries - - - | — | — | 65 | 328 | 351 | — | — | 560 | 2,427 | 5,236 |
| | — | — | 30,188 | 29,909 | 17,708 | — | — | 104,744 | 123,900 | 63,004 |
| Horses (IV.) - - - No. | 384 | 320 | 191 | 199 | 124 | 5,851 | 5,263 | 3,943 | 3,658 | 4,323 |
| †Sheep and Goats (IV.): | | | | | | | | | | |
| Ceylon - - - No. | — | — | 122,915 | 139,132 | 81,012 | — | — | 65,011 | 74,051 | 44,649 |
| Straits Settlements - - - | — | — | 64,744 | 59,107 | 40,968 | — | — | 31,498 | 29,269 | 21,283 |
| Other Countries - - - | — | — | 1,631 | 2,763 | 1,419 | — | — | 695 | 1,534 | 795 |
| | — | — | 189,290 | 201,002 | 123,419 | — | — | 97,199 | 104,854 | 66,737 |
| Other Kinds (IV.): | | | | | | | | | | |
| Ceylon - - - No. | 408,420 | 465,453 | 313,245 | 207,743 | 133,184 | 106,451 | 118,450 | 12,189 | 9,687 | 6,178 |
| Federated Malay States - - - | 681 | 2,353 | 160 | 48 | 4 | 1,928 | 10,477 | 7 | 15 | 3 |
| Straits Settlements - - - | 43,357 | 50,934 | 1,366 | 1,686 | 1,343 | 33,067 | 39,518 | 958 | 409 | 29 |
| Other Countries - - - | 8,670 | 8,646 | 10,148 | 7,501 | 6,054 | 7,440 | 9,079 | 3,165 | 2,564 | 1,662 |
| | 466,078 | 527,386 | 324,919 | 216,978 | 140,585 | 148,886 | 177,524 | 16,314 | 12,675 | 7,872 |
| TOTAL, Animals, Living | 466,462 | 527,706 | 544,588 | 448,068 | 281,836 | 154,737 | 182,787 | 222,200 | 245,087 | 141,936 |

* Figures prior to 1911-12 relate to the whole of Asiatic Turkey.

† Separately recorded from April 1912.

Exports of Principal Articles of Indian Produce and Manufacture, distinguishing Principal Countries to which Exported—continued.

| ARTICLES AND COUNTRIES. | QUANTITIES. | | | | | VALUE. | | | | |
|---|-------------|-----------|-----------|-----------|-----------|----------|----------|----------|----------|----------|
| | 1910-11. | 1911-12. | 1912-13. | 1913-14. | 1914-15. | 1910-11. | 1911-12. | 1912-13. | 1913-14. | 1914-15. |
| *Apparel, including Drapery, Uniforms and Accoutrements (but excluding Hosiery and Boots and Shoes) (III. A.): | | | | | | £ | £ | £ | £ | £ |
| United Kingdom | — | — | — | — | — | 10,287 | 19,898 | 13,935 | 11,568 | 8,318 |
| Africa, East, Portuguese | — | — | — | — | — | 8,514 | 6,657 | 4,337 | 5,916 | 3,563 |
| Natal | — | — | — | — | — | 7,004 | 6,980 | 7,409 | 8,700 | 8,300 |
| United States | — | — | — | — | — | 6,474 | 8,333 | 4,174 | 3,936 | 1,630 |
| Colombia | — | — | — | — | — | 6,937 | 8,414 | 6,637 | 5,334 | 0 |
| Ceylon | — | — | — | — | — | 7,835 | 7,457 | 7,767 | 7,820 | 5,438 |
| China, Treaty Ports | — | — | — | — | — | 1,288 | 1,568 | 7,316 | 3,074 | 431 |
| Straits Settlements | — | — | — | — | — | 8,400 | 10,406 | 9,784 | 13,531 | 7,336 |
| Turkey, Asiatic: Levant and Black Sea | — | — | — | — | — | 5,375 | 2,750 | 5,975 | 4,000 | 9,463 |
| Other Countries | — | — | — | — | — | 36,048 | 43,478 | 39,745 | 38,334 | 20,743 |
| | | | | | | 104,862 | 115,028 | 100,330 | 100,760 | 67,771 |
| Art, Works of (III. P.): | | | | | | | | | | |
| United Kingdom | — | — | — | — | — | 5,672 | 3,030 | 5,045 | 7,001 | 2,852 |
| Other Countries | — | — | — | — | — | 4,391 | 5,837 | 3,403 | 4,445 | 2,590 |
| | | | | | | 10,063 | 9,467 | 8,448 | 12,136 | 5,442 |
| Books Printed, and Printed Matter (not being Stationery) including Maps and Charts (III. P.): | | | | | | | | | | |
| United Kingdom - Cwt. | 316 | 250 | 436 | 270 | 143 | 3,852 | 2,401 | 2,719 | 3,273 | 1,603 |
| Russia - " | 780 | 288 | 360 | 282 | 60 | 5,688 | 1,402 | 2,733 | 2,700 | 433 |
| Straits Settlements - " | 3,070 | 4,289 | 4,585 | 5,511 | 5,393 | 12,287 | 17,315 | 18,305 | 10,083 | 15,080 |
| Other Countries - " | 1,807 | 1,884 | 2,031 | 1,993 | 1,643 | 10,324 | 11,848 | 12,073 | 13,250 | 9,576 |
| | 5,923 | 6,720 | 7,412 | 8,056 | 7,239 | 32,151 | 33,056 | 36,700 | 38,306 | 27,001 |
| Boots and Shoes (III. A.): | | | | | | | | | | |
| Egypt - Pairs | 49,424 | 27,999 | 5,674 | 1,715 | 11,390 | 14,853 | 7,424 | 908 | 159 | 3,081 |
| Other Countries - " | 64,945 | 60,148 | 72,347 | 50,272 | 28,111 | 7,700 | 7,802 | 7,426 | 5,601 | 3,871 |
| | 114,369 | 88,147 | 78,021 | 51,987 | 39,501 | 22,643 | 15,226 | 8,334 | 5,820 | 6,952 |
| †Bristles and Fibre for Brushes and Brooms (II. J.): | | | | | | | | | | |
| United Kingdom - Cwt. | 7,799 | — | — | — | — | 22,371 | — | — | — | — |
| Belgium - " | 10,747 | — | — | — | — | 10,589 | — | — | — | — |
| Germany - " | 11,425 | — | — | — | — | 16,078 | — | — | — | — |
| Holland - " | 1,744 | — | — | — | — | 2,508 | — | — | — | — |
| Other Countries - " | 2,234 | — | — | — | — | 2,070 | — | — | — | — |
| | 33,949 | — | — | — | — | 53,616 | — | — | — | — |
| §Bristles (II. J.): | | | | | | | | | | |
| United Kingdom - Cwt. | 1,355 | 2,781 | 3,334 | 3,029 | 4,174 | 28,410 | 73,167 | 80,080 | 71,059 | 80,601 |
| Germany - " | 432 | 989 | 871 | 984 | 542 | 10,307 | 19,221 | 21,150 | 21,603 | 10,929 |
| Other Countries - " | 28 | 19 | 37 | 80 | 31 | 130 | 111 | 361 | 286 | 797 |
| | 1,815 | 3,789 | 4,242 | 4,093 | 4,747 | 38,847 | 92,499 | 110,591 | 92,948 | 92,327 |
| Building and Engineering Materials other than of Iron, Steel, or Wood: | | | | | | | | | | |
| ¶Bricks and Tiles (III. P.): | | | | | | | | | | |
| Ceylon - No. | 3,610,648 | 3,484,267 | — | — | — | 8,891 | 8,666 | — | — | — |
| Other Countries - " | 779,055 | 710,404 | — | — | — | 1,868 | 1,501 | — | — | — |
| | 4,389,703 | 4,194,671 | — | — | — | 10,759 | 10,167 | — | — | — |
| ‡Bricks (III. P.) - No. | — | — | 503,108 | 43,920 | 71,157 | — | — | 1,122 | 173 | 192 |
| Chalk and Lime (III. P.) Cwt. | 52,691 | 38,562 | 21,670 | 35,667 | 34,842 | 3,799 | 2,721 | 1,463 | 2,478 | 2,263 |
| Pipes of Earthenware (III. P.) Cwt. | 2,736 | 7,901 | 14,089 | 23,472 | 14,715 | 673 | 1,840 | 3,545 | 5,256 | 3,306 |
| ¶¶Tiles (III. P.): | | | | | | | | | | |
| Ceylon - No. | — | — | 3,323,424 | 3,061,611 | 3,539,292 | — | — | 8,238 | 8,008 | 9,569 |
| Other Countries - " | — | — | 1,208,366 | 821,877 | 782,375 | — | — | 3,476 | 2,413 | 2,304 |
| | — | — | 4,531,790 | 3,883,488 | 4,321,667 | — | — | 11,714 | 10,511 | 11,893 |
| Other Kinds (III. P.) - Cwt. | 171,951 | 30,167 | 61,350 | 78,296 | 111,292 | 5,824 | 3,214 | 7,401 | 10,206 | 12,417 |
| TOTAL, Building and Engineering Materials, &c. | — | — | — | — | — | 21,055 | 17,942 | 25,245 | 28,624 | 30,073 |

* Includes "Haberdashery and Millinery," prior to 1912-13. † Figures prior to 1911-12 relate to the whole of Asiatic Turkey.
 ‡ From August 1910, "Bristles and Fibre for Brushes and Brooms" are shown under the separate headings of "Bristles" and "Fibre for Brushes and Brooms."
 § Separately recorded from August 1910, † From April 1912 "Bricks and Tiles" are shown under the separate headings "Bricks" and "Tiles."
 ¶ Separately recorded from April 1912.

Exports of Principal Articles of Indian Produce and Manufacture, distinguishing
Principal Countries to which Exported—continued.

| ARTICLES AND COUNTRIES. | QUANTITIES. | | | | | VALUE. | | | | |
|--|-------------|-----------|-----------|-----------|-----------|----------|----------|----------|----------|----------|
| | 1910-11. | 1911-12. | 1912-13. | 1913-14. | 1914-15. | 1910-11. | 1911-12. | 1912-13. | 1913-14. | 1914-15. |
| Candles of all Kinds (III. P.): | | | | | | £ | £ | £ | £ | £ |
| United Kingdom - Lb. | 151,148 | 143,836 | 248,132 | 738,013 | 514,126 | 2,834 | 2,751 | 4,657 | 13,838 | 9,641 |
| Ceylon - " | 598,521 | 730,617 | 874,389 | 1,596,722 | 1,117,395 | 11,222 | 13,715 | 16,398 | 20,939 | 20,954 |
| China, Treaty Ports - " | 515,843 | 325,436 | 1,549,945 | 2,827,100 | 2,815,066 | 9,660 | 15,456 | 29,070 | 58,075 | 52,783 |
| French Indo-China - " | 1,098,514 | 855,773 | 877,360 | 202,530 | 141,157 | 20,597 | 16,351 | 16,452 | 3,804 | 2,647 |
| Persia - " | 193,471 | 299,431 | 261,263 | 309,027 | 429,098 | 3,537 | 5,586 | 5,074 | 6,093 | 7,970 |
| Philippines - " | 451,875 | 69,903 | 61,033 | 18,908 | 21,124 | 8,462 | 1,311 | 1,145 | 354 | 380 |
| Siam - " | 325,500 | 328,010 | 322,851 | 406,004 | 298,294 | 6,103 | 6,148 | 6,046 | 7,613 | 5,583 |
| Straits Settlements - " | 668,292 | 580,823 | 663,598 | 669,342 | 761,101 | 12,889 | 10,902 | 12,488 | 12,573 | 14,271 |
| Turkey, Asiatic: Per- sian Gulf* - " | 245,355 | 380,362 | 3,626 | 8,847 | 13,988 | 4,583 | 6,650 | 75 | 190 | 284 |
| New Zealand - " | 273,715 | 758,180 | 541,625 | 825,700 | 1,003,575 | 5,134 | 14,195 | 10,156 | 15,444 | 18,813 |
| Other Countries - " | 892,441 | 673,362 | 753,850 | 792,985 | 876,591 | 17,368 | 12,779 | 14,403 | 14,967 | 16,504 |
| | 5,414,675 | 5,645,733 | 6,157,202 | 8,395,078 | 7,991,505 | 102,389 | 105,844 | 115,964 | 157,890 | 149,840 |
| Canes and Rattans (II. J.) Cwt. | 2,110 | 2,012 | 2,952 | 6,362 | 3,241 | 2,006 | 2,129 | 2,181 | 3,160 | 1,472 |
| Carriages and Carts (excluding Railway Carriages) and Parts thereof: | | | | | | | | | | |
| †Carriages and Carts (III. C.) - - - - - Nc. | — | — | 77 | 63 | 114 | — | — | 1,612 | 1,686 | 664 |
| †Parts of Carriages and Carts (III. C.) - - - - - | — | — | — | — | — | — | — | 1,121 | 429 | 607 |
| TOTAL, Carriages and Carts, &c. - - - - - | — | — | — | — | — | 2,357 | 3,024 | 2,733 | 2,115 | 1,271 |
| Chemicals and Chemical Pre- parations (excluding Chemical Manures and Medicines): | | | | | | | | | | |
| Alum. (III. D.) - - - Cwt. | 32 | 34 | 25 | 65 | 105 | 21 | 18 | 18 | 25 | 53 |
| Arsenic (III. D.) - Cwt. | 74 | 162 | 209 | 86 | 139 | 112 | 328 | 338 | 163 | 233 |
| Potassium Compounds: | | | | | | | | | | |
| Saltpetre (III. D.): | | | | | | | | | | |
| United Kingdom - Cwt. | 61,004 | 46,590 | 47,217 | 49,280 | 182,249 | 46,651 | 38,787 | 40,280 | 38,844 | 168,107 |
| France - - - - - | 2,915 | 1,495 | 1,025 | 1,000 | 0 | 2,275 | 1,225 | 854 | 800 | 0 |
| Mauritius - - - - - | 50,598 | 37,486 | 45,222 | 28,740 | 27,199 | 33,765 | 24,982 | 30,062 | 20,919 | 22,294 |
| United States - - - | 88,971 | 58,531 | 56,534 | 27,800 | 15,963 | 65,414 | 45,171 | 45,270 | 22,121 | 12,572 |
| Ceylon - - - - - | 22,847 | 29,261 | 44,469 | 44,486 | 48,189 | 13,885 | 20,387 | 31,620 | 29,393 | 33,721 |
| China, Hong-Kong - - | 83,827 | 85,045 | 86,159 | 80,679 | 39,857 | 71,733 | 70,027 | 74,036 | 63,989 | 33,156 |
| Straits Settlements - | 8,548 | 10,799 | 10,947 | 9,319 | 4,981 | 7,502 | 9,464 | 10,511 | 9,074 | 5,633 |
| Other Countries - - - | 8,949 | 5,355 | 5,197 | 26,766 | 9,544 | 6,929 | 4,376 | 4,618 | 20,458 | 10,092 |
| | 327,657 | 274,562 | 296,770 | 268,070 | 327,982 | 248,154 | 214,399 | 237,251 | 205,598 | 285,575 |
| †Other Sorts (III. D.) Cwt. | — | — | 200 | — | 1,308 | — | — | 100 | — | 872 |
| Soda Compounds: | | | | | | | | | | |
| Borax (III. D.): | | | | | | | | | | |
| China, Hong-Kong - Cwt. | 4,414 | 2,423 | 3,905 | 3,520 | 3,582 | 5,132 | 2,494 | 6,454 | 4,173 | 4,896 |
| Other Countries - - - | 818 | 903 | 865 | 750 | 879 | 954 | 1,083 | 1,008 | 958 | 1,305 |
| | 5,232 | 3,326 | 4,770 | 4,270 | 4,461 | 6,086 | 3,527 | 7,457 | 5,131 | 6,191 |
| Other Sorts (III. D.) - - | — | — | — | — | — | 7,347 | 9,266 | 10,784 | 8,132 | 7,353 |
| TOTAL, Chemicals, &c. - | — | — | — | — | — | 261,720 | 227,538 | 255,948 | 219,049 | 300,327 |
| Coal, Coke, and Patent Fuel: | | | | | | | | | | |
| Coal (II. A.): | | | | | | | | | | |
| Egypt - - - - - Tons | 0 | 0 | 18,461 | 239 | 0 | 0 | 0 | 11,954 | 319 | 0 |
| Aden - - - - - " | 7,383 | 12,385 | 11,909 | 5,336 | 16,537 | 3,938 | 6,828 | 7,939 | 3,557 | 10,765 |
| Ceylon - - - - - " | 511,848 | 532,980 | 543,115 | 893,889 | 392,610 | 292,690 | 313,649 | 360,093 | 252,678 | 234,876 |
| Java - - - - - " | 18,696 | 4,113 | 0 | 0 | 0 | 9,873 | 2,325 | 0 | 0 | 0 |
| Straits Settlements - | 223,320 | 197,553 | 154,491 | 183,501 | 100,636 | 129,188 | 112,907 | 106,789 | 118,859 | 56,437 |
| Sumatra - - - - - " | 111,604 | 110,049 | 130,139 | 97,652 | 72,810 | 67,355 | 67,222 | 86,759 | 59,119 | 42,569 |
| New Zealand - - - - | 0 | 0 | 0 | 27,672 | 0 | 0 | 0 | 0 | 16,462 | 0 |
| Other Countries - - - | 15,132 | 15,573 | 21,624 | 13,467 | 9,899 | 8,893 | 9,822 | 14,150 | 8,768 | 5,897 |
| | 888,073 | 872,603 | 879,739 | 721,756 | 592,492 | 511,927 | 512,753 | 587,684 | 459,762 | 350,544 |
| Coke (II. A.) - - - - Tons | 1,528 | 1,384 | 1,500 | 1,885 | 1,794 | 1,461 | 1,203 | 1,582 | 1,662 | 1,448 |
| TOTAL, Coal, Coke, and Patent Fuel - - - | 889,601 | 873,987 | 881,239 | 723,641 | 594,286 | 513,388 | 513,956 | 589,266 | 461,424 | 351,992 |

* Figures prior to 1911-12 relate to the whole of Asiatic Turkey.

† Separately recorded from April 1912.

Exports of Principal Articles of Indian Produce and Manufacture, distinguishing Principal Countries to which Exported—continued.

| ARTICLES AND COUNTRIES. | QUANTITIES. | | | | | VALU. | | | | |
|---|-------------|----------|----------|----------|----------|-----------|-----------|-----------|-----------|-----------|
| | 1910-11. | 1911-12. | 1912-13. | 1913-14. | 1914-15. | 1910-11. | 1911-12. | 1912-13. | 1913-14. | 1914-15. |
| Coffee (I. L.): | | | | | | | | | | |
| United Kingdom - Cwt. | 80,599 | 78,136 | 81,931 | 92,353 | 90,127 | £ 299,639 | £ 302,229 | £ 344,951 | £ 363,943 | £ 353,626 |
| Austria-Hungary - " | 9,160 | 17,481 | 8,663 | 12,133 | 8,287 | 34,913 | 72,301 | 34,899 | 49,697 | 33,266 |
| Belgium - " | 9,277 | 8,699 | 10,247 | 9,123 | 726 | 25,685 | 31,615 | 37,132 | 36,563 | 2,831 |
| France - " | 123,200 | 79,751 | 110,133 | 97,543 | 132,181 | 339,483 | 232,868 | 411,622 | 323,832 | 504,301 |
| Germany - " | 6,960 | 13,598 | 8,250 | 9,224 | 1,783 | 23,557 | 53,037 | 33,254 | 38,144 | 7,393 |
| Holland - " | 5,780 | 3,025 | 910 | 2,130 | 1,055 | 16,635 | 11,325 | 3,149 | 8,297 | 3,934 |
| Mauritius - " | 3,129 | 2,120 | 1,930 | 670 | 1,401 | 6,933 | 5,270 | 5,154 | 1,909 | 4,177 |
| Aden - " | 3 | 25 | 0 | 1 | 3,155 | 9 | 77 | 0 | 0 | 0,512 |
| Bahrein Islands - " | 2,067 | 4,283 | 6,877 | 6,764 | 4,880 | 6,852 | 15,559 | 27,481 | 26,245 | 17,089 |
| Ceylon - " | 10,221 | 11,619 | 12,842 | 12,751 | 11,125 | 28,256 | 40,852 | 48,226 | 46,373 | 40,254 |
| Maldives - " | 0 | 0 | 1,466 | 0 | 0 | 0 | 0 | 5,780 | 0 | 0 |
| Maskat Territory and Trucial Oman - " | 443 | 795 | 1,261 | 1,737 | 3,579 | 1,141 | 2,945 | 4,837 | 6,187 | 10,525 |
| Other States in Arabia - " | 48 | 602 | 374 | 2,510 | 10,443 | 180 | 2,207 | 1,322 | 9,705 | 34,036 |
| Turkey, Asiatic: Persian Gulf* - " | 4,191 | 10,917 | 6,505 | 4,482 | 4,046 | 12,483 | 39,558 | 24,406 | 17,987 | 14,117 |
| Australia - " | 10,562 | 8,398 | 12,913 | 6,634 | 13,342 | 36,988 | 31,586 | 50,503 | 26,088 | 52,188 |
| Other Countries - " | 1,609 | 1,636 | 2,676 | 1,796 | 4,264 | 4,908 | 6,101 | 10,677 | 7,126 | 14,147 |
| | 272,249 | 241,085 | 266,978 | 259,900 | 290,394 | 837,742 | 897,450 | 1,043,503 | 1,024,402 | 1,102,515 |
| Coir: | | | | | | | | | | |
| Unmanufactured (II. J.) | | | | | | | | | | |
| United Kingdom - Cwt. | 6,212 | 6,906 | 5,821 | 10,438 | 3,374 | 4,375 | 4,738 | 4,170 | 8,315 | 2,413 |
| Other Countries - " | 6,174 | 4,379 | 3,506 | 4,324 | 1,562 | 4,166 | 2,863 | 2,363 | 3,134 | 1,078 |
| | 12,386 | 11,285 | 9,327 | 14,812 | 4,936 | 8,541 | 7,603 | 6,532 | 11,449 | 3,491 |
| Manufactured (excluding Rope) (III. P.): | | | | | | | | | | |
| United Kingdom - Cwt. | 165,295 | 228,418 | 195,295 | 235,689 | 240,760 | 113,346 | 161,780 | 152,946 | 184,064 | 188,304 |
| Belgium - " | 56,151 | 62,916 | 66,355 | 67,596 | 18,930 | 38,562 | 43,006 | 45,200 | 45,767 | 9,748 |
| France - " | 52,528 | 56,311 | 61,384 | 54,819 | 21,233 | 37,075 | 39,020 | 44,006 | 39,038 | 15,797 |
| Germany - " | 210,315 | 218,164 | 204,605 | 212,859 | 63,622 | 151,768 | 148,796 | 148,880 | 158,840 | 52,591 |
| Holland - " | 59,690 | 66,440 | 67,738 | 83,482 | 31,860 | 43,028 | 48,635 | 49,080 | 62,009 | 23,464 |
| Italy - " | 11,444 | 10,283 | 19,815 | 13,689 | 6,540 | 8,426 | 7,646 | 15,540 | 10,345 | 4,865 |
| Portugal - " | 27,216 | 23,198 | 27,188 | 24,108 | 17,654 | 20,505 | 17,022 | 20,184 | 18,317 | 12,721 |
| United States - " | 31,871 | 33,086 | 35,605 | 42,316 | 39,463 | 23,098 | 33,408 | 32,878 | 39,210 | 37,887 |
| Australia - " | 4,050 | 9,681 | 10,390 | 4,801 | 12,877 | 5,085 | 12,079 | 10,815 | 5,879 | 14,009 |
| Other Countries - " | 23,266 | 34,862 | 35,943 | 32,843 | 22,920 | 17,730 | 27,574 | 29,972 | 28,378 | 21,793 |
| | 641,826 | 748,359 | 724,317 | 772,262 | 475,859 | 463,623 | 538,967 | 550,486 | 592,741 | 380,290 |
| Cordage and Rope of Vegetable Fibre (excluding Jute and Cotton) (III. P.): | | | | | | | | | | |
| Siam - Cwt. | 4,119 | 4,118 | 7,952 | 6,861 | 5,707 | 4,086 | 4,187 | 8,591 | 8,110 | 7,482 |
| Straits Settlements - " | 14,501 | 15,006 | 16,536 | 21,537 | 15,640 | 17,664 | 19,546 | 22,697 | 31,572 | 25,071 |
| Other Countries - " | 26,549 | 31,824 | 33,330 | 32,022 | 23,203 | 24,661 | 29,310 | 30,274 | 30,507 | 24,140 |
| | 45,169 | 50,948 | 57,818 | 60,420 | 44,550 | 46,411 | 53,043 | 61,562 | 70,189 | 56,693 |
| Drugs and Medicines (excluding Chemicals and Narcotics): | | | | | | | | | | |
| Aloes (III. D.) - Cwt. | 195 | 367 | 229 | 62 | 117 | 319 | 551 | 304 | 118 | 202 |
| Asafetida (III. D.) - " | 147 | 107 | 87 | 52 | 42 | 968 | 650 | 224 | 210 | 174 |
| Camphor (III. D.) - Lb. | 457 | 461 | 237 | 50 | 110 | 42 | 48 | 24 | 5 | 14 |
| Cinchona Bark (III. D.): | | | | | | | | | | |
| United Kingdom - Lb. | 371,280 | 410,032 | 659,285 | 605,102 | 642,987 | 5,182 | 5,237 | 9,112 | 8,289 | 9,567 |
| Galangal (III. D.) - Cwt. | 1,003 | 1,170 | 1,233 | 1,088 | 301 | 800 | 976 | 1,103 | 972 | 299 |
| †Nux Vomica (Strychnia) (III. D.): | | | | | | | | | | |
| United Kingdom - Cwt. | — | — | 14,160 | 18,991 | 13,335 | — | — | 5,476 | 7,660 | 6,173 |
| United States - " | — | — | 17,363 | 13,823 | 16,912 | — | — | 6,000 | 5,178 | 7,336 |
| Other Countries - " | — | — | 9,995 | 13,330 | 2,914 | — | — | 2,923 | 4,528 | 1,047 |
| | — | — | 41,518 | 46,149 | 33,161 | — | — | 14,406 | 17,366 | 14,556 |
| †Senna (III. D.): | | | | | | | | | | |
| United Kingdom - Cwt. | — | — | 15,043 | 10,862 | 8,271 | — | — | 18,448 | 13,168 | 10,167 |
| United States - " | — | — | 10,229 | 7,391 | 4,835 | — | — | 8,241 | 6,694 | 6,245 |
| Other Countries - " | — | — | 14,294 | 8,197 | 2,182 | — | — | 10,065 | 6,563 | 2,153 |
| | — | — | 39,566 | 26,450 | 15,288 | — | — | 36,774 | 26,425 | 18,565 |

* Figures prior to 1911-12 relate to the whole of Asiatic Turkey.

† Separately recorded from April 1912.

Exports of Principal Articles of Indian Produce and Manufacture, distinguishing
Principal Countries to which Exported—continued.

| ARTICLES AND COUNTRIES. | QUANTITIES. | | | | | VALUE. | | | | |
|--|------------------|------------------|------------------|------------------|------------------|----------------|----------------|----------------|----------------|------------------|
| | 1910-11. | 1911-12. | 1912-13. | 1913-14. | 1914-15. | 1910-11. | 1911-12. | 1912-13. | 1913-14. | 1914-15. |
| Drugs and Medicines (excluding Chemicals and Narcotics)—cont. | | | | | | | | | | |
| Other Sorts of Drugs and Medicines (III. D.): | | | | | | £ | £ | £ | £ | £ |
| United Kingdom | — | — | — | — | — | 32,351 | 27,662 | 6,547 | 7,934 | 4,747 |
| France | — | — | — | — | — | 6,076 | 2,890 | 107 | 445 | 80 |
| Germany | — | — | — | — | — | 9,148 | 6,411 | 1,185 | 903 | 741 |
| United States | — | — | — | — | — | 26,173 | 20,982 | 2,395 | 3,027 | 2,257 |
| China, Hong-Kong | — | — | — | — | — | 50,018 | 24,931 | 29,215 | 45,269 | 24,390 |
| Other Countries | — | — | — | — | — | 25,400 | 29,996 | 23,445 | 27,130 | 22,071 |
| | — | — | — | — | — | 149,166 | 112,872 | 62,894 | 84,708 | 54,295 |
| TOTAL, Drugs and Medicines, &c. | — | — | — | — | — | 156,477 | 120,343 | 124,943 | 138,093 | 97,732 |
| Dyeing and Tanning Substances: | | | | | | | | | | |
| Cutch and Gambier (III. F.): | | | | | | | | | | |
| United Kingdom - Cwt. | 54,142 | 50,068 | 43,544 | 33,599 | 42,293 | 68,126 | 54,864 | 44,131 | 34,741 | 44,907 |
| France | 13,304 | 11,153 | 8,742 | 8,760 | 4,660 | 15,155 | 11,420 | 9,369 | 9,536 | 5,517 |
| Germany | 4,536 | 3,944 | 2,950 | 3,848 | 1,250 | 5,596 | 3,738 | 2,864 | 3,810 | 1,495 |
| Holland | 12,049 | 7,415 | 8,305 | 5,630 | 4,780 | 13,255 | 7,605 | 8,826 | 6,252 | 6,584 |
| Other Countries | 7,016 | 8,427 | 5,210 | 7,022 | 9,058 | 9,309 | 8,906 | 5,909 | 7,823 | 11,341 |
| | 91,047 | 81,007 | 68,751 | 58,859 | 62,041 | 111,441 | 86,533 | 71,009 | 62,162 | 69,844 |
| Indigo (III. F.): | | | | | | | | | | |
| United Kingdom - Cwt. | 2,932 | 6,229 | 1,510 | 3,352 | 15,275 | 42,815 | 82,927 | 15,274 | 42,608 | 560,052 |
| Austria-Hungary | 1,656 | 2,922 | 2,085 | 1,554 | 91 | 26,141 | 42,721 | 29,242 | 21,666 | 930 |
| France | 479 | 525 | 593 | 129 | 0 | 7,266 | 7,308 | 8,252 | 1,858 | 0 |
| Russia | 2,312 | 1,502 | 564 | 355 | 60 | 17,682 | 11,680 | 6,098 | 4,115 | 794 |
| Egypt | 3,232 | 1,430 | 1,687 | 1,157 | 399 | 44,840 | 17,731 | 20,949 | 14,261 | 5,785 |
| United States | 1,315 | 1,687 | 1,138 | 604 | 210 | 18,504 | 22,058 | 13,098 | 7,982 | 10,783 |
| Japan | 68 | 379 | 441 | 233 | 201 | 725 | 4,798 | 5,325 | 2,761 | 3,159 |
| Persia | 1,411 | 922 | 241 | 483 | 166 | 15,289 | 10,342 | 8,218 | 5,855 | 2,091 |
| Turkey, Asiatic*— | | | | | | | | | | |
| Levant and Black Sea | 2,740 | 1,237 | 1,288 | 1,632 | 179 | 40,188 | 19,182 | 17,320 | 22,826 | 2,733 |
| Persian Gulf | | 1,426 | 1,434 | 1,165 | 317 | | 20,040 | 17,762 | 14,073 | 4,543 |
| Other Countries | 744 | 896 | 876 | 275 | 244 | 10,319 | 11,748 | 10,217 | 4,033 | 8,821 |
| | 16,939 | 19,155 | 11,857 | 10,939 | 17,142 | 223,529 | 250,535 | 146,755 | 141,938 | 599,891 |
| Myrobalans (III. F.): | | | | | | | | | | |
| United Kingdom - Cwt. | 681,112 | 486,829 | 686,980 | 504,001 | 644,389 | 173,093 | 123,500 | 132,478 | 142,683 | 176,388 |
| Austria-Hungary | 43,112 | 46,842 | 39,647 | 37,302 | 30,964 | 14,091 | 13,008 | 13,438 | 13,577 | 8,005 |
| Belgium | 211,433 | 147,757 | 142,422 | 136,028 | 93,098 | 65,156 | 44,793 | 47,280 | 45,690 | 32,685 |
| France | 38,707 | 32,897 | 51,803 | 40,814 | 37,393 | 11,870 | 9,229 | 17,155 | 12,347 | 11,850 |
| Germany | 304,842 | 233,039 | 228,634 | 270,767 | 121,962 | 96,665 | 68,794 | 80,797 | 89,814 | 44,817 |
| Italy | 20,109 | 14,459 | 25,948 | 15,436 | 7,713 | 5,611 | 3,892 | 7,382 | 4,785 | 2,409 |
| Russia | 32,324 | 19,980 | 10,188 | 20,731 | 3,945 | 9,737 | 5,710 | 3,528 | 6,915 | 1,341 |
| United States | 298,333 | 224,053 | 191,656 | 187,238 | 189,338 | 79,270 | 56,279 | 54,901 | 56,982 | 58,439 |
| Australia | 22,365 | 15,222 | 16,047 | 10,597 | 27,273 | 7,435 | 4,949 | 5,742 | 3,420 | 9,828 |
| Other Countries | 6,508 | 12,783 | 4,430 | 13,430 | 18,186 | 2,169 | 3,366 | 1,579 | 3,413 | 4,688 |
| | 1,658,895 | 1,233,661 | 1,397,755 | 1,236,394 | 1,164,261 | 465,097 | 333,520 | 414,280 | 379,626 | 350,450 |
| Safflower (III. F.) - Cwt. | 4,135 | 4,288 | 4,250 | 3,983 | 2,867 | 6,174 | 6,044 | 4,273 | 3,966 | 2,792 |
| Tarmeric (III. F.): | | | | | | | | | | |
| United Kingdom - Cwt. | 11,354 | 14,699 | 14,624 | 9,883 | 12,641 | 8,704 | 14,122 | 13,447 | 7,262 | 9,240 |
| France | 5,228 | 8,267 | 11,481 | 10,960 | 3,337 | 3,138 | 6,006 | 9,019 | 6,940 | 1,792 |
| Germany | 5,411 | 9,612 | 10,076 | 18,352 | 3,642 | 3,283 | 7,222 | 8,268 | 11,396 | 2,180 |
| Russia | 4,048 | 8,222 | 4,232 | 9,788 | 2,634 | 4,350 | 8,957 | 4,147 | 7,900 | 1,585 |
| United States | 6,071 | 4,399 | 6,071 | 5,116 | 2,808 | 4,423 | 3,367 | 4,962 | 3,853 | 1,672 |
| Aden | 3,330 | 3,982 | 6,105 | 4,899 | 2,937 | 2,811 | 3,864 | 5,549 | 4,452 | 2,298 |
| Ceylon | 8,610 | 9,277 | 10,051 | 10,589 | 10,179 | 6,955 | 8,250 | 7,966 | 6,842 | 5,424 |
| Persia | 2,068 | 4,042 | 3,292 | 5,088 | 2,998 | 1,878 | 4,031 | 3,594 | 5,395 | 3,204 |
| Straits Settlements | 6,908 | 7,105 | 10,192 | 8,934 | 6,560 | 5,003 | 5,919 | 7,845 | 5,732 | 3,527 |
| Turkey, Asiatic*— | | | | | | | | | | |
| Persian Gulf* | 5,260 | 5,507 | 3,506 | 5,977 | 912 | 4,958 | 6,277 | 3,823 | 6,139 | 1,021 |
| Other Countries | 13,552 | 17,195 | 19,213 | 25,441 | 15,500 | 11,849 | 16,944 | 17,810 | 21,539 | 11,942 |
| | 71,847 | 92,307 | 98,843 | 115,027 | 64,148 | 57,352 | 84,959 | 86,370 | 87,450 | 43,894 |
| Other Sorts (including Lac Dye) (III. F.) | 32,460 | 33,243 | 32,693 | 42,117 | 25,000 | 12,031 | 12,199 | 14,070 | 18,384 | 11,366 |
| TOTAL, Dyeing and Tanning Substances | 1,875,323 | 1,463,661 | 1,614,149 | 1,467,319 | 1,335,459 | 875,624 | 773,790 | 736,847 | 693,526 | 1,078,037 |
| Earthenware and Porcelain (excluding Pipes of Earthenware) (III. H.) | — | — | — | — | — | 2,761 | 2,619 | 2,221 | 2,258 | 2,336 |

* Figures prior to 1911-12 relate to the whole of Asiatic Turkey.

Exports of Principal Articles of Indian Produce and Manufacture, distinguishing Principal Countries to which Exported—continued.

| ARTICLES AND COUNTRIES. | QUANTITIES. | | | | | VALUE. | | | | |
|---|-------------|----------|----------|----------|----------|----------|----------|----------|----------|----------|
| | 1910-11. | 1911-12. | 1912-13. | 1913-14. | 1914-15. | 1910-11. | 1911-12. | 1912-13. | 1913-14. | 1914-15. |
| *Fibre for Brushes and Brooms (II. J.): | | | | | | £ | £ | £ | £ | £ |
| United Kingdom - Cwt. | 8,812 | 19,634 | 18,073 | 10,471 | 39,632 | 10,730 | 31,274 | 23,478 | 13,985 | 54,658 |
| Belgium - " " | 20,799 | 23,330 | 24,516 | 25,527 | 8,961 | 31,804 | 25,027 | 24,861 | 20,078 | 10,223 |
| Germany - " " | 25,206 | 34,349 | 31,989 | 31,228 | 16,510 | 25,816 | 35,935 | 32,198 | 32,600 | 20,134 |
| Holland - " " | 3,834 | 6,505 | 5,465 | 7,820 | 2,620 | 4,137 | 6,808 | 6,148 | 10,004 | 3,420 |
| United States - " " | 0 | 3,169 | 2,149 | 1,845 | 5,329 | 0 | 3,254 | 2,031 | 1,900 | 6,219 |
| Other Countries - " " | 5,523 | 3,168 | 4,847 | 3,549 | 7,877 | 5,497 | 3,150 | 4,033 | 3,741 | 9,520 |
| | 64,174 | 90,155 | 87,039 | 80,440 | 80,929 | 67,974 | 95,558 | 93,648 | 89,097 | 103,991 |
| Fish (excluding Canned Fish): | | | | | | | | | | |
| Fish, Dry, Unsalted (I. A.): | | | | | | | | | | |
| Ceylon - Cwt. | 46,202 | 52,877 | 33,621 | 46,316 | 37,295 | 26,761 | 30,708 | 20,463 | 31,763 | 26,175 |
| Other Countries - " " | 12,736 | 12,269 | 9,390 | 8,616 | 8,762 | 8,817 | 9,586 | 8,827 | 8,719 | 9,113 |
| | 58,938 | 65,146 | 43,011 | 54,932 | 46,057 | 36,578 | 40,294 | 29,290 | 40,482 | 35,288 |
| Fish, Dry, Salted (I. A.): | | | | | | | | | | |
| Ceylon - Cwt. | 193,873 | 191,882 | 178,439 | 184,133 | 137,238 | 143,906 | 146,459 | 138,008 | 140,507 | 118,029 |
| Other Countries - " " | 1,854 | 1,523 | 12,697 | 527 | 696 | 1,584 | 1,244 | 9,298 | 587 | 604 |
| | 195,727 | 193,355 | 191,136 | 184,660 | 137,934 | 145,490 | 147,703 | 147,306 | 141,154 | 118,633 |
| Fishmaws and Sharkfins (I. A.): | | | | | | | | | | |
| United Kingdom - Cwt. | 1,500 | 2,004 | 1,803 | 1,642 | 1,383 | 18,301 | 27,467 | 23,349 | 20,012 | 19,523 |
| United States - " " | 850 | 118 | 282 | 99 | 52 | 8,483 | 1,242 | 3,573 | 1,320 | 683 |
| China, Hong-Kong - " " | 5,864 | 3,563 | 2,952 | 3,938 | 4,479 | 40,730 | 25,807 | 20,408 | 27,640 | 27,433 |
| Straits Settlements - " " | 3,079 | 2,906 | 3,090 | 3,494 | 2,953 | 21,569 | 20,946 | 23,030 | 20,075 | 23,261 |
| Other Countries - " " | 13 | 43 | 190 | 166 | 270 | 117 | 433 | 2,407 | 1,936 | 890 |
| | 11,306 | 8,634 | 8,317 | 9,394 | 9,146 | 95,209 | 75,894 | 73,457 | 77,583 | 71,872 |
| Fish, Wet, Salted (Ngapi) (I. A.) - Cwt. | 863 | 1,862 | 1,035 | 3,416 | 14,503 | 942 | 927 | 542 | 2,365 | 9,370 |
| TOTAL, Fish (excluding Canned Fish) - } | 266,839 | 268,997 | 243,499 | 252,402 | 207,640 | 277,619 | 264,818 | 250,085 | 261,584 | 235,840 |
| Fodder, Bran and Pollards (excluding Oilcake): | | | | | | | | | | |
| †Bran and Pollards (IV.): | | | | | | | | | | |
| United Kingdom - Tons | 118,113 | 119,428 | 122,313 | 121,383 | 118,702 | 296,391 | 323,503 | 308,050 | 259,800 | 246,544 |
| Denmark - " " | 0 | 0 | 0 | 0 | 8,654 | 0 | 0 | 0 | 0 | 10,053 |
| Germany - " " | 32,721 | 74,796 | 56,502 | 44,978 | 21,632 | 84,206 | 203,027 | 165,537 | 95,997 | 44,200 |
| Sweden - " " | 143 | 0 | 1,700 | 3,145 | 0 | 427 | 0 | 4,122 | 7,275 | 0 |
| Mauritius - " " | 0 | 0 | 1,980 | 1,670 | 2,177 | 0 | 0 | 8,463 | 7,444 | 11,208 |
| Ceylon - " " | 121 | 120 | 2,584 | 3,291 | 3,161 | 250 | 290 | 11,521 | 12,969 | 13,811 |
| China, Hong-Kong - " " | 4,241 | 4,479 | 4,246 | 1,095 | 2,432 | 4,890 | 7,665 | 10,651 | 1,576 | 3,879 |
| Straits Settlements - " " | 33,002 | 34,029 | 37,515 | 44,443 | 35,919 | 64,083 | 93,045 | 120,003 | 90,091 | 72,448 |
| Other Countries - " " | 598 | 887 | 2,131 | 1,969 | 1,651 | 1,793 | 1,236 | 10,603 | 9,330 | 9,180 |
| | 188,939 | 233,237 | 228,971 | 221,994 | 194,588 | 454,049 | 629,423 | 699,015 | 476,789 | 429,323 |
| Other Sorts (IV.): | | | | | | | | | | |
| Germany - Cwt. | 41,270 | 214,261 | 144,130 | 65,546 | 32,224 | 5,870 | 30,083 | 30,101 | 9,946 | 4,704 |
| Philippines - " " | 3,975 | 5,631 | 14,601 | 9,749 | 9,649 | 1,412 | 1,979 | 4,915 | 3,319 | 3,961 |
| Straits Settlements - " " | 52,901 | 52,592 | 43,066 | 26,971 | 28,043 | 17,323 | 16,638 | 14,446 | 12,303 | 10,801 |
| Other Countries - " " | 97,308 | 146,684 | 25,730 | 41,784 | 35,174 | 21,825 | 33,092 | 8,198 | 11,791 | 10,120 |
| | 195,454 | 419,168 | 228,527 | 154,050 | 105,090 | 46,431 | 90,792 | 57,649 | 37,249 | 29,586 |
| TOTAL, Fodder, Bran and Pollards (excluding Oilcake) | | | | | | 500,480 | 720,220 | 756,664 | 516,069 | 449,914 |
| Fruits and Vegetables: | | | | | | | | | | |
| Fresh Fruits and Vegetables: | | | | | | | | | | |
| Fresh Fruits: | | | | | | | | | | |
| Coconuts (I. B.) - No. | 593,021 | 464,165 | 531,634 | 344,111 | 272,322 | 1,780 | 404 | 1,858 | 1,517 | 948 |
| Others (I. B.) - " " | | | | | | 3,386 | 3,816 | 4,485 | 5,340 | 5,027 |
| Fresh Vegetables of all kinds (I. B.): | | | | | | | | | | |
| Ceylon - " " | | | | | | 75,954 | 76,410 | 91,087 | 90,137 | 109,835 |
| China, Hong-Kong - " " | | | | | | 4,700 | 3,423 | 3,904 | 5,018 | 4,817 |
| Straits Settlements - " " | | | | | | 53,484 | 57,524 | 70,892 | 82,478 | 59,108 |
| Other Countries - " " | | | | | | 12,976 | 17,437 | 14,797 | 15,173 | 15,423 |
| | | | | | | 146,214 | 154,898 | 181,550 | 192,766 | 189,263 |
| TOTAL, Fruits and Vegetables (fresh) | | | | | | 151,380 | 160,028 | 187,893 | 199,632 | 195,238 |

* Separately recorded from August 1910.

† Figures prior to 1912-13 represent "Rice-bran."

Exports of Principal Articles of Indian Produce and Manufacture, distinguishing
Principal Countries to which Exported—continued.

| ARTICLES AND COUNTRIES. | QUANTITIES. | | | | | VALUE. | | | | |
|---|-------------|-----------|------------|-----------|-----------|----------|-----------|-----------|-----------|----------|
| | 1910-11. | 1911-12. | 1912-13. | 1913-14. | 1914-15. | 1910-11. | 1911-12. | 1912-13. | 1913-14. | 1914-15. |
| Fruits and Vegetables—cont. | | | | | | | | | | |
| Dried, Salted or Preserved (I. B.): | | | | | | £ | £ | £ | £ | £ |
| United Kingdom - Cwt. | 8,817 | 10,799 | 5,903 | 8,996 | 13,172 | 10,674 | 16,295 | 5,642 | 15,994 | 21,928 |
| Belgium - - - - - | 2,120 | 2,342 | 1,349 | 2,732 | 4,812 | 2,182 | 2,467 | 1,960 | 5,254 | 2,711 |
| France - - - - - | 9,874 | 14,310 | 9,857 | 19,066 | 8,287 | 18,489 | 26,849 | 18,669 | 44,405 | 15,682 |
| Germany - - - - - | 10,501 | 16,519 | 14,106 | 18,131 | 3,978 | 8,059 | 18,073 | 20,653 | 39,364 | 7,503 |
| Holland - - - - - | 1,070 | 6,266 | 1,317 | 8,390 | 3,040 | 448 | 2,394 | 665 | 6,747 | 3,077 |
| Italy - - - - - | 20,648 | 17,020 | 12,860 | 5,963 | 10,593 | 8,339 | 7,770 | 5,598 | 5,465 | 8,743 |
| Egypt - - - - - | 20,523 | 22,284 | 21,609 | 13,720 | 8,702 | 7,940 | 7,596 | 7,579 | 5,540 | 4,032 |
| United States - - - | 7,851 | 6,917 | 3,874 | 4,770 | 8,970 | 16,553 | 13,477 | 8,992 | 12,531 | 19,329 |
| States in Arabia other than Muscat Territory and Trucial Oman | 20,716 | 29,557 | 17,151 | 17,408 | 11,877 | 9,473 | 11,796 | 8,135 | 9,118 | 5,953 |
| Ceylon - - - - - | 28,084 | 33,581 | 27,085 | 46,214 | 43,303 | 7,969 | 9,528 | 7,586 | 19,397 | 17,595 |
| China, Hong-Kong - - | 1,177 | 1,915 | 4,728 | 4,501 | 4,071 | 1,969 | 2,985 | 7,817 | 6,090 | 6,483 |
| Straits Settlements - - | 50,427 | 56,173 | 55,273 | 48,556 | 33,191 | 16,845 | 19,223 | 20,503 | 21,621 | 16,000 |
| Turkey, Asiatic: Persian Gulf* - - - | 19,139 | 16,922 | 18,204 | 12,963 | 9,100 | 6,467 | 5,671 | 5,809 | 6,450 | 3,355 |
| Other Countries - - - | 24,388 | 32,127 | 23,670 | 27,334 | 26,958 | 11,447 | 13,138 | 11,225 | 15,194 | 14,988 |
| | 225,335 | 266,732 | 216,786 | 238,734 | 190,054 | 126,854 | 157,210 | 130,733 | 313,130 | 147,384 |
| TOTAL, Fruit and Vegetables | — | — | — | — | — | 278,234 | 317,238 | 318,626 | 412,762 | 342,622 |
| Furniture and Cabinet-Ware (III. G.): | | | | | | | | | | |
| United Kingdom - - - | — | — | — | — | — | 12,495 | 20,649 | 14,728 | 12,107 | 8,863 |
| Other Countries - - - | — | — | — | — | — | 12,110 | 16,207 | 16,350 | 16,203 | 9,082 |
| | — | — | — | — | — | 24,605 | 36,856 | 31,078 | 28,310 | 17,945 |
| Glass and Glassware (III. H.) - | — | — | — | — | — | 7,910 | 10,433 | 11,455 | 10,520 | 4,614 |
| Grain, Pulse, and Flour: | | | | | | | | | | |
| Barley (I. C.): | | | | | | | | | | |
| United Kingdom - Cwt. | 212,065 | 3,494,702 | 5,814,017 | 2,991,786 | 518,425 | 54,172 | 873,948 | 1,737,542 | 817,592 | 156,325 |
| Belgium - - - - - | 4,500 | 328,909 | 2,598,064 | 525,749 | 25,607 | 1,265 | 214,684 | 788,533 | 145,262 | 6,440 |
| Denmark - - - - - | 0 | 0 | 87,000 | 0 | 0 | 0 | 0 | 27,956 | 0 | 0 |
| France - - - - - | 0 | 44,400 | 420,429 | 179,608 | 27,470 | 0 | 11,537 | 122,368 | 49,074 | 6,766 |
| Germany - - - - - | 19,000 | 1,180,383 | 3,224,102 | 22,957 | 0 | 5,244 | 326,353 | 980,134 | 6,816 | 0 |
| Holland - - - - - | 0 | 16,000 | 112,602 | 1,976 | 0 | 0 | 4,100 | 34,308 | 494 | 0 |
| United States - - - | 0 | 68,929 | 0 | 0 | 0 | 0 | 17,232 | 0 | 0 | 0 |
| Egypt - - - - - | 333 | 203,585 | 14,098 | 60,356 | 4,037 | 89 | 46,560 | 4,604 | 16,497 | 1,145 |
| Perma - - - - - | 11,794 | 0 | 1,269 | 1,034 | 760 | 3,022 | 0 | 382 | 307 | 276 |
| Other Countries - - - | 19,222 | 11,652 | 31,951 | 24,540 | 10,035 | 5,192 | 3,471 | 9,624 | 7,757 | 3,596 |
| | 266,914 | 5,848,560 | 12,303,532 | 3,808,006 | 586,334 | 68,984 | 1,497,885 | 3,705,451 | 1,043,799 | 174,548 |
| Gram (I. C.): | | | | | | | | | | |
| United Kingdom - Cwt. | 305,046 | 2,521,141 | 697,767 | 289,625 | 0 | 70,840 | 648,433 | 187,957 | 69,130 | 0 |
| Belgium - - - - - | 0 | 346,458 | 198,870 | 8,911 | 1,055 | 0 | 93,459 | 36,864 | 2,504 | 362 |
| France - - - - - | 392,504 | 1,481,930 | 698,049 | 786,178 | 284,831 | 96,530 | 387,719 | 186,460 | 218,593 | 86,514 |
| Germany - - - - - | 4 | 2,097,670 | 1,008,075 | 146,362 | 21,096 | 1 | 564,244 | 270,253 | 40,865 | 6,541 |
| Holland - - - - - | 0 | 114,275 | 62,000 | 0 | 0 | 0 | 29,511 | 17,271 | 0 | 0 |
| Italy - - - - - | 0 | 35,830 | 59,161 | 0 | 0 | 0 | 8,363 | 15,024 | 0 | 0 |
| Sweden - - - - - | 0 | 30,464 | 0 | 0 | 0 | 0 | 8,124 | 0 | 0 | 0 |
| Egypt - - - - - | 53,289 | 90,585 | 46,826 | 56,568 | 41,456 | 16,182 | 27,231 | 19,277 | 25,150 | 19,642 |
| Mauritius - - - - - | 42,055 | 47,576 | 41,161 | 34,994 | 35,494 | 12,500 | 13,197 | 12,125 | 11,289 | 12,525 |
| United States - - - | 0 | 29,961 | 0 | 0 | 0 | 0 | 6,473 | 0 | 0 | 0 |
| Aden - - - - - | 6,625 | 7,896 | 9,154 | 13,002 | 3,992 | 2,387 | 3,057 | 3,604 | 5,116 | 1,590 |
| Ceylon - - - - - | 67,007 | 75,222 | 87,068 | 72,407 | 52,096 | 19,901 | 23,041 | 26,776 | 22,230 | 17,932 |
| Straits Settlements - - | 20,778 | 32,413 | 36,822 | 34,229 | 13,021 | 6,397 | 10,780 | 13,274 | 12,131 | 5,306 |
| Other Countries - - - | 21,704 | 23,399 | 13,431 | 19,658 | 12,927 | 6,837 | 8,177 | 5,235 | 8,096 | 5,733 |
| | 909,012 | 6,934,840 | 2,898,384 | 1,391,994 | 465,968 | 231,575 | 1,831,759 | 794,120 | 415,104 | 156,195 |
| Jawar and Bajra (I. C.): | | | | | | | | | | |
| United Kingdom - Cwt. | 255,887 | 54,980 | 6,007 | 74,771 | 249,347 | 51,211 | 10,222 | 1,435 | 19,885 | 66,253 |
| Belgium - - - - - | 11,007 | 16,068 | 4,000 | 23,989 | 24,006 | 2,340 | 3,103 | 1,039 | 6,134 | 6,434 |
| Germany - - - - - | 989 | 2,015 | 1,045 | 2,000 | 1,021 | 267 | 364 | 268 | 476 | 275 |
| United States - - - | 794 | 7,798 | 403 | 22,738 | 63,130 | 144 | 1,640 | 121 | 5,916 | 16,578 |
| Egypt - - - - - | 279 | 5,128 | 118,590 | 258,527 | 380,270 | 86 | 1,445 | 37,925 | 91,816 | 130,758 |
| Zanzibar and Pemba - - | 25,043 | 28,850 | 15,167 | 15,922 | 11,477 | 7,168 | 8,906 | 4,896 | 4,846 | 4,630 |
| Italian East Africa - - | 10,158 | 11,892 | 93,921 | 335,844 | 391,115 | 2,841 | 3,559 | 33,940 | 127,490 | 157,577 |
| Portuguese East Africa | 8,225 | 8,037 | 14,219 | 11,455 | 4,953 | 2,790 | 2,764 | 5,217 | 4,496 | 1,876 |
| Aden - - - - - | 61,471 | 151,759 | 212,767 | 548,864 | 555,934 | 17,706 | 48,147 | 76,859 | 185,583 | 202,569 |
| Muscat Territory and Trucial Oman - - - | 52,622 | 25,729 | 20,682 | 51,272 | 52,626 | 13,444 | 7,172 | 6,631 | 17,403 | 18,389 |
| Other States in Arabia | 63,949 | 101,434 | 112,350 | 185,964 | 101,136 | 18,266 | 30,869 | 37,434 | 62,725 | 35,791 |
| Turkey, Asiatic: Red Sea* - - - - - | 6,843 | 8,677 | 19,404 | 122,992 | 255,387 | 1,837 | 2,422 | 6,257 | 39,695 | 90,951 |
| Other Countries - - - | 21,787 | 23,791 | 19,244 | 31,546 | 33,723 | 6,277 | 6,948 | 6,492 | 9,709 | 11,310 |
| | 519,054 | 446,158 | 637,829 | 1,685,884 | 2,104,125 | 124,377 | 127,563 | 218,514 | 576,164 | 743,441 |
| †Maize (I. C.): | | | | | | | | | | |
| United Kingdom - Cwt. | — | — | 374,032 | 42,999 | 21,066 | — | — | 92,725 | 9,777 | 5,506 |
| Belgium - - - - - | — | — | 74,042 | 3,484 | 0 | — | — | 20,786 | 866 | 0 |
| Japan - - - - - | — | — | 22,858 | 2,157 | 0 | — | — | 5,355 | 601 | 0 |
| Other Countries - - - | — | — | 59,666 | 8,933 | 7,504 | — | — | 17,995 | 2,725 | 2,685 |
| | — | — | 530,618 | 57,613 | 28,570 | — | — | 136,861 | 13,969 | 8,191 |

* Figures prior to 1911-12 relate to the whole of Asiatic Turkey.

† Separately recorded from April 1912.

Exports of Principal Articles of Indian Produce and Manufacture, distinguishing Principal Countries to which Exported—continued.

| ARTICLES AND COUNTRIES. | QUANTITIES. | | | | | VALUE. | | | | |
|--|-------------|-----------|-----------|-----------|-----------|-----------|-----------|-----------|-----------|-----------|
| | 1910-11. | 1911-12. | 1912-13. | 1913-14. | 1914-15. | 1910-11. | 1911-12. | 1912-13. | 1913-14. | 1914-15. |
| Grain Pulse, and Flour—cont. | | | | | | £ | £ | £ | £ | £ |
| Oats (I. C.) - - - Cwt. | 5,096 | 15,682 | 19,245 | 9,394 | 13,404 | 1,611 | 4,340 | 6,272 | 3,391 | 5,580 |
| Pulse (I. C.): | | | | | | | | | | |
| United Kingdom - Cwt. | 1,302,436 | 2,304,805 | 1,626,676 | 1,052,575 | 960,241 | 305,770 | 522,575 | 403,850 | 284,070 | 383,584 |
| Belgium - - - - - | 132,779 | 729,594 | 398,108 | 65,962 | 8,470 | 30,571 | 173,326 | 97,580 | 17,133 | 2,288 |
| France - - - - - | 143,181 | 6,145 | 502 | 13 | 2,436 | 29,077 | 1,315 | 185 | 8 | 1,372 |
| Germany - - - - - | 68,298 | 1,526,112 | 498,879 | 136,056 | 11,912 | 17,278 | 340,030 | 123,000 | 38,208 | 3,445 |
| Holland - - - - - | 4,001 | 86,006 | 605,421 | 103,467 | 1,080 | 955 | 22,028 | 147,080 | 25,160 | 400 |
| Egypt - - - - - | 9,002 | 68,420 | 8,567 | 24,460 | 6,101 | 3,760 | 16,000 | 3,445 | 10,377 | 2,007 |
| Mauritius - - - - - | 117,523 | 162,507 | 120,204 | 108,373 | 142,061 | 41,685 | 57,876 | 46,770 | 44,208 | 64,740 |
| Natal - - - - - | 34,422 | 55,134 | 52,201 | 35,483 | 44,441 | 14,087 | 15,143 | 21,814 | 10,800 | 22,500 |
| Réunion - - - - - | 0 | 17,643 | 1,266 | 13,611 | 2,039 | 0 | 5,409 | 516 | 5,039 | 874 |
| German East Africa - | 5,577 | 8,731 | 9,474 | 10,510 | 5,630 | 2,724 | 3,910 | 4,604 | 5,206 | 2,782 |
| Portuguese East Africa | 3,808 | 4,135 | 23,290 | 4,805 | 4,806 | 1,845 | 1,984 | 8,423 | 2,548 | 2,540 |
| British West Indies - | 30,731 | 23,257 | 27,753 | 21,435 | 21,825 | 10,818 | 8,191 | 11,476 | 9,505 | 10,044 |
| British Guiana - - - | 26,869 | 23,916 | 32,507 | 27,953 | 33,692 | 9,259 | 8,462 | 13,216 | 12,142 | 10,837 |
| Aden - - - - - | 9,483 | 13,922 | 11,745 | 16,015 | 14,267 | 4,027 | 5,853 | 4,984 | 7,061 | 6,094 |
| Ceylon - - - - - | 249,578 | 203,360 | 230,601 | 198,232 | 151,640 | 91,277 | 71,710 | 84,776 | 73,000 | 80,150 |
| China, Hong-Kong - - | 34,912 | 27,229 | 6,775 | 5,836 | 7,174 | 9,360 | 6,815 | 2,647 | 2,011 | 2,734 |
| Japan - - - - - | 94,717 | 41,445 | 160,109 | 199,173 | 144,372 | 25,292 | 10,305 | 48,153 | 51,708 | 30,341 |
| Straits Settlements - | 146,561 | 127,471 | 162,111 | 174,324 | 124,145 | 50,966 | 44,000 | 61,417 | 65,490 | 53,148 |
| Turkey, Asiatic: Red Sea* | 9,831 | 5,277 | 12,420 | 18,239 | 9,842 | 3,000 | 1,608 | 4,493 | 7,650 | 4,707 |
| Australia - - - - - | 11,907 | 9,332 | 16,081 | 15,188 | 17,660 | 3,168 | 2,804 | 5,111 | 5,125 | 5,707 |
| Other Countries - - - | 50,038 | 73,744 | 56,300 | 60,805 | 47,541 | 19,483 | 25,930 | 24,617 | 26,727 | 22,537 |
| | 2,485,654 | 5,518,185 | 4,061,200 | 2,292,565 | 1,762,305 | 674,520 | 1,346,281 | 1,118,910 | 711,000 | 676,143 |
| Rice in the Husk (I. C.): | | | | | | | | | | |
| Ceylon - - - - - Cwt. | 690,741 | 678,021 | 640,165 | 593,321 | 469,653 | 140,270 | 143,080 | 154,420 | 135,003 | 99,118 |
| Straits Settlements - | 405 | 416,876 | 262,146 | 69 | 88 | 57 | 97,447 | 63,014 | 14 | 6 |
| Other Countries - - - | 2,748 | 10,371 | 27,574 | 16,337 | 2,079 | 754 | 2,073 | 7,731 | 2,028 | 394 |
| | 693,894 | 1,105,268 | 928,885 | 609,727 | 471,770 | 141,000 | 242,000 | 225,165 | 138,035 | 99,518 |
| Rice not in the Husk (I. C.): | | | | | | | | | | |
| United Kingdom - Cwt. | 3,513,957 | 2,740,311 | 3,519,532 | 3,228,189 | 4,235,877 | 1,022,367 | 932,847 | 1,305,168 | 1,120,677 | 1,381,218 |
| Austria-Hungary - - | 3,393,047 | 3,231,093 | 3,548,974 | 4,228,847 | 1,974,494 | 994,695 | 1,048,090 | 1,230,950 | 1,370,032 | 636,050 |
| Belgium - - - - - | 865,265 | 779,271 | 1,284,515 | 432,369 | 110,202 | 275,915 | 298,964 | 489,406 | 129,943 | 34,236 |
| Denmark - - - - - | 99,397 | 0 | 0 | 0 | 118,000 | 24,225 | 0 | 0 | 0 | 37,851 |
| France - - - - - | 222,209 | 202,638 | 344,887 | 473,575 | 316,472 | 70,968 | 60,030 | 116,174 | 152,072 | 92,070 |
| Germany - - - - - | 6,569,493 | 6,619,072 | 8,285,004 | 6,317,901 | 2,300,411 | 1,058,884 | 2,330,691 | 3,133,230 | 2,096,054 | 762,000 |
| Greece - - - - - | 0 | 0 | 0 | 0 | 148,754 | 0 | 0 | 0 | 0 | 44,808 |
| Holland - - - - - | 4,521,015 | 4,569,344 | 4,125,631 | 6,674,632 | 1,820,328 | 1,262,998 | 1,377,426 | 1,440,422 | 2,026,221 | 408,840 |
| Italy - - - - - | 116 | 2,205 | 2,245 | 18,002 | 18,837 | 44 | 943 | 905 | 6,110 | 5,834 |
| Norway - - - - - | 0 | 18,000 | 19,999 | 28,200 | 45,296 | 0 | 0,451 | 8,402 | 9,690 | 10,025 |
| Portugal - - - - - | 0 | 0 | 0 | 0 | 156,617 | 0 | 0 | 0 | 0 | 52,204 |
| Roumania - - - - - | 425,953 | 284,980 | 407,376 | 641,537 | 107,211 | 105,215 | 85,804 | 141,546 | 204,652 | 32,757 |
| Russia - - - - - | 0 | 192,691 | 78,741 | 128,550 | 85,243 | 0 | 56,740 | 32,074 | 38,402 | 26,020 |
| Sweden - - - - - | 341,086 | 76,608 | 342,485 | 501,966 | 245,066 | 83,617 | 21,475 | 113,257 | 150,742 | 70,914 |
| Turkey in Europe - - | 11,500 | 7,072 | 275,654 | 270,498 | 85,441 | 83,533 | 189,893 | 116,829 | 96,911 | 32,725 |
| Africa, East, German | 208,592 | 496,182 | 56,984 | 38,697 | 20,630 | 12,008 | 13,377 | 25,211 | 17,777 | 10,663 |
| " " Italian | 36,210 | 31,269 | | | | | | | | |
| " " Portu- guese | 161,848 | 218,707 | 278,217 | 197,967 | 117,259 | 61,260 | 61,219 | 137,087 | 86,908 | 53,033 |
| Africa, West, Portu- guese | 8,242 | 17,734 | 0 | 34,975 | 9,278 | 3,550 | 8,432 | 0 | 18,970 | 5,200 |
| Cape Colony - - - - | 71,633 | 114,437 | 130,239 | 91,668 | 80,025 | 28,467 | 43,481 | 58,542 | 41,151 | 36,505 |
| East African Protec- torate | 137,177 | 176,281 | 148,963 | 145,958 | 162,613 | 61,253 | 75,800 | 68,041 | 63,100 | 71,311 |
| Egypt - - - - - | 1,445,408 | 595,379 | 717,322 | 1,077,684 | 846,206 | 446,061 | 213,025 | 269,937 | 371,097 | 297,741 |
| Malta and Gozo - - | 2 | 2 | 2 | 2 | 140,197 | 1 | 1 | 1 | 0 | 51,056 |
| Mauritius - - - - - | 1,146,522 | 1,352,293 | 1,150,504 | 1,026,892 | 1,381,392 | 494,250 | 578,073 | 532,096 | 503,088 | 584,200 |
| Natal - - - - - | 330,057 | 380,164 | 436,463 | 383,376 | 407,374 | 134,028 | 161,147 | 297,277 | 204,735 | 212,213 |
| Réunion - - - - - | 2,606 | 376,085 | 170,350 | 58,549 | 473 | 950 | 147,855 | 82,436 | 25,878 | 221 |
| Seychelles - - - - - | 46,694 | 47,688 | 43,014 | 45,068 | 35,346 | 18,617 | 20,725 | 19,155 | 17,063 | 15,353 |
| Somaliland, British | 62,241 | 96,681 | 77,310 | 41,632 | 32,272 | 24,917 | 43,094 | 35,766 | 21,910 | 16,768 |
| Zanzibar and Pemba | 377,272 | 431,600 | 265,580 | 382,124 | 253,110 | 170,918 | 187,613 | 124,633 | 147,555 | 101,541 |
| Canada - - - - - | 293 | 120,397 | 16,523 | 162,990 | 109,944 | 147 | 26,728 | 8,980 | 47,615 | 30,703 |
| United States - - - | 5,239 | 3,723 | 23,244 | 7,982 | 18,442 | 2,940 | 1,797 | 8,634 | 4,500 | 6,800 |
| British West Indies - | 175,286 | 240,282 | 229,665 | 90,238 | 123,032 | 59,526 | 89,223 | 98,848 | 43,645 | 61,211 |
| French - - - - - | 30,674 | 71,064 | 88,103 | 59,960 | 52,089 | 11,406 | 27,945 | 30,804 | 31,322 | 29,076 |
| Cuba - - - - - | 22,549 | 91,934 | 31,484 | 182,977 | 647,115 | 12,839 | 42,417 | 16,158 | 81,581 | 227,718 |
| Argentine Republic | 295,195 | 266,574 | 219,016 | 349,135 | 121,933 | 77,718 | 74,997 | 68,743 | 98,229 | 36,227 |
| Brazil - - - - - | 115,098 | 0 | 0 | 0 | 0 | 34,940 | 0 | 0 | 0 | 0 |
| Chile - - - - - | 173,644 | 31,584 | 111,062 | 87,513 | 75,233 | 50,332 | 11,390 | 37,797 | 30,409 | 23,096 |
| Aden - - - - - | 324,050 | 464,673 | 390,240 | 362,263 | 222,646 | 130,208 | 206,117 | 179,061 | 164,205 | 116,250 |
| Bahrain Islands | 359,528 | 374,145 | 340,477 | 406,868 | 165,764 | 157,428 | 169,078 | 155,798 | 201,474 | 82,350 |
| Celebes and other Islands - - - - - | 82,242 | 112,762 | 146,921 | 112,826 | 116,901 | 25,164 | 38,838 | 54,929 | 37,706 | 34,011 |
| Ceylon - - - - - | 6,545,442 | 6,941,537 | 6,970,199 | 6,701,170 | 5,577,606 | 2,725,892 | 2,942,764 | 3,188,829 | 3,162,450 | 2,678,750 |
| China, Hong-Kong - - | 291,097 | 195,418 | 389,233 | 318,041 | 84,555 | 63,402 | 52,277 | 134,950 | 88,038 | 18,671 |
| Treaty Ports - - - | 473,198 | 408,481 | 252,691 | 91,833 | 43,165 | 138,070 | 140,657 | 91,574 | 29,865 | 11,879 |
| Federated Malay States | 8,079 | 19,358 | 50,617 | 27,272 | 15,994 | 3,488 | 8,426 | 25,206 | 14,143 | 7,857 |

* Figures prior to 1911-12 relate to the whole of Asiatic Turkey.

Exports of Principal Articles of Indian Produce and Manufacture, distinguishing Principal Countries to which Exported—continued.

| ARTICLES AND COUNTRIES. | QUANTITIES. | | | | | VALUE. | | | | |
|--|-------------|-------------|-------------|------------|------------|------------|------------|------------|------------|------------|
| | 1910-11. | 1911-12. | 1912-13. | 1913-14. | 1914-15. | 1910-11. | 1911-12. | 1912-13. | 1913-14. | 1914-15. |
| Grain, Pulse, and Flour—cont. | | | | | | | | | | |
| Rice not in the Husk (I. C.)—cont. | | | | | | £ | £ | £ | £ | £ |
| Japan - - - Cwt. | 1,232,348 | 2,318,448 | 4,324,639 | 3,212,912 | 162,085 | 371,272 | 1,134,286 | 1,811,475 | 1,076,886 | 51,394 |
| Java - - - " " | 5,162,193 | 5,556,779 | 3,198,569 | 788,232 | 1,378,495 | 1,655,975 | 2,139,809 | 1,246,670 | 261,158 | 409,836 |
| Maldives - - - " " | 15,721 | 14,059 | 16,827 | 11,762 | 8,375 | 5,542 | 5,895 | 7,489 | 5,291 | 4,351 |
| Muscat Territory and Trucial Oman - - - " " | 491,144 | 405,397 | 208,041 | 619,689 | 336,097 | 214,605 | 163,919 | 98,208 | 313,649 | 177,058 |
| Other States in Arabia - - - " " | 16,296 | 35,093 | 61,696 | 208,131 | 166,388 | 6,590 | 16,618 | 29,508 | 100,179 | 81,158 |
| Persia - - - " " | 114,630 | 109,830 | 170,490 | 256,900 | 126,106 | 44,766 | 48,559 | 79,609 | 122,492 | 64,973 |
| Philippines - - - " " | 180,000 | 380,309 | 521,371 | 0 | 57,041 | 52,852 | 166,601 | 213,013 | 0 | 15,279 |
| Straits Settlements - - - " " | 5,834,318 | 7,313,987 | 7,925,446 | 5,691,786 | 4,656,924 | 1,734,151 | 2,770,346 | 3,249,850 | 1,915,029 | 1,471,398 |
| Sumatra - - - " " | 259,996 | 189,350 | 107,028 | 112,892 | 335,340 | 83,901 | 67,037 | 40,699 | 36,107 | 99,005 |
| Turkey, Asiatic*— | | | | | | | | | | |
| Levant and Black Sea - - - " " | 653,780 | 1,062,915 | 880,068 | 790,515 | 423,382 | 223,785 | 331,882 | 327,646 | 269,132 | 149,746 |
| Red Sea - - - " " | | 329,127 | 607,788 | 605,590 | 347,946 | | 119,497 | 272,958 | 295,580 | 170,885 |
| Persian Gulf - - - " " | | 191,091 | 103,442 | 225,045 | 76,187 | | 70,873 | 47,206 | 101,157 | 35,135 |
| Australia - - - " " | 417,999 | 484,281 | 669,918 | 414,254 | 542,552 | 117,126 | 155,741 | 228,055 | 124,167 | 153,890 |
| Fiji Islands - - - " " | 10,816 | 67,573 | 22,860 | 8,058 | 4,039 | 3,955 | 25,112 | 9,898 | 3,781 | 1,964 |
| Other Countries - - - " " | 14,433 | 10,836 | 27,708 | 21,373 | 9,532 | 5,375 | 4,585 | 12,152 | 9,044 | 4,419 |
| | 47,302,837 | 51,372,159 | 54,324,402 | 48,397,253 | 30,765,798 | 15,346,685 | 19,124,081 | 21,478,765 | 17,599,532 | 11,339,322 |
| Rice Flour (I. C.) - - Cwt. | 5,859 | 2,788 | 3,126 | 3,188 | 1,808 | 2,362 | 1,215 | 1,451 | 1,405 | 896 |
| Wheat (I. C.): | | | | | | | | | | |
| United Kingdom - - Cwt. | 20,839,701 | 20,655,143 | 23,704,912 | 15,674,923 | 12,052,800 | 7,113,542 | 6,741,190 | 8,380,422 | 5,694,757 | 4,753,376 |
| Belgium - - - " " | 1,186,749 | 3,714,349 | 3,680,299 | 2,785,457 | 555,020 | 405,921 | 1,201,267 | 1,280,708 | 1,010,266 | 196,746 |
| France - - - " " | 2,805,059 | 1,455,373 | 2,707,214 | 3,249,662 | 1,006,411 | 938,011 | 492,024 | 1,011,839 | 1,169,338 | 390,885 |
| Denmark - - - " " | 0 | 0 | 26,000 | 241,640 | 0 | 0 | 0 | 8,667 | 83,447 | 0 |
| Germany - - - " " | 116,700 | 379,505 | 457,726 | 561,509 | 46,786 | 40,400 | 124,221 | 159,211 | 187,042 | 16,809 |
| Holland - - - " " | 0 | 61,000 | 63,160 | 19,200 | 0 | 0 | 19,667 | 22,931 | 6,478 | 0 |
| Italy - - - " " | 74,510 | 825,016 | 2,041,830 | 775,232 | 0 | 28,017 | 109,208 | 737,390 | 287,817 | 0 |
| Norway - - - " " | 0 | 0 | 116,058 | 0 | 0 | 0 | 0 | 38,686 | 0 | 0 |
| Spain - - - " " | 6,000 | 0 | 0 | 196,614 | 28,000 | 2,000 | 0 | 0 | 71,694 | 10,267 |
| Sweden - - - " " | 171,800 | 252,530 | 203,985 | 217,378 | 100,076 | 57,267 | 80,526 | 63,682 | 82,190 | 33,859 |
| Egypt - - - " " | 4,792 | 290,145 | 58,541 | 33,421 | 76,395 | 1,460 | 91,155 | 22,372 | 12,632 | 30,542 |
| Malta and Gozo - - - " " | 0 | 0 | 200 | 0 | 105,000 | 0 | 0 | 78 | 0 | 43,042 |
| Aden - - - " " | 10,956 | 9,838 | 13,186 | 14,856 | 14,231 | 5,446 | 4,722 | 6,339 | 7,398 | 7,087 |
| Bahrein Islands - - - " " | 2,670 | 1,357 | 9,173 | 36,813 | 10,619 | 967 | 437 | 3,404 | 14,486 | 4,397 |
| China, Hong-Kong - - - " " | 14,167 | 20,628 | 22,683 | 23,859 | 27,861 | 4,476 | 6,893 | 8,578 | 12,879 | 12,879 |
| Algeria - - - " " | 0 | 0 | 0 | 36,000 | 0 | 0 | 0 | 0 | 12,600 | 0 |
| Muscat Territory and Trucial Oman - - - " " | 15,508 | 2,324 | 21,049 | 45,777 | 17,897 | 5,937 | 891 | 8,090 | 16,142 | 7,139 |
| Other States in Arabia - - - " " | 38,119 | 32,130 | 47,331 | 31,981 | 3,180 | 18,417 | 16,319 | 24,706 | 17,293 | 1,513 |
| Persia - - - " " | 5,832 | 200 | 5,420 | 14,745 | 2,350 | 2,182 | 65 | 2,045 | 5,811 | 962 |
| Turkey, Asiatic*— | | | | | | | | | | |
| Red Sea - - - " " | 12,504 | 452 | 1,099 | 76,182 | 62,049 | 5,772 | 165 | 439 | 36,966 | 27,933 |
| Persian Gulf - - - " " | | 0 | 20 | 37,483 | 175 | | 0 | 11 | 15,526 | 80 |
| Other Countries - - - " " | 17,895 | 23,334 | 23,906 | 31,373 | 18,805 | 9,005 | 10,222 | 11,228 | 14,312 | 9,878 |
| | 25,323,017 | 27,223,324 | 33,303,742 | 24,044,105 | 14,127,655 | 8,638,820 | 8,898,972 | 11,795,816 | 8,755,571 | 5,546,944 |
| Wheat Flour (I. C.): | | | | | | | | | | |
| United Kingdom - - Cwt. | 24,892 | 61,922 | 83,473 | 80,649 | 1,055 | 8,363 | 27,574 | 43,931 | 31,315 | 555 |
| Egypt - - - " " | 60,398 | 119,270 | 367,999 | 466,957 | 281,565 | 32,103 | 65,718 | 186,798 | 247,674 | 159,531 |
| Germany - - - " " | 9,350 | 8,062 | 22 | 15,522 | 0 | 3,920 | 3,227 | 5 | 6,471 | 0 |
| Africa, East, German - - - " " | 17,612 | 32,192 | 44,539 | 42,950 | 21,148 | 9,997 | 16,542 | 22,081 | 22,237 | 11,264 |
| East African Protec- torate - - - " " | 39,689 | 43,714 | 58,329 | 81,329 | 73,400 | 22,700 | 22,969 | 29,608 | 41,769 | 45,103 |
| Mauritius - - - " " | 94,125 | 145,201 | 124,725 | 116,086 | 135,710 | 46,340 | 69,407 | 60,726 | 57,765 | 78,181 |
| Zanzibar and Pemba - - - " " | 20,161 | 26,540 | 25,343 | 31,867 | 24,729 | 11,350 | 13,766 | 13,178 | 17,063 | 14,120 |
| Aden - - - " " | 114,095 | 140,362 | 213,036 | 160,220 | 137,451 | 62,652 | 75,666 | 117,268 | 90,003 | 78,640 |
| Bahrein Islands - - - " " | 7,513 | 9,224 | 9,992 | 12,262 | 5,757 | 3,447 | 4,192 | 4,699 | 5,905 | 2,854 |
| Ceylon - - - " " | 132,992 | 156,064 | 165,025 | 144,950 | 121,585 | 70,711 | 84,783 | 92,671 | 79,356 | 74,324 |
| Muscat Territory and Trucial Oman - - - " " | 15,903 | 10,692 | 19,916 | 21,766 | 16,529 | 7,016 | 4,627 | 9,121 | 10,032 | 7,812 |
| Other States in Arabia - - - " " | 158,657 | 169,279 | 133,582 | 76,980 | 2,433 | 88,937 | 93,244 | 77,470 | 44,896 | 1,267 |
| Persia - - - " " | 23,402 | 6,920 | 15,531 | 39,103 | 11,407 | 10,563 | 3,112 | 7,487 | 18,255 | 5,692 |
| Straits Settlements - - - " " | 43,125 | 53,258 | 73,896 | 70,589 | 56,689 | 20,248 | 23,411 | 35,177 | 33,565 | 29,132 |
| Turkey, Asiatic*— | | | | | | | | | | |
| Red Sea - - - " " | 31,905 | 26,669 | 15,130 | 187,029 | 150,777 | 16,536 | 12,362 | 7,212 | 107,068 | 83,654 |
| Persian Gulf - - - " " | | 3,113 | 4,671 | 22,854 | 5,155 | | 1,608 | 2,296 | 11,500 | 2,659 |
| Other Countries - - - " " | 11,218 | 17,933 | 15,202 | 17,132 | 29,368 | 6,090 | 8,642 | 8,077 | 9,194 | 17,134 |
| | 805,037 | 1,030,915 | 1,370,401 | 1,588,245 | 1,079,708 | 420,978 | 530,850 | 717,795 | 834,068 | 611,922 |
| Other Sorts (I. C.): | | | | | | | | | | |
| United Kingdom - - Cwt. | 287,151 | 1,710,090 | 1,241 | 1,922 | 0 | 56,473 | 405,350 | 409 | 620 | 0 |
| Belgium - - - " " | 0 | 284,802 | 0 | 433 | 101 | 0 | 65,804 | 0 | 106 | 34 |
| France - - - " " | 23,997 | 524,925 | 0 | 0 | 0 | 5,924 | 141,709 | 0 | 0 | 0 |
| Germany - - - " " | 2,600 | 97,805 | 1,207 | 2,510 | 2,710 | 851 | 21,838 | 342 | 852 | 1,171 |
| Holland - - - " " | 0 | 70,844 | 0 | 100 | 0 | 0 | 16,517 | 0 | 33 | 0 |
| United States - - - " " | 2,000 | 54,411 | 0 | 0 | 0 | 400 | 11,749 | 0 | 0 | 0 |
| Egypt - - - " " | 360 | 140,263 | 62 | 3 | 0 | 112 | 32,008 | 55 | 1 | 0 |
| Other Countries - - - " " | 7,568 | 18,995 | 2,065 | 1,685 | 7,391 | 2,082 | 5,841 | 1,183 | 570 | 2,201 |
| | 323,676 | 2,902,225 | 5,475 | 6,653 | 10,202 | 65,842 | 700,815 | 1,989 | 2,192 | 3,406 |
| TOTAL Grain, Flour, and Pulse - - - } | 73,640,050 | 102,400,104 | 110,296,839 | 83,894,567 | 51,417,647 | 25,716,844 | 34,306,361 | 40,201,109 | 30,094,279 | 19,366,046 |

* Figures prior to 1911-12 relate to the whole of Asiatic Turkey.

Exports of Principal Articles of Indian Produce and Manufacture, distinguishing Principal Countries to which Exported—continued.

| ARTICLES AND COUNTRIES. | QUANTITIES. | | | | | VALUE. | | | | |
|---|-------------|----------|----------|----------|----------|-----------|-----------|-----------|-----------|-----------|
| | 1910-11. | 1911-12. | 1912-13. | 1913-14. | 1914-15. | 1910-11. | 1911-12. | 1912-13. | 1913-14. | 1914-15. |
| Gums and Resins: | | | | | | | | | | |
| Arabic (II. B.): | | | | | | | | | | |
| United Kingdom - Cwt. | 6,725 | 6,051 | 3,412 | 5,937 | 6,391 | 9,256 | 9,731 | 4,781 | 7,800 | 7,543 |
| Belgium - " | 15,978 | 8,575 | 3,503 | 6,770 | 1,546 | 19,716 | 12,157 | 5,181 | 9,433 | 1,020 |
| France - " | 4,962 | 2,811 | 2,369 | 3,714 | 3,006 | 5,857 | 3,714 | 2,855 | 4,343 | 3,371 |
| Germany - " | 11,024 | 19,454 | 15,571 | 15,630 | 4,412 | 14,382 | 33,490 | 21,385 | 20,573 | 5,889 |
| United States - " | 3,722 | 4,928 | 6,696 | 8,709 | 2,605 | 4,870 | 7,470 | 13,130 | 16,260 | 3,005 |
| Other Countries - " | 3,373 | 5,862 | 2,936 | 3,881 | 2,793 | 3,764 | 7,377 | 3,440 | 4,177 | 3,134 |
| | 45,784 | 47,681 | 34,497 | 44,691 | 20,753 | 57,845 | 68,829 | 50,782 | 62,485 | 35,774 |
| Other Sorts (II. B.) - " | 1,415 | 1,409 | 2,298 | 2,382 | 8,403 | 1,549 | 1,405 | 3,737 | 3,505 | 12,806 |
| TOTAL, Gums, &c. - " | 47,199 | 49,090 | 36,785 | 47,073 | 29,156 | 59,394 | 70,234 | 54,519 | 66,080 | 38,640 |
| Hardware and Cutlery, including Plated Ware (III. E.): | | | | | | | | | | |
| United Kingdom - " | — | — | — | — | — | 3,238 | 4,900 | 3,913 | 3,420 | 2,630 |
| Ceylon - " | — | — | — | — | — | 6,396 | 7,303 | 7,342 | 8,192 | 5,341 |
| Straits Settlements - " | — | — | — | — | — | 2,352 | 3,163 | 7,883 | 15,010 | 3,011 |
| Other Countries - " | — | — | — | — | — | 16,776 | 19,663 | 22,160 | 20,142 | 8,892 |
| | — | — | — | — | — | 28,662 | 35,010 | 40,307 | 46,764 | 19,780 |
| Hides and Skins, Raw: | | | | | | | | | | |
| Hides, Raw: | | | | | | | | | | |
| *Buffalo Hides (II. C.): | | | | | | | | | | |
| United Kingdom - Cwt. | — | — | 46,551 | 26,254 | 52,062 | — | — | 154,023 | 97,597 | 180,207 |
| Austria-Hungary - " | — | — | 58,276 | 91,736 | 20,799 | — | — | 235,301 | 446,311 | 100,814 |
| Belgium - " | — | — | 2,468 | 1,417 | 287 | — | — | 10,516 | 5,717 | 1,520 |
| Bulgaria - " | — | — | 2,966 | 1,241 | 2,634 | — | — | 11,256 | 5,338 | 11,753 |
| France - " | — | — | 6,646 | 3,232 | 1,368 | — | — | 20,735 | 9,607 | 5,375 |
| Germany - " | — | — | 22,148 | 30,785 | 7,744 | — | — | 86,713 | 134,312 | 30,018 |
| Holland - " | — | — | 25,968 | 32,485 | 3,097 | — | — | 101,035 | 140,070 | 17,304 |
| Italy - " | — | — | 10,921 | 7,150 | 1,322 | — | — | 40,809 | 28,355 | 6,325 |
| Spain - " | — | — | 3,721 | 667 | 1,068 | — | — | 14,205 | 2,525 | 5,039 |
| Turkey, European - " | — | — | 1,621 | 2,379 | 644 | — | — | 4,143 | 5,307 | 1,030 |
| United States - " | — | — | 143,766 | 114,476 | 107,074 | — | — | 546,985 | 514,485 | 503,485 |
| Ceylon - " | — | — | 4,272 | 3,810 | 845 | — | — | 7,005 | 6,169 | 1,544 |
| Turkey, Asiatic; Le- vant and Black Sea - " | — | — | 14,064 | 27,755 | 9,633 | — | — | 28,873 | 60,298 | 24,020 |
| Other Countries - " | — | — | 1,651 | 2,477 | 3,088 | — | — | 4,379 | 6,710 | 8,009 |
| | — | — | 345,037 | 345,864 | 211,745 | — | — | 1,266,071 | 1,469,113 | 921,993 |
| *Cow Hides (II. C.): | | | | | | | | | | |
| United Kingdom - Cwt. | — | — | 35,076 | 14,919 | 77,923 | — | — | 137,051 | 62,819 | 949,521 |
| Austria-Hungary - " | — | — | 113,620 | 141,537 | 38,865 | — | — | 542,034 | 703,430 | 219,740 |
| Belgium - " | — | — | 18,550 | 20,435 | 6,565 | — | — | 80,677 | 91,169 | 20,003 |
| Bulgaria - " | — | — | 2,683 | 1,422 | 1,995 | — | — | 10,587 | 5,693 | 8,497 |
| France - " | — | — | 17,844 | 14,283 | 6,867 | — | — | 72,204 | 58,550 | 28,357 |
| Germany - " | — | — | 365,874 | 356,195 | 137,655 | — | — | 1,602,076 | 1,903,126 | 791,252 |
| Holland - " | — | — | 16,252 | 7,771 | 2,046 | — | — | 76,580 | 40,490 | 12,272 |
| Italy - " | — | — | 116,095 | 92,662 | 66,211 | — | — | 604,421 | 501,322 | 366,263 |
| Norway - " | — | — | 125 | 83 | 2,243 | — | — | 613 | 341 | 10,522 |
| Roumania - " | — | — | 1,524 | 2,109 | 614 | — | — | 6,379 | 8,823 | 3,107 |
| Spain - " | — | — | 57,793 | 41,865 | 41,890 | — | — | 309,222 | 254,768 | 226,204 |
| Sweden - " | — | — | 0 | 0 | 0 | — | — | 0 | 0 | 94,619 |
| Turkey in Europe - " | — | — | 6,900 | 546 | 92 | — | — | 23,244 | 2,099 | 500 |
| United States - " | — | — | 69,434 | 36,820 | 73,884 | — | — | 304,891 | 171,091 | 307,832 |
| Canada - " | — | — | 5,247 | 8,978 | 2,261 | — | — | 25,183 | 48,918 | 13,520 |
| Turkey, Asiatic; Le- vant and Black Sea - " | — | — | 2,024 | 2,415 | 480 | — | — | 6,995 | 10,596 | 1,954 |
| Other Countries - " | — | — | 1,859 | 997 | 1,396 | — | — | 7,297 | 3,800 | 4,330 |
| | — | — | 831,200 | 743,037 | 490,518 | — | — | 3,969,754 | 3,937,007 | 2,477,553 |
| *Calf Skins (II. C.): | | | | | | | | | | |
| United Kingdom - Cwt. | — | — | 1,394 | 913 | 2,044 | — | — | 6,551 | 4,624 | 10,219 |
| Austria-Hungary - " | — | — | 1,516 | 4,556 | 479 | — | — | 6,442 | 19,751 | 2,070 |
| Belgium - " | — | — | 404 | 1,213 | 1,063 | — | — | 1,722 | 5,717 | 4,022 |
| Germany - " | — | — | 406 | 1,306 | 375 | — | — | 1,794 | 6,947 | 2,248 |
| Holland - " | — | — | 5,890 | 6,822 | 4,666 | — | — | 27,137 | 32,630 | 21,621 |
| Italy - " | — | — | 4,292 | 6,843 | 4,023 | — | — | 20,950 | 30,123 | 22,150 |
| Spain - " | — | — | 14,921 | 4,076 | 8,092 | — | — | 58,220 | 11,728 | 34,439 |
| United States - " | — | — | 617 | 385 | 396 | — | — | 3,830 | 1,559 | 1,780 |
| Other Countries - " | — | — | — | — | — | — | — | — | — | — |
| | — | — | 29,640 | 26,116 | 21,158 | — | — | 126,652 | 122,039 | 99,161 |
| *Other Hides (II. C.) - Cwt. | | | | | | | | | | |
| | — | — | 3,172 | 730 | 510 | — | — | 9,930 | 2,479 | 1,986 |
| Total Hides, Raw: | | | | | | | | | | |
| United Kingdom - Cwt. | 41,633 | 60,348 | 83,769 | 42,365 | 132,322 | 135,300 | 211,978 | 299,628 | 165,678 | 570,133 |
| Austria-Hungary - " | 170,299 | 219,892 | 173,772 | 237,829 | 60,143 | 729,437 | 939,047 | 786,057 | 1,229,392 | 331,624 |
| Belgium - " | 2,323 | 5,107 | 21,417 | 21,868 | 6,852 | 9,510 | 20,189 | 100,737 | 97,054 | 30,583 |
| Bulgaria - " | 6,749 | 14,253 | 5,649 | 2,663 | 4,600 | 22,945 | 46,009 | 21,843 | 11,231 | 20,343 |
| France - " | 6,584 | 17,508 | 25,584 | 17,885 | 8,619 | 28,098 | 48,554 | 96,727 | 69,435 | 35,455 |
| Germany - " | 341,433 | 342,053 | 389,429 | 388,409 | 146,575 | 1,440,550 | 1,494,184 | 1,783,521 | 2,044,062 | 832,865 |
| Holland - " | 14,121 | 15,161 | 42,624 | 41,564 | 5,518 | 60,055 | 54,372 | 179,499 | 197,922 | 31,724 |
| Italy - " | 118,776 | 102,290 | 133,164 | 106,805 | 72,199 | 539,030 | 491,637 | 673,645 | 563,064 | 394,209 |
| Norway - " | 538 | 0 | 125 | 83 | 2,243 | 2,053 | 0 | 613 | 361 | 10,522 |
| Roumania - " | 1,231 | 2,722 | 2,584 | 2,698 | 1,090 | 4,378 | 10,458 | 9,323 | 11,156 | 4,750 |
| Spain - " | 52,627 | 58,327 | 65,946 | 49,375 | 47,011 | 278,654 | 300,994 | 345,010 | 226,496 | 253,339 |
| Sweden - " | 0 | 50 | 0 | 0 | 19,526 | 0 | 140 | 0 | 0 | 94,619 |

* Separately recorded from April 1912.

Exports of Principal Articles of Indian Produce and Manufacture, distinguishing
Principal Countries to which Exported—continued.

| ARTICLES AND COUNTRIES. | QUANTITIES. | | | | | VALUE. | | | | |
|---|------------------|------------------|------------------|------------------|------------------|------------------|------------------|------------------|------------------|------------------|
| | 1910-11. | 1911-12. | 1912-13. | 1913-14. | 1914-15. | 1910-11. | 1911-12. | 1912-13. | 1913-14. | 1914-15. |
| Hides and Skins, Raw—cont. | | | | | | £ | £ | £ | £ | £ |
| Total Hides, Raw—cont. | | | | | | | | | | |
| Turkey in Europe - Cwt. | 10,816 | 11,933 | 8,521 | 2,925 | 736 | 36,200 | 41,752 | 27,487 | 7,408 | 2,480 |
| Egypt - " " | 114 | 117 | 195 | 1,806 | 0 | 479 | 303 | 386 | 4,158 | 0 |
| Canada - " " | 1,110 | 1,437 | 5,302 | 9,021 | 2,261 | 4,774 | 6,016 | 25,514 | 49,298 | 18,520 |
| United States - " " | 48,326 | 59,146 | 228,281 | 155,372 | 189,173 | 160,053 | 227,574 | 970,796 | 697,804 | 846,285 |
| Ceylon - " " | 193 | 790 | 4,305 | 3,810 | 883 | 442 | 1,537 | 7,084 | 6,169 | 1,665 |
| Turkey, Asiatic: Levant and Black Sea* - " " | 33,371 | 31,037 | 16,088 | 30,170 | 10,113 | 80,976 | 78,680 | 35,868 | 76,894 | 25,974 |
| Other Countries - " " | 1,817 | 2,746 | 2,264 | 1,169 | 4,062 | 4,901 | 9,588 | 8,749 | 4,028 | 9,678 |
| " | 852,066 | 944,917 | 1,209,049 | 1,115,747 | 713,926 | 3,597,835 | 3,985,302 | 5,872,407 | 5,530,638 | 3,500,693 |
| Skins, Raw: | | | | | | | | | | |
| Goat Skins (II. C.): | | | | | | | | | | |
| United Kingdom - Cwt. | 41,132 | 38,837 | 56,287 | 40,259 | 39,305 | 164,121 | 133,766 | 205,671 | 138,924 | 131,239 |
| Austria-Hungary - " " | 607 | 535 | 1,295 | 1,262 | 56 | 3,906 | 4,440 | 9,125 | 11,571 | 598 |
| Belgium - " " | 1,536 | 4,399 | 5,598 | 8,935 | 9,764 | 5,753 | 13,384 | 13,773 | 47,528 | 42,862 |
| France - " " | 37,471 | 26,472 | 35,659 | 22,717 | 8,667 | 214,488 | 142,439 | 181,863 | 123,308 | 51,737 |
| Germany - " " | 7,724 | 7,924 | 12,504 | 11,118 | 7,003 | 46,848 | 48,235 | 76,960 | 70,340 | 35,375 |
| Holland - " " | 17,405 | 16,624 | 21,390 | 23,551 | 13,547 | 88,989 | 97,984 | 127,221 | 157,219 | 77,330 |
| Canada - " " | 3,229 | 1,041 | 2,390 | 990 | 0 | 15,462 | 7,827 | 10,868 | 6,172 | 0 |
| United States - " " | 390,361 | 379,214 | 381,266 | 342,452 | 300,676 | 1,632,471 | 1,603,114 | 1,628,537 | 1,516,925 | 1,201,477 |
| Australia - " " | 9,386 | 5,757 | 4,495 | 1,964 | 2,907 | 48,572 | 28,452 | 24,216 | 12,386 | 19,738 |
| Other Countries - " " | 102 | 504 | 70 | 108 | 135 | 494 | 2,515 | 382 | 759 | 1,162 |
| " | 508,953 | 481,307 | 520,954 | 453,356 | 382,060 | 2,221,104 | 2,082,156 | 2,278,616 | 2,085,132 | 1,561,018 |
| Sheep Skins (II. C.): | | | | | | | | | | |
| United Kingdom - Cwt. | 172 | 642 | 1,081 | 1,599 | 326 | 1,052 | 2,928 | 5,625 | 9,417 | 2,826 |
| Germany - " " | 4,234 | 2,523 | 714 | 1,676 | 751 | 19,501 | 12,710 | 3,185 | 6,994 | 4,194 |
| Holland - " " | 338 | 1,392 | 458 | 291 | 75 | 1,636 | 5,151 | 1,747 | 1,233 | 888 |
| United States - " " | 16,744 | 23,200 | 28,986 | 28,818 | 24,682 | 67,097 | 103,505 | 142,986 | 151,277 | 121,224 |
| Other Countries - " " | 2,008 | 573 | 429 | 683 | 461 | 6,701 | 2,527 | 1,742 | 5,078 | 3,223 |
| " | 23,496 | 28,330 | 31,668 | 33,067 | 26,295 | 95,987 | 126,821 | 155,285 | 173,999 | 132,355 |
| Other Skins (II. C.): | | | | | | | | | | |
| Austria-Hungary - Cwt. | 1,539 | 1,659 | 336 | 0 | 0 | 6,466 | 5,817 | 1,911 | 0 | 0 |
| Germany - " " | 985 | 678 | 79 | 0 | 0 | 3,911 | 2,254 | 285 | 0 | 0 |
| Italy - " " | 4,510 | 4,358 | 444 | 0 | 0 | 23,173 | 18,311 | 2,044 | 0 | 0 |
| Spain - " " | 2,507 | 2,613 | 389 | 0 | 0 | 12,961 | 13,742 | 2,494 | 0 | 0 |
| United States - " " | 5,953 | 12,725 | 1,163 | 0 | 0 | 25,901 | 55,096 | 5,494 | 0 | 0 |
| Other Countries - " " | 1,934 | 1,576 | 238 | 140 | 93 | 8,793 | 6,219 | 1,497 | 1,113 | 2,210 |
| " | 17,433 | 23,609 | 2,649 | 140 | 93 | 81,205 | 101,439 | 13,675 | 1,113 | 2,210 |
| TOTAL, Skins, Raw - | 549,882 | 533,246 | 555,271 | 496,563 | 408,448 | 2,398,296 | 2,310,416 | 2,447,576 | 2,260,244 | 1,695,583 |
| TOTAL, Hides and Skins, Raw (excluding Cuttings of Hides and Skins, raw) - | 1,401,948 | 1,478,163 | 1,764,320 | 1,602,310 | 1,122,374 | 5,996,131 | 6,295,718 | 7,819,983 | 7,790,882 | 5,196,276 |
| †Cuttings of Hides and Skins (Raw) (II. C.): | | | | | | | | | | |
| United States - Cwt. | — | — | 25,898 | 26,294 | 11,667 | — | — | 19,999 | 21,328 | 10,504 |
| Other Countries - " " | — | — | 6,961 | 3,194 | 5,569 | — | — | 5,502 | 3,066 | 4,936 |
| " | — | — | 32,859 | 29,488 | 17,236 | — | — | 25,501 | 24,394 | 15,440 |
| TOTAL, Hides and Skins, Raw - | 1,401,948 | 1,478,163 | 1,797,179 | 1,631,798 | 1,139,610 | 5,996,131 | 6,295,718 | 7,845,484 | 7,815,276 | 5,211,716 |
| Horns, Tips, and Pieces of Horn and Hornmeal (II. J.): | | | | | | | | | | |
| United Kingdom - Cwt. | 23,126 | 34,720 | 32,380 | 26,032 | 31,326 | 32,587 | 44,185 | 45,449 | 33,757 | 39,708 |
| Belgium - " " | 11,700 | 9,489 | 21,128 | 13,416 | 3,826 | 23,175 | 20,234 | 40,818 | 21,028 | 4,993 |
| France - " " | 31,963 | 22,475 | 30,562 | 22,472 | 5,106 | 81,779 | 60,592 | 62,996 | 39,350 | 6,434 |
| Germany - " " | 13,462 | 15,531 | 15,498 | 17,044 | 7,374 | 13,532 | 15,093 | 13,121 | 10,471 | 5,496 |
| Other Countries - " " | 4,623 | 2,932 | 1,189 | 855 | 1,097 | 5,263 | 4,097 | 1,756 | 1,407 | 1,160 |
| " | 84,874 | 85,147 | 100,757 | 79,819 | 48,729 | 156,336 | 144,206 | 164,140 | 106,018 | 57,791 |
| Instruments, Apparatus, and Appliances and Parts thereof (III. E.) - | — | — | — | — | — | 3,061 | 6,466 | 5,237 | 4,333 | 4,251 |
| Ivory, Unmanufactured (II. J.) - Lb. | 2,217 | 2,391 | 3,652 | 7,813 | 2,114 | 1,033 | 635 | 1,559 | 3,946 | 951 |
| Ivory, Manufactured (III. P.) - | — | — | — | — | — | 136 | 118 | 55 | 652 | 145 |
| Jadestons (III. P.): | | | | | | | | | | |
| China, Hong Kong - Cwt. | 2,726 | 978 | 1,716 | 2,864 | 4,194 | 57,840 | 18,860 | 15,087 | 26,630 | 54,872 |
| Other Countries - " " | 11 | 16 | 38 | 0 | 0 | 157 | 237 | 283 | 7 | 0 |
| " | 2,737 | 994 | 1,754 | 2,864 | 4,194 | 57,997 | 19,097 | 15,370 | 26,637 | 54,872 |

* Figures prior to 1911-12 relate to the whole of Asiatic Turkey.

† Separately recorded from April 1912.

Exports of Principal Articles of Indian Produce and Manufacture, distinguishing Principal Countries to which Exported—continued.

| ARTICLES AND COUNTRIES. | QUANTITIES. | | | | | VALUE. | | | | |
|--|-------------|----------|----------|----------|----------|-----------|-----------|-----------|-----------|-----------|
| | 1910-11. | 1911-12. | 1912-13. | 1913-14. | 1914-15. | 1910-11. | 1911-12. | 1912-13. | 1913-14. | 1914-15. |
| Jewellery (excluding imitation Jewellery and Precious Stones and Pearls, unset), also Plate of Gold and Silver: | | | | | | | | | | |
| Jewellery (III. P.): | | | | | | £ | £ | £ | £ | £ |
| United Kingdom - - - | — | — | — | — | — | 2,199 | 94,512 | 1,164 | 5,786 | 838 |
| Other Countries - - - | — | — | — | — | — | 1,365 | 932 | 1,311 | 2,343 | 650 |
| | — | — | — | — | — | 3,564 | 95,444 | 2,475 | 8,129 | 1,478 |
| Plate of Gold and Silver (III. P.) - - - | — | — | — | — | — | 5,116 | 5,643 | 7,877 | 5,751 | 4,074 |
| TOTAL, Jewellery and Plate | — | — | — | — | — | 8,680 | 101,087 | 10,352 | 13,880 | 5,552 |
| Lac: | | | | | | | | | | |
| Button (II. B.): | | | | | | | | | | |
| United Kingdom - Cwt. | 17,402 | 16,251 | 25,959 | 13,511 | 15,615 | 59,541 | 58,604 | 91,716 | 54,399 | 49,199 |
| Austria-Hungary - - - | 1,353 | 1,595 | 1,240 | 795 | 572 | 4,374 | 5,475 | 4,152 | 2,800 | 2,047 |
| France - - - | 2,555 | 2,810 | 3,399 | 1,819 | 2,527 | 10,110 | 10,495 | 11,069 | 7,235 | 8,437 |
| Germany - - - | 5,961 | 5,913 | 7,246 | 3,653 | 2,971 | 18,333 | 18,510 | 25,731 | 14,174 | 10,070 |
| United States - - - | 2,469 | 1,508 | 1,047 | 252 | 2,019 | 7,816 | 4,853 | 3,831 | 1,151 | 7,201 |
| Other Countries - - - | 1,538 | 1,607 | 2,607 | 1,835 | 1,822 | 5,640 | 5,834 | 8,642 | 7,372 | 6,180 |
| | 31,278 | 29,684 | 41,498 | 21,865 | 25,526 | 105,814 | 103,831 | 145,741 | 87,140 | 83,130 |
| Seed (II. B.): | | | | | | | | | | |
| United Kingdom - Cwt. | 3,696 | 4,492 | 3,377 | 5,686 | 8,348 | 15,469 | 15,881 | 11,354 | 19,041 | 29,299 |
| Germany - - - | 341 | 714 | 1,579 | 465 | 168 | 990 | 2,559 | 5,865 | 1,644 | 458 |
| United States - - - | 1,302 | 4,405 | 9,605 | 10,230 | 8,244 | 3,906 | 12,120 | 26,725 | 35,018 | 7,491 |
| Other Countries - - - | 37 | 62 | 771 | 657 | 540 | 83 | 191 | 2,398 | 1,752 | 1,180 |
| | 5,376 | 9,673 | 15,332 | 17,097 | 12,300 | 20,448 | 30,751 | 46,332 | 58,975 | 29,328 |
| Shell (II. B.): | | | | | | | | | | |
| United Kingdom - Cwt. | 88,098 | 68,657 | 56,217 | 77,649 | 73,778 | 316,491 | 230,967 | 199,055 | 323,754 | 221,001 |
| Austria-Hungary - - - | 8,186 | 12,915 | 8,564 | 5,974 | 3,502 | 28,495 | 42,496 | 29,957 | 24,102 | 12,000 |
| Belgium - - - | 1,187 | 4,110 | 2,328 | 977 | 2,089 | 4,098 | 13,454 | 7,952 | 3,038 | 6,699 |
| France - - - | 21,087 | 21,225 | 24,543 | 10,833 | 10,214 | 76,128 | 72,026 | 88,308 | 42,000 | 31,767 |
| Germany - - - | 57,787 | 77,653 | 53,883 | 37,929 | 20,257 | 207,222 | 260,270 | 185,552 | 153,897 | 67,422 |
| Holland - - - | 14,229 | 10,897 | 8,221 | 2,191 | 2,883 | 49,512 | 36,298 | 28,474 | 8,621 | 9,640 |
| Italy - - - | 2,914 | 3,790 | 1,579 | 1,551 | 4,151 | 10,078 | 13,499 | 5,719 | 5,731 | 12,590 |
| Russia - - - | 0 | 894 | 1,356 | 219 | 1,818 | 0 | 2,813 | 5,080 | 1,013 | 4,878 |
| United States - - - | 158,660 | 138,720 | 170,696 | 130,716 | 177,644 | 570,588 | 470,201 | 507,757 | 535,280 | 537,416 |
| Japan - - - | 1,745 | 6,433 | 3,963 | 4,054 | 4,238 | 7,370 | 23,285 | 14,392 | 17,179 | 14,398 |
| Australia - - - | 1,168 | 2,427 | 1,983 | 1,387 | 2,971 | 4,592 | 9,256 | 7,299 | 5,698 | 8,932 |
| Other Countries - - - | 2,879 | 3,454 | 2,841 | 2,327 | 4,319 | 11,577 | 13,029 | 10,334 | 10,257 | 14,217 |
| | 357,940 | 351,175 | 336,176 | 275,857 | 307,845 | 1,286,151 | 1,187,414 | 1,178,750 | 1,131,876 | 940,980 |
| Stick (II. B.): | | | | | | | | | | |
| United Kingdom - Cwt. | 410 | 586 | 16,191 | 718 | 694 | 1,095 | 2,130 | 24,977 | 2,054 | 1,914 |
| Other Countries - - - | 836 | 1,010 | 437 | 478 | 445 | 1,708 | 2,016 | 626 | 1,305 | 799 |
| | 1,246 | 1,596 | 16,628 | 1,196 | 1,129 | 2,803 | 4,146 | 25,603 | 3,449 | 2,713 |
| Other Kinds (excluding Lac Dye) (II. B.): | | | | | | | | | | |
| Germany - - - Cwt. | 20,673 | 17,843 | 10,365 | 10,716 | 4,257 | 9,931 | 8,238 | 6,277 | 13,191 | 3,181 |
| United States - - - | 4,112 | 14,227 | 2,560 | 11,695 | 12,144 | 2,018 | 6,520 | 1,690 | 14,281 | 8,076 |
| Other Countries - - - | 1,003 | 3,808 | 5,604 | 1,235 | 3,491 | 1,317 | 1,894 | 4,468 | 1,653 | 3,072 |
| | 25,788 | 35,878 | 18,529 | 23,646 | 19,892 | 13,266 | 16,592 | 12,455 | 29,095 | 14,329 |
| TOTAL, Lac - - - | 421,628 | 428,006 | 428,168 | 339,161 | 366,692 | 1,428,572 | 1,342,694 | 1,406,881 | 1,310,535 | 1,070,496 |
| Leather: | | | | | | | | | | |
| Hides, Tanned or Dressed: | | | | | | | | | | |
| *Buffalo Hides (III. I.): | | | | | | | | | | |
| United Kingdom - Cwt. | — | — | 14,704 | 14,047 | 24,371 | — | — | 65,582 | 66,158 | 162,026 |
| Egypt - - - | — | — | 1,655 | 710 | 161 | — | — | 9,128 | 4,043 | 1,050 |
| Other Countries - - - | — | — | 645 | 788 | 729 | — | — | 3,902 | 4,926 | 4,444 |
| | — | — | 17,004 | 15,545 | 25,261 | — | — | 78,612 | 75,127 | 157,520 |
| *Cow Hides (III. I.): | | | | | | | | | | |
| United Kingdom - Cwt. | — | — | 213,673 | 155,550 | 189,551 | — | — | 1,266,820 | 964,029 | 1,435,019 |
| Other Countries - - - | — | — | 1,756 | 2,833 | 2,014 | — | — | 11,180 | 13,625 | 12,107 |
| | — | — | 215,429 | 158,383 | 191,565 | — | — | 1,278,000 | 982,854 | 1,447,126 |

* Separately recorded from April 1912.

Exports of Principal Articles of Indian Produce and Manufacture, distinguishing
Principal Countries to which Exported—continued.

| ARTICLES AND COUNTRIES. | QUANTITIES. | | | | | VALUE. | | | | |
|--|----------------|----------------|----------------|----------------|----------------|------------------|------------------|------------------|------------------|------------------|
| | 1910-11. | 1911-12. | 1912-13. | 1913-14. | 1914-15. | 1910-11. | 1911-12. | 1912-13. | 1913-14. | 1914-15. |
| Leather—cont. | | | | | | | | | | |
| Hides, Tanned or Dressed—cont. | | | | | | £ | £ | £ | £ | £ |
| *Other Hides (III. I.): | | | | | | | | | | |
| United Kingdom - Cwt. | — | — | 698 | 90 | 193 | — | — | 5,727 | 714 | 1,977 |
| Other Countries - " " | — | — | 132 | 10 | 1 | — | — | 339 | 80 | 26 |
| " | — | — | 830 | 100 | 194 | — | — | 6,666 | 794 | 2,003 |
| Total Hides, Tanned or Dressed: | | | | | | | | | | |
| United Kingdom - Cwt. | 147,896 | 172,881 | 229,075 | 169,637 | 214,115 | 829,392 | 966,835 | 1,338,129 | 1,030,901 | 1,580,022 |
| Egypt - " " | 1,720 | 1,524 | 1,665 | 774 | 161 | 9,411 | 8,634 | 9,185 | 4,505 | 1,050 |
| United States - " " | 131 | 7 | 150 | 861 | 1,129 | 735 | 40 | 827 | 4,506 | 6,555 |
| Turkey, Asiatic: Le- vant and Black Sea† | 543 | 636 | 451 | 1,077 | 803 | 3,183 | 4,266 | 2,779 | 7,133 | 5,140 |
| Other Countries - " " | 1,239 | 1,947 | 2,373 | 1,629 | 812 | 6,610 | 13,156 | 15,137 | 11,525 | 4,832 |
| " | 151,329 | 176,359 | 233,263 | 174,028 | 217,020 | 849,331 | 988,685 | 1,363,278 | 1,058,575 | 1,606,649 |
| Skins, Tanned or Dressed: | | | | | | | | | | |
| Goat Skins (III. I.): | | | | | | | | | | |
| United Kingdom - Cwt. | 68,961 | 78,492 | 56,644 | 66,446 | 53,404 | 971,062 | 1,094,029 | 799,730 | 965,807 | 774,058 |
| Belgium - " " | 886 | 57 | 5 | 49 | 0 | 12,644 | 862 | 80 | 663 | 0 |
| Germany - " " | 1,952 | 2,120 | 2,369 | 1,663 | 670 | 36,242 | 36,626 | 39,702 | 23,265 | 11,733 |
| United States - " " | 3,199 | 2,637 | 2,641 | 5,346 | 6,913 | 39,617 | 35,150 | 31,534 | 77,465 | 93,324 |
| Other Countries - " " | 574 | 159 | 82 | 122 | 301 | 7,167 | 2,271 | 759 | 1,567 | 3,800 |
| " | 75,572 | 83,665 | 61,741 | 74,126 | 61,288 | 1,066,732 | 1,168,938 | 871,905 | 1,073,767 | 882,965 |
| Sheep Skins (III. I.): | | | | | | | | | | |
| United Kingdom - Cwt. | 40,395 | 38,306 | 34,944 | 29,202 | 29,180 | 515,882 | 498,643 | 468,344 | 392,384 | 375,695 |
| Belgium - " " | 828 | 102 | 9 | 193 | 0 | 8,266 | 955 | 100 | 2,168 | 0 |
| United States - " " | 9,936 | 11,647 | 13,382 | 10,365 | 6,209 | 133,443 | 153,602 | 172,840 | 125,576 | 79,922 |
| Japan - " " | 7,450 | 8,732 | 9,129 | 7,459 | 8,424 | 82,197 | 94,955 | 102,278 | 87,975 | 105,940 |
| Straits Settlements - " " | 3,520 | 2,580 | 2,469 | 1,718 | 1,766 | 39,041 | 29,894 | 28,837 | 22,520 | 22,852 |
| Other Countries - " " | 663 | 714 | 422 | 715 | 399 | 6,271 | 7,666 | 4,444 | 8,377 | 4,556 |
| " | 62,792 | 62,061 | 60,355 | 49,652 | 45,978 | 785,100 | 785,715 | 776,898 | 639,000 | 588,965 |
| Other Skins (III. I.): | | | | | | | | | | |
| United Kingdom - Cwt. | 4,026 | 7,541 | 8,291 | 6,794 | 10,114 | 25,795 | 46,269 | 56,053 | 45,546 | 80,153 |
| Other Countries - " " | 10 | 39 | 20 | 21 | 25 | 111 | 349 | 204 | 278 | 186 |
| " | 4,036 | 7,580 | 8,311 | 6,815 | 10,139 | 25,906 | 46,618 | 56,257 | 45,824 | 80,339 |
| TOTAL, Skins, tanned or dressed - " " | 142,400 | 153,326 | 130,407 | 130,593 | 117,405 | 1,877,738 | 2,001,271 | 1,705,055 | 1,758,591 | 1,552,269 |
| TOTAL, Hides and Skins, tanned or dressed - " " | 293,729 | 329,685 | 363,670 | 304,621 | 334,425 | 2,727,069 | 2,989,936 | 3,068,333 | 2,817,166 | 3,158,918 |
| Unwrought (III. I.): | | | | | | | | | | |
| Straits Settlements - Cwt. | 176 | 217 | 176 | 229 | 244 | 4,292 | 3,993 | 3,838 | 5,663 | 3,932 |
| Other Countries - " " | 337 | 510 | 600 | 980 | 1,057 | 3,452 | 4,189 | 5,859 | 6,824 | 6,743 |
| " | 513 | 727 | 776 | 1,189 | 1,301 | 7,744 | 8,181 | 9,697 | 12,487 | 10,675 |
| Manufactures (excluding Boots and Shoes): | | | | | | | | | | |
| Saddlery and Harness (III. I.) - " " | — | — | — | — | — | 5,474 | 1,418 | 1,622 | 1,100 | 1,963 |
| Other Sorts (III. I.) - " " | — | — | — | — | — | 1,927 | 6,588 | 2,346 | 2,708 | 1,503 |
| TOTAL, Leather - " " | — | — | — | — | — | 2,742,214 | 3,006,123 | 3,082,498 | 2,833,461 | 3,173,059 |
| Liquors (I. D.) - Gals. | 217,533 | 94,402 | 125,090 | 35,960 | 842 | 8,517 | 4,282 | 5,730 | 1,722 | 68 |
| Machinery and Millwork of all Kinds (III. J.) - " " | — | — | — | — | — | 1,869 | 3,185 | 771 | 1,271 | 1,102 |
| Manures: | | | | | | | | | | |
| Bones (II. J.): | | | | | | | | | | |
| United Kingdom - Tons | 14,056 | 13,269 | 15,454 | 14,014 | 11,095 | 59,958 | 62,085 | 74,843 | 68,872 | 55,673 |
| Belgium - " " | 23,262 | 29,894 | 33,822 | 34,320 | 13,655 | 101,940 | 137,603 | 159,332 | 166,373 | 67,890 |
| France - " " | 13,249 | 13,419 | 17,089 | 16,176 | 10,685 | 57,833 | 62,289 | 81,788 | 79,262 | 54,766 |
| Germany - " " | 9,952 | 9,553 | 18,006 | 11,131 | 3,461 | 44,526 | 47,604 | 65,627 | 59,822 | 20,148 |
| Natal - " " | 825 | 750 | 300 | 1,824 | 0 | 3,467 | 3,750 | 1,436 | 8,967 | 0 |
| United States - " " | 750 | 1,800 | 7,761 | 8,153 | 9,462 | 3,299 | 3,860 | 38,202 | 42,722 | 46,158 |
| Ceylon - " " | 6,482 | 8,648 | 8,781 | 5,139 | 6,028 | 21,676 | 32,061 | 32,739 | 17,727 | 25,682 |
| China, Hong-Kong - " " | 2,661 | 758 | 15 | 31 | 37 | 12,312 | 3,531 | 85 | 165 | 244 |
| Japan - " " | 4,659 | 6,247 | 9,170 | 11,237 | 6,787 | 20,533 | 29,431 | 46,609 | 59,038 | 33,219 |
| New Zealand - " " | 7,310 | 4,002 | 3,739 | 2,055 | 1,975 | 34,127 | 20,201 | 19,602 | 12,010 | 11,630 |
| Other Countries - " " | 476 | 623 | 1,084 | 1,333 | 810 | 2,023 | 3,008 | 5,476 | 7,275 | 4,083 |
| " | 83,682 | 88,963 | 110,221 | 105,413 | 63,975 | 361,694 | 410,623 | 525,739 | 522,233 | 319,553 |

* Separately recorded from April 1912.

† Figures prior to 1911-12 relate to the whole of Asiatic Turkey.

Exports of Principal Articles of Indian Produce and Manufacture, distinguishing Principal Countries to which Exported—continued.

| ARTICLES AND COUNTRIES. | QUANTITIES. | | | | | VALUE. | | | | |
|---|-------------|----------|----------|----------|----------|----------|----------|----------|----------|----------|
| | 1910-11. | 1911-12. | 1912-13. | 1913-14. | 1914-15. | 1910-11. | 1911-12. | 1912-13. | 1913-14. | 1914-15. |
| Manures—cont. | | | | | | | | | | |
| Fish Manures and Guano (II. J.): | | | | | | £ | £ | £ | £ | £ |
| Ceylon - Tons | 14,161 | 14,629 | 17,935 | 10,156 | 2,120 | 42,652 | 45,290 | 53,429 | 34,869 | 8,646 |
| Straits Settlements - " | 2,192 | 3,157 | 3,242 | 5,508 | 4,474 | 8,967 | 12,780 | 14,464 | 25,574 | 19,711 |
| Other Countries - " | 256 | 837 | 281 | 620 | 130 | 1,409 | 4,080 | 1,531 | 3,001 | 618 |
| " | 16,609 | 18,623 | 21,408 | 16,284 | 6,724 | 53,118 | 62,150 | 69,414 | 64,044 | 28,975 |
| Other Kinds (II. J.): | | | | | | | | | | |
| United Kingdom - Tons | 369 | 404 | 1,370 | 1,003 | 536 | 2,500 | 2,810 | 6,922 | 8,817 | 4,076 |
| United States - " | 967 | 1,564 | 2,500 | 1,200 | 1,941 | 8,108 | 13,133 | 22,308 | 11,346 | 15,180 |
| Ceylon - " | 902 | 682 | 3,549 | 1,953 | 593 | 5,352 | 5,241 | 11,904 | 14,417 | 5,351 |
| Other Countries - " | 1,614 | 1,656 | 1,925 | 1,580 | 838 | 11,042 | 9,445 | 9,671 | 9,013 | 4,760 |
| " | 3,852 | 4,306 | 8,338 | 5,736 | 3,908 | 27,000 | 30,629 | 50,800 | 43,593 | 20,257 |
| TOTAL, Manures - c. | 104,143 | 111,892 | 139,967 | 127,433 | 74,602 | 441,812 | 508,402 | 646,048 | 629,870 | 377,785 |
| Mats and Matting (except Coir and Rubber) (III. P.)—Sq. yds. | 897,620 | 378,849 | 370,966 | 572,978 | 595,778 | 2,440 | 3,734 | 3,131 | 2,232 | 1,038 |
| Metals and Ores: | | | | | | | | | | |
| Brass, Bronze, and similar Amalgams (III. L.)—Cwt. | 2,440 | 3,015 | 3,071 | 2,534 | 1,881 | 15,202 | 20,303 | 20,550 | 15,188 | 10,066 |
| Chromite (Chrome Iron Ore) (II. D.): | | | | | | | | | | |
| United Kingdom - Tons | 2,149 | 3,370 | 2,275 | 1,701 | 3,167 | 7,004 | 8,175 | 6,898 | 4,109 | 10,766 |
| France - " | 0 | 0 | 812 | 1,897 | 437 | 0 | 0 | 2,587 | 5,096 | 1,623 |
| Other Countries - " | 0 | 100 | 770 | 0 | 10 | 0 | 266 | 1,283 | 0 | 15 |
| " | 2,149 | 3,470 | 3,857 | 3,598 | 3,614 | 7,004 | 8,441 | 10,258 | 9,205 | 12,401 |
| Copper: | | | | | | | | | | |
| Ore (II. D.) - Tons | 25 | 580 | 498 | 591 | 559 | 50 | 4,657 | 4,061 | 4,753 | 5,080 |
| Old, Wrought and Unwrought (III. L.)—Cwt. | 2,410 | 5,125 | 4,111 | 4,625 | 1,807 | 12,424 | 24,952 | 20,002 | 22,655 | 10,343 |
| Iron or Steel: | | | | | | | | | | |
| Ore (II. D.) - Tons | 0 | 0 | 14 | 1,990 | 1 | 0 | 2 | 48 | 2,038 | 7 |
| Pig (III. K.): | | | | | | | | | | |
| United States - Tons | 0 | 0 | 158 | 2,367 | 4,135 | 0 | 0 | 407 | 8,185 | 12,530 |
| Australia - " | 5,203 | 12,814 | 9,919 | 10,511 | 14,021 | 17,344 | 42,721 | 33,147 | 87,717 | 40,188 |
| Japan - " | 0 | 3,568 | 80,100 | 65,818 | 29,859 | 0 | 10,472 | 271,959 | 221,056 | 106,807 |
| Other Countries - " | 1,606 | 2,221 | 2,437 | 4,396 | 4,040 | 5,358 | 7,418 | 8,210 | 15,381 | 13,404 |
| " | 6,809 | 18,601 | 92,614 | 82,592 | 52,055 | 22,702 | 60,566 | 813,702 | 282,418 | 182,613 |
| Old for Re-manufacture (II. D.): | | | | | | | | | | |
| Italy - Tons | 5,228 | 4,445 | 9,036 | 820 | 0 | 7,602 | 6,949 | 14,162 | 2,018 | 0 |
| Other Countries - " | 104 | 472 | 1,219 | 615 | 298 | 273 | 1,450 | 2,285 | 1,769 | 705 |
| " | 5,332 | 4,917 | 10,255 | 1,435 | 298 | 7,875 | 8,399 | 16,447 | 3,787 | 705 |
| Manufactures (III. K.) Tons | 723 | 770 | 1,341 | 828 | 447 | 10,050 | 11,219 | 15,861 | 12,727 | 6,918 |
| TOTAL, Iron or Steel (excluding Ore) - } | 12,864 | 24,238 | 104,210 | 84,855 | 52,800 | 40,667 | 89,184 | 346,100 | 208,032 | 100,236 |
| Lead (mainly Pig) (III. L.): | | | | | | | | | | |
| United Kingdom - Cwt. | 248,207 | 197,528 | 120,667 | 46,575 | 87,605 | 178,312 | 180,209 | 95,344 | 37,619 | 73,397 |
| Ceylon - " | 503 | 2 | 26,140 | 22,199 | 40,730 | 335 | 1 | 25,630 | 20,732 | 30,800 |
| China, Treaty Ports - " | 10,073 | 0 | 2,439 | 0 | 0 | 6,637 | 0 | 2,266 | 0 | 0 |
| Other Countries - " | 6,758 | 6,255 | 1,933 | 1,068 | 2,030 | 4,560 | 4,304 | 1,604 | 958 | 2,013 |
| " | 265,541 | 203,785 | 151,199 | 69,862 | 130,365 | 189,844 | 190,574 | 124,334 | 59,309 | 115,210 |
| Manganese Ore (II. D.): | | | | | | | | | | |
| United Kingdom - Tons | 189,358 | 138,003 | 211,921 | 258,776 | 227,281 | 100,428 | 155,265 | 231,668 | 281,140 | 264,811 |
| Austria-Hungary - " | 0 | 0 | 3,300 | 10,310 | 4,030 | 0 | 0 | 3,960 | 12,372 | 4,836 |
| Belgium - " | 137,690 | 148,357 | 171,066 | 187,821 | 66,043 | 163,025 | 167,470 | 184,287 | 212,308 | 72,396 |
| France - " | 99,640 | 107,171 | 112,223 | 103,847 | 46,326 | 122,719 | 116,658 | 128,244 | 127,648 | 56,231 |
| Germany - " | 1 | 7,200 | 7,250 | 18,050 | 14,250 | 3 | 8,120 | 9,060 | 23,952 | 17,008 |
| Holland - " | 15,450 | 29,075 | 23,850 | 8,200 | 0 | 15,450 | 29,075 | 27,935 | 8,700 | 0 |
| Italy - " | 0 | 0 | 6,600 | 7,800 | 0 | 0 | 0 | 7,920 | 9,360 | 0 |
| Japan - " | 0 | 0 | 3,271 | 16,018 | 9,157 | 0 | 0 | 4,970 | 26,536 | 12,334 |
| United States - " | 130,850 | 106,271 | 168,600 | 106,327 | 73,503 | 121,028 | 100,096 | 164,654 | 106,747 | 73,503 |
| " | 572,979 | 536,077 | 708,081 | 718,049 | 440,590 | 612,653 | 576,692 | 782,608 | 808,763 | 502,019 |

Exports of Principal Articles of Indian Produce and Manufacture, distinguishing Principal Countries to which Exported—continued.

| ARTICLES AND COUNTRIES. | QUANTITIES. | | | | | VALUE. | | | | |
|--|-------------|----------|----------|----------|------------|----------|-----------|-----------|-----------|-----------|
| | 1910-11. | 1911-12. | 1912-13. | 1913-14. | 1914-15. | 1910-11. | 1911-12. | 1912-13. | 1913-14. | 1914-15. |
| Metals—cont. | | | | | | | | | | |
| Tin: | | | | | | £ | £ | £ | £ | £ |
| Ore: | | | | | | | | | | |
| Straits Settlements - Tons | 101 | 109 | 178 | 167 | 86 | 8,882 | 10,902 | 19,570 | 19,051 | 9,625 |
| Other Countries - " | 19 | 25 | 36 | 43 | 29 | 1,387 | 2,296 | 1,357 | 5,322 | 3,309 |
| " | 120 | 134 | 214 | 210 | 115 | 10,269 | 13,198 | 20,927 | 24,373 | 12,934 |
| Wrought and Unwrought (III. L.) - Cwt. | 33 | 15 | 254 | 940 | 415 | 251 | 147 | 84 | 284 | 81 |
| Zinc or Spelter, all sorts (III. L.): | | | | | | | | | | |
| Germany - Cwt. | 0 | 0 | 0 | 72,296 | 0 | 0 | 0 | 0 | 13,024 | 0 |
| Belgium - " | 0 | 0 | 1,812 | 74,320 | 97,540 | 0 | 0 | 423 | 17,340 | 22,761 |
| Other Countries - " | 2,001 | 222 | 590 | 6,588 | 636 | 690 | 96 | 179 | 1,432 | 303 |
| " | 2,001 | 222 | 2,402 | 158,204 | 98,176 | 690 | 96 | 602 | 31,796 | 23,069 |
| †Metals, Unenumerated (III. L.): | | | | | | | | | | |
| United Kingdom - Cwt. | 7,621 | 14,046 | 528 | 100 | 44 | 33,144 | 56,532 | 2,578 | 65 | 39 |
| France - " | 800 | 1,678 | 0 | 0 | 0 | 3,200 | 6,461 | 0 | 0 | 0 |
| Germany - " | 1,732 | 11,878 | 0 | 0 | 0 | 6,648 | 40,346 | 0 | 0 | 0 |
| Straits Settlements - " | 140 | 5,234 | 0 | 12 | 8 | 700 | 20,406 | 0 | 112 | 87 |
| Other Countries - " | 207 | 1,149 | 278 | 468 | 359 | 2,149 | 6,590 | 2,872 | 3,946 | 2,913 |
| " | 10,500 | 33,985 | 806 | 580 | 411 | 45,841 | 130,335 | 5,450 | 4,123 | 3,039 |
| *Ores, Unenumerated (II. D.): | | | | | | | | | | |
| United Kingdom - Tons | — | — | 466 | 203 | 2,329 | — | — | 38,701 | 18,652 | 102,181 |
| Belgium - " | — | — | 0 | 22 | 1,330 | — | — | 0 | 1,800 | 12,701 |
| France - " | — | — | 10 | 108 | 20 | — | — | 800 | 6,082 | 1,995 |
| Germany - " | — | — | 924 | 1,095 | 197 | — | — | 88,583 | 104,712 | 18,542 |
| Federated Malay States - " | — | — | 228 | 375 | 313 | — | — | 20,894 | 37,037 | 30,540 |
| Straits Settlements - " | — | — | 140 | 134 | 134 | — | — | 12,976 | 13,292 | 13,231 |
| Other Countries - " | — | — | 0 | 0 | 0 | — | — | 0 | 0 | 147 |
| " | — | — | 1,766 | 1,937 | 4,323 | — | — | 161,954 | 181,575 | 179,346 |
| TOTAL, Metals and Ores | 602,283 | 576,856 | 826,672 | 822,927 | 513,705 | 934,915 | 1,049,581 | 1,478,667 | 1,462,994 | 1,064,743 |
| Mica (II. J.): | | | | | | | | | | |
| United Kingdom - Cwt. | 21,827 | 24,129 | 36,786 | 31,125 | 21,649 | 100,318 | 122,246 | 202,405 | 182,789 | 122,350 |
| Germany - " | 7,406 | 8,110 | 12,115 | 8,486 | 4,087 | 25,362 | 30,457 | 50,688 | 33,696 | 18,966 |
| Holland - " | 4,549 | 4,671 | 4,020 | 2,707 | 1,555 | 14,786 | 21,002 | 15,740 | 12,075 | 7,196 |
| United States - " | 7,899 | 10,589 | 10,284 | 10,493 | 4,993 | 43,905 | 26,953 | 55,944 | 67,268 | 37,633 |
| Ceylon - " | 0 | 109 | 2,234 | 0 | 0 | 0 | 219 | 6,746 | 0 | 0 |
| Other Countries - " | 912 | 1,263 | 1,135 | 1,080 | 688 | 4,612 | 6,901 | 9,828 | 6,716 | 4,521 |
| " | 42,593 | 48,871 | 66,574 | 53,891 | 32,972 | 183,983 | 207,778 | 341,349 | 302,564 | 191,066 |
| Oils: | | | | | | | | | | |
| Animal (II. E.) - Gals. | 74,126 | 123,429 | 68,785 | 368,388 | 223,462 | 3,560 | 5,430 | 3,209 | 14,708 | 8,188 |
| Essential: | | | | | | | | | | |
| *Lemongrass Oil (II. E.): | | | | | | | | | | |
| United Kingdom - Gals. | — | — | 1,956 | 6,447 | 5,249 | — | — | 2,940 | 9,634 | 8,294 |
| France - " | — | — | 20,084 | 26,969 | 15,437 | — | — | 28,588 | 37,646 | 19,918 |
| Germany - " | — | — | 7,309 | 11,442 | 1,454 | — | — | 11,501 | 16,551 | 1,747 |
| Other Countries - " | — | — | 2,918 | 2,664 | 5,656 | — | — | 4,392 | 4,124 | 7,955 |
| " | — | — | 32,262 | 47,522 | 27,796 | — | — | 47,416 | 67,955 | 37,914 |
| *Other Sorts (II. E.): | | | | | | | | | | |
| United Kingdom - Gals. | — | — | 1,580 | 1,193 | 1,097 | — | — | 5,265 | 4,527 | 3,513 |
| France - " | — | — | 1,988 | 1,638 | 1,140 | — | — | 7,967 | 6,033 | 3,233 |
| Germany - " | — | — | 1,545 | 2,410 | 668 | — | — | 6,321 | 9,783 | 2,367 |
| Egypt - " | — | — | 12,242 | 9,866 | 1,328 | — | — | 15,255 | 14,914 | 1,896 |
| Other Countries - " | — | — | 5,918 | 9,516 | 5,725 | — | — | 10,151 | 10,780 | 8,063 |
| " | — | — | 23,221 | 24,618 | 9,953 | — | — | 44,339 | 46,037 | 19,092 |
| Total Essential: | | | | | | | | | | |
| United Kingdom - Gals. | 3,444 | 3,237 | 3,486 | 7,640 | 6,346 | 9,218 | 8,304 | 8,205 | 14,161 | 11,807 |
| France - " | 9,975 | 15,236 | 22,070 | 28,602 | 16,577 | 17,746 | 30,456 | 35,950 | 43,679 | 23,151 |
| Germany - " | 4,213 | 5,640 | 8,854 | 13,852 | 2,122 | 11,044 | 15,428 | 17,822 | 26,334 | 4,114 |
| Egypt - " | 10,786 | 9,829 | 12,242 | 9,866 | 1,328 | 15,315 | 18,503 | 15,255 | 14,914 | 1,896 |
| United States - " | 1,556 | 3,197 | 4,552 | 2,195 | 6,117 | 4,651 | 6,720 | 8,722 | 4,334 | 9,908 |
| Other Countries - " | 4,620 | 4,825 | 4,279 | 9,985 | 5,264 | 6,033 | 8,188 | 5,801 | 10,570 | 6,130 |
| " | 34,594 | 41,964 | 55,483 | 72,140 | 37,754 | 64,007 | 82,599 | 91,755 | 113,992 | 57,006 |
| Mineral: | | | | | | | | | | |
| ‡Benzine, Benzol, Petrol, and other Motor Spirits (II. E.): | | | | | | | | | | |
| United Kingdom - Gals. | — | — | — | — | 20,626,798 | — | — | — | — | 128,931 |
| Holland - " | — | — | — | — | 932,351 | — | — | — | — | 5,827 |
| Ceylon - " | — | — | — | — | 29,096 | — | — | — | — | 2,061 |
| " | — | — | — | — | 21,588,245 | — | — | — | — | 136,819 |

* Separately recorded from April 1912.

† Includes "Ores, unenumerated" prior to 1912-13.

‡ Separately recorded from April 1914.

Exports of Principal Articles of Indian Produce and Manufacture, distinguishing Principal Countries to which Exported—continued.

| ARTICLES AND COUNTRIES. | QUANTITIES. | | | | | VALUE. | | | | |
|--|-------------|------------|------------|------------|------------|----------|----------|----------|----------|----------|
| | 1910-11. | 1911-12. | 1912-13. | 1913-14. | 1914-15. | 1910-11. | 1911-12. | 1912-13. | 1913-14. | 1914-15. |
| Oils—cont. | | | | | | | | | | |
| Mineral—cont. | | | | | | | | | | |
| Kerosene (II. E.): | | | | | | | | | | |
| China, Treaty Ports - Gals. | 211,816 | 0 | 0 | 0 | 0 | 7,080 | 0 | 0 | 0 | 0 |
| Federated Malay States - " | 40,000 | 0 | 0 | 0 | 0 | 1,333 | 0 | 0 | 0 | 0 |
| Straits Settlements - " | 145,960 | 0 | 0 | 0 | 400 | 4,869 | 0 | 0 | 0 | 0 |
| Other Countries - " | 3,411 | 480 | 420 | 8 | 936 | 69 | 21 | 14 | 0 | 33 |
| " | 401,187 | 480 | 420 | 8 | 1,336 | 13,331 | 21 | 14 | 0 | 40 |
| Other Kinds (II. E.): | | | | | | | | | | |
| United Kingdom - Gals. | 2,133,673 | 7,516,094 | 15,818,293 | 15,268,640 | 4,441,797 | 15,571 | 44,530 | 98,745 | 98,014 | 22,333 |
| Germany - " | 0 | 5 | 954,392 | 922,586 | 8 | 0 | 0 | 5,906 | 5,773 | 0 |
| Holland - " | 0 | 0 | 4,629,297 | 3,068,663 | 0 | 0 | 0 | 23,933 | 19,107 | 0 |
| United States - " | 5 | 2,154,678 | 0 | 2,920,459 | 0 | 1 | 13,467 | 0 | 18,254 | 0 |
| Straits Settlements - " | 20,032 | 2,151,745 | 18,332 | 32,406 | 30,564 | 954 | 14,348 | 776 | 1,143 | 1,737 |
| Sumatra - " | 0 | 2,956,535 | 0 | 83 | 0 | 0 | 18,478 | 0 | 0 | 0 |
| Other Countries - " | 29,707 | 40,132 | 77,150 | 97,855 | 137,775 | 1,637 | 2,076 | 5,112 | 5,376 | 9,339 |
| " | 2,183,417 | 14,819,189 | 21,497,464 | 22,308,602 | 4,610,144 | 18,153 | 92,929 | 137,532 | 142,732 | 33,208 |
| Vegetable, not Essential: | | | | | | | | | | |
| Castor (II. E.): | | | | | | | | | | |
| United Kingdom - Gals. | 143,631 | 149,094 | 112,688 | 87,256 | 53,960 | 15,355 | 15,802 | 11,763 | 8,907 | 4,807 |
| Mauritius - " | 93,489 | 109,233 | 89,309 | 92,050 | 104,654 | 9,114 | 10,231 | 8,350 | 8,641 | 10,022 |
| Natal - " | 93,663 | 96,394 | 65,595 | 47,925 | 51,554 | 8,751 | 8,528 | 6,131 | 4,351 | 4,779 |
| Ceylon - " | 66,484 | 76,628 | 68,699 | 73,730 | 51,524 | 5,847 | 6,450 | 5,901 | 6,358 | 4,530 |
| Straits Settlements - " | 140,752 | 107,518 | 119,186 | 141,414 | 108,120 | 11,835 | 10,709 | 12,067 | 13,811 | 10,717 |
| Australia - " | 444,927 | 571,783 | 298,873 | 360,252 | 301,780 | 39,527 | 50,119 | 25,478 | 20,633 | 20,032 |
| New Zealand - " | 133,512 | 186,818 | 142,119 | 140,659 | 168,336 | 14,704 | 19,035 | 15,333 | 15,193 | 16,633 |
| Other Countries - " | 94,553 | 104,945 | 58,026 | 57,715 | 58,341 | 7,704 | 9,897 | 5,262 | 5,035 | 5,810 |
| " | 1,203,007 | 1,404,403 | 954,495 | 1,007,001 | 898,269 | 112,697 | 131,221 | 90,235 | 92,504 | 83,550 |
| Coconut (II. E.): | | | | | | | | | | |
| United Kingdom - Gals. | 317,670 | 557,292 | 217,655 | 223,756 | 1,254,002 | 39,363 | 72,076 | 29,400 | 31,750 | 166,705 |
| Belgium - " | 103,326 | 34,506 | 46,229 | 43,571 | 15,466 | 12,503 | 4,507 | 6,130 | 0,312 | 2,290 |
| Germany - " | 711,434 | 584,251 | 163,940 | 161,032 | 87,647 | 84,208 | 65,469 | 20,929 | 22,557 | 12,576 |
| Holland - " | 30,887 | 60,306 | 39,397 | 29,288 | 30,985 | 3,500 | 7,773 | 5,017 | 4,116 | 4,127 |
| Sweden - " | 191,171 | 316,295 | 99,385 | 119,541 | 166,154 | 21,763 | 40,068 | 13,217 | 16,906 | 21,390 |
| United States - " | 485,567 | 477,487 | 327,899 | 447,664 | 189,098 | 58,575 | 62,080 | 43,644 | 63,070 | 20,993 |
| Other Countries - " | 94,553 | 134,966 | 75,049 | 66,030 | 81,187 | 12,641 | 17,910 | 10,526 | 10,003 | 11,916 |
| " | 1,934,608 | 2,165,103 | 969,404 | 1,091,477 | 1,824,539 | 232,643 | 270,812 | 120,021 | 155,073 | 246,209 |
| Groundnut (II. E.): | | | | | | | | | | |
| Mauritius - Gals. | 65,053 | 91,237 | 127,723 | 107,308 | 151,578 | 6,304 | 9,776 | 13,017 | 10,305 | 15,165 |
| Ceylon - " | 88,566 | 84,274 | 96,255 | 159,232 | 63,174 | 8,968 | 8,733 | 9,797 | 17,260 | 6,691 |
| Other Countries - " | 6,543 | 4,225 | 3,075 | 21,650 | 8,611 | 813 | 449 | 323 | 2,329 | 811 |
| " | 160,167 | 179,736 | 227,053 | 288,190 | 223,363 | 16,585 | 18,958 | 23,137 | 30,019 | 22,667 |
| Linseed (II. E.): | | | | | | | | | | |
| United Kingdom - Gals. | 24,166 | 38,680 | 20,825 | 6,636 | 29,398 | 2,778 | 7,738 | 4,501 | 977 | 13,065 |
| United States - " | 40,680 | 68,000 | 0 | 0 | 0 | 5,163 | 18,600 | 0 | 0 | 0 |
| China, Hong-Kong - " | 115,450 | 21,725 | 13,175 | 22,740 | 25,987 | 14,559 | 4,345 | 2,632 | 4,210 | 3,860 |
| Japan - " | 42,435 | 11,000 | 8,115 | 5,509 | 0 | 5,452 | 2,196 | 1,621 | 1,091 | 0 |
| Australia - " | 54,055 | 53,983 | 16,960 | 18,355 | 500 | 8,118 | 10,796 | 3,382 | 3,400 | 76 |
| Other Countries - " | 39,325 | 56,535 | 47,792 | 40,120 | 76,911 | 6,529 | 11,201 | 8,697 | 7,806 | 10,873 |
| " | 316,111 | 249,975 | 106,867 | 102,360 | 132,786 | 42,594 | 49,966 | 20,823 | 17,493 | 27,809 |
| Mustard or Rape (II. E.): | | | | | | | | | | |
| United Kingdom - Gals. | 5,923 | 7,612 | 43,075 | 8,580 | 6,261 | 725 | 1,052 | 5,022 | 1,102 | 890 |
| Mauritius - " | 165,480 | 161,343 | 178,192 | 189,651 | 205,989 | 17,807 | 19,426 | 21,955 | 22,060 | 23,884 |
| Natal - " | 112,856 | 105,289 | 98,929 | 94,916 | 98,954 | 12,347 | 11,739 | 12,276 | 10,890 | 11,509 |
| Fiji Islands - " | 27,730 | 43,989 | 40,366 | 41,329 | 47,782 | 3,462 | 5,709 | 5,366 | 5,537 | 6,440 |
| Other Countries - " | 51,312 | 45,995 | 53,655 | 72,702 | 54,293 | 5,767 | 5,781 | 6,905 | 6,966 | 6,762 |
| " | 363,306 | 364,228 | 414,217 | 407,178 | 413,189 | 40,168 | 43,707 | 51,554 | 48,924 | 49,594 |
| Til or Jinjli (II. E.): | | | | | | | | | | |
| Mauritius - Gals. | 51,534 | 23,214 | 8,483 | 6,986 | 3,574 | 5,958 | 2,850 | 1,193 | 1,098 | 478 |
| Muscat Territory and Trucial Oman - " | 61,064 | 69,234 | 49,887 | 63,510 | 63,599 | 7,423 | 8,008 | 6,779 | 8,508 | 8,340 |
| Other Countries - " | 76,651 | 75,399 | 91,281 | 137,557 | 121,390 | 9,993 | 9,679 | 12,983 | 19,043 | 16,644 |
| " | 189,269 | 168,847 | 149,651 | 208,053 | 188,563 | 23,374 | 20,746 | 20,255 | 28,649 | 25,462 |
| Other Sorts (II. E.) - Gals. | 71,053 | 74,451 | 45,763 | 137,828 | 104,091 | 5,467 | 6,596 | 4,260 | 13,247 | 10,355 |
| TOTAL, Vegetable, not essential - } | 4,237,521 | 4,604,743 | 2,867,540 | 3,242,087 | 3,784,710 | 473,463 | 542,006 | 339,435 | 385,653 | 466,006 |
| TOTAL, Oils - " | 6,930,845 | 19,589,805 | 24,489,692 | 25,991,315 | 30,245,651 | 572,539 | 722,985 | 571,945 | 637,085 | 701,357 |

Exports of Principal Articles of Indian Produce and Manufacture, distinguishing
Principal Countries to which Exported—continued.

| ARTICLES AND COUNTRIES. | QUANTITIES. | | | | | VALUE. | | | | |
|--|-------------|-----------|-----------|-----------|-----------|-----------|-----------|-----------|-----------|-----------|
| | 1910-11. | 1911-12. | 1912-13. | 1913-14. | 1914-15. | 1910-11. | 1911-12. | 1912-13. | 1913-14. | 1914-15. |
| Oil Cakes: | | | | | | £ | £ | £ | £ | £ |
| *Castor Cake (III. P.): | | | | | | | | | | |
| Ceylon - Cwt. | — | — | 137,838 | 98,040 | 78,791 | — | — | 25,804 | 19,384 | 13,773 |
| Other Countries - " | — | — | 2,341 | 1 | 155 | — | — | 634 | 1 | 66 |
| " | — | — | 140,179 | 98,041 | 78,946 | — | — | 26,438 | 19,385 | 13,839 |
| *Coconut Cake (Punac) (III. P.): | | | | | | | | | | |
| United Kingdom - Cwt. | — | — | 132 | 2,501 | 30,932 | — | — | 41 | 626 | 9,115 |
| Germany - " | — | — | 124,472 | 81,322 | 29,744 | — | — | 40,710 | 26,240 | 9,321 |
| Other Countries - " | — | — | 3,470 | 343 | 232 | — | — | 712 | 99 | 107 |
| " | — | — | 128,074 | 84,166 | 60,958 | — | — | 41,463 | 26,965 | 18,543 |
| *Cotton Cake (III. P.): | | | | | | | | | | |
| United Kingdom - Cwt. | — | — | 138,886 | 179,096 | 86,444 | — | — | 35,444 | 41,346 | 20,063 |
| Germany - " | — | — | 490 | 29,385 | 48,284 | — | — | 122 | 6,788 | 10,993 |
| Other Countries - " | — | — | 744 | 94 | 2,359 | — | — | 212 | 23 | 584 |
| " | — | — | 140,120 | 208,575 | 137,087 | — | — | 35,778 | 48,157 | 31,660 |
| *Groundnut Cake (III. P.): | | | | | | | | | | |
| United Kingdom - Cwt. | — | — | 503,332 | 654,402 | 886,262 | — | — | 96,708 | 130,650 | 172,954 |
| Germany - " | — | — | 336,273 | 243,327 | 81,157 | — | — | 77,677 | 58,072 | 19,404 |
| Ceylon - " | — | — | 243,276 | 299,355 | 280,516 | — | — | 78,987 | 62,409 | 59,363 |
| Java - " | — | — | 20,692 | 9,535 | 2,371 | — | — | 5,457 | 2,543 | 353 |
| Straits Settlements - " | — | — | 32,918 | 24,018 | 29,961 | — | — | 8,999 | 6,133 | 7,987 |
| Other Countries - " | — | — | 11,434 | 9,896 | 7,224 | — | — | 2,557 | 2,104 | 1,414 |
| " | — | — | 1,247,925 | 1,240,533 | 1,287,491 | — | — | 265,385 | 261,971 | 261,475 |
| *Linseed, Rape, and Sesamum Cake (III. P.): | | | | | | | | | | |
| United Kingdom - Cwt. | — | — | 255,675 | 363,952 | 307,443 | — | — | 93,147 | 116,216 | 103,150 |
| Germany - " | — | — | 33,860 | 24,150 | 8,883 | — | — | 10,265 | 8,467 | 2,769 |
| Ceylon - " | — | — | 437,153 | 493,664 | 390,568 | — | — | 180,727 | 221,556 | 175,805 |
| Japan - " | — | — | 666,104 | 905,686 | 315,915 | — | — | 133,642 | 195,883 | 63,108 |
| Other Countries - " | — | — | 17,199 | 2,325 | 1,901 | — | — | 4,504 | 710 | 579 |
| " | — | — | 1,439,991 | 1,789,777 | 1,024,710 | — | — | 422,285 | 542,837 | 345,411 |
| *Others (III. P.): | | | | | | | | | | |
| Ceylon - Cwt. | — | — | 45,437 | 46,597 | 98,987 | — | — | 12,024 | 12,056 | 25,421 |
| Japan - " | — | — | 70,576 | 21,732 | 24,724 | — | — | 12,778 | 4,347 | 6,117 |
| Other Countries - " | — | — | 23,401 | 16,851 | 25,731 | — | — | 5,236 | 4,531 | 6,753 |
| " | — | — | 139,414 | 85,180 | 149,442 | — | — | 30,038 | 20,934 | 38,291 |
| Total Oil Cakes: | | | | | | | | | | |
| United Kingdom - Cwt. | 627,585 | 740,187 | 933,805 | 1,205,594 | 1,329,673 | 149,650 | 177,957 | 226,898 | 290,683 | 310,311 |
| Belgium - " | 2,000 | 5,008 | 0 | 1,531 | 7,997 | 400 | 1,058 | 0 | 516 | 1,531 |
| France - " | 2,380 | 2,995 | 0 | 1 | 100 | 678 | 840 | 0 | 0 | 53 |
| Germany - " | 293,420 | 548,914 | 501,563 | 379,185 | 168,068 | 77,539 | 140,381 | 130,381 | 100,009 | 42,487 |
| Ceylon - " | 941,688 | 358,635 | 964,723 | 893,093 | 849,503 | 243,157 | 250,285 | 292,826 | 315,587 | 274,633 |
| Japan - " | 297,576 | 502,468 | 736,786 | 929,615 | 341,074 | 58,606 | 98,559 | 146,453 | 200,641 | 69,365 |
| Java - " | 25,800 | 8,820 | 20,692 | 9,535 | 2,511 | 6,820 | 1,984 | 5,457 | 2,543 | 420 |
| Straits Settlements - " | 64,670 | 35,955 | 46,241 | 34,677 | 38,444 | 15,021 | 8,138 | 11,648 | 8,467 | 9,767 |
| Other Countries - " | 36,737 | 63,406 | 31,893 | 8,041 | 2,264 | 7,723 | 11,718 | 7,724 | 1,803 | 632 |
| " | 2,294,856 | 2,764,436 | 3,235,703 | 3,506,272 | 2,738,634 | 559,594 | 690,920 | 821,367 | 920,249 | 709,219 |
| Opium (III. D.): | | | | | | | | | | |
| United Kingdom - Cwt. | 5 | 21 | 16 | 168 | 730 | 927 | 3,907 | 1,180 | 18,443 | 58,143 |
| Mauritius - " | 40 | 32 | 14 | 28 | 33 | 6,502 | 3,784 | 1,663 | 8,878 | 2,885 |
| Ceylon - " | 337 | 177 | 73 | 156 | 118 | 36,850 | 20,922 | 6,813 | 15,845 | 12,743 |
| China, Hong-Kong - " | 29,589 | 17,055 | 10,844 | 5,023 | 1,466 | 3,963,264 | 3,019,858 | 2,406,084 | 1,084,093 | 110,712 |
| " Treaty Ports - " | 14,970 | 17,142 | 12,905 | 111 | 0 | 2,203,670 | 3,614,887 | 3,242,907 | 27,833 | 0 |
| French Indo-China - " | 1,489 | 3,115 | 1,180 | 1,282 | 3,946 | 207,722 | 325,500 | 99,018 | 129,502 | 291,425 |
| Japan - " | 0 | 624 | 1,392 | 1,170 | 1,318 | 0 | 76,817 | 129,545 | 119,913 | 100,659 |
| Java - " | 3,117 | 3,219 | 4,415 | 4,789 | 3,887 | 336,825 | 362,120 | 383,408 | 472,199 | 282,252 |
| Macao - " | 0 | 0 | 2,457 | 220 | 0 | 0 | 0 | 236,420 | 18,295 | 0 |
| Mexico - " | 0 | 0 | 0 | 0 | 362 | 0 | 0 | 0 | 0 | 30,135 |
| Siam - " | 73 | 1,681 | 2,692 | 1,656 | 2,923 | 10,217 | 190,657 | 263,177 | 164,080 | 204,323 |
| Straits Settlements - " | 13,402 | 9,795 | 7,473 | 2,255 | 1,107 | 1,692,053 | 1,099,801 | 704,870 | 226,500 | 80,572 |
| Sumatra - " | 0 | 80 | 44 | 0 | 0 | 0 | 7,887 | 6,003 | 0 | 0 |
| Other Countries - " | 8 | 4 | 0 | 0 | 22 | 1,286 | 920 | 0 | 0 | 1,730 |
| " | 63,030 | 52,945 | 43,505 | 16,858 | 15,912 | 8,509,316 | 8,726,060 | 7,481,088 | 2,230,031 | 1,175,639 |
| Paints and Painters' Materials (III. F.): | | | | | | | | | | |
| United Kingdom - " | — | — | — | — | — | 18,248 | 15,526 | 17,454 | 414 | 474 |
| Other Countries - " | — | — | — | — | — | 2,372 | 2,971 | 4,929 | 1,866 | 717 |
| " | — | — | — | — | — | 20,620 | 18,497 | 22,383 | 2,280 | 1,191 |

* Separately recorded from April 1912.

Exports of Principal Articles of Indian Produce and Manufacture, distinguishing Principal Countries to which Exported—continued.

| ARTICLES AND COUNTRIES. | QUANTITIES. | | | | | VALUE. | | | | |
|--|-------------|-----------|-----------|-----------|-----------|----------|----------|----------|----------|----------|
| | 1910-11. | 1911-12. | 1912-13. | 1913-14. | 1914-15. | 1910-11. | 1911-12. | 1912-13. | 1913-14. | 1914-15. |
| Paraffin Wax (III. P.): | | | | | | £ | £ | £ | £ | £ |
| United Kingdom - Cwt. | 95,474 | 59,350 | 78,137 | 84,860 | 107,616 | 148,060 | 92,571 | 117,868 | 129,408 | 161,491 |
| Belgium - " | 2,267 | 7,130 | 13,840 | 6,900 | 600 | 3,438 | 10,815 | 20,900 | 10,465 | 910 |
| Germany - " | 14,433 | 18,027 | 23,205 | 20,436 | 6,630 | 21,747 | 26,656 | 34,357 | 29,330 | 8,829 |
| Africa, East, Portuguese - " | 22,100 | 23,687 | 7,900 | 0 | 3,505 | 33,405 | 34,634 | 11,969 | 0 | 5,034 |
| Cape Colony - " | 9,100 | 11,093 | 2,000 | 11,620 | 8,502 | 13,778 | 14,472 | 3,033 | 17,634 | 12,062 |
| Natal - " | 9,297 | 12,335 | 21,400 | 20,062 | 32,000 | 14,078 | 18,706 | 32,457 | 30,480 | 48,534 |
| United States - " | 10,440 | 10,480 | 33,847 | 14,198 | 33,150 | 15,464 | 15,635 | 51,303 | 21,535 | 50,378 |
| China, Hong-Kong - " | 1,970 | 5,350 | 11,894 | 30,979 | 33,626 | 2,465 | 6,650 | 13,882 | 37,470 | 38,115 |
| Treaty Ports - " | 3,203 | 4,000 | 4,500 | 14,461 | 30,074 | 4,858 | 6,067 | 6,825 | 22,084 | 45,013 |
| Japan - " | 27,122 | 39,900 | 26,674 | 38,059 | 57,566 | 40,904 | 55,053 | 40,450 | 57,734 | 87,810 |
| Korea - " | 0 | 1,525 | 3,009 | 3,737 | 0 | 0 | 3,313 | 4,563 | 5,610 | 0 |
| Philippines - " | 3,552 | 5,833 | 9,174 | 5,105 | 6,059 | 5,394 | 8,834 | 13,371 | 7,302 | 8,023 |
| Straits Settlements - " | 3,607 | 3,460 | 4,244 | 5,581 | 6,944 | 5,239 | 5,081 | 6,133 | 6,150 | 10,327 |
| Australia - " | 33,174 | 30,497 | 21,758 | 34,594 | 27,565 | 50,295 | 40,294 | 32,801 | 52,472 | 41,803 |
| New Zealand - " | 2,060 | 1,640 | 3,776 | 5,309 | 9,060 | 3,124 | 3,199 | 5,737 | 8,054 | 13,741 |
| Other Countries - " | 3,706 | 1,977 | 2,952 | 7,252 | 10,118 | 5,609 | 3,002 | 4,448 | 10,941 | 15,345 |
| | 241,505 | 236,284 | 268,310 | 303,153 | 373,010 | 368,008 | 349,834 | 400,108 | 448,736 | 548,135 |
| Perfumery (not being perfumed Spirits) (III. P.): | | | | | | | | | | |
| Egypt - " | | | | | | 8,526 | 5,878 | 2,535 | 143 | 7 |
| Other Countries - " | | | | | | 9,661 | 13,393 | 11,586 | 8,377 | 5,757 |
| | | | | | | 18,187 | 19,270 | 14,121 | 8,520 | 5,764 |
| Plants, Living (including Bulbs) (II. J.) | | | | | | 4,235 | 4,473 | 2,484 | 2,510 | 726 |
| Precious Stones and Pearls, un-set (II. J.) | | | | | | 3,302 | 3,439 | 3,081 | 3,590 | 1,310 |
| Provisions and Oilman's Stores: | | | | | | | | | | |
| Bêche de Mer (I. E.) - Lb. | 30,026 | 40,796 | 22,599 | 40,302 | 20,601 | 394 | 890 | 172 | 310 | 148 |
| Butter (I. E.): | | | | | | | | | | |
| Africa, East, German - Lb. | 93,237 | 93,575 | 119,200 | 156,588 | 48,827 | 5,172 | 5,221 | 7,111 | 9,590 | 2,617 |
| Ceylon - " | 175,664 | 205,674 | 245,373 | 245,784 | 228,403 | 8,744 | 10,125 | 12,269 | 12,313 | 11,221 |
| Straits Settlements - " | 76,076 | 63,196 | 89,186 | 145,673 | 95,160 | 3,722 | 3,183 | 4,561 | 8,640 | 5,471 |
| Other Countries - " | 122,933 | 130,932 | 136,003 | 154,273 | 189,894 | 6,084 | 6,735 | 7,203 | 8,443 | 10,351 |
| | 468,310 | 493,377 | 589,762 | 702,318 | 551,284 | 23,722 | 25,284 | 31,144 | 38,966 | 29,660 |
| Cheese (I. E.) - Lb. | 3,796 | 7,301 | 4,540 | 3,004 | 3,272 | 145 | 248 | 200 | 126 | 123 |
| Ghi (I. E.): | | | | | | | | | | |
| Egypt - Lb. | 141,661 | 209,501 | 118,010 | 56,598 | 89,813 | 5,722 | 8,475 | 5,057 | 2,752 | 4,309 |
| Africa, East, Portuguese - " | 197,017 | 143,554 | 108,804 | 67,668 | 65,460 | 7,786 | 5,509 | 4,099 | 3,270 | 2,870 |
| Mauritius - " | 297,399 | 303,673 | 252,249 | 298,564 | 241,764 | 10,617 | 10,997 | 9,667 | 12,181 | 9,524 |
| Natal - " | 469,960 | 491,064 | 513,203 | 378,992 | 278,239 | 17,448 | 10,740 | 21,343 | 16,697 | 10,790 |
| Ceylon - " | 562,296 | 804,738 | 635,672 | 633,216 | 475,765 | 18,175 | 28,790 | 22,974 | 23,920 | 18,542 |
| China, Hong-Kong - " | 241,125 | 261,290 | 331,005 | 347,214 | 315,525 | 8,408 | 10,103 | 13,427 | 15,214 | 12,178 |
| Muscat Territory and Trucial Oman - " | 47,351 | 27,687 | 30,707 | 73,805 | 85,922 | 1,501 | 1,022 | 1,157 | 3,294 | 3,583 |
| Straits Settlements - " | 2,281,555 | 1,917,740 | 2,831,529 | 2,806,023 | 2,892,231 | 70,001 | 70,034 | 92,849 | 118,151 | 89,747 |
| Fiji Islands - " | 220,323 | 217,093 | 220,925 | 170,825 | 181,690 | 8,317 | 8,136 | 8,307 | 6,746 | 6,917 |
| Other Countries - " | 825,435 | 797,316 | 651,210 | 746,586 | 908,260 | 29,595 | 29,423 | 25,744 | 26,721 | 35,276 |
| | 5,284,127 | 5,173,676 | 5,188,314 | 5,568,800 | 4,930,660 | 186,280 | 192,319 | 205,663 | 232,945 | 193,631 |
| Lard (I. E.) - Lb. | 16,425 | 36,272 | 26,933 | 30,344 | 25,940 | 333 | 733 | 543 | 617 | 555 |
| Pickles, Chutnies, and Condiments (I. E.): | | | | | | | | | | |
| United Kingdom - Cwt. | 16,467 | 21,227 | 20,167 | 20,725 | 15,736 | 27,314 | 32,946 | 32,553 | 32,193 | 24,222 |
| Australia - " | 3,551 | 3,390 | 3,506 | 2,677 | 3,019 | 9,843 | 10,079 | 10,361 | 7,837 | 8,552 |
| Other Countries - " | 5,181 | 5,968 | 5,660 | 5,990 | 5,870 | 12,087 | 12,608 | 10,923 | 12,608 | 10,488 |
| | 25,199 | 30,585 | 29,273 | 29,392 | 24,425 | 49,244 | 55,633 | 53,837 | 52,638 | 43,262 |
| Other Sorts of Provisions (I. E.): | | | | | | | | | | |
| United Kingdom - Cwt. | 1,172 | 1,482 | 1,934 | 1,240 | 2,199 | 2,327 | 2,968 | 4,024 | 3,590 | 6,090 |
| Ceylon - " | 3,032 | 3,416 | 4,468 | 6,107 | 6,703 | 2,388 | 2,947 | 3,957 | 5,900 | 7,437 |
| Straits Settlements - " | 4,181 | 7,505 | 3,551 | 3,281 | 2,310 | 5,122 | 11,229 | 6,039 | 6,186 | 3,849 |
| Australia - " | 318 | 123 | 440 | 632 | 391 | 739 | 550 | 1,676 | 2,722 | 1,651 |
| Other Countries - " | 7,182 | 8,959 | 12,623 | 14,549 | 15,016 | 7,077 | 8,904 | 12,644 | 18,879 | 16,599 |
| | 15,865 | 21,589 | 23,016 | 25,809 | 26,619 | 17,641 | 26,698 | 28,540 | 37,297 | 35,616 |
| TOTAL, Provisions, &c. | | | | | | 277,759 | 301,275 | 320,069 | 362,939 | 303,195 |

Exports of Principal Articles of Indian Produce and Manufacture, distinguishing
Principal Countries to which Exported—continued.

| ARTICLES AND COUNTRIES. | QUANTITIES. | | | | | VALUE. | | | | |
|---|-------------|-----------|-----------|-----------|-----------|-----------|-----------|-----------|-----------|----------|
| | 1910-11. | 1911-12. | 1912-13. | 1913-14. | 1914-15. | 1910-11. | 1911-12. | 1912-13. | 1913-14. | 1914-15. |
| Railway Plant and Rolling Stock (III. N.): | | | | | | £ | £ | £ | £ | £ |
| United Kingdom - - - | — | — | — | — | — | 4,509 | 6,007 | 7,024 | 8,973 | 8,405 |
| Other Countries - - - | — | — | — | — | — | 355 | 98 | 680 | 1,364 | 200 |
| | — | — | — | — | — | 4,864 | 6,100 | 7,704 | 10,337 | 8,605 |
| Rubber: | | | | | | | | | | |
| Raw (II. J.): | | | | | | | | | | |
| United Kingdom - Cwt. | 2,414 | 5,199 | 9,473 | 15,346 | 24,090 | 56,155 | 121,125 | 243,541 | 326,113 | 468,508 |
| Ceylon - - - - - | 1,206 | 3,423 | 4,501 | 7,001 | 7,842 | 45,379 | 105,219 | 137,525 | 171,664 | 141,453 |
| Straits Settlements - - - | 170 | 223 | 566 | 672 | 741 | 1,980 | 2,939 | 10,889 | 17,891 | 9,530 |
| Other Countries - - - | 95 | 101 | 87 | 245 | 152 | 2,936 | 1,320 | 2,305 | 4,818 | 2,524 |
| | 3,885 | 8,951 | 14,627 | 23,264 | 32,825 | 106,450 | 230,603 | 394,260 | 524,486 | 622,015 |
| Manufactures (III. P.): | | | | | | | | | | |
| United Kingdom - - - | — | — | — | — | — | 899 | 393 | 1,779 | 10,226 | 41 |
| Other Countries - - - | — | — | — | — | — | 125 | 2,349 | 2,563 | 1,513 | 272 |
| | — | — | — | — | — | 1,024 | 2,742 | 4,342 | 11,739 | 313 |
| Salt (I. I.) - - - Tons | 4,411 | 4,741 | 3,864 | 1,478 | 2,846 | 1,860 | 2,346 | 1,704 | 658 | 1,406 |
| Seeds: | | | | | | | | | | |
| Essential: | | | | | | | | | | |
| Ajama (II. F.) - - Cwt. | 2,478 | 2,115 | 2,871 | 4,507 | 2,609 | 1,457 | 1,349 | 1,962 | 2,953 | 2,046 |
| Ajwan (II. F.): | | | | | | | | | | |
| Germany - - - Cwt. | 12,353 | 14,210 | 19,055 | 6,990 | 6,095 | 3,597 | 3,789 | 5,135 | 2,097 | 2,092 |
| Other Countries - - - | 443 | 1,305 | 2,595 | 2,794 | 1,273 | 297 | 794 | 1,000 | 686 | 644 |
| | 12,796 | 15,515 | 21,650 | 9,784 | 7,368 | 3,894 | 4,583 | 6,135 | 2,983 | 2,736 |
| Coriander (II. F.): | | | | | | | | | | |
| Ceylon - - - Cwt. | 32,916 | 35,103 | 32,685 | 39,459 | 32,794 | 28,395 | 23,955 | 12,070 | 14,340 | 18,855 |
| Straits Settlements - - - | 45,298 | 45,428 | 44,338 | 44,144 | 43,992 | 38,986 | 28,034 | 18,505 | 18,065 | 22,721 |
| Other Countries - - - | 5,165 | 9,157 | 7,564 | 11,930 | 7,272 | 4,624 | 6,705 | 4,902 | 6,674 | 4,751 |
| | 83,379 | 89,688 | 84,587 | 95,533 | 84,058 | 72,005 | 58,694 | 35,477 | 39,099 | 46,327 |
| Gummin (II. F.): | | | | | | | | | | |
| Ceylon - - - Cwt. | 12,070 | 10,690 | 7,073 | 3,494 | 2,015 | 20,914 | 18,280 | 12,166 | 6,283 | 4,734 |
| Straits Settlements - - - | 9,502 | 8,752 | 9,085 | 10,178 | 8,128 | 13,553 | 11,604 | 10,882 | 13,127 | 12,664 |
| Other Countries - - - | 6,518 | 7,193 | 5,710 | 6,667 | 4,822 | 10,578 | 11,863 | 9,514 | 11,085 | 9,285 |
| | 28,090 | 26,635 | 21,868 | 20,339 | 14,965 | 45,045 | 41,747 | 32,562 | 30,495 | 26,683 |
| Fennel (II. F.): | | | | | | | | | | |
| United Kingdom - Cwt. | 2,611 | 7,559 | 14,373 | 4,423 | 0 | 2,407 | 6,209 | 11,100 | 3,289 | 0 |
| Other Countries - - - | 11,513 | 15,839 | 9,134 | 10,833 | 4,223 | 8,484 | 12,219 | 7,267 | 8,059 | 3,446 |
| | 14,124 | 23,398 | 23,507 | 15,256 | 4,223 | 10,891 | 18,428 | 18,367 | 11,348 | 3,446 |
| Fenugreek (II. F.): | | | | | | | | | | |
| Egypt - - - Cwt. | 133,482 | 23,392 | 69 | 50 | 9,419 | 67,805 | 12,735 | 47 | 34 | 4,892 |
| Other Countries - - - | 12,881 | 7,580 | 9,577 | 12,710 | 8,881 | 5,905 | 4,278 | 5,812 | 7,267 | 5,269 |
| | 146,363 | 30,972 | 9,646 | 12,760 | 18,300 | 73,710 | 17,013 | 5,859 | 7,301 | 10,161 |
| Sawa or Dil (II. F.): | | | | | | | | | | |
| United Kingdom - Cwt. | 16,128 | 7,420 | 1,256 | 1,205 | 1,560 | 7,555 | 3,408 | 862 | 857 | 1,054 |
| Other Countries - - - | 2,412 | 1,066 | 664 | 885 | 385 | 1,157 | 618 | 432 | 632 | 297 |
| | 18,540 | 8,486 | 1,920 | 2,090 | 1,945 | 8,712 | 4,026 | 1,294 | 1,489 | 1,351 |
| Other Sorts (II. F.) - - - | 1,486 | 2,301 | 3,583 | 1,781 | 1,044 | 1,132 | 1,875 | 2,575 | 1,541 | 1,159 |
| TOTAL, Seeds, } Essential . - - } | 307,256 | 199,110 | 169,632 | 162,050 | 134,512 | 216,846 | 147,715 | 104,231 | 97,209 | 93,903 |
| Non-Essential: | | | | | | | | | | |
| Castor (II. F.): | | | | | | | | | | |
| United Kingdom - Cwt. | 1,114,251 | 1,109,255 | 1,022,399 | 1,113,502 | 705,690 | 570,413 | 541,794 | 501,752 | 544,316 | 323,733 |
| Belgium - - - - - | 294,633 | 288,305 | 204,184 | 296,448 | 113,332 | 149,898 | 141,074 | 104,114 | 153,397 | 55,819 |
| France - - - - - | 251,242 | 332,418 | 323,151 | 419,775 | 231,686 | 130,832 | 164,986 | 161,003 | 207,194 | 108,457 |
| Germany - - - - - | 150,202 | 73,683 | 110,443 | 195,228 | 14,636 | 76,447 | 35,942 | 55,792 | 98,618 | 6,755 |
| Italy - - - - - | 250,991 | 261,470 | 129,221 | 235,767 | 224,066 | 127,236 | 126,292 | 65,395 | 114,021 | 99,384 |
| Spain - - - - - | 21,000 | 19,200 | 9,319 | 19,499 | 26,000 | 10,375 | 9,332 | 4,549 | 9,346 | 10,800 |
| United States - - - | 61,440 | 302,028 | 400,354 | 405,582 | 321,660 | 32,717 | 150,776 | 193,264 | 204,243 | 159,199 |
| Australia - - - - - | 0 | 4,858 | 4,502 | 11,794 | 7,235 | 0 | 2,267 | 2,082 | 5,441 | 3,376 |
| Other Countries - - - | 4,224 | 12,655 | 9,038 | 159 | 11,949 | 2,058 | 5,999 | 4,226 | 73 | 5,766 |
| | 2,148,033 | 2,403,872 | 2,212,611 | 2,697,754 | 1,656,294 | 1,099,976 | 1,178,462 | 1,092,177 | 1,336,649 | 773,289 |

Exports of Principal Articles of Indian Produce and Manufacture, distinguishing Principal Countries to which Exported—continued.

| ARTICLES AND COUNTRIES. | QUANTITIES. | | | | | VALU. | | | | |
|--|-------------|------------|-----------|-----------|-----------|-----------|-----------|-----------|-----------|-----------|
| | 1910-11. | 1911-12. | 1912-13. | 1913-14. | 1914-15. | 1910-11. | 1911-12. | 1912-13. | 1913-14. | 1914-15. |
| Seeds—cont. | | | | | | | | | | |
| Non-Essential—cont. | | | | | | | | | | |
| Copra or Coconut Kernel (II. F.): | | | | | | £ | £ | £ | £ | £ |
| United Kingdom - Cwt. | 5,929 | 40,814 | 43,999 | 7,040 | 170,469 | 7,013 | 51,865 | 54,318 | 9,908 | 208,895 |
| Austria-Hungary - " | 0 | 0 | 0 | 9,947 | 12,966 | 0 | 0 | 0 | 11,937 | 19,445 |
| Belgium - " | 11,360 | 25,485 | 13,904 | 100,914 | 45,013 | 13,250 | 29,718 | 15,889 | 138,135 | 59,753 |
| France - " | 54,401 | 48,490 | 26,049 | 68,219 | 98,398 | 61,994 | 56,920 | 32,917 | 91,464 | 120,044 |
| Germany - " | 348,556 | 473,292 | 548,331 | 479,797 | 194,243 | 409,359 | 563,168 | 687,143 | 637,628 | 290,092 |
| Holland - " | 1,997 | 12,735 | 8,492 | 16,747 | 55,258 | 2,663 | 15,866 | 10,258 | 21,822 | 73,974 |
| Portugal - " | 0 | 3,495 | 1,000 | 5,994 | 0 | 0 | 3,695 | 1,917 | 7,992 | 0 |
| Russia - " | 24,856 | 31,485 | 43,184 | 73,047 | 59,176 | 29,323 | 36,373 | 54,880 | 98,056 | 70,290 |
| Other Countries - " | 2,523 | 1,727 | 2,034 | 2,127 | 1,488 | 2,593 | 2,053 | 2,738 | 3,494 | 2,144 |
| | 449,627 | 637,523 | 686,938 | 763,832 | 636,911 | 526,135 | 759,658 | 858,965 | 1,080,826 | 821,923 |
| Cotton (II. F.): | | | | | | | | | | |
| United Kingdom - Cwt. | 5,803,091 | 3,975,412 | 2,556,358 | 5,583,965 | 4,048,818 | 1,485,663 | 986,875 | 669,774 | 1,391,510 | 977,435 |
| France - " | 64,998 | 60,423 | 575 | 45,991 | 63,361 | 16,331 | 16,104 | 1,000 | 10,218 | 14,328 |
| Germany - " | 66,789 | 29 | 0 | 9,794 | 0 | 16,391 | 6 | 0 | 2,006 | 0 |
| Ceylon - " | 30,559 | 33,296 | 37,909 | 40,403 | 37,238 | 8,129 | 8,845 | 10,019 | 10,662 | 10,891 |
| Other Countries - " | 14,789 | 3,950 | 16,633 | 6,470 | 6,361 | 3,749 | 923 | 4,341 | 1,747 | 1,870 |
| | 5,980,226 | 4,073,110 | 2,611,275 | 5,686,533 | 4,155,778 | 1,530,173 | 1,012,758 | 685,127 | 1,416,743 | 1,004,534 |
| Groundnuts (II. F.): | | | | | | | | | | |
| United Kingdom - Cwt. | 10,192 | 543 | 1,302 | 9,603 | 86,056 | 4,584 | 244 | 705 | 5,564 | 33,529 |
| Austria-Hungary - " | 50,188 | 164,300 | 214,635 | 214,114 | 139,446 | 24,178 | 96,038 | 118,699 | 111,729 | 76,396 |
| Belgium - " | 377,196 | 357,446 | 328,257 | 332,157 | 64,852 | 222,288 | 203,810 | 191,858 | 190,293 | 40,794 |
| France - " | 2,977,193 | 2,892,943 | 3,933,850 | 4,447,593 | 2,182,160 | 1,633,621 | 1,592,550 | 2,182,139 | 2,620,541 | 1,220,953 |
| Germany - " | 137,992 | 196,781 | 90,063 | 188,724 | 75,800 | 77,367 | 114,432 | 81,817 | 115,321 | 47,001 |
| Holland - " | 445 | 13,010 | 0 | 0 | 0 | 193 | 7,638 | 0 | 0 | 0 |
| Italy - " | 10,332 | 8,499 | 17,458 | 24,506 | 127,059 | 5,458 | 4,860 | 9,830 | 31,294 | 40,944 |
| Spain - " | 42,850 | 40,954 | 11,201 | 13,834 | 17,998 | 26,387 | 23,837 | 6,691 | 8,881 | 9,350 |
| Egypt - " | 30,442 | 62,987 | 64,112 | 57,352 | 25,169 | 15,526 | 36,094 | 30,520 | 32,042 | 14,347 |
| China, Hong-Kong - " | 22,539 | 47,675 | 173,427 | 292,226 | 24,906 | 10,649 | 21,820 | 79,477 | 95,577 | 12,030 |
| Straits Settlements - " | 14,373 | 14,984 | 14,570 | 40,334 | 5,742 | 7,251 | 6,963 | 6,849 | 18,021 | 2,084 |
| Other Countries - " | 16,294 | 22,461 | 18,138 | 27,687 | 16,300 | 8,891 | 13,192 | 10,579 | 15,304 | 8,970 |
| | 3,690,136 | 3,822,583 | 4,867,011 | 5,558,140 | 2,796,448 | 2,036,393 | 2,120,484 | 2,694,520 | 3,264,246 | 1,515,008 |
| Linseed (II. F.): | | | | | | | | | | |
| United Kingdom - Cwt. | 2,677,736 | 3,096,610 | 2,206,317 | 3,146,298 | 4,122,194 | 1,061,451 | 2,538,154 | 1,629,905 | 1,648,118 | 2,210,025 |
| Austria-Hungary - " | 151,006 | 165,343 | 103,716 | 130,004 | 17,804 | 118,936 | 130,818 | 76,194 | 73,395 | 10,500 |
| Belgium - " | 1,473,436 | 2,399,807 | 1,676,413 | 769,182 | 498,359 | 1,166,956 | 2,029,294 | 1,802,591 | 423,647 | 278,107 |
| Denmark - " | 0 | 17,000 | 0 | 2,000 | 0 | 0 | 13,600 | 0 | 1,033 | 1,193 |
| France - " | 1,254,191 | 1,616,634 | 1,403,823 | 2,309,189 | 794,312 | 946,765 | 1,352,197 | 1,022,324 | 1,290,698 | 450,779 |
| Germany - " | 546,124 | 803,199 | 663,410 | 966,526 | 201,066 | 421,142 | 665,946 | 503,042 | 537,009 | 119,904 |
| Greece - " | 6,000 | 8,999 | 8,002 | 10,000 | 0 | 4,500 | 7,294 | 5,768 | 5,467 | 0 |
| Holland - " | 203,021 | 263,218 | 225,558 | 191,511 | 22,986 | 156,543 | 222,107 | 183,971 | 105,574 | 12,812 |
| Italy - " | 425,597 | 601,201 | 512,156 | 613,139 | 622,744 | 329,823 | 493,276 | 888,055 | 324,710 | 326,189 |
| Norway - " | 0 | 0 | 0 | 0 | 24,000 | 0 | 0 | 0 | 0 | 11,400 |
| Russia - " | 8,000 | 0 | 0 | 0 | 0 | 5,733 | 0 | 0 | 0 | 0 |
| Spain - " | 37,500 | 26,996 | 61,510 | 68,800 | 31,900 | 20,621 | 22,049 | 45,257 | 37,898 | 16,616 |
| Egypt - " | 1,589 | 51,715 | 1,793 | 482 | 29,255 | 1,141 | 42,108 | 1,004 | 293 | 14,387 |
| Canada - " | 80,077 | 0 | 0 | 0 | 0 | 56,191 | 0 | 0 | 0 | 0 |
| United States - " | 525,725 | 1,369,618 | 173,747 | 67,211 | 68,342 | 383,563 | 1,102,384 | 130,155 | 32,491 | 37,007 |
| Australia - " | 14,135 | 17,529 | 52,103 | 67,211 | 68,342 | 9,728 | 14,598 | 26,530 | 1,795 | 8,169 |
| Other Countries - " | 1,898 | 593 | 1,235 | 3,125 | 6,513 | 1,394 | 452 | 897 | 0 | 0 |
| | 7,411,035 | 10,440,482 | 7,089,788 | 8,277,487 | 6,431,535 | 5,593,492 | 8,643,277 | 5,218,388 | 4,467,998 | 3,592,411 |
| Mowra or Mowra (II. F.): | | | | | | | | | | |
| United Kingdom - Cwt. | 32,325 | 6,060 | 0 | 0 | 106,245 | 15,741 | 3,046 | 0 | 0 | 32,086 |
| Belgium - " | 71,494 | 146,512 | 61,109 | 88,792 | 15,092 | 39,567 | 73,350 | 33,247 | 48,596 | 6,994 |
| France - " | 44,437 | 63,571 | 3,062 | 8,492 | 18,003 | 22,085 | 31,518 | 1,466 | 4,696 | 7,950 |
| Germany - " | 261,196 | 559,982 | 187,054 | 567,670 | 3,489 | 126,780 | 274,888 | 100,020 | 309,791 | 1,020 |
| Holland - " | 0 | 3,000 | 14,632 | 1,000 | 0 | 0 | 1,600 | 8,047 | 533 | 0 |
| Italy - " | 5,010 | 16,000 | 1 | 0 | 6,000 | 2,639 | 7,967 | 1 | 0 | 2,333 |
| Other Countries - " | 1,200 | 1 | 3 | 25 | 3 | 545 | 1 | 2 | 18 | 1 |
| | 415,662 | 795,126 | 265,861 | 665,979 | 148,742 | 297,357 | 392,350 | 142,913 | 368,634 | 59,874 |
| Mustard (II. F.): | | | | | | | | | | |
| United Kingdom - Cwt. | 482 | 1,032 | 117 | 18,000 | 200 | 236 | 799 | 98 | 8,903 | 133 |
| Belgium - " | 15,277 | 18,450 | 13,524 | 20,574 | 7,190 | 13,636 | 16,348 | 11,755 | 15,997 | 5,721 |
| France - " | 41,624 | 47,503 | 34,454 | 47,682 | 31,354 | 41,723 | 43,795 | 30,451 | 34,399 | 26,198 |
| Germany - " | 8,654 | 10,599 | 15,598 | 6,571 | 3,394 | 7,152 | 8,924 | 11,792 | 4,951 | 2,935 |
| Holland - " | 7,949 | 3,391 | 1,100 | 400 | 400 | 5,374 | 2,155 | 907 | 320 | 373 |
| Other Countries - " | 5,373 | 7,671 | 8,265 | 8,658 | 8,610 | 3,464 | 5,159 | 5,577 | 6,154 | 6,310 |
| | 79,359 | 88,646 | 73,058 | 102,085 | 51,058 | 71,585 | 77,190 | 60,580 | 70,724 | 40,490 |
| Niger (II. F.): | | | | | | | | | | |
| United Kingdom - Cwt. | 123,988 | 103,508 | 32,996 | 7,348 | 33,292 | 63,226 | 52,990 | 17,257 | 4,299 | 15,057 |
| Austria-Hungary - " | 5,997 | 3,993 | 7,985 | 11,322 | 0 | 2,897 | 1,863 | 3,731 | 5,595 | 0 |
| France - " | 48,967 | 55,619 | 47,149 | 20,940 | 100 | 24,446 | 28,261 | 21,966 | 11,437 | 40 |
| Germany - " | 27,027 | 23,023 | 4,941 | 40,584 | 11,516 | 12,812 | 11,510 | 2,543 | 20,442 | 6,399 |
| Italy - " | 0 | 14,946 | 20,070 | 1,004 | 525 | 0 | 7,486 | 9,879 | 552 | 210 |
| Other Countries - " | 3,159 | 1,027 | 533 | 948 | 980 | 1,601 | 530 | 267 | 501 | 458 |
| | 214,138 | 202,116 | 113,684 | 82,146 | 46,603 | 105,072 | 102,650 | 57,843 | 42,926 | 22,154 |

Exports of Principal Articles of Indian Produce and Manufacture, distinguishing
Principal Countries to which Exported—continued.

| ARTICLES AND COUNTRIES. | QUANTITIES. | | | | | VALUE. | | | | |
|---|-------------------|-------------------|-------------------|-------------------|-------------------|-------------------|-------------------|-------------------|-------------------|------------------|
| | 1910-11. | 1911-12. | 1912-13. | 1913-14. | 1914-15. | 1910-11. | 1911-12. | 1912-13. | 1913-14. | 1914-15. |
| Seeds—cont. | | | | | | | | | | |
| Non-Essential—cont. | | | | | | | | | | |
| Poppy (II. F.): | | | | | | £ | £ | £ | £ | £ |
| Belgium - - - Cwt. | 180,222 | 203,829 | 58,266 | 95,596 | 27,179 | 121,769 | 142,155 | 47,601 | 79,685 | 19,427 |
| France - - - " | 597,000 | 388,047 | 355,925 | 213,574 | 83,503 | 413,966 | 278,973 | 279,080 | 174,069 | 56,283 |
| Germany - - - " | 71,294 | 91,170 | 47,949 | 66,166 | 19,223 | 43,531 | 65,044 | 39,379 | 53,464 | 13,588 |
| Italy - - - " | 10,002 | 6,963 | 0 | 951 | 7,001 | 6,885 | 4,791 | 0 | 761 | 4,501 |
| Other Countries - - " | 3,282 | 8,858 | 5,913 | 3,332 | 2,937 | 2,385 | 6,492 | 4,739 | 2,610 | 1,813 |
| " | 861,800 | 698,867 | 468,053 | 879,619 | 139,843 | 595,536 | 497,455 | 370,799 | 310,589 | 95,610 |
| Rape (II. F.): | | | | | | | | | | |
| United Kingdom - Cwt. | 815,632 | 384,571 | 427,892 | 281,984 | 493,623 | 348,113 | 176,084 | 228,419 | 179,830 | 248,412 |
| Austria-Hungary - " | 123,793 | 80,549 | 24,952 | 109,446 | 14,000 | 59,348 | 41,964 | 13,837 | 65,665 | 8,198 |
| Belgium - - - " | 1,853,699 | 2,011,618 | 1,650,186 | 1,977,378 | 537,226 | 868,844 | 1,015,794 | 910,322 | 1,130,810 | 305,783 |
| France - - - " | 1,589,424 | 1,202,252 | 1,062,874 | 1,078,863 | 411,866 | 746,331 | 597,399 | 598,294 | 612,184 | 241,588 |
| Germany - - - " | 1,859,861 | 811,919 | 1,094,247 | 1,163,973 | 162,148 | 919,801 | 403,772 | 599,897 | 650,734 | 90,020 |
| Holland - - - " | 99,775 | 87,080 | 30,993 | 76,487 | 0 | 44,424 | 40,743 | 16,846 | 39,253 | 0 |
| Italy - - - " | 155,764 | 117,595 | 58,263 | 274,537 | 295,155 | 73,722 | 58,457 | 31,620 | 163,074 | 178,546 |
| Russia - - - " | 10,028 | 0 | 0 | 0 | 0 | 5,014 | 0 | 0 | 0 | 0 |
| Spain - - - " | 24,869 | 8,177 | 5,009 | 11,000 | 21,200 | 11,449 | 4,272 | 2,771 | 6,533 | 11,387 |
| Japan - - - " | 58,958 | 99 | 0 | 23 | 210 | 26,534 | 39 | 0 | 14 | 69 |
| Other Countries - - " | 1,244 | 5,679 | 2,193 | 6,409 | 2,806 | 716 | 2,860 | 1,447 | 3,614 | 1,718 |
| " | 6,593,047 | 4,709,539 | 4,356,589 | 4,980,100 | 1,938,234 | 3,104,296 | 2,341,384 | 2,403,458 | 2,851,711 | 1,083,719 |
| Tea (II. F.): | | | | | | | | | | |
| Ceylon - - - Cwt. | 1,325 | 1,870 | 2,202 | 1,300 | 649 | 13,147 | 13,484 | 20,324 | 11,996 | 6,208 |
| Java - - - " | 3,236 | 6,721 | 9,349 | 5,632 | 2,291 | 26,336 | 61,466 | 69,834 | 35,062 | 17,559 |
| Sumatra - - - " | 0 | 300 | 1,779 | 887 | 1,204 | 0 | 3,943 | 19,981 | 7,805 | 10,465 |
| Other Countries - - " | 88 | 19 | 8 | 28 | 240 | 783 | 152 | 49 | 139 | 2,210 |
| " | 5,149 | 8,910 | 13,338 | 7,847 | 4,384 | 40,266 | 79,045 | 110,168 | 55,002 | 36,442 |
| Til or Jinjil (II. F.): | | | | | | | | | | |
| United Kingdom - Cwt. | 1,201 | 727 | 1,018 | 6 | 5,994 | 821 | 593 | 714 | 4 | 5,017 |
| Austria-Hungary - " | 407,245 | 447,679 | 381,356 | 386,842 | 81,854 | 274,906 | 321,180 | 298,357 | 310,290 | 66,155 |
| Belgium - - - " | 456,056 | 420,736 | 351,702 | 675,586 | 110,000 | 306,576 | 300,563 | 279,599 | 557,532 | 92,170 |
| France - - - " | 1,681,597 | 449,585 | 434,503 | 444,143 | 266,461 | 1,087,577 | 315,098 | 341,841 | 344,253 | 201,554 |
| Germany - - - " | 190,002 | 212,210 | 171,819 | 330,208 | 37,399 | 125,458 | 153,461 | 181,944 | 270,887 | 30,186 |
| Holland - - - " | 0 | 23,000 | 3,999 | 4,999 | 0 | 0 | 19,088 | 2,866 | 4,099 | 0 |
| Italy - - - " | 494,330 | 260,640 | 108,549 | 285,868 | 191,745 | 291,080 | 189,185 | 81,774 | 222,749 | 132,224 |
| Russia - - - " | 0 | 1,500 | 4,077 | 25,070 | 83,333 | 0 | 1,350 | 3,314 | 20,627 | 67,669 |
| Spain - - - " | 26,000 | 7,202 | 391 | 0 | 0 | 17,208 | 4,920 | 300 | 0 | 0 |
| Aden - - - " | 792 | 327 | 7,563 | 17,558 | 31,985 | 567 | 242 | 6,626 | 13,898 | 24,231 |
| Egypt - - - " | 31,704 | 27,553 | 54,436 | 24,843 | 73,692 | 20,732 | 19,465 | 41,765 | 18,653 | 57,669 |
| States in Arabia other than Muscat Territory and Trucial Oman - - - " | 1,959 | 2,306 | 7,145 | 4,077 | 6,991 | 1,448 | 1,671 | 5,695 | 2,997 | 5,273 |
| Turkey, Asiatic: Red Sea* - - - " | 532 | 0 | 0 | 8,220 | 11,314 | 354 | 0 | 0 | 5,733 | 8,271 |
| Ceylon - - - " | 11,224 | 35,391 | 26,352 | 30,345 | 28,998 | 6,263 | 22,259 | 17,237 | 20,421 | 18,255 |
| Other Countries - - " | 3,888 | 2,535 | 4,261 | 6,254 | 4,335 | 2,549 | -1,851 | 3,251 | 4,693 | 3,211 |
| " | 3,246,530 | 1,896,391 | 1,557,171 | 2,244,019 | 934,102 | 2,135,539 | 1,350,861 | 1,215,783 | 1,798,841 | 711,885 |
| Other Sorts (II. F.): | | | | | | | | | | |
| United Kingdom - Cwt. | 9,863 | 5,353 | 11,122 | 7,572 | 11,669 | 3,616 | 1,466 | 4,701 | 2,418 | 5,152 |
| Germany - - - " | 11,852 | 27,256 | 2,099 | 240 | 7,914 | 4,529 | 11,810 | 939 | 83 | 3,317 |
| Other Countries - - " | 9,160 | 4,666 | 13,139 | 2,505 | 5,039 | 4,287 | 3,334 | 5,738 | 995 | 2,789 |
| " | 30,875 | 37,275 | 26,360 | 10,317 | 24,622 | 12,432 | 16,610 | 11,378 | 3,496 | 11,258 |
| TOTAL Seeds, Non-Essential - - } | 31,125,617 | 29,814,420 | 24,341,792 | 31,455,838 | 18,934,554 | 17,058,252 | 18,572,168 | 15,022,009 | 17,000,385 | 9,669,897 |
| †Other than Oil Seeds (II. F.): | | | | | | | | | | |
| Germany - - - Cwt. | — | — | 18,231 | 27,537 | 2,324 | — | — | 8,827 | 14,968 | 1,143 |
| Other Countries - - " | — | — | 7,021 | 7,400 | 6,581 | — | — | 4,769 | 4,397 | 4,328 |
| " | — | — | 25,252 | 34,937 | 8,905 | — | — | 13,596 | 19,365 | 5,471 |
| TOTAL, Seeds - - " | 31,432,873 | 30,013,530 | 24,536,876 | 31,652,825 | 19,077,971 | 17,275,098 | 18,719,883 | 15,139,836 | 17,116,959 | 9,769,271 |
| Shells and Cowries (II. J.): | | | | | | | | | | |
| United Kingdom - Cwt. | 2,869 | 3,647 | 3,918 | 5,054 | 2,600 | 12,500 | 14,551 | 15,908 | 22,108 | 10,651 |
| Other Countries - - " | 2,871 | 1,137 | 1,151 | 2,231 | 987 | 3,469 | 1,049 | 2,098 | 1,559 | 1,915 |
| " | 5,740 | 4,784 | 5,069 | 7,335 | 3,587 | 15,969 | 15,600 | 18,006 | 23,667 | 12,566 |
| Ships, Parts of (including Launches and Boats) (III. P.) | — | — | — | — | — | 1,248 | 1,565 | 2,546 | 5,527 | 284 |

* Figures prior to 1911-12 relate to the whole of Asiatic Turkey.

† Separately recorded from April 1912.

Exports of Principal Articles of Indian Produce and Manufacture, distinguishing Principal Countries to which Exported—continued.

| ARTICLES AND COUNTRIES. | QUANTITIES. | | | | | VALUE. | | | | |
|---|-------------|------------|------------|------------|------------|----------|----------|----------|----------|----------|
| | 1910-11. | 1911-12. | 1912-13. | 1913-14. | 1914-15. | 1910-11. | 1911-12. | 1912-13. | 1913-14. | 1914-15. |
| Specimens illustrative of Natural Science (IV.): | | | | | | £ | £ | £ | £ | £ |
| United Kingdom - - - | — | — | — | — | — | 8,454 | 9,580 | 10,439 | 13,963 | 24,331 |
| Other Countries - - - | — | — | — | — | — | 967 | 1,969 | 4,258 | 3,973 | 1,935 |
| | — | — | — | — | — | 9,421 | 11,549 | 14,697 | 17,936 | 26,266 |
| Spices: | | | | | | | | | | |
| Betelnuts (I. F.) - - - Lb. | 402,907 | 421,496 | 465,515 | 439,886 | 482,160 | 6,916 | 7,005 | 7,861 | 8,234 | 10,111 |
| Cardamoms (I. F.): | | | | | | | | | | |
| United Kingdom - - - Lb. | 116,257 | 72,726 | 65,086 | 127,538 | 201,754 | 9,809 | 5,631 | 9,851 | 11,782 | 23,006 |
| Ceylon - - - - - " | 28,946 | 9,717 | 34,071 | 50,749 | 35,613 | 2,347 | 510 | 5,434 | 9,234 | 6,976 |
| Turkey, Asiatic: Red Sea* - - - - - " | 21,142 | 0 | 0 | 31,360 | 28,902 | 1,771 | 0 | 0 | 5,474 | 3,005 |
| Other Countries - - - " | 192,575 | 220,109 | 167,814 | 163,754 | 146,866 | 16,542 | 20,947 | 22,400 | 23,454 | 18,782 |
| | 358,920 | 302,552 | 266,971 | 373,401 | 413,135 | 30,459 | 27,088 | 37,705 | 40,964 | 54,369 |
| Chillies (I. F.): | | | | | | | | | | |
| United States - - - Lb. | 0 | 1,100,020 | 184,100 | 690,284 | 349,566 | 0 | 13,297 | 1,477 | 5,218 | 3,208 |
| Ceylon - - - - - " | 8,480,585 | 10,123,533 | 9,609,267 | 10,874,719 | 10,355,806 | 100,892 | 98,376 | 93,577 | 90,813 | 116,518 |
| Straits Settlements - - - " | 2,426,536 | 2,642,335 | 4,277,366 | 3,552,346 | 4,575,905 | 23,723 | 23,108 | 30,333 | 28,474 | 46,603 |
| Other Countries - - - " | 521,900 | 1,367,745 | 1,016,837 | 1,185,736 | 732,705 | 5,399 | 12,704 | 8,352 | 9,715 | 7,287 |
| | 11,429,001 | 15,233,693 | 15,087,570 | 16,103,065 | 16,013,482 | 130,014 | 147,545 | 139,739 | 134,320 | 173,516 |
| Ginger (I. F.): | | | | | | | | | | |
| United Kingdom - - - Lb. | 2,350,478 | 2,453,136 | 2,113,916 | 2,463,237 | 2,267,400 | 44,223 | 43,416 | 34,365 | 33,183 | 27,550 |
| Austria-Hungary - - - " | 268,156 | 395,598 | 403,200 | 313,460 | 116,200 | 5,533 | 7,785 | 6,897 | 1,797 | 1,797 |
| Germany - - - - - " | 667,032 | 511,826 | 799,773 | 745,500 | 510,833 | 12,841 | 9,836 | 14,080 | 11,085 | 7,277 |
| United States - - - - - " | 737,968 | 600,376 | 1,063,412 | 915,404 | 711,713 | 12,684 | 9,580 | 13,467 | 10,326 | 6,079 |
| Aden - - - - - - - " | 1,390,339 | 1,193,776 | 2,432,919 | 1,438,925 | 1,642,109 | 23,457 | 20,988 | 40,541 | 18,172 | 18,071 |
| States in Arabia other than Muscat Territory and Trucial Oman - - - - - " | 949,656 | 1,028,175 | 1,138,340 | 979,132 | 134,764 | 16,362 | 18,405 | 19,198 | 18,552 | 1,268 |
| Turkey Asiatic: Persian Gulf - - - - - " | 353,766 | 244,940 | 314,178 | 387,520 | 82,931 | 6,267 | 4,378 | 5,647 | 5,911 | 1,153 |
| Red Sea - - - - - - - " | — | 0 | 756 | 839,361 | 837,508 | — | 0 | 9 | 11,231 | 9,444 |
| Other Countries - - - - - " | 1,132,746 | 1,298,820 | 1,684,166 | 1,131,932 | 1,225,730 | 18,857 | 21,770 | 24,101 | 14,704 | 14,087 |
| | 7,850,141 | 7,726,647 | 9,950,660 | 9,214,471 | 7,529,188 | 140,244 | 186,148 | 158,425 | 122,001 | 87,321 |
| Pepper (I. F.): | | | | | | | | | | |
| United Kingdom - - - Lb. | 647,332 | 1,159,834 | 1,097,154 | 1,579,274 | 2,442,109 | 11,041 | 23,635 | 23,000 | 32,300 | 45,894 |
| Austria-Hungary - - - " | 156,800 | 446,040 | 123,200 | 330,400 | 162,400 | 2,633 | 9,100 | 2,633 | 6,817 | 3,280 |
| France - - - - - - - " | 3,649,662 | 4,503,772 | 3,426,934 | 753,156 | 1,650,488 | 66,859 | 89,461 | 72,815 | 14,722 | 31,393 |
| Germany - - - - - - - " | 1,326,920 | 2,431,772 | 1,380,266 | 3,110,541 | 922,056 | 22,724 | 50,002 | 29,147 | 64,571 | 17,950 |
| Holland - - - - - - - " | 67,200 | 56,000 | 22,456 | 251,420 | 123,200 | 1,047 | 1,060 | 408 | 4,908 | 2,360 |
| Italy - - - - - - - - - " | 2,784,040 | 1,951,600 | 2,075,920 | 2,896,660 | 2,876,020 | 46,301 | 39,920 | 44,034 | 60,730 | 53,246 |
| Egypt - - - - - - - - - " | 92,148 | 258,407 | 178,080 | 192,280 | 398,510 | 1,875 | 5,062 | 4,037 | 4,296 | 9,108 |
| United States - - - - - " | 1,720,908 | 1,452,360 | 1,422,064 | 2,352,228 | 5,292,056 | 27,205 | 28,785 | 29,993 | 45,973 | 68,233 |
| Aden - - - - - - - - - " | 88,501 | 181,342 | 241,080 | 41,468 | 270,051 | 1,587 | 4,383 | 5,250 | 963 | 6,104 |
| States in Arabia other than Muscat Territory and Trucial Oman - - - - - " | 170,029 | 233,281 | 252,078 | 152,834 | 90,636 | 3,249 | 4,857 | 5,661 | 3,127 | 1,021 |
| Persia - - - - - - - - - " | 242,480 | 276,773 | 453,866 | 454,564 | 512,764 | 5,368 | 6,713 | 10,790 | 10,798 | 12,641 |
| Turkey, Asiatic: Persian Gulf* - - - - - " | 878,724 | 473,302 | 992,615 | 650,956 | 299,061 | 19,424 | 10,802 | 23,822 | 16,172 | 6,050 |
| Other Countries - - - - - " | 972,750 | 1,030,923 | 903,831 | 1,109,133 | 945,633 | 19,272 | 23,254 | 20,208 | 24,027 | 20,411 |
| | 12,797,524 | 14,455,456 | 12,569,644 | 13,879,964 | 15,965,054 | 228,635 | 297,034 | 271,948 | 289,943 | 300,241 |
| Other Sorts of Spices (I. F.) - - - - - " | 204,339 | 242,244 | 319,369 | 228,195 | 194,806 | 3,299 | 4,554 | 6,137 | 4,362 | 4,057 |
| TOTAL, Spices - - - - - " | 33,042,832 | 38,332,076 | 38,659,729 | 40,237,002 | 40,617,825 | 539,617 | 619,374 | 621,875 | 609,404 | 638,615 |
| Stationery (excluding Paper) (III. M.) - - - - - " | — | — | — | — | — | 3,654 | 3,797 | 5,023 | 4,625 | 2,927 |
| Stone and Marble (III. P.) Cwt. | 64,345 | 49,445 | 64,197 | 85,635 | 63,042 | 4,849 | 4,470 | 8,409 | 8,715 | 3,525 |
| Sugar: | | | | | | | | | | |
| Sugar, 16 Dutch Standard and above, including Confectionery (I. G.): | | | | | | | | | | |
| Aden - - - - - - - - - Cwt. | 3,456 | 2,781 | 8,614 | 5,354 | 3,182 | 3,176 | 2,644 | 8,850 | 5,124 | 3,197 |
| Ceylon - - - - - - - - - " | 6,341 | 7,493 | 5,777 | 5,663 | 6,239 | 5,007 | 5,973 | 3,842 | 3,738 | 4,765 |
| Other Countries - - - - - " | 16,935 | 15,114 | 17,906 | 19,644 | 11,988 | 16,527 | 14,407 | 18,612 | 19,067 | 11,872 |
| | 26,732 | 25,388 | 32,297 | 30,661 | 21,409 | 24,710 | 23,024 | 31,104 | 27,929 | 19,834 |

* Figures prior to 1911-12 relate to the whole of Asiatic Turkey.

Exports of Principal Articles of Indian Produce and Manufacture, distinguishing Principal Countries to which Exported—continued.

| ARTICLES AND COUNTRIES. | QUANTITIES. | | | | | VALUE. | | | | |
|---|-------------|-------------|-------------|-------------|-------------|-----------|-----------|-----------|-----------|------------|
| | 1910-11. | 1911-12. | 1912-13. | 1913-14. | 1914-15. | 1910-11. | 1911-12. | 1912-13. | 1913-14. | 1914-15. |
| Sugar—cont. | | | | | | | | | | |
| Sugar, 15 Dutch Standard and below (L. G.): | | | | | | £ | £ | £ | £ | £ |
| United Kingdom - Cwt. | 138,173 | 114,653 | 226,180 | 94,456 | 35,935 | 61,786 | 48,698 | 110,817 | 30,745 | 11,940 |
| Ceylon - " | 29,833 | 48,110 | 45,190 | 44,358 | 38,969 | 12,996 | 17,307 | 17,893 | 18,579 | 17,959 |
| States in Arabia other than Muscat Territory and Trucial Oman - " | 2,641 | 6,173 | 7,863 | 12,601 | 8,095 | 1,764 | 3,899 | 4,688 | 7,744 | 5,252 |
| Other Countries - " | 4,447 | 6,959 | 8,620 | 9,854 | 4,957 | 2,988 | 4,777 | 5,778 | 6,652 | 8,742 |
| | 175,094 | 175,895 | 287,853 | 161,269 | 87,956 | 79,534 | 74,681 | 138,676 | 63,720 | 38,893 |
| TOTAL, Sugar - " | 201,826 | 201,283 | 320,150 | 191,930 | 109,365 | 104,244 | 97,705 | 169,780 | 91,649 | 58,727 |
| Tallow and Stearine (including Grease and Animal Fat) (L. G.): | | | | | | | | | | |
| Bahrain Islands - Cwt. | 2,032 | 4,058 | 2,003 | 3,771 | 1,674 | 2,791 | 6,556 | 3,237 | 6,411 | 2,663 |
| Other Countries - " | 4,122 | 3,678 | 3,065 | 6,212 | 2,635 | 6,219 | 5,549 | 5,337 | 10,978 | 5,040 |
| | 6,154 | 7,736 | 5,068 | 9,983 | 4,309 | 9,009 | 12,105 | 8,574 | 17,389 | 7,703 |
| Tea, Black (L. H.): | | | | | | | | | | |
| United Kingdom - Lb. | 182,052,494 | 191,540,063 | 197,556,837 | 209,017,561 | 237,141,484 | 5,886,510 | 6,309,415 | 6,297,376 | 7,230,665 | 8,156,233 |
| Austria-Hungary - " | 43,277 | 82,725 | 124,516 | 158,734 | 45,606 | 1,371 | 2,840 | 3,802 | 5,397 | 1,541 |
| France - " | 64,370 | 73,925 | 51,563 | 33,945 | 561,558 | 2,291 | 2,709 | 1,590 | 1,329 | 14,308 |
| Germany - " | 388,851 | 623,838 | 645,746 | 701,140 | 187,958 | 13,743 | 23,582 | 19,537 | 24,588 | 7,351 |
| Russia - " | 30,970,610 | 26,250,216 | 33,115,832 | 33,363,450 | 19,632,717 | 987,464 | 867,271 | 991,163 | 1,108,832 | 666,826 |
| Turkey in Europe - " | 274,069 | 413,604 | 250,644 | 271,999 | 7,726 | 8,693 | 13,903 | 7,511 | 9,209 | 248 |
| Egypt - " | 855,068 | 1,310,730 | 1,621,920 | 1,593,680 | 686,062 | 27,742 | 44,138 | 48,700 | 51,355 | 22,722 |
| East African Protectorate - " | 139,873 | 166,079 | 267,907 | 230,900 | 272,467 | 6,132 | 7,476 | 8,464 | 9,926 | 9,858 |
| Canada - " | 8,440,030 | 10,331,905 | 11,219,247 | 11,549,648 | 10,874,754 | 298,867 | 371,755 | 398,867 | 429,555 | 392,688 |
| United States - " | 2,308,592 | 2,964,975 | 2,073,842 | 1,942,237 | 2,710,177 | 69,822 | 97,736 | 62,136 | 68,798 | 85,400 |
| Aden - " | 141,801 | 220,083 | 251,357 | 178,548 | 188,963 | 5,195 | 9,233 | 7,728 | 5,639 | 6,429 |
| Bahrain Islands - " | 269,586 | 337,357 | 516,970 | 550,530 | 501,906 | 8,568 | 11,132 | 16,407 | 20,443 | 17,688 |
| Ceylon - " | 4,570,029 | 4,079,094 | 4,161,321 | 3,738,247 | 3,014,266 | 203,828 | 178,069 | 177,521 | 155,806 | 124,434 |
| Chile - " | 18,696 | 26,100 | 54,500 | 80,000 | 217,660 | 640 | 1,119 | 1,631 | 2,623 | 8,901 |
| China, Treaty Ports - " | 8,216,823 | 5,007,671 | 9,111,147 | 10,950,161 | 8,288,630 | 275,236 | 136,654 | 272,702 | 338,352 | 261,194 |
| Persia - " | 312,614 | 416,443 | 372,628 | 246,205 | 2,049,234 | 9,536 | 13,506 | 11,590 | 9,353 | 82,520 |
| States in Arabia other than Muscat Territory and Trucial Oman - " | 108,521 | 234,656 | 245,895 | 297,204 | 390,190 | 3,614 | 7,887 | 8,587 | 10,017 | 14,616 |
| Straits Settlements - " | 462,108 | 593,642 | 667,257 | 663,824 | 596,024 | 16,638 | 21,373 | 22,289 | 23,840 | 22,412 |
| Turkey, Asiatic - " | | | | | | | | | | |
| Levant and Black Sea - " | | 654,317 | 931,017 | 503,946 | 69,426 | | 21,614 | 27,888 | 17,504 | 2,714 |
| Red Sea - " | | 211,624 | 352,308 | 358,278 | 162,823 | | 6,710 | 10,561 | 11,178 | 5,740 |
| Persian Gulf - " | 3,638,060 | 2,258,359 | 3,112,250 | 1,967,401 | 997,577 | 114,681 | 75,131 | 99,816 | 73,298 | 40,599 |
| Australia - " | 8,782,120 | 9,581,874 | 8,969,397 | 9,395,399 | 10,547,278 | 260,233 | 236,585 | 268,534 | 315,892 | 351,830 |
| New Zealand - " | 564,840 | 440,258 | 426,428 | 309,353 | 443,327 | 18,141 | 14,629 | 12,929 | 10,307 | 14,929 |
| Other Countries - " | 595,730 | 830,545 | 921,842 | 773,207 | 597,511 | 21,059 | 28,917 | 23,984 | 26,735 | 20,167 |
| | 253,218,162 | 258,655,083 | 277,023,371 | 288,925,598 | 300,185,324 | 8,240,024 | 8,552,379 | 8,806,353 | 9,960,641 | 10,331,358 |
| Tea, Green (L. H.): | | | | | | | | | | |
| United Kingdom - Lb. | 882,930 | 1,290,559 | 797,090 | 33,210 | 162,308 | 29,413 | 44,340 | 27,673 | 1,384 | 5,938 |
| Russia - " | 150,872 | 164,094 | 10,239 | 34,759 | 3,370 | 6,555 | 6,399 | 306 | 1,377 | 112 |
| Canada - " | 4,700 | 239,975 | 227,836 | 14,916 | 75,861 | 157 | 9,976 | 9,331 | 612 | 2,730 |
| United States - " | 34,800 | 180,630 | 232,360 | 0 | 27,357 | 1,180 | 7,519 | 9,702 | 0 | 901 |
| Ceylon - " | 0 | 236,385 | 53,230 | 161,430 | 278,354 | 0 | 9,849 | 2,218 | 6,726 | 11,246 |
| Turkistan, Russian - " | 0 | 0 | 143,080 | 302,650 | 0 | 0 | 0 | 6,170 | 12,617 | 0 |
| Other Countries - " | 9,625 | 11,492 | 25,705 | 1,028 | 860 | 270 | 490 | 898 | 15 | 44 |
| | 1,082,927 | 2,123,135 | 1,495,040 | 547,998 | 548,110 | 37,555 | 78,578 | 58,298 | 22,731 | 20,971 |
| TOTAL, Tea - " | 254,301,069 | 260,778,218 | 278,518,411 | 289,473,591 | 300,733,434 | 8,277,579 | 8,630,952 | 8,862,651 | 9,983,372 | 10,352,329 |
| Tea, Waste, for the Manufacture of Caffeine (IV.): | | | | | | | | | | |
| United Kingdom - Lb. | 857,495 | 886,120 | 1,177,992 | 809,234 | 750,870 | 4,846 | 4,238 | 5,549 | 4,210 | 8,374 |
| United States - " | 1,350,139 | 1,070,688 | 1,594,318 | 2,267,036 | 2,250,861 | 6,406 | 6,898 | 8,467 | 13,656 | 14,343 |
| Other Countries - " | 15,628 | 5,132 | 7,495 | 8,018 | 64,597 | 58 | 19 | 34 | 41 | 401 |
| | 2,223,262 | 1,961,940 | 2,779,805 | 3,084,288 | 3,065,328 | 11,310 | 11,125 | 14,050 | 17,907 | 18,119 |
| Textiles: | | | | | | | | | | |
| Cotton: | | | | | | | | | | |
| Raw (L. H.): | | | | | | | | | | |
| United Kingdom - Cwt. | 567,916 | 418,012 | 305,545 | 384,914 | 707,779 | 1,621,758 | 1,205,891 | 717,016 | 957,351 | 1,410,711 |
| Austria-Hungary - " | 681,740 | 471,530 | 396,452 | 747,041 | 585,735 | 1,942,342 | 1,307,201 | 1,009,166 | 1,949,417 | 1,427,993 |
| Belgium - " | 1,095,494 | 774,463 | 864,304 | 1,133,083 | 794,389 | 2,952,238 | 2,005,730 | 2,092,238 | 2,920,900 | 1,909,100 |
| France - " | 387,591 | 291,960 | 327,767 | 524,264 | 552,273 | 1,079,283 | 811,594 | 823,267 | 1,349,195 | 1,280,268 |
| Germany - " | 1,391,357 | 890,516 | 950,199 | 1,688,070 | 1,239,472 | 3,543,731 | 2,223,564 | 2,208,579 | 4,001,628 | 2,968,224 |
| Greece - " | 906 | 1,694 | 0 | 355 | 0 | 2,646 | 5,208 | 0 | 850 | 0 |
| Holland - " | 19,663 | 8,399 | 21,670 | 28,922 | 17,915 | 54,096 | 23,494 | 52,892 | 72,617 | 37,315 |
| Italy - " | 1,100,352 | 680,271 | 583,698 | 848,576 | 1,354,902 | 2,981,824 | 1,870,207 | 1,464,508 | 2,121,177 | 2,466,465 |
| Norway - " | 2,397 | 0 | 175 | 3,066 | 9,205 | 6,615 | 0 | 467 | 6,600 | 15,709 |
| Portugal - " | 180 | 381 | 1,050 | 2,100 | 2,450 | 480 | 1,104 | 3,337 | 5,850 | 6,667 |
| Russia - " | 7,559 | 0 | 3,544 | 27,327 | 54,661 | 17,355 | 0 | 9,240 | 72,474 | 140,443 |
| Spain - " | 317,500 | 127,815 | 86,950 | 166,933 | 224,964 | 898,964 | 376,224 | 233,734 | 448,502 | 506,284 |
| Sweden - " | 36,851 | 6,490 | 3,274 | 8,183 | 29,095 | 108,517 | 20,623 | 9,602 | 20,822 | 56,153 |
| Switzerland - " | 700 | 0 | 0 | 0 | 0 | 2,000 | 0 | 0 | 0 | 28,365 |
| Egypt - " | 736 | 220 | 28 | 3,559 | 840 | 1,889 | 497 | 43 | 8,986 | 575 |
| United States - " | 33,661 | 17,719 | 22,857 | 26,432 | 30,809 | 62,106 | 34,077 | 38,440 | 55,247 | 66,243 |

Exports of Principal Articles of Indian Produce and Manufacture, distinguishing Principal Countries to which Exported—continued.

| ARTICLES AND COUNTRIES. | QUANTITIES. | | | | | VALUE. | | | | |
|--|-------------|-----------|-------------|------------|------------|------------|------------|------------|------------|------------|
| | 1910-11. | 1911-12. | 1912-13. | 1913-14. | 1914-15. | 1910-11. | 1911-12. | 1912-13. | 1913-14. | 1914-15. |
| Textiles—cont. | | | | | | | | | | |
| Cotton—cont. | | | | | | | | | | |
| Raw—cont. | | | | | | £ | £ | £ | £ | £ |
| Ceylon - Cwt. | 5,824 | 8,122 | 6,683 | 6,694 | 6,956 | 16,032 | 24,006 | 17,151 | 17,742 | 15,590 |
| China, Hong-Kong - " | 91,850 | 42,016 | 78,763 | 109,531 | 102,164 | 258,054 | 123,065 | 205,971 | 244,825 | 237,208 |
| Treaty Ports - " | 67,530 | 48,097 | 118,007 | 84,707 | 146,036 | 179,129 | 129,607 | 315,487 | 226,005 | 248,083 |
| French Indo-China - " | 9,550 | 1,830 | 0 | 141 | 3 | 27,833 | 6,075 | 0 | 185 | 6 |
| Japan - " | 2,852,453 | 3,514,651 | 3,591,763 | 4,817,560 | 4,454,931 | 8,253,427 | 9,473,689 | 9,064,541 | 12,034,223 | 9,537,673 |
| Straits Settlements - " | 10 | 3,836 | 1,283 | 27 | 17 | 14 | 7,825 | 3,305 | 50 | 19 |
| Australia - " | 7,425 | 8,769 | 5,331 | 5,238 | 4,184 | 17,576 | 20,174 | 12,105 | 12,445 | 7,645 |
| Other Countries - " | 7,095 | 12,182 | 8,164 | 9,289 | 9,237 | 8,750 | 11,772 | 9,074 | 14,434 | 8,297 |
| | 8,686,400 | 7,928,523 | 7,377,512 | 10,626,312 | 10,349,045 | 24,037,051 | 19,683,627 | 18,800,196 | 27,301,055 | 22,325,031 |
| *Kapok (II. H.): | | | | | | | | | | |
| United Kingdom - Cwt. | — | — | — | — | 6,620 | — | — | — | — | 12,701 |
| Belgium - " | — | — | — | — | 3,350 | — | — | — | — | 5,808 |
| Other Countries - " | — | — | — | — | 6,053 | — | — | — | — | 11,044 |
| | — | — | — | — | 16,023 | — | — | — | — | 30,153 |
| Twist and Yarn: | | | | | | | | | | |
| †Mule and Water, Nos. 1 to 10 (III. O.): | | | | | | | | | | |
| United Kingdom - Lb. | — | — | 632,044 | 265,435 | 315,200 | — | — | 16,785 | 7,641 | 8,409 |
| Turkey, European - " | — | — | 491,200 | 199,200 | 154,800 | — | — | 13,801 | 5,309 | 4,247 |
| Egypt - " | — | — | 1,118,100 | 774,900 | 383,260 | — | — | 31,886 | 21,250 | 0,717 |
| Aden - " | — | — | 896,000 | 875,000 | 862,216 | — | — | 28,444 | 27,054 | 23,676 |
| Bahrain Islands - " | — | — | 318,400 | 117,200 | 139,400 | — | — | 8,512 | 3,244 | 3,540 |
| China, Hong-Kong - " | — | — | 43,561,102 | 42,034,698 | 35,471,422 | — | — | 1,340,779 | 1,812,820 | 1,010,915 |
| Treaty Ports - " | — | — | 44,474,050 | 44,284,920 | 29,453,610 | — | — | 1,340,538 | 1,300,057 | 875,163 |
| Persia - " | — | — | 193,200 | 158,250 | 171,200 | — | — | 5,333 | 4,778 | 4,788 |
| Straits Settlements - " | — | — | 387,200 | 307,200 | 514,800 | — | — | 11,321 | 12,807 | 13,028 |
| Turkey, Asiatic— | — | — | — | — | — | — | — | — | — | — |
| Levant and Black Sea - " | — | — | 2,052,639 | 1,860,962 | 966,800 | — | — | 58,093 | 52,757 | 26,004 |
| Persian Gulf - " | — | — | 676,800 | 660,600 | 427,100 | — | — | 19,343 | 23,770 | 11,044 |
| Other Countries - " | — | — | 559,547 | 756,236 | 609,470 | — | — | 10,010 | 21,073 | 17,217 |
| | — | — | 95,350,282 | 93,484,661 | 69,469,278 | — | — | 2,800,405 | 2,863,359 | 2,018,254 |
| †Mule and Water, Nos. 11 to 20 (III. O.): | | | | | | | | | | |
| Egypt - Lb. | — | — | 984,700 | 879,000 | 1,139,500 | — | — | 33,704 | 30,542 | 37,306 |
| Aden - " | — | — | 683,782 | 491,328 | 471,883 | — | — | 20,849 | 19,183 | 10,859 |
| Tripoli - " | — | — | 129,600 | 362,400 | 101,600 | — | — | 4,570 | 12,877 | 3,610 |
| China, Hong-Kong - " | — | — | 50,593,862 | 51,677,260 | 28,217,810 | — | — | 1,604,954 | 1,709,022 | 943,052 |
| Treaty Ports - " | — | — | 44,505,105 | 38,969,100 | 22,604,240 | — | — | 1,502,518 | 1,300,000 | 740,504 |
| Muscat Territory and Trucial Oman - " | — | — | 99,750 | 143,640 | 132,300 | — | — | 3,857 | 5,679 | 5,463 |
| Persia - " | — | — | 1,263,350 | 1,246,900 | 1,446,406 | — | — | 50,772 | 55,672 | 50,070 |
| Straits Settlements - " | — | — | 998,400 | 972,968 | 837,300 | — | — | 33,204 | 32,555 | 25,719 |
| Turkey, Asiatic— | — | — | — | — | — | — | — | — | — | — |
| Levant and Black Sea - " | — | — | 2,514,750 | 3,220,700 | 2,320,000 | — | — | 86,400 | 114,717 | 82,436 |
| Persian Gulf - " | — | — | 1,145,200 | 1,136,100 | 655,800 | — | — | 41,533 | 38,095 | 23,206 |
| Other Countries - " | — | — | 368,481 | 322,755 | 684,302 | — | — | 12,169 | 11,839 | 23,134 |
| | — | — | 103,286,980 | 99,462,151 | 58,717,141 | — | — | 3,401,650 | 3,481,191 | 1,007,019 |
| †Mule and Water, Nos. 21 to 30 (III. O.): | | | | | | | | | | |
| China, Hong-Kong - Lb. | — | — | 190,800 | 107,200 | 0 | — | — | 5,885 | 3,787 | 0 |
| China, Treaty Ports - " | — | — | 4,300 | 0 | 924,000 | — | — | 180 | 0 | 20,715 |
| Java - " | — | — | 120,600 | 188,580 | 56,000 | — | — | 4,906 | 7,300 | 1,921 |
| Persia - " | — | — | 308,400 | 193,820 | 76,040 | — | — | 14,677 | 9,050 | 3,677 |
| Straits Settlements - " | — | — | 2,335,850 | 2,596,995 | 2,642,850 | — | — | 91,145 | 98,632 | 95,020 |
| Other Countries - " | — | — | 139,501 | 200,901 | 156,174 | — | — | 5,889 | 9,231 | 6,417 |
| | — | — | 3,099,951 | 3,287,496 | 3,855,064 | — | — | 122,684 | 128,009 | 133,750 |
| †Mule and Water, Nos. 31 to 40 (III. O.): | | | | | | | | | | |
| Siam - Lb. | — | — | 103,600 | 114,800 | 189,600 | — | — | 5,137 | 5,342 | -8,672 |
| Straits Settlements - " | — | — | 184,400 | 274,800 | 115,200 | — | — | 8,491 | 13,233 | 4,327 |
| Other Countries - " | — | — | 54,800 | 116,045 | 32,750 | — | — | 2,921 | 5,143 | 1,797 |
| | — | — | 342,800 | 507,645 | 337,550 | — | — | 16,549 | 23,518 | 14,906 |
| †Mule and Water, above No. 40 (III. O.) - Lb. | — | — | 1,500 | 140 | 351 | — | — | 95 | 10 | 24 |
| †Orange Red and other Colours, Nos. 1 to 20 (III. O.): | | | | | | | | | | |
| Aden - Lb. | — | — | 289,400 | 58,200 | 42,900 | — | — | 12,712 | 2,476 | 1,800 |
| Ceylon - " | — | — | 204,611 | 218,324 | 150,498 | — | — | 10,949 | 11,974 | 7,432 |
| Other Countries - " | — | — | 335,452 | 226,966 | 284,010 | — | — | 15,667 | 10,252 | 12,574 |
| | — | — | 829,463 | 503,490 | 457,408 | — | — | 39,328 | 23,902 | 21,806 |

† Separately recorded from April 1912.

* Separately recorded from April 1914.

Exports of Principal Articles of Indian Produce and Manufacture, distinguishing
Principal Countries to which Exported—continued.

| ARTICLES AND COUNTRIES. | QUANTITIES. | | | | | VALUE. | | | | |
|--|-------------|-------------|-------------|-------------|-------------|-----------|-----------|-----------|-----------|-----------|
| | 1910-11. | 1911-12. | 1912-13. | 1913-14. | 1914-15. | 1910-11. | 1911-12. | 1912-13. | 1913-14. | 1914-15. |
| Textiles—cont. | | | | | | | | | | |
| Cotton—cont. | | | | | | | | | | |
| Twist and Yarn—cont. | | | | | | | | | | |
| *Orange Red and other Colours, Nos. 21 to 40 (III. O.): | | | | | | £ | £ | £ | £ | £ |
| Aden - - - - - Lb. | — | — | 130,018 | 10,510 | 22,000 | — | — | 6,748 | 491 | 1,036 |
| Straits Settlements - - - - - | — | — | 572,630 | 493,553 | 517,850 | — | — | 27,640 | 23,755 | 22,552 |
| Other Countries - - - - - | — | — | 203,233 | 120,431 | 117,534 | — | — | 10,346 | 6,489 | 5,736 |
| | — | — | 905,981 | 624,494 | 657,384 | — | — | 44,734 | 30,735 | 29,324 |
| *Orange Red and other Colours, above No. 40 (III. O.) - - - - - Lb. | — | — | 1,898 | 0 | 0 | — | — | 128 | 0 | 0 |
| *Unspecified Descriptions of Twist and Yarn (III. O.) - - - - - Lb. | — | — | 142,502 | 108,188 | 125,097 | — | — | 5,567 | 3,918 | 5,214 |
| Total Twist and Yarn: | | | | | | | | | | |
| United Kingdom - - - - - Lb. | 707,640 | 879,015 | 670,195 | 301,691 | 454,980 | 19,109 | 25,263 | 18,263 | 8,921 | 13,215 |
| Austria-Hungary - - - - - | 145,277 | 77,213 | 94,000 | 26,448 | 0 | 4,090 | 2,175 | 2,571 | 771 | 0 |
| Bulgaria - - - - - | 153,000 | 107,600 | 19,600 | 46,400 | 25,200 | 4,376 | 3,246 | 419 | 1,234 | 623 |
| Malta and Gozo - - - - - | 129,200 | 197,760 | 172,465 | 146,088 | 129,600 | 3,766 | 6,111 | 5,259 | 4,403 | 3,657 |
| Turkey in Europe - - - - - | 105,600 | 285,200 | 517,600 | 234,000 | 194,800 | 3,004 | 8,169 | 15,232 | 6,873 | 5,620 |
| Egypt - - - - - | 2,969,776 | 1,769,450 | 2,108,000 | 1,653,900 | 1,525,560 | 96,485 | 56,108 | 65,881 | 51,792 | 47,358 |
| Africa, East, Italian (Eritrea and Somali-land) - - - - - | 188,644 | 54,172 | 55,210 | 93,390 | 53,520 | 6,556 | 1,892 | 2,241 | 3,383 | 1,812 |
| Tripoli - - - - - | 46,000 | 26,000 | 151,200 | 456,830 | 216,800 | 1,228 | 950 | 5,177 | 15,773 | 6,944 |
| Zanzibar and Pemba - - - - - | 41,650 | 321,692 | 52,100 | 30,000 | 41,800 | 1,286 | 8,925 | 1,877 | 1,089 | 1,293 |
| Aden - - - - - | 1,910,398 | 2,253,123 | 2,085,400 | 1,506,797 | 1,450,099 | 62,646 | 79,965 | 78,692 | 52,220 | 45,760 |
| Bahrein Islands - - - - - | 235,312 | 361,200 | 339,768 | 127,900 | 162,536 | 6,173 | 10,011 | 9,318 | 3,587 | 4,358 |
| Celebes - - - - - | 0 | 0 | 0 | 3,200 | 223,230 | 0 | 0 | 0 | 111 | 8,601 |
| Ceylon - - - - - | 222,625 | 252,295 | 307,069 | 312,033 | 282,650 | 10,774 | 12,641 | 15,047 | 14,630 | 12,108 |
| China, Hong-Kong - - - - - | 80,878,533 | 55,933,830 | 94,345,774 | 94,719,213 | 63,689,232 | 2,520,845 | 1,861,769 | 3,041,619 | 3,116,531 | 1,962,967 |
| Treaty Ports - - - - - | 77,961,256 | 73,362,386 | 89,002,755 | 83,257,375 | 52,981,850 | 2,399,261 | 2,410,314 | 2,844,119 | 2,731,718 | 1,651,442 |
| Java - - - - - | 1,351,438 | 1,018,050 | 227,550 | 246,720 | 89,870 | 55,426 | 43,324 | 9,758 | 9,320 | 3,193 |
| Muscat Territory and Trucial Oman - - - - - | 326,040 | 327,715 | 301,269 | 322,061 | 253,402 | 12,741 | 14,468 | 12,804 | 14,169 | 11,513 |
| Other States in Arabia - - - - - | 185,222 | 254,253 | 196,500 | 49,412 | 79,450 | 6,539 | 9,949 | 7,762 | 1,896 | 3,046 |
| Persia - - - - - | 2,541,335 | 1,587,326 | 1,874,450 | 1,805,090 | 1,767,756 | 99,837 | 65,408 | 76,377 | 78,877 | 69,230 |
| Siam - - - - - | 192,000 | 167,600 | 286,550 | 324,400 | 513,920 | 6,938 | 7,191 | 11,381 | 11,975 | 13,357 |
| Straits Settlements - - - - - | 3,118,024 | 4,485,296 | 4,575,650 | 4,786,876 | 4,786,300 | 113,098 | 174,807 | 175,894 | 183,230 | 162,976 |
| Turkey, Asiatic:— | | | | | | | | | | |
| Levant and Black Sea - - - - - | 9,892,676 | { 4,788,530 | 4,568,599 | 5,106,862 | 3,322,400 | 311,017 | { 156,860 | 145,127 | 168,482 | 110,583 |
| Persian Gulf - - - - - | | { 2,810,933 | 1,870,600 | 2,085,600 | 1,114,900 | | | 94,849 | 61,647 | 66,909 |
| Other Countries - - - - - | 118,400 | 167,596 | 129,063 | 336,539 | 259,368 | 4,174 | 5,717 | 4,625 | 11,974 | 10,003 |
| | 183,425,046 | 151,488,835 | 203,961,357 | 197,978,265 | 133,619,273 | 5,749,369 | 5,060,097 | 6,611,230 | 6,554,873 | 4,190,987 |
| Manufactures: | | | | | | | | | | |
| Canvas (III. O.) - - - - - Yds. | 48,200 | 111,010 | 6,210 | 0 | 4,986 | 1,058 | 2,945 | 109 | 0 | 66 |
| Handkerchiefs and Shawls in the piece (III. O.): | | | | | | | | | | |
| United Kingdom - - - - - No. | 1,941,130 | 2,632,510 | 1,794,902 | 1,331,202 | 1,432,299 | 71,305 | 95,764 | 71,238 | 51,711 | 54,268 |
| Other Countries - - - - - | 183,365 | 236,942 | 154,648 | 63,330 | 105,536 | 6,861 | 5,926 | 4,509 | 2,674 | 2,958 |
| | 2,124,495 | 2,869,452 | 1,949,550 | 1,394,532 | 1,537,835 | 78,166 | 101,690 | 75,747 | 54,385 | 57,226 |
| Hosiery (III. O.) - - - - - | — | — | — | — | — | 13,094 | 10,329 | 10,926 | 9,698 | 5,560 |
| Piece Goods: | | | | | | | | | | |
| Grey (Unbleached): | | | | | | | | | | |
| *Chadars and Dhutis (III. O.): | | | | | | | | | | |
| East Africa, German - - - - - Yds. | — | — | 3,503,966 | 3,229,554 | 1,437,918 | — | — | 49,192 | 43,658 | 20,946 |
| Portuguese - - - - - | — | — | 1,436,273 | 1,726,823 | 1,644,085 | — | — | 20,487 | 24,251 | 20,701 |
| East African Protectorate - - - - - | — | — | 1,424,110 | 1,236,775 | 1,163,753 | — | — | 19,517 | 17,098 | 16,596 |
| Aden - - - - - | — | — | 448,197 | 556,295 | 247,037 | — | — | 7,236 | 7,183 | 3,335 |
| Other Countries - - - - - | — | — | 1,157,069 | 818,712 | 699,738 | — | — | 17,978 | 12,881 | 9,726 |
| | — | — | 7,969,635 | 7,568,159 | 5,192,531 | — | — | 114,410 | 105,071 | 71,304 |
| *Drills and Jeans (III. O.): | | | | | | | | | | |
| Straits Settlements - - - - - Yds. | — | — | 358,768 | 476,143 | 335,914 | — | — | 4,941 | 6,479 | 4,211 |
| Other Countries - - - - - | — | — | 62,514 | 75,958 | 206,698 | — | — | 904 | 1,113 | 2,514 |
| | — | — | 421,282 | 552,101 | 542,612 | — | — | 5,845 | 7,592 | 6,725 |

* Separately recorded from April 1912.

† Figures prior to 1911-12 relate to the whole of Asiatic Turkey.

Exports of Principal Articles of Indian Produce and Manufacture, distinguishing Principal Countries to which Exported—continued.

| ARTICLES AND COUNTRIES. | QUANTITIES. | | | | | VALUE. | | | | |
|--------------------------------------|-------------|------------|------------|------------|------------|----------|----------|----------|----------|----------|
| | 1910-11. | 1911-12. | 1912-13. | 1913-14. | 1914-15. | 1910-11. | 1911-12. | 1912-13. | 1913-14. | 1914-15. |
| Textiles—cont. | | | | | | | | | | |
| Cotton—cont. | | | | | | | | | | |
| Manufactures—cont. | | | | | | | | | | |
| Piece Goods—cont. | | | | | | | | | | |
| Grey (unbleached)—cont. | | | | | | | | | | |
| †L. Cloth and Domestic (III. O.): | | | | | | £ | £ | £ | £ | £ |
| Africa, East, German - Yds. | — | — | 2,291,100 | 1,604,294 | 732,220 | — | — | 22,213 | 15,837 | 7,423 |
| Portuguese | — | — | 2,389,955 | 1,694,285 | 1,735,262 | — | — | 17,668 | 11,810 | 11,813 |
| East African Protectorate | — | — | 1,703,130 | 1,159,976 | 1,151,504 | — | — | 16,375 | 10,316 | 10,391 |
| French Somaliland | — | — | 47,250 | 614,550 | 209,490 | — | — | 559 | 7,422 | 2,816 |
| Aden | — | — | 5,171,143 | 2,897,816 | 4,763,938 | — | — | 61,570 | 31,061 | 52,000 |
| China, Treaty Ports | — | — | 602,360 | 541,020 | 0 | — | — | 5,168 | 4,070 | 0 |
| Egypt | — | — | 445,704 | 912,750 | 362,550 | — | — | 4,585 | 9,859 | 3,838 |
| Persia | — | — | 2,969,390 | 2,629,238 | 2,059,325 | — | — | 30,078 | 30,628 | 20,220 |
| Siam | — | — | 1,704,668 | 1,654,520 | 1,312,931 | — | — | 15,240 | 16,871 | 12,180 |
| Turkey, Asiatic: Persian Gulf | — | — | 2,831,858 | 6,969,544 | 2,612,896 | — | — | 25,912 | 63,621 | 21,025 |
| Other Countries | — | — | 766,620 | 701,993 | 766,126 | — | — | 8,000 | 6,093 | 7,510 |
| | — | — | 20,923,228 | 21,579,991 | 15,745,742 | — | — | 206,428 | 209,054 | 152,201 |
| †Shirtings (III. O.): | | | | | | | | | | |
| Turkey, Asiatic: Persian Gulf - Yds. | — | — | 680,776 | 747,390 | 341,406 | — | — | 6,907 | 7,124 | 8,127 |
| Aden | — | — | 229,852 | 92,375 | 665,562 | — | — | 2,445 | 1,030 | 6,048 |
| Mauritius | — | — | 28,500 | 217,920 | 794,715 | — | — | 7,006 | 2,205 | 7,006 |
| Other Countries | — | — | 856,334 | 1,111,065 | 1,297,643 | — | — | 1,601 | 10,164 | 11,316 |
| | — | — | 1,795,462 | 2,168,750 | 3,099,346 | — | — | 17,959 | 20,523 | 27,407 |
| †Other Sorts (III. O.): | | | | | | | | | | |
| Ceylon - Yds. | — | — | 143,620 | 326,466 | 295,902 | — | — | 2,595 | 5,825 | 5,377 |
| Egypt | — | — | 234,016 | 666,300 | 325,408 | — | — | 2,230 | 6,160 | 3,290 |
| Africa, East, German - Yds. | — | — | 1,137,556 | 755,532 | 288,030 | — | — | 13,288 | 9,301 | 3,500 |
| Portuguese | — | — | 732,407 | 712,233 | 565,807 | — | — | 5,020 | 6,201 | 4,071 |
| East African Protectorate | — | — | 590,747 | 583,725 | 296,262 | — | — | 6,066 | 7,325 | 3,515 |
| French Somaliland | — | — | 39,300 | 1,185,670 | 350,570 | — | — | 410 | 12,605 | 2,001 |
| Mauritius | — | — | 1,665,700 | 892,086 | 904,528 | — | — | 10,225 | 10,010 | 8,410 |
| Aden | — | — | 3,198,125 | 1,616,121 | 2,003,375 | — | — | 34,404 | 17,012 | 28,536 |
| Bahrain Islands | — | — | 784,245 | 465,186 | 373,600 | — | — | 3,387 | 4,782 | 3,283 |
| Persia | — | — | 620,670 | 832,924 | 583,904 | — | — | 6,709 | 9,004 | 6,123 |
| Turkey, Asiatic: Persian Gulf | — | — | 2,200,350 | 2,372,620 | 651,523 | — | — | 23,037 | 25,208 | 6,400 |
| Other Countries | — | — | 1,646,227 | 1,438,640 | 851,939 | — | — | 18,951 | 17,501 | 10,085 |
| | — | — | 12,961,163 | 11,847,503 | 8,390,848 | — | — | 141,942 | 181,043 | 87,584 |
| Total Grey, unbleached: | | | | | | | | | | |
| Africa, East, German - Yds. | 5,361,800 | 5,539,781 | 6,941,872 | 5,589,380 | 2,458,168 | 62,015 | 64,152 | 85,780 | 68,790 | 32,268 |
| Italian (Eritrea and Somaliland) | 1,304,945 | 583,146 | 386,988 | 487,550 | 292,005 | 11,173 | 5,208 | 3,974 | 4,601 | 2,706 |
| Africa, East, Portuguese | 5,350,394 | 3,658,598 | 4,648,057 | 4,501,406 | 4,266,045 | 47,096 | 33,501 | 44,542 | 45,993 | 30,623 |
| Ceylon | 146,060 | 61,153 | 210,880 | 360,435 | 393,915 | 2,024 | 1,307 | 4,015 | 6,968 | 7,052 |
| East African Protectorate | 3,586,268 | 3,055,584 | 3,707,987 | 2,960,476 | 2,611,519 | 38,085 | 34,061 | 42,858 | 34,739 | 30,502 |
| Egypt | 1,939,381 | 1,951,269 | 1,041,567 | 1,975,350 | 866,158 | 20,520 | 19,169 | 11,170 | 20,517 | 8,901 |
| French Somaliland | 0 | 0 | 86,580 | 1,855,480 | 743,510 | 0 | 0 | 970 | 20,031 | 8,897 |
| Mauritius | 1,452,840 | 1,487,875 | 1,717,952 | 1,111,906 | 1,751,442 | 15,744 | 16,812 | 19,012 | 12,255 | 16,000 |
| Zanzibar and Pemba | 1,224,170 | 1,124,687 | 600,572 | 438,109 | 336,090 | 13,181 | 12,463 | 7,247 | 5,424 | 4,138 |
| Aden | 8,083,713 | 7,655,995 | 9,048,517 | 5,162,607 | 8,619,532 | 68,710 | 82,198 | 105,750 | 57,195 | 90,847 |
| Bahrain Islands | 1,218,902 | 1,275,703 | 969,795 | 544,826 | 652,845 | 12,013 | 12,677 | 10,173 | 5,626 | 6,038 |
| China, Treaty Ports | 1,777,233 | 133,836 | 855,160 | 598,620 | 36,240 | 15,978 | 1,147 | 7,418 | 5,182 | 326 |
| Muscat Territory and Trucial Oman | 769,118 | 821,136 | 844,560 | 755,975 | 932,978 | 7,956 | 8,570 | 9,060 | 8,485 | 9,104 |
| Other States in Arabia | 730,798 | 350,063 | 298,173 | 74,148 | 47,250 | 7,622 | 3,653 | 3,186 | 897 | 492 |
| Persia | 2,778,303 | 4,206,314 | 3,782,462 | 3,856,331 | 2,895,063 | 27,220 | 42,869 | 38,915 | 41,639 | 28,515 |
| Siam | 1,649,423 | 1,311,198 | 2,132,450 | 2,128,970 | 1,561,939 | 15,378 | 12,628 | 20,648 | 22,635 | 15,254 |
| Straits Settlements | 505,532 | 652,843 | 846,170 | 871,321 | 705,700 | 7,442 | 9,406 | 12,569 | 12,060 | 8,034 |
| Turkey, Asiatic: Persian Gulf | 18,117,179 | 5,568,352 | 5,713,584 | 10,110,054 | 3,609,525 | 172,449 | 54,509 | 55,834 | 96,320 | 82,984 |
| Other Countries | 323,725 | 520,240 | 262,414 | 333,560 | 200,255 | 5,382 | 6,395 | 4,612 | 5,210 | 2,830 |
| | 56,379,644 | 39,907,733 | 44,080,770 | 43,716,504 | 32,971,079 | 564,988 | 420,742 | 468,564 | 473,892 | 345,311 |
| White (bleached) (III. O.) - Yds. | 442,369 | 523,570 | 346,270 | 479,034 | 220,447 | 13,655 | 10,239 | 11,180 | 11,912 | 5,347 |
| Coloured, Printed or Dyed: | | | | | | | | | | |
| †Lungs and Saris (III. O.): | | | | | | | | | | |
| Ceylon - Yds. | — | — | 8,736,472 | 8,275,611 | 5,689,786 | — | — | 174,277 | 142,506 | 91,123 |
| Federated Malay States | — | — | 606,176 | 671,545 | 132,341 | — | — | 24,570 | 30,233 | 5,419 |
| Straits Settlements | — | — | 12,968,756 | 14,329,468 | 12,762,887 | — | — | 367,911 | 426,198 | 364,571 |
| Sumatra | — | — | 328,860 | 399,960 | 572,139 | — | — | 7,611 | 9,109 | 14,699 |
| Other Countries | — | — | 1,645,356 | 963,232 | 737,961 | — | — | 25,795 | 15,689 | 13,638 |
| | — | — | 24,285,820 | 25,169,966 | 19,895,114 | — | — | 620,164 | 625,785 | 469,630 |
| †Drills and Jeans (III. O.) - Yds. | — | — | 208,662 | 148,743 | 97,522 | — | — | 4,222 | 2,740 | 1,497 |

* Figures prior to 1911-12 relate to the whole of Asiatic Turkey.

† Separately recorded from April 1912.

Exports of Principal Articles of Indian Produce and Manufacture, distinguishing Principal Countries to which Exported—continued.

| ARTICLES AND COUNTRIES. | QUANTITIES. | | | | | VALUE. | | | | |
|--|-------------|------------|------------|------------|------------|------------|------------|------------|------------|-----------|
| | 1910-11. | 1911-12. | 1912-13. | 1913-14. | 1914-15. | 1910-11. | 1911-12. | 1912-13. | 1913-14. | 1914-15. |
| Textiles—cont. | | | | | | | | | | |
| *Haberdashery and Millinery (III. O.): | | | | | | £ | £ | £ | £ | £ |
| United Kingdom - - - | - | - | - | - | - | - | - | 7,509 | 4,536 | 3,387 |
| Other Countries - - - | - | - | - | - | - | - | - | 8,719 | 6,373 | 4,840 |
| Hemp (chiefly Sann): | | | | | | | | 16,283 | 10,799 | 8,437 |
| Raw (II. H.): | | | | | | | | | | |
| United Kingdom - Cwt. | 267,693 | 242,637 | 326,425 | 297,444 | 442,084 | 219,027 | 217,040 | 341,166 | 294,604 | 444,806 |
| Belgium - - - - - | 71,993 | 102,467 | 124,677 | 140,221 | 79,275 | 59,230 | 88,603 | 122,611 | 129,000 | 71,834 |
| Denmark - - - - - | 0 | 2,391 | 5,523 | 7,639 | 2,389 | 0 | 1,946 | 5,547 | 6,806 | 1,906 |
| France - - - - - | 38,254 | 47,648 | 30,914 | 69,242 | 27,636 | 29,052 | 39,735 | 31,708 | 61,006 | 27,459 |
| Germany - - - - - | 52,011 | 51,025 | 62,110 | 68,341 | 42,118 | 45,649 | 56,100 | 68,326 | 69,406 | 48,805 |
| Greece - - - - - | 4,095 | 2,733 | 3,089 | 7,887 | 6,219 | 2,767 | 3,901 | 2,762 | 6,870 | 4,037 |
| Italy - - - - - | 50,716 | 71,328 | 58,798 | 103,333 | 50,337 | 40,049 | 67,047 | 58,157 | 97,789 | 42,833 |
| Spain - - - - - | 4,898 | 1,543 | 1,854 | 6,314 | 4,157 | 4,364 | 1,237 | 1,872 | 5,972 | 4,305 |
| Other Countries - - | 10,527 | 9,177 | 9,884 | 11,127 | 16,012 | 9,681 | 9,217 | 10,139 | 10,684 | 10,304 |
| | 500,187 | 530,949 | 623,269 | 711,548 | 670,227 | 409,819 | 477,216 | 642,373 | 682,319 | 662,889 |
| Manufactures (III. O.) - - | | | | | | 53 | 545 | 1,345 | 1,343 | 1,312 |
| TOTAL, Hemp, Raw and Manufactures - - - | | | | | | 409,872 | 477,761 | 643,718 | 683,662 | 664,201 |
| Jute: | | | | | | | | | | |
| Raw (II. H.): | | | | | | | | | | |
| United Kingdom - Tons | 234,719 | 345,762 | 340,673 | 290,369 | 265,580 | 3,885,292 | 6,530,513 | 7,352,171 | 7,826,336 | 4,405,943 |
| Austria-Hungary - - | 40,303 | 49,809 | 52,089 | 45,727 | 11,588 | 603,982 | 883,705 | 1,100,345 | 1,319,392 | 330,042 |
| Belgium - - - - - | 3,944 | 5,298 | 4,774 | 4,617 | 800 | 64,333 | 100,669 | 101,510 | 105,201 | 10,530 |
| France - - - - - | 72,343 | 68,413 | 86,204 | 72,708 | 94,195 | 1,188,172 | 1,288,463 | 1,844,225 | 2,045,092 | 571,037 |
| Germany - - - - - | 149,066 | 170,688 | 180,149 | 158,380 | 30,031 | 2,408,200 | 3,300,571 | 3,820,301 | 4,499,111 | 880,018 |
| Greece - - - - - | 621 | 352 | 571 | 564 | 1,129 | 9,851 | 6,038 | 13,308 | 10,878 | 20,543 |
| Holland - - - - - | 133 | 0 | 0 | 1,425 | 1,436 | 2,051 | 0 | 0 | 41,803 | 39,949 |
| Italy - - - - - | 41,474 | 32,032 | 42,254 | 37,770 | 41,506 | 662,268 | 603,609 | 921,216 | 1,138,337 | 740,399 |
| Norway - - - - - | 0 | 0 | 0 | 0 | 574 | 0 | 0 | 0 | 0 | 8,328 |
| Russia - - - - - | 8,384 | 6,971 | 8,776 | 9,086 | 4,357 | 137,240 | 136,023 | 195,378 | 266,500 | 87,447 |
| Spain - - - - - | 16,606 | 23,206 | 25,706 | 21,181 | 25,133 | 270,425 | 427,571 | 566,135 | 581,401 | 367,187 |
| Sweden - - - - - | 0 | 0 | 0 | 0 | 1,193 | 0 | 0 | 0 | 0 | 18,100 |
| Egypt - - - - - | 0 | 1,474 | 0 | 0 | 0 | 0 | 28,509 | 0 | 0 | 0 |
| United States - - - | 64,714 | 99,892 | 124,325 | 117,744 | 81,115 | 1,026,509 | 1,523,874 | 1,890,399 | 2,457,099 | 890,184 |
| Argentina - - - - - | 0 | 362 | 487 | 900 | 981 | 0 | 6,067 | 8,834 | 18,708 | 14,022 |
| Brazil - - - - - | 438 | 1,318 | 4,671 | 3,594 | 1,350 | 10,396 | 25,983 | 104,657 | 102,590 | 22,434 |
| Japan - - - - - | 3,302 | 3,959 | 4,652 | 3,703 | 3,218 | 48,893 | 72,399 | 97,729 | 109,808 | 66,150 |
| Australia - - - - - | 241 | 348 | 338 | 376 | 238 | 4,634 | 7,667 | 8,903 | 12,300 | 5,093 |
| Other Countries - - | 335 | 271 | 625 | 307 | 673 | 4,312 | 4,513 | 8,591 | 7,115 | 11,108 |
| | 636,623 | 810,155 | 876,294 | 768,451 | 505,095 | 10,326,649 | 15,037,734 | 18,033,782 | 20,550,929 | 8,006,802 |
| Twist and Yarn (III. O.) - Lb. | 265,432 | 161,489 | 318,932 | 155,480 | 50,741 | 2,153 | 1,997 | 4,330 | 1,949 | 853 |
| Manufactures: | | | | | | | | | | |
| Canvas (III. O.) - Yds. | 2,152 | 10,000 | 2,200 | 50 | 0 | 22 | 93 | 72 | 4 | 0 |
| Gunny Bags (III. O.): | | | | | | | | | | |
| United Kingdom - No. | 33,427,075 | 29,831,998 | 27,434,422 | 27,524,088 | 47,307,678 | 400,404 | 456,080 | 554,824 | 618,472 | 900,937 |
| Austria-Hungary - - | 498,200 | 824,000 | 970,400 | 112,700 | 250,900 | 5,343 | 11,583 | 19,133 | 2,007 | 6,500 |
| Belgium - - - - - | 6,508,600 | 5,840,600 | 4,176,300 | 5,091,144 | 2,038,500 | 89,501 | 79,863 | 79,709 | 112,383 | 40,492 |
| Bulgaria - - - - - | 903,233 | 895,300 | 421,400 | 501,700 | 91,400 | 15,541 | 15,856 | 8,689 | 12,851 | 1,708 |
| France - - - - - | 679,650 | 577,750 | 935,350 | 797,000 | 2,518,000 | 12,426 | 11,632 | 23,880 | 21,036 | 60,204 |
| Germany - - - - - | 6,518,500 | 4,790,340 | 6,334,150 | 5,363,772 | 2,260,670 | 89,975 | 74,435 | 117,094 | 114,206 | 47,718 |
| Greece - - - - - | 733,400 | 899,400 | 1,022,700 | 958,900 | 209,200 | 10,118 | 18,010 | 18,850 | 20,700 | 4,142 |
| Holland - - - - - | 981,000 | 1,339,700 | 767,400 | 2,051,380 | 915,200 | 15,338 | 21,153 | 15,577 | 42,858 | 18,020 |
| Norway - - - - - | 99,000 | 330,000 | 160,500 | 466,500 | 175,000 | 1,069 | 4,193 | 2,404 | 9,837 | 3,133 |
| Roumania - - - - - | 1,791,000 | 1,358,300 | 1,868,300 | 1,586,800 | 2,833,600 | 29,833 | 26,102 | 40,148 | 38,320 | 77,347 |
| Russia - - - - - | 222,000 | 351,000 | 350,000 | 0 | 8,188,600 | 3,931 | 6,613 | 6,545 | 0 | 146,772 |
| Spain - - - - - | 24,900 | 9,300 | 453,200 | 620,600 | 198,600 | 447 | 205 | 6,205 | 9,014 | 2,151 |
| Turkey in Europe - - | 2,455,250 | 2,268,700 | 1,058,800 | 893,700 | 433,300 | 46,472 | 48,717 | 26,579 | 25,043 | 12,599 |
| Egypt - - - - - | 12,813,600 | 9,981,575 | 13,395,700 | 11,634,995 | 9,369,300 | 303,979 | 264,093 | 393,963 | 394,259 | 312,570 |
| Africa, East, Portu- guese - - - - - | 4,747,425 | 4,194,442 | 5,376,350 | 5,224,150 | 6,848,045 | 80,092 | 80,059 | 120,024 | 123,750 | 152,257 |
| Cape Colony - - - - | 4,771,550 | 4,435,691 | 4,685,900 | 3,967,825 | 4,461,780 | 104,123 | 110,071 | 143,909 | 129,832 | 130,451 |
| Africa, East, Italian - | 111,950 | 106,470 | 241,900 | 6,000 | 58,000 | 2,312 | 2,350 | 6,221 | 134 | 1,231 |
| East African Protec- torate - - - - - | 483,008 | 632,910 | 1,221,550 | 1,223,538 | 609,613 | 8,668 | 13,644 | 28,794 | 30,757 | 14,100 |
| Gold Coast - - - - - | 0 | 85,000 | 164,800 | 231,200 | 111,000 | 0 | 1,667 | 4,066 | 6,246 | 3,100 |
| Madagascar - - - - | 561,150 | 519,400 | 946,700 | 858,300 | 727,700 | 8,803 | 8,525 | 17,706 | 17,075 | 13,533 |
| Mauritius - - - - - | 3,741,400 | 2,373,200 | 2,610,400 | 2,022,900 | 3,663,000 | 56,862 | 38,356 | 60,000 | 50,963 | 93,201 |
| Morocco - - - - - | 330,700 | 636,500 | 870,320 | 158,900 | 432,200 | 5,510 | 12,462 | 20,424 | 3,126 | 9,910 |
| Natal - - - - - | 9,252,675 | 5,876,250 | 7,282,350 | 6,837,925 | 9,812,028 | 146,284 | 113,448 | 167,160 | 169,266 | 239,545 |
| Zanzibar and Pemba - | 547,750 | 269,800 | 304,000 | 328,000 | 167,600 | 9,158 | 5,499 | 6,456 | 7,598 | 4,090 |
| Sandwich Islands - - | 9,556,531 | 9,868,600 | 9,023,500 | 9,560,600 | 10,601,710 | 99,304 | 116,077 | 130,857 | 170,405 | 162,807 |
| Other islands in Pacific | 242,000 | 326,200 | 124,250 | 350,200 | 26,700 | 4,256 | 5,125 | 2,243 | 6,916 | 657 |
| Canada - - - - - | 2,682,700 | 2,427,200 | 2,420,000 | 2,398,800 | 1,355,500 | 23,178 | 22,738 | 32,958 | 31,316 | 17,271 |
| United States - - - | 46,224,570 | 47,838,700 | 43,092,596 | 38,009,100 | 73,123,200 | 419,644 | 576,247 | 502,858 | 1,008,291 | 1,023,136 |
| West Indies, British - | 1,582,300 | 1,382,750 | 951,000 | 1,385,175 | 1,496,000 | 31,785 | 31,321 | 26,075 | 41,721 | 41,828 |
| Cuba - - - - - | 10,502,000 | 8,031,300 | 10,421,600 | 9,790,600 | 10,641,900 | 199,016 | 176,390 | 249,426 | 290,439 | 304,190 |
| Hayi and St. Domingo | 106,000 | 357,700 | 618,500 | 348,300 | 269,900 | 2,305 | 8,525 | 17,011 | 10,404 | 8,038 |
| Porto Rico - - - - - | 1,685,600 | 702,000 | 1,001,000 | 947,100 | 1,117,400 | 30,185 | 14,197 | 23,749 | 23,875 | 29,759 |
| British Guiana - - - | 340,900 | 436,450 | 526,250 | 926,250 | 1,072,000 | 6,298 | 9,728 | 12,608 | 25,395 | 25,555 |
| Argentine Republic - | 658,300 | 1,350,000 | 995,900 | 6,112,100 | 3,689,100 | 8,122 | 15,658 | 18,609 | 115,795 | 51,393 |
| Chile - - - - - | 41,192,720 | 32,332,690 | 36,329,900 | 36,673,450 | 26,517,500 | 516,995 | 466,687 | 557,422 | 662,887 | 498,166 |
| Pera - - - - - | 3,511,400 | 2,190,800 | 3,572,500 | 2,714,000 | 3,191,000 | 61,192 | 40,727 | 77,457 | 61,440 | 75,064 |
| Aden - - - - - | 344,722 | 350,050 | 476,505 | 538,200 | 411,000 | 5,967 | 6,868 | 10,508 | 12,629 | 8,593 |

* Separately recorded from April 1912.

Exports of Principal Articles of Indian Produce and Manufacture, distinguishing
Principal Countries to which Exported—continued.

| ARTICLES AND COUNTRIES. | QUANTITIES. | | | | | VALUE. | | | | |
|---|-------------|-------------|---------------|---------------|---------------|------------|------------|------------|------------|------------|
| | 1910-11. | 1911-12. | 1912-13. | 1913-14. | 1914-15. | 1910-11. | 1911-12. | 1912-13. | 1913-14. | 1914-15. |
| Textiles—cont. | | | | | | | | | | |
| Jute—cont. | | | | | | | | | | |
| Manufactures—cont. | | | | | | | | | | |
| Gunny Bags—cont. | | | | | | £ | £ | £ | £ | £ |
| Celebes and other Islands - No. | 188,800 | 189,900 | 413,600 | 453,000 | 790,866 | 2,757 | 8,746 | 9,359 | 10,383 | 16,878 |
| Ceylon | 918,085 | 728,257 | 744,495 | 1,478,628 | 1,489,700 | 13,306 | 13,171 | 14,830 | 33,166 | 32,798 |
| China, Hong-Kong | 1,483,400 | 2,792,600 | 1,714,700 | 2,101,700 | 1,755,124 | 27,262 | 53,862 | 39,543 | 48,316 | 37,019 |
| Treaty Ports | 8,727,250 | 11,495,700 | 19,466,248 | 12,118,662 | 15,860,800 | 153,381 | 229,725 | 451,390 | 282,758 | 367,116 |
| Formosa | 0 | 0 | 0 | 260,000 | 0 | 0 | 0 | 0 | 6,663 | 0 |
| French Indo-China | 14,403,555 | 7,490,610 | 8,813,392 | 17,668,570 | 20,391,036 | 241,246 | 129,123 | 154,953 | 362,923 | 404,233 |
| Japan | 2,073,600 | 2,328,600 | 2,129,500 | 4,107,100 | 8,335,900 | 31,539 | 42,060 | 42,792 | 91,957 | 191,090 |
| Java | 11,533,400 | 9,774,800 | 17,025,301 | 17,851,036 | 19,516,585 | 229,803 | 213,840 | 426,608 | 464,745 | 477,375 |
| Persia | 359,700 | 748,950 | 351,380 | 323,335 | 369,135 | 6,586 | 15,723 | 7,635 | 7,489 | 9,331 |
| Philippines | 562,300 | 203,000 | 718,100 | 803,500 | 1,418,000 | 6,467 | 2,385 | 9,408 | 11,888 | 15,525 |
| Siam | 13,077,000 | 3,432,518 | 6,140,420 | 13,022,391 | 12,235,762 | 242,701 | 67,465 | 134,092 | 304,872 | 284,184 |
| Straits Settlements | 10,424,627 | 8,941,990 | 8,921,527 | 10,660,330 | 10,759,237 | 212,567 | 162,335 | 196,318 | 234,229 | 241,900 |
| Turkey, Asiatic*— | | | | | | | | | | |
| Levant and Black Sea | | 2,165,600 | 2,533,385 | 3,323,250 | 1,971,280 | | 49,342 | 66,408 | 87,141 | 54,863 |
| Persian Gulf | 6,591,643 | 1,968,521 | 1,530,159 | 1,227,475 | 318,200 | 125,805 | 37,941 | 35,072 | 29,614 | 7,565 |
| Australia | 68,825,585 | 42,698,765 | 38,125,330 | 64,869,311 | 53,625,863 | 1,251,545 | 901,789 | 927,412 | 1,669,486 | 1,432,648 |
| New Zealand | 8,232,950 | 6,353,950 | 8,707,050 | 8,002,575 | 9,230,991 | 185,993 | 192,194 | 258,960 | 248,398 | 268,031 |
| Fiji Islands | 922,950 | 704,290 | 687,400 | 413,150 | 241,700 | 16,374 | 14,386 | 19,001 | 11,243 | 6,444 |
| Other Countries | 1,727,632 | 1,454,024 | 1,067,276 | 1,832,155 | 1,059,260 | 26,398 | 23,062 | 23,294 | 41,605 | 23,511 |
| | 360,880,236 | 289,894,141 | 311,707,646 | 368,759,260 | 397,565,393 | 5,709,361 | 5,054,283 | 6,448,066 | 8,353,417 | 8,896,273 |
| Gunny Cloth (III. O.): | | | | | | | | | | |
| United Kingdom - Yds. | 41,647,472 | 45,618,350 | 40,847,225 | 50,654,742 | 67,715,094 | 232,942 | 360,388 | 406,123 | 557,711 | 544,841 |
| Austria-Hungary | 1,093,500 | 827,000 | 95,000 | 474,000 | 100,000 | 7,798 | 7,122 | 967 | 5,564 | 1,033 |
| Belgium | 661,000 | 685,500 | 66,000 | 20,000 | 20,000 | 4,523 | 5,836 | 968 | 247 | 200 |
| Germany | 5,221,000 | 9,097,900 | 2,775,400 | 7,235,940 | 2,448,000 | 31,718 | 65,553 | 26,546 | 87,106 | 25,488 |
| Greece | 57,000 | 50,000 | 0 | 582,000 | 126,000 | 603 | 513 | 0 | 5,942 | 1,638 |
| Holland | 901,400 | 1,539,500 | 244,000 | 512,500 | 316,500 | 5,103 | 11,273 | 1,946 | 5,194 | 3,601 |
| Roumania | 508,000 | 808,000 | 114,000 | 363,000 | 557,500 | 2,769 | 5,415 | 983 | 4,023 | 5,638 |
| Russia | 0 | 940,000 | 98,000 | 59,961 | 976,000 | 0 | 6,075 | 825 | 741 | 6,510 |
| Sweden | 770,000 | 410,000 | 98,000 | 163,000 | 56,000 | 3,941 | 2,462 | 897 | 1,610 | 485 |
| Turkey in Europe | 1,257,800 | 4,077,120 | 1,064,000 | 896,500 | 357,500 | 9,548 | 33,723 | 11,333 | 9,987 | 3,880 |
| Cape Colony | 664,350 | 550,250 | 683,850 | 900,200 | 650,900 | 5,622 | 5,472 | 8,770 | 11,146 | 7,087 |
| Egypt | 484,900 | 762,640 | 978,840 | 629,840 | 1,396,562 | 3,325 | 5,521 | 9,994 | 7,141 | 13,354 |
| Natal | 742,800 | 401,650 | 504,400 | 663,454 | 784,700 | 5,147 | 9,290 | 6,803 | 9,115 | 7,817 |
| Canada | 28,930,000 | 33,445,400 | 50,251,300 | 35,280,000 | 35,273,900 | 174,062 | 223,488 | 457,330 | 374,879 | 294,932 |
| United States | 664,273,202 | 595,875,500 | 663,293,316 | 735,230,187 | 705,999,139 | 3,714,443 | 3,533,916 | 5,247,451 | 6,816,046 | 5,710,451 |
| Argentine Republic | 161,916,000 | 131,468,500 | 215,958,127 | 173,724,500 | 187,075,500 | 977,567 | 922,745 | 2,055,702 | 1,847,947 | 1,523,756 |
| Chile | 1,284,200 | 508,000 | 845,750 | 1,244,500 | 1,011,000 | 6,601 | 2,892 | 6,665 | 10,822 | 7,526 |
| Ecuador | 415,000 | 1,425,000 | 850,000 | 2,015,000 | 1,154,000 | 3,642 | 14,203 | 10,575 | 24,646 | 14,280 |
| Peru | 543,100 | 575,500 | 513,300 | 795,250 | 608,775 | 3,140 | 3,654 | 4,138 | 8,513 | 4,562 |
| Uruguay | 8,152,000 | 10,118,000 | 9,052,000 | 8,726,000 | 6,890,000 | 51,094 | 72,853 | 88,967 | 105,824 | 59,862 |
| Ceylon | 2,110,508 | 1,867,550 | 1,896,450 | 1,872,500 | 1,593,572 | 14,418 | 14,112 | 18,028 | 21,457 | 13,713 |
| China, Hong-Kong | 248,000 | 275,000 | 111,000 | 190,000 | 150,000 | 1,730 | 2,088 | 1,115 | 2,341 | 1,847 |
| Treaty Ports | 2,609,000 | 2,499,500 | 3,278,750 | 4,243,750 | 2,703,500 | 18,418 | 21,155 | 38,177 | 55,406 | 27,095 |
| Japan | 857,000 | 474,000 | 245,000 | 482,400 | 382,000 | 6,595 | 4,453 | 2,704 | 6,474 | 4,407 |
| Persia | 713,500 | 172,500 | 213,700 | 487,760 | 234,750 | 6,728 | 2,005 | 2,658 | 7,570 | 2,785 |
| Philippines | 1,406,000 | 2,346,000 | 1,876,000 | 2,548,000 | 4,064,500 | 11,125 | 18,590 | 16,362 | 26,180 | 32,351 |
| Sandwich Islands | 33,750 | 10,000 | 15,000 | 92,875 | 1,808,500 | 231 | 76 | 170 | 925 | 21,548 |
| Turkey, Asiatic*— | | | | | | | | | | |
| Levant and Black Sea | | 1,102,670 | 917,384 | 1,036,450 | 569,688 | | 9,657 | 10,252 | 12,314 | 6,858 |
| Persian Gulf | 1,573,240 | 599,290 | 263,900 | 157,500 | 158,000 | 11,825 | 4,873 | 2,467 | 1,672 | 1,354 |
| Australia | 22,522,678 | 19,543,430 | 20,619,299 | 25,752,480 | 27,487,450 | 178,098 | 172,946 | 221,754 | 316,266 | 335,094 |
| New Zealand | 2,223,675 | 1,581,350 | 2,262,450 | 1,904,352 | 2,309,800 | 18,531 | 13,908 | 25,610 | 25,365 | 31,694 |
| Other Countries | 1,470,762 | 1,829,212 | 1,785,428 | 2,208,496 | 2,355,295 | 10,405 | 14,254 | 18,951 | 25,987 | 23,209 |
| | 955,300,737 | 871,484,312 | 1,021,816,869 | 1,061,151,537 | 1,057,324,125 | 5,571,742 | 5,564,511 | 8,705,231 | 10,896,146 | 8,739,410 |
| Rope and Twine (III. O.): | | | | | | | | | | |
| United Kingdom - Cwt. | 11,216 | 13,325 | 38,160 | 20,211 | 10,473 | 7,299 | 10,307 | 32,856 | 15,432 | 7,373 |
| Argentine Republic | 5,124 | 3,323 | 4,370 | 3,566 | 3,793 | 4,865 | 8,475 | 5,506 | 4,874 | 4,753 |
| Java | 883 | 1,540 | 2,225 | 4,178 | 5,284 | 781 | 1,678 | 2,309 | 5,702 | 6,393 |
| Straits Settlements | 16,503 | 16,516 | 17,152 | 27,309 | 24,491 | 14,791 | 16,484 | 19,992 | 35,707 | 32,492 |
| Sumatra | 4,558 | 6,418 | 8,041 | 8,492 | 4,558 | 4,025 | 6,110 | 10,637 | 4,791 | 5,558 |
| Other Countries | 15,472 | 12,294 | 14,711 | 24,114 | 15,155 | 14,194 | 12,785 | 17,448 | 29,893 | 19,644 |
| | 53,756 | 53,916 | 84,659 | 82,870 | 63,754 | 45,955 | 50,839 | 89,248 | 96,399 | 76,213 |
| Other Kinds (III. O.)- | 1,253 | 1,117 | 907 | 470 | 1,064 | 415 | 378 | 457 | 844 | 691 |
| TOTAL, Jute Manufactures (including Twist and Yarn) | — | — | — | — | — | 11,329,648 | 10,672,101 | 15,247,404 | 18,848,759 | 17,213,440 |
| TOTAL, Jute, Raw and Manufactures | — | — | — | — | — | 21,656,297 | 25,709,835 | 33,281,186 | 39,399,688 | 25,820,242 |
| Silk: | | | | | | | | | | |
| Raw (II. H.): | | | | | | | | | | |
| United Kingdom - Lb. | 53,049 | 22,105 | 11,214 | 19,299 | 55,210 | 29,838 | 12,327 | 6,415 | 10,634 | 35,625 |
| France | 411,417 | 358,065 | 369,827 | 140,636 | 27,142 | 226,054 | 207,874 | 199,445 | 91,169 | 17,549 |
| Italy | 23,358 | 1,490 | 0 | 0 | 0 | 12,327 | 795 | 0 | 0 | 0 |
| Other Countries | 711 | 17 | 1,040 | 287 | 360 | 363 | 8 | 119 | 100 | 97 |
| | 494,035 | 381,677 | 382,081 | 160,222 | 82,712 | 268,537 | 221,004 | 205,979 | 101,908 | 53,271 |

* Figures prior to 1911-12 relate to the whole of Asiatic Turkey.
† See first footnote on next page.

Exports of Principal Articles of Indian Produce and Manufacture, distinguishing Principal Countries to which Exported—continued.

| ARTICLES AND COUNTRIES. | QUANTITIES. | | | | | VALUE. | | | | |
|---|-------------|------------|------------|------------|------------|------------|------------|------------|------------|------------|
| | 1910-11. | 1911-12. | 1912-13. | 1913-14. | 1914-15. | 1910-11. | 1911-12. | 1912-13. | 1913-14. | 1914-15. |
| Textiles—cont. | | | | | | | | | | |
| Silk—cont. | | | | | | | | | | |
| Raw—cont. | | | | | | | | | | |
| *Chasam or Waste (II. H.): | | | | | | £ | £ | £ | £ | £ |
| United Kingdom - Lb. | 260,516 | 263,330 | 255,239 | 205,017 | 184,082 | 16,612 | 28,536 | 14,090 | 11,521 | 8,506 |
| France - " " | 808,884 | 750,748 | 627,166 | 539,678 | 148,823 | 37,809 | 32,439 | 29,947 | 29,634 | 8,347 |
| Italy - " " | 77,819 | 78,968 | 54,860 | 100,224 | 34,739 | 3,302 | 2,346 | 2,484 | 6,162 | 3,137 |
| Other Countries - " " | 24 | 4,718 | 5,878 | 64,158 | 110 | 3 | 187 | 245 | 4,435 | 13 |
| | 1,147,243 | 1,092,764 | 943,143 | 909,077 | 347,754 | 57,625 | 63,408 | 46,768 | 51,752 | 10,933 |
| *Cocoons (II. H.): | | | | | | | | | | |
| United Kingdom - Lb. | 72,492 | 77,540 | 73,597 | 52,186 | 68,338 | 4,974 | 5,110 | 5,004 | 3,470 | 4,071 |
| France - " " | 134,066 | 194,065 | 272,540 | 31,796 | 11,244 | 5,691 | 15,843 | 30,334 | 2,300 | 580 |
| Italy - " " | 2,690 | 3,780 | 1,480 | 47,801 | 6,234 | 139 | 217 | 115 | 5,408 | 573 |
| Other Countries - " " | 65 | 100 | 0 | 2,016 | 0 | 8 | 7 | 0 | 200 | 0 |
| | 209,273 | 275,505 | 352,617 | 133,799 | 85,816 | 10,807 | 21,177 | 25,508 | 11,288 | 6,133 |
| TOTAL, Silk, Raw - " | 1,356,516 | 1,368,269 | 1,295,760 | 1,042,876 | 433,570 | 68,432 | 84,585 | 72,276 | 63,040 | 17,066 |
| Manufactures: | | | | | | | | | | |
| Goods of Silk mixed with other Materials (III. O.): | | | | | | | | | | |
| Aden - Yds. | 137,698 | 196,403 | 238,225 | 178,507 | 16,500 | 2,820 | 3,526 | 5,163 | 3,609 | 313 |
| Other Countries - " " | 121,879 | 128,783 | 136,247 | 142,606 | 150,949 | 10,058 | 10,783 | 12,496 | 12,647 | 10,750 |
| | 259,577 | 325,186 | 374,472 | 321,113 | 167,449 | 12,878 | 14,309 | 17,659 | 16,256 | 11,063 |
| Piece Goods (III. O.): | | | | | | | | | | |
| United Kingdom - Yds. | 423,266 | 273,467 | 303,374 | 162,816 | 80,217 | 27,163 | 16,283 | 18,031 | 10,671 | 5,152 |
| Other Countries - " " | 133,544 | 143,365 | 147,543 | 143,293 | 119,543 | 10,849 | 12,136 | 12,537 | 10,753 | 6,745 |
| | 561,810 | 416,832 | 450,917 | 306,109 | 199,760 | 38,012 | 28,419 | 31,468 | 21,424 | 11,897 |
| Other Sorts (III. O.) - Lb. | 890 | 363 | 293 | 711 | 290 | 377 | 703 | 63 | 133 | 58 |
| TOTAL, Silk Manufactures | — | — | — | — | — | 51,267 | 43,430 | 40,189 | 37,673 | 23,016 |
| TOTAL, Silk, Raw and Manufactures | — | — | — | — | — | 388,266 | 340,019 | 327,437 | 202,816 | 109,406 |
| Wool: | | | | | | | | | | |
| Raw (II. H.): | | | | | | | | | | |
| United Kingdom - Lb. | 56,994,995 | 49,775,554 | 51,293,915 | 47,489,347 | 43,754,901 | 1,867,323 | 1,659,622 | 1,704,785 | 1,621,111 | 1,542,192 |
| Germany - " " | 270,556 | 492,501 | 320,465 | 490,974 | 109,192 | 6,415 | 14,988 | 9,130 | 17,020 | 4,033 |
| United States - " " | 314,233 | 1,558,277 | 1,180,006 | 808,668 | 620,776 | 7,953 | 38,062 | 20,301 | 24,010 | 16,241 |
| Other Countries - " " | 725,967 | 558,426 | 682,182 | 133,072 | 125,323 | 9,166 | 11,517 | 13,136 | 3,400 | 4,311 |
| | 58,305,651 | 52,384,758 | 53,426,568 | 48,922,061 | 44,610,287 | 1,890,857 | 1,724,209 | 1,756,448 | 1,666,640 | 1,570,830 |
| Manufactures: | | | | | | | | | | |
| Carpets and Rugs (III. O.): | | | | | | | | | | |
| United Kingdom - Lb. | 1,633,841 | 1,693,091 | 1,452,783 | 1,354,532 | 793,060 | 131,066 | 134,218 | 118,642 | 119,641 | 68,526 |
| United States - " " | 126,906 | 112,797 | 95,682 | 99,772 | 105,183 | 17,376 | 19,408 | 14,068 | 13,569 | 10,442 |
| Other Countries - " " | 110,512 | 95,937 | 152,496 | 186,466 | 145,509 | 14,197 | 10,190 | 17,026 | 20,236 | 14,060 |
| | 1,921,259 | 1,901,825 | 1,700,961 | 1,640,770 | 1,043,752 | 162,639 | 163,816 | 149,736 | 153,446 | 102,054 |
| Piece Goods (III. O.) - Yds. | 16,125 | 27,424 | 21,990 | 11,687 | 2,504 | 1,379 | 2,338 | 1,780 | 923 | 118 |
| Shawls (III. O.) - No. | 10,510 | 16,941 | 11,067 | 5,039 | 2,837 | 4,146 | 6,116 | 4,080 | 2,685 | 925 |
| Other Sorts (III. O.): | | | | | | | | | | |
| Ceylon - Lb. | 291,714 | 221,254 | 277,113 | 321,510 | 304,839 | 7,343 | 5,370 | 6,788 | 7,519 | 6,644 |
| Turkey, Asiatic: Persian Gulf - " " | 83,001 | 93,795 | 114,228 | 0 | 0 | 1,858 | 4,020 | 5,016 | 0 | 0 |
| Other Countries - " " | 117,135 | 61,631 | 49,779 | 86,968 | 99,808 | 3,377 | 4,404 | 4,740 | 2,774 | 3,423 |
| | 491,850 | 381,680 | 441,120 | 408,478 | 404,647 | 12,378 | 13,794 | 16,544 | 10,293 | 10,067 |
| TOTAL, Woollen Manufactures | — | — | — | — | — | 180,542 | 186,064 | 172,160 | 167,349 | 113,164 |
| TOTAL, Wool and Woollens | — | — | — | — | — | 2,071,269 | 1,910,273 | 1,928,608 | 1,836,905 | 1,682,503 |
| TOTAL, Textile Raw Materials | — | — | — | — | — | 37,001,935 | 37,228,275 | 39,601,247 | 50,429,492 | 33,284,230 |
| TOTAL, Yarns and Textile Fabrics | — | — | — | — | — | 18,904,037 | 17,423,353 | 22,620,511 | 27,147,564 | 22,700,746 |
| TOTAL, Textile Raw Materials, Yarns and Textile Fabrics | — | — | — | — | — | 55,905,972 | 54,651,730 | 62,221,758 | 77,577,056 | 55,984,976 |

* Of these the silk of wild worms was: Reeled Silk - Lb. 7,822 3,070 0 0 102 1,892 742 0 0 23; Chasam or Waste " 360,156 383,831 337,701 282,401 89,392 15,360 14,587 13,957 13,276 4,783; Cocoons " 51,275 68,903 76,946 62,576 41,770 3,247 4,390 5,010 4,148 2,871

† Figures prior to 1911-12 refer to the whole of Asiatic Turkey.

Exports of Principal Articles of Indian Produce and Manufacture, distinguishing
Principal Countries to which Exported—continued.

| ARTICLES AND COUNTRIES. | QUANTITIES. | | | | | VALUE. | | | | |
|---|-------------|------------|------------|------------|------------|----------|----------|----------|----------|----------|
| | 1910-11. | 1911-12. | 1912-13. | 1913-14. | 1914-15. | 1910-11. | 1911-12. | 1912-13. | 1913-14. | 1914-15. |
| Tobacco: | | | | | | | | | | |
| Unmanufactured (I. J.): | | | | | | £ | £ | £ | £ | £ |
| United Kingdom - Lb. | 1,042 | 263,802 | 3,175 | 397,968 | 1,017,358 | 20 | 1,646 | 86 | 4,474 | 6,220 |
| France - - - - - " | 45,114 | 4,773,131 | 1,746,223 | 3,576,223 | 1,667,050 | 269 | 31,652 | 11,334 | 22,829 | 9,533 |
| Germany - - - - - " | 913,762 | 3,346,219 | 419,517 | 1,238,375 | 266,434 | 4,048 | 16,498 | 1,809 | 7,019 | 1,106 |
| Holland - - - - - " | 3,271,384 | 2,805,216 | 584,964 | 2,196,050 | 1,127,545 | 16,062 | 15,206 | 2,472 | 9,161 | 4,058 |
| Aden - - - - - " | 8,702,801 | 7,986,490 | 5,870,933 | 9,739,105 | 6,416,069 | 70,667 | 63,307 | 47,669 | 79,608 | 65,533 |
| China, Hong-Kong - - - - - " | 2,093,806 | 3,665,194 | 7,707,745 | 7,125,370 | 3,099,887 | 13,971 | 22,340 | 59,243 | 50,241 | 20,838 |
| Federated Malay States - - - - - " | 84,531 | 166,608 | 317,682 | 435,704 | 451,500 | 1,057 | 2,165 | 3,958 | 5,502 | 5,943 |
| Straits Settlements - - - - - " | 2,094,455 | 2,280,354 | 2,237,955 | 2,200,871 | 1,984,509 | 22,763 | 22,625 | 23,863 | 24,395 | 25,223 |
| Other Countries - - - - - " | 408,549 | 1,192,113 | 693,753 | 906,952 | 459,693 | 5,558 | 8,485 | 6,211 | 8,532 | 6,062 |
| | 17,615,446 | 26,484,127 | 19,581,947 | 27,817,318 | 16,490,045 | 134,415 | 183,924 | 156,595 | 211,811 | 144,654 |
| Manufactured: | | | | | | | | | | |
| Cigars (I. J.): | | | | | | | | | | |
| United Kingdom - Lb. | 62,790 | 65,546 | 82,576 | 86,033 | 60,289 | 5,477 | 5,971 | 7,758 | 8,325 | 5,279 |
| Federated Malay States - - - - - " | 89,448 | 102,247 | 134,123 | 163,423 | 183,688 | 2,761 | 3,222 | 4,461 | 5,269 | 5,858 |
| Straits Settlements - - - - - " | 1,020,666 | 1,192,842 | 1,392,592 | 1,438,613 | 1,421,454 | 55,850 | 64,906 | 72,228 | 79,399 | 76,409 |
| Other Countries - - - - - " | 154,628 | 119,740 | 134,684 | 137,561 | 83,528 | 10,794 | 8,689 | 10,225 | 9,442 | 5,140 |
| | 1,327,532 | 1,480,375 | 1,743,975 | 1,825,635 | 1,733,959 | 74,882 | 82,788 | 94,672 | 102,435 | 92,636 |
| Other Sorts (I. J.) - Lb. | 362,306 | 520,746 | 367,685 | 330,373 | 457,521 | 3,865 | 4,953 | 4,495 | 5,320 | 8,016 |
| TOTAL, Tobacco - - - - - " | 19,305,284 | 28,485,248 | 21,693,607 | 30,023,326 | 18,681,525 | 212,692 | 271,665 | 255,762 | 319,566 | 245,356 |
| Toys and Requisites for Games and Sports, including Fishing Tackle (other than Fire-arms) (III. P.): | | | | | | | | | | |
| United Kingdom - - - - - " | — | — | — | — | — | 10,588 | 7,351 | 6,803 | 5,421 | 5,308 |
| Other Countries - - - - - " | — | — | — | — | — | 9,126 | 10,549 | 13,331 | 14,892 | 7,374 |
| | — | — | — | — | — | 19,714 | 17,900 | 20,134 | 20,313 | 12,682 |
| Umbrellas, including Parasols and Sunshades (III. P.) No. | 73,602 | 76,169 | 127,641 | 139,932 | 65,342 | 5,234 | 5,615 | 9,596 | 9,683 | 4,970 |
| Wax of all kinds, other than Paraffin Wax (excluding Candles) (II. G.): | | | | | | | | | | |
| United Kingdom - Cwt. | 2,424 | 2,074 | 3,340 | 2,604 | 2,079 | 14,370 | 11,741 | 19,639 | 15,936 | 13,060 |
| Belgium - - - - - " | 794 | 579 | 451 | 824 | 1,164 | 4,545 | 3,590 | 2,688 | 5,118 | 7,989 |
| Germany - - - - - " | 2,131 | 3,458 | 2,580 | 3,849 | 1,043 | 12,404 | 19,742 | 16,653 | 24,112 | 7,340 |
| Straits Settlements - - - - - " | 2,313 | 3,932 | 933 | 735 | 59 | 12,754 | 23,980 | 5,064 | 4,193 | 296 |
| Other Countries - - - - - " | 890 | 2,484 | 342 | 869 | 561 | 5,167 | 6,853 | 2,010 | 5,454 | 3,568 |
| | 8,552 | 12,527 | 7,646 | 8,881 | 4,906 | 49,240 | 65,911 | 46,054 | 54,813 | 32,253 |
| Wood and Timber: | | | | | | | | | | |
| Timber, other than Railway Sleepers: | | | | | | | | | | |
| Teak (II. I.): | | | | | | | | | | |
| United Kingdom - Tons | 34,568 | 29,451 | 37,296 | 28,102 | 29,182 | 390,177 | 300,631 | 406,093 | 292,657 | 376,246 |
| Austria-Hungary - - - - - " | 541 | 300 | 463 | 184 | 175 | 10,856 | 12,745 | 6,142 | 2,659 | 2,566 |
| Belgium - - - - - " | 1,470 | 675 | 523 | 913 | 25 | 16,419 | 7,206 | 6,261 | 10,775 | 367 |
| France - - - - - " | 211 | 1,265 | 695 | 591 | 816 | 2,501 | 12,187 | 5,091 | 4,130 | 11,655 |
| Germany - - - - - " | 3,509 | 4,772 | 6,859 | 6,282 | 2,708 | 37,587 | 50,418 | 74,923 | 74,242 | 36,990 |
| Holland - - - - - " | 966 | 380 | 1,155 | 913 | 514 | 9,313 | 9,110 | 11,510 | 10,238 | 6,314 |
| Italy - - - - - " | 780 | 303 | 351 | 929 | 615 | 8,198 | 2,260 | 3,459 | 8,737 | 7,682 |
| Africa, East, Portuguese - - - - - " | 1,180 | 585 | 798 | 709 | 240 | 10,339 | 6,287 | 8,596 | 7,299 | 3,406 |
| East African Protectorate - - - - - " | 132 | 318 | 892 | 382 | 60 | 936 | 2,426 | 5,282 | 3,116 | 738 |
| Cape Colony - - - - - " | 2,122 | 1,723 | 2,831 | 2,217 | 3,325 | 24,498 | 20,063 | 31,556 | 26,469 | 48,344 |
| Natal - - - - - " | 775 | 1,754 | 1,169 | 508 | 850 | 8,589 | 20,737 | 11,103 | 5,909 | 10,627 |
| United States - - - - - " | 922 | 176 | 628 | 287 | 658 | 8,580 | 1,264 | 7,073 | 2,960 | 8,341 |
| Ceylon - - - - - " | 1,377 | 2,102 | 1,514 | 2,193 | 1,245 | 8,461 | 12,914 | 9,759 | 14,767 | 10,403 |
| Japan - - - - - " | 165 | 75 | 2,027 | 2,141 | 221 | 1,131 | 584 | 13,247 | 22,210 | 1,766 |
| Persia - - - - - " | 341 | 169 | 159 | 153 | 355 | 2,962 | 1,564 | 1,940 | 2,291 | 7,783 |
| Australia - - - - - " | 1,914 | 912 | 1,137 | 1,402 | 1,546 | 20,052 | 9,298 | 10,601 | 14,165 | 15,625 |
| Other Countries - - - - - " | 2,115 | 2,315 | 2,879 | 2,831 | 1,596 | 18,852 | 18,030 | 22,320 | 21,593 | 15,999 |
| | 53,068 | 48,375 | 61,421 | 50,737 | 44,626 | 579,501 | 487,719 | 634,956 | 524,317 | 564,852 |
| Other Timber (II. I.): | | | | | | | | | | |
| United Kingdom - Tons | 1,689 | 1,203 | 1,867 | 2,502 | 844 | 9,173 | 8,453 | 9,879 | 14,561 | 4,595 |
| France - - - - - " | 321 | 700 | 899 | 407 | 96 | 3,333 | 7,516 | 6,817 | 2,721 | 558 |
| Germany - - - - - " | 889 | 1,304 | 1,380 | 1,512 | 203 | 6,394 | 10,846 | 9,489 | 11,147 | 1,253 |
| United States - - - - - " | 633 | 563 | 1,200 | 875 | 4 | 4,299 | 5,476 | 8,411 | 6,831 | 47 |
| Other Countries - - - - - " | 1,867 | 2,850 | 3,730 | 2,639 | 1,574 | 7,683 | 11,801 | 18,128 | 11,999 | 8,226 |
| | 5,419 | 6,620 | 9,066 | 7,935 | 2,721 | 30,882 | 44,092 | 52,724 | 47,319 | 14,679 |
| Wood: | | | | | | | | | | |
| Firewood (II. I.) - Tons | 2 | 1,499 | 2,400 | 731 | 315 | 2 | 1,282 | 1,710 | 645 | 287 |
| Ornamental Wood: | | | | | | | | | | |
| Ebony (II. I.) - - - - - " | — | — | — | — | — | 1,058 | 726 | 1,154 | 652 | 583 |

Exports of Principal Articles of Indian Produce and Manufacture, distinguishing Principal Countries to which Exported—concluded.

| ARTICLES AND COUNTRIES. | QUANTITIES. | | | | | VALUE. | | | | |
|---|-------------|----------|----------|----------|----------|-------------|-------------|-------------|-------------|-------------|
| | 1910-11. | 1911-12. | 1912-13. | 1913-14. | 1914-15. | 1910-11. | 1911-12. | 1912-13. | 1913-14. | 1914-15. |
| Wood and Timber—cont. | | | | | | | | | | |
| Ornamental Wood—cont. | | | | | | | | | | |
| Sandal (II. I.): | | | | | | £ | £ | £ | £ | £ |
| United Kingdom | — | — | — | — | — | 9,904 | 8,617 | 11,808 | 28,826 | 12,522 |
| France | — | — | — | — | — | 11,938 | 10,153 | 14,549 | 9,671 | 2,483 |
| Germany | — | — | — | — | — | 35,655 | 39,797 | 51,923 | 50,303 | 7,843 |
| Egypt | — | — | — | — | — | 4,584 | 3,330 | 3,877 | 3,945 | 814 |
| United States | — | — | — | — | — | 19,174 | 17,373 | 15,823 | 20,454 | 10,356 |
| Other Countries | — | — | — | — | — | 7,837 | 9,488 | 3,549 | 8,527 | 1,540 |
| | | | | | | 89,067 | 89,058 | 101,520 | 123,620 | 35,918 |
| Other Sorts (II. I.) | — | — | — | — | — | 2,943 | 828 | 2,063 | 625 | 83 |
| Wood, Manufactures of, other than Furniture and Cabinet-ware (III. G.): | | | | | | | | | | |
| Mauritius | — | — | — | — | — | 5,400 | 2,590 | 2,064 | 2,424 | 2,773 |
| Ceylon | — | — | — | — | — | 5,439 | 1,432 | 2,004 | 917 | 497 |
| Other Countries | — | — | — | — | — | 8,404 | 8,537 | 11,378 | 8,567 | 6,042 |
| | | | | | | 19,333 | 12,559 | 15,446 | 11,908 | 9,312 |
| TOTAL, Wood and Timber | — | — | — | — | — | 722,066 | 635,864 | 800,382 | 714,002 | 625,710 |
| Articles exported by Post (IV.): | | | | | | | | | | |
| United Kingdom | — | — | — | — | — | 323,409 | 252,328 | 263,037 | 322,508 | 187,063 |
| France | — | — | — | — | — | 23,249 | 40,068 | 40,018 | 80,850 | 24,500 |
| Italy | — | — | — | — | — | 7,920 | 16,466 | 13,686 | 16,478 | 9,067 |
| East African Protectorate | — | — | — | — | — | 3,280 | 4,045 | 5,353 | 8,017 | 7,029 |
| Egypt | — | — | — | — | — | 6,063 | 8,320 | 8,130 | 8,294 | 8,816 |
| Mauritius | — | — | — | — | — | 5,411 | 3,005 | 3,789 | 4,422 | 3,503 |
| Zanzibar and Pemba | — | — | — | — | — | 3,477 | 4,012 | 7,057 | 4,644 | 3,440 |
| Ceylon | — | — | — | — | — | 103,173 | 121,770 | 140,372 | 148,900 | 149,613 |
| China, Hong-Kong | — | — | — | — | — | 77,098 | 23,234 | 35,382 | 40,020 | 125,354 |
| Federated Malay States | — | — | — | — | — | 7,469 | 11,501 | 12,278 | 12,724 | 6,554 |
| Siam | — | — | — | — | — | 2,115 | 3,022 | 2,485 | 6,352 | 2,508 |
| Straits Settlements | — | — | — | — | — | 33,319 | 43,624 | 49,620 | 97,268 | 51,198 |
| Turkey, Asiatic: Persian Gulf | — | — | — | — | — | 18,896 | 23,946 | 18,638 | 14,584 | 6,335 |
| Australia | — | — | — | — | — | 3,968 | 4,589 | 5,753 | 6,928 | 5,803 |
| Other Countries | — | — | — | — | — | 10,509 | 12,875 | 15,424 | 17,385 | 15,819 |
| | | | | | | 629,464 | 587,104 | 631,402 | 805,172 | 602,527 |
| All other articles of Merchandise: | | | | | | | | | | |
| Unmanufactured | — | — | — | — | — | 113,596 | 135,450 | 167,553 | 183,351 | 129,547 |
| Manufactured | — | — | — | — | — | 27,421 | 44,441 | 48,790 | 46,717 | 31,605 |
| TOTAL, Exports of Indian Merchandise (exclusive of Government Stores) | — | — | — | — | — | 187,080,646 | 147,879,063 | 160,899,280 | 162,800,909 | 118,323,317 |

No. 14.

QUANTITY and VALUE of IMPORTS of GOVERNMENT STORES into BRITISH INDIA.

| ARTICLES. | 1910-11. | | 1911-12. | | 1912-13. | | 1913-14. | | 1914-15. | |
|---|-----------|----------|-----------|----------|-----------|----------|-----------|----------|-----------|----------|
| | Quantity. | Value. | Quantity. | Value. | Quantity. | Value. | Quantity. | Value. | Quantity. | Value. |
| APPAREL (including Drapery, Uniforms, Accoutrements, &c., but excluding Hosiery): | | | | | | | | | | |
| United Kingdom | — | £ 21,427 | — | £ 14,584 | — | £ 19,429 | — | £ 38,402 | — | £ 57,837 |
| Other Countries | — | 27 | — | 75 | — | 31 | — | 548 | — | 412 |
| | — | 21,454 | — | 14,659 | — | 19,460 | — | 38,950 | — | 58,249 |
| ARMS, AMMUNITION AND MILITARY STORES: | | | | | | | | | | |
| United Kingdom | — | 142,630 | — | 88,164 | — | 140,684 | — | 347,670 | — | 209,282 |
| Other Countries | — | 155 | — | 6,040 | — | 5,366 | — | 2,441 | — | 6,826 |
| | — | 142,785 | — | 94,204 | — | 146,050 | — | 350,111 | — | 216,108 |

• Figures prior to 1911-12 relate to the whole of Asiatic Turkey.

Quantity and Value of Imports of Government Stores into British India—continued.

| ARTICLES. | 1910-11. | | 1911-12. | | 1912-13. | | 1913-14. | | 1914-15. | |
|---|-----------|---------|-----------|---------|-----------|---------|-----------|---------|-----------|---------|
| | Quantity. | Value. | Quantity. | Value. | Quantity. | Value. | Quantity. | Value. | Quantity. | Value. |
| BOOKS, PRINTED, AND PRINTED MATTER (not being Stationery) (including Maps, Charts, &c.): | | £ | | £ | | £ | | £ | | £ |
| United Kingdom | — | 88,270 | — | 88,804 | — | 14,592 | — | 5,362 | — | 8,202 |
| Other Countries | — | 626 | — | 59 | — | 324 | — | 181 | — | 523 |
| | — | 88,896 | — | 88,863 | — | 14,916 | — | 5,543 | — | 8,725 |
| BOOTS AND SHOES: | Pairs. | | Pairs. | | Pairs. | | Pairs. | | Pairs. | |
| United Kingdom | 5,500 | 1,761 | 6,431 | 1,710 | 25,410 | 5,768 | 12,524 | 3,240 | 13,615 | 3,435 |
| Other Countries | 0 | 0 | 51 | 19 | 0 | 0 | 21 | 6 | 0 | 0 |
| | 5,500 | 1,761 | 6,482 | 1,729 | 25,410 | 5,768 | 12,545 | 3,246 | 13,615 | 3,435 |
| BUILDING AND ENGINEERING MATERIALS OTHER THAN OF IRON, STEEL, OR WOOD: | | | | | | | | | | |
| United Kingdom | — | 23,139 | — | 64,863 | — | 82,748 | — | 89,900 | — | 67,075 |
| Other Countries | — | 0 | — | 0 | — | 1 | — | 0 | — | 0 |
| | — | 23,139 | — | 64,863 | — | 82,749 | — | 89,900 | — | 67,075 |
| CARRIAGES AND CARTS (excluding Railway Carriages) AND PARTS THEREOF: | | | | | | | | | | |
| United Kingdom | — | 6,482 | — | 25,600 | — | 8,446 | — | 7,863 | — | 30,657 |
| Other Countries | — | 0 | — | 775 | — | 0 | — | 0 | — | 0 |
| | — | 6,482 | — | 26,375 | — | 8,446 | — | 7,863 | — | 30,657 |
| CHEMICALS: | | | | | | | | | | |
| United Kingdom | — | 39,625 | — | 47,123 | — | 28,151 | — | 35,263 | — | 28,681 |
| Other Countries | — | 553 | — | 752 | — | 846 | — | 578 | — | 1,563 |
| | — | 40,178 | — | 47,875 | — | 28,997 | — | 35,841 | — | 30,244 |
| COAL, COKE, AND PATENT FUEL: | Tons. | | Tons. | | Tons. | | Tons. | | Tons. | |
| United Kingdom | 10,287 | 18,067 | 33,496 | 60,145 | 29,208 | 55,673 | 35,958 | 79,240 | 28,652 | 57,492 |
| Other Countries | 0 | 0 | 0 | 0 | 50,728 | 47,825 | 168,910 | 196,920 | 0 | 0 |
| | 10,287 | 18,067 | 33,496 | 60,145 | 79,936 | 103,498 | 204,868 | 276,160 | 28,652 | 57,492 |
| DRUGS, MEDICINES AND NARCOTICS: | | | | | | | | | | |
| United Kingdom | — | 19,628 | — | 29,274 | — | 70,698 | — | 41,926 | — | 42,287 |
| Other Countries | — | 7,067 | — | 240 | — | 21,925 | — | 173 | — | 34 |
| | — | 26,695 | — | 29,514 | — | 92,623 | — | 42,099 | — | 42,321 |
| EARTHENWARE AND PORCELAIN (excluding Pipes of Earthenware): | | | | | | | | | | |
| United Kingdom | — | 2,197 | — | 7,799 | — | 9,911 | — | 5,276 | — | 4,276 |
| Other Countries | — | 0 | — | 159 | — | 0 | — | 36 | — | 3 |
| | — | 2,197 | — | 7,958 | — | 9,911 | — | 5,312 | — | 4,279 |
| GLASS AND GLASSWARE: | | | | | | | | | | |
| United Kingdom | — | 16,589 | — | 25,410 | — | 19,363 | — | 17,525 | — | 20,180 |
| Other Countries | — | 357 | — | 470 | — | 264 | — | 364 | — | 125 |
| | — | 16,946 | — | 25,880 | — | 19,627 | — | 17,889 | — | 20,305 |
| HARDWARE AND CUTLERY (including Agricultural Implements and Plated Ware): | | | | | | | | | | |
| United Kingdom | — | 140,797 | — | 189,553 | — | 168,701 | — | 225,452 | — | 283,530 |
| Other Countries | — | 13,772 | — | 5,930 | — | 7,179 | — | 1,401 | — | 743 |
| | — | 154,569 | — | 195,483 | — | 175,880 | — | 226,853 | — | 284,273 |
| INSTRUMENTS, APPARATUS, AND APPLIANCES AND PARTS THEREOF: | | | | | | | | | | |
| United Kingdom | — | 94,906 | — | 119,442 | — | 136,260 | — | 134,656 | — | 181,217 |
| Other Countries | — | 491 | — | 3,372 | — | 3,323 | — | 2,178 | — | 1,933 |
| | — | 95,397 | — | 122,814 | — | 139,583 | — | 136,834 | — | 183,150 |

Quantity and Value of Imports of Government Stores into British India—continued.

| ARTICLES. | 1910-11. | | 1911-12. | | 1912-13. | | 1913-14. | | 1914-15. | |
|--|-----------|-----------|-----------|-----------|-----------|-----------|-----------|-----------|-----------|-----------|
| | Quantity. | Value. | Quantity. | Value. | Quantity. | Value. | Quantity. | Value. | Quantity. | Value. |
| LEATHER: | | £ | | £ | | £ | | £ | | £ |
| United Kingdom | — | 4,982 | — | 5,083 | — | 7,583 | — | 9,334 | — | 7,678 |
| Other Countries | — | 0 | — | 0 | — | 241 | — | 11 | — | 0 |
| | — | 4,982 | — | 5,083 | — | 7,824 | — | 9,345 | — | 7,678 |
| MACHINERY AND MILL- WORK: | | | | | | | | | | |
| United Kingdom | — | 165,423 | — | 187,480 | — | 168,805 | — | 200,836 | — | 212,002 |
| Other Countries | — | 501 | — | 23,767 | — | 3,631 | — | 2,963 | — | 516 |
| | — | 165,924 | — | 211,197 | — | 172,436 | — | 203,799 | — | 212,518 |
| METALS AND ORES: | Tons. | | Tons. | | Tons. | | Tons. | | Tons. | |
| United Kingdom | 26,444 | 301,437 | 25,140 | 383,401 | 25,899 | 411,512 | 30,547 | 456,625 | 27,156 | 402,168 |
| Australia | 155 | 9,982 | 0 | 0 | 693 | 57,958 | 847 | 66,866 | 928 | 77,752 |
| Other Countries | 339 | 11,080 | 358 | 20,297 | 68 | 4,136 | 180 | 8,370 | 269 | 2,312 |
| | 26,938 | 322,499 | 25,498 | 403,698 | 26,660 | 473,606 | 31,574 | 532,361 | 28,353 | 482,232 |
| PAPER AND PASTEBOARD: | | | | | | | | | | |
| United Kingdom | — | 62,471 | — | 44,823 | — | 33,841 | — | 53,715 | — | 32,763 |
| Other Countries | — | 0 | — | 135 | — | 39 | — | 55 | — | 3,327 |
| | — | 62,471 | — | 44,958 | — | 33,880 | — | 53,770 | — | 36,090 |
| PRINTING AND LITHO- GRAPHING MATERIALS (excluding Paper): | | | | | | | | | | |
| United Kingdom | — | 9,107 | — | 15,533 | — | 15,095 | — | 27,352 | — | 22,242 |
| Other Countries | — | 48 | — | 0 | — | 154 | — | 3 | — | 636 |
| | — | 9,155 | — | 15,533 | — | 15,249 | — | 27,355 | — | 22,878 |
| RAILWAY PLANT AND ROLLING STOCK: | | | | | | | | | | |
| United Kingdom | — | 1,214,495 | — | 1,635,253 | — | 1,006,093 | — | 2,664,761 | — | 2,142,731 |
| Australia | — | 66,745 | — | 36,041 | — | 23,107 | — | 19,149 | — | 50,153 |
| United States | — | 7,187 | — | 15 | — | 48,250 | — | 763 | — | 70,066 |
| Other Countries | — | 5,375 | — | 8,662 | — | 16,182 | — | 5,886 | — | 10,049 |
| | — | 1,293,802 | — | 1,679,971 | — | 1,694,632 | — | 2,684,559 | — | 2,272,009 |
| SHIPS, PARTS OF (including Launches and Boats): | | | | | | | | | | |
| United Kingdom | — | 16,266 | — | 8,770 | — | 11,493 | — | 25,902 | — | 8,410 |
| Other Countries | — | 67 | — | 0 | — | 118 | — | 13 | — | 0 |
| | — | 16,333 | — | 8,770 | — | 11,611 | — | 25,915 | — | 8,410 |
| STATIONERY (excluding Paper): | | | | | | | | | | |
| United Kingdom | — | 34,779 | — | 35,256 | — | 82,372 | — | 135,192 | — | 119,924 |
| Other Countries | — | 146 | — | 0 | — | 1 | — | 124 | — | 214 |
| | — | 34,925 | — | 35,256 | — | 82,373 | — | 135,316 | — | 120,138 |
| TELEGRAPH, MATERIALS FOR CONSTRUCTION OF: | | | | | | | | | | |
| United Kingdom | — | 70,427 | — | 86,112 | — | 72,230 | — | 96,908 | — | 101,872 |
| Other Countries | — | 270 | — | 191 | — | 117 | — | 4,067 | — | 63 |
| | — | 70,697 | — | 86,303 | — | 72,347 | — | 100,975 | — | 101,935 |
| TEXTILES: | | | | | | | | | | |
| COTTON MANUFACTURES (including Twist and Yarn): | | | | | | | | | | |
| Piece Goods: | Yds. | | Yds. | | Yds. | | Yds. | | Yds. | |
| United Kingdom | 1,220,536 | 22,580 | 1,662,345 | 31,839 | 1,103,598 | 17,535 | 1,413,755 | 21,105 | 2,083,792 | 32,164 |
| Other Countries | 0 | 0 | 0 | 0 | 65 | 18 | 0 | 0 | 0 | 0 |
| Other Sorts: | | | | | | | | | | |
| United Kingdom | — | 7,850 | — | 9,795 | — | 5,749 | — | 5,074 | — | 4,840 |
| Other Countries | — | 0 | — | 87 | — | 0 | — | 0 | — | 0 |
| | — | 30,430 | — | 41,721 | — | 23,302 | — | 26,179 | — | 37,004 |

Quantity and Value of Imports of Government Stores into British India—concluded.

| ARTICLES. | 1910-11. | | 1911-12. | | 1912-13. | | 1913-14. | | 1914-15. | |
|---|-----------|-----------|-----------|-----------|-----------|-----------|-----------|-----------|-----------|-----------|
| | Quantity. | Value. | Quantity. | Value. | Quantity. | Value. | Quantity. | Value. | Quantity. | Value. |
| TEXTILES—cont. | | | | | | | | | | |
| FLAX MANUFACTURES (including Twist and Yarn): | | | | | | | | | | |
| United Kingdom | — | £ 17,951 | — | £ 23,354 | — | £ 30,316 | — | £ 23,465 | — | £ 39,202 |
| Other Countries | — | 34 | — | 0 | — | 0 | — | 0 | — | 0 |
| | — | 17,985 | — | 23,354 | — | 30,316 | — | 23,465 | — | 39,202 |
| WOOL, MANUFACTURES OF: | | | | | | | | | | |
| Piece Goods: | Yds. | | Yds. | | Yds. | | Yds. | | Yds. | |
| United Kingdom | 199,215 | 18,964 | 538,346 | 51,376 | 400,834 | 32,037 | 334,659 | 38,215 | 440,189 | 49,573 |
| Other Countries | 1,600 | 53 | 0 | 0 | 0 | 0 | 0 | 0 | 0 | 0 |
| Other Sorts: | Lb. | | Lb. | | Lb. | | Lb. | | Lb. | |
| United Kingdom | 151,923 | 15,096 | 205,732 | 26,144 | 41,562 | 2,395 | 11,955 | 1,591 | 108,681 | 4,716 |
| Other Countries | 0 | 0 | 0 | 0 | 5 | 2 | 0 | 0 | 0 | 0 |
| ALL OTHER ARTICLES (mainly Manufactured): | — | 34,113 | — | 77,520 | — | 34,434 | — | 39,806 | — | 54,289 |
| United Kingdom | — | 195,469 | — | 228,485 | — | 250,987 | — | 209,520 | — | 228,313 |
| Other Countries | — | 3,801 | — | 11,492 | — | 3,430 | — | 64,364 | — | 37,847 |
| | — | 199,270 | — | 239,977 | — | 254,417 | — | 273,884 | — | 266,160 |
| TOTAL IMPORTS OF GOVERNMENT STORES: | | | | | | | | | | |
| United Kingdom | — | 2,772,815 | — | 3,535,125 | — | 3,508,517 | — | 5,001,370 | — | 4,402,739 |
| Other Countries | — | 128,337 | — | 118,578 | — | 245,468 | — | 371,980 | — | 265,097 |
| Grand Total | — | 2,901,152 | — | 3,653,703 | — | 3,753,985 | — | 5,373,350 | — | 4,667,836 |

No. 15.

QUANTITY and VALUE of EXPORTS (Indian and Foreign) of GOVERNMENT STORES from BRITISH INDIA.

| | | | | | | | | | | |
|---|---|--------|---|--------|---|--------|---|--------|---|---------|
| APPAREL (including Drapery, Uniforms, Accoutrements, but excluding Hosiery): | | | | | | | | | | |
| United Kingdom | — | 278 | — | 6,728 | — | 6,353 | — | 6,673 | — | 3,435 |
| Other Countries | — | 2,717 | — | 8,821 | — | 4,390 | — | 3,781 | — | 6,740 |
| | — | 2,995 | — | 15,549 | — | 10,743 | — | 10,454 | — | 10,175 |
| ARMS AND AMMUNITION: | | | | | | | | | | |
| United Kingdom | — | 1,231 | — | 1,734 | — | 1,419 | — | 1,585 | — | 4,220 |
| Other Countries | — | 8,420 | — | 29,310 | — | 20,412 | — | 21,341 | — | 23,720 |
| | — | 9,651 | — | 31,044 | — | 21,831 | — | 22,926 | — | 27,940 |
| BOOKS AND PRINTED MATTER (including Maps and Charts): | | | | | | | | | | |
| United Kingdom | — | 2,999 | — | 2,742 | — | 2,096 | — | 2,494 | — | 1,971 |
| Other Countries | — | 766 | — | 674 | — | 351 | — | 87 | — | 180 |
| | — | 3,765 | — | 3,416 | — | 2,447 | — | 2,581 | — | 2,151 |
| CHEMICALS, DRUGS, MEDICINES, AND NARCOTICS: | | | | | | | | | | |
| United Kingdom | — | 1,041 | — | 1,313 | — | 1,195 | — | 3,527 | — | 14,985 |
| Other Countries | — | 948 | — | 1,071 | — | 1,546 | — | 1,485 | — | 82,670 |
| | — | 1,989 | — | 2,384 | — | 2,741 | — | 5,012 | — | 97,655 |
| METALS AND ORES: | | | | | | | | | | |
| United Kingdom | — | 8,001 | — | 2,042 | — | 1,791 | — | 89 | — | 592 |
| Other Countries | — | 2,784 | — | 1,887 | — | 6,974 | — | 2,573 | — | 6,272 |
| | — | 10,785 | — | 3,929 | — | 8,765 | — | 2,662 | — | 6,864 |
| ALL OTHER ARTICLES (mainly Manufactured): | | | | | | | | | | |
| United Kingdom | — | 6,412 | — | 8,847 | — | 9,131 | — | 9,698 | — | 23,616 |
| Other Countries | — | 17,459 | — | 30,872 | — | 30,563 | — | 32,442 | — | 221,171 |
| | — | 23,871 | — | 39,719 | — | 39,694 | — | 42,140 | — | 244,787 |
| TOTAL EXPORTS OF GOVERNMENT STORES: | | | | | | | | | | |
| United Kingdom | — | 19,962 | — | 23,406 | — | 21,985 | — | 24,066 | — | 48,819 |
| Other Countries | — | 33,094 | — | 72,635 | — | 64,236 | — | 61,709 | — | 340,753 |
| Grand Total | — | 53,056 | — | 96,041 | — | 86,221 | — | 85,775 | — | 389,572 |

TRADE WITH PRINCIPAL COUNTRIES, DISTINGUISHING PRINCIPAL ARTICLES.

| ARTICLES. | QUANTITIES. | | | | | VALUE. | | | | |
|--|-------------|-----------|-----------|-----------|-----------|-----------|-----------|-----------|-----------|-----------|
| | 1910-11. | 1911-12. | 1912-13. | 1913-14. | 1914-15. | 1910-11. | 1911-12. | 1912-13. | 1913-14. | 1914-15. |
| UNITED KINGDOM. | | | | | | | | | | |
| Imports therefrom: | | | | | | £ | £ | £ | £ | £ |
| Apparel - | — | — | — | — | — | 338,768 | 417,091 | 458,098 | 480,782 | 330,747 |
| Arms, Ammunition, &c. | — | — | — | — | — | 196,155 | 210,246 | 222,681 | 211,959 | 201,644 |
| Belting for Machinery* | — | — | — | — | — | — | — | 227,377 | — | 231,883 |
| Books and Printed Matter - Cwt. | 80,012 | 28,435 | 30,883 | 29,738 | 25,854 | 251,887 | 202,707 | 208,651 | 315,073 | 294,656 |
| Boots and Shoes - Pairs | 1,230,133 | 1,618,056 | 2,043,185 | 2,440,758 | 1,742,374 | 272,793 | 323,485 | 408,030 | 481,037 | 342,370 |
| Building and Engineering Materials: | | | | | | | | | | |
| Cement - Cwt. | 2,203,228 | 2,014,566 | 2,470,633 | 2,437,905 | 2,479,627 | 271,875 | 262,957 | 363,021 | 369,810 | 303,733 |
| Other Sorts - Lb. | 1,956,834 | 1,933,351 | 1,861,766 | 1,744,730 | 1,549,888 | 101,370 | 87,661 | 88,541 | 149,063 | 133,812 |
| Candles - Lb. | — | — | — | — | — | 41,337 | 33,851 | 40,030 | 33,227 | 33,782 |
| Carrriages and Carts | — | — | — | — | — | 151,004 | 134,563 | 134,506 | 116,352 | 65,354 |
| Chemicals | — | — | — | — | — | 448,868 | 470,200 | 466,902 | 503,271 | 530,851 |
| Coal, Coke, and Patent Fuel - Tons | 253,241 | 191,258 | 167,792 | 174,997 | 149,285 | 301,090 | 229,046 | 230,369 | 251,348 | 227,177 |
| Cutlery - | — | — | — | — | — | 74,124 | 72,957 | 60,798 | 77,800 | 61,344 |
| Cycles | — | — | — | — | — | 166,804 | 203,917 | 220,324 | 222,345 | 113,628 |
| Drugs and Medicines - | — | — | — | — | — | 347,538 | 371,314 | 373,374 | 400,940 | 333,725 |
| Dyes, &c. | — | — | — | — | — | 48,363 | 41,194 | 50,373 | 37,071 | 33,771 |
| Earthenware and Porcelain | — | — | — | — | — | 176,585 | 209,940 | 216,521 | 245,063 | 200,014 |
| Furniture and Cabinet-ware | — | — | — | — | — | 69,904 | 79,303 | 70,650 | 83,718 | 57,921 |
| Glass and Glassware - | — | — | — | — | — | 134,438 | 143,100 | 155,086 | 174,000 | 140,345 |
| Hardware (excluding Cutlery): | | | | | | | | | | |
| Agricultural Implements | — | — | — | — | — | 63,151 | 67,115 | 83,580 | 67,014 | 70,605 |
| Other Implements and Tools | — | — | — | — | — | 129,889 | 129,554 | 163,621 | 211,039 | 169,283 |
| Lampware - | — | — | — | — | — | 70,605 | 89,552 | 74,833 | 73,301 | 54,073 |
| Other Sorts | — | — | — | — | — | 893,231 | 954,308 | 963,360 | 1,124,062 | 880,073 |
| Instruments, Apparatus, and Appliances | — | — | — | — | — | 592,548 | 708,323 | 750,955 | 910,828 | 750,650 |
| Ivory, and Manufactures of Jewellery, &c. | — | — | — | — | — | 86,897 | 54,141 | 67,792 | 70,775 | 89,557 |
| Leather, Saddlery and Harness, &c. (excluding Boots and Shoes) | — | — | — | — | — | 70,923 | 181,036 | 81,051 | 84,345 | 49,407 |
| Liquors: | | | | | | | | | | |
| Ale, &c. - Gals. | 3,752,463 | 3,710,848 | 4,078,333 | 3,978,065 | 3,196,114 | 286,231 | 274,066 | 341,286 | 329,505 | 300,123 |
| Spirits - " | 802,671 | 824,553 | 816,727 | 858,396 | 865,251 | 436,161 | 463,748 | 466,098 | 514,083 | 477,437 |
| Wines - " | 187,895 | 139,522 | 123,915 | 133,576 | 115,779 | 93,309 | 97,876 | 81,215 | 60,094 | 78,208 |
| Machinery and Millwork: | | | | | | | | | | |
| Prime-movers (not Electrical) | — | — | — | — | — | 501,198 | 424,169 | 373,874 | 615,084 | 514,005 |
| Electrical Machinery | — | — | — | — | — | 182,014 | 193,231 | 198,394 | 207,892 | 331,368 |
| Boilers* | — | — | — | — | — | — | — | 185,145 | 224,990 | 183,404 |
| Mining Machinery | — | — | — | — | — | 48,016 | 42,525 | 50,200 | 64,136 | 48,530 |
| Sewing Machines | — | — | — | — | — | 110,803 | 101,066 | 184,051 | 209,257 | 218,814 |
| Textile Machinery | — | — | — | — | — | 1,088,070 | 897,973 | 1,340,430 | 2,151,551 | 1,588,323 |
| Other Sorts - | — | — | — | — | — | 968,752 | 924,798 | 880,036 | 1,074,900 | 815,345 |
| Metals: | | | | | | | | | | |
| Copper - Cwt. | 417,523 | 314,768 | 224,774 | 366,296 | 259,181 | 1,301,585 | 1,022,889 | 813,402 | 1,364,038 | 950,441 |
| German Silver - | 13,063 | 13,442 | 9,432 | 13,153 | 7,769 | 63,102 | 55,354 | 44,800 | 67,177 | 41,329 |
| Iron and Steel - Tons | 387,288 | 403,198 | 436,922 | 611,236 | 421,503 | 4,206,298 | 4,512,843 | 5,170,770 | 7,454,230 | 5,034,348 |
| Lead - Cwt. | 82,300 | 80,084 | 79,613 | 97,328 | 86,252 | 78,975 | 89,861 | 92,670 | 120,495 | 112,676 |
| Zinc - " | 69,496 | 67,182 | 75,153 | 91,816 | 30,150 | 67,529 | 89,134 | 105,370 | 129,716 | 43,794 |
| Other Sorts (including all sorts of Ores) Tons | 2,014 | 2,117 | 2,346 | 4,483 | 2,018 | 178,095 | 187,501 | 222,870 | 243,052 | 171,004 |
| Motor Cars and Cycles | — | — | — | — | — | 352,408 | 516,009 | 638,221 | 724,258 | 540,141 |
| Oils: | | | | | | | | | | |
| Mineral - Gals. | 3,698,619 | 3,322,551 | 2,808,880 | 2,678,754 | 4,403,402 | 173,101 | 158,973 | 145,506 | 154,505 | 184,970 |
| Vegetable, Animal, &c. - " | 1,071,404 | 767,870 | 995,041 | 1,327,091 | 1,184,023 | 118,824 | 104,739 | 117,162 | 142,106 | 147,046 |
| Oil-cloth and Floor-cloth - Sq. Yds. | 1,329,875 | 997,435 | 1,103,485 | 1,100,832 | 992,793 | 54,010 | 40,916 | 52,139 | 54,755 | 43,371 |
| Paints, Colours, &c. | — | — | — | — | — | 331,909 | 373,446 | 420,066 | 443,063 | 412,357 |
| Paper, Pasteboard, &c. | — | — | — | — | — | 440,000 | 448,054 | 559,984 | 595,120 | 578,592 |
| Pitch, Tar, and Dammer - Cwt. | 227,511 | 227,224 | 242,138 | 219,410 | 179,501 | 54,930 | 56,137 | 60,740 | 59,473 | 54,153 |
| Printing and Lithographing Materials | — | — | — | — | — | 48,713 | 45,972 | 90,992 | 99,905 | 86,907 |
| Provisions | — | — | — | — | — | 823,810 | 871,580 | 1,006,426 | 1,006,426 | 912,454 |
| Railway Plant and Rolling Stock | — | — | — | — | — | 2,528,064 | 2,584,423 | 3,898,513 | 6,219,223 | 6,285,957 |
| Rubber | — | — | — | — | — | 73,214 | 92,522 | 107,087 | 211,526 | 240,540 |
| Salt - Tons | 170,568 | 197,895 | 151,865 | 136,721 | 92,276 | 166,572 | 193,360 | 146,162 | 136,321 | 97,040 |
| Ships, Parts of - | — | — | — | — | — | 63,213 | 42,447 | 92,050 | 141,850 | 106,900 |
| Soap - Cwt. | 285,434 | 313,737 | 340,791 | 350,706 | 396,720 | 320,847 | 382,561 | 440,260 | 456,961 | 520,512 |
| Stationery | — | — | — | — | — | 252,665 | 264,943 | 300,683 | 331,553 | 272,728 |
| Sugar - Cwt. | 68,394 | 76,416 | 105,394 | 99,298 | 42,966 | 154,674 | 172,500 | 193,115 | 185,744 | 169,374 |
| Tallow - " | 27,067 | 37,719 | 45,492 | 39,610 | 41,145 | 52,233 | 71,478 | 90,935 | 81,927 | 87,037 |
| Tea Chests† - No. | — | — | 1,859,969 | 2,206,037 | 1,782,955 | 237,568 | 288,970 | 278,011 | 330,731 | 270,080 |
| Tobacco: | | | | | | | | | | |
| Cigarettes - Lb. | 1,001,727 | 1,325,777 | 1,354,427 | 1,509,248 | 1,266,762 | 208,651 | 302,758 | 312,060 | 351,800 | 342,641 |
| Other Sorts (chiefly Manufactured) | 305,359 | 429,944 | 509,173 | 416,509 | 452,075 | 47,958 | 64,259 | 70,970 | 67,061 | 72,052 |
| Toys and requisites for Games | — | — | — | — | — | 109,047 | 116,544 | 120,827 | 112,375 | 83,312 |
| Umbrellas - No. | 795,059 | 1,057,461 | 1,218,146 | 1,561,532 | 1,171,959 | 67,516 | 86,831 | 102,169 | 125,994 | 191,529 |
| Umbrella Fittings | — | — | — | — | — | 91,469 | 72,632 | 62,383 | 76,139 | 69,537 |
| Wood and Timber | — | — | — | — | — | 47,226 | 48,314 | 45,929 | 75,815 | 67,016 |

* Separately recorded from April 1912.

† Quantity figures prior to April 1912 are not available.

Trade with Principal Countries, distinguishing Principal Articles; Quantities and Values—continued.

| ARTICLES. | QUANTITIES. | | | | | VALUE. | | | | |
|--|---------------|---------------|---------------|---------------|---------------|------------|------------|------------|------------|------------|
| | 1910-11. | 1911-12. | 1912-13. | 1913-14. | 1914-15. | 1910-11. | 1911-12. | 1912-13. | 1913-14. | 1914-15. |
| UNITED KINGDOM—cont. | | | | | | | | | | |
| Imports therefrom—cont. | | | | | | | | | | |
| Yarns and Textile Fabrics: | | | | | | | | | | |
| Cotton: | | | | | | | | | | |
| Raw - Cwt. | 15,558 | 323,676 | 235,813 | 39,466 | 2,221 | 49,273 | 973,507 | 670,380 | 134,134 | 7,006 |
| Twist and Yarn - Lb. | 29,610,096 | 37,377,002 | 43,786,598 | 37,836,092 | 37,395,263 | 1,914,528 | 2,243,589 | 2,610,246 | 2,378,346 | 2,231,188 |
| Piece Goods: | | | | | | | | | | |
| Grey (unbleached) - Yds. | 1,118,991,064 | 1,207,187,947 | 1,513,140,987 | 1,516,028,204 | 1,284,665,312 | 11,623,177 | 12,914,909 | 16,392,579 | 16,684,012 | 13,845,506 |
| White (bleached) - " | 575,534,554 | 618,395,467 | 755,736,932 | 781,406,871 | 595,504,810 | 6,143,824 | 7,097,203 | 8,766,475 | 9,286,691 | 7,078,544 |
| Coloured, printed, or dyed - " | 557,353,235 | 553,895,890 | 637,629,539 | 770,396,483 | 463,640,018 | 6,933,363 | 7,108,344 | 8,234,202 | 10,223,693 | 6,181,140 |
| Handkerchiefs and Shawls - No. | 17,362,459 | 18,100,066 | 24,961,692 | 34,660,227 | 16,267,798 | 215,046 | 235,901 | 283,811 | 440,358 | 268,490 |
| Thread, Sewing - Lb. | 1,186,260 | 1,263,538 | 1,393,977 | 1,387,472 | 1,071,424 | 203,677 | 204,784 | 229,334 | 226,835 | 178,753 |
| Other Manufactures | — | — | — | — | — | 410,350 | 434,195 | 546,904 | 594,305 | 462,773 |
| Flax Manufactures | — | — | — | — | — | 167,771 | 182,383 | 213,487 | 264,010 | 228,243 |
| Haberdashery and Millinery | — | — | — | — | — | 408,930 | 437,019 | 396,020 | 441,661 | 292,369 |
| Jute Manufactures (chiefly Canvas) | — | — | — | — | — | 53,969 | 71,162 | 76,200 | 94,595 | 100,899 |
| Silk Manufactures | — | — | — | — | — | 102,676 | 95,183 | 167,463 | 185,819 | 73,946 |
| Woollen Manufactures | — | — | — | — | — | 1,273,711 | 1,336,974 | 1,179,880 | 1,482,426 | 898,673 |
| Other Articles | — | — | — | — | — | 1,019,719 | 1,346,364 | 1,416,465 | 1,605,522 | 1,316,983 |
| TOTAL | — | — | — | — | — | 52,724,948 | 57,635,248 | 67,628,061 | 78,388,149 | 61,959,176 |
| Exports of Foreign Merchandise: | | | | | | | | | | |
| Apparel - | — | — | — | — | — | 39,579 | 33,441 | 31,715 | 40,243 | 60,079 |
| Carriages and Carts - | — | — | — | — | — | 20,276 | 32,615 | 40,844 | 32,833 | 28,673 |
| Jewellery and Plate - | — | — | — | — | — | 15,558 | 20,178 | 27,007 | 32,376 | 18,504 |
| Metals - Tons | 162 | 1,234 | 625 | 544 | 494 | 3,453 | 39,215 | 21,621 | 5,630 | 15,490 |
| Sugar - Cwt. | 81,148 | 1,608,792 | 1 | 19 | 596,002 | 50,821 | 1,032,112 | 1 | 19 | 492,077 |
| Wool, Raw - Lb. | 4,043,832 | 5,950,662 | 12,247,781 | 8,878,516 | 8,690,227 | 156,080 | 206,722 | 406,165 | 291,700 | 295,494 |
| Other Articles - | — | — | — | — | — | 234,213 | 262,641 | 265,114 | 261,954 | 256,096 |
| TOTAL | — | — | — | — | — | 569,980 | 1,626,924 | 792,467 | 664,755 | 1,166,419 |
| Exports of Indian Produce, &c.: | | | | | | | | | | |
| Bran and Pollards - Tons | 118,113 | 119,426 | 122,313 | 121,333 | 119,762 | 298,391 | 323,593 | 368,059 | 253,809 | 246,544 |
| Bristles and Fibres - Cwt. | 17,966 | 22,385 | 21,407 | 13,500 | 43,806 | 61,511 | 94,441 | 112,558 | 85,044 | 135,259 |
| Chemicals: Saltpetre - " | 61,004 | 46,590 | 47,217 | 49,230 | 182,249 | 46,551 | 32,787 | 40,280 | 38,844 | 168,107 |
| Coffee - " | 80,599 | 78,136 | 81,931 | 92,353 | 90,127 | 299,629 | 302,229 | 344,951 | 368,943 | 353,626 |
| Coir and Coir Manufactures | 171,507 | 235,324 | 201,116 | 246,177 | 244,134 | 117,721 | 166,518 | 157,116 | 192,379 | 190,777 |
| Dyeing and Tanning Substances: | | | | | | | | | | |
| Cutch - Cwt. | 54,142 | 50,068 | 43,544 | 33,599 | 42,293 | 68,126 | 54,864 | 44,131 | 34,741 | 44,907 |
| Indigo - " | 2,982 | 6,229 | 1,510 | 3,352 | 15,275 | 42,815 | 82,927 | 15,274 | 42,606 | 560,052 |
| Myrobalans - " | 681,112 | 486,829 | 686,980 | 504,001 | 644,389 | 173,093 | 123,500 | 182,478 | 142,693 | 176,388 |
| Other Sorts - " | 16,955 | 21,177 | 24,387 | 15,821 | 21,020 | 11,170 | 16,627 | 16,472 | 10,318 | 13,306 |
| Grain, Pulse, and Flour: | | | | | | | | | | |
| Barley - Cwt. | 212,065 | 3,494,702 | 5,814,017 | 2,991,786 | 518,425 | 54,172 | 873,948 | 1,737,542 | 817,592 | 156,925 |
| Gram - " | 305,046 | 2,521,141 | 697,767 | 239,625 | 0 | 70,840 | 648,433 | 187,957 | 69,130 | 0 |
| Jawar and Bajra - " | 255,987 | 54,980 | 6,007 | 74,771 | 249,347 | 51,211 | 10,222 | 1,435 | 19,865 | 66,253 |
| *Maize - " | — | — | 374,052 | 42,999 | 21,066 | — | — | 92,725 | 9,777 | 5,506 |
| Pulse - " | 1,302,436 | 2,304,805 | 1,626,676 | 1,052,575 | 960,241 | 305,779 | 522,575 | 403,850 | 284,979 | 353,584 |
| Rice - " | 3,513,957 | 2,740,311 | 3,519,532 | 3,228,189 | 4,235,877 | 1,022,367 | 932,847 | 1,305,163 | 1,129,677 | 1,381,218 |
| Wheat - " | 20,839,706 | 20,655,143 | 23,704,912 | 15,674,923 | 12,052,800 | 7,113,542 | 6,741,190 | 8,380,422 | 5,694,757 | 4,753,376 |
| Other Sorts - " | 312,295 | 1,772,119 | 86,464 | 82,583 | 1,057 | 64,949 | 432,948 | 44,720 | 31,939 | 555 |
| Hides and Skins, Raw: | | | | | | | | | | |
| Hides, Raw - Cwt. | 41,633 | 60,348 | 83,799 | 42,365 | 132,322 | 135,300 | 211,978 | 299,628 | 165,678 | 570,133 |
| Skins, Raw - " | 42,492 | 40,358 | 57,598 | 41,993 | 39,722 | 169,927 | 140,426 | 212,769 | 149,418 | 136,259 |
| Horn and Hornmeal - " | 23,126 | 84,720 | 32,380 | 26,032 | 31,326 | 32,587 | 44,185 | 45,449 | 33,757 | 39,706 |
| Jewellery and Plate - | — | — | — | — | — | — | 4,867 | 96,711 | 5,575 | 3,604 |
| Lac - Cwt. | 110,323 | 89,366 | 102,043 | 97,769 | 98,820 | 393,199 | 307,582 | 327,040 | 400,554 | 292,770 |
| Leather: | | | | | | | | | | |
| Hides, Tanned or Dressed - Cwt. | 147,696 | 172,881 | 229,075 | 169,687 | 214,115 | 829,392 | 966,835 | 1,338,129 | 1,030,901 | 1,589,022 |
| Skins, Tanned or Dressed - Cwt. | 113,382 | 124,339 | 99,879 | 102,442 | 92,698 | 1,512,739 | 1,638,941 | 1,924,127 | 1,403,737 | 1,229,906 |
| Manures - Tons | 14,425 | 13,673 | 16,824 | 15,017 | 11,631 | 62,458 | 64,395 | 81,765 | 77,689 | 59,740 |
| Metals: | | | | | | | | | | |
| Lead - Cwt. | 248,207 | 197,528 | 120,667 | 46,575 | 87,605 | 178,312 | 186,269 | 95,344 | 37,619 | 73,397 |
| Manganese Ore - Tons | 189,358 | 138,003 | 211,921 | 258,776 | 227,281 | 190,428 | 155,265 | 231,668 | 281,140 | 264,811 |
| Other Sorts - Cwt. | 56,218 | 94,987 | 70,005 | 84,608 | 116,217 | 46,261 | 79,012 | 58,146 | 33,754 | 120,407 |
| Mica - " | 21,827 | 24,129 | 36,786 | 31,125 | 21,649 | 100,318 | 122,246 | 202,405 | 182,789 | 122,850 |
| Oils - Gals. | 2,707,073 | 8,334,237 | 16,279,354 | 15,702,724 | 26,574,742 | 87,456 | 153,261 | 159,338 | 155,510 | 357,557 |
| Oilcake - Cwt. | 627,585 | 740,187 | 993,805 | 1,205,594 | 1,328,673 | 149,650 | 177,957 | 226,898 | 290,683 | 310,311 |
| Paraffin Wax - " | 95,474 | 59,350 | 78,137 | 84,860 | 107,616 | 143,080 | 92,571 | 117,868 | 129,408 | 161,481 |
| Rubber, Raw - " | 2,414 | 5,199 | 9,473 | 15,346 | 24,090 | 56,155 | 121,125 | 243,541 | 336,113 | 468,506 |
| Seeds: | | | | | | | | | | |
| Castor - " | 1,114,251 | 1,109,255 | 1,022,399 | 1,113,502 | 705,680 | 570,413 | 541,794 | 501,752 | 544,316 | 323,733 |
| Cotton - " | 5,803,091 | 3,975,412 | 2,556,358 | 5,583,965 | 4,048,818 | 1,485,663 | 986,875 | 669,774 | 1,391,510 | 977,435 |
| Groundnuts - " | 10,192 | 543 | 1,302 | 9,603 | 86,956 | 4,584 | 244 | 705 | 5,564 | 33,529 |
| Linseed - " | 2,677,736 | 3,098,610 | 2,206,317 | 3,146,298 | 4,122,194 | 1,961,451 | 2,538,154 | 1,629,905 | 1,648,118 | 2,219,625 |
| Rape - " | 815,632 | 384,571 | 427,892 | 231,984 | 493,623 | 343,113 | 176,084 | 228,419 | 179,830 | 248,412 |
| Other Sorts - " | 204,443 | 172,932 | 106,723 | 52,290 | 334,334 | 103,504 | 120,518 | 90,290 | 32,207 | 267,659 |
| Spices - Lb. | 3,234,046 | 4,109,292 | 3,359,689 | 4,211,443 | 5,066,385 | 67,040 | 78,063 | 68,723 | 78,573 | 101,281 |
| Sugar (15 Dutch standard and below) - Cwt. | 138,173 | 114,653 | 226,180 | 94,456 | 35,935 | 61,786 | 43,698 | 110,317 | 30,745 | 11,940 |
| Tea: | | | | | | | | | | |
| Black - Lb. | 182,052,494 | 191,540,063 | 197,556,837 | 209,017,561 | 237,141,484 | 5,886,510 | 6,309,415 | 6,297,376 | 7,230,665 | 8,156,293 |
| Green - " | 882,930 | 1,290,559 | 707,090 | 33,210 | 162,308 | 29,413 | 44,340 | 27,673 | 1,384 | 5,938 |
| Teak - Cub. Tons | 34,568 | 29,451 | 37,296 | 28,102 | 29,182 | 390,177 | 300,631 | 406,093 | 292,657 | 376,246 |

* Separately recorded from April 1912.

Trade with Principal Countries, distinguishing Principal Articles; Quantities and Values—continued.

| ARTICLES. | QUANTITIES. | | | | | VALUE. | | | | |
|--------------------------------------|-------------|------------|------------|------------|------------|------------|------------|------------|------------|------------|
| | 1910-11. | 1911-12. | 1912-13. | 1913-14. | 1914-15. | 1910-11. | 1911-12. | 1912-13. | 1913-14. | 1914-15. |
| UNITED KINGDOM—cont. | | | | | | | | | | |
| Exports of Indian Produce, &c.—cont. | | | | | | | | | | |
| Textiles: | | | | | | | | | | |
| Cotton, Raw - Cwt. | 567,916 | 418,012 | 305,545 | 334,914 | 707,779 | 1,621,758 | 1,205,891 | 717,016 | 957,351 | 1,410,711 |
| " Twist and Yarn Lb. | 707,640 | 879,015 | 670,195 | 301,691 | 454,960 | 19,109 | 25,263 | 18,263 | 8,931 | 12,315 |
| Manufactures | — | — | — | — | — | 76,721 | 100,919 | 75,636 | 53,831 | 36,600 |
| Hemp, Raw - Cwt. | 267,693 | 242,637 | 326,425 | 297,444 | 442,064 | 219,027 | 217,040 | 341,166 | 294,694 | 444,808 |
| Jute: | | | | | | | | | | |
| Raw - Tons | 234,719 | 345,762 | 340,673 | 290,369 | 265,580 | 3,885,993 | 6,530,513 | 7,352,171 | 7,826,358 | 4,408,948 |
| Gunny Bags - No. | 33,427,075 | 29,831,998 | 27,434,422 | 27,524,088 | 47,307,678 | 490,494 | 456,080 | 554,824 | 613,472 | 906,837 |
| Cloth - Yds. | 41,647,472 | 45,618,350 | 40,847,225 | 50,654,742 | 67,715,094 | 332,949 | 360,338 | 406,123 | 557,711 | 544,841 |
| Silk, Raw - Lb. | 390,997 | 362,975 | 345,050 | 276,502 | 287,630 | 51,424 | 45,973 | 25,509 | 25,631 | 40,109 |
| Manufactures | — | — | — | — | — | 37,428 | 16,081 | 19,288 | 10,805 | 5,164 |
| Wool, Raw - Lb. | 56,994,995 | 49,775,554 | 51,293,915 | 47,489,347 | 43,754,991 | 1,807,323 | 1,659,623 | 1,704,785 | 1,631,111 | 1,542,192 |
| Woolen Manufactures | — | — | — | — | — | 132,777 | 136,073 | 120,019 | 131,823 | 69,503 |
| Other Articles | — | — | — | — | — | 636,134 | 603,370 | 672,033 | 760,080 | 590,304 |
| TOTAL | — | — | — | — | — | 34,118,179 | 38,427,636 | 40,433,023 | 38,236,780 | 37,257,024 |
| AUSTRIA-HUNGARY. | | | | | | | | | | |
| Imports therefrom: | | | | | | | | | | |
| Apparel - | — | — | — | — | — | 47,381 | 43,479 | 60,402 | 54,840 | 18,430 |
| Cotton Manufactures - | — | — | — | — | — | 137,071 | 144,770 | 150,025 | 134,014 | 41,691 |
| " Twist and Yarn Lb. | 121,555 | 241,905 | 433,075 | 752,890 | 338,818 | 7,225 | 14,228 | 23,924 | 41,128 | 18,256 |
| Glass and Glassware: | — | — | — | — | — | | | | | |
| Bangles | — | — | — | — | — | 319,764 | 379,002 | 373,431 | 483,555 | 127,059 |
| Other Sorts | — | — | — | — | — | 114,307 | 89,405 | 88,051 | 98,086 | 32,383 |
| Haberdashery and Millinery | — | — | — | — | — | 135,471 | 177,118 | 155,584 | 148,089 | 44,314 |
| Hardware | — | — | — | — | — | 160,829 | 190,868 | 220,156 | 221,421 | 71,111 |
| Matches - | — | — | — | — | — | 59,653 | 70,553 | 54,659 | 64,446 | 38,458 |
| Metals - Tons | 2,630 | 3,821 | 3,140 | 4,977 | 1,463 | 76,691 | 80,231 | 74,091 | 114,676 | 31,128 |
| Paper and Pasteboard | — | — | — | — | — | 71,759 | 66,174 | 76,479 | 88,214 | 32,077 |
| Sugar - Cwt. | 713,119 | 236,134 | 1,051,779 | 1,480,218 | 428,201 | 483,308 | 161,803 | 711,458 | 922,400 | 258,009 |
| Woolen Manufactures | — | — | — | — | — | 53,059 | 58,434 | 55,088 | 77,023 | 21,277 |
| Other Articles | — | — | — | — | — | 261,755 | 294,694 | 296,240 | 358,558 | 115,941 |
| TOTAL | — | — | — | — | — | 1,928,363 | 1,770,759 | 2,351,688 | 2,800,270 | 800,743 |
| Exports of Foreign Merchandise: | | | | | | | | | | |
| Miscellaneous Articles | — | — | — | — | — | 26,391 | 29,037 | 20,900 | 23,092 | 8,143 |
| Exports of Indian Produce, &c.: | | | | | | | | | | |
| Coffee - Cwt. | 9,160 | 17,481 | 8,663 | 12,133 | 8,287 | 34,913 | 72,301 | 34,899 | 48,097 | 88,900 |
| Cotton, Raw - | 681,740 | 471,580 | 396,452 | 747,041 | 585,735 | 1,942,842 | 1,307,201 | 1,009,166 | 1,940,417 | 1,427,093 |
| Hides and Skins (mainly Raw) | 172,491 | 222,107 | 175,429 | 239,439 | 60,346 | 740,232 | 940,465 | 797,204 | 1,242,842 | 333,075 |
| Indigo - | 1,656 | 2,922 | 2,085 | 1,554 | 91 | 26,141 | 42,721 | 20,242 | 21,693 | 870 |
| Jute, Raw - Tons | 40,303 | 40,809 | 52,089 | 45,727 | 11,586 | 603,982 | 883,705 | 1,100,345 | 1,310,392 | 370,042 |
| Lac - Cwt. | 9,599 | 14,526 | 9,828 | 6,769 | 4,074 | 32,973 | 34,180 | 29,911 | 20,911 | 14,053 |
| Oilseeds - | 739,145 | 863,399 | 736,213 | 864,146 | 268,970 | 481,035 | 605,628 | 513,854 | 580,240 | 182,892 |
| Rice - | 3,393,047 | 3,231,093 | 3,548,974 | 4,223,847 | 1,074,484 | 904,695 | 1,048,080 | 1,230,050 | 1,370,032 | 690,050 |
| Other Articles | — | — | — | — | — | 66,934 | 88,903 | 84,925 | 90,080 | 41,742 |
| TOTAL | — | — | — | — | — | 4,923,767 | 5,046,924 | 4,834,774 | 6,040,889 | 3,011,943 |
| BELGIUM. | | | | | | | | | | |
| Imports therefrom: | | | | | | | | | | |
| Building and Engineering Materials | — | — | — | — | — | 17,379 | 16,013 | 46,364 | 27,427 | 16,351 |
| Cotton Manufactures | — | — | — | — | — | 157,532 | 230,240 | 327,891 | 492,370 | 150,050 |
| " Twist and Yarn Lb. | 200,768 | 250,385 | 452,322 | 163,505 | 162,443 | 10,700 | 12,500 | 22,286 | 9,720 | 9,256 |
| Dyes, Aniline and Alizarine, &c. | — | — | — | — | — | 66,149 | 58,402 | 75,938 | 90,215 | 37,414 |
| Glass and Glassware: | — | — | — | — | — | | | | | |
| Plate and Sheet - Sup. ft. | 11,738,264 | 11,744,639 | 12,023,130 | 11,777,804 | 5,456,757 | 59,980 | 63,050 | 73,546 | 81,190 | 34,546 |
| Other Sorts | — | — | — | — | — | 40,702 | 146,195 | 53,690 | 47,833 | 19,397 |
| Hardware | — | — | — | — | — | 38,560 | 39,836 | 37,437 | 41,787 | 15,066 |
| Metals: | | | | | | | | | | |
| Iron and Steel - Tons | 96,043 | 101,597 | 120,471 | 171,043 | 67,194 | 663,144 | 697,947 | 904,777 | 1,234,056 | 454,874 |
| Other Sorts | 1,071 | 1,075 | 1,210 | 1,823 | 477 | 46,993 | 45,517 | 50,611 | 100,062 | 26,475 |
| Oils - Gals. | 548,512 | 451,026 | 369,310 | 348,331 | 125,590 | 35,405 | 25,650 | 22,070 | 22,845 | 8,319 |
| Paper and Pasteboard | — | — | — | — | — | 31,107 | 30,386 | 38,228 | 30,205 | 16,431 |
| Railway Plant and Rolling Stock | — | — | — | — | — | 27,317 | 17,117 | 25,400 | 40,092 | 14,545 |
| Other Articles | — | — | — | — | — | 273,140 | 259,445 | 350,690 | 605,150 | 273,948 |
| TOTAL | — | — | — | — | — | 1,477,198 | 1,542,367 | 2,028,945 | 2,838,542 | 1,080,353 |
| Exports of Foreign Merchandise: | | | | | | | | | | |
| Miscellaneous Articles | — | — | — | — | — | 10,754 | 21,256 | 20,306 | 20,617 | 6,174 |
| Exports of Indian Produce, &c.: | | | | | | | | | | |
| Bristles and Fibres - Cwt. | 31,546 | 23,230 | 24,552 | 25,570 | 8,961 | 32,393 | 25,027 | 25,191 | 26,877 | 10,225 |
| Coffee - | 9,277 | 8,699 | 10,247 | 9,122 | 726 | 25,685 | 31,615 | 37,152 | 36,563 | 2,831 |
| Coir and Coir Manufactures | 58,351 | 64,071 | 67,533 | 69,389 | 14,573 | 49,085 | 43,778 | 46,190 | 47,146 | 10,290 |
| Cotton, Raw - | 1,085,494 | 774,463 | 864,304 | 1,133,063 | 794,369 | 2,952,238 | 2,005,730 | 2,022,238 | 2,820,900 | 1,909,100 |
| Dyeing and Tanning Substances | 213,064 | 149,581 | 143,681 | 137,766 | 95,987 | 66,652 | 46,325 | 48,422 | 47,202 | 35,085 |

Trade with Principal Countries, distinguishing Principal Articles; Quantities and Values—continued.

| ARTICLES. | QUANTITIES. | | | | | VALUE. | | | | |
|--|-------------|-----------|-----------|-----------|-----------|-----------|-----------|-----------|-----------|-----------|
| | 1910-11. | 1911-12. | 1912-13. | 1913-14. | 1914-15. | 1910-11. | 1911-12. | 1912-13. | 1913-14. | 1914-15. |
| BELGIUM—cont. | | | | | | | | | | |
| Exports of Indian Produce, &c. | | | | | | £ | £ | £ | £ | £ |
| Grain, Pulse, and Flour: | | | | | | | | | | |
| Barley - - - Cwt. | 4,500 | 828,909 | 2,598,064 | 525,749 | 25,607 | 1,265 | 214,684 | 788,533 | 145,262 | 6,440 |
| Gram - - - - - " | 0 | 346,458 | 138,870 | 8,911 | 1,055 | 0 | 93,450 | 36,864 | 2,504 | 362 |
| Pulse - - - - - " | 132,779 | 729,594 | 398,108 | 65,962 | 8,479 | 30,571 | 173,326 | 97,580 | 17,133 | 2,258 |
| Rice - - - - - " | 865,265 | 779,271 | 1,234,515 | 432,369 | 110,202 | 275,915 | 296,984 | 489,466 | 129,943 | 34,236 |
| Wheat - - - - - " | 1,186,749 | 3,714,349 | 3,680,299 | 2,785,457 | 555,020 | 405,921 | 1,201,267 | 1,280,708 | 1,010,266 | 196,746 |
| Hemp, Raw - - - " | 71,993 | 102,467 | 124,677 | 140,221 | 79,275 | 59,230 | 88,603 | 122,611 | 129,090 | 71,834 |
| Hides and Skins, raw, dressed and tanned - - " | 5,594 | 9,334 | 27,029 | 31,080 | 16,616 | 36,237 | 36,130 | 114,692 | 146,883 | 72,945 |
| Jute Manufactures - - " | | | | | | 89,654 | 86,481 | 81,152 | 115,001 | 41,421 |
| Raw - - - Tons | 3,944 | 5,298 | 4,774 | 4,617 | 800 | 64,333 | 100,669 | 101,510 | 105,261 | 16,559 |
| Manganese Ore - - - " | 137,680 | 148,357 | 171,066 | 187,821 | 66,043 | 163,025 | 167,479 | 184,287 | 212,308 | 72,396 |
| Manures (Bones) - - - " | 23,262 | 29,894 | 38,822 | 34,320 | 13,655 | 101,940 | 137,803 | 159,332 | 166,373 | 67,890 |
| Oils - - - - - Gals. | 103,337 | 37,448 | 50,513 | 83,826 | 56,485 | 12,507 | 4,892 | 6,811 | 13,092 | 4,381 |
| Seeds: | | | | | | | | | | |
| Castor - - - Cwt. | 294,683 | 288,305 | 204,184 | 296,448 | 113,382 | 149,898 | 141,074 | 104,114 | 153,397 | 55,819 |
| Copra, or Coconut Kernel - - - - - " | 11,360 | 25,485 | 13,904 | 100,914 | 45,013 | 13,250 | 29,718 | 15,889 | 138,135 | 59,753 |
| Groundnuts - - - - - " | 377,196 | 357,446 | 328,257 | 332,157 | 64,852 | 222,288 | 202,810 | 191,833 | 199,292 | 40,784 |
| Linseed - - - - - " | 1,473,436 | 2,399,807 | 1,876,413 | 769,182 | 488,359 | 1,166,956 | 2,029,294 | 1,802,591 | 423,647 | 278,107 |
| Mowra or Mowra - - - " | 71,464 | 146,512 | 61,109 | 88,792 | 15,002 | 39,567 | 73,330 | 33,347 | 48,596 | 6,684 |
| Poppy - - - - - " | 180,222 | 203,829 | 58,266 | 95,596 | 27,179 | 121,769 | 142,155 | 47,601 | 79,685 | 19,427 |
| Rape - - - - - " | 1,853,699 | 2,011,618 | 1,650,186 | 1,977,378 | 537,226 | 868,844 | 1,015,794 | 910,322 | 1,130,810 | 305,783 |
| Til or Jinjili - - - - - " | 456,056 | 420,736 | 351,702 | 675,586 | 110,000 | 306,576 | 300,563 | 279,599 | 557,532 | 92,170 |
| Other Sorts - - - - - " | 29,078 | 21,177 | 18,836 | 21,587 | 11,246 | 17,273 | 17,159 | 11,931 | 16,560 | 7,666 |
| Other Articles - - - - - " | | | | | | 97,695 | 175,111 | 148,207 | 123,795 | 84,411 |
| TOTAL | | | | | | 7,961,777 | 8,883,270 | 8,758,162 | 8,043,230 | 3,505,519 |
| BULGARIA. | | | | | | | | | | |
| Exports (Indian) thereto: Miscellaneous Articles - - - | | | | | | 42,977 | 67,896 | 30,951 | 25,746 | 23,511 |
| DENMARK. | | | | | | | | | | |
| Imports therefrom: Miscellaneous Articles - - - | | | | | | 9,556 | 13,292 | 19,682 | 24,509 | 13,145 |
| Exports (Foreign and Indian) thereto: Miscellaneous Articles - - - | | | | | | 23,724 | 20,769 | 47,236 | 98,584 | 66,042 |
| FRANCE. | | | | | | | | | | |
| Imports therefrom: | | | | | | | | | | |
| Almonds - - - Cwt. | 24,046 | 26,715 | 26,917 | 17,199 | 23,150 | 52,080 | 62,984 | 64,782 | 50,342 | 71,980 |
| Apparel: | | | | | | | | | | |
| Gold and Silver Thread - - - | | | | | | 249,951 | 225,540 | 244,896 | 262,897 | 177,736 |
| Other Sorts - - - - - " | | | | | | 29,734 | 32,643 | 30,976 | 36,434 | 17,628 |
| Clocks and Watches - - - - - | | | | | | 36,543 | 30,979 | 36,503 | 17,012 | 4,314 |
| Dyes (chiefly Saffron) - - - - | | | | | | 38,856 | 45,390 | 40,864 | 42,785 | 34,840 |
| Haberdashery and Millinery - - | | | | | | 59,184 | 66,100 | 55,698 | 56,979 | 25,203 |
| Liquors: | | | | | | | | | | |
| Spirits - - - - - Gals. | 296,848 | 272,024 | 310,452 | 315,745 | 284,875 | 180,397 | 175,312 | 195,692 | 206,805 | 179,316 |
| Wines - - - - - " | 118,694 | 122,196 | 136,035 | 128,528 | 100,626 | 54,380 | 62,381 | 73,450 | 72,550 | 41,909 |
| Metals - - - - - Tons | 5,015 | 4,304 | 2,992 | 4,570 | 3,879 | 124,562 | 119,268 | 55,630 | 205,542 | 148,129 |
| Silk Manufactures - - - - - " | | | | | | 252,634 | 161,689 | 184,875 | 163,978 | 76,384 |
| Woollen Manufactures - - - - - | | | | | | 57,541 | 73,256 | 95,202 | 165,619 | 91,055 |
| Other Articles - - - - - " | | | | | | 368,728 | 371,676 | 374,104 | 513,463 | 306,030 |
| TOTAL | | | | | | 1,504,590 | 1,427,218 | 1,452,674 | 1,794,406 | 1,174,524 |
| Exports of Foreign Mer- chandise: Miscellaneous Articles - - - | | | | | | 36,848 | 14,046 | 20,789 | 24,762 | 9,559 |
| Exports of Indian Produce, &c.: | | | | | | | | | | |
| Coffee - - - - - Cwt. | 128,200 | 79,751 | 110,133 | 97,543 | 132,181 | 389,488 | 282,888 | 411,622 | 382,832 | 504,391 |
| Coir - - - - - " | 52,528 | 56,311 | 61,384 | 54,819 | 21,233 | 37,075 | 39,020 | 44,906 | 39,939 | 15,797 |
| Cotton, Raw - - - - - " | 387,591 | 291,960 | 327,767 | 524,264 | 552,273 | 1,079,283 | 811,594 | 823,267 | 1,349,195 | 1,230,268 |
| Dyeing and Tanning Substances - - - - - " | 58,561 | 53,505 | 74,453 | 62,773 | 45,390 | 37,694 | 34,178 | 44,661 | 31,868 | 19,159 |
| Fruits and Vegetables - - - - - | | | | | | 18,499 | 26,873 | 18,763 | 44,488 | 15,743 |
| Grain, Pulse, and Flour: | | | | | | | | | | |
| Barley - - - - - Cwt. | 0 | 44,400 | 420,429 | 179,608 | 27,470 | 0 | 11,537 | 122,368 | 49,074 | 6,766 |
| Gram - - - - - " | 392,504 | 1,431,330 | 698,049 | 766,178 | 284,831 | 96,530 | 387,719 | 186,460 | 218,593 | 86,514 |
| Rice - - - - - " | 222,209 | 202,638 | 344,837 | 473,575 | 316,472 | 70,968 | 66,050 | 116,174 | 152,972 | 92,679 |
| Wheat - - - - - " | 2,805,059 | 1,455,373 | 2,707,214 | 3,249,662 | 1,006,411 | 938,011 | 492,024 | 1,011,839 | 1,169,338 | 390,885 |
| Other Sorts - - - - - " | 167,330 | 531,078 | 3,520 | 2,782 | 9,930 | 35,033 | 143,030 | 864 | 713 | 4,281 |
| Hemp, Raw - - - - - " | 38,254 | 47,648 | 30,914 | 60,242 | 27,636 | 29,052 | 39,735 | 31,793 | 61,006 | 27,459 |
| Hides and Skins, Raw - - - - - | 45,815 | 44,326 | 61,528 | 40,687 | 17,304 | 249,493 | 192,191 | 279,409 | 193,182 | 87,258 |
| Horn and Hornmeal - - - - - | 31,963 | 23,475 | 30,562 | 22,472 | 5,106 | 81,779 | 60,592 | 62,996 | 39,350 | 6,434 |
| Jute, Raw - - - - - Tons | 72,343 | 68,413 | 86,204 | 72,708 | 34,195 | 1,188,172 | 1,288,463 | 1,844,225 | 2,045,092 | 571,027 |
| Lac - - - - - Cwt. | 23,642 | 24,035 | 27,942 | 13,202 | 12,741 | 86,238 | 82,521 | 99,977 | 49,931 | 40,204 |
| Manganese Ore - - - - - Tons | 99,640 | 107,171 | 112,223 | 103,847 | 46,326 | 122,719 | 116,658 | 128,244 | 127,645 | 56,231 |
| Manures - - - - - " | 13,249 | 13,437 | 17,229 | 16,176 | 10,665 | 57,833 | 62,388 | 82,675 | 79,262 | 54,766 |
| Oils - - - - - Gals. | 29,754 | 56,054 | 30,543 | 62,358 | 25,149 | 20,067 | 35,315 | 36,959 | 46,552 | 24,321 |
| Seeds: | | | | | | | | | | |
| Castor - - - Cwt. | 251,242 | 332,418 | 323,151 | 419,775 | 231,686 | 130,832 | 164,986 | 161,003 | 207,194 | 108,457 |
| Copra or Coconut Kernel - - - - - " | 54,401 | 48,490 | 26,049 | 68,219 | 98,298 | 61,994 | 56,920 | 32,367 | 91,464 | 120,044 |
| Cotton - - - - - " | 64,998 | 60,423 | 375 | 45,901 | 63,361 | 16,331 | 16,104 | 1,000 | 10,218 | 14,322 |
| Groundnuts - - - - - " | 2,977,193 | 2,892,943 | 3,933,830 | 4,447,593 | 2,182,160 | 1,331,621 | 1,562,550 | 2,182,130 | 2,620,541 | 1,220,953 |
| Linseed - - - - - " | 1,254,191 | 1,616,634 | 1,403,823 | 2,309,189 | 794,312 | 946,765 | 1,352,197 | 1,022,324 | 1,266,698 | 450,776 |
| Mowra or Mowra - - - - - " | 44,437 | 63,571 | 3,062 | 8,492 | 18,003 | 31,518 | 1,496 | 1,496 | 4,686 | 7,950 |
| Mustard - - - - - " | 41,624 | 47,503 | 34,454 | 47,682 | 31,354 | 41,723 | 43,795 | 30,451 | 34,380 | 25,196 |
| Niger - - - - - " | 48,967 | 55,619 | 47,149 | 20,940 | 100 | 24,446 | 28,361 | 24,066 | 11,437 | 40 |

Trade with Principal Countries, distinguishing Principal Articles; Quantities and Values—continued.

| ARTICLES. | QUANTITIES. | | | | | VALUE. | | | | |
|---|-------------|-----------|-----------|-----------|-----------|------------|-----------|------------|------------|-----------|
| | 1910-11. | 1911-12. | 1912-13. | 1913-14. | 1914-15. | 1910-11. | 1911-12. | 1912-13. | 1913-14. | 1914-15. |
| FRANCE—cont. | | | | | | | | | | |
| Exports of Indian Produce, &c.—cont. | | | | | | £ | £ | £ | £ | £ |
| Seeds—cont. | | | | | | | | | | |
| Poppy - - - Cwt. | 597,000 | 388,047 | 355,925 | 213,574 | 83,508 | 415,966 | 278,973 | 279,080 | 174,069 | 56,383 |
| Rape - - - " " | 1,589,424 | 1,202,252 | 1,062,874 | 1,078,863 | 411,866 | 746,331 | 597,339 | 538,334 | 612,184 | 241,533 |
| Til or Jinjili - - - " " | 1,681,597 | 449,585 | 434,503 | 444,143 | 266,461 | 1,037,577 | 315,098 | 341,841 | 344,253 | 201,554 |
| Other - - - " " | 3,512 | 1,100 | 10,300 | 1,505 | 34 | 1,994 | 1,043 | 4,608 | 747 | 13 |
| Silk, Raw - - - Lb. | 1,354,387 | 1,302,898 | 1,269,533 | 712,110 | 187,209 | 269,554 | 256,158 | 249,770 | 139,009 | 20,888 |
| Spices - - - " " | 3,744,522 | 4,690,491 | 3,764,398 | 889,268 | 1,650,634 | 68,729 | 82,516 | 77,268 | 16,023 | 31,326 |
| Other Articles - - - " " | — | — | — | — | — | 96,857 | 161,708 | 149,808 | 190,393 | 147,430 |
| TOTAL | — | — | — | — | — | 10,102,739 | 9,162,078 | 10,502,714 | 11,788,403 | 5,886,578 |
| GERMANY. | | | | | | | | | | |
| Imports therefrom: | | | | | | | | | | |
| Apparel - - - - - | — | — | — | — | — | 85,307 | 132,047 | 103,094 | 104,027 | 24,109 |
| Building and Engineering Materials - - - - - | — | — | — | — | — | 34,029 | 17,937 | 58,737 | 100,867 | 19,067 |
| Chemicals - - - - - | — | — | — | — | — | 61,059 | 66,779 | 85,137 | 84,072 | 37,276 |
| Cotton, Raw - - - Cwt. | 117 | 22,156 | 25,109 | 5 | 0 | 45 | 56,129 | 62,307 | 12 | 2 |
| Manufactures (including Twist and Yarn) - - - - - | — | — | — | — | — | 368,452 | 454,118 | 674,273 | 644,504 | 148,701 |
| Cutlery - - - - - | — | — | — | — | — | 44,924 | 50,459 | 58,894 | 82,245 | 21,350 |
| Drugs and Medicines - - - - - | — | — | — | — | — | 28,357 | 38,488 | 38,801 | 60,803 | 36,673 |
| Dyeing and Tanning Substances - - - - - | — | — | — | — | — | 600,978 | 549,110 | 680,295 | 631,910 | 240,045 |
| Earthenware and Porcelain - - - - - | — | — | — | — | — | 36,918 | 34,414 | 38,319 | 50,193 | 15,358 |
| Furniture and Cabinet-ware - - - - - | — | — | — | — | — | 30,912 | 33,804 | 36,003 | 35,548 | 14,448 |
| Glass and Glassware - - - - - | — | — | — | — | — | 165,301 | 121,252 | 172,116 | 190,577 | 60,505 |
| Haberdashery and Millinery - - - - - | — | — | — | — | — | 140,311 | 177,533 | 145,599 | 185,030 | 61,361 |
| Hardware - - - - - | — | — | — | — | — | 362,381 | 377,581 | 437,223 | 482,294 | 172,418 |
| Instruments, Apparatus, &c. - - - - - | — | — | — | — | — | 85,342 | 89,353 | 106,627 | 103,134 | 34,043 |
| Ivory - - - - - | — | — | — | — | — | 23,140 | 24,063 | 47,871 | 40,083 | 20,633 |
| Leather - - - - - | — | — | — | — | — | 14,666 | 14,920 | 18,272 | 15,541 | 6,352 |
| Liquors - - - - - Gals. | 613,175 | 652,815 | 787,506 | 806,383 | 365,431 | 113,792 | 121,843 | 153,358 | 188,375 | 71,014 |
| Machinery and Millwork - - - - - | — | — | — | — | — | 214,896 | 215,219 | 197,569 | 287,840 | 78,713 |
| Metals: | | | | | | | | | | |
| Aluminium* - - - Cwt. | — | — | 19,123 | 12,131 | 6,030 | — | — | 93,506 | 68,510 | 34,034 |
| Copper, Braziers and Sheets - - - - - | 35,691 | 30,241 | 17,474 | 39,271 | 33,924 | 131,119 | 107,768 | 69,844 | 158,361 | 132,348 |
| Copper, Mixed or Yellow Metal - - - Tons | 152,313 | 131,144 | 169,900 | 202,440 | 106,235 | 468,700 | 394,925 | 558,307 | 673,579 | 343,841 |
| Iron and Steel - - - Tons | 126,902 | 128,498 | 120,305 | 191,103 | 77,344 | 993,983 | 925,978 | 994,448 | 1,541,088 | 635,096 |
| Other Sorts - - - - - | 1,405 | 1,855 | 1,362 | 11,271 | 643 | 101,800 | 143,670 | 89,941 | 134,017 | 45,083 |
| Oils (chiefly Mineral) - - - Gals. | 1,611,907 | 1,558,872 | 2,505,389 | 2,739,968 | 1,390,856 | 117,996 | 111,066 | 186,019 | 215,501 | 115,440 |
| Paints and Colours, &c. - - - - - | — | — | — | — | — | 40,328 | 38,195 | 36,389 | 35,413 | 15,290 |
| Paper and Pasteboard - - - - - | — | — | — | — | — | 130,009 | 137,119 | 164,427 | 182,870 | 78,468 |
| Provisions - - - - - | — | — | — | — | — | 30,166 | 33,125 | 40,971 | 50,926 | 19,851 |
| Railway Plant and Rolling Stock - - - - - | — | — | — | — | — | 23,247 | 65,477 | 100,042 | 201,254 | 173,080 |
| Rubber Manufactures - - - - - | — | — | — | — | — | 16,027 | 14,857 | 11,744 | 75,121 | 54,809 |
| Salt - - - - - Tons | 56,399 | 68,588 | 53,083 | 53,644 | 30,895 | 61,289 | 74,582 | 63,050 | 62,098 | 35,009 |
| Silk Manufactures - - - - - | — | — | — | — | — | 120,101 | 81,258 | 116,722 | 149,315 | 27,413 |
| Starch and Farina* - - - Cwt. | — | — | 57,077 | 52,469 | 20,889 | — | — | 44,892 | 34,011 | 13,212 |
| Sugar - - - - - | 2,044 | 8,097 | 77,009 | 14,071 | 2,235 | 4,474 | 7,143 | 50,758 | 12,217 | 3,535 |
| Toys and Requisites for Games - - - - - | — | — | — | — | — | 74,116 | 74,881 | 74,704 | 77,232 | 20,530 |
| Umbrella Fittings - - - - - | — | — | — | — | — | 50,138 | 40,425 | 47,438 | 61,051 | 30,583 |
| Woolen Manufactures - - - - - | — | — | — | — | — | 569,222 | 747,260 | 632,785 | 710,394 | 179,001 |
| Other Articles - - - - - | — | — | — | — | — | 312,899 | 386,210 | 396,012 | 423,548 | 162,146 |
| TOTAL | — | — | — | — | — | 5,596,424 | 5,968,844 | 6,868,933 | 8,443,892 | 3,090,650 |
| Exports of Foreign Merchandise: | | | | | | | | | | |
| Miscellaneous Articles - - - - - | — | — | — | — | — | 32,416 | 47,537 | 46,616 | 42,228 | 12,891 |
| Exports of Indian Produce: | | | | | | | | | | |
| Barley - - - - - Cwt. | 19,000 | 1,180,383 | 3,224,102 | 22,957 | 0 | 5,244 | 326,353 | 980,134 | 6,816 | 0 |
| Bristles and Fibre for Brushes and Brooms - - - - - | 37,063 | 35,338 | 32,860 | 32,212 | 17,052 | 52,201 | 55,208 | 53,348 | 54,212 | 31,063 |
| Coir, and Manufactures of - - - - - | 212,088 | 218,688 | 205,371 | 213,749 | 68,997 | 153,026 | 149,146 | 140,493 | 159,441 | 52,877 |
| Cotton, Raw - - - - - | 1,391,357 | 890,516 | 950,189 | 1,688,070 | 1,239,472 | 3,543,731 | 2,223,564 | 2,206,579 | 4,001,026 | 2,968,224 |
| Dyeing and Tanning Substances (chiefly Myrobalans) - - - Cwt. | 322,546 | 250,620 | 249,502 | 301,073 | 129,985 | 100,407 | 85,237 | 96,862 | 107,112 | 40,633 |
| Fodder, Bran, and Pollards - - - - - | — | — | — | — | — | 90,076 | 242,710 | 195,666 | 165,923 | 49,910 |
| Gram - - - - - Cwt. | 4 | 2,097,670 | 1,008,075 | 146,362 | 21,096 | 1 | 564,244 | 270,253 | 40,965 | 6,541 |
| Hemp, Raw - - - - - | 52,011 | 51,025 | 62,110 | 68,341 | 42,118 | 45,640 | 50,100 | 68,326 | 60,408 | 49,495 |
| Hides and Skins, Raw - - - Tons | 354,376 | 353,178 | 402,726 | 401,293 | 154,329 | 1,510,810 | 1,557,363 | 1,863,901 | 2,121,465 | 872,437 |
| Jute, Raw - - - - - Tons | 149,066 | 170,688 | 180,149 | 158,380 | 30,031 | 2,408,290 | 3,390,571 | 3,820,361 | 4,499,111 | 880,918 |
| " Gunny Bags - - - - - No. | 6,518,500 | 4,790,340 | 6,334,150 | 5,363,772 | 2,260,870 | 89,975 | 74,435 | 117,934 | 114,240 | 47,713 |
| " Cloth - - - - - Yds. | 5,221,000 | 9,097,900 | 2,775,400 | 7,235,340 | 2,448,000 | 31,718 | 65,553 | 28,548 | 87,106 | 25,498 |
| Lac - - - - - Cwt. | 85,280 | 102,313 | 73,213 | 52,764 | 27,633 | 237,532 | 290,459 | 223,638 | 182,811 | 81,131 |
| Manures - - - - - Tons | 10,902 | 11,003 | 14,034 | 11,862 | 3,695 | 49,910 | 55,017 | 70,733 | 63,854 | 21,406 |
| Metals and Ores - - - - - | 88 | 7,898 | 8,176 | 23,783 | 14,459 | 6,885 | 49,412 | 36,275 | 144,477 | 39,045 |
| Mica - - - - - Cwt. | 7,406 | 8,110 | 12,115 | 8,486 | 4,087 | 25,362 | 30,457 | 50,636 | 33,806 | 18,896 |
| Oils - - - - - Gals. | 761,787 | 692,904 | 1,149,508 | 1,361,042 | 202,887 | 98,267 | 86,312 | 46,290 | 69,331 | 22,512 |
| Oilcake - - - - - Cwt. | 293,420 | 543,914 | 501,563 | 379,185 | 168,068 | 77,539 | 140,394 | 120,391 | 100,009 | 42,467 |
| Pulse - - - - - | 68,298 | 1,526,112 | 498,879 | 136,056 | 11,912 | 17,278 | 340,929 | 127,699 | 38,226 | 3,445 |
| Rice - - - - - | 6,569,498 | 6,619,072 | 8,225,004 | 6,317,901 | 2,300,411 | 1,358,884 | 2,230,691 | 3,123,230 | 2,096,654 | 752,960 |
| Seeds: | | | | | | | | | | |
| Castor - - - - - | 150,202 | 73,693 | 110,443 | 195,228 | 14,636 | 76,447 | 35,942 | 55,792 | 98,618 | 6,755 |
| Copra or Coconut Kernel - - - | 348,556 | 473,292 | 548,331 | 479,797 | 194,243 | 409,359 | 563,168 | 687,142 | 657,628 | 260,902 |
| Groundnuts - - - - - | 137,992 | 196,781 | 90,063 | 188,724 | 75,800 | 77,367 | 114,432 | 51,817 | 115,321 | 47,901 |
| Linseed - - - - - | 546,124 | 803,199 | 663,410 | 966,526 | 201,066 | 421,142 | 665,346 | 593,642 | 537,090 | 119,954 |
| Mowra or Mowra - - - - - | 261,196 | 559,982 | 187,054 | 567,670 | 3,489 | 126,790 | 274,668 | 100,020 | 369,791 | 1,620 |
| Poppy - - - - - | 71,294 | 91,170 | 47,949 | 66,166 | 19,223 | 48,531 | 65,044 | 39,379 | 53,454 | 13,596 |
| Rape - - - - - | 1,859,851 | 811,919 | 1,094,247 | 1,163,973 | 162,148 | 919,891 | 463,772 | 569,597 | 650,734 | 90,020 |

* Separately recorded from April 1912.

Trade with Principal Countries, distinguishing Principal Articles; Quantities and Values—continued.

| ARTICLES. | QUANTITIES. | | | | | VALUE. | | | | |
|---|-------------|------------|------------|------------|------------|------------|------------|------------|------------|-----------|
| | 1910-11. | 1911-12. | 1912-13. | 1913-14. | 1914-15. | 1910-11. | 1911-12. | 1912-13. | 1913-14. | 1914-15. |
| GERMANY—cont. | | | | | | | | | | |
| Exports of Indian Produce— cont. | | | | | | £ | £ | £ | £ | £ |
| Seeds—cont. | | | | | | | | | | |
| Til or Jinjili - Cwt. | 190,002 | 212,210 | 171,819 | 330,208 | 37,399 | 125,458 | 153,461 | 131,944 | 270,887 | 30,186 |
| Other Sorts - Cwt. | 127,396 | 75,950 | 60,692 | 94,624 | 31,543 | 44,907 | 36,836 | 29,768 | 45,866 | 15,606 |
| Spices - Lb. | 2,020,062 | 3,093,427 | 2,198,654 | 3,897,375 | 1,434,305 | 37,941 | 64,442 | 45,495 | 78,377 | 25,449 |
| Wheat - Cwt. | 116,700 | 379,505 | 457,726 | 501,509 | 46,786 | 40,400 | 124,221 | 159,211 | 187,042 | 16,909 |
| Wood and Timber | — | — | — | — | — | 80,008 | 101,056 | 136,884 | 142,017 | 146,086 |
| Other Articles | — | — | — | — | — | 218,468 | 347,368 | 306,825 | 326,937 | 98,526 |
| TOTAL | — | — | — | — | — | 13,133,394 | 15,058,119 | 16,575,543 | 17,570,514 | 6,784,961 |
| GIBRALTAR. | | | | | | | | | | |
| Imports therefrom: | | | | | | | | | | |
| Miscellaneous Articles | — | — | — | — | — | 6,338 | 8,045 | 28,282 | 4,483 | 8,248 |
| Exports (Foreign and Indian) thereto: | | | | | | | | | | |
| Miscellaneous Articles | — | — | — | — | — | 11,980 | 11,770 | 11,954 | 12,669 | 13,732 |
| GREECE. | | | | | | | | | | |
| Imports therefrom: | | | | | | | | | | |
| Miscellaneous Articles | — | — | — | — | — | 3,094 | 6,483 | 8,408 | 7,668 | 6,568 |
| Exports (Foreign and Indian) thereto: | | | | | | | | | | |
| Miscellaneous Articles | — | — | — | — | — | 35,444 | 38,803 | 44,428 | 63,292 | 84,854 |
| HOLLAND. | | | | | | | | | | |
| Imports therefrom: | | | | | | | | | | |
| Coal - Tons | 0 | 22,738 | 41,856 | 49,686 | 19,191 | 0 | 25,481 | 46,852 | 63,880 | 24,269 |
| Cotton Manufactures: | | | | | | | | | | |
| Blankets* - Lb. | — | — | 3,179,116 | 3,390,877 | 2,278,410 | — | — | 111,446 | 119,080 | 86,530 |
| Piece Goods, White - Yds. | 6,402,904 | 7,452,193 | 9,269,368 | 8,178,159 | 7,201,492 | 113,490 | 126,239 | 151,183 | 143,180 | 123,618 |
| Coloured " " | 14,095,398 | 14,282,884 | 16,809,474 | 16,187,398 | 13,076,698 | 279,131 | 283,953 | 389,792 | 340,720 | 274,948 |
| Other sorts | — | — | — | — | — | 125,275 | 117,551 | 14,342 | 16,916 | 9,818 |
| Cotton, Twist and Yarn - Lb. | 829,047 | 1,337,663 | 2,054,123 | 1,561,475 | 1,983,779 | 47,942 | 75,150 | 108,883 | 87,020 | 107,241 |
| Provisions | — | — | — | — | — | 41,107 | 47,587 | 68,404 | 93,461 | 101,323 |
| Other Articles | — | — | — | — | — | 104,488 | 127,987 | 130,682 | 171,168 | 127,099 |
| TOTAL | — | — | — | — | — | 711,433 | 803,948 | 971,574 | 1,035,425 | 854,846 |
| Exports (Foreign and Indian) thereto: | | | | | | | | | | |
| Coir Manufactures - Cwt. | 59,690 | 66,440 | 67,738 | 83,482 | 31,800 | 43,028 | 48,635 | 49,080 | 62,003 | 22,464 |
| Cotton, Raw - " " | 19,663 | 8,399 | 21,670 | 28,992 | 17,915 | 54,098 | 23,494 | 52,832 | 72,617 | 37,315 |
| Grain, Pulse, and Flour: | | | | | | | | | | |
| Pulse - " " | 4,001 | 86,006 | 605,421 | 103,467 | 1,980 | 955 | 22,028 | 147,039 | 25,169 | 409 |
| Rice - " " | 4,521,015 | 4,569,344 | 4,125,631 | 6,674,632 | 1,320,328 | 1,262,998 | 1,377,426 | 1,446,422 | 2,026,221 | 408,880 |
| Other Sorts - " " | 0 | 262,139 | 298,762 | 21,460 | 0 | 0 | 69,798 | 74,760 | 7,091 | 0 |
| Hides and Skins, Raw - " " | 32,027 | 33,210 | 64,472 | 65,406 | 19,140 | 151,440 | 157,632 | 308,377 | 355,474 | 109,942 |
| Jute, Gunny Bags - No. | 981,000 | 1,339,700 | 767,400 | 2,051,380 | 915,200 | 15,338 | 21,153 | 15,577 | 42,858 | 18,920 |
| Lac - Cwt. | 14,906 | 15,221 | 14,916 | 4,293 | 6,854 | 51,275 | 39,889 | 36,482 | 13,609 | 15,120 |
| Seeds: | | | | | | | | | | |
| Linseed - " " | 208,021 | 263,218 | 225,558 | 191,511 | 22,986 | 156,543 | 222,107 | 163,971 | 105,574 | 12,812 |
| Rape - " " | 99,775 | 87,080 | 30,998 | 76,487 | 0 | 44,424 | 40,743 | 16,846 | 39,253 | 0 |
| Other Sorts - " " | 10,591 | 64,334 | 52,223 | 24,748 | 55,658 | 8,329 | 49,351 | 25,145 | 27,943 | 74,847 |
| Other Articles | — | — | — | — | — | 117,336 | 141,650 | 133,948 | 166,224 | 101,708 |
| TOTAL | — | — | — | — | — | 1,905,764 | 2,213,906 | 2,490,479 | 2,944,086 | 801,917 |
| ITALY. | | | | | | | | | | |
| Imports therefrom: | | | | | | | | | | |
| Apparel | — | — | — | — | — | 42,046 | 49,116 | 42,640 | 77,523 | 53,401 |
| Cotton Manufactures (in- cluding Twist and Yarn) | — | — | — | — | — | 253,353 | 247,692 | 383,785 | 660,980 | 333,020 |
| Fruits and Vegetables | — | — | — | — | — | 48,800 | 44,237 | 79,278 | 83,380 | 132,337 |
| Glass and Glassware | — | — | — | — | — | 25,934 | 32,622 | 26,705 | 32,629 | 32,320 |
| Silk Manufactures: | | | | | | | | | | |
| Yarn, Noils and Warps - Lb. | 376,038 | 418,774 | 458,173 | 380,994 | 205,321 | 104,541 | 122,259 | 85,637 | 65,376 | 26,149 |
| Other sorts - " " | — | — | — | — | — | 48,607 | 19,148 | 33,038 | 62,492 | 45,218 |
| Sulphur - Cwt. | 90,632 | 84,931 | 80,118 | 89,178 | 83,180 | 29,171 | 28,307 | 26,460 | 30,301 | 31,695 |
| Other Articles | — | — | — | — | — | 304,057 | 295,086 | 370,410 | 450,929 | 361,034 |
| TOTAL | — | — | — | — | — | 856,509 | 898,517 | 1,047,982 | 1,463,610 | 1,015,172 |
| Exports of Foreign Mer- chandise: | | | | | | | | | | |
| Miscellaneous Articles (chiefly Metals). | — | — | — | — | — | 54,667 | 38,006 | 28,171 | 38,426 | 8,021 |
| Exports of Indian Produce, &c.: | | | | | | | | | | |
| Cotton, Raw - Cwt. | 1,100,352 | 690,271 | 593,698 | 848,576 | 1,354,902 | 2,981,824 | 1,870,207 | 1,464,508 | 2,121,177 | 2,466,465 |
| Hemp, Raw - " " | 50,716 | 71,328 | 58,793 | 103,383 | 50,337 | 40,049 | 67,047 | 58,157 | 97,789 | 42,933 |
| Hides and Skins, Raw - " " | 123,749 | 106,734 | 133,672 | 108,948 | 72,319 | 623,895 | 510,734 | 676,090 | 564,280 | 384,789 |
| Jute, Raw - " " | 41,474 | 32,032 | 42,254 | 37,770 | 41,506 | 662,269 | 603,609 | 921,216 | 1,138,327 | 746,309 |
| Lac - Cwt. | 3,554 | 4,426 | 2,382 | 2,244 | 4,800 | 12,368 | 15,416 | 8,177 | 8,404 | 14,595 |
| Pepper - Lb. | 2,784,040 | 1,957,242 | 2,075,920 | 2,896,660 | 2,876,020 | 46,301 | 39,920 | 44,034 | 60,730 | 53,246 |
| Rice - Cwt. | 116 | 2,205 | 2,245 | 18,002 | 18,837 | 44 | 943 | 995 | 6,110 | 5,634 |

* Separately recorded from April 1912.

Trade with Principal Countries, distinguishing Principal Articles: Quantities and Values—continued.

| ARTICLES. | QUANTITIES. | | | | | VALUE. | | | | |
|--|-------------|------------|------------|------------|------------|-----------|-----------|-----------|-----------|-----------|
| | 1910-11. | 1911-12. | 1912-13. | 1913-14. | 1914-15. | 1910-11. | 1911-12. | 1912-13. | 1913-14. | 1914-15. |
| ITALY—cont. | | | | | | | | | | |
| Exports of Indian Produce &c. —cont. | | | | | | £ | £ | £ | £ | £ |
| Seeds: | | | | | | | | | | |
| Castor - - - Cwt. | 250,991 | 261,470 | 129,221 | 235,767 | 224,066 | 127,236 | 126,292 | 65,303 | 114,031 | 109,384 |
| Linseed - - - " | 425,597 | 601,201 | 512,156 | 613,139 | 622,744 | 329,828 | 493,276 | 388,055 | 334,710 | 326,189 |
| Rape - - - " | 155,764 | 117,595 | 58,263 | 274,537 | 295,155 | 73,722 | 58,457 | 31,620 | 163,074 | 170,546 |
| Til or Jinjili - - " | 434,330 | 280,640 | 108,549 | 285,868 | 191,746 | 291,080 | 169,185 | 81,774 | 222,740 | 182,234 |
| Other - - - " | 28,246 | 49,833 | 40,666 | 26,463 | 140,784 | 15,627 | 27,674 | 20,066 | 32,000 | 37,120 |
| Wheat - - - " | 74,510 | 325,016 | 2,041,630 | 775,232 | — | 23,017 | 109,208 | 737,390 | 287,817 | 0 |
| Other Articles - - - | — | — | — | — | — | 76,642 | 74,938 | 103,659 | 81,634 | 64,861 |
| TOTAL | — | — | — | — | — | 5,906,902 | 4,186,906 | 4,000,796 | 5,223,411 | 4,570,495 |
| MALTA AND GOZO. | | | | | | | | | | |
| Imports therefrom: | | | | | | | | | | |
| Miscellaneous Articles - - | — | — | — | — | — | 3,849 | 2,066 | 2,132 | 1,169 | 2,385 |
| Exports (Foreign and Indian) thereto: | | | | | | | | | | |
| Miscellaneous Articles - - | — | — | — | — | — | 7,572 | 9,972 | 6,636 | 6,219 | 106,080 |
| NORWAY. | | | | | | | | | | |
| Imports therefrom: | | | | | | | | | | |
| Matches* - Gross of boxes | — | — | 1,418,690 | 865,081 | 640,450 | 60,506 | 61,007 | 70,311 | 40,937 | 41,358 |
| Nails, Rivets, &c. - Tons | 1,270 | 1,294 | 1,562 | 1,226 | 1,950 | 15,780 | 16,246 | 20,746 | 16,045 | 20,085 |
| Paper and Pasteboard - - | — | — | — | — | — | 17,897 | 24,186 | 34,893 | 53,919 | 60,782 |
| Timber - - - Cub. Tons | 1,931 | 2,859 | 1,689 | 2,473 | 1,898 | 11,069 | 15,934 | 9,093 | 14,840 | 11,754 |
| Other Articles - - - | — | — | — | — | — | 15,958 | 19,098 | 20,509 | 22,300 | 34,923 |
| TOTAL | — | — | — | — | — | 121,210 | 137,071 | 161,553 | 154,730 | 175,102 |
| Exports (Indian) thereto: | | | | | | | | | | |
| Miscellaneous Articles - - | — | — | — | — | — | 15,883 | 19,333 | 55,481 | 33,377 | 70,550 |
| PORTUGAL. | | | | | | | | | | |
| Imports therefrom: | | | | | | | | | | |
| Miscellaneous Articles - - | — | — | — | — | — | 29,756 | 28,057 | 39,619 | 70,036 | 16,818 |
| Exports (Indian) thereto: | | | | | | | | | | |
| Miscellaneous Articles - - | — | — | — | — | — | 24,423 | 26,973 | 27,110 | 33,773 | 73,670 |
| ROUMANIA. | | | | | | | | | | |
| Imports therefrom: | | | | | | | | | | |
| Kerosene - - - Gals. | — | — | 4,107,489 | — | — | 0 | 0 | 87,550 | 0 | 0 |
| Other Articles - - - | — | — | — | — | — | 81 | 11 | 9 | 1,504 | 67 |
| TOTAL | — | — | — | — | — | 81 | 11 | 87,559 | 1,504 | 67 |
| Exports (Indian) thereto: | | | | | | | | | | |
| Rice - - - Cwt. | 425,953 | 284,980 | 407,376 | 641,587 | 107,211 | 105,215 | 85,804 | 141,546 | 204,652 | 32,757 |
| Jute Manufactures - - - | — | — | — | — | — | 32,602 | 33,517 | 41,131 | 42,354 | 63,925 |
| Other Articles - - - | — | — | — | — | — | 4,451 | 12,900 | 9,962 | 11,902 | 5,567 |
| TOTAL | — | — | — | — | — | 142,268 | 132,221 | 192,639 | 258,908 | 121,349 |
| RUSSIA. | | | | | | | | | | |
| Imports therefrom: | | | | | | | | | | |
| Mineral Oils - - - Gals. | 5,841,988 | 2,922,582 | 12,469,405 | 1,079,209 | 582,661 | 159,518 | 50,405 | 320,341 | 25,464 | 19,208 |
| Other Articles - - - | — | — | — | — | — | 15,805 | 17,102 | 24,210 | 13,241 | 6,200 |
| TOTAL | — | — | — | — | — | 175,323 | 76,507 | 344,551 | 38,705 | 24,408 |
| Exports of Foreign Merchandise: | | | | | | | | | | |
| Miscellaneous Articles - - | — | — | — | — | — | 42,726 | 8,658 | 24,485 | 13,588 | 6,204 |
| Exports of Indian Produce, &c.: | | | | | | | | | | |
| Coconut Kernel or Copra - - - Cwt. | 24,856 | 31,485 | 43,184 | 73,047 | 59,176 | 29,323 | 36,378 | 54,886 | 99,056 | 79,260 |
| Cotton, Raw - - - " | 7,559 | 0 | 3,544 | 27,327 | 54,661 | 17,355 | 0 | 9,240 | 72,474 | 140,443 |
| Dyeing and Tanning Substances - - - Tons | 38,687 | 29,704 | 14,984 | 30,874 | 6,639 | 31,727 | 26,247 | 13,773 | 19,930 | 3,720 |
| Jute, Raw - - - Tons | 8,384 | 6,971 | 8,776 | 9,066 | — | 137,240 | 136,023 | 196,378 | 206,500 | 87,967 |
| Manufactures - - - | — | — | — | — | — | 3,931 | 12,688 | 7,370 | 741 | 153,282 |
| Rice - - - Cwt. | 0 | 202,891 | 100,713 | 134,550 | 85,243 | 0 | 58,740 | 26,205 | 39,495 | 26,020 |
| Tea - - - Lb. | 31,121,482 | 26,414,310 | 33,126,071 | 33,398,209 | 19,636,087 | 994,019 | 873,670 | 991,489 | 1,110,270 | 696,938 |
| Other Articles - - - | — | — | — | — | — | 23,465 | 14,365 | 18,245 | 29,764 | 82,213 |
| TOTAL | — | — | — | — | — | 1,237,060 | 1,158,206 | 1,328,586 | 1,630,149 | 1,220,740 |
| SPAIN. | | | | | | | | | | |
| Imports therefrom: | | | | | | | | | | |
| Salt - - - Tons | 63,497 | 77,941 | 73,924 | 90,922 | 37,226 | 63,001 | 73,991 | 60,275 | 83,925 | 29,719 |
| Other Articles - - - | — | — | — | — | — | 31,343 | 36,381 | 42,148 | 42,331 | 26,467 |
| TOTAL | — | — | — | — | — | 94,344 | 110,372 | 102,423 | 126,256 | 56,186 |
| Exports of Indian Produce, &c.: | | | | | | | | | | |
| Cotton, Raw - - - Cwt. | 317,500 | 127,815 | 86,950 | 166,933 | 224,964 | 898,864 | 376,224 | 233,734 | 448,592 | 506,264 |
| Hides and Skins, Raw - - Tons | 55,138 | 61,119 | 66,335 | 49,375 | 47,045 | 291,635 | 315,560 | 347,504 | 206,496 | 253,615 |
| Jute, Raw - - - Tons | 16,606 | 23,206 | 25,706 | 21,181 | 25,133 | 270,425 | 427,571 | 566,135 | 564,461 | 387,157 |
| Other Articles - - - | — | — | — | — | — | 103,167 | 71,961 | 69,953 | 156,051 | 69,605 |
| TOTAL | — | — | — | — | — | 1,564,111 | 1,191,316 | 1,217,326 | 1,495,420 | 1,216,661 |

* Quantity stated from April 1912.

Trade with Principal Countries, distinguishing Principal Articles; Quantities and Values—continued.

| ARTICLES. | QUANTITIES. | | | | | VALUE. | | | | |
|---|-------------|-----------|-----------|-----------|-----------|----------|----------|----------|----------|----------|
| | 1910-11. | 1911-12. | 1912-13. | 1913-14. | 1914-15. | 1910-11. | 1911-12. | 1912-13. | 1913-14. | 1914-15. |
| SWEDEN. | | | | | | | | | | |
| Imports therefrom: | | | | | | £ | £ | £ | £ | £ |
| Iron and Steel - Tons | 4,573 | 6,393 | 5,562 | 4,496 | 2,800 | 61,279 | 83,015 | 76,807 | 60,277 | 40,828 |
| Matches* - Gross of boxes | — | — | 4,225,527 | 3,635,334 | 2,877,310 | 185,076 | 183,477 | 208,537 | 182,250 | 179,470 |
| Paper and Pasteboard | — | — | — | — | — | 19,080 | 33,354 | 31,756 | 33,919 | 39,065 |
| Paper-making Materials - Cwt. | 5,188 | 115,300 | 160,518 | 44,668 | 95,207 | 2,037 | 52,282 | 65,178 | 20,636 | 46,963 |
| Other Articles - | — | — | — | — | — | 32,528 | 29,237 | 34,317 | 46,649 | 34,405 |
| TOTAL | — | — | — | — | — | 300,000 | 381,365 | 416,595 | 343,731 | 340,740 |
| Exports (Foreign and Indian) thereto: | | | | | | | | | | |
| Cotton, Raw - Cwt. | 36,851 | 6,490 | 3,274 | 8,183 | 29,095 | 108,517 | 20,623 | 9,602 | 20,822 | 56,153 |
| Hides and Skins, Raw - | 0 | 50 | 0 | 0 | 19,526 | 0 | 140 | 0 | 0 | 94,619 |
| Rice - | 341,086 | 76,698 | 842,485 | 501,966 | 245,086 | 83,817 | 21,475 | 113,287 | 150,742 | 70,914 |
| Wheat - | 171,800 | 252,530 | 203,935 | 217,378 | 100,076 | 57,267 | 80,526 | 68,682 | 82,190 | 33,359 |
| Other Articles - | — | — | — | — | — | 26,343 | 53,444 | 20,459 | 27,977 | 45,319 |
| TOTAL | — | — | — | — | — | 275,944 | 176,208 | 212,030 | 281,731 | 300,364 |
| SWITZERLAND. | | | | | | | | | | |
| Imports therefrom: | | | | | | | | | | |
| Clocks and Watches | — | — | — | — | — | 34,370 | 55,998 | 54,982 | 69,322 | 41,168 |
| Cotton Twist and Yarn Lb. | 802,131 | 1,228,007 | 1,245,512 | 1,274,947 | 824,153 | 49,155 | 73,638 | 73,515 | 80,613 | 51,331 |
| Manufactures | — | — | — | — | — | 161,465 | 144,192 | 156,940 | 169,874 | 92,978 |
| Dyes: Aniline - Lb. | 1,019,245 | 760,721 | 716,871 | 822,507 | 448,852 | 44,628 | 33,137 | 31,170 | 35,763 | 19,631 |
| Other Articles | — | — | — | — | — | 60,667 | 62,133 | 93,788 | 102,235 | 57,110 |
| TOTAL | — | — | — | — | — | 350,285 | 369,098 | 410,395 | 457,857 | 262,318 |
| Exports (Foreign and Indian) thereto: | | | | | | | | | | |
| Cotton, Raw - Cwt. | 700 | 0 | 0 | 0 | 21,508 | 2,000 | 0 | 0 | 0 | 23,365 |
| Other Articles - | — | — | — | — | — | 146 | 843 | 75 | 35 | 6,881 |
| TOTAL | — | — | — | — | — | 2,146 | 843 | 75 | 35 | 35,246 |
| TURKEY IN EUROPE. | | | | | | | | | | |
| Imports therefrom: | | | | | | | | | | |
| Miscellaneous Articles - | — | — | — | — | — | 3,205 | 3,974 | 5,191 | 5,782 | 58 |
| Exports (Foreign and Indian) thereto: | | | | | | | | | | |
| Cotton, Twist and Yarn Lb. | 105,600 | 285,200 | 517,600 | 234,000 | 194,800 | 3,004 | 8,169 | 15,282 | 6,873 | 5,620 |
| Hides, Raw - Cwt. | 10,816 | 11,333 | 8,521 | 2,925 | 736 | 36,200 | 41,752 | 27,487 | 7,406 | 2,430 |
| Jute Manufactures - | — | — | — | — | — | 56,020 | 82,440 | 37,912 | 35,657 | 16,425 |
| Other Articles - | — | — | — | — | — | 26,084 | 30,622 | 17,860 | 22,419 | 3,670 |
| TOTAL | — | — | — | — | — | 121,308 | 162,988 | 98,541 | 72,355 | 28,145 |
| CAPE COLONY. | | | | | | | | | | |
| Imports therefrom: | | | | | | | | | | |
| Miscellaneous Articles - | — | — | — | — | — | 4,084 | 2,020 | 5,208 | 222 | 975 |
| Exports (Foreign and Indian) thereto: | | | | | | | | | | |
| Jute, Gunny Bags - No. | 4,771,550 | 4,435,691 | 4,685,900 | 3,987,625 | 4,461,780 | 104,123 | 110,071 | 143,909 | 129,852 | 136,451 |
| Rice - Cwt. | 71,633 | 114,437 | 130,239 | 91,668 | 80,025 | 28,467 | 43,481 | 53,542 | 41,151 | 36,505 |
| Teak Wood - Cub. Tons | 2,123 | 1,723 | 2,331 | 2,217 | 3,825 | 24,498 | 20,063 | 31,556 | 26,469 | 48,344 |
| Other Articles - | — | — | — | — | — | 38,213 | 43,939 | 34,367 | 48,467 | 35,332 |
| TOTAL | — | — | — | — | — | 195,301 | 217,554 | 268,374 | 245,939 | 256,632 |
| EAST AFRICAN PROTECTORATE. | | | | | | | | | | |
| Imports therefrom: | | | | | | | | | | |
| Ivory, Unmanufactured Lb. | 32,694 | 28,020 | 28,098 | 15,425 | 10,013 | 16,948 | 14,379 | 14,117 | 6,828 | 3,494 |
| Other Articles - | — | — | — | — | — | 30,907 | 18,057 | 36,939 | 16,576 | 10,145 |
| TOTAL | — | — | — | — | — | 47,855 | 32,436 | 51,056 | 23,404 | 13,639 |
| Exports of Foreign Merchandise: | | | | | | | | | | |
| Cotton Manufactures, including Twist and Yarn | — | — | — | — | — | 25,996 | 30,672 | 34,772 | 46,054 | 22,861 |
| Other Articles - | — | — | — | — | — | 28,708 | 47,114 | 59,358 | 63,356 | 66,282 |
| TOTAL | — | — | — | — | — | 54,704 | 77,786 | 94,130 | 109,410 | 89,123 |
| Exports of Indian Produce, &c.: | | | | | | | | | | |
| Cotton Manufactures, including Twist and Yarn | — | — | — | — | — | 50,409 | 50,326 | 71,020 | 65,538 | 43,794 |
| Grain, Pulse and Flour: | | | | | | | | | | |
| Rice - Cwt. | 137,177 | 176,281 | 148,963 | 145,958 | 162,613 | 61,253 | 75,890 | 68,041 | 63,190 | 71,311 |
| Other Sorts (chiefly Wheat Flour) - | 53,818 | 59,487 | 75,666 | 102,525 | 98,192 | 28,221 | 29,482 | 37,283 | 51,142 | 54,666 |
| Other Articles - | — | — | — | — | — | 46,462 | 61,413 | 90,613 | 92,361 | 65,210 |
| TOTAL | — | — | — | — | — | 186,345 | 217,111 | 266,957 | 272,231 | 294,981 |

* Quantity stated from April 1912.

Trade with Principal Countries, distinguishing Principal Articles; Quantities and Values—continued.

| ARTICLES. | QUANTITIES. | | | | | VALUE. | | | | |
|--|-------------|-----------|------------|------------|-----------|------------------|------------------|------------------|------------------|------------------|
| | 1910-11. | 1911-12. | 1912-13. | 1913-14. | 1914-15. | 1910-11. | 1911-12. | 1912-13. | 1913-14. | 1914-15. |
| EGYPT. | | | | | | | | | | |
| Imports therefrom: | | | | | | £ | £ | £ | £ | £ |
| Cotton, Raw - - - Cwt. | 7,093 | 5,808 | 8,621 | 6,613 | 4,128 | 20,875 | 26,883 | 34,890 | 29,033 | 17,136 |
| Salt - - - - - Tons | 52,556 | 48,369 | 83,314 | 83,996 | 74,634 | 47,912 | 55,933 | 66,896 | 75,688 | 102,554 |
| Sugar - - - - - Cwt. | 69 | 629 | 89 | 1,533 | 49,907 | 76 | 633 | 113 | 1,563 | 49,370 |
| Tobacco, Cigarettes - Lb. | 59,373 | 71,130 | 71,972 | 65,853 | 62,377 | 28,109 | 32,678 | 35,508 | 32,220 | 30,353 |
| Other Articles - - - | | | | | | 61,878 | 40,074 | 52,103 | 60,910 | 47,812 |
| TOTAL - - - - - | | | | | | 165,850 | 162,200 | 200,010 | 200,463 | 247,225 |
| Exports of Foreign Merchandise: | | | | | | | | | | |
| Miscellaneous Articles - - | | | | | | 28,295 | 27,066 | 27,788 | 52,009 | 8,650 |
| Exports of Indian Produce, &c.: | | | | | | | | | | |
| Cotton Manufactures - - - | | | | | | 35,701 | 31,906 | 24,436 | 33,778 | 14,917 |
| Twist and Yarn Lb. | 2,969,776 | 1,769,450 | 2,108,000 | 1,653,900 | 1,525,560 | 93,485 | 58,108 | 65,881 | 51,792 | 47,358 |
| Grain, Pulse, and Flour: | | | | | | | | | | |
| Jawar and Bajra - - - Cwt. | 279 | 5,128 | 118,530 | 253,527 | 360,270 | 86 | 1,445 | 37,925 | 91,816 | 130,758 |
| Rice - - - - - " | 1,445,408 | 595,379 | 717,322 | 1,077,684 | 846,208 | 446,061 | 213,025 | 269,937 | 371,007 | 297,741 |
| Wheat - - - - - " | 4,792 | 290,145 | 58,541 | 33,421 | 76,395 | 1,460 | 91,155 | 22,372 | 12,632 | 30,542 |
| Wheat Flour - - - - " | 60,398 | 119,270 | 367,999 | 466,957 | 281,565 | 32,103 | 65,718 | 180,703 | 247,674 | 159,331 |
| Other Sorts - - - - - " | 62,986 | 502,940 | 69,582 | 143,467 | 51,606 | 20,144 | 121,829 | 27,339 | 52,612 | 21,456 |
| Indigo - - - - - Cwt. | 3,232 | 1,430 | 1,687 | 1,157 | 399 | 44,640 | 17,731 | 20,049 | 14,301 | 5,785 |
| Jute, Gunny Bags - - - No. | 12,613,600 | 9,981,575 | 13,395,700 | 11,634,995 | 9,369,300 | 303,979 | 254,093 | 363,933 | 384,259 | 312,570 |
| Seeds - - - - - Cwt. | 205,195 | 168,171 | 121,614 | 88,883 | 133,461 | 109,493 | 111,711 | 80,040 | 54,163 | 93,135 |
| Tea - - - - - Lb. | 860,823 | 1,311,130 | 1,643,585 | 1,593,680 | 686,062 | 27,879 | 44,153 | 49,490 | 51,355 | 23,712 |
| Other Articles - - - - | | | | | | 105,165 | 123,460 | 103,073 | 94,800 | 61,553 |
| TOTAL - - - - - | | | | | | 1,223,106 | 1,137,334 | 1,252,288 | 1,460,290 | 1,109,048 |
| GERMAN EAST AFRICA. | | | | | | | | | | |
| Imports therefrom: | | | | | | | | | | |
| Miscellaneous Articles - - | | | | | | 4,195 | 2,063 | 3,565 | 919 | 1,066 |
| Exports of Foreign Merchandise: | | | | | | | | | | |
| Cotton Manufactures, including Twist and Yarn - - - | | | | | | 43,322 | 46,820 | 40,285 | 36,384 | 10,907 |
| Other Articles - - - - - | | | | | | 26,604 | 30,184 | 34,425 | 24,403 | 12,400 |
| TOTAL - - - - - | | | | | | 69,926 | 77,004 | 74,710 | 62,847 | 29,487 |
| Exports of Indian Produce, &c.: | | | | | | | | | | |
| Cotton Manufactures, including Twist and Yarn - - - | | | | | | 70,505 | 78,138 | 98,090 | 82,306 | 39,038 |
| Grain, Pulse, and Flour Cwt. | 238,614 | 545,901 | 338,701 | 331,664 | 116,223 | 99,175 | 213,655 | 147,372 | 127,821 | 48,416 |
| Other Articles - - - - - | | | | | | 33,319 | 31,090 | 41,267 | 44,583 | 14,428 |
| TOTAL - - - - - | | | | | | 209,089 | 322,883 | 286,719 | 254,710 | 101,870 |
| ITALIAN EAST AFRICA (ERITREA AND SOMALILAND). | | | | | | | | | | |
| Imports therefrom: | | | | | | | | | | |
| Precious Stones and Pearls, Unset - - - - - Tons | 24,570 | 24,427 | 33,996 | 49,240 | 39,996 | 33,408 | 1,333 | 8,702 | 1,000 | 100 |
| Salt - - - - - Tons | | | | | | 22,205 | 22,165 | 30,940 | 44,691 | 36,306 |
| Other Articles - - - - - | | | | | | 9,360 | 7,233 | 7,037 | 7,732 | 5,070 |
| TOTAL - - - - - | | | | | | 65,162 | 30,731 | 46,648 | 53,413 | 41,541 |
| Exports of Foreign Merchandise: | | | | | | | | | | |
| Miscellaneous Articles - - | | | | | | 10,631 | 12,895 | 13,535 | 10,801 | 10,580 |
| Exports of Indian Produce, &c.: | | | | | | | | | | |
| Grain, Pulse, and Flour Cwt. | 50,120 | 47,500 | 162,037 | 379,041 | 414,706 | 16,171 | 17,560 | 63,298 | 147,189 | 160,000 |
| Other Articles - - - - - | | | | | | 36,579 | 23,949 | 32,148 | 29,025 | 22,077 |
| TOTAL - - - - - | | | | | | 52,750 | 41,515 | 95,436 | 176,214 | 191,748 |
| MADAGASCAR. | | | | | | | | | | |
| Imports therefrom: | | | | | | | | | | |
| Miscellaneous Articles - - | | | | | | 1,129 | 1,110 | 2,048 | 1,545 | 801 |
| Exports (Foreign and Indian) thereto: | | | | | | | | | | |
| Miscellaneous Articles - - | | | | | | 14,490 | 18,347 | 25,606 | 25,024 | 15,789 |
| MAURITIUS AND DEPENDENCIES. | | | | | | | | | | |
| Imports therefrom: | | | | | | | | | | |
| Sugar - - - - - Cwt. | 3,246,057 | 1,809,359 | 3,107,970 | 2,847,918 | 1,717,468 | 2,012,098 | 1,271,796 | 2,148,319 | 1,676,333 | 1,152,220 |
| Other Articles - - - - - | | | | | | 3,947 | 5,046 | 10,723 | 8,243 | 5,492 |
| TOTAL - - - - - | | | | | | 2,016,045 | 1,276,832 | 2,159,042 | 1,684,576 | 1,157,728 |
| Exports of Foreign Merchandise: | | | | | | | | | | |
| Cotton Manufactures (including Twist and Yarn) - - - | | | | | | 25,671 | 22,250 | 20,002 | 13,023 | 17,330 |
| Other Articles - - - - - | | | | | | 15,008 | 12,821 | 8,348 | 7,957 | 6,065 |
| TOTAL - - - - - | | | | | | 40,679 | 35,071 | 28,350 | 21,050 | 23,424 |

Trade with Principal Countries, distinguishing Principal Articles; Quantities and Values—continued.

| ARTICLES. | QUANTITIES. | | | | | VALUE. | | | | |
|---|-------------|-----------|-----------|-----------|-----------|----------|----------|----------|----------|-----------|
| | 1910-11. | 1911-12. | 1912-13. | 1913-14. | 1914-15. | 1910-11. | 1911-12. | 1912-13. | 1913-14. | 1914-15. |
| MAURITIUS AND DEPENDENCIES—cont. | | | | | | £ | £ | £ | £ | £ |
| Exports of Indian Produce, &c.: | | | | | | | | | | |
| Cotton Manufactures (including Twist and Yarn) | — | — | — | — | — | 29,836 | 25,887 | 28,707 | 17,861 | 24,966 |
| Grain, Pulse, and Flour: | | | | | | | | | | |
| Pulse - - - Cwt. | 117,523 | 162,507 | 120,204 | 108,373 | 142,081 | 41,685 | 57,876 | 46,778 | 44,298 | 64,749 |
| Rice - - - " | 1,146,522 | 1,352,293 | 1,150,504 | 1,026,882 | 1,381,392 | 484,250 | 578,073 | 532,696 | 503,988 | 588,260 |
| Wheat Flour - - - " | 94,125 | 145,201 | 124,725 | 116,086 | 135,710 | 46,340 | 69,407 | 60,726 | 57,765 | 78,181 |
| Other Sorts - - - " | 46,305 | 63,215 | 55,771 | 40,819 | 44,560 | 13,777 | 17,428 | 16,745 | 13,247 | 16,091 |
| Jute Manufactures | — | — | — | — | — | 57,742 | 39,152 | 61,541 | 52,400 | 94,739 |
| Oils - - - Gals. | 378,310 | 386,178 | 404,203 | 396,053 | 466,701 | 39,802 | 42,477 | 44,533 | 42,260 | 49,683 |
| Saltpetre - - - Cwt. | 50,596 | 37,486 | 45,222 | 28,740 | 27,199 | 33,765 | 24,962 | 30,062 | 20,919 | 25,294 |
| Other Articles - - - | — | — | — | — | — | 81,020 | 83,166 | 74,412 | 68,958 | 72,120 |
| TOTAL - - - | — | — | — | — | — | 828,217 | 937,928 | 896,198 | 821,696 | 1,011,083 |
| NATAL. | | | | | | | | | | |
| Imports therefrom: | | | | | | | | | | |
| Coal - - - Tons | 15,954 | 25,479 | 112,825 | 118,532 | 32,167 | 16,281 | 24,077 | 126,483 | 143,093 | 36,702 |
| Other Articles - - - | — | — | — | — | — | 2,167 | 3,529 | 3,285 | 5,317 | 4,019 |
| TOTAL - - - | — | — | — | — | — | 18,448 | 27,606 | 129,768 | 148,410 | 40,721 |
| Exports of Foreign Merchandise: | | | | | | | | | | |
| Miscellaneous Articles - - - | — | — | — | — | — | 14,803 | 15,513 | 20,287 | 16,324 | 12,384 |
| Exports of Indian Produce, &c.: | | | | | | | | | | |
| Jute, Gunny Bags - No. | 9,252,675 | 5,876,250 | 7,262,350 | 6,837,925 | 9,812,028 | 146,264 | 113,448 | 167,160 | 169,266 | 239,585 |
| Oils, Vegetable - - - Gals. | 234,235 | 227,952 | 193,929 | 163,374 | 179,771 | 24,998 | 23,888 | 22,484 | 18,279 | 20,660 |
| Pulse - - - Cwt. | 34,422 | 55,134 | 52,201 | 35,483 | 44,441 | 14,087 | 15,143 | 21,314 | 16,360 | 22,599 |
| Paraffin Wax - - - | 9,297 | 12,335 | 21,400 | 20,062 | 32,000 | 14,078 | 18,708 | 32,457 | 30,489 | 48,534 |
| Provisions - - - | — | — | — | — | — | 18,394 | 21,101 | 23,468 | 17,934 | 12,338 |
| Rice - - - Cwt. | 380,057 | 380,164 | 436,463 | 383,376 | 407,374 | 134,028 | 161,147 | 207,277 | 204,335 | 212,213 |
| Other Articles - - - | — | — | — | — | — | 64,338 | 74,559 | 73,500 | 78,440 | 69,820 |
| TOTAL - - - | — | — | — | — | — | 416,187 | 427,999 | 548,160 | 535,103 | 625,749 |
| PORTUGUESE EAST AFRICA. | | | | | | | | | | |
| Imports therefrom: | | | | | | | | | | |
| Coal - - - Tons | 177 | 5,873 | 50,259 | 79,393 | 67,750 | 156 | 4,250 | 57,895 | 93,670 | 82,110 |
| Other Articles - - - | — | — | — | — | — | 5,437 | 9,260 | 6,475 | 6,815 | 12,732 |
| TOTAL - - - | — | — | — | — | — | 5,593 | 13,510 | 64,310 | 100,485 | 94,842 |
| Exports of Foreign Merchandise: | | | | | | | | | | |
| Cotton Manufactures (including Twist and Yarn) | — | — | — | — | — | 65,222 | 55,197 | 60,580 | 53,200 | 27,656 |
| Other Articles - - - | — | — | — | — | — | 30,990 | 21,041 | 21,240 | 29,174 | 19,499 |
| TOTAL - - - | — | — | — | — | — | 96,212 | 76,238 | 81,820 | 82,374 | 47,155 |
| Exports of Indian Produce, &c.: | | | | | | | | | | |
| Cotton Manufactures (including Twist and Yarn) | — | — | — | — | — | 67,397 | 51,858 | 60,466 | 60,006 | 48,396 |
| Grain, Pulse, and Flour Cwt. | 183,850 | 239,223 | 335,592 | 222,850 | 130,510 | 70,929 | 100,292 | 159,249 | 98,460 | 59,437 |
| Jute, Gunny Bags - No. | 4,747,425 | 4,194,442 | 5,376,350 | 5,224,150 | 6,848,045 | 80,092 | 80,059 | 120,204 | 123,750 | 152,257 |
| Paraffin Wax - - - Cwt. | 22,100 | 23,687 | 7,900 | 0 | 3,505 | 33,495 | 34,824 | 11,932 | 0 | 5,024 |
| Other Articles - - - | — | — | — | — | — | 45,627 | 39,775 | 39,580 | 42,873 | 23,755 |
| TOTAL - - - | — | — | — | — | — | 297,540 | 306,608 | 391,481 | 325,089 | 293,669 |
| RÉUNION. | | | | | | | | | | |
| Imports therefrom: | | | | | | | | | | |
| Miscellaneous Articles - - - | — | — | — | — | — | 78 | 0 | 0 | 1,521 | 418 |
| Exports (Foreign and Indian) thereto: | | | | | | | | | | |
| Rice - - - Cwt. | 2,608 | 376,065 | 170,350 | 58,549 | 473 | 950 | 147,855 | 82,436 | 25,878 | 221 |
| Other Articles - - - | — | — | — | — | — | 1,734 | 6,824 | 3,131 | 6,800 | 2,160 |
| TOTAL - - - | — | — | — | — | — | 2,684 | 154,679 | 85,567 | 32,678 | 2,381 |
| SEYCHELLES. | | | | | | | | | | |
| Imports therefrom: | | | | | | | | | | |
| Miscellaneous Articles - - - | — | — | — | — | — | 420 | 556 | 283 | 441 | 726 |
| Exports (Foreign and Indian) thereto: | | | | | | | | | | |
| Miscellaneous Articles - - - | — | — | — | — | — | 37,394 | 30,735 | 31,907 | 32,443 | 29,311 |
| SOMALILAND (BRITISH AND FRENCH). | | | | | | | | | | |
| Exports of Indian Produce, &c.: | | | | | | | | | | |
| Grain, Pulse, and Flour (chiefly Rice) - - - Cwt. | 63,410 | 100,077 | 79,057 | 46,449 | 41,919 | 25,702 | 44,309 | 36,611 | 23,282 | 21,889 |
| Other Articles - - - | — | — | — | — | — | 2,529 | 3,045 | 4,543 | 30,705 | 19,679 |
| TOTAL - - - | — | — | — | — | — | 28,231 | 47,354 | 41,154 | 53,987 | 41,568 |

Trade with Principal Countries, distinguishing Principal Articles; Quantities and Value—continued.

| ARTICLES. | QUANTITIES. | | | | | VALUE. | | | | |
|---|-------------|-------------|-------------|-------------|-------------|------------------|-------------------|-------------------|-------------------|-------------------|
| | 1910-11. | 1911-12. | 1912-13. | 1913-14. | 1914-15. | 1910-11. | 1911-12. | 1912-13. | 1913-14. | 1914-15. |
| ZANZIBAR AND PEMBA. | | | | | | | | | | |
| Imports therefrom: | | | | | | £ | £ | £ | £ | £ |
| Ivory, Unmanufactured Lbs. | 55,034 | 42,044 | 17,192 | 23,967 | 7,875 | 26,268 | 22,026 | 9,366 | 10,378 | 3,000 |
| Spices - - - - - | 6,065,734 | 8,564,068 | 4,963,603 | 8,458,000 | 7,494,254 | 135,236 | 208,288 | 154,556 | 218,154 | 187,687 |
| Other Articles - - - | - | - | - | - | - | 8,647 | 7,258 | 7,757 | 6,808 | 5,907 |
| TOTAL | - | - | - | - | - | 170,201 | 237,559 | 171,679 | 235,340 | 195,904 |
| Exports of Foreign Merchandise: | | | | | | | | | | |
| Cotton Manufactures, including Twist and Yarn | - | - | - | - | - | 23,971 | 26,101 | 25,791 | 27,105 | 10,131 |
| Other Articles - - - | - | - | - | - | - | 35,686 | 32,537 | 35,239 | 35,814 | 30,404 |
| TOTAL | - | - | - | - | - | 59,657 | 58,638 | 61,030 | 63,089 | 40,535 |
| Exports of Indian Produce, &c.: | | | | | | | | | | |
| Cotton Manufactures, including Twist and Yarn | - | - | - | - | - | 18,814 | 27,035 | 18,847 | 12,007 | 8,183 |
| Rice - - - - - Cwt. | 377,272 | 431,600 | 265,580 | 392,124 | 253,110 | 170,918 | 187,613 | 124,633 | 147,555 | 101,541 |
| Wheat Flour - - - " | 20,161 | 26,540 | 25,343 | 31,867 | 24,729 | 11,350 | 13,766 | 13,178 | 17,043 | 14,130 |
| Other Articles - - - | - | - | - | - | - | 63,809 | 82,716 | 59,507 | 57,107 | 44,733 |
| TOTAL | - | - | - | - | - | 264,981 | 291,130 | 211,165 | 236,752 | 168,537 |
| CANADA. | | | | | | | | | | |
| Imports therefrom: | | | | | | | | | | |
| Miscellaneous Articles | - | - | - | - | - | 398 | 1,636 | 1,814 | 5,362 | 30,236 |
| Exports (Foreign and Indian) thereto: | | | | | | | | | | |
| Jute, Gunny Cloth - Yds. | 28,930,000 | 33,445,400 | 50,251,300 | 35,280,000 | 35,273,900 | 174,062 | 223,488 | 457,330 | 374,879 | 294,353 |
| Hides and Skins, Raw Cwt. | 4,339 | 2,478 | 7,692 | 10,149 | 2,261 | 20,236 | 13,843 | 30,382 | 50,204 | 13,520 |
| Linseed - - - - - | 80,077 | 0 | 0 | 0 | 0 | 56,191 | 0 | 0 | 0 | 0 |
| Rice - - - - - | 293 | 120,397 | 16,523 | 162,990 | 109,944 | 147 | 26,728 | 8,989 | 47,616 | 30,703 |
| Tea - - - - - Lb. | 8,444,730 | 10,571,880 | 11,447,083 | 11,584,565 | 10,950,615 | 209,044 | 381,731 | 408,218 | 430,167 | 395,348 |
| Other Articles - - - | - | - | - | - | - | 35,089 | 32,555 | 46,134 | 43,500 | 25,008 |
| TOTAL | - | - | - | - | - | 584,769 | 678,345 | 956,053 | 852,945 | 700,101 |
| UNITED STATES. | | | | | | | | | | |
| Imports therefrom: | | | | | | | | | | |
| *Clocks and Watches and parts thereof - No. | 65,307 | 78,400 | - | - | - | 31,245 | 22,783 | 27,500 | 32,013 | 18,008 |
| Cotton, Raw - Cwt. | 2,460 | 103,385 | 249,769 | 420 | 0 | 8,069 | 266,626 | 640,708 | 1,354 | 0 |
| Cotton Piece Goods - Yds. | 8,473,741 | 9,036,605 | 15,539,609 | 9,780,366 | 9,492,204 | 141,485 | 153,890 | 244,231 | 167,940 | 156,153 |
| Drugs and Medicines - - - | - | - | - | - | - | 27,682 | 26,206 | 30,864 | 30,079 | 24,083 |
| Gums and Resins - - - | - | - | - | - | - | - | - | - | - | - |
| Rosin - - - - - Cwt. | 27,731 | 43,068 | 45,999 | 25,984 | 13,811 | 18,843 | 41,354 | 45,684 | 18,808 | 8,018 |
| Hardware - - - - - | - | - | - | - | - | 126,956 | 144,657 | 190,128 | 251,817 | 165,043 |
| Instruments, Apparatus, &c. | - | - | - | - | - | 16,846 | 15,140 | 47,001 | 90,708 | 47,751 |
| Iron and Steel - - - Tons | 19,190 | 29,540 | 36,477 | 22,002 | 31,056 | 257,909 | 411,298 | 441,413 | 282,219 | 308,071 |
| Liquors - - - - - Gals. | 20,041 | 23,400 | 24,123 | 23,975 | 24,401 | 31,949 | 36,302 | 40,145 | 41,259 | 35,197 |
| Machinery and Mill-work - - - - - | - | - | - | - | - | 198,129 | 187,209 | 140,206 | 168,108 | 172,779 |
| Motor Cars and Motor Cycles and parts thereof | - | - | - | - | - | 9,936 | 40,260 | 74,024 | 154,000 | 90,600 |
| Oils, Mineral - - - Gals. | 48,010,715 | 69,274,706 | 41,664,150 | 51,671,687 | 55,689,865 | 1,241,278 | 1,946,430 | 1,176,005 | 1,540,122 | 1,647,022 |
| Railway Plant and Rolling Stock - - - - - | - | - | - | - | - | 2,478 | 0 | 9,146 | 2,201 | 84,896 |
| Tobacco - - - - - Lb. | 273,615 | 186,329 | 180,522 | 246,076 | 172,165 | 16,593 | 13,729 | 12,393 | 16,902 | 12,405 |
| Wood and Timber - - - | - | - | - | - | - | 40,007 | 22,055 | 48,077 | 51,743 | 16,206 |
| Other Articles - - - | - | - | - | - | - | 165,232 | 199,351 | 275,055 | 302,067 | 283,070 |
| TOTAL | - | - | - | - | - | 2,325,297 | 3,527,290 | 3,408,730 | 3,193,579 | 3,119,951 |
| Exports of Foreign Merchandise: | | | | | | | | | | |
| Wool, Raw - - - - - Lb. | 1,644,272 | 1,647,867 | 1,733,906 | 1,350,712 | 1,210,544 | 39,155 | 39,243 | 41,216 | 39,189 | 37,778 |
| Other Articles - - - | - | - | - | - | - | 13,926 | 12,229 | 18,581 | 10,400 | 11,395 |
| TOTAL | - | - | - | - | - | 53,081 | 51,472 | 59,797 | 49,589 | 49,173 |
| Exports of Indian Produce, &c.: | | | | | | | | | | |
| Chemicals; Saltpetre - Cwt. | 88,971 | 58,531 | 56,534 | 27,800 | 15,963 | 65,414 | 45,171 | 45,270 | 22,121 | 12,572 |
| Coir Manufactures - - - | 31,871 | 38,086 | 35,605 | 42,516 | 39,463 | 28,098 | 33,449 | 32,873 | 39,210 | 37,887 |
| Cotton, Raw - - - - - | 33,661 | 17,719 | 22,857 | 28,482 | 30,809 | 62,106 | 34,077 | 38,440 | 55,247 | 66,243 |
| Dyeing and Tanning Substances: | | | | | | | | | | |
| Indigo - - - - - Cwt. | 1,315 | 1,687 | 1,138 | 674 | 210 | 18,504 | 22,058 | 13,008 | 7,892 | 10,783 |
| Myrobalans - - - - - | 298,383 | 224,053 | 191,656 | 187,288 | 180,336 | 79,270 | 56,279 | 54,901 | 56,082 | 58,450 |
| Hides and Skins: | | | | | | | | | | |
| Raw - - - - - | 461,389 | 474,285 | 665,594 | 552,936 | 526,196 | 1,885,522 | 1,960,289 | 2,767,812 | 2,387,234 | 2,179,440 |
| Dressed or Tanned - - - | 13,266 | 14,491 | 16,182 | 17,072 | 14,264 | 173,795 | 188,792 | 205,316 | 207,547 | 179,876 |
| Jute: | | | | | | | | | | |
| Raw - - - - - Tons | 64,714 | 99,892 | 124,325 | 117,744 | 81,115 | 1,026,599 | 1,523,874 | 1,890,399 | 2,457,009 | 896,184 |
| Gunny Bags - - - - - No. | 46,224,570 | 47,838,700 | 43,092,596 | 58,009,100 | 73,123,200 | 419,644 | 576,247 | 592,858 | 1,008,261 | 1,124,136 |
| Cloth - - - - - Yds. | 694,273,202 | 595,875,500 | 663,293,316 | 735,230,187 | 705,999,130 | 3,714,443 | 3,533,916 | 5,247,451 | 6,816,046 | 5,719,451 |
| Lac (chiefly Shell) - - - Cwt. | 166,543 | 159,585 | 183,983 | 153,429 | 195,479 | 594,328 | 495,002 | 630,130 | 547,720 | 640,896 |
| Manganese Ore - - - Tons | 130,850 | 106,271 | 168,600 | 106,327 | 73,503 | 121,028 | 100,095 | 164,654 | 106,747 | 73,543 |
| Mica - - - - - Cwt. | 7,899 | 10,589 | 10,284 | 10,463 | 4,993 | 43,905 | 26,953 | 55,944 | 67,288 | 37,653 |
| Oils, Vegetable (chiefly Coconut) - - - - - Gals. | 526,257 | 545,487 | 327,899 | 447,665 | 180,098 | 63,941 | 75,680 | 43,644 | 61,070 | 29,996 |
| Oilseeds - - - - - Cwt. | 589,224 | 1,674,253 | 590,121 | 408,984 | 326,872 | 417,389 | 1,254,957 | 327,005 | 295,630 | 162,545 |
| Spices - - - - - Lb. | 2,531,892 | 3,232,052 | 2,825,172 | 3,991,144 | 6,385,255 | 41,658 | 55,499 | 59,946 | 64,501 | 110,800 |
| Tea - - - - - | 2,343,392 | 3,145,605 | 2,306,702 | 1,942,237 | 2,737,534 | 70,982 | 105,255 | 71,858 | 68,798 | 80,391 |
| Wood and Timber - - - | - | - | - | - | - | 32,144 | 24,075 | 31,746 | 30,314 | 18,754 |
| Wool, Raw - - - - - Lb. | 314,233 | 1,558,277 | 1,180,006 | 806,668 | 620,776 | 7,953 | 38,082 | 29,391 | 26,019 | 20,203 |
| Woolen Manufactures - - - | - | - | - | - | - | 17,738 | 19,427 | 14,500 | 13,600 | 19,442 |
| Other Articles - - - | - | - | - | - | - | 139,067 | 195,658 | 218,486 | 225,529 | 273,545 |
| TOTAL | - | - | - | - | - | 9,013,458 | 10,393,786 | 12,526,666 | 14,518,844 | 11,541,670 |

* Figures prior to April 1912 relate to "Clocks and Watches."

Trade with Principal Countries, distinguishing Principal Articles ; Quantities and Values—continued.

| ARTICLES. | QUANTITIES. | | | | | VALUE. | | | | |
|--|-------------|-------------|-------------|-------------|-------------|---------------|------------------|------------------|------------------|-------------------|
| | 1910-11. | 1911-12. | 1912-13. | 1913-14. | 1914-15. | 1910-11. | 1911-12. | 1912-13. | 1913-14. | 1914-15. |
| SANDWICH ISLANDS. | | | | | | | | | | |
| Exports of Indian Produce, &c.: | | | | | | £ | £ | £ | £ | £ |
| Jute, Gunny Bags - No. | 9,556,531 | 9,868,600 | 9,023,500 | 9,560,600 | 10,601,710 | 99,304 292 | 116,077 3,048 | 130,857 2,882 | 170,495 5,146 | 162,807 24,426 |
| Other Articles - - - | — | — | — | — | — | — | — | — | — | — |
| TOTAL - - - | — | — | — | — | — | 99,596 | 119,125 | 133,739 | 175,641 | 187,233 |
| WEST INDIES, BRITISH AND FOREIGN. | | | | | | | | | | |
| Exports (Foreign and Indian) thereto: | | | | | | | | | | |
| Jute, Gunny Bags - No. | 1,709,300 | 1,432,950 | 1,009,500 | 1,440,175 | 1,530,500 | 33,527 | 82,211 | 27,605 | 43,283 | 42,366 |
| Rice - - - Cwt. | 205,960 | 311,346 | 319,046 | 150,198 | 176,021 | 70,932 | 116,168 | 138,794 | 75,007 | 87,887 |
| Other Articles - - - | — | — | — | — | — | 26,493 | 19,578 | 21,715 | 35,092 | 19,223 |
| TOTAL - - - | — | — | — | — | — | 130,952 | 167,957 | 188,114 | 153,382 | 149,476 |
| CUBA. | | | | | | | | | | |
| Exports of Indian Produce, &c.: | | | | | | | | | | |
| Jute, Gunny Bags - No. | 10,502,000 | 8,031,300 | 10,421,600 | 9,790,600 | 10,641,900 | 199,016 | 176,380 | 268,426 | 290,430 | 304,190 |
| Rice - - - Cwt. | 22,549 | 91,994 | 31,484 | 182,977 | 647,115 | 12,839 | 42,417 | 16,158 | 81,581 | 227,718 |
| Other Articles - - - | — | — | — | — | — | 10 | 775 | 64 | 412 | 2,655 |
| TOTAL - - - | — | — | — | — | — | 211,865 | 219,572 | 284,648 | 372,423 | 534,563 |
| HAYTI AND ST. DOMINGO. | | | | | | | | | | |
| Exports of Indian Produce, &c.: | | | | | | | | | | |
| Jute Manufactures - - - | — | — | — | — | — | 2,625 | 9,082 | 18,258 | 11,902 | 8,038 |
| Other Articles - - - | — | — | — | — | — | 0 | 157 | 0 | 0 | 37 |
| TOTAL - - - | — | — | — | — | — | 2,625 | 9,249 | 18,258 | 11,902 | 8,075 |
| PORTO RICO. | | | | | | | | | | |
| Exports of Indian Produce, &c.: | | | | | | | | | | |
| Jute, Gunny Bags - No. | 1,685,600 | 702,000 | 1,001,000 | 947,100 | 1,117,400 | 30,195 | 14,107 | 23,749 | 23,875 | 29,750 |
| ARGENTINE REPUBLIC. | | | | | | | | | | |
| Exports of Indian Produce, &c.: | | | | | | | | | | |
| Jute: | | | | | | | | | | |
| Gunny Cloth - - - Yds. | 161,916,000 | 131,468,500 | 215,958,127 | 173,724,500 | 187,075,500 | 977,567 | 922,745 | 2,055,702 | 1,947,947 | 1,523,756 |
| Other Manufactures - - - | — | — | — | — | — | 12,987 | 19,133 | 24,115 | 120,669 | 56,136 |
| Rice - - - Cwt. | 295,195 | 266,574 | 219,016 | 349,135 | 121,933 | 77,718 | 74,607 | 68,743 | 98,929 | 35,227 |
| Other Articles - - - | — | — | — | — | — | 1,879 | 8,772 | 13,948 | 22,757 | 15,606 |
| TOTAL - - - | — | — | — | — | — | 1,070,151 | 1,025,257 | 2,162,508 | 2,090,302 | 1,630,725 |
| BRAZIL. | | | | | | | | | | |
| Exports of Indian Produce, &c.: | | | | | | | | | | |
| Jute, Raw - - - Tons | 438 | 1,318 | 4,671 | 3,594 | 1,350 | 10,386 | 25,983 | 104,657 | 102,590 | 22,424 |
| Rice - - - Cwt. | 115,098 | 0 | 0 | 0 | 0 | 34,940 | 0 | 0 | 0 | 0 |
| Other Articles - - - | — | — | — | — | — | 2,163 | 5 | 0 | 0 | 3,288 |
| TOTAL - - - | — | — | — | — | — | 47,489 | 25,988 | 104,657 | 102,590 | 25,712 |
| BRITISH GUIANA. | | | | | | | | | | |
| Exports (Foreign and Indian) thereto: | | | | | | | | | | |
| Grain, Pulse, and Flour Cwt. | 35,254 | 23,970 | 33,330 | 28,001 | 34,158 | 12,306 | 8,485 | 13,583 | 12,157 | 17,027 |
| Jute, Gunny Bags - No. | 340,900 | 436,450 | 529,250 | 926,250 | 1,072,000 | 6,298 | 9,728 | 12,608 | 25,305 | 25,555 |
| Other Articles - - - | — | — | — | — | — | 12,820 | 12,910 | 13,066 | 16,359 | 16,293 |
| TOTAL - - - | — | — | — | — | — | 31,424 | 31,123 | 39,257 | 53,821 | 58,875 |
| CHILE. | | | | | | | | | | |
| Exports of Indian Produce, &c.: | | | | | | | | | | |
| Jute, Gunny Bags - No. | 41,192,720 | 32,332,690 | 36,320,900 | 36,673,450 | 26,517,500 | 516,995 | 466,687 | 557,422 | 662,887 | 468,165 |
| Rice - - - Cwt. | 173,644 | 31,584 | 111,062 | 87,513 | 75,233 | 50,352 | 11,360 | 37,797 | 30,409 | 23,086 |
| Other Articles - - - | — | — | — | — | — | 7,258 | 4,261 | 9,038 | 16,200 | 19,308 |
| TOTAL - - - | — | — | — | — | — | 574,605 | 482,308 | 604,257 | 709,496 | 511,459 |
| ECUADOR. | | | | | | | | | | |
| Exports of Indian Produce, &c.: | | | | | | | | | | |
| Jute Manufactures - - - | — | — | — | — | — | 3,642 | 14,203 | 11,142 | 24,646 | 14,230 |
| PERU. | | | | | | | | | | |
| Exports of Indian Produce, &c.: | | | | | | | | | | |
| Jute Manufactures - - - | — | — | — | — | — | 64,332 | 44,381 | 81,625 | 69,953 | 80,226 |
| Other Articles - - - | — | — | — | — | — | 0 | 0 | 0 | 83 | 83 |
| TOTAL - - - | — | — | — | — | — | 64,332 | 44,381 | 81,625 | 70,036 | 80,309 |

Trade with Principal Countries, distinguishing Principal Articles; Quantities and Values—continued.

| ARTICLES. | QUANTITIES. | | | | | VALUE. | | | | |
|--|-------------|------------|-----------|-----------|-----------|----------|----------|----------|----------|----------|
| | 1910-11. | 1911-12. | 1912-13. | 1913-14. | 1914-15. | 1910-11. | 1911-12. | 1912-13. | 1913-14. | 1914-15. |
| URUGUAY. | | | | | | | | | | |
| Exports of Indian Produce, &c.: | | | | | | £ | £ | £ | £ | £ |
| Jute Manufactures: | | | | | | | | | | |
| Gunny Cloth - - - Yds. | 8,152,000 | 10,118,000 | 9,052,000 | 8,726,000 | 6,890,000 | 51,034 | 73,853 | 88,067 | 105,834 | 89,862 |
| Other Articles - - - | — | — | — | — | — | 2,844 | 3,365 | 6,680 | 9,391 | 3,666 |
| TOTAL - - - | — | — | — | — | — | 53,838 | 76,218 | 95,647 | 115,115 | 93,528 |
| ADEN. | | | | | | | | | | |
| Imports therefrom: | | | | | | | | | | |
| Cotton, Raw - - - Cwt. | 2,205 | 3,744 | 2,533 | 2,177 | 72,074 | 4,858 | 7,708 | 6,675 | 5,053 | 158,221 |
| Gums and Resins - - " | 25,651 | 27,906 | 20,927 | 25,501 | 9,839 | 28,458 | 31,503 | 27,795 | 25,848 | 11,549 |
| Hides and Skins, Raw - - " | 4,920 | 3,894 | 3,335 | 5,416 | 5,249 | 12,722 | 17,296 | 11,108 | 15,833 | 15,674 |
| Precious Stones and Pearls (unset) | — | — | — | — | — | 31,447 | 81,600 | 58,800 | 38,308 | 13,733 |
| Salt - - - Tons | 59,784 | 74,230 | 140,759 | 116,088 | 158,652 | 57,744 | 73,326 | 133,721 | 111,608 | 156,000 |
| Seeds - - - Cwt. | 190 | 6 | 347 | 411 | 107,086 | 235 | 9 | 144 | 210 | 59,641 |
| Other Articles - - - | — | — | — | — | — | 95,173 | 50,230 | 114,023 | 91,812 | 107,789 |
| TOTAL - - - | — | — | — | — | — | 230,634 | 294,729 | 352,909 | 291,777 | 522,667 |
| Exports of Foreign Merchandise: | | | | | | | | | | |
| Cotton Manufactures (including Twist and Yarn) | — | — | — | — | — | 84,268 | 101,073 | 106,845 | 74,469 | 44,162 |
| Other Articles - - - | — | — | — | — | — | 39,152 | 33,165 | 45,134 | 40,531 | 42,189 |
| TOTAL - - - | — | — | — | — | — | 123,422 | 134,238 | 151,979 | 115,000 | 86,351 |
| Exports of Indian Produce, &c.: | | | | | | | | | | |
| Cotton: | | | | | | | | | | |
| Twist and Yarn - Lb. | 1,910,398 | 2,253,123 | 2,085,400 | 1,506,797 | 1,450,099 | 62,646 | 79,965 | 78,692 | 52,220 | 45,760 |
| Manufactures - - - | — | — | — | — | — | 125,978 | 130,660 | 145,275 | 90,900 | 118,811 |
| Grain, Pulse, and Flour: | | | | | | | | | | |
| Jawar and Bajra - Cwt. | 61,471 | 151,759 | 212,767 | 548,864 | 555,934 | 17,706 | 48,147 | 78,859 | 185,583 | 202,500 |
| Rice - - - " | 324,050 | 464,673 | 390,340 | 362,263 | 222,646 | 130,208 | 206,117 | 179,081 | 104,205 | 116,200 |
| Wheat-Flour - - - " | 114,095 | 140,862 | 213,086 | 160,220 | 137,451 | 62,652 | 75,666 | 117,268 | 90,005 | 78,640 |
| Spices - - - Lb. | 1,620,738 | 1,592,740 | 3,068,257 | 1,758,024 | 2,150,688 | 28,250 | 30,073 | 51,708 | 25,029 | 29,870 |
| Tobacco - - - " | 8,722,515 | 8,009,480 | 5,891,469 | 9,815,677 | 6,427,051 | 71,544 | 64,088 | 48,404 | 80,389 | 60,000 |
| Other Articles - - - | — | — | — | — | — | 30,953 | 105,245 | 136,623 | 126,728 | 143,761 |
| TOTAL - - - | — | — | — | — | — | 579,932 | 745,961 | 834,040 | 815,666 | 801,743 |
| ARABIA (MUSCAT TERRITORY AND TRUCIAL OMAN). | | | | | | | | | | |
| Imports therefrom: | | | | | | | | | | |
| Dates - - - Cwt. | 271,799 | 242,717 | 238,896 | 207,398 | 212,045 | 144,669 | 127,899 | 116,139 | 118,734 | 120,710 |
| Fish - - - " | 20,010 | 34,638 | 36,852 | 34,236 | 34,385 | 17,547 | 25,458 | 26,552 | 24,673 | 24,019 |
| Precious Stones and Pearls (unset) | — | — | — | — | — | 78,518 | 104,407 | 127,700 | 141,087 | 12,433 |
| Other Articles - - - | — | — | — | — | — | 43,453 | 45,105 | 52,417 | 30,675 | 21,314 |
| TOTAL - - - | — | — | — | — | — | 279,182 | 302,869 | 322,806 | 319,109 | 179,432 |
| Exports of Foreign Merchandise: | | | | | | | | | | |
| Cotton Manufactures, including Twist and Yarn | — | — | — | — | — | 146,422 | 152,080 | 160,479 | 144,855 | 91,012 |
| Sugar, 16 Dutch standard and above - Cwt. | 31,919 | 22,221 | 31,207 | 29,183 | 17,009 | 21,194 | 15,513 | 22,014 | 21,525 | 13,280 |
| Other Articles - - - | — | — | — | — | — | 45,233 | 55,355 | 62,596 | 68,777 | 46,817 |
| TOTAL - - - | — | — | — | — | — | 212,850 | 222,948 | 245,089 | 235,157 | 151,018 |
| Exports of Indian Produce, &c.: | | | | | | | | | | |
| Cotton Manufactures, including Twist and Yarn | — | — | — | — | — | 33,875 | 37,136 | 37,647 | 32,022 | 27,423 |
| Jawar and Bajra - Cwt. | 52,622 | 25,729 | 20,682 | 51,272 | 52,626 | 13,444 | 7,172 | 6,631 | 17,403 | 18,380 |
| Rice - - - " | 491,144 | 405,397 | 206,041 | 619,689 | 336,097 | 214,665 | 183,919 | 98,293 | 313,649 | 177,058 |
| Other Articles - - - | — | — | — | — | — | 64,974 | 67,131 | 79,368 | 96,406 | 73,920 |
| TOTAL - - - | — | — | — | — | — | 320,898 | 295,356 | 221,840 | 459,479 | 290,703 |
| ARABIA (OTHER STATES). | | | | | | | | | | |
| Imports therefrom: | | | | | | | | | | |
| Miscellaneous Articles - - | — | — | — | — | — | 3,810 | 13,014 | 29,913 | 64,007 | 35,112 |
| Exports of Foreign Merchandise: | | | | | | | | | | |
| Cotton Manufactures, including Twist and Yarn | — | — | — | — | — | 64,847 | 90,880 | 82,600 | 49,976 | 18,272 |
| Other Articles - - - | — | — | — | — | — | 34,575 | 45,070 | 41,296 | 46,506 | 36,815 |
| TOTAL - - - | — | — | — | — | — | 99,422 | 135,950 | 123,896 | 96,482 | 55,087 |
| Exports of Indian Produce, &c.: | | | | | | | | | | |
| Cotton Manufactures, including Twist and Yarn | — | — | — | — | — | 25,416 | 23,455 | 24,715 | 8,400 | 6,547 |
| Grain, Pulse, and Flour Cwt. | 288,780 | 346,437 | 369,501 | 509,222 | 276,415 | 137,558 | 161,046 | 175,997 | 229,250 | 120,753 |
| Spices - - - Lb. | 1,187,736 | 1,359,472 | 1,467,662 | 1,166,571 | 242,600 | 22,863 | 22,249 | 28,951 | 18,781 | 4,611 |
| Other Articles - - - | — | — | — | — | — | 44,760 | 77,597 | 81,711 | 79,951 | 86,618 |
| TOTAL - - - | — | — | — | — | — | 230,597 | 300,257 | 311,284 | 335,222 | 218,711 |

Trade with Principal Countries, distinguishing Principal Articles; Quantities and Values—continued.

| ARTICLES. | QUANTITIES. | | | | | VALUE. | | | | |
|---|-------------|------------|------------|------------|------------|------------------|------------------|------------------|------------------|------------------|
| | 1910-11. | 1911-12. | 1912-13. | 1913-14. | 1914-15. | 1910-11. | 1911-12. | 1912-13. | 1913-14. | 1914-15. |
| BAHREIN ISLANDS. | | | | | | | | | | |
| Imports therefrom: | | | | | | £ | £ | £ | £ | £ |
| Precious Stones and Pearls (unset) | — | — | — | — | — | 256,087 | 311,630 | 391,360 | 467,727 | 100,180 |
| Other Articles | — | — | — | — | — | 20,909 | 12,486 | 17,647 | 18,245 | 16,473 |
| TOTAL | — | — | — | — | — | 276,996 | 324,116 | 409,007 | 485,972 | 116,653 |
| Exports of Foreign Merchandise: | | | | | | | | | | |
| Cotton Manufactures, including Twist and Yarn | — | — | — | — | — | 128,666 | 163,990 | 144,904 | 86,107 | 47,826 |
| Other Articles | — | — | — | — | — | 50,552 | 59,275 | 84,403 | 78,382 | 48,699 |
| TOTAL | — | — | — | — | — | 179,218 | 223,265 | 229,307 | 164,489 | 96,525 |
| Exports of Indian Produce, &c.: | | | | | | | | | | |
| Cotton Manufactures, including Twist and Yarn | — | — | — | — | — | 37,742 | 38,226 | 29,633 | 13,774 | 17,538 |
| Rice Cwt. | 359,528 | 374,145 | 340,477 | 406,868 | 165,764 | 157,438 | 160,078 | 155,798 | 201,474 | 82,350 |
| Other Articles | — | — | — | — | — | 51,916 | 80,098 | 103,568 | 122,654 | 69,366 |
| TOTAL | — | — | — | — | — | 247,096 | 287,401 | 288,999 | 337,902 | 169,252 |
| BORNEO (BRITISH AND DUTCH). | | | | | | | | | | |
| Imports therefrom: | | | | | | | | | | |
| Mineral Oils - Gals. | 10,848,005 | 21,950,997 | 20,841,441 | 24,671,475 | 25,103,437 | 186,025 | 408,439 | 372,552 | 597,715 | 609,208 |
| Other Articles | — | — | — | — | — | 254 | 24 | 187 | 25 | 230 |
| TOTAL | — | — | — | — | — | 186,279 | 408,463 | 372,739 | 597,740 | 609,444 |
| Exports (Foreign and Indian) thereto: | | | | | | | | | | |
| Miscellaneous Articles | — | — | — | — | — | 5,589 | 8,847 | 2,979 | 4,531 | 5,907 |
| CELEBES AND OTHER ISLANDS. | | | | | | | | | | |
| Exports of Indian Produce, &c.: | | | | | | | | | | |
| Rice Cwt. | 82,242 | 112,762 | 146,921 | 112,826 | 116,901 | 25,164 | 38,838 | 54,828 | 37,306 | 34,011 |
| Other Articles | — | — | — | — | — | 3,049 | 5,459 | 9,632 | 11,496 | 26,527 |
| TOTAL | — | — | — | — | — | 28,213 | 44,297 | 64,460 | 48,802 | 60,538 |
| CEYLON. | | | | | | | | | | |
| Imports therefrom: | | | | | | | | | | |
| Hides and Skins, raw, dressed and tanned Cwt. | 9,062 | 10,430 | 9,658 | 10,030 | 6,761 | 30,139 | 34,439 | 31,700 | 33,083 | 22,087 |
| Jute, Gunny Bags No. | 4,048,056 | 4,913,949 | 4,434,960 | 4,083,046 | 3,200,256 | 43,431 | 56,676 | 58,271 | 59,482 | 47,549 |
| Seeds Cwt. | 3,233 | 3,595 | 2,382 | 1,920 | 19,247 | 10,192 | 8,034 | 4,059 | 2,137 | 17,709 |
| Spices (chiefly Betelnuts) Lb. | 15,083,397 | 12,030,678 | 10,942,977 | 11,661,172 | 13,563,931 | 166,270 | 129,589 | 167,918 | 183,145 | 181,222 |
| Tea " | 1,250,743 | 1,834,429 | 1,897,439 | 1,517,295 | 1,745,084 | 33,039 | 54,763 | 61,140 | 47,623 | 56,754 |
| Other Articles | — | — | — | — | — | 188,732 | 177,175 | 180,476 | 213,530 | 202,400 |
| TOTAL | — | — | — | — | — | 471,863 | 460,676 | 503,564 | 539,000 | 527,721 |
| Exports of Foreign Merchandise: | | | | | | | | | | |
| Cotton Manufactures, including Twist and Yarn | — | — | — | — | — | 59,423 | 60,712 | 53,411 | 52,157 | 24,493 |
| Other Articles | — | — | — | — | — | 73,834 | 104,619 | 91,733 | 108,548 | 82,793 |
| TOTAL | — | — | — | — | — | 133,257 | 165,331 | 145,144 | 160,705 | 107,286 |
| Exports of Indian Produce, &c.: | | | | | | | | | | |
| Animals, Living No. | 408,767 | 465,747 | 459,400 | 368,781 | 229,442 | 110,673 | 122,357 | 146,023 | 158,399 | 96,257 |
| Coal, Coke, and Patent Fuel Tons | 512,234 | 533,659 | 543,774 | 394,939 | 393,428 | 292,945 | 314,198 | 360,632 | 253,536 | 235,563 |
| Coffee Cwt. | 10,221 | 11,619 | 12,842 | 12,751 | 11,125 | 28,256 | 40,852 | 48,226 | 46,373 | 40,254 |
| Cotton Manufactures, including Twist and Yarn | — | — | — | — | — | 274,152 | 243,024 | 215,392 | 183,745 | 180,008 |
| Fish Cwt. | 240,859 | 246,595 | 213,116 | 233,868 | 189,022 | 171,008 | 178,185 | 159,363 | 174,694 | 154,159 |
| Fruits and Vegetables | — | — | — | — | — | 84,001 | 86,078 | 99,637 | 109,574 | 127,460 |
| Grain, Pulse, and Flour: | | | | | | | | | | |
| Pulse Cwt. | 249,578 | 209,360 | 230,891 | 198,282 | 151,640 | 91,277 | 71,710 | 84,776 | 73,999 | 59,159 |
| Rice " | 7,236,183 | 7,619,558 | 7,628,364 | 7,294,491 | 6,047,259 | 2,866,061 | 3,085,444 | 3,343,049 | 3,297,543 | 2,777,868 |
| Wheat Flour " | 132,992 | 156,064 | 165,025 | 144,950 | 121,535 | 70,711 | 84,783 | 92,671 | 79,356 | 74,324 |
| Other Sorts " | 74,485 | 80,708 | 98,228 | 80,886 | — | 22,459 | 26,875 | 31,066 | 25,618 | 21,510 |
| Jute Manufactures | — | — | — | — | — | 29,083 | 29,209 | 34,832 | 57,632 | 49,153 |
| Manures Tons | 21,545 | 23,959 | 29,209 | 17,243 | 8,741 | 69,680 | 82,592 | 98,162 | 67,013 | 39,579 |
| Oilcakes Cwt. | 944,638 | 856,685 | 964,723 | 938,093 | 849,503 | 243,157 | 250,285 | 292,826 | 315,587 | 274,653 |
| Oils Gals. | 214,206 | 241,616 | 245,564 | 323,996 | 255,108 | 21,118 | 25,412 | 25,350 | 33,585 | 24,905 |
| Provisions | — | — | — | — | — | 30,227 | 42,705 | 42,995 | 49,995 | 37,762 |
| Rubber, Raw Cwt. | 1,206 | 3,423 | 4,501 | 7,001 | 7,842 | 45,379 | 105,219 | 137,525 | 171,664 | 141,453 |
| Saltpetre " | 22,847 | 29,261 | 44,469 | 44,486 | 48,189 | 13,885 | 20,387 | 31,620 | 29,393 | 33,721 |
| Seeds Lb. | 105,154 | 133,394 | 127,642 | 133,771 | 120,435 | 86,495 | 96,971 | 84,602 | 77,553 | 69,899 |
| Spices " | 8,315,793 | 10,490,050 | 9,932,897 | 11,064,159 | 10,796,328 | 109,148 | 106,375 | 103,460 | 105,126 | 128,579 |
| Tea " | 4,570,029 | 4,315,479 | 4,214,551 | 3,899,677 | 3,292,020 | 203,828 | 187,918 | 179,739 | 162,532 | 135,680 |
| Other Articles | — | — | — | — | — | 312,616 | 329,252 | 365,082 | 399,779 | 380,878 |
| TOTAL | — | — | — | — | — | 5,176,179 | 5,529,826 | 5,974,001 | 5,865,696 | 5,032,688 |

Trade with Principal Countries, distinguishing Principal Articles; Quantities and Values—continued.

| ARTICLES. | QUANTITIES. | | | | | VALUE. | | | | |
|---|-------------|------------|------------|------------|------------|-----------|-----------|-----------|-----------|-----------|
| | 1910-11. | 1911-12. | 1912-13. | 1913-14. | 1914-15. | 1910-11. | 1911-12. | 1912-13. | 1913-14. | 1914-15. |
| CHINA—HONG-KONG. | | | | | | | | | | |
| Imports therefrom: | | | | | | £ | £ | £ | £ | £ |
| Drugs and Medicines | — | — | — | — | — | 47,867 | 31,731 | 37,312 | 43,114 | 34,030 |
| Fireworks | — | — | — | — | — | 44,818 | 40,043 | 26,743 | 30,000 | 34,817 |
| Grain, Pulse, and Flour Cwt. | 51,765 | 59,044 | 55,146 | 81,077 | 68,385 | 25,415 | 23,890 | 26,364 | 40,620 | 31,712 |
| Provisions | — | — | — | — | — | 19,721 | 21,824 | 23,086 | 42,469 | 37,883 |
| Silk: | | | | | | | | | | |
| Raw | 741,239 | 630,222 | 733,266 | 546,977 | 478,819 | 160,050 | 160,568 | 192,509 | 141,725 | 122,673 |
| Manufactures | — | — | — | — | — | 158,071 | 111,705 | 139,863 | 168,337 | 174,783 |
| Sugar, 16 Dutch Standard and above Cwt. | 206,213 | 79,011 | 42,382 | 28,047 | 50,762 | 156,251 | 66,390 | 35,925 | 22,546 | 40,137 |
| Other Articles | — | — | — | — | — | 166,195 | 147,770 | 143,479 | 163,234 | 150,614 |
| TOTAL | — | — | — | — | — | 778,388 | 608,910 | 635,280 | 654,845 | 631,030 |
| Exports of Foreign Merchandise: | | | | | | | | | | |
| Fishmaws and Shark-fins Cwt. | 3,101 | 4,923 | 5,668 | 4,857 | 3,183 | 22,149 | 35,475 | 40,807 | 39,858 | 21,870 |
| Other Articles | — | — | — | — | — | 63,163 | 38,004 | 42,943 | 78,537 | 52,743 |
| TOTAL | — | — | — | — | — | 85,312 | 73,479 | 83,750 | 112,395 | 74,613 |
| Exports of Indian Produce, &c.: | | | | | | | | | | |
| Chemicals (chiefly Saltpetre) | — | — | — | — | — | 76,865 | 72,534 | 80,490 | 68,167 | 36,050 |
| Cotton: | | | | | | | | | | |
| Raw | 91,850 | 42,016 | 78,763 | 109,581 | 102,164 | 258,054 | 123,065 | 205,071 | 204,805 | 237,808 |
| Twist and Yarn Lb. | 80,878,533 | 55,933,830 | 94,345,774 | 94,719,213 | 63,689,233 | 2,520,845 | 1,861,769 | 3,041,619 | 3,116,631 | 1,962,067 |
| Drugs and Medicines | — | — | — | — | — | 50,085 | 25,205 | 29,395 | 45,586 | 24,401 |
| Fishmaws and Shark-fins Cwt. | 5,864 | 3,563 | 2,952 | 3,993 | 4,479 | 46,739 | 23,807 | 20,496 | 37,640 | 37,403 |
| Grain, Pulse, and Flour | 340,927 | 244,752 | 421,327 | 352,694 | 123,428 | 77,577 | 66,510 | 147,235 | 101,483 | 30,149 |
| Jadestone | 2,726 | 978 | 1,716 | 2,964 | 4,194 | 57,840 | 18,860 | 15,067 | 26,610 | 54,872 |
| Jute Manufactures | — | — | — | — | — | 29,251 | 56,081 | 40,802 | 50,927 | 39,225 |
| Opium | 29,589 | 17,055 | 10,244 | 5,023 | 1,466 | 3,963,264 | 3,019,858 | 2,403,084 | 1,084,063 | 110,712 |
| Seeds | 23,905 | 48,680 | 174,216 | 208,126 | 25,190 | 11,247 | 22,622 | 80,006 | 67,349 | 12,303 |
| Tobacco | 2,116,357 | 3,675,384 | 7,728,159 | 7,141,685 | 3,116,981 | 14,262 | 22,580 | 59,744 | 50,401 | 21,012 |
| Other Articles | — | — | — | — | — | 178,453 | 106,870 | 124,919 | 160,405 | 243,302 |
| TOTAL | — | — | — | — | — | 7,284,482 | 5,421,761 | 6,251,910 | 5,102,000 | 2,808,800 |
| CHINA—TREATY PORTS. | | | | | | | | | | |
| Imports therefrom: | | | | | | | | | | |
| Drugs and Medicines | — | — | — | — | — | 51,929 | 54,154 | 38,401 | 38,524 | 30,978 |
| Glass and Glassware (mainly Bangles) | — | — | — | — | — | 38,372 | 28,401 | 32,015 | 33,248 | 35,000 |
| Silk: | | | | | | | | | | |
| Raw | 1,077,160 | 1,309,802 | 2,584,002 | 1,782,222 | 1,404,800 | 339,717 | 473,439 | 877,706 | 633,050 | 530,848 |
| Manufactures | — | — | — | — | — | 224,257 | 253,910 | 251,977 | 267,166 | 220,081 |
| Tea | 2,243,653 | 3,833,792 | 1,589,574 | 2,271,523 | 2,756,791 | 71,378 | 113,193 | 46,368 | 73,060 | 88,491 |
| Other Articles | — | — | — | — | — | 110,275 | 110,837 | 129,278 | 101,237 | 125,727 |
| TOTAL | — | — | — | — | — | 835,928 | 1,034,024 | 1,376,825 | 1,136,804 | 1,044,981 |
| Exports of Foreign Merchandise: | | | | | | | | | | |
| Miscellaneous Articles | — | — | — | — | — | 13,109 | 4,525 | 10,633 | 8,292 | 2,274 |
| Exports of Indian Produce, &c.: | | | | | | | | | | |
| Cotton: | | | | | | | | | | |
| Raw | 67,590 | 48,097 | 118,007 | 84,707 | 146,026 | 179,120 | 129,607 | 315,487 | 226,065 | 218,082 |
| Twist and Yarn Lb. | 77,961,256 | 73,362,986 | 89,002,755 | 83,257,375 | 52,981,850 | 2,309,261 | 2,410,314 | 2,844,119 | 2,731,718 | 1,651,442 |
| Piece Goods | 1,789,779 | 212,038 | 1,130,857 | 654,825 | 70,852 | 16,200 | 2,618 | 11,638 | 6,007 | 891 |
| Grain, Pulse, and Flour Cwt. | 474,632 | 412,842 | 252,746 | 91,902 | 43,286 | 138,383 | 141,516 | 91,840 | 29,806 | 11,948 |
| Jute Manufactures | — | — | — | — | — | 171,969 | 251,982 | 400,612 | 338,405 | 304,872 |
| Opium | 14,970 | 17,142 | 12,905 | 111 | 0 | 2,203,670 | 3,614,887 | 3,242,907 | 27,533 | 0 |
| Tea | 8,216,823 | 5,007,671 | 9,111,147 | 10,950,161 | 8,288,630 | 275,236 | 136,654 | 272,792 | 338,252 | 261,191 |
| Other Articles | — | — | — | — | — | 46,180 | 43,860 | 67,895 | 102,781 | 119,417 |
| TOTAL | — | — | — | — | — | 5,430,028 | 6,730,538 | 7,337,000 | 3,801,217 | 2,687,530 |
| FEDERATED MALAY STATES. | | | | | | | | | | |
| Exports (Foreign and Indian) thereto: | | | | | | | | | | |
| Miscellaneous Articles | — | — | — | — | — | 50,008 | 88,649 | 130,479 | 147,932 | 93,912 |
| FRENCH INDO-CHINA. | | | | | | | | | | |
| Imports therefrom: | | | | | | | | | | |
| Miscellaneous Articles | — | — | — | — | — | 347 | 350 | 252 | 209 | 528 |
| Exports (Foreign and Indian) thereto: | | | | | | | | | | |
| Cotton, Raw | 9,550 | 1,830 | 0 | 141 | 3 | 27,833 | 6,075 | 0 | 185 | 6 |
| Jute Manufactures | — | — | — | — | — | 242,379 | 131,730 | 158,874 | 309,251 | 409,000 |
| Opium | 1,489 | 3,115 | 1,180 | 1,282 | 3,946 | 207,722 | 325,500 | 99,018 | 129,502 | 291,422 |
| Other Articles | — | — | — | — | — | 28,813 | 28,865 | 28,624 | 10,768 | 7,848 |
| TOTAL | — | — | — | — | — | 507,747 | 492,170 | 286,516 | 509,796 | 709,190 |

Trade with Principal Countries, distinguishing Principal Articles; Quantities and Values—continued.

| ARTICLES. | QUANTITIES. | | | | | VALUE. | | | | |
|---|-------------|------------|------------|------------|------------|-----------|------------|------------|------------|------------|
| | 1910-11. | 1911-12. | 1912-13. | 1913-14. | 1914-15. | 1910-11. | 1911-12. | 1912-13. | 1913-14. | 1914-15. |
| JAPAN. | | | | | | | | | | |
| Imports therefrom: | | | | | | £ | £ | £ | £ | £ |
| Apparel | — | — | — | — | — | 62,525 | 53,306 | 72,522 | 68,437 | 43,107 |
| Camphor | — | — | — | — | — | 63,737 | 79,500 | 94,692 | 83,198 | 108,904 |
| Coal, Coke, and Patent Fuel | 740,741 | 859,684 | 1,088,640 | 1,053,784 | 1,322,913 | 16,733 | 16,343 | 112,104 | 83,676 | 45,820 |
| Cotton Hosiery | 13,629 | 14,093 | 107,738 | 74,564 | 41,042 | 461,339 | 438,035 | 414,951 | 555,865 | 443,618 |
| Other Cotton Manufactures, including Twist and Yarn | — | — | — | — | — | 37,030 | 65,656 | 124,238 | 247,395 | 291,787 |
| Earthenware and Porcelain | — | — | — | — | — | 21,706 | 26,702 | 30,984 | 42,269 | 27,389 |
| Glass and Glassware | — | — | — | — | — | 84,917 | 92,397 | 150,850 | 105,422 | 131,015 |
| Haberdashery and Millinery | — | — | — | — | — | 62,612 | 86,083 | 71,334 | 101,204 | 72,771 |
| Matches | — | — | — | — | — | 135,996 | 154,134 | 261,377 | 260,455 | 460,508 |
| Metals (mainly Copper) Tons | 4,393 | 2,052 | 807 | 3,540 | 5,344 | 287,858 | 144,533 | 61,690 | 276,180 | 263,463 |
| Silk Manufactures | — | — | — | — | — | 795,103 | 905,898 | 1,030,300 | 965,622 | 625,670 |
| Spices | 1,506,196 | 1,439,215 | 2,124,633 | 2,625,515 | 2,235,926 | 24,604 | 22,182 | 29,783 | 25,688 | 19,009 |
| Umbrella Fittings | — | — | — | — | — | 26,586 | 35,049 | 28,210 | 44,965 | 26,029 |
| Other Articles | — | — | — | — | — | 167,189 | 194,469 | 228,088 | 326,409 | 407,342 |
| TOTAL | — | — | — | — | — | 2,247,935 | 2,318,307 | 2,711,132 | 3,186,782 | 2,966,423 |
| Exports of Foreign Merchandise: | | | | | | | | | | |
| Miscellaneous Articles | — | — | — | — | — | 6,785 | 10,497 | 16,238 | 14,102 | 7,365 |
| Exports of Indian Produce, &c.: | | | | | | | | | | |
| Cotton, Raw | 2,852,453 | 3,514,651 | 3,591,768 | 4,817,560 | 4,454,931 | 8,253,427 | 9,475,639 | 9,664,544 | 12,934,223 | 9,537,673 |
| Grain, Pulse, and Flour: | | | | | | | | | | |
| Rice | 1,232,348 | 2,818,455 | 4,826,648 | 3,222,996 | 162,085 | 371,272 | 1,134,287 | 1,812,012 | 1,078,722 | 51,394 |
| Other Sorts | 94,745 | 41,749 | 191,236 | 206,060 | 144,605 | 25,309 | 10,437 | 55,986 | 53,986 | 36,438 |
| Hides and Skins, dressed or tanned | 7,798 | 8,795 | 9,146 | 7,491 | 8,612 | 86,624 | 95,703 | 102,511 | 88,378 | 108,419 |
| Jute, Raw | 3,302 | 3,959 | 4,652 | 3,703 | 3,218 | 48,693 | 72,399 | 97,729 | 109,668 | 56,159 |
| Manufactures | — | — | — | — | — | 38,154 | 45,513 | 45,539 | 98,973 | 196,540 |
| Manures | 4,905 | 6,658 | 9,892 | 11,871 | 6,933 | 22,604 | 31,026 | 50,243 | 63,389 | 34,135 |
| Metals (chiefly Iron or Steel) | 75 | 3,667 | 83,955 | 81,437 | 39,086 | 1,030 | 11,817 | 281,042 | 248,207 | 119,691 |
| Oilcakes | 297,576 | 502,468 | 736,786 | 929,615 | 341,074 | 58,606 | 98,559 | 146,458 | 200,641 | 69,365 |
| Opium | 0 | 624 | 1,392 | 1,170 | 1,318 | 0 | 76,817 | 129,545 | 119,918 | 100,659 |
| Paraffin Wax | 27,122 | 39,900 | 26,674 | 88,059 | 57,566 | 40,904 | 55,053 | 40,459 | 57,724 | 87,310 |
| Other Articles | — | — | — | — | — | 49,745 | 44,467 | 46,776 | 61,860 | 37,823 |
| TOTAL | — | — | — | — | — | 8,996,568 | 11,152,767 | 12,472,839 | 15,115,884 | 10,435,606 |
| JAVA. | | | | | | | | | | |
| Imports therefrom: | | | | | | | | | | |
| Sugar | 10,531,581 | 10,007,533 | 10,957,862 | 13,406,667 | 8,654,109 | 5,954,305 | 6,250,013 | 6,294,535 | 7,096,335 | 5,340,603 |
| Teak | 5,386 | 3,595 | 3,299 | 2,516 | 4,559 | 29,068 | 22,404 | 21,657 | 19,551 | 37,817 |
| Other Articles (mainly Tea) | — | — | — | — | — | 50,580 | 41,631 | 43,213 | 47,700 | 101,783 |
| TOTAL | — | — | — | — | — | 6,033,973 | 6,314,048 | 6,359,405 | 7,163,586 | 5,480,203 |
| Exports of Foreign Merchandise: | | | | | | | | | | |
| Miscellaneous Articles | — | — | — | — | — | 5,234 | 5,826 | 7,790 | 11,661 | 8,691 |
| Exports of Indian Produce, &c.: | | | | | | | | | | |
| Cotton, Twist and Yarn | 1,351,438 | 1,018,050 | 237,550 | 246,720 | 89,870 | 55,426 | 43,324 | 9,758 | 9,320 | 3,193 |
| Jute, Gunny Bags | 11,533,400 | 9,774,800 | 17,025,301 | 17,851,036 | 19,516,585 | 229,803 | 213,840 | 426,608 | 464,745 | 477,575 |
| Opium | 3,117 | 3,219 | 4,415 | 4,789 | 3,887 | 386,825 | 362,120 | 383,408 | 472,199 | 282,252 |
| Rice | 5,162,193 | 5,556,779 | 3,198,569 | 788,232 | 1,378,495 | 1,655,975 | 2,139,809 | 1,246,670 | 261,158 | 409,836 |
| Seeds | 4,422 | 9,851 | 10,553 | 5,894 | 2,828 | 27,432 | 63,245 | 70,572 | 35,247 | 17,912 |
| Other Articles | — | — | — | — | — | 33,234 | 23,022 | 22,716 | 42,634 | 35,336 |
| TOTAL | — | — | — | — | — | 2,388,695 | 2,845,360 | 2,159,782 | 1,285,308 | 1,225,904 |
| MALDIVES. | | | | | | | | | | |
| Imports therefrom: | | | | | | | | | | |
| Miscellaneous Articles | — | — | — | — | — | 8,645 | 8,804 | 10,561 | 10,892 | 10,167 |
| Exports (Foreign and Indian) therefrom: | | | | | | | | | | |
| Miscellaneous Articles | — | — | — | — | — | 9,533 | 10,486 | 18,969 | 9,458 | 10,983 |
| PERSIA. | | | | | | | | | | |
| Imports therefrom: | | | | | | | | | | |
| Drugs and Medicines | — | — | — | — | — | 29,421 | 22,200 | 24,626 | 27,308 | 22,430 |
| Fruits and Vegetables | — | — | — | — | — | 128,160 | 135,861 | 127,176 | 125,355 | 164,769 |
| Gums and Resins | 30,111 | 18,823 | 28,467 | 30,963 | 3,931 | 26,364 | 17,760 | 28,442 | 32,329 | 3,691 |
| Hides and Skins, Raw | 7,632 | 6,707 | 8,854 | 11,133 | 7,751 | 21,138 | 18,670 | 24,748 | 30,800 | 21,581 |
| Oils, Mineral | 1 | 80 | 1,258,438 | 5,595,189 | 9,973,597 | 0 | 4 | 33,053 | 103,424 | 124,165 |
| Precious Stones and Pearls (unset) | — | — | — | — | — | 83,247 | 59,200 | 87,780 | 10,840 | 6,200 |
| Wool, Raw | 1,928,309 | 2,065,249 | 2,551,840 | 2,732,260 | 2,678,910 | 61,671 | 62,328 | 80,668 | 82,608 | 83,165 |
| Other Articles | — | — | — | — | — | 63,543 | 89,260 | 66,843 | 61,977 | 43,355 |
| TOTAL | — | — | — | — | — | 413,539 | 405,283 | 473,336 | 474,726 | 469,296 |

Trade with Principal Countries, distinguishing Principal Articles; Quantities and Values—continued.

| ARTICLES. | QUANTITIES. | | | | | VALUE. | | | | |
|--|-------------|-------------|-------------|-------------|-------------|-----------|-----------|-----------|-----------|-----------|
| | 1910-11. | 1911-12. | 1912-13. | 1913-14. | 1914-15. | 1910-11. | 1911-12. | 1912-13. | 1913-14. | 1914-15. |
| PERSIA—cont. | | | | | | | | | | |
| Exports of Foreign Merchandise: | | | | | | £ | £ | £ | £ | £ |
| Cotton Twist and Yarn Lb. | 718,660 | 506,500 | 541,300 | 721,500 | 416,900 | 42,834 | 29,815 | 32,099 | 42,386 | 23,616 |
| Metals - Tons | 762 | 716 | 784 | 916 | 733 | 241,242 | 335,600 | 229,285 | 279,730 | 130,114 |
| Sugar - Cwt. | 99,786 | 39,318 | 35,255 | 24,548 | 64,314 | 24,746 | 22,488 | 20,310 | 37,886 | 25,478 |
| Other Articles | — | — | — | — | — | 70,883 | 28,614 | 25,714 | 19,782 | 55,839 |
| TOTAL | — | — | — | — | — | 481,894 | 514,955 | 409,094 | 498,900 | 341,031 |
| Exports of Indian Produce, &c.: | | | | | | | | | | |
| Cotton Twist and Yarn Lb. | 2,541,335 | 1,587,326 | 1,874,450 | 1,805,000 | 1,767,756 | 99,837 | 65,403 | 70,377 | 73,877 | 60,230 |
| Manufactures | — | — | — | — | — | 77,779 | 85,487 | 73,240 | 100,900 | 68,882 |
| Grain, Pulse, and Flour: | | | | | | | | | | |
| Rice - Cwt. | 114,630 | 109,830 | 170,490 | 256,900 | 126,106 | 44,766 | 48,559 | 79,609 | 132,492 | 64,073 |
| Other Sorts - " | 51,302 | 11,492 | 27,690 | 61,975 | 19,018 | 19,014 | 4,880 | 12,481 | 37,701 | 9,100 |
| Jute Manufactures | — | — | — | — | — | 13,646 | 18,358 | 10,834 | 15,803 | 12,876 |
| Tea, Black - Lbs. | 312,614 | 416,443 | 372,623 | 246,205 | 2,049,234 | 9,356 | 13,506 | 11,590 | 9,353 | 82,520 |
| Other Articles | — | — | — | — | — | 71,668 | 76,647 | 74,142 | 89,287 | 70,059 |
| TOTAL | — | — | — | — | — | 336,246 | 312,840 | 338,282 | 438,833 | 383,040 |
| PHILIPPINES. | | | | | | | | | | |
| Imports therefrom: | | | | | | | | | | |
| Hemp, Raw - Cwt. | 24,874 | 24,998 | 27,157 | 20,564 | 31,601 | 33,574 | 29,295 | 36,093 | 31,874 | 41,778 |
| Other Articles | — | — | — | — | — | 4,274 | 4,934 | 8,692 | 7,720 | 4,590 |
| TOTAL | — | — | — | — | — | 37,848 | 34,229 | 44,785 | 39,594 | 46,368 |
| Exports (Foreign and Indian) thereto: | | | | | | | | | | |
| Jute Manufactures, including Twist and Yarn - Cwt. | — | — | — | — | — | 17,604 | 21,045 | 26,214 | 38,401 | 48,233 |
| Rice - Cwt. | 180,000 | 380,309 | 521,371 | 0 | 57,041 | 52,852 | 160,601 | 213,013 | 0 | 15,279 |
| Other Articles | — | — | — | — | — | 30,023 | 25,587 | 26,030 | 15,000 | 18,400 |
| TOTAL | — | — | — | — | — | 100,479 | 213,233 | 265,266 | 54,361 | 81,931 |
| SIAM. | | | | | | | | | | |
| Imports therefrom: | | | | | | | | | | |
| Teak - Cub. Tons | 48,284 | 37,534 | 24,332 | 15,867 | 22,631 | 288,470 | 232,122 | 164,314 | 141,175 | 218,394 |
| Other Articles | — | — | — | — | — | 3,932 | 17,728 | 42,479 | 44,175 | 63,654 |
| TOTAL | — | — | — | — | — | 292,402 | 249,850 | 206,793 | 185,350 | 282,048 |
| Exports of Foreign Merchandise: | | | | | | | | | | |
| Miscellaneous Articles | — | — | — | — | — | 21,271 | 14,252 | 11,578 | 11,410 | 9,945 |
| Exports of Indian Produce, &c.: | | | | | | | | | | |
| Cotton Piece Goods - Yds. | 3,647,825 | 3,594,252 | 4,551,202 | 4,913,492 | 3,926,539 | 51,686 | 56,012 | 65,467 | 80,139 | 62,920 |
| Jute, Gunny Bags - No. | 13,077,000 | 3,432,518 | 6,140,420 | 13,022,891 | 12,235,762 | 242,701 | 67,465 | 134,092 | 304,872 | 294,184 |
| Opium - Cwt. | 73 | 1,681 | 2,692 | 1,656 | 2,923 | 10,217 | 190,657 | 253,177 | 164,030 | 204,328 |
| Other Articles | — | — | — | — | — | 44,359 | 48,067 | 54,305 | 72,904 | 65,806 |
| TOTAL | — | — | — | — | — | 348,963 | 362,201 | 517,041 | 621,945 | 617,238 |
| STRAITS SETTLEMENTS. | | | | | | | | | | |
| Imports therefrom: | | | | | | | | | | |
| Canes and Rattans - Cwt. | 46,206 | 48,034 | 42,512 | 62,884 | 45,918 | 28,236 | 30,255 | 28,216 | 30,022 | 29,103 |
| Cotton Manufactures, including Twist and Yarn | — | — | — | — | — | 60,015 | 74,236 | 50,485 | 31,820 | 21,704 |
| Dyeing and Tanning Substances (chiefly Gambier) | — | — | — | — | — | 48,400 | 50,845 | 62,078 | 50,093 | 45,978 |
| Fish - Cwt. | 142,074 | 129,755 | 134,019 | 132,456 | 130,340 | 129,553 | 137,289 | 139,095 | 150,854 | 141,190 |
| Fruits and Vegetables | — | — | — | — | — | 38,442 | 41,159 | 40,190 | 38,977 | 35,950 |
| Gums and Resins (chiefly Benjamin) - Cwt. | 12,932 | 17,625 | 15,795 | 14,533 | 13,283 | 29,313 | 45,800 | 41,992 | 34,212 | 31,820 |
| Matches | — | — | — | — | — | 83,876 | 68,040 | 12,127 | 4,785 | 8,185 |
| Metals: Tin - Cwt. | 33,212 | 30,386 | 26,645 | 37,122 | 33,082 | 270,176 | 292,458 | 292,705 | 378,542 | 278,051 |
| Oil, Mineral - Gals. | 7,676,518 | 5,855,802 | 4,306,739 | 3,917,114 | 8,225,977 | 178,318 | 84,090 | 88,557 | 78,055 | 213,737 |
| Provisions | — | — | — | — | — | 133,780 | 148,539 | 182,899 | 190,792 | 165,022 |
| Rice - Cwt. | 123,498 | 1,141 | 2,630 | 223,930 | 319,716 | 51,517 | 542 | 1,376 | 117,394 | 151,909 |
| Silk, Raw - Lb. | 199,244 | 220,653 | 106,377 | 105,134 | 62,406 | 52,238 | 60,630 | 33,292 | 31,777 | 17,856 |
| Spices: | | | | | | | | | | |
| Betelnuts | 124,186,602 | 116,393,268 | 118,033,366 | 114,686,787 | 126,646,405 | 564,377 | 576,839 | 628,393 | 638,100 | 600,748 |
| Other - " | 6,565,641 | 4,001,972 | 3,936,256 | 3,471,524 | 2,531,643 | 105,111 | 76,025 | 87,853 | 78,500 | 54,588 |
| Sugar - Cwt. | 11,641 | 11,863 | 71,027 | 57,962 | 35,137 | 8,751 | 10,056 | 51,937 | 30,133 | 25,400 |
| Wood and Timber | — | — | — | — | — | 43,206 | 47,040 | 47,564 | 79,173 | 63,805 |
| Other Articles | — | — | — | — | — | 243,652 | 240,800 | 267,824 | 293,623 | 267,292 |
| TOTAL | — | — | — | — | — | 2,069,061 | 1,985,243 | 2,057,024 | 2,281,752 | 2,250,060 |
| Exports of Foreign Merchandise: | | | | | | | | | | |
| Cotton Manufactures (including Twist and Yarn) - Lb. | 386,708 | 540,944 | 252,355 | 1,199,563 | 780,545 | 33,241 | 35,839 | 33,022 | 31,847 | 22,476 |
| Spices | — | — | — | — | — | 6,930 | 12,643 | 4,929 | 30,060 | 20,503 |
| Other Articles | — | — | — | — | — | 71,402 | 74,287 | 84,200 | 91,734 | 60,006 |
| TOTAL | — | — | — | — | — | 111,573 | 122,769 | 121,960 | 156,441 | 103,987 |

Trade with Principal Countries, distinguishing Principal Articles; Quantities and Values—continued.

| ARTICLES. | QUANTITIES. | | | | | VALUE. | | | | |
|---|-------------|-----------|-----------|-----------|-----------|-----------|-----------|-----------|-----------|-----------|
| | 1910-11. | 1911-12. | 1912-13. | 1913-14. | 1914-15. | 1910-11. | 1911-12. | 1912-13. | 1913-14. | 1914-15. |
| STRAITS SETTLEMENTS—cont. | | | | | | £ | £ | £ | £ | £ |
| Exports of Indian Produce, &c.: | | | | | | | | | | |
| Animals, Living - No. | 48,376 | 50,938 | 71,918 | 66,766 | 43,567 | 33,824 | 39,735 | 62,586 | 64,316 | 30,664 |
| Coal and Coke - Tons | 223,975 | 198,255 | 155,005 | 183,609 | 101,141 | 129,976 | 113,560 | 107,980 | 118,959 | 56,773 |
| Cotton: | | | | | | | | | | |
| Twist and Yarn - Lb. | 3,118,024 | 4,485,296 | 4,575,650 | 4,786,876 | 4,786,300 | 113,098 | 174,907 | 175,884 | 183,230 | 162,976 |
| Manufactures - Cwt. | — | — | — | — | — | 341,523 | 358,277 | 427,776 | 482,700 | 400,991 |
| Fish - Cwt. | 3,518 | 3,943 | 3,995 | 4,348 | 3,187 | 21,951 | 21,633 | 24,683 | 26,802 | 23,522 |
| Fodder, &c. - Cwt. | — | — | — | — | — | 81,406 | 109,683 | 134,451 | 102,394 | 83,249 |
| Fruits and Vegetables - Cwt. | — | — | — | — | — | 71,786 | 77,811 | 92,091 | 105,518 | 77,187 |
| Hides and Skins: | | | | | | | | | | |
| Raw and Dressed - Cwt. | 3,991 | 2,983 | 3,556 | 2,037 | 2,285 | 40,248 | 31,279 | 33,253 | 25,211 | 24,597 |
| Jute Manufactures - Tons | — | — | — | — | — | 223,644 | 180,372 | 218,250 | 272,744 | 277,804 |
| Metals - Tons | 474 | 693 | 590 | 436 | 584 | 14,456 | 37,798 | 38,018 | 37,051 | 26,940 |
| Opium - Cwt. | 13,402 | 9,795 | 7,473 | 2,255 | 1,107 | 1,692,053 | 1,099,801 | 704,870 | 226,500 | 80,572 |
| Provisions - Cwt. | — | — | — | — | — | 89,945 | 87,118 | 105,075 | 134,847 | 100,308 |
| Pulse - Cwt. | 146,561 | 127,471 | 162,111 | 174,324 | 124,145 | 50,966 | 44,009 | 61,417 | 65,498 | 53,148 |
| Rice - Cwt. | 5,834,723 | 7,730,863 | 8,187,592 | 5,691,855 | 4,656,962 | 1,734,208 | 2,867,793 | 3,312,864 | 1,915,043 | 1,471,404 |
| Seeds - Cwt. | 83,252 | 82,442 | 83,985 | 110,694 | 68,757 | 69,260 | 55,637 | 47,104 | 60,475 | 47,930 |
| Spices - Lb. | 2,451,654 | 2,685,978 | 4,308,055 | 3,569,698 | 4,583,737 | 24,226 | 23,927 | 36,945 | 29,636 | 47,157 |
| Tobacco - Cwt. | 3,156,649 | 3,558,993 | 3,703,883 | 3,728,452 | 3,537,707 | 79,242 | 88,708 | 97,151 | 105,425 | 104,267 |
| Wheat Flour - Cwt. | 43,125 | 53,258 | 73,896 | 70,589 | 56,689 | 20,248 | 23,411 | 35,177 | 33,565 | 29,132 |
| Other Articles - Cwt. | — | — | — | — | — | 237,746 | 299,299 | 291,688 | 377,555 | 266,281 |
| TOTAL | — | — | — | — | — | 5,074,806 | 5,734,658 | 6,006,663 | 4,367,462 | 3,364,902 |
| SUMATRA. | | | | | | | | | | |
| Imports therefrom: | | | | | | | | | | |
| Mineral Oil - Gals. | 6,365,483 | 2,026,616 | 4,900,586 | 1,465,317 | 1,266,166 | 163,584 | 32,472 | 81,202 | 12,199 | 25,481 |
| Other Articles - Gals. | — | — | — | — | — | 404 | 123 | 158 | 535 | 16 |
| TOTAL | — | — | — | — | — | 163,988 | 32,595 | 81,360 | 12,734 | 25,497 |
| Exports (Foreign and Indian) thereto: | | | | | | | | | | |
| Coal, Coke, and Patent Fuel - Tons | 111,758 | 110,049 | 180,139 | 97,698 | 72,911 | 67,440 | 67,222 | 86,759 | 59,179 | 42,672 |
| Rice - Cwt. | 259,996 | 189,350 | 107,028 | 112,892 | 335,340 | 83,901 | 67,037 | 40,699 | 36,107 | 99,005 |
| Other Articles - Cwt. | — | — | — | — | — | 11,655 | 45,706 | 55,101 | 35,691 | 43,870 |
| TOTAL | — | — | — | — | — | 162,996 | 179,965 | 182,559 | 130,977 | 185,547 |
| TURKEY, ASIATIC (LEVANT AND BLACK SEA).* | | | | | | | | | | |
| Imports therefrom: | | | | | | | | | | |
| Miscellaneous Articles - Cwt. | — | — | — | — | — | — | 31,856 | 42,741 | 16,888 | 6,592 |
| Exports of Foreign Merchandise: | | | | | | | | | | |
| Miscellaneous Articles - Cwt. | — | — | — | — | — | — | 2,849 | 906 | 3,479 | 532 |
| Exports of Indian Produce, &c.: | | | | | | | | | | |
| Cotton Twist and Yarn - Lb. | — | 4,788,530 | 4,568,589 | 5,108,862 | 3,322,400 | — | 156,860 | 145,127 | 168,482 | 110,583 |
| Hides and Skins - Cwt. | — | 31,673 | 19,539 | 31,247 | 10,916 | — | 82,946 | 38,647 | 84,032 | 31,114 |
| Jute Manufactures - Cwt. | — | — | — | — | — | — | 59,049 | 76,660 | 99,455 | 61,746 |
| Rice - Cwt. | — | 1,062,915 | 890,068 | 790,515 | 428,382 | — | 381,882 | 327,648 | 269,182 | 149,746 |
| Tea, Black - Lb. | — | 654,317 | 981,017 | 503,946 | 69,426 | — | 21,614 | 27,898 | 17,504 | 2,714 |
| Other Articles - Cwt. | — | — | — | — | — | — | 32,623 | 29,409 | 37,918 | 11,549 |
| TOTAL | — | — | — | — | — | — | 734,974 | 645,379 | 676,523 | 367,452 |
| TURKEY, ASIATIC (RED SEA).* | | | | | | | | | | |
| Imports therefrom: | | | | | | | | | | |
| Salt - Tons | — | 56,190 | 37,787 | 76,311 | 32,187 | — | 52,322 | 35,611 | 70,841 | 32,037 |
| Other Articles - Tons | — | — | — | — | — | — | 2,435 | 3,535 | 9,169 | 10,933 |
| TOTAL | — | — | — | — | — | — | 54,757 | 39,146 | 80,010 | 42,970 |
| Exports of Foreign Merchandise - Cwt. | — | — | — | — | — | — | 6,104 | 4,886 | 39,983 | 33,418 |
| Exports of Indian Produce, &c.: | | | | | | | | | | |
| Rice - Cwt. | — | 329,127 | 607,768 | 605,590 | 347,946 | — | 119,497 | 272,958 | 295,580 | 170,885 |
| Wheat Flour - Cwt. | — | 26,669 | 15,130 | 187,029 | 150,777 | — | 12,362 | 7,212 | 107,068 | 83,654 |
| Other Articles - Cwt. | — | — | — | — | — | — | 20,149 | 29,415 | 156,365 | 139,533 |
| TOTAL | — | — | — | — | — | — | 152,008 | 309,583 | 559,013 | 444,072 |
| TURKEY, ASIATIC (PERSIAN GULF).* | | | | | | | | | | |
| Imports therefrom: | | | | | | | | | | |
| Fruits and Vegetables (chiefly Dates) - Cwt. | — | — | — | — | — | — | 206,210 | 160,442 | 224,357 | 147,206 |
| Grain, Pulse, and Flour - Cwt. | — | 44,148 | 81,713 | 1,889 | 4,530 | — | 21,256 | 39,352 | 805 | 1,829 |
| Horses - No. | — | 1,460 | 682 | 1,322 | 67 | — | 29,230 | 13,076 | 28,140 | 1,420 |
| Precious Stones and Pearls (unset) - Cwt. | — | — | — | — | — | — | — | — | — | — |
| Other Articles - Cwt. | — | — | — | — | — | — | 33,610 | 44,210 | 1,383 | 0 |
| TOTAL | — | — | — | — | — | — | 36,151 | 35,789 | 27,627 | 19,041 |
| Exports of Foreign Merchandise: | | | | | | | | | | |
| Cotton Manufactures (including Twist and Yarn) - Cwt. | — | — | — | — | — | — | 26,156 | 18,134 | 22,076 | 8,196 |
| Metals - Tons | — | 602 | 681 | 499 | 301 | — | 21,578 | 19,476 | 26,147 | 13,635 |
| Other Articles - Tons | — | — | — | — | — | — | 72,176 | 97,786 | 81,146 | 46,208 |
| TOTAL | — | — | — | — | — | — | 119,910 | 135,396 | 129,369 | 68,039 |

* Included in "Turkey, Asiatic (Total)" prior to 1911-12.

Trade with Principal Countries, distinguishing Principal Articles; Quantities and Values—concluded.

| ARTICLES. | QUANTITIES. | | | | | VALUE. | | | | |
|--|-------------|------------|------------|------------|------------|-----------|-----------|-----------|-----------|-----------|
| | 1910-11. | 1911-12. | 1912-13. | 1913-14. | 1914-15. | 1910-11. | 1911-12. | 1912-13. | 1913-14. | 1914-15. |
| TURKEY, ASIATIC (PERSIAN GULF*—cont. | | | | | | | | | | |
| Exports of Indian Produce, &c.: | | | | | | £ | £ | £ | £ | £ |
| Coffee - Cwt. | — | 10,917 | 6,505 | 4,482 | 4,046 | — | 39,558 | 94,496 | 17,287 | 14,117 |
| Cotton Manufactures: | | | | | | | | | | |
| Twist and Yarn - Lb. | — | 2,810,933 | 1,870,600 | 2,085,600 | 1,114,900 | — | 94,849 | 61,647 | 66,909 | 38,328 |
| Other Sorts - | — | — | — | — | — | — | 90,955 | 91,809 | 131,472 | 42,351 |
| Dyeing and Tanning Substances - Cwt. | — | 9,495 | 8,555 | 10,246 | 1,896 | — | 28,359 | 24,301 | 22,802 | 6,146 |
| Jute, Gunny Bags - No. | — | 1,868,521 | 1,530,159 | 1,227,475 | 318,200 | — | 37,941 | 35,072 | 29,614 | 7,565 |
| Rice - Cwt. | — | 191,091 | 103,442 | 225,045 | 76,187 | — | 70,873 | 47,206 | 101,157 | 35,135 |
| Spices - Lb. | — | 746,868 | 1,338,968 | 1,064,199 | 388,494 | — | 16,455 | 30,950 | 23,919 | 8,730 |
| Tea, Black - " | — | 2,258,359 | 3,112,250 | 1,967,401 | 997,577 | — | 75,131 | 99,816 | 73,294 | 40,599 |
| Other Articles - | — | — | — | — | — | — | 90,824 | 85,388 | 82,655 | 31,042 |
| TOTAL | — | — | — | — | — | — | 544,945 | 500,685 | 549,113 | 222,913 |
| TURKEY, ASIATIC (TOTAL). | | | | | | | | | | |
| Imports therefrom: | | | | | | | | | | |
| Animals, Living - No. | 2,562 | 1,469 | 683 | 1,343 | 305 | 50,087 | 29,288 | 13,096 | 28,437 | 1,587 |
| Fruits and Vegetables (chiefly Dates) - | — | — | — | — | — | 224,570 | 217,390 | 185,190 | 340,780 | 153,898 |
| Grain, Pulse, and Flour Cwt. | 8,954 | 44,150 | 81,713 | 1,919 | 4,725 | 3,591 | 21,257 | 39,352 | 822 | 1,922 |
| Precious Stones and Pearls (unset) - | — | — | — | — | — | 42,020 | 34,363 | 45,036 | 1,860 | 140 |
| Salt - Tons | 53,373 | 66,571 | 37,787 | 76,311 | 32,187 | 48,496 | 61,742 | 35,611 | 70,841 | 32,017 |
| Other Articles - | — | — | — | — | — | 51,630 | 49,030 | 56,471 | 36,420 | 29,474 |
| TOTAL | — | — | — | — | — | 420,334 | 413,070 | 374,756 | 379,160 | 219,958 |
| Exports of Foreign Merchandise: | | | | | | | | | | |
| Cotton Manufactures, including Twist and Yarn - | — | — | — | — | — | 30,676 | 27,208 | 18,280 | 39,744 | 17,522 |
| Metals - Tons | 956 | 602 | 683 | 653 | 415 | 35,086 | 21,578 | 19,491 | 30,927 | 10,894 |
| Sugar - Cwt. | 22,570 | 17,276 | 29,793 | 16,421 | 18,473 | 15,480 | 12,046 | 21,968 | 12,970 | 14,108 |
| Other Articles - | — | — | — | — | — | 63,684 | 68,031 | 81,449 | 89,190 | 53,407 |
| TOTAL | — | — | — | — | — | 144,926 | 128,863 | 141,188 | 172,831 | 101,980 |
| Exports of Indian Produce, &c.: | | | | | | | | | | |
| Cotton Manufactures: | | | | | | | | | | |
| Twist and Yarn - Lb. | 9,892,676 | 7,600,163 | 6,439,564 | 7,259,862 | 4,507,400 | 311,017 | 251,730 | 206,831 | 237,914 | 149,148 |
| Other Sorts - | — | — | — | — | — | 220,913 | 93,020 | 92,992 | 130,983 | 52,559 |
| Hides, Raw - Cwt. | 33,371 | 31,132 | 16,088 | 30,170 | 10,114 | 80,976 | 79,067 | 35,868 | 70,894 | 25,977 |
| Indigo - | 2,740 | 2,666 | 2,731 | 2,800 | 498 | 40,188 | 39,267 | 35,213 | 36,948 | 7,323 |
| Jute, Gunny Bags - No. | 6,591,643 | 4,036,121 | 4,069,594 | 4,556,125 | 2,292,980 | 125,805 | 87,320 | 101,618 | 116,879 | 62,488 |
| Rice - Cwt. | 653,780 | 1,583,133 | 1,591,298 | 1,621,150 | 852,515 | 223,785 | 572,252 | 647,812 | 665,860 | 355,703 |
| Spices - Lb. | 1,270,356 | 753,106 | 1,367,599 | 2,135,459 | 1,422,998 | 27,640 | 16,575 | 31,663 | 45,077 | 25,963 |
| Tea, Black - " | 3,633,060 | 3,124,300 | 4,396,075 | 2,829,625 | 1,229,826 | 114,681 | 103,455 | 138,265 | 101,980 | 49,653 |
| Other Articles - | — | — | — | — | — | 145,117 | 180,241 | 165,387 | 363,105 | 300,162 |
| TOTAL | — | — | — | — | — | 1,290,122 | 1,431,927 | 1,455,640 | 1,784,649 | 1,634,437 |
| AUSTRALIA. | | | | | | | | | | |
| Imports therefrom: | | | | | | | | | | |
| Coal - Tons | 44,505 | 35,718 | 95,596 | 47,329 | 32,433 | 44,798 | 39,046 | 100,622 | 50,653 | 36,286 |
| Horses - No. | 8,200 | 7,417 | 5,502 | 6,140 | 10,212 | 280,283 | 221,251 | 157,278 | 159,350 | 270,044 |
| Railway Materials - | — | — | — | — | — | 236,434 | 280,764 | 218,476 | 194,820 | 98,077 |
| Wood, Unmanufactured - | — | — | — | — | — | 64,977 | 60,351 | 34,195 | 56,129 | 49,532 |
| Wool, Raw - Lb. | 700,318 | 445,772 | 459,850 | 522,859 | 296,492 | 82,766 | 17,988 | 23,247 | 27,625 | 16,067 |
| Other Articles - | — | — | — | — | — | 97,345 | 111,313 | 102,384 | 122,446 | 90,492 |
| TOTAL | — | — | — | — | — | 756,603 | 730,713 | 636,292 | 611,923 | 597,098 |
| Exports of Foreign Merchandise: | | | | | | | | | | |
| Miscellaneous Articles - | — | — | — | — | — | 2,241 | 5,514 | 3,108 | 3,483 | 5,936 |
| Exports of Indian Produce, &c.: | | | | | | | | | | |
| Coffee - Cwt. | 10,562 | 8,398 | 12,913 | 6,684 | 13,242 | 36,989 | 31,586 | 50,503 | 26,088 | 52,188 |
| Hides and Skins, Raw - | 9,400 | 5,757 | 4,495 | 1,964 | 2,907 | 48,640 | 23,452 | 24,216 | 12,286 | 19,738 |
| Jute Manufactures: | | | | | | | | | | |
| Gunny Bags - No. | 68,825,585 | 42,698,765 | 33,125,380 | 64,869,311 | 53,625,963 | 1,251,545 | 901,789 | 927,412 | 1,669,486 | 1,432,648 |
| Gunny Cloth - Yds. | 22,522,678 | 19,543,430 | 20,619,299 | 25,752,480 | 27,487,450 | 178,098 | 172,946 | 221,754 | 316,266 | 335,094 |
| Oils, Vegetable (chiefly Castor) - Gals. | 500,716 | 638,250 | 318,266 | 380,796 | 311,861 | 47,890 | 62,675 | 20,211 | 33,355 | 27,450 |
| Paraffin Wax - Cwt. | 33,174 | 30,497 | 21,758 | 34,594 | 27,565 | 50,295 | 46,264 | 52,801 | 52,472 | 41,863 |
| Rice - | 417,999 | 484,281 | 669,918 | 414,254 | 542,552 | 117,126 | 155,741 | 228,056 | 124,167 | 153,809 |
| Tea - Lb. | 8,782,120 | 9,581,874 | 8,969,397 | 9,395,399 | 10,547,278 | 260,233 | 296,585 | 268,534 | 315,892 | 351,830 |
| Other Articles - | — | — | — | — | — | 127,078 | 165,506 | 172,356 | 178,421 | 219,739 |
| TOTAL | — | — | — | — | — | 2,117,893 | 1,851,634 | 1,954,842 | 2,728,533 | 2,625,389 |
| NEW ZEALAND. | | | | | | | | | | |
| Imports therefrom: | | | | | | | | | | |
| Miscellaneous Articles - | — | — | — | — | — | 3,736 | 560 | 264 | 198 | 668 |
| Exports of Foreign Merchandise: | | | | | | | | | | |
| Miscellaneous Articles - | — | — | — | — | — | 193 | 356 | 608 | 506 | 303 |
| Exports of Indian Produce, &c.: | | | | | | | | | | |
| Jute Manufactures - | | | | | | | | | | |
| Manures - Tons | 7,310 | 4,002 | 3,766 | 2,055 | 1,975 | 34,127 | 20,201 | 19,654 | 12,010 | 11,690 |
| Oils, Vegetable (chiefly Castor and Linseed) - Gals. | 151,994 | 196,743 | 162,736 | 174,989 | 213,856 | 16,565 | 21,080 | 18,718 | 19,075 | 23,042 |
| Tea - Lb. | 564,840 | 442,258 | 426,428 | 309,353 | 443,327 | 18,141 | 14,629 | 12,929 | 10,397 | 14,929 |
| Other Articles - | — | — | — | — | — | 22,651 | 32,693 | 34,340 | 57,383 | 55,295 |
| TOTAL | — | — | — | — | — | 296,071 | 294,922 | 370,220 | 372,552 | 404,681 |
| FIJI ISLANDS. | | | | | | | | | | |
| Exports of Indian Produce, &c.: | | | | | | | | | | |
| Jute, Gunny Bags - No. | 922,950 | 704,290 | 687,400 | 413,150 | 241,700 | 16,374 | 14,286 | 19,001 | 11,243 | 6,444 |
| Rice - Cwt. | 10,816 | 67,573 | 22,860 | 8,058 | 4,039 | 3,955 | 25,112 | 9,898 | 3,731 | 1,964 |
| Other Articles - | — | — | — | — | — | 16,702 | 28,285 | 28,213 | 22,600 | 23,630 |
| TOTAL | — | — | — | — | — | 37,031 | 67,783 | 57,112 | 37,634 | 32,038 |

* Included in "Turkey, Asiatic (Total)" prior to 1911-12.

IMPORTS OF TREASURE FROM DIFFERENT COUNTRIES.

| COUNTRIES. | 1910-11. | 1911-12. | 1912-13. | 1913-14. | 1914-15. |
|---|------------|------------|------------|------------|-----------|
| GOLD : | £ | £ | £ | £ | £ |
| UNITED KINGDOM | 10,734,157 | 11,638,870 | 9,950,196 | 11,085,013 | 5,160,902 |
| BRITISH POSSESSIONS : | | | | | |
| Malta and Gozo | 19,000 | 19,395 | 15,290 | 7,900 | 5,600 |
| Aden | 193,187 | 447,214 | 288,914 | 347,842 | 278,410 |
| Bahrein Islands | 0 | 0 | 8,603 | 3,494 | 24,170 |
| Ceylon | 66,978 | 75,069 | 75,002 | 18 | 34 |
| China, Hong-Kong | 409,809 | 157,958 | 102,582 | 108,892 | 24,849 |
| Straits Settlements | 85,229 | 267,850 | 837,153 | 695,560 | 70,103 |
| Cape Colony | 10,000 | 0 | 0 | 0 | 0 |
| East Africa Protectorate (including Zanzibar and Pemba) | 0 | 13,000 | 0 | 0 | 0 |
| Natal | 365 | 69,154 | 58,649 | 11,547 | 12,049 |
| Australia | 1,899,581 | 8,343,463 | 7,176,352 | 1,125,989 | 289,594 |
| Other Countries | 28 | 7 | 0 | 550 | 0 |
| | 2,684,177 | 9,393,110 | 8,562,545 | 2,301,792 | 704,809 |
| { Private | 0 | 0 | 0 | 0 | 1 |
| { Government | | | | | |
| FOREIGN COUNTRIES : | | | | | |
| Austria-Hungary | 59,913 | 7,804 | 192,347 | 39,101 | 3,547 |
| France | 317,475 | 669,615 | 79,371 | 18,843 | 3,300 |
| Turkey, European | 0 | 6,033 | 4,345 | 1,964 | 0 |
| United States | 0 | 0 | 0 | 5,000 | 0 |
| China, Treaty Ports | 0 | 142,024 | 319,746 | 391,118 | 380,204 |
| Muscat Territory and Trucial Oman | 1,026 | 805 | 1,942 | 6,695 | 4,934 |
| Other States in Arabia | 0 | 0 | 1,147 | 1,132 | 900 |
| Persia | 250 | 4,449 | 179 | 5,328 | 3,261 |
| Turkey, Asiatic | 362,654 | 338,963 | 450,817 | 507,475 | 304,616 |
| Egypt | 0 | 0 | 0 | 0 | 181 |
| Portuguese East Africa | 4,433,484 | 5,456,255 | 7,963,666 | 4,451,516 | 569,227 |
| Other Countries | 1,870 | 1,680 | 476 | 0 | 0 |
| | 3 | 2,791 | 413 | 2,623 | 0 |
| | 5,176,675 | 6,630,424 | 9,014,449 | 5,430,800 | 1,269,989 |
| { Private | 0 | 0 | 0 | 0 | 181 |
| { Government | | | | | |
| TOTAL VALUE | 18,595,009 | 27,662,404 | 27,527,190 | 18,817,605 | 7,135,700 |
| { Private | 0 | 0 | 0 | 0 | 182 |
| { Government | | | | | |
| QUANTITY - Oz. | 4,527,061 | 6,871,812 | 6,813,489 | 4,593,163 | 1,705,088 |
| SILVER : | | | | | |
| UNITED KINGDOM | 5,970,070 | 6,961,591 | 5,197,137 | 4,247,481 | 5,687,250 |
| { Private | 39 | 27 | 5,411,248 | 8,816,138 | 10,789 |
| { Government | | | | | |
| BRITISH POSSESSIONS : | | | | | |
| Aden | 6,803 | 179 | 1,395 | 18,995 | 45,269 |
| Bahrein Islands | 1,691 | 664 | 527 | 2,143 | 3,065 |
| Ceylon | 13,333 | 35,065 | 127,934 | 111,298 | 208,740 |
| China, Hong-Kong | 128,371 | 5,729 | 1,508 | 14,611 | 8,459 |
| Straits Settlements | 0 | 0 | 0 | 9,310 | 0 |
| East Africa Protectorate (including Zanzibar and Pemba) | 333,280 | 87,741 | 102,040 | 16,303 | 331,557 |
| Mauritius and Dependencies (including Seychelles) | 0 | 0 | 300,000 | 0 | 0 |
| Natal | 33,413 | 6,286 | 2,202 | 4,289 | 180 |
| Australia | 13,333 | 334 | 10,541 | 486 | 10,336 |
| New Zealand | 0 | 0 | 0 | 62,000 | 0 |
| Fiji Islands | 0 | 0 | 0 | 1 | 6 |
| | 470,868 | 597,113 | 521,972 | 606,967 | 474,587 |
| { Private | 0 | 0 | 0 | 2,238 | 0 |
| { Government | | | | | |
| | 53,850 | 17,565 | 0 | 1 | 0 |
| | 0 | 0 | 0 | 0 | 1 |
| | 1,053,251 | 750,012 | 767,592 | 834,950 | 1,079,135 |
| { Private | 1,691 | 664 | 300,527 | 13,691 | 3,065 |
| { Government | | | | | |
| FOREIGN COUNTRIES : | | | | | |
| France | 0 | 0 | 0 | 0 | 7,777 |
| China, Treaty Ports | 648,379 | 46,050 | 219,261 | 173,931 | 328,395 |
| Japan | 0 | 0 | 1,357,391 | 676,722 | 0 |
| Muscat Territory and Trucial Oman | 1,000 | 0 | 0 | 3 | 0 |
| Other States in Arabia | 29,532 | 49,341 | 57,712 | 71,874 | 71,533 |
| Persia | 0 | 4,990 | 0 | 0 | 0 |
| Siam | 0 | 343 | 59 | 26,780 | 12,992 |
| Turkey, Asiatic | 48,981 | 48,975 | 85,470 | 95,659 | 117,267 |
| | 44,123 | 26,822 | 20,000 | 38,952 | 0 |
| | 1,623 | 14,713 | 4,886 | 1,454 | 1,621 |
| | 74,313 | 64,587 | 122,268 | 130,650 | 38,083 |
| { Private | 0 | 0 | 0 | 0 | 40 |
| { Government | | | | | |

Imports of Treasure from Different Countries—concluded.

| COUNTRIES. | 1910-11. | 1911-12. | 1912-13. | 1913-14. | 1914-15. |
|---|------------|------------|-------------|------------|------------|
| SILVER—continued. | | | | | |
| FOREIGN COUNTRIES—continued. | | | | | |
| | £ | £ | £ | £ | £ |
| Egypt - - - - - { Private - | 676 | 1,287 | 300 | 1,172 | 1,597 |
| United States - - - - - { Government | 0 | 0 | 0 | 0 | 3,445 |
| Other Countries - - - - - | 21,801 | 15,333 | 149,835 | 12,001 | 40,000 |
| | 88 | 93 | 292 | 703 | 11 |
| | 826,393 | 240,722 | 640,083 | 513,594 | 611,499 |
| | 44,123 | 31,812 | 1,377,391 | 716,307 | 11,262 |
| | 7,849,714 | 7,952,325 | 6,604,812 | 5,596,025 | 7,377,884 |
| | 45,853 | 32,503 | 7,089,166 | 4,546,136 | 25,116 |
| TOTAL VALUE { Private - | | | | | |
| Government | | | | | |
| QUANTITY - Oz. | 69,272,319 | 70,378,747 | 107,190,427 | 79,834,999 | 64,160,128 |
| TOTAL GOLD AND SILVER: | | | | | |
| UNITED KINGDOM - - - - - { Private - | 16,704,227 | 18,600,461 | 15,147,332 | 15,332,494 | 10,848,152 |
| Government | 39 | 27 | 5,411,248 | 3,816,138 | 10,789 |
| BRITISH POSSESSIONS: | | | | | |
| Malta and Gozo - - - - - | 19,000 | 19,395 | 15,290 | 7,900 | 5,600 |
| Aden - - - - - { Private - | 199,990 | 447,393 | 290,309 | 366,837 | 323,679 |
| Bahrein Islands - - - - - { Government | 1,691 | 664 | 527 | 2,143 | 3,066 |
| Ceylon - - - - - { Private - | 195,350 | 80,798 | 76,510 | 14,629 | 8,493 |
| Government | 0 | 0 | 0 | 9,310 | 0 |
| China, Hong Kong - - - - - { Private - | 743,090 | 245,699 | 204,622 | 125,195 | 356,406 |
| Government | 0 | 0 | 300,000 | 0 | 0 |
| Straits Settlements - - - - - Private | 118,642 | 274,136 | 839,355 | 699,849 | 70,283 |
| Cape Colony - - - - - | 10,000 | 0 | 0 | 0 | 0 |
| East African Protectorate. (including Zanzibar and Pemba) - - - - - | 13,333 | 13,334 | 10,541 | 486 | 10,336 |
| Mauritius and Dependencies (including Seychelles) - - - - - | 28 | 0 | 0 | 62,000 | 0 |
| Natal - - - - - | 365 | 69,155 | 58,649 | 11,548 | 12,055 |
| Australia - - - - - { Private - | 2,370,448 | 8,940,576 | 7,698,323 | 1,732,956 | 764,181 |
| Government | 0 | 0 | 0 | 2,238 | 0 |
| New Zealand - - - - - | 53,850 | 17,565 | 0 | 0 | 0 |
| Other Countries - - - - - | 0 | 7 | 0 | 550 | 1 |
| | 3,737,429 | 10,143,123 | 9,330,136 | 3,136,742 | 1,783,944 |
| | 1,691 | 664 | 300,527 | 13,691 | 3,066 |
| FOREIGN COUNTRIES: | | | | | |
| Austria-Hungary - - - - - | 60,000 | 7,877 | 192,393 | 39,169 | 3,557 |
| France - - - - - { Private - | 317,475 | 669,615 | 79,372 | 18,843 | 3,300 |
| Government | 0 | 0 | 0 | 0 | 7,777 |
| Turkey, European - - - - - | 0 | 6,052 | 4,356 | 1,964 | 0 |
| China, Treaty Ports - - - - - { Private - | 648,379 | 188,075 | 539,007 | 565,049 | 708,599 |
| Government | 0 | 0 | 1,357,391 | 676,722 | 0 |
| Japan - - - - - | 1,004 | 7 | 2 | 2,630 | 0 |
| Muscat Territory and Trucial Oman - - - - - { Private - | 30,557 | 50,146 | 59,654 | 78,569 | 76,467 |
| Government | 0 | 4,990 | 0 | 0 | 0 |
| Other States in Arabia - - - - - | 0 | 343 | 1,206 | 27,912 | 13,892 |
| Persia - - - - - { Private - | 49,231 | 53,424 | 85,649 | 100,987 | 120,528 |
| Government | 44,123 | 26,822 | 20,000 | 38,952 | 0 |
| Siam - - - - - | 1,623 | 14,713 | 4,887 | 1,454 | 1,621 |
| Turkey, Asiatic - - - - - { Private - | 436,966 | 403,555 | 573,085 | 638,125 | 342,699 |
| Government | 0 | 0 | 0 | 0 | 221 |
| Egypt - - - - - { Private - | 4,434,160 | 5,457,542 | 7,983,965 | 4,452,688 | 570,824 |
| Government | 0 | 0 | 0 | 0 | 3,445 |
| Portuguese East Africa - - - - - | 1,871 | 1,680 | 476 | 1 | 0 |
| United States - - - - - | 21,801 | 15,333 | 149,835 | 17,001 | 40,000 |
| Other Countries - - - - - | 0 | 2,783 | 647 | 635 | 1 |
| | 6,003,067 | 6,871,145 | 9,654,534 | 5,944,394 | 1,881,488 |
| | 44,123 | 31,812 | 1,377,391 | 716,307 | 11,443 |
| GRAND TOTAL { Private - | 26,444,723 | 35,614,729 | 34,132,002 | 24,413,630 | 14,513,584 |
| Government | 45,853 | 32,503 | 7,089,166 | 4,546,136 | 25,298 |

No. 18.

DESCRIPTION OF TREASURE IMPORTED.

| | 1910-11. | 1911-12. | 1912-13. | 1913-14. | 1914-15. |
|--|-----------|------------|------------|------------|-----------|
| GOLD: | £ | £ | £ | £ | £ |
| Bullion - - - - - | 9,817,801 | 8,965,867 | 9,548,545 | 10,155,946 | 5,474,042 |
| Coin: British - - - - - | 8,540,318 | 18,342,266 | 17,795,205 | 8,501,307 | 1,567,369 |
| Other - - - - - | 236,890 | 354,271 | 183,440 | 160,352 | 94,471 |
| SILVER: | | | | | |
| Bullion - - - - - | 7,595,977 | 7,717,282 | 12,174,944 | 9,565,734 | 6,864,817 |
| Coin: Government of India Rupees - - - - - | 292,911 | 260,859 | 442,845 | 571,454 | 525,369 |
| Other Coin - - - - - | 16,679 | 6,687 | 1,076,189 | 4,973 | 12,814 |

No. 21.

**DISTRIBUTION of IMPORT and EXPORT TRADE in PRIVATE MERCHANDISE according to PRESIDENCY
or PROVINCE, distinguishing the PRINCIPAL PORTS.**

| COUNTRIES. | IMPORTS. | | | | | EXPORTS (Including Re-exports). | | | | |
|----------------------------------|-------------------|-------------------|--------------------|--------------------|-------------------|------------------------------------|--------------------|--------------------|--------------------|--------------------|
| | 1910-11. | 1911-12. | 1912-13. | 1913-14. | 1914-15. | 1910-11. | 1911-12. | 1912-13. | 1913-14. | 1914-15. |
| | £ | £ | £ | £ | £ | £ | £ | £ | £ | £ |
| BENGAL: | | | | | | | | | | |
| Calcutta - - - - | 32,360,483 | 34,651,817 | 40,901,089 | 47,125,364 | 37,473,211 | 51,898,574 | 57,248,864 | 63,072,210 | 65,268,203 | 47,420,057 |
| Chittagong - - - - | 345,862 | 430,430 | 563,257 | 923,591 | 636,026 | 2,998,925 | 3,561,438 | 3,700,904 | 3,232,463 | 2,227,076 |
| Other Ports - - - - | 18,026 | 0 | 0 | 0 | 0 | 0 | 0 | 0 | 0 | 0 |
| TOTAL FOR BENGAL | 32,724,371 | 35,082,247 | 41,464,346 | 48,053,955 | 38,109,237 | 54,897,499 | 60,810,302 | 66,773,114 | 68,500,666 | 49,647,133 |
| BIHAR AND ORISSA: | | | | | | | | | | |
| All Ports - - - - | 21 | 0 | 0 | 0 | 0 | 312,791 | 220,012 | 207,573 | 199,262 | 33,928 |
| BOMBAY AND SIND: | | | | | | | | | | |
| Bombay - - - - - | 31,560,832 | 32,893,039 | 37,841,811 | 41,679,615 | 30,717,927 | 42,023,849 | 42,057,125 | 39,412,944 | 46,315,581 | 32,741,534 |
| Karachi - - - - - | 7,682,667 | 8,816,446 | 10,076,247 | 10,851,449 | 7,723,701 | 14,737,705 | 16,470,472 | 21,830,715 | 17,690,857 | 13,386,949 |
| Other Ports - - - - | 8,774 | 8,056 | 10,260 | 9,637 | 16,631 | 2,515 | 3,497 | 2,369 | 1,471 | 1,514 |
| TOTAL FOR BOMBAY AND SIND | 39,252,273 | 41,717,541 | 47,928,318 | 52,540,701 | 38,463,259 | 56,764,069 | 58,531,094 | 61,246,028 | 64,007,909 | 46,129,997 |
| MADRAS: | | | | | | | | | | |
| Madras - - - - - | 5,696,958 | 6,241,353 | 6,833,389 | 8,903,661 | 6,717,164 | 4,446,540 | 4,656,843 | 4,977,640 | 5,019,471 | 4,176,169 |
| Calicut - - - - - | 136,908 | 146,233 | 189,649 | 279,277 | 185,852 | 638,792 | 720,856 | 750,272 | 819,392 | 730,275 |
| Cocanada - - - - - | 87,954 | 96,892 | 96,128 | 98,467 | 88,167 | 965,230 | 1,306,598 | 1,329,825 | 1,218,426 | 1,153,470 |
| Cochin - - - - - | 201,156 | 173,999 | 196,759 | 281,326 | 283,124 | 1,347,766 | 1,702,509 | 1,636,550 | 2,061,638 | 1,891,704 |
| Cuddalore - - - - - | 46,965 | 51,854 | 56,401 | 104,663 | 71,190 | 578,716 | 655,688 | 979,063 | 657,065 | 452,950 |
| Mangalore - - - - - | 29,023 | 33,233 | 41,689 | 40,920 | 37,909 | 508,256 | 503,234 | 591,024 | 596,128 | 498,504 |
| Negapatam - - - - - | 175,904 | 206,503 | 252,630 | 256,526 | 188,551 | 726,908 | 714,653 | 805,953 | 889,552 | 627,053 |
| Porto Novo - - - - - | 3,606 | 2,784 | 3,043 | 3,456 | 2,656 | 347,189 | 408,438 | 323,186 | 312,282 | 256,906 |
| Tellicherry - - - - - | 15,276 | 31,606 | 21,081 | 30,323 | 23,152 | 523,840 | 558,062 | 607,477 | 625,114 | 600,982 |
| Tuticorin - - - - - | 625,679 | 718,807 | 806,997 | 819,185 | 652,768 | 3,315,363 | 3,484,218 | 3,790,870 | 3,825,078 | 3,018,979 |
| Other Ports - - - - - | 71,374 | 91,542 | 144,686 | 85,282 | 93,141 | 654,722 | 689,347 | 781,906 | 1,248,705 | 995,944 |
| TOTAL FOR MADRAS | 7,090,803 | 7,794,808 | 8,692,452 | 10,903,086 | 8,348,674 | 14,053,328 | 15,400,446 | 16,628,771 | 17,272,851 | 14,407,936 |
| BURMA: | | | | | | | | | | |
| Rangoon - - - - - | 6,998,448 | 7,623,787 | 9,044,232 | 10,451,734 | 6,894,629 | 11,145,151 | 13,566,108 | 14,229,608 | 11,556,750 | 8,619,581 |
| Akyab - - - - - | 26,257 | 46,353 | 36,692 | 50,247 | 24,326 | 432,236 | 845,328 | 951,189 | 583,273 | 366,140 |
| Bassein - - - - - | 6 | 1,757 | 253 | 401 | 23 | 1,276,048 | 1,535,150 | 2,406,107 | 2,038,813 | 1,049,708 |
| Moulmein - - - - - | 110,161 | 82,008 | 113,820 | 114,669 | 74,438 | 916,342 | 806,822 | 1,313,386 | 1,487,080 | 575,054 |
| Other Ports - - - - - | 33,671 | 34,754 | 52,357 | 50,495 | 38,058 | 123,832 | 181,901 | 251,607 | 272,614 | 231,634 |
| TOTAL FOR BURMA | 7,168,543 | 7,788,659 | 9,247,354 | 10,667,546 | 7,031,474 | 13,893,659 | 16,935,309 | 19,153,847 | 15,933,530 | 10,842,117 |
| GRAND TOTAL | 86,236,011 | 92,383,255 | 107,332,470 | 122,165,288 | 91,952,644 | 139,921,346 | 151,897,163 | 164,059,833 | 165,919,218 | 121,061,111 |

No. 22.

GROSS AMOUNT of CUSTOMS DUTY collected on ARTICLES of MERCHANDISE; DRAWBACKS and REFUNDS; AMOUNTS collected at PRINCIPAL PORTS; and TOTAL VALUES of DUTIABLE and NON-DUTIABLE ARTICLES.

| | 1910-11. | 1911-12. | 1912-13. | 1913-14. | 1914-15. |
|--|------------------|------------------|------------------|------------------|------------------|
| SPECIAL IMPORT DUTIES : | | | | | |
| Arms, Ammunition, and Military Stores : | £ | £ | £ | £ | £ |
| Firearms, and parts thereof | 28,520 | 29,551 | 36,035 | 38,491 | 31,017 |
| Gunpowder | 1,082 | 1,126 | 1,157 | 816 | 897 |
| Other sorts | 3,732 | 3,831 | 4,811 | 4,953 | 3,779 |
| | 33,334 | 34,508 | 42,003 | 44,260 | 35,693 |
| Liquors : | | | | | |
| Ale, Beer, Porter, Cider, &c. | 58,324 | 53,312 | 59,052 | 58,176 | 44,906 |
| Spirits | 712,503 | 738,888 | 742,081 | 794,193 | 736,067 |
| Wines | 38,066 | 38,359 | 38,670 | 38,862 | 30,274 |
| | 808,893 | 830,559 | 839,803 | 891,231 | 811,247 |
| Opium | 506 | 429 | 463 | 453 | 277 |
| Salt | 859,937 | 942,504 | 874,470 | 957,375 | 1,041,636 |
| Salted Fish | 6,043 | 5,881 | 6,165 | 6,631 | 5,682 |
| Silver Bullion or Coin | 1,082,681 | 652,383 | 723,081 | 661,666 | 1,030,068 |
| Tobacco | 199,657 | 172,536 | 182,792 | 195,302 | 178,536 |
| GENERAL IMPORT DUTIES : | | | | | |
| Cotton Goods | 945,160 | 1,041,093 | 1,282,226 | 1,419,620 | 1,023,842 |
| Petroleum | 404,236 | 504,626 | 468,435 | 470,231 | 571,532 |
| Sugar | 419,282 | 348,932 | 488,783 | 615,540 | 293,148 |
| Other Articles : | | | | | |
| Food and Drink | 166,028 | 178,072 | 188,105 | 196,292 | 188,858 |
| Chemicals, Dyeing and Tanning Materials, Drugs, Medicines, and Narcotics | 110,491 | 111,956 | 123,207 | 122,745 | 91,418 |
| Metals, and Manufactures of (other than Silver Bullion or Coin) | 353,569 | 341,677 | 355,085 | 488,616 | 328,168 |
| Oils (other than Petroleum) | 9,236 | 7,745 | 10,751 | 13,032 | 11,284 |
| Articles Manufactured and Unmanu- factured | 856,618 | 922,002 | 1,037,194 | 1,114,456 | 808,818 |
| TOTAL IMPORT DUTIES | 6,250,671 | 6,094,908 | 6,622,563 | 7,197,450 | 6,420,147 |
| EXPORT DUTIES : | | | | | |
| Rice, in the husk | 12,538 | 19,636 | 17,604 | 12,954 | 10,724 |
| „ not in the husk | 859,808 | 888,493 | 965,763 | 845,351 | 542,370 |
| Rice-flour | 154 | 84 | 133 | 128 | 97 |
| TOTAL EXPORT DUTIES | 872,500 | 908,213 | 983,500 | 858,433 | 553,191 |
| GRAND TOTAL OF CUSTOMS IMPORT AND EXPORT DUTIES | 7,123,171 | 7,003,116 | 7,606,063 | 8,055,883 | 6,973,338 |
| DRAWBACKS and REFUNDS | 95,992 | 143,607 | 117,136 | 111,367 | 154,759 |
| COLLECTED AT | | | | | |
| Calcutta | 2,468,785 | 2,690,670 | 2,764,212 | 3,027,635 | 2,698,555 |
| Bombay | 2,385,067 | 1,949,872 | 2,287,020 | 2,351,934 | 2,195,598 |
| Rangoon | 1,044,985 | 1,070,133 | 1,153,616 | 1,145,151 | 830,756 |
| Karachi | 486,998 | 517,801 | 558,966 | 625,363 | 469,384 |
| Madras | 329,168 | 361,656 | 363,192 | 419,313 | 393,281 |
| Other Ports | 408,168 | 412,979 | 479,057 | 486,437 | 385,764 |
| | 7,123,171 | 7,003,116 | 7,606,063 | 8,055,883 | 6,973,338 |
| TOTAL VALUE OF IMPORTS † : | | | | | |
| Free of Duty | 11,199,091 | 12,940,125 | 16,094,463 | 19,022,305 | 16,723,022 |
| Subject to Duty | 75,036,920 | 79,443,130 | 91,238,007 | 103,142,983 | 75,229,822 |
| TOTAL VALUE OF EXPORTS † : | | | | | |
| Free of Duty | 121,590,509 | 128,511,167 | 139,193,908 | 145,061,977 | 106,883,641 |
| Subject to Duty | 15,490,137 | 19,367,896 | 21,705,381 | 17,739,022 | 11,439,676 |

† Excluding Treasure and Government Stores.

SHIPPING.*

No. 23.

VESSELS ENTERED and CLEARED, distinguishing STEAMERS and SAILING VESSELS,
with CARGOES and in BALLAST.

| | 1910-11. | | 1911-12. | | 1912-13. | | 1913-14. | | 1914-15. | |
|-----------------------|--------------|------------------|--------------|------------------|--------------|------------------|--------------|------------------|--------------|------------------|
| | No. | TONNAGE. | No. | TONNAGE. | No. | TONNAGE. | No. | TONNAGE. | No. | TONNAGE. |
| ENTERED. | | | | | | | | | | |
| WITH CARGOES : | | | | | | | | | | |
| Steam - - - | 2,186 | 5,608,924 | 2,321 | 5,944,606 | 2,335 | 6,206,570 | 2,461 | 6,725,603 | 2,155 | 4,996,121 |
| Sailing - - - | 764 | 72,713 | 792 | 74,163 | 753 | 74,624 | 707 | 59,280 | 735 | 64,034 |
| | 2,950 | 5,681,637 | 3,113 | 6,018,769 | 3,088 | 6,281,194 | 3,168 | 6,784,883 | 2,890 | 5,060,155 |
| IN BALLAST : | | | | | | | | | | |
| Steam - - - | 765 | 1,869,630 | 921 | 2,301,772 | 946 | 2,415,936 | 733 | 1,806,776 | 612 | 1,222,610 |
| Sailing - - - | 605 | 44,458 | 447 | 34,336 | 374 | 30,497 | 393 | 32,420 | 435 | 29,780 |
| | 1,370 | 1,914,088 | 1,368 | 2,336,108 | 1,320 | 2,446,433 | 1,126 | 1,839,196 | 1,047 | 1,252,390 |
| TOTAL - - - | 4,320 | 7,595,725 | 4,481 | 8,354,877 | 4,408 | 8,727,627 | 4,294 | 8,624,079 | 3,937 | 6,312,545 |
| CLEARED. | | | | | | | | | | |
| WITH CARGOES : | | | | | | | | | | |
| Steam - - - | 2,726 | 6,968,757 | 2,966 | 7,730,295 | 3,113 | 8,289,177 | 2,979 | 8,163,976 | 2,578 | 5,890,335 |
| Sailing - - - | 1,145 | 104,520 | 1,129 | 98,315 | 992 | 92,811 | 1,033 | 88,211 | 1,128 | 93,243 |
| | 3,871 | 7,073,277 | 4,115 | 7,828,610 | 4,105 | 8,381,988 | 4,012 | 8,252,187 | 3,706 | 5,983,578 |
| IN BALLAST : | | | | | | | | | | |
| Steam - - - | 142 | 317,222 | 196 | 428,144 | 162 | 367,972 | 237 | 504,492 | 266 | 558,626 |
| Sailing - - - | 228 | 7,477 | 76 | 4,804 | 74 | 6,804 | 74 | 5,650 | 51 | 3,136 |
| | 370 | 324,699 | 272 | 432,948 | 236 | 374,776 | 311 | 510,142 | 317 | 561,762 |
| TOTAL - - - | 4,241 | 7,397,976 | 4,387 | 8,261,558 | 4,341 | 8,756,764 | 4,323 | 8,762,329 | 4,023 | 6,545,340 |

* Vessels bringing cargo from more than one foreign port are recorded as entering from the most distant port at which cargo for British India was embarked, and similarly vessels clearing are recorded as for the most distant port. Vessels in the foreign trade are recorded as entering on the voyage inwards at the first port where cargo is discharged, and as clearing on the voyage outwards at the last port at which cargo is laden. Entries and clearances at ports in British India, other than these, are dealt with as coasting trade.

No. 24.

VESSELS ENTERED and CLEARED, distinguishing NATIONALITIES.

| NATIONALITIES. | 1910-11. | | 1911-12. | | 1912-13. | | 1913-14. | | 1914-15. | |
|------------------|--------------|------------------|--------------|------------------|--------------|------------------|--------------|------------------|--------------|------------------|
| | No. | TONNAGE. | No. | TONNAGE. | No. | TONNAGE. | No. | TONNAGE. | No. | TONNAGE. |
| ENTERED. | | | | | | | | | | |
| BRITISH | 2,417 | 5,916,437 | 2,582 | 6,370,217 | 2,554 | 6,521,527 | 2,444 | 6,198,848 | 2,368 | 4,902,067 |
| BRITISH INDIAN | 312 | 162,695 | 325 | 204,512 | 313 | 188,977 | 243 | 152,678 | 315 | 149,323 |
| NATIVE | 1,049 | 70,564 | 946 | 72,591 | 823 | 65,076 | 853 | 63,062 | 792 | 56,210 |
| FOREIGN: | | | | | | | | | | |
| Austro-Hungarian | 101 | 295,263 | 107 | 314,395 | 117 | 333,328 | 144 | 437,844 | 36 | 117,246 |
| Danish | 3 | 7,387 | 7 | 15,041 | 3 | 9,889 | 2 | 4,859 | 2 | 4,794 |
| Dutch | 28 | 63,604 | 40 | 104,865 | 61 | 144,968 | 66 | 170,569 | 61 | 138,397 |
| French | 27 | 79,391 | 29 | 90,246 | 23 | 68,214 | 30 | 94,328 | 17 | 52,400 |
| German | 224 | 655,186 | 242 | 725,745 | 264 | 807,010 | 288 | 923,507 | 86 | 279,893 |
| Italian | 50 | 183,573 | 48 | 132,218 | 48 | 134,627 | 42 | 120,954 | 48 | 127,066 |
| Norwegian | 52 | 65,495 | 65 | 90,600 | 66 | 103,841 | 49 | 67,847 | 78 | 105,763 |
| Russian | 9 | 14,076 | 22 | 40,378 | 23 | 41,160 | 23 | 39,992 | 15 | 22,632 |
| Swedish | 4 | 8,686 | 3 | 6,067 | 5 | 12,570 | 6 | 14,710 | 13 | 35,780 |
| Japanese | 38 | 117,488 | 62 | 181,037 | 101 | 290,678 | 95 | 299,950 | 92 | 293,561 |
| Others | 6 | 5,880 | 3 | 6,965 | 7 | 5,262 | 15 | 34,931 | 14 | 27,413 |
| | 542 | 1,446,029 | 628 | 1,707,557 | 718 | 1,952,047 | 754 | 2,209,491 | 462 | 1,204,945 |
| TOTAL | 4,320 | 7,595,725 | 4,481 | 8,354,877 | 4,408 | 8,727,627 | 4,294 | 8,624,079 | 3,937 | 6,312,545 |
| CLEARED. | | | | | | | | | | |
| BRITISH | 2,334 | 5,799,263 | 2,535 | 6,347,338 | 2,577 | 6,613,992 | 2,507 | 6,486,282 | 2,459 | 5,176,751 |
| BRITISH INDIAN | 325 | 187,788 | 322 | 208,836 | 296 | 174,286 | 260 | 145,216 | 235 | 117,058 |
| NATIVE | 1,075 | 68,362 | 922 | 71,451 | 765 | 62,822 | 844 | 63,871 | 819 | 60,200 |
| FOREIGN: | | | | | | | | | | |
| Austro-Hungarian | 107 | 316,258 | 106 | 317,124 | 128 | 357,303 | 141 | 422,256 | 47 | 147,751 |
| Danish | 4 | 10,036 | 7 | 15,307 | 9 | 27,423 | 1 | 2,462 | 2 | 4,794 |
| Dutch | 27 | 61,238 | 42 | 104,642 | 59 | 144,415 | 65 | 168,142 | 67 | 154,953 |
| French | 29 | 86,582 | 29 | 90,026 | 24 | 71,818 | 30 | 94,430 | 18 | 54,639 |
| German | 195 | 560,025 | 230 | 682,946 | 245 | 749,572 | 271 | 854,629 | 86 | 275,952 |
| Italian | 34 | 91,669 | 35 | 94,992 | 42 | 117,957 | 31 | 82,667 | 35 | 90,319 |
| Norwegian | 52 | 61,856 | 69 | 98,424 | 65 | 100,841 | 37 | 57,550 | 75 | 102,660 |
| Russian | 9 | 14,077 | 23 | 41,899 | 24 | 42,289 | 21 | 36,566 | 18 | 26,546 |
| Swedish | 4 | 9,465 | 3 | 6,098 | 6 | 14,115 | 7 | 16,843 | 9 | 23,642 |
| Japanese | 39 | 120,624 | 59 | 173,553 | 97 | 273,091 | 96 | 302,001 | 91 | 286,362 |
| Others | 7 | 10,733 | 5 | 8,922 | 4 | 6,840 | 12 | 29,414 | 12 | 23,713 |
| | 507 | 1,342,563 | 608 | 1,633,933 | 703 | 1,905,664 | 712 | 2,066,960 | 460 | 1,191,331 |
| TOTAL | 4,241 | 7,397,976 | 4,387 | 8,261,558 | 4,341 | 8,756,764 | 4,323 | 8,762,329 | 4,023 | 6,545,340 |

VESSELS ENTERED, distinguishing COUNTRIES.

| COUNTRIES. | 1910-11. | | 1911-12. | | 1912-13. | | 1913-14. | | 1914-15. | |
|--|----------|-----------|----------|-----------|----------|-----------|----------|-----------|----------|-----------|
| | No. | TONNAGE. | No. | TONNAGE. | No. | TONNAGE. | No. | TONNAGE. | No. | TONNAGE. |
| ENTERED. | | | | | | | | | | |
| UNITED KINGDOM | 480 | 1,618,751 | 482 | 1,661,728 | 471 | 1,681,998 | 493 | 1,784,946 | 419 | 1,549,778 |
| BRITISH POSSESSIONS: | | | | | | | | | | |
| Aden | 61 | 138,933 | 78 | 179,410 | 76 | 193,812 | 68 | 170,573 | 87 | 221,853 |
| Bahrain Islands | 6 | 8,748 | 9 | 7,680 | 4 | 337 | 9 | 1,980 | 13 | 2,728 |
| Ceylon | 1,664 | 1,452,942 | 1,526 | 1,350,984 | 1,409 | 1,419,796 | 1,395 | 1,374,190 | 1,712 | 1,030,603 |
| China, Hong-Kong | 71 | 181,353 | 85 | 217,681 | 57 | 160,952 | 37 | 109,439 | 28 | 68,466 |
| Maldivo Islands | 15 | 1,670 | 11 | 1,050 | 12 | 1,106 | 10 | 1,025 | 5 | 652 |
| Straits Settlements | 287 | 665,899 | 327 | 694,540 | 319 | 777,610 | 302 | 717,265 | 227 | 488,200 |
| Cape Colony | 32 | 80,645 | 19 | 47,770 | 10 | 24,728 | 11 | 31,655 | 5 | 15,052 |
| East African Protectorate (including Zanzibar and Pemba) | 40 | 66,923 | 51 | 78,794 | 54 | 92,161 | 43 | 58,738 | 18 | 44,988 |
| Mauritius and Dependencies (including Seychelles) | 57 | 156,773 | 53 | 152,350 | 46 | 141,562 | 45 | 133,803 | 37 | 105,984 |
| Natal | 163 | 377,295 | 197 | 466,077 | 89 | 217,098 | 100 | 231,478 | 57 | 138,485 |
| Somaliland | 0 | 0 | 0 | 0 | 0 | 0 | 0 | 0 | 1 | 2,305 |
| Australia | 62 | 179,596 | 68 | 194,625 | 73 | 226,243 | 73 | 232,243 | 56 | 188,369 |
| Other Countries | 6 | 11,021 | 6 | 12,961 | 11 | 24,611 | 5 | 11,263 | 11 | 24,699 |
| | 2,464 | 3,321,198 | 2,430 | 3,403,902 | 2,160 | 3,280,016 | 2,098 | 3,073,652 | 2,257 | 2,332,384 |
| FOREIGN COUNTRIES: | | | | | | | | | | |
| Austria-Hungary | 68 | 200,247 | 79 | 233,482 | 93 | 262,002 | 101 | 317,740 | 24 | 78,519 |
| Belgium | 28 | 101,793 | 32 | 113,809 | 45 | 151,121 | 41 | 148,686 | 11 | 46,637 |
| France | 14 | 42,033 | 19 | 59,135 | 18 | 54,535 | 15 | 46,266 | 11 | 29,632 |
| Germany | 86 | 276,328 | 94 | 295,726 | 96 | 302,954 | 117 | 379,161 | 44 | 143,854 |
| Italy | 44 | 117,968 | 54 | 140,311 | 55 | 151,573 | 45 | 130,196 | 52 | 139,942 |
| Russia | 11 | 25,773 | 4 | 7,492 | 14 | 34,097 | 2 | 5,462 | 3 | 3,379 |
| Spain | 9 | 20,909 | 16 | 39,436 | 13 | 29,039 | 15 | 34,426 | 7 | 17,950 |
| Arabia | 169 | 27,060 | 158 | 27,986 | 169 | 21,581 | 169 | 25,338 | 199 | 28,454 |
| Borneo | 12 | 29,307 | 20 | 50,551 | 18 | 39,451 | 22 | 49,642 | 24 | 61,011 |
| China, Treaty Ports | 46 | 167,923 | 45 | 164,312 | 48 | 177,244 | 38 | 140,104 | 45 | 146,585 |
| Japan | 73 | 235,777 | 90 | 276,921 | 157 | 432,578 | 174 | 551,948 | 130 | 402,242 |
| Java | 89 | 293,761 | 120 | 390,612 | 112 | 372,650 | 133 | 449,384 | 77 | 250,704 |
| Persia | 53 | 27,239 | 36 | 21,165 | 48 | 20,920 | 40 | 27,234 | 80 | 59,278 |
| Philippines | 7 | 12,028 | 8 | 23,011 | 5 | 16,731 | 6 | 20,046 | 2 | 4,386 |
| Siam | 41 | 32,399 | 41 | 34,200 | 32 | 23,724 | 23 | 15,933 | 32 | 25,775 |
| Sumatra | 31 | 74,120 | 32 | 83,405 | 33 | 78,932 | 30 | 74,894 | 21 | 54,832 |
| Turkey, Asiatic | 330 | 289,154 | 343 | 306,046 | 340 | 297,514 | 355 | 356,614 | 247 | 262,995 |
| Italian East Africa (Eritrea and Somaliland) | 9 | 11,315 | 6 | 13,252 | 8 | 11,014 | 14 | 22,267 | 13 | 17,185 |
| Egypt | 69 | 162,028 | 171 | 429,732 | 289 | 739,328 | 172 | 434,602 | 82 | 207,789 |
| Madagascar | 6 | 5,263 | 5 | 5,454 | 9 | 6,468 | 10 | 5,173 | 8 | 7,099 |
| Portuguese East Africa | 69 | 185,239 | 52 | 134,424 | 64 | 166,259 | 80 | 214,489 | 38 | 102,800 |
| French Somaliland | 2 | 4,791 | 4 | 11,375 | 5 | 13,787 | 3 | 7,241 | 6 | 14,363 |
| America, South | 33 | 101,267 | 27 | 71,948 | 2 | 6,647 | 4 | 11,725 | 2 | 6,128 |
| United States | 45 | 148,981 | 74 | 251,031 | 61 | 202,234 | 60 | 199,381 | 66 | 218,661 |
| Islands in the Pacific | 11 | 32,656 | 13 | 40,488 | 10 | 29,017 | 12 | 38,650 | 8 | 24,545 |
| Other Countries | 16 | 34,917 | 26 | 63,943 | 33 | 74,213 | 21 | 58,879 | 29 | 75,638 |
| | 1,376 | 2,660,776 | 1,569 | 3,289,247 | 1,777 | 3,765,613 | 1,703 | 3,765,481 | 1,261 | 2,430,333 |
| TOTAL | 4,320 | 7,595,725 | 4,481 | 8,354,877 | 4,408 | 8,727,627 | 4,294 | 8,624,079 | 3,937 | 6,312,545 |

No. 26.

VESSELS CLEARED, distinguishing COUNTRIES.

| COUNTRIES. | 1910-11. | | 1911-12. | | 1912-13. | | 1913-14. | | 1914-15. | |
|--|----------|-----------|----------|-----------|----------|-----------|----------|-----------|----------|-----------|
| | No. | TONNAGE. | No. | TONNAGE. | No. | TONNAGE. | No. | TONNAGE. | No. | TONNAGE. |
| CLEARED. | | | | | | | | | | |
| UNITED KINGDOM | 446 | 1,490,037 | 447 | 1,561,944 | 439 | 1,519,526 | 549 | 1,879,083 | 557 | 1,876,626 |
| BRITISH POSSESSIONS:— | | | | | | | | | | |
| Aden | 39 | 98,385 | 49 | 112,199 | 46 | 105,162 | 53 | 125,808 | 42 | 94,957 |
| Bahrein Islands | 23 | 1,965 | 19 | 3,061 | 36 | 13,789 | 30 | 10,863 | 20 | 1,763 |
| Ceylon | 1,656 | 1,332,612 | 1,478 | 1,263,964 | 1,365 | 1,358,646 | 1,387 | 1,270,459 | 1,688 | 959,854 |
| China, Hong-Kong | 46 | 97,466 | 43 | 92,969 | 14 | 31,070 | 1 | 952 | 7 | 11,748 |
| Maldivo Islands | 22 | 1,906 | 14 | 1,435 | 7 | 2,555 | 12 | 1,267 | 12 | 1,515 |
| Straits Settlements | 256 | 572,925 | 282 | 618,626 | 253 | 636,258 | 289 | 720,990 | 224 | 490,023 |
| Cape Colony | 1 | 2,045 | 2 | 3,369 | 6 | 13,536 | 3 | 8,065 | 5 | 11,822 |
| East African Protectorate (including Zanzibar and Pemba) | 37 | 42,434 | 48 | 74,436 | 32 | 16,767 | 28 | 34,591 | 27 | 33,244 |
| Mauritius and Dependencies (including Seychelles) | 35 | 100,521 | 31 | 91,964 | 30 | 87,368 | 28 | 84,000 | 18 | 49,182 |
| Natal | 10 | 14,392 | 23 | 43,190 | 35 | 72,768 | 44 | 93,916 | 45 | 111,673 |
| West Indies | 5 | 10,733 | 3 | 6,478 | 2 | 4,263 | 2 | 4,263 | 0 | 0 |
| Australia | 24 | 67,822 | 30 | 97,676 | 24 | 76,125 | 34 | 100,370 | 41 | 140,656 |
| New Zealand | 3 | 12,072 | 1 | 3,684 | 3 | 9,840 | 8 | 28,114 | 3 | 10,749 |
| Fiji Islands | * | * | 10 | 21,601 | 10 | 21,478 | 7 | 15,427 | 2 | 4,314 |
| Other Possessions | 2 | 4,784 | 6 | 7,249 | 1 | 3,107 | 9 | 23,336 | 15 | 33,296 |
| | 2,159 | 2,360,062 | 2,039 | 2,446,901 | 1,864 | 2,452,732 | 1,935 | 2,520,421 | 2,149 | 1,959,296 |
| FOREIGN COUNTRIES:— | | | | | | | | | | |
| Austria-Hungary | 80 | 218,605 | 89 | 243,616 | 103 | 274,231 | 108 | 315,517 | 47 | 141,692 |
| Belgium | 98 | 293,110 | 136 | 400,699 | 139 | 429,623 | 135 | 416,372 | 30 | 94,218 |
| France | 147 | 401,283 | 150 | 420,565 | 154 | 460,471 | 195 | 577,150 | 88 | 251,590 |
| Germany | 147 | 439,461 | 173 | 512,362 | 175 | 534,924 | 164 | 498,493 | 58 | 178,152 |
| Holland | 26 | 74,530 | 49 | 135,993 | 62 | 178,639 | 66 | 208,513 | 14 | 47,915 |
| Italy | 24 | 61,165 | 24 | 60,878 | 34 | 95,963 | 35 | 92,745 | 34 | 89,682 |
| Roumania | 2 | 4,684 | 6 | 13,562 | 5 | 12,018 | 7 | 16,346 | 0 | 0 |
| Russia | 11 | 18,348 | 14 | 20,457 | 14 | 21,713 | 17 | 26,751 | 17 | 30,409 |
| Spain | 0 | 0 | 3 | 7,577 | 2 | 4,734 | 3 | 6,954 | 2 | 4,360 |
| Arabia | 118 | 14,064 | 119 | 15,632 | 105 | 14,619 | 169 | 26,987 | 230 | 37,117 |
| China, Treaty Ports | 48 | 175,740 | 53 | 198,184 | 50 | 189,040 | 54 | 197,934 | 42 | 139,297 |
| Japan | 89 | 282,187 | 126 | 369,743 | 195 | 575,173 | 194 | 581,535 | 147 | 446,589 |
| Java | 74 | 247,935 | 78 | 241,118 | 62 | 206,480 | 65 | 223,360 | 60 | 199,568 |
| Persia | 30 | 5,354 | 42 | 27,946 | 25 | 5,972 | 59 | 42,359 | 89 | 57,559 |
| Philippines | 3 | 5,266 | 8 | 9,677 | 9 | 12,897 | 1 | 2,932 | 3 | 8,498 |
| Siam | 39 | 24,334 | 31 | 23,694 | 27 | 19,766 | 22 | 23,796 | 22 | 26,491 |
| Sumatra | 53 | 136,415 | 46 | 120,302 | 42 | 90,884 | 25 | 53,344 | 30 | 68,306 |
| Turkey, Asiatic | 244 | 229,370 | 261 | 244,803 | 271 | 265,407 | 217 | 270,323 | 152 | 192,803 |
| German East Africa | 21 | 26,538 | 0 | 0 | 7 | 7,883 | 3 | 589 | 1 | 4,100 |
| Italian East Africa (Eritrea and Somaliland) | 20 | 1,911 | 13 | 1,892 | 17 | 1,920 | 15 | 7,475 | 8 | 11,989 |
| Egypt | 193 | 474,192 | 289 | 720,112 | 333 | 872,890 | 79 | 235,255 | 62 | 187,651 |
| Madagascar | 25 | 33,106 | 28 | 34,552 | 29 | 43,511 | 29 | 41,525 | 13 | 23,321 |
| Portuguese East Africa | 15 | 5,173 | 13 | 5,610 | 13 | 6,625 | 16 | 1,173 | 14 | 20,119 |
| Réunion | 5 | 8,190 | 7 | 15,206 | 6 | 4,748 | 2 | 2,473 | 1 | 73 |
| America, South | 18 | 45,856 | 13 | 35,193 | 18 | 53,544 | 24 | 68,116 | 18 | 49,873 |
| United States | 82 | 256,271 | 100 | 294,997 | 108 | 334,664 | 102 | 339,809 | 87 | 282,609 |
| Islands in the Pacific | 11 | 32,925 | 13 | 39,584 | 10 | 30,687 | 14 | 41,975 | 6 | 18,480 |
| Other Countries | 13 | 31,814 | 17 | 39,259 | 23 | 35,490 | 19 | 43,034 | 42 | 97,967 |
| | 1,636 | 3,547,877 | 1,901 | 4,252,713 | 2,038 | 4,784,506 | 1,839 | 4,362,325 | 1,317 | 2,709,418 |
| TOTAL | 4,241 | 7,397,976 | 4,387 | 8,261,558 | 4,341 | 8,756,764 | 4,323 | 8,762,329 | 4,023 | 6,545,340 |

* Included with Australia.

No. 27.

VESSELS BUILT at INDIAN PORTS.

| | 1910-11. | | 1911-12. | | 1912-13. | | 1913-14. | | 1914-15. | |
|-------------------------|-----------|--------------|------------|--------------|------------|--------------|------------|--------------|------------|--------------|
| | No. | TONNAGE. | No. | TONNAGE. | No. | TONNAGE. | No. | TONNAGE. | No. | TONNAGE. |
| BENGAL: | | | | | | | | | | |
| Calcutta - - Steam | 1 | 163 | 0 | 0 | 0 | 0 | 5 | 349 | 4 | 615 |
| Sailing | 0 | 0 | 0 | 0 | 0 | 0 | 0 | 0 | 2 | 138 |
| BOMBAY AND SIND: | | | | | | | | | | |
| Bombay - - Steam | 2 | 96 | 2 | 38 | 5 | 88 | 2 | 152 | 4 | 228 |
| Sailing | 15 | 1,162 | 18 | 851 | 28 | 2,256 | 17 | 1,199 | 16 | 1,330 |
| Karachi - - Steam | 0 | 0 | 0 | 0 | 1 | 12 | 0 | 0 | 0 | 0 |
| Sailing | 7 | 440 | 5 | 210 | 3 | 37 | 6 | 277 | 12 | 476 |
| Other Ports - Sailing | 40 | 1,505 | 50 | 1,015 | 73 | 1,782 | 81 | 2,038 | 53 | 842 |
| MADRAS: | | | | | | | | | | |
| Various Ports - Steam | 1 | 35 | 0 | 0 | 0 | 0 | 0 | 0 | 0 | 0 |
| Sailing | 30 | 1,026 | 27 | 1,266 | 25 | 840 | 25 | 1,126 | 10 | 526 |
| BURMA: | | | | | | | | | | |
| Various Ports - Steam | 1 | 248 | 8 | 1,060 | 0 | 0 | 1 | 39 | 0 | 0 |
| Sailing | 1 | 16 | 2 | 42 | 1 | 17 | 4 | 131 | 6 | 130 |
| TOTAL | 98 | 4,691 | 112 | 4,482 | 136 | 5,032 | 141 | 5,311 | 107 | 4,285 |

No. 28.

VESSELS FIRST REGISTERED at INDIAN PORTS.

| | 1910-11. | | 1911-12. | | 1912-13. | | 1913-14. | | 1914-15. | |
|---|------------|---------------|------------|---------------|------------|--------------|------------|---------------|------------|---------------|
| | No. | TONNAGE. | No. | TONNAGE. | No. | TONNAGE. | No. | TONNAGE. | No. | TONNAGE. |
| Under the English Merchant Shipping Act: | | | | | | | | | | |
| Bengal - - Steam | 1 | 163 | 0 | 0 | 0 | 0 | 5 | 349 | 4 | 615 |
| Bombay - - Steam | 4 | 4,473 | 12 | 12,533 | 0 | 0 | 7 | 14,307 | 4 | 12,084 |
| Sailing | 0 | 0 | 1 | 13 | 0 | 0 | 0 | 0 | 1 | 14 |
| Burma - - Steam | 3 | 512 | 11 | 3,827 | 1 | 1,999 | 2 | 378 | 0 | 0 |
| | 8 | 5,148 | 24 | 16,373 | 1 | 1,999 | 14 | 15,034 | 9 | 12,713 |
| Under the Indian Merchant Shipping Acts: | | | | | | | | | | |
| Bengal - - Sailing | 0 | 0 | 0 | 0 | 0 | 0 | 0 | 0 | 2 | 138 |
| Bombay and Sind - Steam | 2 | 96 | 2 | 38 | 7 | 129 | 2 | 152 | 5 | 253 |
| Sailing | 78 | 3,318 | 105 | 3,412 | 143 | 5,363 | 167 | 5,840 | 157 | 5,373 |
| Madras - - Steam | 1 | 35 | 0 | 0 | 0 | 0 | 0 | 0 | 0 | 0 |
| Sailing | 29 | 992 | 27 | 1,266 | 25 | 840 | 25 | 1,126 | 10 | 526 |
| Burma - - Steam | 3 | 512 | 1 | 128 | 0 | 0 | 0 | 0 | 0 | 0 |
| Sailing | 3 | 292 | 2 | 42 | 1 | 17 | 4 | 131 | 8 | 301 |
| | 116 | 5,245 | 137 | 4,886 | 176 | 6,349 | 198 | 7,249 | 182 | 6,591 |
| TOTAL | 124 | 10,393 | 161 | 21,259 | 177 | 8,348 | 212 | 22,283 | 191 | 19,304 |

No. 29.

VALUE of REGISTERED IMPORTS into and EXPORTS from BRITISH INDIA, by LAND, distinguishing COUNTRIES, &c.

| COUNTRIES. | IMPORTS. | | | | | EXPORTS. | | | | |
|--|-----------|-----------|-----------|-----------|-----------|-----------|-----------|-----------|-----------|-----------|
| | 1910-11. | 1911-12. | 1912-13. | 1913-14. | 1914-15. | 1910-11. | 1911-12. | 1912-13. | 1913-14. | 1914-15. |
| Lus Bela - Merchandise | £ 51,504 | £ 45,628 | £ 49,440 | £ 63,082 | £ 68,658 | £ 16,608 | £ 11,920 | £ 17,863 | £ 16,838 | £ 21,008 |
| Khelat - { Merchandise | 43,714 | 33,958 | 24,149 | 30,498 | 21,219 | 55,514 | 54,818 | 3,835 | 2,786 | 4,638 |
| - { Treasure | — | — | — | — | — | — | — | — | — | — |
| Persia - { Merchandise | 19,511 | 20,515 | 23,343 | 17,445 | 20,531 | 62,838 | 108,836 | 139,584 | 144,204 | 107,677 |
| - { Treasure | 2,220 | 7,067 | 300 | 23,063 | 8,334 | — | — | — | — | — |
| Afghanistan - { Merchandise | 579,288 | 636,080 | 849,807 | 858,910 | 805,528 | 840,450 | 843,494 | 1,061,564 | 1,015,543 | 908,510 |
| - { Treasure | 30,820 | 16,585 | 33,871 | 18,473 | 40,200 | 133,946 | 33,603 | 35,103 | 37,004 | 42,335 |
| Tirah - Merchandise | 40,064 | 44,077 | 50,510 | 43,162 | 44,680 | 52,487 | 40,871 | 65,688 | 60,444 | 73,165 |
| Dir, Swat, and Bajaur - { Merchandise | 382,009 | 474,653 | 574,015 | 531,241 | 500,302 | 472,682 | 437,724 | 611,240 | 578,484 | 602,484 |
| - { Treasure | — | 38 | 35 | — | 90 | — | — | — | — | — |
| Buner - Merchandise | 16,323 | 17,795 | 10,974 | 13,867 | 17,256 | 30,405 | 43,393 | 20,220 | 15,170 | 18,430 |
| Waziristan - Merchandise | 23,233 | 55,842 | 55,470 | 54,559 | 72,081 | 9,227 | 27,842 | 56,045 | 43,100 | 47,512 |
| Kurram Valley Merchandise | 17,947 | 19,519 | 19,252 | 21,878 | 15,050 | 91,439 | 108,389 | 103,621 | 104,796 | 97,284 |
| Central Asia - { Merchandise | 10,978 | 11,921 | 23,835 | 31,954 | 58,447 | 8,242 | 8,053 | 17,060 | 110,073 | 96,343 |
| - { Treasure | — | — | 230 | 16,443 | 17,588 | 817 | 774 | 813 | 3,389 | 6,118 |
| Tibet - { Merchandise | 150,177 | 174,147 | 166,182 | 221,555 | 234,028 | 74,687 | 97,228 | 87,041 | 130,834 | 118,776 |
| - { Treasure | 16,840 | 15,502 | 12,835 | 20,752 | 19,025 | 9,914 | 8,184 | 14,991 | 18,708 | 34,800 |
| Nepal - { Merchandise | 2,331,665 | 2,911,729 | 3,023,701 | 2,885,021 | 2,565,480 | 1,109,338 | 1,475,461 | 1,443,863 | 1,305,352 | 1,276,038 |
| - { Treasure | 151,034 | 115,879 | 76,268 | 103,131 | 73,453 | 36,185 | 31,650 | 39,036 | 41,732 | 40,509 |
| Sikkim - { Merchandise | 65,567 | 79,772 | 97,213 | 209,064 | 190,428 | 53,774 | 72,643 | 89,215 | 100,703 | 105,077 |
| - { Treasure | 3,607 | 6,312 | 3,276 | 4,421 | 7,163 | 1,374 | 1,250 | 1,947 | 1,064 | 1,000 |
| Bhutan - { Merchandise | 12,916 | 46,061 | 101,246 | 137,865 | 144,674 | 6,245 | 231,807 | 74,033 | 117,706 | 117,089 |
| - { Treasure | 487 | 310 | 105 | 608 | 5,904 | 124 | 3,400 | 180 | 317 | 274 |
| Towang - { Merchandise | 1,145 | 1,460 | 3,914 | 2,385 | 882 | 456 | 517 | 881 | 411 | 316 |
| - { Treasure | — | — | — | — | — | — | — | 1 | — | — |
| Naga and Mishmi Hills - { Merchandise | 11,371 | 6,281 | 11,464 | 4,192 | 5,435 | 549 | 108 | 630 | 2,873 | 2,281 |
| - { Treasure | — | — | 10 | 13 | — | 135 | 408 | 6 | 1 | 4 |
| Duffa and Aka Hills - { Merchandise | 4,123 | 3,527 | 1,719 | 190 | 563 | 520 | 60 | 57 | 183 | 417 |
| - { Treasure | — | — | — | — | — | 47 | — | — | — | — |
| Western China - { Merchandise | 122,063 | 120,869 | 149,040 | 192,772 | 129,034 | 309,012 | 239,674 | 421,550 | 374,200 | 333,786 |
| - { Treasure | 134,015 | 106,272 | 244,680 | 213,716 | 358,336 | 39,864 | 46,703 | 39,136 | 42,055 | 30,951 |
| Unadministered Kachin Country* - { Merchandise | — | — | 3,163 | 8,404 | 22,838 | — | — | 11,070 | 25,092 | 30,818 |
| - { Treasure | — | — | 12,443 | 16,885 | 19,323 | — | — | 5,400 | 13,007 | 13,683 |
| Shan States - { Merchandise | 1,142,501 | 1,175,321 | 1,271,747 | 1,344,437 | 1,285,878 | 964,682 | 1,184,893 | 1,353,694 | 1,217,977 | 1,456,041 |
| - { Treasure | 291,983 | 262,791 | 216,990 | 230,617 | 205,257 | 228,377 | 277,427 | 312,456 | 277,255 | 253,735 |
| Karenni - { Merchandise | 135,364 | 142,854 | 171,226 | 230,203 | 157,724 | 20,535 | 29,057 | 31,330 | 36,902 | 23,315 |
| - { Treasure | 37,361 | 33,304 | 36,799 | 35,431 | 25,023 | 50,069 | 84,232 | 68,704 | 76,670 | 50,102 |
| N. Siam - { Merchandise | 104,452 | 147,765 | 171,010 | 214,539 | 177,344 | 117,102 | 125,440 | 108,705 | 98,007 | 89,804 |
| - { Treasure | 116,264 | 101,502 | 92,912 | 73,805 | 86,926 | 88,326 | 89,165 | 89,842 | 138,812 | 118,972 |
| S. Siam - { Merchandise | 57,897 | 64,400 | 62,138 | 78,221 | 112,186 | 28,998 | 31,191 | 21,008 | 22,510 | 26,570 |
| - { Treasure | 12,766 | 16,160 | 12,943 | 15,382 | 23,853 | 26,128 | 34,699 | 42,874 | 38,023 | 50,912 |
| Other Countries - { Merchandise | — | — | — | 480 | 14,804 | — | — | — | 584 | 476 |
| - { Treasure | — | — | — | — | — | — | — | — | — | — |
| TOTAL - { Merchandise | 5,329,807 | 6,233,274 | 6,919,558 | 7,239,282 | 6,714,300 | 4,325,700 | 5,273,518 | 6,330,716 | 5,502,428 | 5,078,817 |
| - { Treasure | 797,397 | 686,722 | 743,902 | 773,220 | 914,274 | 624,276 | 611,644 | 650,408 | 680,292 | 650,820 |
| Provinces with which trade is carried on: | | | | | | | | | | |
| Sind and British Baluchistan | 502,469 | 527,108 | 607,145 | 759,442 | 650,833 | 507,075 | 572,304 | 602,857 | 582,035 | 535,752 |
| N.W. Frontier Province | 704,101 | 841,269 | 1,084,549 | 902,865 | 972,056 | 1,254,882 | 1,187,035 | 2,031,810 | 1,431,804 | 1,383,942 |
| Kashmir | — | — | — | 36,788 | 112,365 | — | — | — | 20,604 | 118,600 |
| Punjab | 34,268 | 30,967 | 53,951 | 130,614 | 98,378 | 19,891 | 15,157 | 41,603 | 133,171 | 110,826 |
| United Provinces | 897,311 | 1,019,481 | 867,206 | 961,631 | 927,557 | 384,238 | 398,721 | 445,207 | 427,201 | 427,974 |
| Bihar and Orissa† | — | — | 2,163,862 | 1,973,003 | 1,806,319 | — | — | 897,796 | 937,805 | 885,540 |
| Bengal‡ | 1,805,825 | 2,269,474 | 329,130 | 568,840 | 526,536 | 894,574 | 1,284,962 | 328,419 | 290,072 | 243,440 |
| Assam§ | 28,563 | 55,460 | 112,319 | 124,857 | 130,893 | 7,344 | 294,492 | 66,956 | 107,663 | 100,777 |
| Burma | 2,154,667 | 2,176,237 | 2,445,298 | 2,654,462 | 2,603,727 | 1,862,062 | 2,142,491 | 2,506,396 | 2,251,175 | 2,513,803 |
| TOTAL | 6,127,204 | 6,919,996 | 7,663,460 | 8,012,502 | 7,628,684 | 4,950,066 | 5,865,162 | 6,961,214 | 6,281,720 | 6,329,643 |

* Registration commenced from April, 1912.

† Includes Bihar and Orissa, but excludes Eastern Bengal, up to 1911-12.

‡ Figures prior to 1912-13 included under Bengal.

§ Includes Eastern Bengal up to 1911-12.

APPENDIX A.
CUSTOMS TARIFF.
IMPORT DUTIES.
SCHEDULE.

| No. | NAMES OF ARTICLES. | Per | Tariff Valuation. | Duty. |
|------------------------------------|--|---|-------------------|---|
| I.—Food, Drink and Tobacco. | | | | |
| FISH. | | | | |
| 1 | FISH, SALTED, wet or dry | Indian maund of 82½ lbs. avoirdupois weight. | — | B. a. p. 0 7 6 |
| 2 | FISHMAWS, including singally and sozille, and sharkfins | — | <i>ad valorem</i> | 7½ per cent. |
| 3 | FISH, excluding salted fish (see No. 1) | — | " | 7½ " |
| FRUITS AND VEGETABLES. | | | | |
| 4 | FRUITS AND VEGETABLES, all sorts, fresh, dried, salted or preserved— | | | |
| | Almonds without shell | cwt. | 80 0 | 7½ " |
| | " in the shell | " | 20 0 | 7½ " |
| | " (kágazi) { Persian | " | 75 0 | 7½ " |
| | " { European | " | 45 0 | 7½ " |
| | Cashew or cajoo kernels | " | 25 0 | 7½ " |
| | Coconuts, Straits | thousand | 75 0 | 7½ " |
| | " other | " | 60 0 | 7½ " |
| | " kernel (khopra) | cwt. | 21 0 | 7½ " |
| | Currants | " | 28 0 | 7½ " |
| | Dates, dry, in bags | " | 7 12 | 7½ " |
| | " wet, in bags, baskets, and bundles | " | 5 8 | 7½ " |
| | " " in pots, boxes, tins, and crates | " | 8 0 | 7½ " |
| | Figs, Persian, dried | " | 12 0 | 7½ " |
| | Garlic | " | 6 0 | 7½ " |
| | Pistachio nuts | " | 45 0 | 7½ " |
| | Prunes, Bussora (álu-Bokhara) | — | <i>ad valorem</i> | 7½ " |
| | Raisins, black | — | " | 7½ " |
| | " kishmish, Persian Gulf | — | " | 7½ " |
| | " Munakka " " | cwt. | 12 0 | 7½ " |
| | " other sorts | — | <i>ad valorem</i> | 7½ " |
| | Walnuts, all descriptions | — | " | 7½ " |
| | All other sorts of fruits and vegetables, fresh, dried, salted or preserved | — | " | 7½ " |
| GRAIN, PULSE AND FLOUR. | | | | |
| 5 | GRAIN AND PULSE, all sorts, including broken grain and pulse, but excluding flour (see No. 6). | — | <i>ad valorem</i> | 2½ " |
| 6 | FLOUR | — | " | 7½ " |
| LIQUORS. | | | | |
| 7 | ALE, Beer, and Porter | Imperial gallon or 6 quart bottles. | — | B. a. p. 0 4 6 |
| 8 | OIDER and other fermented liquors | " | — | 0 4 6 |
| 9 | LIQUORS, Cordials, Mixtures and other preparations containing spirit— | | | |
| | (a) Entered in such a manner as to indicate that the strength is not to be tested | " | — | 14 10 0 |
| | (b) If tested | Imperial gallon or 6 quart bottles of the strength of London proof. | — | 11 4 0 and the duty to be increased or reduced in proportion as the strength of the spirit exceeds or is less than London proof. |
| 10 | PERFUMED SPIRITS | Imperial gallon or 6 quart bottles. | — | 18 12 0 |
| 11 | SPIRIT, which has been rendered effectually and permanently unfit for human consumption | — | <i>ad valorem</i> | 7½ per cent. |
| 12 | All other sorts of SPIRIT | Imperial gallon or 6 quart bottles of the strength of London proof. | — | 11 4 0 and the duty to be increased or reduced in proportion as the strength of the spirit exceeds or is less than London proof. |

APPENDIX A--continued.
CUSTOMS TARIFF--continued.
Import Duties--continued.
Schedule--continued.

| No. | NAMES OF ARTICLES. | Per | Tariff Valuation. | Duty. |
|---|--|------|----------------------|--------------|
| II.—Raw Materials, &c., Unmanufactured—cont. | | | | |
| MISCELLANEOUS—cont. | | | | |
| | Petroleum which has its flashing-point at or above two hundred degrees of Fahrenheit's thermometer and is proved to the satisfaction of the Collector of Customs to be intended for use exclusively for the batching of jute or other fibre, or for lubricating purposes | — | R. a. ad valorem | 7½ per cent. |
| | Petroleum which has its flashing-point at or above one hundred and fifty degrees of Fahrenheit's thermometer and is proved to the satisfaction of the Collector of Customs to be intended for use exclusively as fuel or for some sanitary or hygienic purpose. | — | ad valorem | 7½ " |
| 34 | All other sorts of animal, essential, mineral, and vegetable non-essential OILS— | | | |
| | Cocoanut Oil | cwt. | 28 0 | 7½ " |
| | All other sorts of oils | — | ad valorem | 7½ " |
| SEEDS. | | | | |
| 35 | OIL-SEEDS, imported into British India by sea from the territories of any Native Prince or Chief in India | — | — | Free. |
| 36 | SEEDS, all sorts, excluding oil-seeds specified in No. 35 | — | ad valorem | 7½ per cent. |
| TALLOW, STEARINE AND WAX. | | | | |
| 37 | TALLOW AND STEARINE, including grease and animal fat, and WAX of all sorts, not otherwise specified | — | ad valorem | 7½ " |
| TEXTILE MATERIALS. | | | | |
| 38 | COTTON, raw | — | — | Free. |
| 39 | WOOL, raw | — | — | Free. |
| 40 | TEXTILE MATERIALS, the following:— | | | |
| | Silk waste and raw silk, including cocoons:— | | | |
| | Bokhara | lb. | 6 0 | 7½ per cent. |
| | Floss | — | ad valorem | 7½ " |
| | Raw silk:—Yellow Shanghai, including re-reeled | lb. | 5 0 | 7½ " |
| | " from Indo-China, and places in China other than | | | |
| | Shanghai, including re-reeled | " | 5 2 | 7½ " |
| | Mathow | " | 3 8 | 7½ " |
| | Panjam | " | 2 8 | 7½ " |
| | Persian | " | 4 8 | 7½ " |
| | Siam | " | 3 6 | 7½ " |
| | White Shanghai, Thonkoon or Duppon | " | 3 8 | 7½ " |
| | " other kinds, including re-reeled | " | 5 10 | 7½ " |
| | " other kinds of China, including re-reeled | " | 6 10 | 7½ " |
| | Waste and Kachra | — | ad valorem | 7½ " |
| | All other sorts, including cocoons | — | " | 7½ " |
| | Raw Flax, Hemp, Jute, and all other unmanufactured textile materials not otherwise specified | — | " | 7½ " |
| WOOD AND TIMBER. | | | | |
| 41 | FIREWOOD | — | ad valorem | 2½ " |
| 42 | WOOD AND TIMBER, all sorts not otherwise specified, including all sorts of ornamental wood | — | " | 7½ " |
| MISCELLANEOUS. | | | | |
| 43 | CANES AND BATTANS | — | ad valorem | 7½ " |
| 44 | COWRIES AND SHELLS, including Tortoise-shell— | | | |
| | Chanks—large shells, for cameos | — | " | 7½ " |
| | " white, live | — | " | 7½ " |
| | " " dead | — | " | 7½ " |
| | Cowras | cwt. | 4 0 | 7½ " |
| | Cowries, bazar, common | " | 5 0 | 7½ " |
| | " yellow, superior quality | " | 7 0 | 7½ " |
| | " Maldivo | " | 125 0 | 7½ " |
| | " Sankhli | " | ad valorem | 7½ " |
| | Mother-of-pearl, nacre | cwt. | 105 0 | 7½ " |
| | Nakhla | lb. | 13 0 | 7½ " |
| | Tortoise-shell | " | 5 0 | 7½ " |
| | " nakh | " | ad valorem | 7½ " |
| | All other sorts, including articles made of shell, not otherwise described | — | " | 7½ " |

APPENDIX A—continued.
CUSTOMS TARIFF—continued.
Import Duties—continued.
Schedule—continued.

| No. | NAMES OF ARTICLES. | Per | Tariff Valuation. | Duty. |
|---|---|------|-------------------|--|
| II.—Raw Materials, &c., Unmanufactured—cont. | | | | |
| MISCELLANEOUS—cont. | | | | |
| | | | <i>R. a.</i> | |
| 45 | IVORY, unmanufactured— | | | |
| | Elephants' grinders | cwt. | 300 0 | 7½ per cent. |
| | Elephants' tusks (other than hollows, centres, and points) each exceeding 20 lb. in weight, and hollows, centres, and points each weighing 10 lb. and over | " | 850 0 | 7½ " |
| | Elephants' tusks (other than hollows, centres, and points) not less than 10 lb. and not exceeding 20 lb. each, and hollows, centres, and points each weighing less than 10 lb. | " | 750 0 | 7½ " |
| | Elephants' tusks, each less than 10 lb. (other than hollows, centres, and points) | " | 450 0 | 7½ " |
| | Sea-cow or moye teeth, each not less than 4 lb. | " | 200 0 | 7½ " |
| | Sea-cow or moye teeth, each not less than 3 lb. and under 4 lb. | " | 175 0 | 7½ " |
| | Sea-cow or moye teeth, each less than 3 lb. | " | 115 0 | 7½ " |
| | All other sorts unmanufactured not otherwise specified | — | <i>ad valorem</i> | 7½ " |
| 46 | MANURES of all sorts, including animal bones and the following chemical manures:—Basic slag, nitrate of soda, muriate of potash, sulphate of potash, kainit salts, nitrate of lime, calcium cyanamide and mineral superphosphates | — | — | Free. |
| 47 | PRECIOUS STONES AND PEARLS, unset | — | <i>ad valorem</i> | 7½ per cent. |
| 48 | PULP OF WOOD, RAGS, and other paper-making materials | — | — | Free. |
| 49 | ALL OTHER RAW MATERIALS, and produce and articles mainly unmanufactured, not otherwise specified | — | <i>ad valorem</i> | 7½ per cent. |
| III.—Articles wholly or mainly manufactured. | | | | |
| APPAREL. | | | | |
| 50 | APPAREL, including drapery, boots and shoes, and military and other uniforms and accoutrements, but excluding uniforms and accoutrements exempted from duty (No. 51) and silver thread (No. 90) | — | <i>ad valorem</i> | 7½ per cent. |
| 51 | UNIFORMS AND ACCOUTREMENTS appertaining thereto, imported by a public servant for his personal use | — | — | Free. |
| ARMS, AMMUNITION AND MILITARY STORES. | | | | |
| 52 | Subject to the exemptions specified in No. 55, ARMS, AMMUNITION, AND MILITARY STORES, that is to say:— | | | |
| | (1) Firearms other than pistols, including gas and air guns and rifles | Each | — | <i>R. a.</i> 50 0 |
| | (2) Barrels for the same, whether single or double | " | — | 30 0 |
| | (3) Pistols | " | — | 15 0 |
| | (4) Barrels for the same, whether single or double | " | — | 10 0 |
| | (5) Main springs and magazine springs for firearms, including gas guns and rifles | " | — | 8 0 |
| | (6) Gunstocks and breech blocks | " | — | 5 0 |
| | (7) Revolver cylinders, for each cartridge they will carry | " | — | 2 8 |
| | (8) Actions (including skeleton and waster), breech bolts and their heads, cocking pieces, and locks (for muzzle-loading arms) | " | — | 1 8 |
| | (9) Machines for making, loading, or closing cartridges for rifled arms | " | — | 10 0 |
| | (10) Machines for capping cartridges for rifled arms | " | — | 2 8 |
| | <i>Proviso 1.</i> —No duty in excess of 20 per cent. <i>ad valorem</i> shall be levied upon any of the articles specified in items Nos. 1 to 10 of this entry when they are imported in reasonable quantity, for his own private use, by any person lawfully entitled to possess the same. | | | } or 20 per cent. <i>ad valorem</i> whichever is higher. |
| | <i>Proviso 2.</i> —When any articles which have been otherwise imported, and upon which duty has been levied or is leviable under items Nos. 1 to 10, are purchased retail from the importer by a person lawfully entitled as aforesaid, in reasonable quantity, for his own private use, the importer may apply to the Collector of Customs for refund or remission (as the case may be) of so much of the duty thereon as is in excess of 20 per cent. <i>ad valorem</i> ; and if such collector is satisfied as to the identity of the articles, and that such importer is in other respects entitled to such refund or remission, he shall grant the same accordingly. | | | |
| 53 | GUNPOWDER for cannons, rifles, guns, pistols, and sporting purposes | — | <i>ad valorem</i> | 20 per cent. |
| 54 | Subject to the exemptions specified in No. 55, all ARTICLES, other than those specified in entry No. 52, which are ARMS OR PARTS OF ARMS within the meaning of the Indian Arms Act (excluding springs used for air-guns which are dutiable as hardware, under No. 68), all tools used for cleaning or putting together the same, all machines for making, loading, closing, or capping cartridges for arms other than rifled arms, and all other sorts of ammunition and military stores, and any articles which the Governor-General in Council may by notification in the <i>Gazette of India</i> declare to be "ammunition" or "military stores" for the purposes of this Act | — | — | 20 |

APPENDIX A—continued.
 CUSTOMS TARIFF—continued.
 Import Duties—continued.
 Schedule—continued.

| No. | NAMES OF ARTICLES. | Per | Tariff Valuation. | Duty. |
|--|--|----------------------|----------------------|--------------|
| III.—Articles wholly or mainly Manufactured—cont. | | | | |
| ARMS, AMMUNITION, AND MILITARY STORES—cont. | | | | |
| 55 | The following classes of ARMS, AMMUNITION AND MILITARY STORES:— (a) Articles falling under the 5th, 6th, 8th, 9th, or 10th item of No. 52, when they appertain to a firearm falling under the 1st or 3rd item, and are fitted into the same case with such firearm; (b) Arms forming part of the regular equipment of an officer entitled to wear diplomatic, military, naval or police uniform; (c) A sword, a revolver, or a pair of pistols, when accompanying an officer of His Majesty's Regular Forces, or a commissioned officer of a volunteer corps, or certified by the commandant of the corps to which such officer belongs, or, in the case of an officer not attached to any corps, by the officer commanding the station or district in which such officer is serving, to be imported by the officer for the purposes of his equipment; (d) Swords and revolvers which are certified by an Inspector-General of Police to be part of the ordinary equipment of members of the police force under his charge; (e) Swords forming part of the equipment of Indian commissioned officers of His Majesty's army; (f) Swords for presentation as army or volunteer prizes; (g) Arms, ammunition, and military stores imported with the sanction of the Government of India for the use of any portion of the military forces of a Native State in India which may be maintained and organised for Imperial Service; (h) Morris tubes and patent ammunition imported by officers commanding British and Indian regiments, or volunteer corps, for the instruction of their men. | — | — | Free. |
| 56 | EXPLOSIVES, namely, blasting gunpowder, blasting gelatine, blasting dynamite, blasting roburite, blasting tonite, and all other sorts, including detonators and blasting fuse | — | ad valorem | 7½ per cent. |
| CARRIAGES AND CARTS. | | | | |
| 57 | CARRIAGES AND CARTS, including motor-cars, motor-cycles and motor wagons, bicycles, tricycles, jinrikshas, bath chairs, perambulators, trucks, wheelbarrows, and all other sorts of conveyances and component parts thereof | — | ad valorem | 7½ " |
| CHEMICALS, DRUGS, AND MEDICINES. | | | | |
| 58 | ANTI-PLAGUE SERUM | — | — | Free. |
| 59 | COPPERAS, green | — | ad valorem | 2½ per cent. |
| 60 | OPIUM and its alkaloids | Seer of 80 tolas. | — | R a 24 0 |
| 61 | QUININE and all other alkaloids of cinchona | — | — | Free. |
| 62 | CHEMICALS, DRUGS AND MEDICINES, all sorts not otherwise specified— | — | ad valorem | 7½ per cent. |
| | Acid, sulphuric | cwt. | 3 0 | 7½ " |
| | Alkali, Indian (sajji-khar) | " | 6 8 | 7½ " |
| | Alum | " | 17 0 | 7½ " |
| | Arsenic (China mansil) | " | ad valorem | 7½ " |
| | " other sorts | cwt. | 36 0 | 7½ " |
| | Sal ammoniac | " | 4 0 | 7½ " |
| | Soda ash | " | 5 8 | 7½ " |
| | Soda bicarbonate | " | 20 0 | 7½ " |
| | Sulphate of copper | " | 7 0 | 7½ " |
| | Sulphur (brimstone), flour | " | 6 0 | 7½ " |
| | " ("), roll | " | ad valorem | 7½ " |
| | " ("), rough | " | " | 7½ " |
| | All other sorts of chemical products and preparations not otherwise specified | — | " | 7½ " |
| | Aloes, black | — | " | 7½ " |
| | " Socotra | — | " | 7½ " |
| | Aloe-wood | cwt. | 120 0 | 7½ " |
| | Asafetida (hing) | " | 30 0 | 7½ " |
| | " coarse (hingra) | " | ad valorem | 7½ " |
| | Atáry, Persian | lb. | 0 6 | 7½ " |
| | Bánalochan (bamboo camphor) | — | ad valorem | 7½ " |
| | Brimstone (amalsára) | cwt. | 7 0 | 7½ " |
| | Calumba root | lb. | 1 4 | 7½ " |
| | Camphor, refined, other than powder | — | ad valorem | 7½ " |
| | " in powder | cwt. | 17 0 | 7½ " |
| | Cassia lignea | — | — | — |

APPENDIX A—continued.
 CUSTOMS TARIFF—continued.
 Import Duties—continued.
 Schedule—continued.

| No. | NAMES OF ARTICLES. | Per | Tariff Valuation. | Duty. |
|--|--|-----------------------|----------------------|--------------|
| III.—Articles wholly or mainly Manufactured—cont. | | | | |
| CHEMICALS, DRUGS, &c.—cont. | | | | |
| CHEMICALS, &c.—cont. | | | | |
| | China root (chobchini), rough | cwt. | 10 0 | 7½ per cent. |
| | " " ("), scraped | — | 19 0 | 7½ " |
| | Cocaine | — | <i>ad valorem</i> | 7½ " |
| | Cubebs | cwt. | 85 0 | 7½ " |
| | Galangal, China | — | 10 8 | 7½ " |
| | Pellitory (akalkara) | — | <i>ad valorem</i> | 7½ " |
| | Peppermint, crystals | — | — | 7½ " |
| | Salep | cwt. | 140 0 | 7½ " |
| | Senna leaves | — | <i>ad valorem</i> | 7½ " |
| | Storax, liquid (rose mellos or salaras) | cwt. | 40 0 | 7½ " |
| | All other sorts of drugs, medicines, and narcotics | — | <i>ad valorem</i> | 7½ " |
| CUTLERY, HARDWARE, IMPLEMENTS AND INSTRUMENTS. | | | | |
| 63 | The following AGRICULTURAL IMPLEMENTS, when constructed so that they can be worked by manual or animal power, namely, winnowers, threshers, mowing and reaping machines, elevators, seed-crushers, chaff-cutters, root-cutters, horse and bullock gears, ploughs, cultivators, scarifiers, harrows, clod-crushers, seed-drills, hay-tedders, and rakes | — | — | Free. |
| 64 | CLOCKS AND WATCHES, and parts thereof | — | <i>ad valorem</i> | 7½ per cent. |
| 65 | CUTLERY | — | — | 7½ " |
| 66 | The following DAIRY APPLIANCES, when constructed so that they can be worked by manual or animal power, namely, cream separators, milk sterilizing or pasteurizing plant, milk aerating and cooling apparatus, churns, butter dryers, and butter workers | — | — | Free. |
| 67 | ELECTROPLATED WARE | — | <i>ad valorem</i> | 7½ " |
| 68 | HARDWARE, IRONMONGERY, AND TOOLS, all sorts, not otherwise specified | — | — | 7½ " |
| 69 | INSTRUMENTS, APPARATUS, AND APPLIANCES, imported by a passenger as part of his personal baggage and in actual use by him in the exercise of his profession or calling | — | — | Free. |
| 70 | TELEGRAPHIC INSTRUMENTS AND APPARATUS, and parts thereof, imported by or under the orders of a railway company | — | <i>ad valorem</i> | 2½ per cent. |
| 71 | WATER-LIFTS, SUGAR-MILLS, OIL-PRESSES, and parts thereof, when constructed so that they can be worked by manual or animal power | — | — | Free. |
| 72 | All other sorts of IMPLEMENTS, INSTRUMENTS, APPARATUS, AND APPLIANCES, and parts thereof, not otherwise specified | — | <i>ad valorem</i> | 7½ " |
| DYES AND COLOURS. | | | | |
| 73 | DYEING AND TANNING SUBSTANCES, all sorts, and PAINTS AND COLOURS and painters' materials, all sorts— | | | |
| | Alizarine dye, dry, 40 per cent. | lb. | 5 0 | 7½ " |
| | " " " 50 " | " | 5 8 | 7½ " |
| | " " " 60 " | " | 6 0 | 7½ " |
| | " " " 70 " | " | 6 8 | 7½ " |
| | " " " 80 " | " | 7 0 | 7½ " |
| | " " " 100 " | " | 7 8 | 7½ " |
| | Alizarine dye, moist, 10 per cent. | " | 2 12 | 7½ " |
| | " " " 16 " | " | 3 4 | 7½ " |
| | " " " 20 " | " | 4 0 | 7½ " |
| | Aniline dye, moist | " | 2 0 | 7½ " |
| | " " dry | " | 4 0 | 7½ " |
| | " salts | — | <i>ad valorem</i> | 7½ " |
| | Avar bark | cwt. | 3 12 | 7½ " |
| | Buzgand (gulpista) | — | <i>ad valorem</i> | 7½ " |
| | Cochineal | lb. | 1 4 | 7½ " |
| | Gallnuts (myrabolams) | — | <i>ad valorem</i> | 7½ " |
| | " Persian | cwt. | 70 0 | 7½ " |
| | Madder or manjit | — | <i>ad valorem</i> | 7½ " |
| | Orchilla weed | — | — | 7½ " |
| | Sappan wood and root | — | — | 7½ " |
| | Turmeric | — | — | 7½ " |
| | All other sorts of dyeing and tanning materials | — | — | 7½ " |
| | Lead, red, dry | cwt. | 25 0 | 7½ " |
| | " white, dry | " | 28 0 | 7½ " |
| | Ochre, other than European, all colours | " | 3 0 | 7½ " |
| | Paints, composition | — | <i>ad valorem</i> | 7½ " |
| | " patent driers | — | — | 7½ " |
| | Turpentine | Imperial gallon. | 3 4 | 7½ " |
| | Verdigris | — | <i>ad valorem</i> | 7½ " |
| | Vermilion, Canton | box of 90 bundles. | 150 0 | 7½ " |

APPENDIX A—continued.
CUSTOMS TARIFF—continued.
Import Duties—continued.
Schedule—continued.

183

| No. | NAMES OF ARTICLES. | Per | Tariff Valuation. | Duty. |
|--|---|-----|----------------------|--------------|
| III.—Articles wholly or mainly Manufactured—cont. | | | | |
| DYES AND COLOURS—cont. | | | | |
| | Zinc, white, dry | — | R. a. ad valorem | 7½ per cent. |
| | All other sorts of paints, colours, and painters' materials not otherwise specified, including glue and putty | — | " | 7½ " |
| FURNITURE, CABINETWARE, AND MANUFACTURES OF WOOD. | | | | |
| 74 | FURNITURE, CABINETWARE, and all manufactures of wood not otherwise specified | — | ad valorem | 7½ " |
| GLASSWARE AND EARTHENWARE. | | | | |
| 75 | GLASS AND GLASSWARE, all sorts, Chinese and Japanese ware, lacquered ware, earthenware, China and porcelain | — | ad valorem | 7½ " |
| HIDES, SKINS, AND LEATHER. | | | | |
| 76 | HIDES AND SKINS, not otherwise specified, LEATHER AND LEATHER MANUFACTURES, all sorts, not otherwise specified | — | ad valorem | 7½ " |
| MACHINERY. | | | | |
| 77 | MACHINERY, namely, prime-movers and component parts thereof, including boilers and component parts thereof; also including locomotive and portable engines, steam-rollers, fire-engines and other machines in which the prime-mover is not separable from the operative parts. | — | ad valorem | 2½ " |
| | MACHINERY (and component parts thereof), meaning machines or sets of machines to be worked by electric, steam, water, fire or other power not being manual or animal labour, or which, before being brought into use, require to be fixed with reference to other moving parts; and including belting of all materials for driving machinery | — | ad valorem | 2½ " |
| | Provided that the term does not include tools and implements to be worked by manual or animal labour, and provided also that only such articles shall be admitted as component parts of machinery as are indispensable for the working of the machinery, and are, owing to their shape or to other special quality, not adapted for any other purpose. | | | |
| | Note.—This entry includes machinery and component parts thereof, made of substances other than metal, but excludes the articles exempted under Nos. 78, 79, and 80. | | | |
| 78 | MACHINERY AND COMPONENT PARTS thereof, as defined in No. 77, imported by the owner of a cotton spinning or weaving mill, and proved to the satisfaction of the Collector of Customs to be intended for use in a cotton spinning or weaving mill | — | — | Free. |
| 79 | The following ARTICLES USED IN THE MANUFACTURE OF COTTON, namely, bobbins (warping), forks for looms, healds, heald cords, heald knitting needles, laces, lags and needles for dobbies, pickers (buffalo and others), picking bands, picking levers, picking sticks (over and under), reed pliers, reeds, shuttles (for power looms), springs for looms, strappings, and weft forks | — | — | Free. |
| 80 | DRAWING-IN-FRAMES imported by the owner of a cotton weaving mill and proved to the satisfaction of the Collector of Customs to be intended for use in the weaving of cotton | — | — | Free. |
| 81 | MACHINERY and component parts thereof, meaning machines or parts of machines to be worked by manual or animal labour | — | ad valorem | 7½ per cent. |
| 82 | IRON— METALS, IRON AND STEEL. | | | |
| | ANGLE— | | | |
| | Angle, T, Lowmoor or Swedish and similar qualities | — | ad valorem | 2½ " |
| | " other than Lowmoor or Swedish and similar qualities | ton | 145 0 | 2½ " |
| | " other than Lowmoor or Swedish and similar qualities, if galvanised, tinned, or lead-coated | — | ad valorem | 2½ " |
| | All other sorts | — | " | 2½ " |
| | BAR, ROD, AND CHANNEL, INCLUDING CHANNEL FOR CARRIAGES— | | | |
| | Bar, Lowmoor and similar qualities | — | ad valorem | 2½ " |
| | " Swedish and similar qualities | ton | 200 0 | 2½ " |
| | " " " " " nail-rod, round-rod, and square, under ½ inch in diameter | — | 210 0 | 2½ " |
| | " Swedish and charcoal, if galvanised, tinned, or lead-coated | — | ad valorem | 2½ " |
| | " other kinds | ton | 145 0 | 2½ " |
| | " " " " " nail-rod, round-rod, and square, under ½ inch in diameter | — | 155 0 | 2½ " |
| | " " " " " if galvanised, tinned, or lead-coated | — | ad valorem | 2½ " |
| | Channel, including channel for carriages | — | " | 2½ " |
| | All other sorts | — | " | 2½ " |

APPENDIX A—continued.
 CUSTOMS TARIFF—continued.
 Import Duties—continued.
 Schedule—continued.

| No. | NAMES OF ARTICLES. | Per | Tariff Valuation. | Duty. |
|--|--|------|----------------------|--------------|
| III.—Articles wholly or mainly Manufactured—cont. | | | | |
| METALS, IRON AND STEEL—cont. | | | | |
| | IRON—cont. | | <i>R. a.</i> | |
| | FIG | — | <i>ad valorem</i> | 2½ per cent. |
| | RICE BOWLS | — | " | 2½ " |
| 83 | IRON OR STEEL— | | | |
| | ANCHORS AND CABLES | — | " | 2½ " |
| | BEAMS, JOISTS, pillars, girders, screw-piles, bridge-work, and other such descriptions of iron or steel, imported exclusively for building purposes; including also ridging, guttering, and continuous roofing | — | " | 2½ " |
| | BOLTS and nuts, including hook bolts and nuts for roofing | — | " | 2½ " |
| | HOOPS AND STRIPS— | | | |
| | Hoops, Lowmoor or Swedish and similar qualities | — | " | 2½ " |
| | " other than Lowmoor or Swedish, if galvanised, tinned, or lead-coated | — | " | 2½ " |
| | " other kinds | ton | 180" 0 | 2½ " |
| | Strips, Lowmoor or Swedish and similar qualities | — | <i>ad valorem</i> | 2½ " |
| | " if galvanised, tinned, lead-coated, aluminium-coated, chequered, or planished | — | " | 2½ " |
| | " other kinds | ton | 150" 0 | 2½ " |
| | NAILS, RIVETS, AND WASHERS, ALL SORTS— | | | |
| | Iron nails, rose, wire, and flat-headed | cwt. | 14 0 | 2½ " |
| | " " other kinds, including galvanised, tinned, or lead-coated | — | <i>ad valorem</i> | 2½ " |
| | Steel nails, all sorts | — | " | 2½ " |
| | Rivets and washers, iron or steel | — | " | 2½ " |
| | PIPES AND TUBES, and fittings therefor, such as bends, boots, elbows, tees, sockets, flanges, and the like | — | " | 2½ " |
| | RAILS, CHAIRS, sleepers, bearing and fishplates, spikes (commonly known as dog spikes), switches and crossings, other than those described in No. 94, also lever-boxes, clips, and tie-bars | — | " | 2½ " |
| | SHEETS AND PLATES, all sorts excluding discs and circles which are dutiable under No. 85— | | | |
| | Sheets and plates, Lowmoor and similar qualities | — | " | 2½ per cent. |
| | " " Swedish and charcoal | — | " | 2½ " |
| | " " Swedish and charcoal, if galvanised, tinned, or lead-coated | — | " | 2½ " |
| | Plates, other kinds, above ¼ inch thick | ton | 150" 0 | 2½ " |
| | Sheets, " " up to ¼ " " | " | 155 0 | 2½ " |
| | Sheets (other than corrugated), and plates, other kinds, if galvanised, tinned, lead-coated, aluminium-coated, chequered or planished | — | <i>ad valorem</i> | 2½ " |
| | Sheets, corrugated, galvanised or black | ton | 240 0 | 2½ " |
| | WIRE, including fencing wire and wire rope, but excluding wire-netting (which is dutiable under No. 85) | — | <i>ad valorem</i> | 2½ " |
| 84 | STEEL— | | | |
| | ANGLE— | | | |
| | Angle T | ton | 145 0 | 2½ " |
| | " if galvanised, tinned, or lead-coated | — | <i>ad valorem</i> | 2½ " |
| | " all other sorts | — | " | 2½ " |
| | BAR, ROD AND CHANNEL, including channel for carriages— | | | |
| | Bar (other than cast steel) | ton | 145 0 | 2½ " |
| | " Swedish and similar qualities | — | <i>ad valorem</i> | 2½ " |
| | " nail-rod, round rod, and square, other than Swedish or similar qualities, under ¼ inch in diameter | ton | 155 0 | 2½ " |
| | " galvanised, tinned, lead-coated, planished or polished | — | <i>ad valorem</i> | 2½ " |
| | " all other sorts | — | " | 2½ " |
| | Channel including channel for carriages | — | " | 2½ " |
| | CAST including spring, blistered and tub steel | — | " | 2½ " |
| | INGOTS, BLOOMS, BILLETS AND SLABS | — | " | 2½ " |
| 85 | All sorts of IRON AND STEEL and manufactures thereof, not otherwise specified— | | | |
| | Iron or steel cans or drums, when imported containing petroleum, which is separately assessed to duty under No. 83, namely:— | | | |
| | Iron or steel cans, tinned, other than petrol tins of two gallons capacity | can | 0 3½ | 7½ " |
| | Iron or steel cans or drums, not tinned, of two gallons capacity | " | 0 2 | 7½ " |
| | Iron or steel drums of four gallons capacity— | | | |
| | (a) with faucet cups | drum | 1 0 | 7½ " |
| | (b) ordinary | " | 0 8 | 7½ " |
| | Iron or steel, all other sorts, including discs or circles and wire-netting | — | <i>ad valorem</i> | 7½ " |
| METALS, OTHER THAN IRON AND STEEL. | | | | |
| 86 | CURRENT SILVER, NICKEL, BRONZE, AND COPPER COIN of the Government of India | — | — | Free. |

APPENDIX A—continued.

CUSTOMS TARIFF—continued.

Import Duties—continued.

Schedule—continued.

| No. | NAMES OF ARTICLES. | Per | Tariff Valuation. | Duty. |
|--|--|-----------------|-------------------|-------------------|
| III.—Articles wholly or mainly Manufactured—cont. | | | | |
| METALS, OTHER THAN IRON AND STEEL—cont. | | | | |
| | | | <i>R. a.</i> | |
| 87 | GOLD BULLION AND COIN | — | — | Free. |
| 88 | LEAD, sheets, for tea-chests | — | <i>ad valorem</i> | 2½ per cent. |
| 89 | SILVER, BULLION OR COIN, not otherwise specified (<i>see</i> Nos. 86 and 136) | ounce | — | <i>R a</i> 0 4 |
| 90 | SILVER PLATE, SILVER THREAD and WIRE and SILVER MANUFACTURES, all sorts Provided that where the silver contained in an article can be ascertained, or where an official or recognised certificate of assay, in such form as the Government of India may prescribe, is presented showing the amount of silver contained in an article, the Collector of Customs shall levy duty at the rate of 4 annas per ounce on the amount of silver so determined, and at the rate of 7½ per cent. <i>ad valorem</i> on the difference between the value of such silver calculated at the market value of silver and the real value of the article. | — | <i>ad valorem</i> | 15 per cent. |
| 91 | ALL SORTS OF METALS OTHER THAN IRON AND STEEL, and manufactures thereof, not otherwise specified— | | | |
| | Brass, orsidue and leaves, European | — | <i>ad valorem</i> | 7½ per cent. |
| | " " " China | — | " | 7½ " |
| | " patent or yellow metal, sheets and sheathing, weighing 1 lb. or above per square foot, and braziers, and plates | cwt. | 65 0 | 7½ " |
| | " patent or yellow metal (old) | " | 35 0 | 7½ " |
| | " sheets, flat or in rolls, and sheathing, weighing less than 1 lb. per square foot | — | <i>ad valorem</i> | 7½ " |
| | " wire | — | " | 7½ " |
| | " all other sorts | — | " | 7½ " |
| | Copper, bolt and bar, rolled | — | " | 7½ " |
| | " braziers, sheets, plates and sheathing | cwt. | 65 0 | 7½ " |
| | " nails and composition nails | — | <i>ad valorem</i> | 7½ " |
| | " old | cwt. | 45 0 | 7½ " |
| | " pigs, tiles, ingots, cakes, bricks, and slabs | " | 62 0 | 7½ " |
| | " China, white, copperware | lb. | 2 4 | 7½ " |
| | " foil or dankpana, white, 10 or 11 in. × 4 to 5 in. | hundred leaves. | 8 8 | 7½ " |
| | " " " coloured, 10 to 11 in. × 4 to 5 in. | " | 3 12 | 7½ " |
| | " wire, including phosphor-bronze | — | <i>ad valorem</i> | 7½ " |
| | " all other sorts, unmanufactured and manufactured, except current coin of the Government of India, which is free | — | " | 7½ " |
| | German silver | — | " | 7½ " |
| | Gold leaf | — | " | 7½ " |
| | Lametta | — | " | 7½ " |
| | Lead, all sorts (except sheets for tea-chests) | — | " | 7½ " |
| | Quicksilver | lb. | 8 0 | 7½ " |
| | Shot, bird | cwt. | 26 0 | 7½ " |
| | Tin, block | " | 125 0 | 7½ " |
| | " foil, and other sorts | — | <i>ad valorem</i> | 7½ " |
| | Zinc or spelter, nails | — | " | 7½ " |
| | " " tiles or slabs, soft | cwt. | 50 0 | 7½ " |
| | " " " hard | " | 40 0 | 7½ " |
| | " " all other sorts including boiler tiles | — | <i>ad valorem</i> | 7½ " |
| | All other sorts of metals, and manufactures thereof | — | " | 7½ " |
| PAPER, PASTEBOARD AND STATIONERY. | | | | |
| 92 | TRADE CATALOGUES AND ADVERTISING CIRCULARS imported by packet, book, or parcel post | — | — | Free. |
| 93 | PAPER AND ARTICLES MADE OF PAPER AND PAPIER MACHE, PASTEBOARD, MILLBOARD, AND CARDBOARD, all sorts, and STATIONERY, including ruled or printed forms and account and manuscript books, labels, advertising circulars, sheet or card almanacs and calendars, Christmas, Easter and other cards, including cards in booklet form; including also wastepaper and old newspapers for packing; but excluding trade catalogues and advertising circulars imported by packet, book, or parcel post | — | <i>ad valorem</i> | 7½ per cent. |
| RAILWAY PLANT AND ROLLING STOCK. | | | | |
| 94 | RAILWAY MATERIAL for permanent-way and rolling-stock, namely, cylinders, girders, and other material for bridges, rails, sleepers, bearing and fish-plates, fish-bolts, chairs, spikes, crossings, sleeper fastenings, switches, interlocking apparatus, brake gear, couplings and springs, signals, turntables, weigh-bridges, engines, tenders, carriages, wagons, traversers, trollies, trucks, and component parts thereof; also the following articles when imported by or under the orders of a railway company, namely, cranes, water cranes, water tanks and standards, wire and other materials for fencing | — | <i>ad valorem</i> | 2½ " |

APPENDIX A—*continued.*
 CUSTOMS TARIFF—*continued.*
 Import Duties—*continued.*
 Schedule—*continued.*

| No. | NAMES OF ARTICLES. | Per | Tariff Valuation. | Duty. |
|---|---|------------------|----------------------|--------------|
| III.—Articles wholly or mainly Manufactured—<i>cont.</i> | | | | |
| RAILWAY PLANT AND ROLLING STOCK—<i>cont.</i> | | | | |
| <p>Provided that for the purpose of this entry "railway" means a line of railway subject to the provisions of the Indian Railways Act, 1890, and includes a railway constructed in a Native State under the suzerainty of His Majesty and also such tramways as the Governor-General in Council may, by notification in the <i>Gazette of India</i>, specifically include therein.</p> <p>Provided also that only such articles shall be admitted as component parts of railway material as are indispensable for the working of railways and are, owing to their shape or to other special quality, not adapted for any other purpose.</p> | | | | |
| YARNS AND TEXTILE FABRICS. | | | | |
| 95 | COTTON TWIST AND YARN, and COTTON SEWING OR DARNING THREAD | — | — | Free. |
| 96 | COTTON piece-goods, hosiery, thread other than sewing or darning thread, and all other manufactured cotton goods not otherwise specified | — | <i>ad valorem</i> | 3½ per cent. |
| 97 | SECOND-HAND OR USED GUNNY BAGS made of jute | — | — | Free. |
| 98 | YARNS AND TEXTILE FABRICS, that is to say:— | | | |
| | Flax twist and yarn and manufactures of flax | — | <i>ad valorem</i> | 7½ per cent. |
| | Haberdashery and Millinery | — | " | 7½ " |
| | Hemp manufactures | — | " | 7½ " |
| | Hosiery, excluding cotton hosiery (<i>see</i> No. 96) | — | " | 7½ " |
| | Jute twist and yarn and jute manufactures, excluding second-hand or used gunny bags (<i>see</i> No. 97) | — | " | 7½ " |
| | Silk yarn, noils, and warps, silk thread, silk piece-goods and other manufactures of silk | — | " | 7½ " |
| | Woollen yarn, knitting wool and other manufactures of wool including felt | — | " | 7½ " |
| | All other sorts of yarns and textile fabrics, not otherwise specified | — | " | 7½ " |
| MISCELLANEOUS. | | | | |
| 99 | ART, the following works of:—(1) statuary and pictures intended to be put up for the public benefit in a public place, and (2) memorials of a public character intended to be put up in a public place, including the materials used, or to be used, in their construction, whether worked or not | — | — | Free. |
| 100 | ART, works of, excluding those specified in No. 99 | — | <i>ad valorem</i> | 7½ per cent. |
| 101 | BOOKS, printed, including covers for printed books, maps, charts and plans, proofs, music and manuscripts | — | — | Free. |
| 102 | BRUSHES AND BROOMS | — | <i>ad valorem</i> | 7½ per cent. |
| 103 | BUILDING AND ENGINEERING MATERIALS, including asphalt, bricks, cement, chalk and lime, clay, pipes of earthenware, tiles and all other sorts of building and engineering materials not otherwise specified | — | " | 7½ " |
| 104 | CANDLES | — | " | 7½ " |
| 105 | CORDAGE AND ROPE AND TWINE OF VEGETABLE FIBRE | — | " | 7½ " |
| 106 | FIREWORKS | — | " | 7½ " |
| 107 | FURNITURE, TACKLE, AND APPAREL, not otherwise described, for steam, railway, rowing, and other vessels | — | " | 7½ " |
| 108 | IVORY, manufactured | — | " | 7½ " |
| 109 | JEWELLERY AND JEWELS, including gold plate and other manufactures of gold, but excluding silver plate and other manufactures of silver (<i>see</i> No. 90) | — | " | 7½ " |
| 110 | MATCHES | — | " | 7½ " |
| 111 | MATS AND MATTING | — | " | 7½ " |
| 112 | OILCAKES | — | " | 7½ " |
| 113 | OILCLOTH AND FLOOR-CLOTH | — | " | 7½ " |
| 114 | PACKING—ENGINE AND BOILER—all sorts, excluding packing forming a component part of any article included in No. 77 and No. 94 | — | " | 7½ " |
| 115 | PERFUMERY, excluding perfumed spirits (<i>see</i> No. 10)— | | | |
| | Gowla, husked and unhusked | cwt. | 110 0 | 7½ " |
| | Kapurkohri (zedoary) | " | 20 0 | 7½ " |
| | Patch leaves (patchouli) | " | 12 0 | 7½ " |
| | Rose-flowers, dried | " | 25 0 | 7½ " |
| | Rose-water | Imperial gallon. | 2 8 | 7½ " |
| 116 | PITCH, TAR, AND DAMMER | — | <i>ad valorem</i> | 7½ " |
| 117 | POLISHES AND COMPOSITIONS | — | " | 7½ " |
| 118 | PRINTING AND LITHOGRAPHIC MATERIAL, namely presses, type, ink, brass rules, composing sticks, chases, imposing tables, and lithographic stones, stereo-blocks, roller moulds, roller frames and stocks, roller composition, standing screw and hot presses, perforating machines, gold blocking presses, stereotyping apparatus, metal furniture, paper-folding machines, and paging and numbering machines, but excluding paper (<i>see</i> No. 93) | — | " | 2½ " |

APPENDIX A—concluded.
 CUSTOMS TARIFF—concluded.
 Import Duties—concluded.
 Schedule—concluded.

| No. | NAMES OF ARTICLES. | Per | Tariff Valuation. | Duty. |
|--|--|-----|---------------------|--------------|
| III.—Articles wholly or mainly Manufactured—cont. | | | | |
| MISCELLANEOUS—cont. | | | | |
| 119 | PRINTS, ENGRAVINGS, AND PICTURES, including photographs and picture-cards | — | R. a. ad valorem | 7½ per cent. |
| 120 | RACKS for the withering of tea leaf | — | " | 2½ " |
| 121 | RUBBER tyres for motors and motor cycles, and rubber tubes for tyres, and other manufactures of rubber, not otherwise specified | — | " | 7½ " |
| 122 | SHIPS AND OTHER VESSELS for inland and harbour navigation, including steamers, launches, boats and barges, imported entire or in sections | — | " | 2½ " |
| 123 | SMOKERS' REQUISITES, excluding tobacco (see Nos. 25 to 27) | — | " | 7½ " |
| 124 | SOAP | — | " | 7½ " |
| 125 | STARCH AND FABINA | — | " | 7½ " |
| 126 | STONE AND MARBLE, and articles made of stone and marble | — | " | 7½ " |
| 127 | TEA CHESTS of metal or wood, whether imported entire or in sections, provided that the Collector of Customs is satisfied that they are imported for the purpose of the packing of tea for transport in bulk | — | " | 2½ " |
| 128 | TOILET REQUISITES not otherwise specified | — | " | 7½ " |
| 129 | TOYS, playing cards, and requisites for games and sports | — | " | 7½ " |
| 130 | UMBRELLAS, including parasols, and sunshades, and fittings therefor | — | " | 7½ " |
| 131 | The following ARTICLES, when imported by the owner of a cotton weaving mill and proved to the satisfaction of the Collector of Customs to be INTENDED FOR USE IN THE WEAVING OF COTTON or the baling of woven cotton goods— Aniline blue, bisulphate of soda, china clay, chloride of magnesium, chloride of zinc, dressalin, epsom salts, farina, farinina, flannel taping, glauber salts, glutina, glycerine substitutes, heald varnish, hoop iron, hoop steel, rivets for bales, sewing needles, sizing paste, sizing wax, soda ash, starch, velvet pulp | — | — | Free. |
| 132 | ALL OTHER ARTICLES wholly or mainly manufactured, not otherwise specified | — | ad valorem | 7½ per cent. |
| IV.—Miscellaneous and Unclassified. | | | | |
| 133 | ANIMALS, living, all sorts | — | — | Free. |
| 134 | CORAL | — | ad valorem | 7½ per cent. |
| 135 | FODDER, bran and pollards | — | " | 7½ " |
| 136 | SPECIMENS illustrative of natural science, including also antique coins and medals | — | — | Free. |
| 137 | ALL OTHER ARTICLES NOT OTHERWISE SPECIFIED, including articles imported by post | — | ad valorem | 7½ per cent. |

EXPORT DUTIES.

| | Per | Rate of Duty. |
|---|-------------------|---------------|
| 1. RAW JUTE*— | | R. a. |
| (a) Cuttings | bale of 400 lbs. | 0 10 |
| (b) All other descriptions | " | 2 4 |
| 2. JUTE* MANUFACTURES, when not in actual use as coverings, receptacles or bindings for other goods— | | |
| (a) Sacking (cloth, bags, twist, yarn, rope and twine) | ton of 2,240 lbs. | 10 0 |
| (b) Hessians and all other jute manufactures not otherwise specified. | " | 16 0 |
| 3. RICE, HUSKED OR UNHUSKED, including RICE FLOUR, but excluding rice-bran and rice-dust, which are free. | maund of 82½ lb. | 0 3 |
| 4. TEA | 100 lbs. | 1 8 |

* Jute, other than Bimalipatam Jute.

NOTE.—Under Act IX of 1903 a customs duty at the rate of a quarter of a pie per pound has been levied on all tea produced in India and exported from any customs port (other than ports in Burma) to any port beyond the limits of British India or to Aden. The proceeds of this cess are paid to the Tea Cess Committee appointed under Section 4 of the Act. On the recommendation of this Committee the maximum rate of a quarter of a pie per pound may be reduced.

An export duty, for the benefit of the Calcutta Improvement Trust, is levied on jute exported by sea from Calcutta, at the rate of 2 annas per bale of 400 lb. on raw jute, and 12 annas per ton of 2,240 lb. on manufactured jute. A similar duty is levied on jute exported by sea from Chittagong (except jute exported from Chittagong to Calcutta).

APPENDIX B.

TRADE OF ADEN.

| | 1910-11. | 1911-12. | 1912-13. | 1913-14. | 1914-15. |
|--------------------------------|------------------|------------------|------------------|------------------|------------------|
| FOREIGN TRADE, PRIVATE: | | | | | |
| Imports: | £ | £ | £ | £ | £ |
| Merchandise - - - - - | 2,269,465 | 2,343,745 | 2,845,699 | 2,681,616 | 2,084,158 |
| Treasure - - - - - | 417,911 | 811,309 | 349,769 | 438,146 | 374,086 |
| Exports: | | | | | |
| Merchandise - - - - - | 2,496,676 | 2,689,509 | 3,351,356 | 3,095,064 | 2,450,906 |
| Treasure - - - - - | 372,958 | 407,154 | 392,309 | 385,607 | 253,320 |
| TOTAL - - - - - | 5,557,010 | 6,251,717 | 6,939,133 | 6,600,433 | 5,162,470 |
| INDIAN TRADE, PRIVATE: | | | | | |
| Imports: | | | | | |
| Merchandise - - - - - | 836,667 | 952,914 | 1,125,185 | 1,015,348 | 1,043,494 |
| Treasure - - - - - | 20,513 | 3,291 | 60,467 | 9,152 | 36,661 |
| Exports: | | | | | |
| Merchandise - - - - - | 174,803 | 248,818 | 209,186 | 172,219 | 157,059 |
| Treasure - - - - - | 145,346 | 402,073 | 397,979 | 347,218 | 281,941 |
| TOTAL - - - - - | 1,177,329 | 1,607,096 | 1,792,817 | 1,543,937 | 1,519,155 |
| LAND TRADE: | | | | | |
| Imports: | | | | | |
| Merchandise - - - - - | 183,652 | 227,709 | 234,929 | 170,213 | 136,409* |
| Treasure, - - - - - | 2,454 | 4,023 | 4,690 | 3,007 | 1,201* |
| Exports: | | | | | |
| Merchandise - - - - - | 116,477 | 153,133 | 174,605 | 140,159 | 115,481 |
| Treasure - - - - - | 7,866 | 9,136 | 11,325 | 8,862 | 4,893 |
| TOTAL - - - - - | 310,449 | 394,001 | 425,549 | 322,241 | 257,984 |
| GRAND TOTAL - - - - - | 7,044,788 | 8,252,814 | 9,157,499 | 8,526,611 | 6,939,609 |

* Estimated value.

INDEX.

Index to Tables Nos. 11 to 13.

| ARTICLES. | IMPORT TABLE. | EXPORT TABLES. | | ARTICLES. | IMPORT TABLE. | EXPORT TABLES. | |
|--|---------------|----------------------|---------------------|---|---------------|----------------------|---------------------|
| | | Foreign merchandise. | Indian merchandise. | | | Foreign merchandise. | Indian merchandise. |
| | Page | Page | Page | | Page | Page | Page |
| A | | | | | | | |
| Acids—nitric | 53 | — | — | Bags and trunks (leather) | 67 | — | — |
| " sulphuric | 53 | — | — | Bajra, Jāwar and | — | — | 116 |
| " other sorts | 53 | — | — | Bangles, glass | 60 | — | — |
| Accoutrements (included with "Apparel, &c.") | — | — | — | Bars and channel (iron) | 72 | — | — |
| Aerated water making machinery | 70 | — | — | " " (iron or steel) | 76 | 105 | — |
| Agricultural implements | 63 | — | — | " " (steel) | 76 | — | — |
| " machinery | 70 | — | — | Barley | 61 | — | 116 |
| Ajama seeds | — | — | 128 | Barytes | 70 | — | — |
| Ajwan seeds | — | — | 128 | Baskets and basketware | 61 | — | — |
| Ale, beer, and porter | 67 | — | — | Beads and false pearls | 61 | — | — |
| Alizarine dyes | 58 | 102 | — | Beams, pillars, girders, and bridgework of iron or steel | 72 | — | — |
| Almonds | 59 | — | — | Bedsteads | 60 | — | — |
| Aloes | 57 | — | 118 | Beer, ale, and porter | 67 | — | — |
| Aluminous sulphates (including Alum) | 53 | — | 112 | Belting for machinery: | — | — | — |
| Aluminium | 72 | — | — | Of leather | 61 | — | — |
| Ammonia and Salts thereof | 53 | — | — | Of other materials | 61 | — | — |
| Ammunition (included with "Arms, &c.") | — | — | — | Benjamin, gum | 62 | 108 | — |
| Anchors and cables of iron or steel | 72 | 105 | — | Benzine, benzol, petrol and other motor spirits | — | — | 124 |
| Angle, bolt, and rod of iron | 73 | 105 | — | Betelnuts | 86 | — | 181 |
| " and spring of steel | 76 | — | — | Bicarbonate of soda | 64 | — | — |
| Aniline dyes | 58 | 102 | — | Biche de mer | 82 | — | 127 |
| Animal fat (included with "Tallow and stearine") | — | — | — | Billes and slabs—Blooms, Ingots (steel) | 76 | — | — |
| Animal oils | 78 | — | 124 | Biscuits of all kinds | 82 | — | — |
| Animals, living: | — | — | — | Blankets (cotton) | 90 | — | — |
| Cattle (except sheep and goats) | — | — | 110 | Blasting fuse | 50 | — | — |
| Horses | 49 | — | 110 | " gelatine | 50 | — | — |
| Sheep and goats | — | 101 | 110 | Bleaching materials | 54 | — | — |
| Other kinds | 49 | — | 110 | Block tin, unwrought | 76 | 106 | — |
| Apparatus (included with "Instruments, &c.") | — | — | — | Blooms—Ingots, billets and slabs (steel) | 76 | — | — |
| Apparel: | — | — | — | Boats—Launches and (included with ships, parts of, &c.) | — | — | — |
| Apparel (including drapery, uniforms, and accoutrements) | 49 | — | — | Boilers (machinery) | 70 | — | — |
| Gold and silver thread | 49 | — | — | Bolt, angle and rod (iron) | 78 | 116 | — |
| Hats, caps, bonnets, and hatters' ware | 50 | 101 | 111 | Bolts and nuts of iron or steel | 74 | — | — |
| Lametta | 50 | — | — | Bones, Animal, for manure | — | — | 122 |
| Second-hand clothing | 50 | — | — | Bonnets, hats, caps, and hatters' ware | 50 | — | — |
| Water-proofed clothing | 50 | — | — | Books, printed, and printed matter (including maps and charts) | 51 | 101 | 111 |
| Appliances (included with "Instruments, &c.") | — | — | — | Boots and shoes | — | 101 | 111 |
| Arabic, gum | 62 | 103 | 119 | Of leather | 51 | — | — |
| Arms, Ammunition, and Military Stores: | — | — | — | Of other materials | 51 | — | — |
| Cartridge cases: | — | — | — | Borax | 54 | — | 112 |
| Filled | 50 | — | — | Bottled provisions, canned and | 88 | — | — |
| Empty | 50 | — | — | Bottles, glass | 61 | — | — |
| Explosives: | — | — | — | " soda water | 61 | — | — |
| Blasting fuse | 50 | — | — | Boxes, strong, and safes of metal | 64 | — | — |
| " gelatine | 50 | — | — | Braids, woollen | 97 | — | — |
| Dynamite | 50 | — | — | Bran, fodder and pollards | 79 | — | 116 |
| Gelatine dynamite | 50 | — | — | Brandy | 67 | — | — |
| Others | 50 | — | — | Brass (for details see under "Metals") | — | — | — |
| Firearms and parts thereof | 51 | 101 | — | Braziers and sheets (copper) | 78 | — | — |
| Gunpowder, common | 51 | — | — | Bricks, tiles, ingots, cakes, and, of unwrought copper | 73 | 105 | — |
| " sporting | 51 | — | — | Bricks (not of copper) | 62 | — | 111 |
| Other sorts | 51 | 101 | — | Bridgework, Beams, pillars, girders, and, of iron or steel | 72 | — | — |
| Arsenic and its oxides | 53 | — | 112 | Bridgework (railway materials) | 84 | — | — |
| Art, works of (other than pictures) | 51 | 101 | 111 | Brimstone, sulphur | 66 | — | — |
| Articles of stone and marble | 87 | — | — | Bristles | 62 | — | 111 |
| " exported by post | — | 110 | 141 | Bristles and fibre for brushes and brooms | 52 | — | 111 |
| " imported by post | 100 | — | — | Bronze, see Brass. | — | — | — |
| Artificial and mineral manures | 71 | — | — | Brushes and brooms | 62 | — | — |
| Artificial silk, piece goods of cotton and Asafetida | 94 | — | — | Buckets of tinned or galvanised iron | 63 | — | — |
| Asphalt | 52 | 102 | 113 | Buffalo hides, raw | — | — | 119 |
| | | | | " tanned or dressed | — | — | 121 |
| | | | | Builder's hardware, such as locks, hinges, &c. | 63 | — | — |
| | | | | Building and engineering materials, other than of iron, steel, or wood: | — | — | — |
| | | | | Asphalt | 52 | — | — |
| | | | | Bricks | 52 | — | 111 |
| | | | | Cement | 52 | — | — |
| | | | | Chalk and lime, excluding French chalk | 52 | — | 111 |
| B | | | | | | | |
| Bacon and hams | 82 | — | 127 | | | | |
| Bags, gunny (jute) | 96 | — | 137 | | | | |
| " and sacks of flax | 95 | — | — | | | | |
| " " of hemp | 95 | — | — | | | | |

| ARTICLES. | EXPORT TABLES. | | | ARTICLES. | EXPORT TABLES. | | |
|--|----------------|----------------------|---------------------|--|----------------|----------------------|---------------------|
| | IMPORT TABLES. | Foreign merchandise. | Indian merchandise. | | IMPORT TABLES. | Foreign merchandise. | Indian merchandise. |
| | Page | Page | Page | | Page | Page | Page |
| Building and engineering materials, other than of iron, steel, or wood— <i>cont.</i> | 52 | | | Chemicals and chemical preparations, &c.: | | | |
| Clay | 52 | | 111 | Acids: | 53 | | |
| Pipes of earthenware | 52 | | 111 | Nitric | 53 | | |
| Tiles | 52 | | 111 | Sulphuric | 53 | | |
| Other kinds | 87 | | 132 | Other sorts | 53 | | |
| Butter | | | 126 | Aluminous sulphates (including alum) | 53 | | 112 |
| Button lac | | | | Ammonia and salts thereof | 53 | | |
| | | | | Arsenic and its oxides | 54 | | 112 |
| | | | | Bleaching materials | 54 | | |
| | | | | Carbide of calcium | 54 | | |
| | | | | Copperas | 54 | | |
| | | | | Disinfectants | 54 | | |
| | | | | Potassium compounds: | 54 | 101 | |
| | | | | Cyanide of potassium | 54 | | 112 |
| | | | | Saltpetre | 54 | | 112 |
| | | | | Other sorts | 54 | | |
| | | | | Soda compounds: | 54 | | |
| | | | | Bicarbonate of soda | 54 | | |
| | | | | Borax (including boracic acid) | 54 | | 112 |
| | | | | Caustic soda | 54 | | |
| | | | | Sodium carbonate (soda ash and soda crystals) | 54 | | |
| | | | | Soda, other sorts | 54 | | |
| | | | | Sulphur | 55 | | |
| | | | | Other sorts of chemicals | 55 | | 112 |
| | | | | Chillies | 87 | | 131 |
| | | | | China grass, rhea, ramie, or | | | 139 |
| | | | | Chinese and Japanese ware (including lacquered-ware but excluding earthenware and porcelain) | 55 | 101 | |
| | | | | Chintz, prints and, coloured | 93 | | |
| | | | | Chocolate, cocoa and | 83 | | |
| | | | | Chromite (chrome iron ore) | | | 123 |
| | | | | Chutnies, pickles, sauces and condiments | 83 | | |
| | | | | " and condiments | 67 | | 127 |
| | | | | Older and other fermented liquors | 98 | | |
| | | | | Cigarettes | 98 | | |
| | | | | Cigars | 98 | | 140 |
| | | | | Cinchona bark | | | 113 |
| | | | | Cinnamon | 87 | | |
| | | | | Claret | 68 | | |
| | | | | Clay | 52 | | |
| | | | | Clocks and watches and parts thereof: | | | |
| | | | | Clocks and timepieces | 55 | 101 | |
| | | | | Watches | 55 | | |
| | | | | Parts of clocks and watches | 55 | | |
| | | | | Cloth, gunny (jute) | 96 | | 133 |
| | | | | " hemp | 95 | | |
| | | | | Cloves | 87 | 107 | |
| | | | | Coal: | | | |
| | | | | Coal | 55 | | 112 |
| | | | | Coke | 55 | | 112 |
| | | | | Patent fuel | 56 | | |
| | | | | Coal-mining machinery | 70 | | |
| | | | | Coal tar dyes—for details see under "Dyeing and Tanning substances." | | | |
| | | | | Cocaine | 57 | | |
| | | | | Cochineal | 57 | | |
| | | | | Cocoa and chocolate | 83 | | |
| | | | | Cocoanuts | 59 | | 115 |
| | | | | Cocconut cake | | | 126 |
| | | | | " kernel or copra | 85 | | 129 |
| | | | | " oil | 79 | | 125 |
| | | | | Cocoons | | | 139 |
| | | | | Coffee, other than roasted or ground | 56 | 101 | 113 |
| | | | | Coir, manufactured (excluding rope) | 56 | | 113 |
| | | | | " unmanufactured | 56 | | 113 |
| | | | | Coke | 55 | | 112 |
| | | | | Colours, Paints and (included with "Paints and Painters' Materials"). | | | |
| | | | | Compositions, Paints, solutions and | 79 | | |
| | | | | Composition, Polishes and, for application to leather | 81 | | |
| | | | | " Polishes and, for application to metals | 81 | | |
| | | | | Condensed and preserved milk (including Milk Cream) | 83 | | |
| | | | | Condiments, Pickles, chutnies, sauces and | 83 | | |
| | | | | Condiments, Pickles, chutnies and | | | 127 |
| | | | | Confectionery | 88 | 107 | 131 |
| | | | | Copper (for details see under "Metals") | 54 | | |
| | | | | Copperas | 54 | | |
| | | | | Copra, cocoanut kernel or | 85 | | 129 |
| | | | | Coral | 56 | 102 | |

| ARTICLES. | EXPORT TABLES. | | | ARTICLES. | EXPORT TABLES. | | |
|---|----------------|----------------------|---------------------|--|----------------|----------------------|---------------------|
| | IMPORT TABLE. | Foreign merchandise. | Indian merchandise. | | IMPORT TABLE. | Foreign merchandise. | Indian merchandise. |
| | Page | Page | Page | | Page | Page | Page |
| Feathers | 58 | — | — | Glass and glassware : | — | — | — |
| Fennel seed | — | — | 128 | Bangles | 60 | — | — |
| Fents of all descriptions | 94 | 108 | — | Beads and false pearls | 61 | — | — |
| Fenugreek seed | — | — | 128 | Bottles and phials :- | — | — | — |
| Fermented liquors, Older and other | 67 | — | — | Sodawater bottles | 61 | — | — |
| Fibre for brushes and brooms | — | — | 115 | Others | 61 | 103 | 116 |
| " Bristles and, for brushes and | — | — | — | Funnels, globes, and glass parts of | — | — | — |
| brooms | 52 | — | 111 | lamps | 61 | — | — |
| Firearms and parts thereof | 61 | 101 | — | Sheet and plate | 61 | — | — |
| Firewood | 100 | — | 140 | Tableware (including decanters, &c.) | 61 | — | — |
| Fireworks | 58 | — | — | Other glassware | 61 | — | — |
| Fish (excluding canned fish) : | — | — | — | Goats | — | — | 110 |
| Fish, dry, salted | 59 | — | 115 | Goat skins (dressed or tanned) | — | — | 122 |
| " unsalted | 58 | — | 115 | " (raw) | — | — | 120 |
| Fishmaws and sharkfins | 59 | 102 | 115 | Gold and silver plate (jewellery) | 66 | 104 | 121 |
| Fish, wet salted (<i>ngapi</i>) | 59 | — | 115 | " " " thread | 49 | — | — |
| Other sorts | 59 | 102 | — | Goods of silk mixed with other materials | 96 | — | 139 |
| Fish manure and guano | — | — | 123 | Grain, Pulse, and Flour | — | 103 | — |
| Fishplates, Rails and chairs (steel or | — | — | — | Barley | 61 | — | 116 |
| iron) excluding those for railways | 75 | — | — | Gram | — | — | 116 |
| Fishplates, Rails and, of steel and iron | — | — | — | Jáwar and Bájra | — | — | 116 |
| (for railways) | 84 | — | — | Maize | — | — | 116 |
| Fittings, Umbrella | 99 | — | — | Oats | 61 | — | 117 |
| " pipes and, cast (iron or steel) | 75 | 105 | — | Pulse | 62 | — | 117 |
| " tubes and, wrought (iron or | — | — | — | Rice in the husk | 62 | — | 117 |
| steel) | 75 | 106 | — | " not in the husk | 62 | — | 117 |
| Flax : | — | — | — | " flour | — | — | 118 |
| Raw | 94 | — | 136 | Wheat | 62 | — | 118 |
| Twist and yarn | 94 | — | — | " flour | 62 | — | 118 |
| Manufactures : | — | — | — | Other sorts | 62 | — | 118 |
| Bags and sacks | 95 | — | — | Other sorts | — | — | 116 |
| Canvas | 95 | 109 | 136 | Gram | — | — | — |
| Piece goods | 95 | — | — | Grease (included with "Tallow and | — | — | — |
| Thread, sewing | 95 | — | — | stearine") | — | — | — |
| Other sorts | 95 | — | — | Groundnut cake | — | — | 126 |
| Floor-cloth, Oil-cloth and | 79 | — | — | " oil | 79 | — | 125 |
| Flour mill machinery | 70 | — | — | " seeds | 85 | — | 129 |
| Flour, rice | — | — | 118 | Guano, Fish manure and | — | — | 128 |
| " wheat | 62 | — | 118 | Gums and Resins : | — | — | — |
| Fodder, bran, and pollards (excluding | — | — | — | Arabic | 62 | 103 | 119 |
| oilcake) : | 59 | — | — | Benjamin | 62 | 103 | — |
| Bran and pollards | — | — | 115 | Olibanum or frankincense | 62 | 103 | — |
| Other sorts | — | — | 115 | Rosin | 62 | 103 | — |
| Food, farinaceous and patent | 83 | — | — | Other sorts | 62 | 103 | 119 |
| Frankincense, Olibanum or | 62 | 103 | — | Gunny bags (jute) | 96 | — | 137 |
| French chalk | 58 | — | — | " cloth | 96 | — | 138 |
| Fruits and Vegetables : | — | — | — | Gunpowder, common | 51 | — | — |
| Fruits : | — | — | — | " sporting | 51 | — | — |
| Cocoanuts | 59 | — | 115 | | — | — | — |
| Other sorts | 59 | 102 | 115 | H | — | — | — |
| Fresh vegetables of all kinds | 59 | — | 115 | Haberdashery and millinery | 95 | 109 | 137 |
| Fruits and vegetables: dried, &c. : | — | — | — | Hair of all kinds | 63 | — | — |
| Almonds | 59 | — | — | Hair, Manufactures of | 63 | — | — |
| Currants and raisins | 60 | — | 116 | Hams, Bacon and | 82 | — | 127 |
| Dates | 60 | 102 | — | Handkerchiefs and shawls in the piece | — | — | — |
| Other sorts | 60 | 102 | — | (cotton) | 91 | 108 | 184 |
| Fuel oils | 78 | — | — | Hardware and Cutlery, including | — | — | — |
| Fuel, patent | 57 | — | — | plated ware | — | — | 119 |
| Funnels, globes, and glass parts of lamps | 61 | — | — | Hardware, excluding cutlery and electro- | — | — | — |
| Furniture, and Cabinetware : | — | — | — | plated ware : | — | — | — |
| Bedsteads | 60 | — | — | Agricultural implements | 63 | — | — |
| Furniture of wood (other than | — | — | — | Buckets of tinned or galvanised iron | 63 | — | — |
| bedsteads) | 60 | 103 | 116 | Builder's hardware, such as locks, &c. | 63 | — | — |
| Furniture of other materials (other | — | — | — | Domestic hardware (other than | — | — | — |
| than bedsteads) | 60 | — | — | enamelled ironware) | 63 | — | — |
| Mouldings | 60 | — | — | Enamelled ironware | 63 | — | — |
| Fuse, blasting | 50 | — | — | Implements and tools (other than | — | — | — |
| | — | — | — | agricultural implements, &c.) | 63 | 103 | — |
| G | — | — | — | Lamps, metal | 63 | — | — |
| Galangal | 57 | — | 113 | " glass | 63 | — | — |
| Galvanised iron or steel, sheets and | — | — | — | Parts of lamps, other than glass | 63 | — | — |
| plates of | 75 | 105 | — | Lampware | 64 | — | — |
| Gambier, Cutch and | 57 | — | 114 | Safes and strong boxes of metal | 64 | — | — |
| Games, Toys and requisites for—and | — | — | — | Other sorts | 64 | — | — |
| sports | 98 | 110 | 140 | Harmoniums, Organs and | 65 | — | — |
| Gelatine dynamite | 50 | — | — | Harness, Saddlery and | 67 | — | 122 |
| Generators | 69 | — | — | Hats, caps, bonnets, and hatter's ware | 50 | — | — |
| German-silver | 73 | — | — | Hatters' ware, Hats, caps, bonnets, and | 50 | — | — |
| Ghi | 83 | — | 127 | Hay (included with "Fodder, &c.") | — | — | — |
| Gin | 68 | — | — | Hemp, manufactures of (excluding | — | — | — |
| Ginger | 87 | — | 131 | cordage) : | — | — | — |
| Girders, Beams, pillars, and bridgework | — | — | — | Bags and sacks | 95 | 109 | 137 |
| of iron or steel | 74 | — | — | Cloth | 95 | — | — |
| | — | — | — | Hemp, raw | 95 | — | 137 |

| ARTICLES. | EXPORT TABLES. | | ARTICLES. | EXPORT TABLES. | |
|---|----------------------|---------------------|---|----------------------|---------------------|
| | IMPORT TABLE. | | | IMPORT TABLE. | |
| | Foreign merchandise. | Indian merchandise. | | Foreign merchandise. | Indian merchandise. |
| | Page | Page | | Page | Page |
| Hides and Skins, raw : | | | Jute, manufactures of : | | |
| Hides, raw : | | | Canvas | 95 | 137 |
| Buffalo hides | | 119 | Gunny bags | 96 | 137 |
| Cow hides | 64 | 119 | " cloth | 96 | 138 |
| Calf skins | | 119 | Rope and twine | 96 | 139 |
| Other hides | | 119 | Other kinds | 96 | 138 |
| Skins, raw : | | | | | |
| Goat skins | | 120 | K | | |
| Sheep skins | 64 | 120 | Kapok | — | 133 |
| Other skins | | 120 | Kernel, Coconut, or Copra | 85 | 129 |
| Cuttings of hides and skins (raw) | — | 120 | Kerosene oil (in bulk) | 78 | — |
| Hides, tanned or dressed : | | | " (in tins) | 78 | 124 |
| Buffalo hides | | 121 | Keys, Sleepers and, of steel and iron | 84 | — |
| Cow hides | 67 | 121 | Knitting, sewing and, machines | 70 | — |
| Other hides | | 122 | " wool, Yarn and | 97 | — |
| Hoops and strips (iron or steel) | 74 | 105 | | | |
| Hops | 64 | — | L | | |
| Horns, tips and pieces of horn, and Hornmeal | 64 | — | Lac : | | |
| Horses | 49 | 103 | Button | — | 121 |
| Hosiery (cotton) | 49 | 110 | Seed | 60 | 121 |
| (wool) | 91 | 108 | Shell | — | 121 |
| Household and laundry soap | 97 | — | Stick | 66 | 121 |
| | 86 | — | Other kinds (excluding Lac-dye) | 67 | 121 |
| | | | Lace and patent net (cotton) | 91 | — |
| I | | | Lacquered-ware of foreign manufacture (included with "Chinese and Japanese ware, &c."). | — | — |
| Indigo | — | 114 | Lametta | 50 | — |
| " synthetic | 58 | — | Lamps, electric, and parts thereof | 64 | — |
| Ingots, blooms, billets, and slabs (steel) | 76 | — | " glass | 63 | — |
| Ingots, tiles, cakes, bricks and slabs of unwrought copper | 73 | 105 | " metal | 63 | — |
| Instruments, apparatus, and appliances, and parts thereof : | | | Lard | 63 | 127 |
| Electrical, other than telegraphic, &c. : | | | Launches and boats (included with "Ships, &c."). | — | — |
| Electric fans and parts thereof | 64 | — | Laundry soap, Household, and | 86 | — |
| Electric lamps and parts thereof | 64 | — | Lead (for details see under "Metals"). | — | — |
| Electric wires and cables | 65 | 103 | " white and red | 80 | — |
| Other sorts | 65 | — | Leather | — | 104 |
| Musical : | | | Hides, tanned or dressed : | | |
| Organs and Harmoniums, complete | 65 | — | Buffalo hides | 67 | 121 |
| Pianos and piano players, complete | 65 | — | Cow hides | — | 121 |
| Talking machines and accessories | 65 | 104 | Other hides | — | 122 |
| Other sorts | 65 | 104 | Skins, tanned or dressed : | | |
| Optical | 65 | 104 | Goat skins | 67 | 122 |
| Photographic | 65 | 104 | Sheep skins | — | 122 |
| Scientific and philosophical | 66 | 104 | Other skins | 67 | 122 |
| Surgical | 66 | — | Unwrought | 67 | 122 |
| Other kinds | 66 | 104 | Manufactures (excluding boots and shoes, and belting for machinery) : | | |
| Iron (for details see under "Metals"). | — | — | Bags and trunks | 67 | — |
| Iron or steel (for details see under "Metals"). | 63 | — | Saddlery and harness | 67 | 122 |
| Ironware, enamelled | 66 | 104 | Other sorts | 67 | 122 |
| Ivory (unmanufactured) | 66 | 104 | Lemongrass oil | — | 124 |
| " manufactures of | 66 | 104 | Lime, Chalk and (excluding French chalk) | 52 | 111 |
| | | | Linseed, rape, and sesamum cake (see "Oilcakes"). | — | — |
| J | | | Linseed oil | 79 | 125 |
| Jaconets, including Madapollams, Mulls, and Cambrics (Grey) | 91 | — | " seed | 85 | 129 |
| Jaconets, Madapollams, Mulls, Cambrics, and Muslins (White) | 92 | — | Liquors | 68 | — |
| Jaconets (Coloured) (included with Cambrics, &c.). | — | 120 | Liquors | — | 104 |
| Jadestone | — | — | Ale, beer, and porter | 67 | — |
| Jams and jellies | 83 | — | Cider and other fermented liquors | 67 | — |
| Japanese Ware, Chinese and | 55 | 101 | Spirit : | | |
| Jarrah wood | 99 | — | Brandy | 67 | — |
| Jáwar and Bájra | — | 116 | Gin | 68 | — |
| Jeans, Drills and : | | | Liquors | 68 | — |
| Grey | 91 | 134 | Rum | 68 | — |
| White | 92 | — | Whisky | 68 | — |
| Coloured | 93 | 135 | Spirit present in drugs, medicines, or chemicals | 68 | — |
| Jellies, Jams and | 83 | — | Spirit, perfumed | 68 | — |
| Jewellery, also plate of gold and silver : | | | " methylated | 68 | — |
| Jewellery | 66 | 104 | Other sorts of Spirit | 68 | — |
| Plate of gold and silver | 66 | 104 | Wines : | | |
| Jinjili, Til or, (Sesamum) oil | 79 | — | Champagne and other sparkling wines | 68 | — |
| " seed | 85 | 130 | Claret | 68 | — |
| " | 71 | — | Port | 68 | — |
| Jute (Textile) machinery | 95 | — | Still red wines other than port | 69 | — |
| Jute, raw | 95 | 137 | Sherry, Madeira and Marsala | 69 | — |
| " twist and yarn | 95 | 137 | Still white wines (other than Sherry, Madeira and Marsala) | 69 | — |
| | | | Other sorts (including Vermouth and ginger wine) | 69 | — |

| ARTICLES. | EXPORT TABLES. | | ARTICLES. | EXPORT TABLES. | |
|--|----------------------|---------------------|--|----------------------|---------------------|
| | IMPORT TABLE. | | | IMPORT TABLE. | |
| | Foreign merchandise. | Indian merchandise. | | Foreign merchandise. | Indian merchandise. |
| | Page | Page | | Page | Page |
| Lithographing materials, Printing and (excluding paper). (See Printing and Lithographing machinery, &c.) | | | Metals and Ores : | | |
| Locomotive engines and tenders (railway) and parts thereof | 84 | — | Aluminium | 72 | — |
| Locomotives (excluding those for railways) | 69 | — | Brass, bronze and similar amalgams : | | |
| Longcloth and shirtings : | | | Unwrought | 72 | — |
| Grey | 91 | — | Wrought | 72 | 123 |
| White | 92 | — | Chromite (Chromic iron ore) | — | 123 |
| Lubricating oils | 78 | — | Copper : | | |
| | | | Ore | — | 123 |
| | | | Old, for re-manufacture | 73 | — |
| | | | Unwrought : | | |
| | | | Files, ingots, cakes, bricks, and slabs | 73 | 105 |
| | | | Other sorts | 73 | — |
| | | | Wrought : | | |
| | | | Braziers and sheets | 73 | 123 |
| | | | Mixed or yellow metal, for sheathing | 73 | 105 |
| | | | Wire, excluding wire of telegraph, &c. | 73 | — |
| | | | Other manufactures | 73 | 105 |
| | | | German-silver | 73 | — |
| | | | Iron : | | |
| | | | Ore | 73 | — |
| | | | Pig | 73 | — |
| | | | Manufactures : | | |
| | | | Angle, bolt, and rod | 73 | — |
| | | | Bars and channels | 74 | — |
| | | | Rice bowls | 74 | — |
| | | | Iron or steel : | | |
| | | | Ore | — | 123 |
| | | | Pig | — | 123 |
| | | | Manufactures : | | |
| | | | Anchors and cables | 74 | 105 |
| | | | Angle, bolt, and rod | — | 105 |
| | | | Bars and channel | — | 105 |
| | | | Beams, pillars, girders, and bridgework | 74 | — |
| | | | Bolts and nuts | 74 | — |
| | | | Galvanised (other than sheets, plates, and wire) | — | — |
| | | | Hoops and strips | 74 | 105 |
| | | | Nails, rivets, and washers | 74 | 105 |
| | | | Old, for re-manufacture | 74 | 105 |
| | | | Pipes and fittings, cast | 75 | 105 |
| | | | Rails, chairs, and fishplates (excluding those for railways) | 75 | — |
| | | | Screws | 75 | 105 |
| | | | Sheets and plates, galvanised | 75 | 105 |
| | | | " " " tinned | 75 | 105 |
| | | | " " " not galvanised or tinned | 75 | 105 |
| | | | Tubes and fittings, wrought | 75 | 105 |
| | | | Wire | 75 | 105 |
| | | | Other manufactures of iron, or steel | 75 | 105 |
| | | | Steel : | | |
| | | | Angle and spring | 76 | — |
| | | | Bars and channel | 76 | — |
| | | | Cast | 76 | — |
| | | | Ingots, blooms, billets, and slabs | 76 | — |
| | | | Lead : | | |
| | | | Unwrought : | | |
| | | | Ore | 76 | 105 |
| | | | Pig | 76 | — |
| | | | Other sorts | 76 | 105 |
| | | | Wrought : | | |
| | | | Sheets, pipes and tubes | 76 | — |
| | | | Sheets for tea chests | 76 | — |
| | | | Other sorts | 76 | — |
| | | | Manganese Ore | — | 123 |
| | | | Quicksilver | 76 | 105 |
| | | | Solder | 76 | — |
| | | | Tin : | | |
| | | | Ore | — | 124 |
| | | | Unwrought (block) | 76 | 105 |
| | | | Wrought (including plates or sheets, not tinned iron) | 77 | — |
| | | | Zinc or Spelter : | | |
| | | | Unwrought | 77 | — |
| | | | Wrought or manufactured | 77 | 105 |
| | | | Other sorts | 77 | — |
| | | | Unenumerated metals | 77 | 105 |
| | | | " " " ores | 77 | — |
| | | | Methylated spirit | 68 | — |
| | | | Mica | — | 124 |
| | | | Mills, condensed and preserved | 83 | — |

| ARTICLES. | EXPORT TABLES. | | ARTICLES. | EXPORT TABLES. | |
|---|----------------|----------------------|--|----------------|----------------------|
| | IMPORT TABLE. | Foreign merchandise. | | IMPORT TABLE. | Foreign merchandise. |
| | Page | Page | | Page | Page |
| Second hand clothing | 50 | — | Skins, raw (see "Hides and skins"). | — | — |
| Seed-lac | 66 | — | " tanned or dressed (see "Leather"). | — | — |
| Seeds: | | | Slabs, blooms, ingots, billets and (steel) | 76 | — |
| Oil seeds: | | | Sleepers and keys of steel and iron | 84 | — |
| Essential: | | | " of wood | 84 | — |
| Ajama | — | 128 | Smokers' requisites (excluding tobacco) | 86 | — |
| Ajwan | — | 128 | Soap | — | 07 |
| Coriander | — | 128 | Household and laundry soap in bars | — | — |
| Cummin | 85 | 107 | or tablets | 86 | — |
| Fennel | — | 128 | Toilet soap | 86 | — |
| Fenugreek | — | 128 | Other sorts | 86 | — |
| Sawa or dil | — | 128 | Soda compounds (for details see under | — | — |
| Other sorts | — | 128 | "Chemicals"). | — | — |
| Non-essential: | | | Soda-water bottles | 61 | — |
| Castor | 85 | 128 | Sodium carbonate (soda ash and soda | — | — |
| Copra or coconut kernel | 85 | 129 | crystals) | 54 | — |
| Cotton | 85 | 129 | Solder | 56 | — |
| Groundnuts | 85 | 129 | Solutions and compositions, Paints | 79 | — |
| Linseed | 85 | 129 | Sparkling wines, champagne and other | 68 | — |
| Mowa or mowra | — | 129 | Specimens illustrative of natural science | 86 | 181 |
| Mustard | 85 | 129 | Speiter, zinc or (for details, see under | — | — |
| Niger | — | 129 | "Metals"). | — | — |
| Poppy | 85 | 130 | Spices: | — | — |
| Rape | 85 | 130 | Betelnuts | 86 | 181 |
| Sesamum (til or jinjill) | 85 | 130 | Cardamoms | 87 | 181 |
| Tea | 85 | 130 | Cassia | 87 | — |
| Others | 85 | 130 | Chillies | 87 | 181 |
| Other than oil seeds | 86 | 130 | Cinnamon | 87 | — |
| Senna | — | 113 | Cloves | 87 | 107 |
| Sesamum cake (see "Linseed, rape and | — | — | Ginger | 87 | 181 |
| sesamum cake"). | — | — | Nutmegs | 87 | — |
| " oil | 79 | 129 | Pepper | 87 | 181 |
| " seeds | 85 | 130 | Other sorts | 87 | 107 |
| Sewing and knitting machines | 70 | — | Spirit (for details see under "Liquors"). | — | — |
| " thread (cotton) | 94 | 109 | Spirits, Motor: Benzine, Benzol, Petrol | — | 124 |
| " " (flax) | 95 | — | and other | — | — |
| " " (silk) | 96 | — | Spots, checks, and stripes, cotton | — | — |
| Sharkfins, Fishmaws and | 59 | 102 | (white) | 92 | — |
| Shawls, woollen | 97 | — | " " " " (coloured, | — | — |
| " Handkerchiefs and, in the piece | — | — | &c.) | 98 | — |
| " (cotton) | 91 | 108 | Spring, angle, and, of steel | 76 | — |
| Sheep and goats | — | 110 | Starch and farina | 87 | — |
| Sheep skins (dressed or tanned) | — | 122 | Stationery (excluding paper) | 87 | 107 |
| " " (raw) | — | 120 | Steam engines and parts (for details see | — | — |
| Sheet and plate glass | 61 | — | under "Machinery and millwork"). | — | — |
| Sheetings: | | | Stearine, tallow and, including grease | — | — |
| Grey | 92 | — | and animal fat | 88 | 182 |
| White | 93 | — | Steel (for details see under "Metals"). | — | — |
| Sheets, Braziers and, of copper | 73 | — | Stick-lac | 66 | 121 |
| " and other manufactures of | — | — | Sticks and whips | 87 | — |
| copper, wrought | — | 105 | Stone and marble | 87 | 181 |
| " of lead for tea-chests | 76 | — | " " " articles of | 87 | — |
| " pipes, and tubes of lead | 76 | — | Stones, precious, and pearls (unset) | 81 | 106 |
| Sheets and plates (of iron or steel) gal- | — | — | Storax, including liquid storax (rose | — | — |
| vanised | 75 | 105 | melloes) | 57 | — |
| " " " tinned | 75 | 105 | Straw (included with "Fodder, &c."). | — | — |
| " " " not galvanised or | — | — | Stripes, checks, spots, and, of cotton cloth | — | — |
| tinned | 75 | 106 | (white) | 92 | — |
| Sheets, plates or, of tin (not tinned iron) | 77 | — | Stripes, checks, spots, and, of cotton cloth | — | — |
| Shell-lac | — | 121 | (coloured, &c.) | 93 | — |
| Shells and cowries: | | | Strips, hoops and (iron or steel) | 72 | 105 |
| Cowries | 86 | — | Sugar: | — | — |
| Shells: | | | Sugar, 16 Dutch Standard and above | 88 | 107 |
| Chanks, sankhli, &c. | 86 | 107 | Sugar, 15 Dutch Standard and below | 88 | 107 |
| Tortoise-shell | 86 | 130 | Molasses | 88 | — |
| Sherry, Madeira, and Marsala | 69 | — | Confectionery | 88 | 107 |
| Ships, parts of | 86 | 107 | Saccharin | 88 | — |
| Shirtings (coloured) | 94 | — | Sugar Machinery | 71 | — |
| " longcloth and (grey) | 91 | — | Sulphur | 55 | — |
| " " (white) | 92 | — | Sulphuric acid | 58 | — |
| Shoes (see Boots and Shoes). | — | 139 | Sunshades (included with "Umbrellas"). | — | — |
| Silk, Chasam or waste | — | 139 | Surgical instruments | 66 | — |
| Cocoons | — | — | | — | — |
| " manufactures of: | | | | — | — |
| Piece goods | 96 | 109 | | — | — |
| Piece goods of cotton and arti- | — | — | | — | — |
| ficial silk | 94 | — | | — | — |
| Goods of silk mixed with other | — | — | | — | — |
| materials | 96 | — | | — | — |
| Silk yarn, noils and warps | 96 | — | | — | — |
| Thread for sewing | 96 | 139 | | — | — |
| Other sorts | 97 | 109 | | — | — |
| " raw | 96 | 109 | | — | — |
| " waste | 96 | 109 | | — | — |
| Silver, Plate of gold and | 66 | 104 | | — | — |
| " thread. Gold and | 49 | — | | — | — |

T

| | | |
|---|----|-----|
| Tableware (including decanters, &c.) of | 61 | — |
| glass | — | — |
| Talking machines and accessories | 65 | 104 |
| Tallow and stearine (including grease | — | — |
| and animal fat) | 88 | 132 |
| Tanning substances, dyeing and, (for | — | — |
| details see under "Dyeing and tanning | — | — |
| substances"). | — | — |
| Tar, pitch, and dammer | 61 | — |

EAST INDIA—PROGRESS AND CONDITION.

STATEMENT exhibiting the Moral and Material Progress and Condition of India during the year 1914-15. 51st Number.

Preface ; Administration and Legislation ; Justice and Police ; Finance ; Land Revenue and Collection ; Revenue from Taxation and Opium ; Agriculture ; Forests ; Mineral Production and Mining ; Manufactures ; Trade ; Public Works and Irrigation ; Post Office and Telegraphs ; Scientific Departments ; Education ; Local Self Government ; Condition of the People :—Sanitation, Prices, Wages, &c. ; Army and Marine ; Frontiers and Native States ; Bibliography of Official Reports.

H.C. 36, Session 1916. Price 6*d.*, post free 8*d.*

INDIAN FINANCE AND CURRENCY.

ROYAL COMMISSION appointed to inquire into the Location and Management of the general balances of the Government of India ; the Sale in London of Council Bills and Transfers ; the measures taken by the Indian Government and the Secretary of State for India in Council to maintain the Exchange Value of the Rupee in pursuance of or supplementary to the recommendations of the Indian Currency Committee of 1898, more particularly with regard to the location, disposition, and employment of the Gold Standard and Paper Currency Reserves ; and whether the existing practice in these matters is conducive to the interests of India ; also to report as to the Suitability of the Financial Organisation and Procedure of the India Office ; and to make recommendations.

INTERIM REPORT.

Submits an instalment of the Minutes of Evidence taken.

[Cd. 7068] of Session 1914. Price $\frac{1}{2}$ *d.*, post free 1*d.*

MINUTES OF EVIDENCE, VOL. I.

Contains list of witnesses and Minutes of Evidence, 27th May—6th August, 1913.

[Cd. 7069] of Session 1914. Price 2*s.* 10*d.*, post free 3*s.* 2*d.*

APPENDICES TO THE INTERIM REPORT.

VOL. I.—Memorandum, &c., on the Balances of the Government of India and the Sale of Council Bills and Transfers. Memorandum and Statements on the Gold Standard Reserve. Note on proposals for the Coinage of Gold in India. Memorandum on the Paper Currency Reserve. Memorandum, &c., on the Placing of Cash Balances on Loan or Deposit. &c.

[Cd. 7070] of Session 1914. Price 2*s.* 10*d.*, post free 3*s.* 2*d.*

VOL. II.—Note on Restrictions on the Business of the Presidency Banks. Memorandum on Proposals for the Establishment of a State Bank for India. Papers relating to a Proposal to Establish a Central Bank in India (1899-1901), and to Changes and Proposed Changes in the Presidency Banks Act (1904-1906), &c.

[Cd. 7071] of Session 1914. Price 2*s.* 5*d.*, post free 2*s.* 9*d.*

INDEX TO MINUTES OF EVIDENCE, VOL. I.,

and to the first two volumes of Appendices.

[Cd. 7072] of Session 1914. Price 6*d.*, post free 8*d.*

FINAL REPORT.

Introductory.
Indian Currency System :—
History since 1893.
As it exists at present.
Gold Currency in India.
Gold Standard Reserve.
Paper Currency.

Balances :—
Aggregate balances.
Location of balances.
Balances in India.
Sale of Council Drafts.
India Office balance.
Lending out of India Office
balance in London.

Financial Organisation and
Procedure of the India
Office.
State or Central Bank.
Summary of Conclusions.

Annexe :—Memorandum on Proposals for the Establishment of a State Bank in India.

[Cd. 7236] of Session 1914. Price 9*d.*, post free 11 $\frac{1}{2}$ *d.*

MINUTES OF EVIDENCE. VOL. II.

Contains list of witnesses and Minutes of Evidence, 23rd October—14th November, 1913.

[Cd. 7237] of Session 1914. Price 1*s.* 4*d.*, post free 1*s.* 7*d.*

APPENDICES TO THE FINAL REPORT.

Vol. III.—Statements of Evidence submitted by witnesses. Memorandum on the Financial Organisation and Procedure of the India Office. Memorandum on the Constitution, Powers, and Duties of the Secretary of State in Council and his Establishment. Statements supplied by the Government of India showing the Working of their Treasury System. Papers relating to the Receipt by the Government of India of Gold other than British Gold Coin. &c.

[Cd. 7238] of Session 1914. Price 1*s.* 2*d.*, post free 1*s.* 5*d.*

INDEX.

Index to the two volumes of Minutes of Evidence and to the three volumes of Appendices.

[Cd. 7239] of Session 1914. Price 9*d.*, post free 11 $\frac{1}{2}$ *d.*