

EAST INDIA (TRADE).

T A B L E S

RELATING TO THE

TRADE OF BRITISH INDIA

WITH

**BRITISH POSSESSIONS
AND FOREIGN COUNTRIES**

1908-09 TO 1912-13.

Presented to both Houses of Parliament by Command of His Majesty.



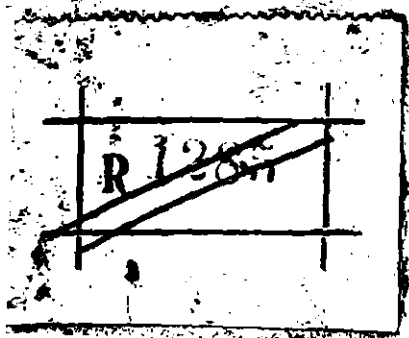
LONDON:

PRINTED UNDER THE AUTHORITY OF HIS MAJESTY'S STATIONERY OFFICE
By EYRE AND SPOTTISWOODE, LTD., EAST HARDING STREET, E.C.,
PRINTERS TO THE KING'S MOST EXCELLENT MAJESTY.

To be purchased, either directly or through any Bookseller, from
WYMAN AND SONS, LTD., 29, BREAMS BUILDINGS, FETTER LANE, E.C., and
28, ABINGDON STREET, S.W., and 54, ST. MARY STREET, CARDIFF; or
H.M. STATIONERY OFFICE (SCOTTISH BRANCH), 23, FORTH STREET, EDINBURGH; or
E. PONSONBY, LTD., 116, GRAFTON STREET, DUBLIN;
or from the Agencies in the British Colonies and Dependencies,
the United States of America, the Continent of Europe and Abroad of
T. FISHER UNWIN, LONDON, W.C.

1914.

7a
52
Recd.
13/9/15.



EAST INDIA (TRADE).

S 1109

TABLES

RELATING TO THE


TRADE OF BRITISH INDIA

WITH THE

BRITISH EMPIRE

AND FOREIGN COUNTRIES

1909-10 TO 1913-14.



Presented to both Houses of Parliament by Command of His Majesty.



LONDON:

PRINTED UNDER THE AUTHORITY OF HIS MAJESTY'S STATIONERY OFFICE
By EYRE AND SPOTTISWOODE, LTD., EAST HARDING STREET, E.C.,
PRINTERS TO THE KING'S MOST EXCELLENT MAJESTY.

To be purchased, either directly or through any Bookseller, from
WYMAN AND SONS, LTD., 29, BREANS BUILDINGS, FETTER LANE, E.C., and
28, ABINGDON STREET, S.W., and 54, ST. MARY STREET, CARDIFF; or
H.M. STATIONERY OFFICE (SCOTTISH BRANCH), 23, FORTH STREET, EDINBURGH; or
E. PONSONBY, LTD., 116, GRAFTON STREET, DUBLIN;
or from the Agencies in the British Colonies and Dependencies,
the United States of America and other Foreign Countries of
T. FISHER UNWIN, LTD., LONDON, W.C.

1915.

Price 1s. 7d.

Ta
52b

[Cd. 8020.]

GOVERNMENT PUBLICATIONS

(with the under-mentioned exceptions)

can be purchased in the manner indicated on the first page of this wrapper.

Accredited Agents of Free Public Libraries are entitled to a discount of 25 per cent. from published prices.

Hydrographical Publications of the Admiralty are sold by—

J. D. Potter, 145, Minories, London, E.C.

Patent Office Publications are sold at—

The Patent Office, 25, Southampton Buildings, Chancery Lane, London, W.C.

(N.B.—Classified Abridgments of Patent Specifications are sold also by Wyman and Sons, Ltd.)

Ordnance Survey and Geological Survey Publications can be purchased from—

The Director General of the Ordnance Survey, Southampton; or

The Superintendent, Ordnance Survey, Dublin; or

Agents in most of the Chief Towns in the United Kingdom.

(N.B.—Small Scale Maps are, as a rule, procurable at Railway Bookstalls in England and Wales.)

The Journal of the Board of Agriculture and Fisheries is published monthly by the Board, at 4, Whitehall Place, London, S.W. Price 4d., post free.

The London Gazette is published on Tuesday and Friday evenings by Wyman & Sons, Ltd. Price 1s.

The following is a list of some recent Parliamentary Publications relating to India :—

EAST INDIA TRADE.

TABLES relating to the TRADE of BRITISH INDIA with British Possessions and Foreign Countries, 1908-9 to 1912-13.

Total Trade Value. Private Merchandise. Government Stores. Imports and Exports. Trade with Principal Countries. Treasure. Provinces and Ports. Customs Duty. Details with regard to Shipping. Land Trade. Appendices :—Customs Tariff; Trade of Aden. Index.

[Cd. 7550] of Session 1914. Price 1s. 7d., post free 1s. 11d.

EAST INDIA: REVIEW OF THE TRADE OF INDIA IN 1913-14.

Deals with the Foreign Sea-borne Trade, the Frontier Trade of British India, the Rail and River-borne Trade, and the Sea-borne Coasting Trade. Part I. reviews the noteworthy facts in the history of the year's trade. Part II. consists of tables giving more detailed information on the trade referred to in the Report in Part I.

[Cd. 7766] of Session 1914-15. Price 1s. 4d., post free 1s. 7d.

EAST INDIA (INCOME AND EXPENDITURE).

RETURN of the Net Income and Expenditure of British India, under certain specified heads, for the Eleven Years from 1903-4 to 1913-14.

Net Income :—Land Revenue, &c.; Opium; Taxation; Revenue derived from Commercial Undertakings; Mint; Exchange.

Net Expenditure :—Debt Services; Military Services; Collection of Revenue; Civil Services; Famine Relief and Insurance; Provincial Adjustments.

Appendices give detailed tabulated statements relating to the above.

H.C. 118 of Session 1914-15. Price 7d., post free 9d.

EAST INDIA: FINANCIAL STATEMENT AND BUDGET.

INDIAN FINANCIAL STATEMENT AND BUDGET for 1915-16, and Discussions thereon in the Legislative Council of the Governor-General.

H.C. 233 of Session 1914-15. Price 2s. 5d., post free 2s. 9d.

BRITISH INDIA (STATISTICAL ABSTRACT).

FROM 1903-04 TO 1912-13. 48TH NUMBER.

Area and Population, 1911.
Justice, Police, and Prisons.
Registration.
Finance.
Coinage and Currency.
Post Office.
Banks.
Telegraphs.
Municipalities.
District and Local Boards.
Education.
Press.
Co-operative Societies.

Meteorology.
Agriculture, Forests, and
Land Tenures.
Railways.
Irrigation Works.
Foreign Trade.
Shipping.
Coasting Trade.
Ships Built.
Ships Registered.
Merchandise Marks.
Port Trusts.
Army.

Emigration.
Vital Statistics.
Wild Animals and Snakes.
Lunatic Asylums.
Wages.
Prices Current.
Joint Stock Companies.
Industries.
Factory Inspection.
Inventions and Designs.
Mineral Production.

Appendices :—Population, Revenue, Expenditure, and Debt, for 25 years; Railway Mileage, Capital Outlay on Public Works, Sea-borne Imports and Exports and Rates of Exchange, for 25 years; Customs Tariff; Chief Sources of Statistical information; Currency and Weights and Measures. Index.

[Cd. 7799] of Session 1914-15. Price 1s. 3d., post free 1s. 6d.

~~P 1205~~

EAST INDIA (TRADE).

S 1109

T A B L E S

RELATING TO THE

TRADE OF BRITISH INDIA

WITH THE

**BRITISH EMPIRE
AND FOREIGN COUNTRIES**

1909-10 TO 1913-14.

Presented to both Houses of Parliament by Command of His Majesty.



3

LONDON:

PRINTED UNDER THE AUTHORITY OF HIS MAJESTY'S STATIONERY OFFICE
BY EYRE AND SPOTTISWOODE, LTD., EAST HARDING STREET, E.C.,
PRINTERS TO THE KING'S MOST EXCELLENT MAJESTY.

To be purchased, either directly or through any Bookseller, from
WYMAN AND SONS, LTD., 29, BREAMS BUILDINGS, FETTER LANE, E.C., and
28, ABINGDON STREET, S.W., and 54, ST. MARY STREET, CARDIFF; or
H.M. STATIONERY OFFICE (SCOTTISH BRANCH), 23, FORTH STREET, EDINBURGH; or
E. PONSONBY, LTD., 116, GRAFTON STREET, DUBLIN;
or from the Agencies in the British Colonies and Dependencies,
the United States of America and other Foreign Countries of
T. FISHER UNWIN, LONDON, W.C.

1915.

Price 1s. 7d.

[Cd. 8020.]

EXPLANATORY NOTE.

The following tables are an abstract of the Annual Statement of the Trade and Navigation of British India with the British Empire and Foreign Countries for 1913-14 issued in India in two volumes.* Values are expressed in pounds at the rate of 15 rupees to £1, this rate having been maintained since January 1898 with but slight variation.

The trade dealt with in these accounts is the trade registered at British Indian Ports between these ports and foreign countries. The foreign trade of ports in Native States is not recorded as this trade is small owing to the absence of large harbours and to the prohibition of direct transshipment at British ports to Native States.

Foreign merchandise transhipped at Indian ports is excluded from the accounts of both imports and exports, as Indian ports are not transshipment centres for foreign countries to any considerable extent. The imports include goods landed, whether they are intended for home consumption, bonding or re-exportation, and such articles in passengers' luggage as are dutiable. Articles received from and despatched to foreign countries by parcel post are included, but, with certain exceptions, the contents of foreign registered letters received and despatched are not included.

Imports and exports of Government stores are dealt with separately.

The figures represent the quantities and values declared by importers and exporters in Bills of Entry and Shipping Bills, as subsequently checked by the Customs Officials. The weight recorded is the net weight, *i.e.*, it does not include the weight of the covers or packing. According to the provisions of the Indian Sea Customs Act, the values of goods imported or exported represent—

- (a) the wholesale cash price, less trade discount, for which goods of the like kind and quality are sold or are capable of being sold at the time and place of importation or exportation, as the case may be, without any abatement or deduction whatever, except (in the case of goods imported) of the amount of the duties payable on the importation thereof; or
- (b) where such price is not ascertainable, the cost at which goods of the like kind and quality could be delivered at such place without any abatement or deduction, except as aforesaid.

For the purpose of levying import duties the Government of India fixes tariff values of goods subject to such duties. These values are revised from time to time.

Imports are classified as received from the countries whence they were *consigned* to British India, not as in the corresponding volume for 1910-11 and earlier years, as received from the countries whence they were shipped direct to India. The country of consignment is defined as "that from which the goods have come, whether by land and sea or by sea only, without interruption of transit save in the course of transshipment or transfer from one means of conveyance to another." Thus the countries whence goods are consigned are not in all cases the countries of actual origin of the goods, since goods produced in one country may be purchased by a firm in another country and thence despatched, after a longer or shorter interval, to India. In such a case the second country would be the country of consignment, to which the goods would be credited in these Accounts.

Exports are credited to the country of *final destination* as declared by the exporters in the Shipping Bills, whether that country possesses a sea-board or not, not as hitherto to the country containing the port of discharge as declared by the exporter in the Shipping Bills, whether carried there direct or after transshipment. The country of final destination is defined as "that to which goods exported from India are intended to pass, whether by sea and land or by sea only, without interruption of transit save in the course of transshipment or transfer from one means of conveyance to another." In the corresponding volume for 1910-11 and earlier years, exports destined for countries which possess no sea-board, such as Switzerland, were credited to the country in which the port of discharge was situated.

The following considerable changes were introduced in the volume dealing with the period 1908-9 to 1912-13: firstly, the former system of classification of articles into seven main heads was replaced by the classification adopted in the trade accounts of the United Kingdom, which distinguishes between four main heads, namely:—


- I.—Food, drink, and tobacco.
- II.—Raw materials and produce and articles mainly unmanufactured.
- III.—Articles wholly or mainly manufactured.
- IV.—Miscellaneous and unclassified (including parcel post).

Secondly, the method of arrangement of articles in the abstract tables was modified; instead of a subdivision under main heads the articles were arranged in the abstract, as well as in the detailed tables, in alphabetical order, provision being made for grouping together within the alphabetical order such articles as are related industrially or commercially; and, thirdly, the list of articles separately enumerated was greatly amplified.

Summary tables were also prepared, for the first time, on the lines of those given in the Annual Statement of the Trade of the United Kingdom.

* The volumes can be obtained in this country from the Agents for the sale of Indian Government Publications.

CONTENTS.



TABLES RELATING TO THE TRADE OF BRITISH INDIA.

No. of Table.		Page
1	TOTAL TRADE : Value	4
2	PRIVATE MERCHANDISE : Summary of Imports	5
3	" Re-exports	8
4	" Exports	11
	CLASSIFICATION OF THE ARTICLES INCLUDED IN TABLES 2 and 3	14
	" " " TABLE 4	20
5	PRIVATE MERCHANDISE : Principal Countries : Imports	25
6	" Re-exports	26
7	" Exports	27
8	Principal Articles : Imports : Total Quantity and Value	28
9	" Re-exports : Total Quantity and Value	41
10	" Exports : Total Quantity and Value	46
11	Articles and Countries : Imports : Quantity and Value	54
12	" Re-exports : " "	106
13	" Exports : " "	115
14	GOVERNMENT STORES : Imports	146
15	Exports (including Re-exports)	149
16	TRADE WITH PRINCIPAL COUNTRIES, distinguishing Principal Articles : Quantity and Value	150
17	TREASURE : Imports from different Countries	169
18	Description of Imports	170
19	Exports to different Countries	171
20	Description of Exports	172
21	PROVINCES AND PORTS : Distribution of Trade in Private Merchandise	173
22	CUSTOMS DUTY : Gross amount collected on different Articles, &c.	174
23	SHIPPING : Vessels entered and cleared, with Cargoes and in Ballast	175
24	" " distinguishing Nationalities	176
25	" entered, distinguishing Countries	177
26	" cleared, " "	178
27	" built at Indian Ports	179
28	" first registered at Indian Ports	179
29	LAND TRADE : Value of Registered Imports and Exports, distinguishing Countries, &c.	180
	APPENDIX A.—CUSTOMS TARIFF	181
	APPENDIX B.—TRADE OF ADEN	190
	INDEX	191

INDIA OFFICE,
23rd July 1915.

T. W. HOLDERNESS,
Under Secretary of State.

T A B L E S
RELATING TO
THE TRADE OF BRITISH INDIA.

NOTE.—The Values throughout the following Tables are given in pounds,
at the rate of 15 Rupees to £1.

No. 1.

VALUE of the TOTAL TRADE.

	1909-10.	1910-11.	1911-12.	1912-13.	1913-14.
	£	£	£	£	£
FOREIGN SEA-BORNE TRADE.					
Imports:					
PRIVATE MERCHANDISE - - - - -	78,040,286	86,236,011	92,383,255	107,332,470	122,165,288
GOVERNMENT STORES - - - - -	3,727,226	2,901,152	3,653,703	3,753,985	5,373,350
TOTAL MERCHANDISE - - - - -	81,767,512	89,137,163	96,036,958	111,086,455	127,538,638
TREASURE, PRIVATE - - - - -	24,950,716	26,444,723	35,614,729	34,132,002	24,413,630
" GOVERNMENT - - - - -	64,933	45,853	32,503	7,089,166	4,546,136
TOTAL TREASURE - - - - -	25,015,649	26,490,576	35,647,232	41,221,168	28,959,766
TOTAL IMPORTS - - - - -	106,783,161	115,627,739	131,684,190	152,307,623	156,498,404
Exports:					
PRIVATE MERCHANDISE:					
INDIAN PRODUCE AND MANU-FACTURES - - - - -	122,997,605	137,080,646	147,879,063	160,899,289	162,800,999
FOREIGN DITTO - - - - -	2,259,090	2,840,700	4,018,100	3,160,044	3,118,219
TOTAL PRIVATE MERCHANDISE	125,256,695	139,921,346	151,897,163	164,059,333	165,919,218
GOVERNMENT STORES: INDIAN - - - - -	25,524	16,964	38,649	52,519	48,390
" " FOREIGN - - - - -	29,904	36,092	57,392	33,702	37,385
TOTAL GOVERNMENT STORES - - - - -	55,428	53,056	96,041	86,221	85,775
TOTAL MERCHANDISE - - - - -	125,312,123	139,974,402	151,993,204	164,145,554	166,004,993
TREASURE, PRIVATE - - - - -	4,262,221	4,745,327	6,907,746	4,697,193	4,701,390
" GOVERNMENT - - - - -	3,807	5,956	8,191	2,390,651	20,533
TOTAL TREASURE - - - - -	4,266,028	4,751,283	6,915,937	7,087,844	4,721,923
TOTAL EXPORTS - - - - -	129,578,151	144,725,685	158,909,141	171,233,398	170,726,916
Total Sea-borne Trade - - - - -	236,361,312	260,353,424	290,593,331	323,541,021	327,225,320
NET EXPORTS OF MERCHANDISE - - - - -	43,544,611	50,837,239	55,956,246	53,059,099	38,466,355
NET IMPORTS OF TREASURE - - - - -	20,749,621	21,739,293	28,731,295	34,133,324	24,237,843
EXCESS OF EXPORTS - - - - -	22,794,990	29,097,946	27,224,951	18,925,775	14,228,512
LAND FRONTIER TRADE.					
Imports:					
MERCHANDISE - - - - -	4,835,736	5,329,807	6,233,274	6,919,558	7,241,040
TREASURE - - - - -	802,176	797,397	686,722	743,902	773,220
TOTAL IMPORTS - - - - -	5,637,912	6,127,204	6,919,996	7,663,460	8,014,260
Exports:					
MERCHANDISE - - - - -	4,012,703	4,325,790	5,273,518	6,330,716	5,592,428
TREASURE - - - - -	531,914	624,276	611,644	650,498	689,292
TOTAL EXPORTS - - - - -	4,544,617	4,950,066	5,885,162	6,981,214	6,281,720
Total Land Trade - - - - -	10,182,529	11,077,270	12,805,158	14,644,674	14,295,980

SUMMARY of the VALUE of the IMPORTS of MERCHANDISE CONSIGNED from the
BRITISH EMPIRE.

	1909-10.	1910-11.	1911-12.	1912-13.	1913-14.
I.—Food, Drink, and Tobacco:	£	£	£	£	£
A. Fish (excluding Canned Fish)	209,204	144,597	158,815	156,386	167,844
B. Fruits and Vegetables	94,944	108,052	106,543	120,378	96,725
C. Grain, Pulse, and Flour	146,439	91,720	46,646	37,953	177,956
D. Liquors	716,707	720,589	731,844	776,386	809,958
E. Provisions and Oilman's Stores	933,868	1,017,870	1,077,203	1,268,186	1,287,939
F. Spices	831,796	991,971	995,199	1,043,466	1,123,406
G. Sugar	1,884,210	2,332,964	1,522,199	2,431,932	1,924,967
H. Tea	58,317	58,033	78,975	88,371	74,301
I. Other Food and Drink	207,788	241,622	295,551	297,746	267,635
J. Tobacco	422,371	259,876	370,228	385,453	421,754
TOTAL, CLASS I.	5,510,644	5,967,294	5,383,203	6,606,257	6,352,385
II.—Raw Materials and Produce and Articles mainly Unmanufactured:					
A. Coal, Coke, and Patent Fuel	469,037	363,670	292,685	536,970	458,583
B. Gums, Resins, and Lac	69,509	71,960	101,113	104,193	100,755
C. Hides and Skins, Raw	41,730	63,547	60,807	56,301	54,121
D. Metallic Ores and Scrap Iron or Steel for re-manufacture	11,881	4,787	17,211	24,828	38,090
E. Oils	322,414	483,042	357,567	362,682	388,117
F. Seeds	21,516	23,684	20,061	15,562	17,979
G. Tallow, Stearine, and Wax	57,170	58,903	81,665	104,893	103,433
H. Textile Materials	346,011	309,782	1,233,026	962,734	369,943
I. Wood and Timber	124,906	145,502	142,508	115,123	191,693
J. Miscellaneous	525,875	534,971	612,793	648,156	746,347
TOTAL, CLASS II.	1,990,049	2,059,848	2,919,436	2,931,442	2,469,061
III.—Articles wholly or mainly Manufactured:					
A. Apparel	538,395	650,671	730,166	896,368	992,493
B. Arms, Ammunition, and Military Stores	182,785	200,091	215,123	226,742	217,400
C. Carriages and Carts (including Cycles and Motor Cars)	525,039	675,438	863,151	1,002,705	1,081,704
D. Chemicals, Drugs, and Medicines	888,784	943,610	988,622	989,764	1,071,274
E. Cutlery, Hardware, Implements (except Machine Tools), and Instruments	1,716,952	1,870,170	2,065,967	2,241,612	2,625,018
F. Dyes and Colours	409,130	446,217	480,600	550,363	552,779
G. Furniture, Cabinetware, and Manufactures of Wood	105,082	105,945	119,732	113,610	130,454
H. Glassware and Earthenware	327,613	334,138	374,130	388,751	436,014
I. Hides and Skins, Tanned or Dressed, and Leather	267,493	286,777	313,244	245,062	234,955
J. Machinery of all Kinds (including Belting for Machinery)	3,268,153	2,906,558	2,604,949	3,508,679	4,965,043
K. Metals, Iron and Steel, and Manufactures thereof	4,128,583	4,302,608	4,507,112	5,164,917	7,453,507
L. Metals, other than Iron and Steel, and Manufactures thereof	1,695,773	2,103,272	1,758,428	1,602,883	2,302,476
M. Paper, Pasteboard, and Stationery	642,083	698,612	717,292	868,147	933,250
N. Railway Plant and Rolling Stock	3,572,965	2,766,711	2,865,837	4,118,283	6,429,946
O. Yarn and Textile Fabrics	25,985,587	29,760,888	32,750,170	39,426,632	42,634,905
P. Miscellaneous	2,454,042	2,553,450	2,800,691	2,890,248	3,268,273
TOTAL, CLASS III.	46,708,459	50,605,156	54,205,214	64,234,766	75,329,491
IV.—Miscellaneous and Unclassified	793,504	957,636	1,130,801	1,083,419	1,226,285
TOTAL	55,002,656	59,589,934	63,638,654	74,855,884	85,377,222

NOTE.—For Articles included in this Statement, see Classification, pp. 14 to 20.

SUMMARY of the VALUE of the IMPORTS of MERCHANDISE CONSIGNED from FOREIGN COUNTRIES.

	1909-10.	1910-11.	1911-12.	1912-13.	1913-14.
I.—Food, Drink, and Tobacco :	£	£	£	£	£
A. Fish (excluding Canned Fish) - - -	84,471	84,602	89,467	45,004	40,533
B. Fruits and Vegetables - - -	556,205	619,024	623,163	608,759	656,858
C. Grain, Pulse, and Flour - - -	53,314	5,729	38,330	49,242	8,604
D. Liquors - - -	369,205	361,579	368,732	437,884	441,684
E. Provisions and Oilman's Stores - - -	180,336	192,646	214,425	297,960	361,248
F. Spices - - -	26,582	35,797	33,647	43,943	31,469
G. Sugar - - -	5,801,227	6,450,958	6,487,364	7,087,240	8,046,284
H. Tea - - -	58,882	80,305	116,416	51,319	78,108
I. Other Food and Drink - - -	277,031	250,455	303,533	298,628	343,988
J. Tobacco - - -	209,781	67,736	74,637	77,143	80,169
TOTAL, CLASS I. - - -	7,567,034	8,098,831	8,249,714	8,997,122	10,088,945
II.—Raw Materials and Produce and Articles mainly Unmanufactured :					
A. Coal, Coke, and Patent Fuel - - -	15,027	17,745	49,276	241,075	252,337
B. Gums, Resins, and Lac - - -	66,290	71,073	82,149	108,457	75,009
C. Hides and Skins, Raw - - -	44,168	29,573	28,638	36,133	46,945
D. Metallic Ores and Scrap Iron or Steel for re-manufacture - - -	5,806	4,478	2,698	3,253	3,887
E. Oils - - -	1,901,109	1,911,003	2,592,700	2,297,485	2,546,494
F. Seeds - - -	34,928	23,543	33,406	26,279	35,452
G. Tallow, Stearine, and Wax - - -	16,269	22,223	37,351	30,324	47,205
H. Textile Materials - - -	633,627	530,184	989,367	1,850,875	834,567
I. Wood and Timber - - -	322,825	390,803	329,450	283,295	323,897
J. Miscellaneous - - -	307,881	313,836	357,079	459,793	403,526
TOTAL, CLASS II. - - -	3,347,930	3,319,461	4,502,114	5,336,969	4,569,319
III.—Articles wholly or mainly Manufactured :					
A. Apparel - - -	427,347	584,028	613,492	620,142	676,896
B. Arms, Ammunition, and Military Stores - - -	12,102	16,257	19,482	16,647	19,313
C. Carriages and Carts (including Cycles and Motor Cars) - - -	85,131	178,833	192,857	263,490	340,963
D. Chemicals, Drugs, and Medicines - - -	367,835	395,852	438,113	472,691	534,425
E. Cutlery, Hardware, Implements (except Machine Tools), and Instruments - - -	835,880	1,116,638	1,186,213	1,408,703	1,666,122
F. Dyes and Colours - - -	730,117	909,149	858,321	989,263	958,154
G. Furniture, Cabinetware, and Manufactures, of Wood - - -	69,479	83,064	88,716	84,034	93,869
H. Glassware and Earthenware - - -	831,301	1,032,356	1,022,818	1,149,952	1,292,653
I. Hides and Skins, Tanned or Dressed and Leather - - -	23,443	36,394	33,841	40,417	31,728
J. Machinery of all Kinds (including Belting for Machinery) - - -	253,489	452,611	435,636	396,311	543,354
K. Metals, Iron and Steel, and Manufactures thereof - - -	1,753,851	1,988,805	2,193,804	2,484,848	3,209,742
L. Metals, other than Iron and Steel, and Manufactures thereof - - -	874,137	1,198,860	998,002	1,054,589	1,708,325
M. Paper, Pasteboard, and Stationery - - -	355,073	405,098	435,366	516,034	591,732
N. Railway Plant and Rolling Stock - - -	54,099	63,510	92,133	150,315	259,848
O. Yarn and Textile Fabrics - - -	4,046,870	5,158,505	5,694,009	6,491,027	7,725,138
P. Miscellaneous - - -	1,187,276	1,265,339	1,333,458	1,582,892	1,787,690
TOTAL, CLASS III. - - -	11,907,430	14,885,299	15,636,261	17,721,355	21,439,952
IV.—Miscellaneous and Unclassified - - -	215,236	342,486	356,512	421,140	689,850
TOTAL - - -	23,097,630	26,646,077	28,744,601	32,476,586	36,788,066

NOTE.—For Articles included in this Statement, see Classification, pp. 14 to 20.

SUMMARY of the VALUE of the IMPORTS of MERCHANDISE CONSIGNED from the BRITISH
EMPIRE and FOREIGN COUNTRIES.

	1909-10.	1910-11.	1911-12.	1912-13.	1913-14.
I.—Food, Drink, and Tobacco:	£	£	£	£	£
A. Fish (excluding Canned Fish)	243,675	179,199	198,282	201,390	208,377
B. Fruits and Vegetables	651,149	727,076	729,706	729,137	753,583
C. Grain, Pulse, and Flour	199,753	97,449	84,976	87,195	186,560
D. Liquors	1,085,912	1,082,168	1,100,576	1,214,270	1,251,642
E. Provisions and Oilman's Stores	1,119,204	1,210,516	1,291,628	1,566,146	1,649,087
F. Spices	858,378	1,027,768	1,028,846	1,087,409	1,154,875
G. Sugar	7,685,437	8,783,922	7,959,563	9,519,172	9,971,251
H. Tea	117,199	138,338	195,391	139,690	152,409
I. Other Food and Drink	484,819	492,077	599,084	596,374	611,623
J. Tobacco	632,152	327,612	444,865	462,596	501,923
TOTAL, CLASS I.	13,077,678	14,066,125	13,632,917	15,603,379	16,441,330
II.—Raw Materials and Produce and Articles mainly Unmanufactured:					
A. Coal, Coke, and Patent Fuel	484,064	381,415	341,961	778,045	710,920
B. Gums, Resins, and Lac	135,799	143,033	183,262	212,650	175,764
C. Hides and Skins, Raw	85,898	93,120	89,445	92,434	101,066
D. Metallic Ores and Scrap Iron or Steel for re-manufacture	17,687	9,265	19,909	23,081	41,977
E. Oils	2,223,523	2,394,045	2,950,267	2,660,167	2,934,611
F. Seeds	56,444	52,227	53,467	41,841	53,431
G. Tallow, Stearine, and Wax	73,439	81,126	119,016	135,217	150,638
H. Textile Materials	979,638	839,966	2,222,393	2,813,609	1,204,510
I. Wood and Timber	447,731	536,305	471,958	393,418	515,590
J. Miscellaneous	833,756	848,807	969,872	1,107,949	1,149,873
TOTAL, CLASS II.	5,337,979	5,379,309	7,421,550	8,268,411	7,038,380
III.—Articles wholly or mainly Manu- factured:					
A. Apparel	965,742	1,234,699	1,393,658	1,516,510	1,669,389
B. Arms, Ammunition, and Military Stores	194,887	216,348	234,605	243,389	236,713
C. Carriages and Carts (including Cycles and Motor Cars)	610,170	854,271	1,056,008	1,266,195	1,422,667
D. Chemicals, Drugs, and Medicines	1,256,619	1,339,462	1,426,735	1,462,455	1,605,999
E. Cutlery, Hardware, Implements (except Machine Tools), and Instruments	2,552,832	2,986,808	3,252,180	3,650,315	4,291,140
F. Dyes and Colours	1,139,247	1,355,366	1,338,921	1,539,626	1,510,933
G. Furniture, Cabinetware, and Manu- factures of Wood	174,561	189,009	208,448	197,644	224,323
H. Glassware and Earthenware	1,158,914	1,366,494	1,396,948	1,538,708	1,728,667
I. Hides and Skins, Tanned or Dressed, and Leather	290,936	323,171	347,085	285,479	266,683
J. Machinery of all Kinds (including Belting for Machinery)	3,521,642	3,359,169	3,040,585	3,904,990	5,508,397
K. Metals, Iron and Steel, and Manufactures thereof	5,882,434	6,291,413	6,700,916	7,649,765	10,663,249
L. Metals, other than Iron and Steel, and Manufactures thereof	2,569,910	3,302,132	2,756,430	2,657,472	4,010,801
M. Paper, Pasteboard, and Stationery	997,156	1,103,710	1,152,658	1,384,181	1,524,982
N. Railway Plant and Rolling-stock	3,627,064	2,830,221	2,957,970	4,268,598	6,689,794
O. Yarn and Textile Fabrics	30,032,457	34,919,393	38,444,179	45,917,659	50,360,043
P. Miscellaneous	3,641,318	3,818,789	4,134,149	4,473,140	5,055,963
TOTAL, CLASS III.	58,615,889	65,490,455	69,341,475	81,956,121	96,769,443
IV.—Miscellaneous and Unclassified	1,008,740	1,300,122	1,487,313	1,504,559	1,916,135
TOTAL	78,040,286	86,236,011	92,383,255	107,332,470	122,165,288

NOTE.—For Articles included in this Statement, see Classification, pp. 14 to 20.

SUMMARY of the VALUE of the EXPORTS of BRITISH and FOREIGN MERCHANDISE to the
BRITISH EMPIRE.

	1909-10.	1910-11.	1911-12.	1912-13.	1913-14.
	£	£	£	£	£
I.—Food, Drink, and Tobacco:					
A. Fish (excluding Canned Fish) - - -	33,941	37,808	54,045	60,229	49,180
B. Fruits and Vegetables - - - - -	46,419	64,549	90,165	62,256	50,995
C. Grain, Pulse, and Flour - - - - -	1,046	1,228	681	15	1,000
D. Liquors - - - - -	1,534	1,346	1,905	1,809	2,937
E. Provisions and Oilman's Stores - - -	7,020	3,130	3,654	6,125	8,814
F. Spices - - - - -	16,570	12,885	21,700	7,502	46,213
G. Sugar - - - - -	29,461	94,113	1,082,177	60,877	61,709
H. Tea - - - - -	2,629	4,465	4,672	2,223	3,899
I. Other Food and Drink - - - - -	742	526	386	557	788
J. Tobacco - - - - -	1,449	11,773	371	3,477	2,045
TOTAL, CLASS I.	140,811	231,823	1,259,706	205,070	227,580
II.—Raw Materials and Produce and Articles mainly Unmanufactured:					
A. Coal, Coke, and Patent Fuel - - -	0	3	2	3	3
B. Gums, Resins, and Lac - - - - -	7,895	9,537	9,231	20,895	18,336
C. Hides and Skins, Raw - - - - -	0	0	0	2	0
D. Metallic Ores and Scrap Iron or Steel for re-manufacture - - - - -	512	461	922	52	346
E. Oils - - - - -	2,423	3,134	1,855	3,378	2,548
F. Seeds - - - - -	271	927	301	257	44
G. Tallow, Stearine, and Wax - - - - -	60	5	201	188	286
H. Textile Materials - - - - -	201,999	160,763	210,715	409,325	294,388
I. Wood and Timber - - - - -	1,047	881	2,694	1,386	1,836
J. Miscellaneous - - - - -	51,085	52,548	45,677	44,916	70,206
TOTAL, CLASS II.	265,292	228,259	271,598	480,402	387,993
III.—Articles wholly or mainly Manufactured:					
A. Apparel - - - - -	75,839	75,799	78,255	50,505	55,182
B. Arms, Ammunition, and Military Stores	5,518	6,499	7,039	6,238	16,131
C. Carriages and Carts (including Cycles and Motor Cars)	28,023	30,058	46,309	55,291	48,368
D. Chemicals, Drugs, and Medicines - -	15,265	22,210	24,136	21,319	17,233
E. Cutlery, Hardware, Implements (except Machine Tools), and Instruments	64,760	65,366	70,413	82,238	91,985
F. Dyes and Colours - - - - -	8,849	12,757	18,055	8,085	11,413
G. Furniture, Cabinetware, and Manufactures of Wood	9,976	17,908	10,971	22,678	30,165
H. Glassware and Earthenware - - - - -	18,677	18,450	20,280	23,426	24,062
I. Hides and Skins, Tanned or Dressed, and Leather - - - - -	2,628	4,033	3,676	2,645	4,545
J. Machinery of all Kinds (including Belting for Machinery)	21,778	23,509	29,964	46,269	27,386
K. Metals, Iron and Steel, and Manufactures thereof	7,374	7,306	11,541	13,205	12,272
L. Metals, other than Iron and Steel, and Manufactures thereof	3,728	7,707	43,563	31,332	12,450
M. Paper, Pasteboard, and Stationery - -	6,722	6,942	6,494	11,708	7,197
N. Railway Plant and Rolling-stock - - -	612	2,473	901	5,152	7,805
O. Yarn and Textile Fabrics - - - - -	335,292	444,635	509,806	533,369	455,315
P. Miscellaneous - - - - -	76,064	67,554	85,100	91,274	106,100
TOTAL, CLASS III.	681,105	813,206	966,503	1,004,734	927,609
IV.—Miscellaneous and Unclassified	94,025	126,684	62,939	72,195	76,100
TOTAL	1,181,233	1,399,972	2,560,746	1,762,401	1,619,282

NOTE.—For Articles included in this Statement, see Classification, pp. 14 to 20.

SUMMARY of the VALUE of the EXPORTS of BRITISH and FOREIGN MERCHANDISE to FOREIGN COUNTRIES.

	1909-10.	1910-11.	1911-12.	1912-13.	1913-14.
I.—Food, Drink, and Tobacco:	£	£	£	£	£
A. Fish (excluding Canned Fish)	4,175	4,922	544	4,869	1,075
B. Fruits and Vegetables	16,287	18,056	30,565	30,574	27,097
C. Grain, Pulse, and Flour	5,385	8,755	2,335	356	11,882
D. Liquors	1,771	2,077	2,104	2,111	1,865
E. Provisions and Oilman's Stores	5,256	7,384	7,812	7,441	9,151
F. Spices	4,881	5,111	8,325	3,441	8,512
G. Sugar	80,923	121,958	72,426	83,775	77,785
H. Tea	21,452	25,563	13,372	23,577	18,027
I. Other Food and Drink	2,026	1,968	3,310	3,972	3,868
J. Tobacco	515	10,032	964	766	1,199
TOTAL, CLASS I.	142,671	205,876	141,757	160,882	160,411
II.—Raw Materials and Produce and Articles mainly Unmanufactured:					
A. Coal, Coke, and Patent Fuel	0	17	338	282	158
B. Gums, Resins, and Lac	38,263	61,298	56,079	60,270	60,524
C. Hides and Skins, Raw	0	0	0	420	0
D. Metallic Ores and Scrap Iron or Steel for re-manufacture	38,392	51,357	34,246	32,053	35,611
E. Oils	2,255	6,733	4,759	4,104	3,204
F. Seeds	397	302	69	582	81
G. Tallow, Stearine, and Wax	3	—	47	12	20
H. Textile Materials	3,017	43,630	47,044	47,022	43,503
I. Wood and Timber	1,940	2,995	5,092	994	1,900
J. Miscellaneous	20,140	16,399	13,912	20,516	18,734
TOTAL, CLASS II.	104,407	182,781	161,586	166,255	172,735
III.—Articles wholly or mainly Manufactured:					
A. Apparel	29,676	49,281	70,207	32,948	55,381
B. Arms, Ammunition, and Military Stores	233	577	491	426	469
C. Carriages and Carts (including Cycles and Motor Cars)	2,690	5,587	7,733	6,263	8,313
D. Chemicals, Drugs, and Medicines	19,746	30,454	21,612	22,180	27,556
E. Cutlery, Hardware, Implements (except Machine Tools), and Instruments	57,187	63,876	76,726	79,103	76,266
F. Dyes and Colours	10,016	12,596	16,045	16,376	14,676
G. Furniture, Cabinetware, and Manufactures of Wood	4,706	4,130	2,287	4,678	3,671
H. Glassware and Earthenware	15,716	24,086	31,213	34,980	28,547
I. Hides and Skins, Tanned or Dressed, and Leather	865	1,466	2,239	1,863	3,238
J. Machinery of all kinds (including Belting for Machinery)	4,847	7,235	12,170	6,857	9,403
K. Metals, Iron and Steel, and Manufactures thereof	12,920	18,668	20,139	21,292	22,271
L. Metals, other than Iron and Steel, and Manufactures thereof	34,110	52,539	41,517	35,101	65,442
M. Paper, Pasteboard, and Stationery	6,392	8,002	6,974	5,855	6,929
N. Railway Plant and Rolling Stock	0	36	0	148	620
O. Yarn and Textile Fabrics	528,365	691,613	798,834	728,012	775,673
P. Miscellaneous	41,037	58,372	31,125	51,030	38,306
TOTAL, CLASS III.	768,506	1,028,518	1,139,312	1,047,112	1,136,761
IV.—Miscellaneous and Unclassified	62,273	23,553	14,699	23,394	20,030
TOTAL	1,077,857	1,440,728	1,457,354	1,397,643	1,408,937

NOTE.—For Articles included in this Statement, see Classification, pp. 14 to 20.

SUMMARY of the VALUE of the EXPORTS of BRITISH and FOREIGN MERCHANDISE to the
BRITISH EMPIRE and FOREIGN COUNTRIES.

	1909-10.	1910-11.	1911-12.	1912-13.	1913-14.
	£	£	£	£	£
I.—Food, Drink, and Tobacco:					
A. Fish (excluding Canned Fish) - - -	38,116	42,730	54,589	65,098	50,255
B. Fruit and Vegetables - - - - -	62,706	82,605	120,730	92,830	78,092
C. Grain, Pulse, and Flour - - - - -	6,431	9,983	2,966	371	12,882
D. Liquors - - - - -	3,305	3,423	4,009	3,920	4,802
E. Provisions and Oilman's Stores - - -	12,276	10,514	11,466	13,566	17,965
F. Spices - - - - -	21,451	17,996	30,025	10,943	54,725
G. Sugar - - - - -	110,384	216,071	1,154,603	144,652	139,444
H. Tea - - - - -	24,081	30,028	18,044	25,800	21,926
I. Other Food and Drink - - - - -	2,768	2,494	3,696	4,529	4,656
J. Tobacco - - - - -	1,964	21,855	1,335	4,243	3,244
TOTAL, CLASS I. - - - - -	283,482	437,699	1,401,463	365,952	387,991
II.—Raw Materials and Produce and Articles mainly Unmanufactured:					
A. Coal, Coke, and Patent Fuel - - -	0	20	340	285	161
B. Gums, Resins, and Lac - - - - -	46,158	70,835	65,310	81,165	87,860
C. Hides and Skins, Raw - - - - -	0	0	0	422	0
D. Metallic Ores and Scrap Iron or Steel for re-manufacture - - - - -	38,904	51,818	35,168	32,105	35,957
E. Oils - - - - -	4,678	9,917	6,614	7,482	5,752
F. Seeds - - - - -	668	1,229	370	839	125
G. Tallow, Stearine, and Wax - - - -	63	5	248	200	306
H. Textile Materials - - - - -	205,016	204,393	257,759	456,347	337,891
I. Wood and Timber - - - - -	2,987	3,876	7,786	2,380	3,736
J. Miscellaneous - - - - -	71,225	68,947	59,589	65,432	88,940
TOTAL, CLASS II. - - - - -	369,699	411,040	433,184	646,657	560,728
III.—Articles wholly or mainly Manu- factured:					
A. Apparel - - - - -	105,515	125,080	148,462	83,453	110,563
B. Arms, Ammunition, and Military Stores	5,751	7,076	7,530	6,664	16,600
C. Carriages and (Carts including Cycles and Motor Cars) - - - - -	30,713	35,645	54,042	61,554	56,681
D. Chemicals, Drugs, and Medicines - -	35,011	52,664	45,748	43,499	44,789
E. Cutlery, Hardware, Implements (except Machine Tools), and Instruments - - -	121,947	129,242	147,139	161,341	168,251
F. Dyes and Colours - - - - -	18,865	25,353	34,100	24,461	26,089
G. Furniture, Cabinetware, and Manufac- tures of Wood - - - - -	14,682	22,038	13,258	27,356	33,836
H. Glassware and Earthenware - - - -	34,393	42,536	51,493	58,406	52,609
I. Hides and Skins, Tanned or ^r Dressed, and Leather - - - - -	3,493	5,499	5,915	4,508	7,783
J. Machinery of all kinds (including Belting for Machinery) - - - - -	26,625	30,744	42,134	53,126	36,789
K. Metals, than Iron and Steel, and Manufac- tures thereof - - - - -	20,294	25,974	31,680	34,497	34,543
L. Metals, other than Iron and Steel, and Manufactures thereof - - - - -	37,838	60,246	85,080	66,433	77,892
M. Paper, Pasteboard, and Stationery - -	13,114	14,944	13,468	17,563	14,126
N. Railway Plant and Rolling Stock - -	612	2,509	901	5,300	8,425
O. Yarn and Textile Fabrics - - - - -	863,657	1,136,248	1,308,640	1,261,381	1,230,988
P. Miscellaneous - - - - -	117,101	125,926	116,225	142,304	144,406
TOTAL, CLASS III. - - - - -	1,449,611	1,841,724	2,105,815	2,051,846	2,064,370
IV.—Miscellaneous and Unclassified - -	156,298	150,237	77,638	95,589	105,130
TOTAL - - - - -	2,259,090	2,840,700	4,018,100	3,160,044	3,118,219

NOTE.—For Articles included in this Statement, see Classification, pp. 14 to 20.

SUMMARY of the VALUE of the EXPORTS of INDIAN MERCHANDISE to the BRITISH EMPIRE.

	1909-10.	1910-11.	1911-12.	1912-13.	1913-14.
I.—Food, Drink, and Tobacco :	£	£	£	£	£
A. Fish (excluding Canned Fish)	229,490	266,227	261,610	241,514	255,257
B. Fruits and vegetables	161,476	189,573	207,903	226,499	259,290
C. Grain, Pulse, and Flour	14,003,169	15,330,311	18,640,580	21,515,206	15,843,573
D. Liquors	42	8,499	4,272	5,730	1,720
E. Provisions and Oilman's Stores	213,731	236,640	256,892	277,253	312,793
F. Spices	235,921	254,710	269,175	290,269	267,206
G. Sugar	57,857	88,950	84,310	150,824	66,878
H. Tea	6,637,557	6,745,493	7,289,154	7,264,271	8,224,861
I. Other Food and Drink	447,397	383,019	399,291	485,819	472,606
J. Tobacco	143,973	185,839	197,962	230,291	269,908
TOTAL, CLASS I.	22,130,613	23,689,261	27,611,149	30,687,676	25,974,092
II.—Raw Materials and Produce and Articles mainly Unmanufactured :					
A. Coal, Coke, and Patent Fuel	395,950	435,304	442,403	488,273	400,393
B. Gums, Resins, and Lac	484,297	415,507	335,584	347,092	422,698
C. Hides and Skins, Raw	451,523	376,599	401,177	588,465	396,132
D. Metallic Ores and Scrap Iron or Steel for re-manufacture	181,616	207,826	181,297	335,237	380,397
E. Oils	259,125	290,622	382,965	341,894	354,159
F. Seeds	3,312,031	4,721,838	4,573,779	3,389,928	4,106,245
G. Tallow, Stearine, and Wax	30,695	31,884	45,727	29,627	29,732
H. Textile Materials	7,936,008	7,949,389	9,854,605	10,396,119	11,040,842
I. Wood and Timber	315,671	493,058	401,968	520,564	418,314
J. Miscellaneous	467,198	569,198	754,676	1,064,535	1,139,212
TOTAL, CLASS II.	13,834,114	15,491,225	17,374,181	17,501,734	18,688,624
III.—Articles wholly or mainly Manufactured :					
A. Apparel	61,416	65,366	70,077	64,254	64,083
B. Arms, Ammunition, and Military Stores	24	14	66	2	15
C. Carriages and Carts (including Cycles and Motor Cars)	1,816	1,952	2,294	1,855	1,366
D. Chemicals, Drugs, and Medicines	4,876,449	5,990,822	4,401,724	3,411,676	1,634,418
E. Cutlery, Hardware, Implements (except Machine Tools), and Instruments	18,737	19,624	28,010	31,751	38,910
F. Dyes and Colours	292,832	361,690	341,871	329,314	277,024
G. Furniture, Cabinetware, and Manufactures of Wood	30,180	32,977	36,930	32,376	27,414
H. Glassware and Earthenware	5,410	5,628	6,161	6,783	5,049
I. Hides and Skins, Tanned or Dressed, and Leather	2,282,510	2,397,252	2,654,861	2,713,521	2,481,664
J. Machinery of all Kinds (including Belting for Machinery)	486	1,211	3,109	734	981
K. Metals, Iron and Steel, and Manufactures thereof	13,217	27,385	54,106	43,385	48,901
L. Metals, other than Iron and Steel, and Manufactures thereof	114,707	234,767	298,172	149,009	85,082
M. Paper, Pasteboard, and Stationery	2,531	2,368	2,931	3,955	3,561
N. Railway Plant and Rolling Stock	5,029	4,864	6,100	7,704	8,973
O. Yarn and Textile Fabrics	6,737,616	7,203,170	6,331,296	8,271,176	9,266,767
P. Miscellaneous	929,909	1,011,359	1,118,016	1,158,953	1,398,754
TOTAL, CLASS III.	15,372,869	17,360,449	15,355,724	16,226,448	15,342,962
IV.—Miscellaneous and Unclassified	805,686	1,134,643	1,139,505	1,312,915	1,303,294
TOTAL	52,143,282	57,675,578	61,480,559	65,728,773	61,308,972

NOTE.—For Articles included in this Statement, see Classification, pp. 20 to 24.

SUMMARY of the VALUE of the EXPORTS of INDIAN MERCHANDISE to FOREIGN COUNTRIES.

	1909-10.	1910-11.	1911-12.	1912-13.	1913-14.
	£	£	£	£	£
I.—Food, Drink, and Tobacco:					
A. Fish (excluding Canned Fish) - - -	3,138	11,392	3,208	9,171	6,327
B. Fruits and Vegetables - - - - -	66,194	88,661	109,335	92,127	153,472
C. Grain, Pulse, and Flour - - - - -	8,381,856	10,386,533	15,665,781	18,685,903	14,250,706
D. Liquors - - - - -	1	18	10	0	2
E. Provisions and Oilman's Stores - - -	45,317	41,119	44,383	42,816	50,146
F. Spices - - - - -	236,395	284,907	350,199	331,606	342,198
G. Sugar - - - - -	12,502	15,294	13,395	18,956	24,771
H. Tea - - - - -	1,167,379	1,532,086	1,341,798	1,598,380	1,758,511
I. Other Food and Drink - - - - -	285,687	506,583	500,505	559,388	552,454
J. Tobacco - - - - -	26,579	26,823	73,703	25,471	49,658
TOTAL, CLASS I. - - - - -	10,225,048	12,893,416	18,102,317	21,363,818	17,188,245
II.—Raw Materials and Produce and Articles mainly Unmanufactured:					
A. Coal, Coke, and Patent Fuel - - -	51,640	78,084	71,553	100,993	61,031
B. Gums, Resins, and Lac - - - - -	1,402,930	1,072,459	1,077,434	1,116,308	953,917
C. Hides and Skins, Raw - - - - -	5,982,624	5,619,532	5,894,541	7,257,019	7,419,144
D. Metallic Ores and Scrap Iron or Steel for re-manufacture - - - - -	385,691	430,085	430,092	641,156	654,097
E. Oils - - - - -	279,816	281,917	340,020	230,051	302,926
F. Seeds - - - - -	9,668,632	12,553,260	14,146,104	11,749,908	13,010,714
G. Tallow, Stearine, and Wax - - - - -	22,071	26,365	32,289	25,001	42,470
H. Textile Materials - - - - -	25,721,075	29,052,546	27,373,770	29,205,128	39,388,650
I. Wood and Timber - - - - -	133,445	209,695	221,337	273,572	283,370
J. Miscellaneous - - - - -	567,013	633,434	688,609	886,812	837,425
TOTAL, CLASS II. - - - - -	44,214,937	49,957,427	50,275,749	51,485,948	62,953,744
III.—Articles wholly or mainly Manufactured:					
A. Apparel - - - - -	48,377	62,159	61,137	50,479	42,497
B. Arms, Ammunition, and Military Stores - - -	0	0	0	5	0
C. Carriages and Carts (including Cycles and Motor Cars) - - - - -	776	405	730	878	749
D. Chemicals, Drugs, and Medicines - - -	1,709,265	2,936,691	4,672,217	4,450,303	1,002,755
E. Cutlery, Hardware, Implements (except Machine Tools), and Instruments - - -	6,817	12,099	13,475	13,793	12,187
F. Dyes and Colours - - - - -	481,981	534,554	450,416	429,916	418,782
G. Furniture, Cabinetware, and Manufactures of Wood - - - - -	9,489	10,961	12,485	14,148	12,804
H. Glassware and Earthenware - - - - -	3,329	5,269	7,294	7,390	7,831
I. Hides and Skins, Tanned or Dressed, and Leather - - - - -	372,726	344,962	351,262	363,977	351,797
J. Machinery of all Kinds (including Belting for Machinery) - - - - -	204	658	76	37	290
K. Metals, Iron and Steel, and Manufactures thereof - - - - -	4,304	5,367	17,679	286,268	246,244
L. Metals, other than Iron and Steel, and Manufactures thereof - - - - -	8,908	29,485	68,235	23,612	48,273
M. Paper, Pasteboard, and Stationery - - -	1,009	1,419	1,072	1,276	1,225
N. Railway Plant and Rolling Stock - - -	47	0	0	0	1,364
O. Yarn and Textile Fabrics - - - - -	12,820,198	11,700,867	11,092,059	15,349,334	17,880,797
P. Miscellaneous - - - - -	733,556	733,542	898,911	998,165	1,023,544
TOTAL, CLASS III. - - - - -	16,200,986	16,383,438	17,647,048	21,994,581	21,051,139
IV.—Miscellaneous and Unclassified - - -	213,352	170,787	373,390	326,169	298,899
TOTAL - - - - -	70,854,323	79,405,068	86,398,504	95,170,516	101,492,027

NOTE.—For Articles included in this Statement see Classification, pp. 20 to 24.

SUMMARY of the VALUE of the EXPORTS of INDIAN MERCHANDISE to the BRITISH EMPIRE
and FOREIGN COUNTRIES.

	1909-10.	1910-11.	1911-12.	1912-13.	1913-14.
I.—Food, Drink, and Tobacco:	£	£	£	£	£
A. Fish (excluding Canned Fish) - - -	232,628	277,619	264,818	250,685	261,584
B. Fruits and Vegetables - - -	227,670	278,234	317,238	318,626	412,762
C. Grain, Pulse, and Flour - - -	22,385,025	25,716,844	34,306,361	40,201,109	30,094,279
D. Liquors - - -	43	8,517	4,282	5,730	1,722
E. Provisions and Oilman's Stores - - -	259,048	277,759	301,275	320,069	362,939
F. Spices - - -	472,316	539,617	619,374	621,875	609,404
G. Sugar - - -	70,359	104,244	97,705	169,780	91,649
H. Tea - - -	7,804,936	8,277,579	8,630,952	8,862,651	9,983,372
I. Other Food and Drink - - -	733,084	889,602	899,796	1,045,207	1,025,060
J. Tobacco - - -	170,552	212,662	271,665	255,762	319,566
TOTAL, CLASS I. - - -	32,355,661	36,582,677	45,713,466	52,051,494	43,162,337
II.—Raw Materials and Produce and Articles mainly Unmanufactured:					
A. Coal, Coke, and Patent Fuel - - -	447,590	513,388	513,956	589,266	461,424
B. Gums, Resins, and Lac - - -	1,887,227	1,487,966	1,413,018	1,463,400	1,376,615
C. Hide and Skins, Raw - - -	6,434,147	5,996,131	6,295,718	7,845,484	7,815,276
D. Metallic Ores and Scrap Iron or Steel for re-manufacture - - -	567,307	637,911	611,389	976,393	1,034,494
E. Oils - - -	538,941	572,539	722,985	571,945	657,085
F. Seeds - - -	12,980,663	17,275,098	18,719,883	15,139,836	17,116,959
G. Tallow, Stearine, and Wax - - -	52,766	58,249	78,016	54,628	72,202
H. Textile Materials - - -	33,657,083	37,001,935	37,228,375	39,601,247	50,429,492
I. Wood and Timber - - -	449,116	702,753	623,305	794,136	702,184
J. Miscellaneous - - -	1,034,211	1,202,682	1,443,285	1,951,347	1,076,637
TOTAL, CLASS II. - - -	58,049,051	65,448,652	67,649,930	68,987,682	81,642,368
III.—Articles wholly or mainly Manu- factured:					
A. Apparel - - -	109,793	127,525	131,214	114,733	106,580
B. Arms, Ammunition, and Military Stores - - -	24	14	66	7	15
C. Carriages and Carts (including Cycles and Motor Cars) - - -	2,592	2,357	3,024	2,733	2,115
D. Chemicals, Drugs, and Medicines - - -	6,585,714	8,927,513	9,073,941	7,861,979	2,637,173
E. Cutlery, Hardware, Implements (except Machine Tools), and Instruments - - -	25,554	31,723	41,485	45,544	51,097
F. Dyes and Colours - - -	774,813	896,244	792,287	759,230	695,806
G. Furniture, Cabinetware, and Manufac- tures of Wood - - -	39,669	43,938	49,415	46,524	40,218
H. Glassware and Earthenware - - -	8,739	10,897	13,455	14,173	12,880
I. Hides and Skins, Tanned or Dressed, and Leather - - -	2,655,236	2,742,214	3,006,123	3,082,498	2,833,461
J. Machinery of all Kinds (including Belt- ing for Machinery) - - -	690	1,869	3,185	771	1,271
K. Metals, Iron and Steel, and Manufac- tures thereof - - -	17,521	32,752	71,785	329,653	295,145
L. Metals, other than Iron and Steel, and Manufactures thereof - - -	123,615	264,252	366,407	172,621	133,355
M. Paper, Pasteboard, and Stationery - - -	3,540	3,787	4,003	5,231	4,786
N. Railway Plant and Rolling-stock - - -	5,076	4,864	6,100	7,704	10,337
O. Yarn and Textile Fabrics - - -	19,557,814	18,904,037	17,423,355	23,620,510	27,147,564
P. Miscellaneous - - -	1,663,465	1,749,901	2,016,927	2,157,118	2,422,298
TOTAL, CLASS III. - - -	31,573,855	33,743,887	33,002,772	38,221,029	36,394,101
IV.—Miscellaneous and Unclassified -	1,019,038	1,305,430	1,512,895	1,639,084	1,602,193
TOTAL - - -	122,997,605	137,080,646	147,879,063	160,899,289	162,800,999

NOTE.—For Articles included in this Statement, see Classification, pp. 20 to 24.

CLASSIFICATION, by SECTIONS, of the ARTICLES included in TABLES 2 and 3
(IMPORTS and EXPORTS—BRITISH and FOREIGN MERCHANDISE).

I.—Food, Drink, and Tobacco :		
A. Fish (excluding Canned Fish) :		
Fish, dry, unsalted.	Fishmaws and Sharkfins.	Fish, other sorts.*
„ „ salted.	Fish, Wet, Salted (ngápi).*	
B. Fruits and Vegetables :		
Fresh fruits and vegetables—	Fruits and Vegetables : Dried,	Fruits and Vegetables : Dried,
(a) Fresh Fruits :	Salted, or Preserved, not	Salted, or Preserved, not
i. Coconuts.*	being Canned or Bottled—	being Canned or Bottled—
ii. Others.*	(a) Almonds.*	<i>cont.</i>
(b) Fresh Vegetables of all	(b) Currants and Rai-	(c) Dates.
kinds.*	sins.*	(d) Other sorts.
C. Grain, Pulse, and Flour :		
Barley.*	Pulse.*	Wheat.*
Gram.*	Rice in the Husk.*	„ flour in bags.*
Jáwar and Bájra.*	Rice not in the Husk.	Other sorts.
Oats.*	„ flour.*	
D. Liquors :		
Ale, Beer, and Porter.	Spirit— <i>cont.</i>	Wines— <i>cont.</i>
Cider and other Fermented	(f) Other sorts.	(d) Sherry, Madeira, and
Liquors.	Wines :	Marsala.*
Spirit :	(a) Champagne and other	(e) Still White Wines, other
(a) Brandy.	Sparkling Wines.	than Sherry, Madeira,
(b) Gin.*	(b) Port.*	and Marsala.*
(c) Liqueurs.*	(c) Still Red Wines, other	(f) Other sorts, including
(d) Rum.*	than Port.*	Vermouth and Ginger
(e) Whisky.		Wine.
E. Provisions and Oilman's Stores :		
Bacon and Hams.*	Jams and Jellies.*	Vinegar (excluding Bottled
Biscuits and Cakes.*	Lard.*	Vinegar).*
Butter (including Canned).*	Milk, Condensed and Pre-	Other sorts of Provisions :
Cheese (including Canned).*	served, including Milk	(a) Canned and Bottled
Cocoa and Chocolate.*	Cream.*	Provisions (not speci-
Farinaceous and Patent	Pickles, Chutnies, Sauces,	fied elsewhere).*
Foods.*	and Condiments.*	(b) Others.*
Ghi.*		
F. Spices :		
Betelnuts.	Cinnamon.*	Pepper.
Cardamoms.	Cloves.	Other sorts.
Cassia.*	Ginger.	
Chillies.*	Nutmegs.	
G. Sugar :		
Sugar, 16 Dutch Standard and	Molasses.*	
above.	Confectionery.	
Sugar, 15 Dutch Standard and	Saccharin.*	
below.		
H. Tea :		
Tea, Black.	Tea, Green.	
I. Other Food and Drink :		
Coffee (other than Roasted or	Hops.	Salt.
Ground).		

* Not distinguished in the table relating to re-exports.

<p>I.—Food, Drink, and Tobacco—cont.</p>		
<p>J. Tobacco :</p>		
<p>Unmanufactured. Manufactured : (a) Cigars.*</p>	<p>Manufactured—cont. (b) Cigarettes.* (c) Other sorts.*</p>	
<p>II.—Raw Materials and Produce and Articles mainly Unmanufactured :</p>		
<p>A. Coal, Coke, and Patent Fuel :</p>		
<p>Coal.*</p>	<p>Coke.*</p>	<p>Patent Fuel.*</p>
<p>B. Gums, Resins, and Lac :</p>		
<p>Gums and Resins : (a) Arabic. (b) Benjamin. (c) Olibanum or Frankin- cense. (d) Rosin.</p>	<p>Gums and Resins—cont. (e) Other sorts. Lac : (a) Stick and Seed.* (b) Shell and Button.*</p>	<p>Lac—cont. (c) Other kinds (excluding lac-dye).*</p>
<p>C. Hides and Skins, Raw :</p>		
<p>Hides, Raw.</p>	<p>Skins, Raw.</p>	
<p>D. Metallic Ores and Scrap Iron or Steel for re-manufacture :</p>		
<p>Ores : (a) Copper.* (b) Iron.*</p>	<p>Ores—cont. (c) Lead. (d) Unenumerated.</p>	<p>Iron or Steel, Old, for re- manufacture.</p>
<p>E. Oils :</p>		
<p>Animal. Essential. Mineral : (a) Fuel Oils.* (b) Kerosene : i. In Bulk.* ii. In Tins.* (c) Lubricating oils.*</p>	<p>Mineral—cont. (d) Petroleum, dangerous (other than dangerous Paints, Solutions, and Compositions).* (e) Paints, Solutions, and Compositions, dan- gerous.* (f) Other kinds.</p>	<p>Vegetable, Non-essential : (a) Castor.* (b) Coconut.* (c) Cotton Seed.* (d) Groundnut.* (e) Linseed. (f) Mustard or Rape.* (g) Sesamum (Til or Jin- jili).* (h) Other sorts.</p>
<p>F. Seeds :</p>		
<p>Oil-Seeds : (a) Essential.* (b) Non-essential : i. Castor.* ii. Copra or Coconut Kernel.* iii. Cotton.*</p>	<p>Oil-Seeds—cont. (b) Non-essential—cont. iv. Groundnuts.* v. Linseed.* vi. Mustard.* vii. Poppy.* viii. Rape.*</p>	<p>Oil-Seeds—cont. (b) Non-essential—cont. ix. Sesamum (Til or Jinjili).* x. Tea.* xi. Others.* Other than Oil-Seeds.*</p>
<p>G. Tallow, Stearine, and Wax :</p>		
<p>Tallow and Stearine (in- cluding Grease and Animal Fat).*</p>	<p>Wax of all kinds (other than Paraffin Wax) (excluding Candles).</p>	
<p>H. Textile Materials :</p>		
<p>Cotton, Raw. " Waste.* Flax, Raw.*</p>	<p>Hemp, Raw.* Jute, " * Silk "</p>	<p>Silk Waste.* Wool, Raw.</p>

*Not distinguished in the table relating to re-exports.

II.—Raw Materials and Produce and Articles mainly Unmanufactured—concluded.		
I. Wood and Timber :		
Timber (other than Railway Sleepers) :	Timber (other than Railway Sleepers)— <i>cont.</i>	Wood— <i>cont.</i>
(a) Deal and Pine Wood.*	(d) Other Timber.	(b) Ornamental Wood :
(b) Jarrah Wood.*	Wood :	i. Ebony.*
(c) Teak Wood.	(a) Fire-wood.*	ii. Sandal.*
		iii. Other kinds.*
J. Miscellaneous :		
Bristles and Fibre for Brushes and Brooms.*	Manures— <i>cont.</i>	Rubber.
Canes and Rattans.	(b) Bones.*	Shells and Cowries :
Chalk, French.*	(c) Fish Manures and Guano.*	(a) Cowries.*
Coir, Unmanufactured.*	(d) Other kinds (excluding Oil-cake).*	(b) Shells :*
Feathers.*	Paper-making Materials :	i. Shells, Chanks, Sankh- li, large Ornamental Shells, Cowras, Mother - of - Pearl Shells, &c.*
Hair of all kinds.*	(a) Pulp of Wood or other Materials.*	ii. Tortoise Shell (includ- ing Nakhla or Nakh).*
Horns, Tips and Pieces of Horn, and Hornmeal.	(b) Rags and other Materials.*	All other Articles of Merchand- ise unmanufactured.
Ivory, Unmanufactured.	Plants, living (including Bulbs and Seeds for Sowing).*	
Manures :	Precious Stones and Pearls unset.	
(a) Artificial and Mineral Manures.*		
III.—Articles wholly or mainly Manufactured.		
A. Apparel :		
Apparel (including Drapery, Uniforms, Accoutrements, but excluding Hosiery).	Boots and Shoes— <i>cont.</i>	Lametta.*
Boots and Shoes :	(b) Of other Materials.*	Second-hand Clothing.*
(a) Of Leather.*	Gold and Silver Thread.*	Water-proofed Clothing.*
	Hats, Caps, Bonnets, and Hatter's Ware.*	
B. Arms, Ammunition, and Military Stores :		
Cartridge Cases :	Explosives— <i>cont.</i>	Gun Powder :
(a) Filled.*	(c) Dynamite.*	(a) Common.*
(b) Empty.*	(d) Gelatine Dynamite.*	(b) Sporting.*
Explosives :	(e) Others.*	Other sorts.
(a) Blasting Fuse.*	Firearms and parts thereof.	
(b) " Gelatine.*		
C. Carriages and Carts (including Cycles and Motor Cars) :		
Carriages and Carts (excluding Railway Carriages), and parts thereof :	Cycles (other than Motor Cycles) and parts thereof and Accessories :	Motor Cars and Motor Cycles and parts thereof :
(a) Carriages and Carts.*	(a) Cycles, imported, entire or in sections.*	(a) Motor Cars and Motor Cycles.*
(b) Parts of Carriages and Carts (excluding Rubber Tyres).*	(b) Parts of Cycles and Accessories (excluding Rub- ber Tyres).*	(b) Parts of Motor Cars and Motor Cycles and Acces- sories (excluding Rubber Tyres).*
D. Chemicals, Drugs, and Medicines :		
Chemicals :	Chemicals— <i>cont.</i>	Drugs and Medicines— <i>cont.</i>
(a) Acids :	(j) Soda Compounds :	(c) Camphor.
i. Nitric.*	i. Bicarbonate of Soda (Sodium Bicarbo- nate).*	(d) Cassia Lignea.
ii. Sulphuric.	ii. Borax (including Boracic Acid).*	(e) Cocaine.*
iii. Other sorts.*	iii. Caustic Soda (Sodium Hydroxide).*	(f) Proprietary and Patent Medicines.*
(b) Aluminous Sulphates (in- cluding Alum).	iv. Sodium Carbonate (Soda Ash and Soda Crystals).*	(g) Quinine and Alkaloids thereof (including Cin- chona and Peruvian Bark).
(c) Ammonia and Salts thereof.	v. Other sorts.*	(h) Sarsaparilla and prepara- tions thereof.*
(d) Arsenic and its Oxides.	(k) Sulphur.*	(i) Storax, including Liquid Storax (Rose Melloes).*
(e) Bleaching Materials.*	(l) Other sorts of Chemicals.	(j) Other sorts of Drugs and Medicines.
(f) Carbide of Calcium.*	Drugs and Medicines :	Opium.*
(g) Copperas.*	(a) Aloes.*	Spirit present in Drugs, Medi- cines, or Chemicals.*
(h) Disinfectants.*	(b) Asafetida.	
(i) Potassium Compounds :		
i. Cyanide of Potassium.*		
ii. Saltpetre.*		
iii. Other sorts.*		

* Not distinguished in the table relating to re-exports.

III.—Articles wholly or mainly Manufactured—cont.

E. Cutlery, Hardware, Implements (except Machine Tools), and Instruments:

Clocks and Watches and parts thereof:

- (a) Clocks and Time-pieces.*
- (b) Watches.*
- (c) Parts of Clocks and Watches.

Cutlery.

Electro-plated Ware.

Hardware (excluding Cutlery and Electro-plated Ware):

- (a) Agricultural Implements.*
- (b) Buckets of Tinned or Galvanised Iron.*
- (c) Builders' Hardware, such as Locks, Hinges, Door Bolts, &c.*
- (d) Domestic Hardware (other than Enamelled Ironware).*
- (e) Enamelled Ironware.*
- (f) Implements and Tools (other than Agricultural Implements and Machine Tools).*

Hardware (excluding Cutlery and Electro-plated Ware)—cont.

- (g) Lamps, Metal.*
- (h) " Glass.*
- (i) Parts of Lamps (other than Glass).*
- (j) Safes and Strong Boxes of Metal.*
- (k) Other sorts.*

Instruments, Apparatus, and Appliances and parts thereof:

- (a) Electrical (other than Telegraphic and Telephone), not being Machinery:
 - i. Electric Fans and parts thereof.*
 - ii. Electric Lamps and parts thereof.*
 - iii. Electric Wires and Cables.*
 - iv. Other sorts.*

Instruments, Apparatus, and Appliances, and parts thereof—cont.

- (b) Musical:
 - i. Organs and Harmoniums, complete.*
 - ii. Pianos and Piano Players, complete.*
 - iii. Talking Machines and Accessories.
 - iv. Other sorts (including parts of Musical Instruments).
 - (c) Optical.
 - (d) Photographic.
 - (e) Scientific and Philosophical.*
 - (f) Surgical.*
 - (g) Other kinds.
- Telegraphs, Materials for Construction and Accessories.*
- Telephones, Materials for Construction and Accessories.*

F. Dyes and Colours:

Dyeing and Tanning Substances:

- (a) Cochineal.
- (b) Catch and Gambier.
- (c) Dyes obtained from Coal Tar
 - i. Alizarine.
 - ii. Aniline.
 - iii. Others.
- (d) Indigo, Synthetic.*

Dyeing and Tanning Substances—cont.

- (e) Saffron.
- (f) Other sorts.

Paints and Painters' Materials:

- (a) Paints and Colours:
 - i. Barytes.*
 - ii. White and Red Lead.*
 - iii. Other sorts.*

Paints and Painters' Materials—cont.

- (b) Painters' Materials (other than Paints and Colours):
 - i. Turpentine.*
 - ii. Other kinds.*
- Spirit, methylated.*

G. Furniture, Cabinetware, and Manufactures of Wood:

Furniture and Cabinetware:

- (a) Bedsteads.*
- (b) Furniture of Wood (other than Bedsteads).*

Furniture and Cabinetware—cont.

- (c) Furniture of other Materials (other than Bedsteads).*
- (d) Mouldings.*

Manufactures of Wood (other than Furniture and Cabinetware).

H. Glassware and Earthenware:

Chinese and Japanese Ware (including Lacquered Ware, but excluding Earthenware and Porcelain).

Earthenware and Porcelain (excluding Pipes of Earthenware).

Glass and Glassware:

- (a) Bangles.*

Glass and Glassware—cont.

- (b) Beads and False Pearls.
- (c) Bottles and Phials:
 - i. Soda Water Bottles.*
 - ii. Others.*
- (d) Funnels, Globes, and Glass parts of Lamps.*

Glass and Glassware—cont.

- (e) Sheet and Plate.
- (f) Tableware (including Decanters, Tumblers, &c.).*
- (g) Other Glassware.

I. Hides and Skins, Tanned or Dressed, and Leather:

Hides, Tanned or Dressed.

Skins, " " " "

Leather, Unwrought.

Leather Manufactures (excluding Boots and Shoes and Belting for Machinery):

- (a) Bags and Trunks.*
- (b) Saddlery and Harness.*

Leather Manufactures (excluding Boots and Shoes and Belting for Machinery)—cont.

- (c) Other sorts.*

** Not distinguished in the table relating to re-exports.

III.—Articles wholly or mainly Manufactured—cont.

J. Machinery of all kinds (including Belting for Machinery):

Belting for Machinery:

- (a) Of Leather.*
 (b) Of other Materials.*

Machinery and Millwork:

- (a) Prime Movers (other than Electrical):
 i. Locomotives (excluding those for Railways).
 ii. Others.
 (b) Electrical Machinery of all kinds (not including Instruments, Apparatus, Appliances, and parts thereof):
 i. Generators.*
 ii. Motors.*
 iii. Other kinds.*
 (c) Machinery (not being Prime Movers or Electrical Machinery):
 i. Aerated Water making Machinery.*
 ii. Agricultural Machinery.*

Machinery and Millwork—cont.

- (c) Machinery (not being Prime Movers or Electrical Machinery)—cont.
 iii. Boilers.*
 iv. Metal working Machinery (including Machine Tools).*
 v. Mining Machinery:
 (a) Coal.*
 (b) Other sorts.*
 vi. Oil Crushing and Refining Machinery.*
 vii. Paper Mill Machinery.*
 viii. Printing and Lithographing Presses.*
 ix. Refrigerating Machinery.*
 x. Rice and Flour Mill Machinery.*
 xi. Saw Mill and Wood working Machinery.*

Machinery and Millwork—cont.

- (c) Machinery (not being Prime Movers or Electrical Machinery)—cont.
 xii. Sewing and Knitting Machines and parts thereof:
 (a) Sewing and Knitting Machines.*
 (b) Parts of Sewing and Knitting Machines and Accessories.*
 xiii. Sugar Machinery.*
 xiv. Tea Machinery.*
 xv. Textile Machinery:
 (a) Cotton.*
 (b) Jute.*
 (c) Other sorts.*
 xvi. Typewriters:
 (a) Typewriters.*
 (b) Parts of Typewriters and Accessories.*
 xvii. Other sorts of Machinery.

K. Metals, Iron and Steel, and Manufactures thereof:

Iron:

- (a) Pig.*
 (b) Manufactures:
 i. Angle, Bolt, and Rod.*
 ii. Bars and Channel.*
 iii. Rice Bowls.*

Iron or Steel:

- (a) Anchors and Cables.
 (b) Beams, Pillars, Girders, and Bridge Work.*
 (c) Bolts and Nuts.*
 (d) Hoops and Strips.

Iron or Steel—cont.

- (e) Nails, Rivets, and Washers.
 (f) Pipes and Fittings, Cast.
 (g) Rails, Chairs, and Fish-plates (excluding those for Railways).*
 (h) Screws.*
 (i) Sheets and Plates:
 i. Galvanised.
 ii. Tinned.
 iii. Not Galvanised or Tinned.

Iron or Steel—cont.

- (j) Tubes and Fittings, Wrought.
 (k) Wire.
 (l) Other Manufactures of Iron or Steel.
 Steel:
 (a) Angle and Spring.*
 (b) Bars and Channel.*
 (c) Cast.*
 (d) Ingots, Blooms, Billets, and Slabs.*

L. Metals, other than Iron and Steel, and Manufactures thereof:

Aluminium.*

- Brass, Bronze, and similar
 Amalgams:
 (a) Unwrought.*
 (b) Wrought.

Copper:

- (a) Old, for Manufacture.*
 (b) Unwrought:
 i. Tiles, Ingots, Cakes, Bricks, and Slabs.
 ii. Other sorts.*
 (c) Wrought:
 i. Braziers and Sheets.*
 ii. Mixed or Yellow Metal for Sheathing.

Copper—cont.

- (c) Wrought—cont.
 iii. Wire, excluding Wire of Telegraph and Telephone.*
 iv. Other Manufactures.
 German Silver.*
 Lead:
 (a) Unwrought:
 i. Pig.
 ii. Other sorts.
 (b) Wrought:
 i. Sheets, Pipes, and Tubes.*
 ii. Sheets for Tea Chests.*
 iii. Other sorts.*

Quicksilver.

Solder.*

Tin:

- (a) Unwrought (Blocks, Ingots, Bars, and Slabs).
 (b) Wrought (including Plates or Sheets, not being Tinned Iron).*
 Zinc or Spelter:
 (a) Unwrought.
 (b) Wrought or Manufactured.
 (c) Other sorts.
 Metals, unenumerated.

M. Paper, Pasteboard, and Stationery:

Paper:

- (a) Packing Paper.*
 (b) Printing Paper.
 (c) Writing Paper and Envelopes.

Paper—cont.

- (d) Other kinds of Paper (including Paper Manufactures).

Pasteboard, Millboard, and Cardboard of all kinds.
Stationery (excluding Paper).

N. Railway Plant and Rolling-stock:

- Carriages and Wagons and parts thereof.*
 Locomotive Engines and Tenders and parts thereof.*
 Materials for Construction—
 (a) Bridgework.*

Materials for Construction—cont.

- (b) Rails, Chairs, and Fish-Plates of Steel or Iron.*
 (c) Sleepers and Keys of Steel or Iron.*

Materials for Construction—cont.

- (d) Sleepers of Wood.*
 (e) Other kinds of Materials.*

III.—Articles wholly or mainly Manufactured—concluded.

O. Yarns and Textile Fabrics:

Cotton:

(a) Twist and Yarn:

Mule and Water, Nos. 1 to 10.*

Mule and Water, Nos. 11 to 15.*

Mule and Water, Nos. 16 to 20.*

Mule and Water, Nos. 21 to 25.*

Mule and Water, Nos. 26 to 30.*

Mule and Water, Nos. 31 to 40.*

Mule and Water, Nos. 41 to 50.*

Mule and Water, above No. 50.*
Orange, Red, and other colours:

Nos. 1 to 20.*

" 21 to 25.*

" 26 to 30.*

" 31 to 40.*

" 41 to 50.*

Above No. 50.*

Unspecified descriptions of Twist and Yarn:*

(b) Manufactures:

i. Blankets.*

ii. Canvas.

iii. Handkerchiefs and Shawls in the piece.

iv. Hosiery.

v. Lace and Patent Net.

vi. Piece Goods:

Grey (unbleached):

Chádars.*

Dhutis, Sárís, and Scarves.*

Drills and Jeans.*

Jaconets (including Madapolams, Mulls, and Cambrics).*

Longcloth and Shirtings.*

Cotton—cont.

Manufactures—cont.

Piece Goods—cont.

Grey (unbleached)—cont.

Printers.*

Sheetings.*

T. Cloth and Domestics.*

Unspecified descriptions.*

White (bleached):

Chádars.*

Checks, Spots, and Stripes.*

Dhutis, Sárís, and Scarves.*

Drills and Jeans.*

Jaconets, Madapolams,

Mulls, Cambrics, and

Muslins.*

Longcloth and Shirtings.*

Nainsooks.*

Sheetings.*

T. Cloth and Domestics.*

Twills.*

Unspecified descriptions.*

Coloured, Printed, or Dyed:

Cambrics (including Madapolams, Muslins, Mulls, and Jaconets).*

Chádars.*

Checks, Spots, and Stripes.*

Dhutis (including Lungis).*

Drills and Jeans.*

Prints and Chintz.*

Sárís and Scarves.*

Shirtings.*

Twills.*

Unspecified descriptions.*

Fents of all descriptions.

vii. Rope.

viii. Thread, Sewing.

ix. Towels in the Piece.*

x. Other sorts of Manufactures.

Flax:

(a) Twist and Yarn.*

(b) Manufactures:

i. Bags and Sacks.*

ii. Canvas.

iii. Piece Goods.

iv. Thread, Sewing.*

v. Other sorts.

Haberdashery and Millinery, Hemp (excluding Cordage):

(a) Bags and Sacks.*

(b) Cloth.*

Jute:

(a) Twist and Yarn.*

(b) Manufactures:

i. Canvas.*

ii. Gunny Bags.*

iii. Gunny Cloth.*

iv. Rope and Twine.*

v. Other kinds.*

Silk:

(a) Silk—Yarn, Noils, and Warps.

(b) Manufactures:

i. Goods of Silk mixed with other Materials.

ii. Silk Piece Goods.

iii. Thread for Sewing.

iv. Other sorts.

Wool:

(a) Yarn and Knitting Wool.*

(b) Manufactures:

i. Braids.*

ii. Carpets and Rugs.*

iii. Hosiery.*

iv. Piece Goods.

v. Shawls.

vi. Other sorts.

P. Miscellaneous:

Art, Works of (other than Pictures).

Baskets and Basketware.*

Books, Printed, and Printed Matter (not being Stationery), including Maps and Charts.

Brushes and Brooms.*

Building and Engineering Materials (other than of Iron, Steel, or Wood):

(a) Asphalt.*

(b) Bricks.*

(c) Cement.*

(d) Chalk and Lime (excluding French Chalk).*

(e) Clay.*

(f) Pipes of Earthenware.*

(g) Tiles.*

(h) Other kinds.*

Candles of all kinds.

Coir, Manufactured (excluding Rope).*

Cordage, and Rope of Vegetable Fibre (excluding Jute and Cotton).

Cork Manufactures.*

Fireworks.

Hair, Manufactures of (other than Toilet Requisites).*

Ivory, Manufactured.

Jewellery (excluding Imitation Jewellery and Precious Stones and Pearls, unset), also Plate of Gold and Silver:

(a) Jewellery.

(b) Plate Gold and Silver.

Matches:

(a) Safety.*

(b) Other sorts.*

Mats and Matting (except Coir and Rubber).

Oilcakes.*

Oil-cloth and Floor-cloth.

Packing, Engine and Boiler, of all kinds (including Asbestos).*

Paraffin Wax.

Perfumery (not being Perfumed Spirits).

Pitch, Tar, and Dammer.

Polishes:

(a) Polishes and Compositions for application to Leather.*

(b) Polishes and Composition for application to Metals &c.*

Printing and Lithographing Materials (excluding Paper):

(a) Printing Type.*

(b) Other Materials.*

Prints, Engravings and Pictures:

(a) Photographs and Picture Postcards.*

(b) Others.*

Rubber Manufactures:

(a) Tyres for Motors and Motor Cycles.*

(b) Tubes for Tyres.*

(c) Other Manufactures (except Apparel and Boots and Shoes).*

Ships, parts of (including Launches and Boats).

Smokers' Requisites (excluding Tobacco).*

Soap:

(a) Household and Laundry Soap, in Bars or Tablets.*

(b) Toilet Soap.*

(c) Other sorts.*

Spirit, Perfumed.*

Starch and Farina.*

Sticks and Whips.*

Stone and Marble:

(a) Stone and Marble.

(b) Articles of Stone and Marble.

Tea-chests, entire or in sections:

(a) Of Iron or Steel or other Metal.*

(b) Of Wood.*

Toilet Requisites (not specified elsewhere).*

Toys and Requisites for Games and Sports (including Fishing Tackle):

(a) Toys.*

(b) Requisites for Games and Sports (excluding Firearms, &c.):

i. Playing Cards.*

ii. Other sorts.*

Umbrellas and Umbrella Fittings:

(a) Umbrellas, complete (including Parasols and Sunshades).

(b) Umbrella Fittings.*

All other Articles of Merchandise manufactured.

* Not distinguished in the table relating to re-exports.

IV. —Miscellaneous and Unclassified:		
Animals, Living:	Coral.	Specimens illustrative of Natural Science.
(a) Horses.	Fodder, Bran, and Pollards (excluding Oilcake).*	Articles imported by Post.
(b) Other kinds.		

CLASSIFICATION OF TABLE 4.

CLASSIFICATION, by SECTIONS, of the ARTICLES INCLUDED in TABLE No. 4 (EXPORTS —INDIAN MERCHANDISE).

I. Food, Drink, and Tobacco:		
A. Fish (excluding Canned Fish):		
Fish, Dry, Unsalted.	Fishmaws and Sharkfins.	Fish, Wet, Salted (Ngápi).
" " Salted.		
B. Fruits and Vegetables:		
Fresh Fruits and Vegetables:	Fresh Fruits and Vegetables	Fruits and Vegetables: Dried,
(a) Fresh Fruits:	—cont.	Salted, or Preserved, all
i. Coconuts.	(b) Fresh Vegetables of all	sorts.
ii. Others.	kinds.	
C. Grain, Pulse, and Flour:		
Barley.	Oats.	Rice Flour.
Gram.	Pulse.	Wheat.
Jawar and Bajrá.	Rice in the husk.	" Flour.
Maize.	Rice not in the husk.	Other sorts.
D. Liquors.		
E. Provisions and Oilman's Stores:		
Biche-de-mer.	Cheese.	Pickles, Chutnies and Con-
Butter.	Ghi.	diments.
	Lard.	Other sorts of Provisions.
F. Spices:		
Betelnuts.	Cinnamon.	Nutmegs.
Cardamoms.	Cloves.	Pepper.
Chillies.	Ginger.	Other sorts.
G. Sugar:		
Sugar, 16 Dutch Standard and above.	Sugar, 15 Dutch Standard and below.	Confectionery.
H. Tea:		
Tea, Black.	Tea, Green.	—
I. Other Food and Drink:		
Coffee.	Salt.	—
J. Tobacco:		
Unmanufactured.	Manufactured—cont.	—
Manufactured:	(b) Cigarettes.	
(a) Cigars.	(c) Other sorts.	

* Not distinguished in the table relating to re-exports.

II. Raw Materials and Produce and Articles mainly Unmanufactured :—		
A. Coal, Coke, and Patent Fuel :—		
Coal.	Coke.	Patent Fuel.
B. Gums, Resins, and Lac :		
Gums and Resins : (a) Arabic. (b) Benjamin. (c) Olibanum or Frankincense. (d) Rosin.	Gums and Resins—cont. (e) Other sorts. Lac : (a) Button. (b) Seed.	Lac—cont. (c) Shell. (d) Stick. (e) Other kinds (excluding Lac-dye).
C. Hides and Skins, Raw :		
Hides, Raw : (a) Buffalo Hides. (b) Cow Hides. (c) Calf Skins. (d) Other Hides.	Skins, Raw : (a) Goat Skins. (b) Sheep " (c) Other "	Cuttings of Hides and Skins (Raw).
D. Metallic Ores and Scrap Iron or Steel for re-manufacture :		
Ores : (a) Chromite (Chrome Iron Ore). (b) Copper.	Ores—cont. (c) Iron. (d) Manganese. (e) Tin.	Ores—cont. (f) Unenumerated. Iron or Steel, old, for re-manufacture.
E. Oils :		
Animal. Essential : (a) Lemongrass Oil. (b) Other sorts. Mineral : (a) Kerosene. (b) Other kinds.	Vegetable, Non-essential : (a) Castor. (b) Coconut. (c) Cotton Seed. (d) Groundnut. (e) Linseed. (f) Mustard or Rape.	Vegetable, Non-essential—cont. (g) Niger Seed. (h) Sesamum (Til or Jinjili). (i) Other sorts.
F. Seeds :		
Oil-seeds : (a) Essential : i. Ajama. ii. Ajwan. iii. Aniseed. iv. Assalia. v. Carraway. vi. Coriander. vii. Cummin (other than Black). viii. Cummin, Black. ix. Fennel. x. Fenugreek.	Oil-seeds—cont. (a) Essential—cont. xi. Sawa or Dil. xii. Other sorts. (b) Non-essential : i. Castor. ii. Copra or Coconut Kernel. iii. Cotton. iv. Groundnuts. v. Linseed. vi. Mowa or Mowra.	Oil-seeds—cont. (b) Non-essential—cont. vii. Mustard. viii. Niger. ix. Poppy. x. Rape. xi. Sesamum (Til or Jinjili). xii. Tea. xiii. Other sorts. Other than Oil-seeds.
G. Tallow, Stearine, and Wax :		
Tallow and Stearine, including grease and Animal Fat	Wax of all kinds, other than Paraffin Wax (excluding Candles).	
H. Textile Materials :		
Cotton, Raw. Flax, " Hemp " Jute " Rhea, Ramie, or Chinagrass.	Silk, Raw : (a) Mulberry Silk (excluding Tasar and other Wild Silks): i. Raw. ii. Chasam or Waste. iii. Cocoons.	Silk, Raw—cont. (b) Wild Silk, Tasar, Munga, Eria, and others : i. Raw. ii. Chasam or Waste. iii. Cocoons. Wool, Raw.

II.—Raw Materials and Produce and Articles mainly Unmanufactured—cont.		
I. Wood and Timber :		
Timber (other than Railway Sleepers): (a) Teak Wood. (b) Other Timber.	Wood: (a) Firewood. (b) Ornamental Wood: i. Ebony.	Wood—cont. (b) Ornamental Wood—cont. ii. Sandal. iii. Other kinds.
J. Miscellaneous :		
Bristles. Canes and Rattans. Coir, unmanufactured. Feathers. Fibre for Brushes and Brooms. Horns, Tips, and pieces of Horn, and Hornmeal. Ivory, unmanufactured. Manures : (a) Bones. (b) Fish Manures and Guano.	Manures—cont. (c) Other kinds. Mica. Paper-making Materials. Plants, Living (including Bulbs.) Precious Stones and Pearls, unset. Rubber, Raw. Shells and Cowries : (a) Cowries.	Shells and Cowries—cont. (b) Shells : i. Shells (Chanks, Sankhli, large ornamental Shells, Cowras, Mother-of-Pearl Shells and Oyster Shells). ii. Tortoise Shells (including Nakhla or Nakh). All other Articles of Merchandise unmanufactured.
III.—Articles wholly or mainly Manufactured :		
A. Apparel :		
Apparel (including Drapery, Uniforms, Accoutrements, but excluding Hosiery). Boots and Shoes.		
B. Arms, Ammunition, and Military Stores.		
C. Carriages and Carts (including Cycles and Motor Cars) :		
Carriages and Carts (excluding Railway Carriages), and parts thereof : (a) Carriages and Carts. (b) Parts of Carriages and Carts.		
D. Chemicals, Drugs, and Medicines :		
Chemicals and Chemical Preparations (excluding Chemical Manures and Medicines) : (a) Alum. (b) Arsenic. (c) Potassium Compounds : i. Saltpetre. ii. Other sorts.	Chemicals and Chemical Preparations—cont. (d) Soda Compounds : i. Borax. ii. Other sorts. (e) Other sorts of Chemicals. Drugs and Medicines : (a) Aloes. (b) Asafetida.	Drugs and Medicines—cont. (c) Camphor. (d) Cinchona bark. (e) Galangal. (f) Nux vomica (strychnia). (g) Senna. (h) Other sorts of Drugs and Medicines. Opium.
E. Cutlery, Hardware, Implements (except Machine Tools), and Instruments :		
Hardware and Cutlery (including Plated Ware.) Instruments, Apparatus, and Appliances, and parts thereof : (a) Musical. (b) Other kinds.		
F. Dyes and Colours :		
Dyeing and Tanning Substances : (a) Cutch and Gambier. (b) Indigo. (c) Myrobalans. (d) Safflower. (e) Turmeric.	Dyeing and Tanning Substances—cont. (f) Other sorts (including Lac-Dye). Paints and Painters' Materials : (a) Paints and Colours.	Paints and Painter's Materials—cont. i. Graphite. ii. Other sorts. (b) Painters' Materials (other than Paints and Colours).

III.—Articles wholly or mainly Manufactured—cont.

G. Furniture, Cabinetware, and Manufactures of Wood:

Furniture and Cabinet-ware.	Manufactures of Wood (other than Furniture and Cabinet-ware).
-----------------------------	---

H. Glassware and Earthenware:

Earthenware and Porcelain (excluding Pipes of Earthenware).	Glass and Glassware. Lacquered Ware (of Indian Manufacture).
---	---

I. Hides and Skins, Tanned or Dressed, and Leather:

Hides, Tanned or Dressed:	Skins, Tanned or Dressed:	Leather, Unwrought.
(a) Buffalo Hides.	(a) Goat Skins.	Leather, Manufactures (excluding Boots and Shoes).
(b) Cow "	(b) Sheep "	(a) Saddlery and Harness.
(c) Other "	(c) Other "	(b) Other sorts.

J. Machinery of all kinds (including Belting for Machinery):

Machinery and Millwork of all kinds.

K. Metals, Iron and Steel, and Manufactures thereof:

Iron or Steel:	Iron or Steel—cont.	Iron or Steel—cont.
(a) Pig.	vi. Pipes and Fittings, Cast.	ix. Other Manufactures of Iron or Steel.
(b) Manufactures:	vii. Sheets and Plates (including Galvanised and Tinned Plates).	
i. Anchors and Cables.	viii. Tubes and Fittings, Wrought.	
ii. Angle, Bolt, and Rod.		
iii. Bars and Channel.		
iv. Hoops and Strips.		
v. Nails, Screws, Rivets, and Washers.		

L. Metals, other than Iron and Steel, and Manufactures thereof:

Brass, Bronze, and similar	Lead:	Zinc or Spelter, all sorts.
Amalgams.	(a) Pig.	Metals, unenumerated.
Copper:	(b) Other sorts.	
(a) Old, for re-manufacture.	Tin:	
(b) Unwrought.	(a) Unwrought (Blocks, Ingots, Bars and Slabs).	
(c) Wrought (Sheets and other Manufactures).	(b) Wrought (including Plates or Sheets, not being Tinned Iron).	

M. Paper, Pasteboard, and Stationery:

Paper:	Paper—cont.
(a) Printing Paper.	Pasteboard, Millboard, and Cardboard of all kinds.
(b) Other kinds of Paper (including Paper Manufactures).	Stationery (excluding Paper).

N. Railway Plant and Rolling Stock.

III.—Articles wholly or mainly Manufactured—cont.

O. Yarns and Textile Fabrics :

Cotton :

Twist and Yarn :

- Mule and Water Nos. 1 to 10.
- Mule and Water Nos. 11 to 20.
- Mule and Water Nos. 21 to 30.
- Mule and Water Nos. 31 to 40.
- Mule and Water above No. 40.
- Orange, Red, and other Colours, Nos. 1 to 20.
- Orange, Red, and other Colours, Nos. 21 to 40.
- Orange, Red, and other Colours, above No. 40.
- Unspecified descriptions of Twist and Yarn.

Manufactures :

- i. Canvas.
- ii. Handkerchiefs and Shawls in the piece.
- iii. Hosiery.
- iv. Piece Goods :
 - Grey (unbleached) : Chádars and Dhutis.
 - Drills and Jeans.
 - T. Cloth and Domestic.

Cotton—cont.

Manufactures—cont.

Piece goods—cont.

Grey (unbleached)—cont.

Shirtings.

Other sorts.

White (bleached) :

Chádars and Dhutis.

Drills and Jeans.

T. Cloth and Domestic.

Shirtings.

Other sorts.

Coloured, printed, or dyed :

Lungis and Saris.

Drills and Jeans.

Other sorts.

v. Thread, sewing.

vi. Other sorts of manufactures.

Flax :

Twist and Yarn.

Manufactures.

Haberdashery and Millinery.

Hemp (excluding Cordage).

Jute :

Twist and Yarn.

Manufactures :

- i. Canvas.
- ii. Gunny Bags.
- iii. „ Cloth.
- iv. Rope and Twine.
- v. Other kinds.

Silk :

(a) Manufactures :

- i. Goods of Silk mixed with other Materials.
- ii. Silk Piece Goods.
- iii. Thread for Sewing.
- iv. Other sorts.

Wool :

(a) Manufactures :

- i. Braids.
- ii. Carpets and rugs.
- iii. Piece goods.
- iv. Shawls.
- v. Other sorts.

P. Miscellaneous :

Art, works of.

Books, Printed, and Printed Matter (not being Stationery), including Maps and Charts.

Building and Engineering Materials, other than of Iron, Steel, or Wood :

- (a) Bricks.
- (b) Chalk and Lime.
- (c) Pipes of Earthenware.
- (d) Tiles.
- (e) Other kinds.

Candles of all kinds.

Coir, Manufactured (excluding Rope).

Cordage and Rope of Vegetable Fibre (excluding Jute and Cotton).

Fireworks.

Ivory, manufactured.

Jadestone.

Jewellery (excluding imitation Jewellery and Precious Stones and Pearls unset), also Plate of Gold and Silver.

- (a) Jewellery.
- (b) Plate of Gold and Silver.

Mats and Matting (except Coir and Rubber).

Oilcakes :

- (a) Castor cake.
- (b) Coconut cake (Punac).
- (c) Cotton cake.
- (d) Groundnut cake.
- (e) Linseed, Rape, and Sesamum Cake.
- (f) Others.

Oil-cloth and Floor-cloth.

Paraffin Wax.

Perfumery (not being Perfumed Spirits).

Printing and Lithographing Materials (excluding Paper).

Rubber manufactures.

Ships, parts of (including Launches and Boats).

Soap.

Stone and Marble.

Toys and Requisites for Games and Sports, including Fishing Tackle, (other than Firearms).

Umbrellas (including Parasols and Sunshades).

All other Articles of Merchandise manufactured.

IV.—Miscellaneous and Unclassified :

Animals, living :

- (a) Cattle (excepting Sheep and Goats).
- (b) Horses.
- (c) Sheep and Goats.
- (d) Other kinds.

Coral.

Fodder, Bran, and Pollards (excluding Oilcake) :

- (a) Bran and Pollards.
- (b) Other sorts.

Specimens illustrative of Natural Science.

Tea Waste, for the Manufacture of Caffeine.

Articles exported by Post.

VALUE of IMPORTS of MERCHANDISE (exclusive of Government Stores) from PRINCIPAL COUNTRIES into British India.

COUNTRIES.	1909-10.	1910-11.	1911-12.	1912-13.	1913-14.
UNITED KINGDOM	£ 48,890,579	£ 52,724,948	£ 57,635,248	£ 67,628,061	£ 78,388,149
BRITISH POSSESSIONS:					
Europe: Gibraltar	6,423	6,338	8,045	28,282	4,483
Malta and Gozo	1,873	3,849	2,086	2,132	1,162
Asia: Aden	211,789	230,684	294,729	352,869	291,777
Bahrein Islands	270,143	276,996	324,116	409,007	485,972
Ceylon	442,551	471,863	460,676	503,564	539,000
China, Hong-Kong	599,426	778,388	608,910	695,280	654,845
Maldives	9,802	8,645	8,804	10,561	10,892
Straits Settlements	1,889,726	2,069,061	1,985,243	2,057,024	2,281,752
Africa: Cape Colony	18,767	4,084	2,020	5,208	222
East African Protectorate	48,442	47,855	32,436	51,056	23,404
Mauritius and Dependencies	1,670,694	2,016,045	1,276,832	2,159,142	1,634,676
Natal	88,824	18,448	27,606	129,768	148,410
Seychelles	7,141	420	556	283	441
Somaliland	1,743	75	21	8	112
Transvaal	0	0	29	72,042	7,375
Zanzibar and Zemba	181,036	170,201	237,552	171,679	235,340
America: Canada	26,668	398	1,636	1,814	5,932
British Guiana	115	47	32	2	8
British West Indies	49	45	88	145	224
Australia	637,519	756,603	730,713	636,202	611,023
New Zealand	3,745	3,736	560	264	198
Other Countries	651	1,255	716	1,491	1,057
	6,112,077	6,864,986	6,003,406	7,227,823	6,988,805
FOREIGN COUNTRIES:					
Europe: Austria-Hungary	1,713,758	1,928,363	1,770,759	2,351,688	2,860,279
Belgium	1,313,072	1,477,198	1,542,367	2,028,945	2,898,542
Denmark	12,286	9,556	13,292	19,682	24,509
France	1,171,172	1,504,590	1,427,218	1,452,674	1,794,406
Germany	4,307,357	5,596,424	5,968,844	6,868,933	8,443,862
Greece	5,638	3,094	6,483	8,408	7,668
Holland	698,007	711,433	803,948	971,574	1,035,425
Italy	621,332	856,509	838,517	1,047,962	1,463,610
Norway	120,574	121,210	137,071	161,552	154,730
Portugal	32,999	29,756	28,057	39,619	76,036
Roumania	25,612	31	11	87,559	1,504
Russia	107,498	175,323	76,507	344,551	38,695
Spain	138,075	94,344	112,372	111,423	125,356
Sweden	268,734	300,000	381,365	416,595	343,731
Switzerland	300,610	350,285	369,098	410,395	457,857
Turkey in Europe	3,695	3,205	3,974	5,191	5,782
Asia: Borneo (Dutch)	227,435	186,273	408,461	372,739	597,731
China, Treaty Ports	883,175	835,928	1,034,024	1,375,825	1,136,894
French Indo-China	32,601	347	350	252	209
Japan	1,680,807	2,247,935	2,318,307	2,711,132	3,186,782
Java	5,296,803	6,033,973	6,314,048	6,359,405	7,163,586
Muscat Territory and Trucial Oman.	334,332	279,182	302,959	322,808	319,169
Other States in Arabia	6,394	3,810	13,014	29,913	64,007
Persia	349,560	413,539	405,283	473,336	474,726
Philippines	39,258	37,848	34,229	44,694	42,594
Siam	225,539	292,402	249,850	206,793	185,350
Sumatra	103,596	163,988	32,595	81,360	12,734
Turkey, Asiatic:—					
Levant and Black Sea			31,856	42,741	16,888
Red Sea	374,740	420,334	54,757	39,146	80,010
Persian Gulf			326,457	292,869	282,262
Africa: Egypt	134,862	165,850	162,200	209,010	200,463
German East Africa	2,819	4,195	2,083	3,565	919
Italian East Africa (Eritrea and Somaliland).	34,111	65,162	30,731	46,648	53,413
Madagascar	889	1,139	1,110	2,048	1,545
Portuguese East Africa	15,147	5,593	13,510	64,310	100,485
Réunion	228	78	0	0	1,521
America: United States	2,452,772	2,325,297	3,527,290	3,468,730	3,193,579
Other Countries	2,143	1,883	1,604	2,511	1,475
	23,037,630	26,646,077	28,744,601	32,476,586	36,788,334
TOTAL IMPORTS	78,040,286	86,236,011	92,383,255	107,332,470	122,165,288

VALUE of EXPORTS of BRITISH and FOREIGN MERCHANDISE (exclusive of Government Stores) to PRINCIPAL COUNTRIES from British India.

COUNTRIES.	1909-10.	1910-11.	1911-12.	1912-13.	1913-14.
	£	£	£	£	£
UNITED KINGDOM	496,676	569,980	1,626,924	792,467	664,755
BRITISH POSSESSIONS :					
Europe : Gibraltar	8,886	3,597	2,830	2,402	4,160
Malta and Gozo	424	222	512	512	486
Asia : Aden	101,972	123,422	134,238	151,979	115,000
Bahrein Islands	111,893	179,218	223,265	229,307	164,489
Ceylon	131,461	133,257	165,331	145,144	160,705
China, Hong-Kong	92,418	85,312	73,479	83,749	112,395
Federated Malay States	3,823	8,807	12,485	17,904	15,604
Maldives	1,510	605	643	1,154	1,258
Straits Settlements	95,446	111,573	122,769	121,960	156,441
Africa : Cape Colony	1,427	1,052	1,271	2,177	2,010
East African Protectorate	41,119	54,704	77,786	94,130	109,410
Mauritius and Dependencies	33,773	40,679	35,071	28,350	21,050
Natal	15,644	14,803	15,513	20,287	16,324
Seychelles	3,837	8,210	2,260	4,226	5,361
Somaliland	422	107	8	37	70
Zanzibar and Pemba	40,753	59,657	58,638	61,030	63,089
America : Canada	218	664	40	131	349
British Guiana	468	587	1,386	512	908
British West Indies	306	930	60	339	7
Australia	3,095	2,241	5,514	3,108	3,636
New Zealand	585	193	356	698	506
Fiji Islands	66	106	330	748	1,258
Other Countries	11	46	37	52	11
	684,557	829,992	933,822	969,936	954,527
FOREIGN COUNTRIES :					
Europe : Austria-Hungary	22,677	26,391	29,037	20,900	23,992
Belgium	13,999	10,754	21,256	20,306	20,817
France	59,421	36,848	14,046	20,789	24,762
Germany	30,635	32,416	47,537	46,616	42,228
Greece	180	164	40	402	116
Holland	740	723	1,013	2,228	2,244
Italy	41,868	54,667	38,006	23,171	38,426
Russia	29,786	42,726	8,658	24,485	13,588
Turkey in Europe	276	367	457	583	1,530
Asia : China, Treaty Ports	6,660	13,109	4,525	10,633	8,262
French Indo-China	1,548	990	476	828	361
Japan	7,608	6,785	10,497	16,238	14,102
Java	6,940	5,234	5,826	7,790	11,661
Muscat Territory and Trucial Oman.	155,874	212,850	222,948	245,089	235,157
Other States in Arabia	3,562	99,422	135,950	123,986	98,482
Persia	337,029	464,394	514,955	409,994	498,990
Philippines	250	626	1,291	378	144
Siam	23,883	21,271	14,252	11,578	11,410
Sumatra	981	1,053	1,295	1,960	4,996
Turkey, Asiatic :—					
Levant and Black Sea			2,849	906	3,479
Red Sea			6,104	4,886	39,983
Persian Gulf	156,344	144,926	119,910	135,396	129,369
Africa : Abyssinia	0	0	1,885	294	300
Egypt	26,255	23,295	27,066	27,788	52,009
German East Africa	56,112	69,926	77,004	74,710	62,847
Italian East Africa (Eritrea and Somaliland).	11,869	10,631	12,895	13,536	10,801
Madagascar	2,839	3,085	5,244	2,717	2,672
Portuguese East Africa	69,769	96,212	76,238	81,820	82,374
Réunion	620	1,369	588	1,295	416
America : United States	9,517	53,081	51,472	59,798	48,595
Other Countries	615	2,413	4,034	1,541	14,824
	1,077,857	1,440,728	1,457,354	1,397,641	1,498,937
TOTAL EXPORTS OF FOREIGN MERCHANDISE	2,259,090	2,840,700	4,018,100	3,160,044	3,118,219

No. 7.

VALUE of EXPORTS of INDIAN PRODUCE and MANUFACTURES (exclusive of Government Stores) to PRINCIPAL COUNTRIES from British India.

27

COUNTRIES.		1909-10.	1910-11.	1911-12.	1912-13.	1913-14.
		£	£	£	£	£
UNITED KINGDOM		32,283,119	34,118,179	38,427,886	40,433,623	38,236,780
BRITISH POSSESSIONS:						
Europe:	Gibraltar	8,097	8,383	8,940	9,552	8,509
	Malta and Gozo	35,793	7,350	9,460	6,126	5,733
Asia:	Aden	568,687	579,932	745,961	834,040	815,666
	Bahrein Islands	246,604	247,096	287,401	288,999	337,902
	Ceylon	4,199,183	5,176,179	5,529,826	5,974,001	5,865,696
	China, Hong Kong	6,368,549	7,284,482	5,421,761	6,251,910	5,102,006
	Federated Malay States	26,381	41,201	76,164	121,575	131,428
	Maldives	7,247	8,928	9,843	17,815	8,200
	Straits Settlements	3,980,595	5,074,806	5,734,658	6,006,663	4,367,462
Africa:	Cape Colony	176,093	194,249	216,283	266,197	243,929
	East African Protectorate	148,265	186,345	217,111	266,957	272,231
	Mauritius and Dependencies	692,295	828,217	937,928	896,198	821,696
	Natal	382,173	416,187	427,999	548,160	535,103
	Seychelles	26,684	29,184	28,475	27,081	27,082
	Somaliland	47,101	25,540	44,923	36,949	22,127
	Zanzibar and Pemba	210,923	264,981	291,130	211,165	233,792
America:	Canada	470,431	584,105	678,305	956,822	952,016
	British West Indies	59,943	116,718	138,881	145,684	116,158
	Guiana	34,594	30,837	29,737	38,745	52,913
Australia		1,792,535	2,117,893	1,851,634	1,954,842	2,728,533
New Zealand		355,061	296,071	294,922	370,220	372,552
Fiji Islands		21,499	37,031	67,783	57,112	37,634
Other Countries		1,430	1,684	3,598	8,337	13,824
		19,860,163	23,557,399	23,052,723	25,295,150	23,072,192
FOREIGN COUNTRIES:						
Europe:	Austria-Hungary	4,317,197	4,923,767	5,046,924	4,834,774	6,649,886
	Belgium	6,760,246	7,361,777	8,883,270	8,758,162	8,043,230
	Bulgaria	32,322	42,977	67,896	30,951	25,746
	Denmark	10,416	28,714	20,721	47,236	98,111
	France	7,685,923	10,102,739	9,162,078	10,502,714	11,788,462
	Germany	12,002,479	13,138,394	15,058,119	16,575,548	17,570,514
	Greece	33,768	35,280	38,763	44,026	68,176
	Holland	1,585,972	1,905,041	2,212,893	2,488,251	2,941,792
	Italy	4,067,125	5,308,902	4,186,906	4,600,786	5,223,411
	Norway	17,688	15,833	19,333	55,481	33,377
	Portugal	26,964	24,423	26,878	27,116	38,773
	Roumania	103,829	142,268	133,311	192,639	258,808
	Russia	989,225	1,237,060	1,158,206	1,328,586	1,636,149
	Spain	1,188,035	1,564,111	1,191,316	1,217,326	1,435,420
	Sweden	139,252	275,944	176,205	212,018	281,644
	Turkey in Europe	75,985	120,941	162,526	97,958	70,825
Asia:	Celebes and other Islands	14,159	28,213	44,297	64,460	48,302
	China, Treaty Ports	5,780,878	5,430,028	6,730,538	7,337,000	3,801,207
	French Indo-China	427,239	506,757	491,694	285,688	509,435
	Japan	8,417,180	8,996,568	11,152,767	12,472,889	15,115,884
	Java	978,804	2,388,695	2,845,860	2,159,732	1,285,303
	Macao	0	0	0	236,420	78,295
	Muscat Territory and Trucial Oman	328,817	326,898	295,358	221,849	459,479
	Other States in Arabia	36,749	230,597	300,257	311,284	335,522
	Persia	411,494	336,246	312,840	338,282	438,833
	Philippines	94,357	99,853	211,942	264,888	54,217
	Siam	247,982	348,963	362,201	517,041	621,945
	Sumatra	160,977	161,943	178,670	180,599	125,981
	Turkey, Asiatic:—					
	Levant and Black Sea			734,974	645,379	676,523
	Red Sea	1,290,953	1,290,122	152,008	309,585	559,013
	Persian Gulf			544,945	500,685	549,113
Africa:	Egypt	1,117,017	1,223,196	1,137,334	1,252,288	1,460,299
	German East Africa	177,165	209,089	322,883	286,719	254,710
	Italian East Africa (Eritrea and Somaliland)	52,983	52,750	41,515	95,436	176,214
	Madagascar	16,313	11,414	13,103	22,979	22,352
	Portuguese East Africa	271,713	297,540	306,608	391,481	325,089
	Réunion	378	1,315	154,091	84,272	32,262
America:	United States	9,667,038	9,013,458	10,393,786	12,526,696	14,518,894
	West Indies	296,041	257,989	271,944	368,746	445,417
	Argentine Republic	1,222,878	1,070,151	1,025,257	2,162,508	2,090,302
	Brazil	17,364	47,489	25,988	104,657	102,590
	Colombia	8,127	9,409	9,130	8,026	8,764
	Ecuador	1,523	3,642	14,203	11,142	24,646
	Chile	530,965	574,605	482,308	604,257	709,496
	Peru	44,681	64,332	44,381	81,625	70,036
	Uruguay	70,014	53,938	76,218	95,647	115,115
Oceania:	Sandwich Islands	100,293	99,596	119,125	133,739	175,641
	Other Islands in the Pacific	588	4,912	5,545	2,362	7,109
Other Countries		33,227	37,189	51,894	78,688	144,215
		70,854,323	79,405,068	86,398,504	95,170,516	101,492,027
TOTAL EXPORTS OF INDIAN PRODUCE AND MANUFACTURES		122,997,605	137,080,646	147,879,063	160,899,289	162,800,999

TOTAL IMPORTS OF MERCHANDISE.

ARTICLES.	QUANTITIES.					VALUR.				
	1909-10.	1910-11.	1911-12.	1912-13.	1913-14.	1909-10.	1910-11.	1911-12.	1912-13.	1913-14.
Animals, Living:						£	£	£	£	£
Horses - - - - - No.	7,552	11,444	9,886	6,874	7,867	220,170	363,434	303,434	199,451	237,934
Other kinds - - - - - "	3,619	4,662	5,855	5,300	5,510	10,893	82,605	25,396	30,613	31,813
Total Animals, Living - - - - - }	11,171	16,106	15,741	12,174	13,377	231,063	396,039	328,830	230,064	269,747
Apparel (excluding Hosiery and Boots and Shoes):										
Apparel (including Drapery, Uniforms, and Accoutrements) - - - - -	—	—	—	—	—	330,525	481,274	577,282	494,087	554,725
Gold and Silver Thread - - - - -	—	—	—	—	—	240,998	304,911	297,767	303,265	302,773
Hats, Caps, Bonnets and Hatters' Ware - - - - -	—	—	—	—	—	84,570	88,751	91,809	105,818	141,121
Lametta† - - - - - Lb.	339,648	505,568	567,952	558,816	474,448	40,942	55,048	60,194	60,002	55,271
Second-hand Clothing* - - - - -	—	—	—	—	—	—	—	—	99,204	70,847
Water-proofed Clothing* - - - - -	—	—	—	—	—	—	—	—	11,576	16,155
Total Apparel - - - - -	—	—	—	—	—	717,035	929,984	1,027,052	1,073,962	1,140,992
Arms, Ammunition, and Military Stores:										
Cartridge Cases:										
Filled* - - - - - No.	—	—	—	9,737,218	9,764,898	—	—	—	25,704	29,546
Empty* - - - - - "	—	—	—	4,151,180	3,817,630	—	—	—	6,083	5,779
Explosives:										
Blasting Fuse* - - - - - Cwt.	—	—	—	1,474	3,155	—	—	—	7,971	12,351
Blasting Gelatine* - - - - -	—	—	—	7,829	6,060	—	—	—	54,092	41,636
Dynamite* - - - - - "	13,704	14,503	17,844	3,504	3,624	88,700	88,467	108,277	20,768	21,762
Gelatine Dynamite* - - - - -	—	—	—	1,067	1,581	—	—	—	6,052	9,570
Others - - - - - "	—	—	—	3,654	3,772	—	—	—	22,241	22,712
Fire-arms and parts thereof - - - - -	—	—	—	—	—	60,308	65,241	64,122	66,094	68,687
Gunpowder—										
Common - - - - - Lb.	158,804	184,290	218,984	285,036	86,980	5,892	5,745	7,405	8,802	2,783
Sporting - - - - - "	98,302	92,412	80,571	105,898	101,520	7,385	7,819	6,368	8,365	7,777
Other sorts - - - - - "	—	—	—	—	—	37,602	49,076	48,433	17,217	14,110
Total Arms, Ammunition, and Military Stores - - - - - }	—	—	—	—	—	194,887	216,348	234,605	243,889	236,713
Art. Works of (other than Pictures) - - - - -	—	—	—	—	—	31,247	33,665	50,428	31,737	24,081
Baskets and Basketware* - - - - -	—	—	—	—	—	—	—	—	3,786	3,009
Belting for Machinery:										
Of Leather* - - - - -	—	—	—	—	—	—	—	—	138,085	167,527
Of other Materials* - - - - -	—	—	—	—	—	—	—	—	107,161	114,410
Total Belting for Machinery - - - - -	—	—	—	—	—	—	—	—	245,246	281,937
Books, printed, and printed matter, not being Stationery (including Maps and Charts) - - - - - Cwt.	28,960	33,674	29,919	32,414	31,290	252,268	267,726	303,958	282,425	329,041
Boots and Shoes:										
Of Leather* - - - - - Pairs	1,527,680	1,790,858	2,316,147	1,780,690	1,976,361	248,707	304,715	366,606	392,992	457,723
Of other Materials* - - - - - "	—	—	—	902,401	1,318,677	—	—	—	49,556	70,674
Total Boots and Shoes - - - - -	1,527,680	1,790,858	2,316,147	2,683,091	3,295,038	248,707	304,715	366,606	442,548	528,397
Bristles and Fibre for Brushes and Brooms - - - - - Cwt.	585	624	991	1,328	499	1,551	1,354	1,681	1,988	1,272
Brushes and Brooms* - - - - - Doz.	—	—	—	304,662	313,070	—	—	—	39,322	42,495
Building and Engineering Materials (other than of iron, steel, or wood):										
Asphalt - - - - - Cwt.	54,481	60,389	51,303	74,743	163,795	7,581	10,150	9,753	14,329	31,667
Bricks† - - - - - No.	19,169,004	18,056,974	13,137,897	3,355,948	7,012,697	82,695	95,771	75,451	32,848	91,565
Cement - - - - - Cwt.	2,012,186	2,532,896	2,339,023	3,211,289	2,930,372	255,594	307,099	299,771	457,478	438,991
Chalk and Lime (excluding French Chalk) - - - - -	43,111	36,066	37,093	36,893	59,816	3,250	2,309	2,455	2,882	5,102
Clay - - - - - "	88,379	105,021	68,141	61,862	92,833	9,631	11,630	8,694	7,160	12,260
Pipes of Earthenware - - - - -	26,152	79,498	40,649	16,634	11,025	4,997	14,425	8,006	3,626	2,306
Tiles* - - - - - No.	—	—	—	10,412,078	18,024,067	—	—	—	52,913	73,080
Other sorts - - - - - Cwt.	37,530	42,143	51,661	83,795	91,258	17,787	25,993	26,618	42,681	52,168
Total Building and Engineering Materials - - - - - }	—	—	—	—	—	381,535	467,877	430,748	613,917	707,139
Candles of all kinds - - - - - Lb.	2,690,928	2,871,895	2,456,919	2,521,209	2,264,438	53,232	59,208	49,544	53,600	49,300
Canes and Rattans - - - - - Cwt.	40,763	49,208	48,433	44,645	63,596	26,830	29,078	30,519	28,825	37,588
Carrriages and Carts (excluding Railway Carrriages), and parts thereof:										
Carrriages and Carts* - - - - - No.	—	—	—	11,216	13,618	119,426	183,021	166,334	43,719	77,906
Parts of Carrriages and Carts (excluding Rubber Tyres)* - - - - -	—	—	—	—	—	—	—	—	127,898	91,263
Total Carrriages and Carts - - - - -	—	—	—	—	—	119,426	183,021	166,334	171,617	169,169
Chalk, French* - - - - - Cwt.	—	—	—	7,117	7,574	—	—	—	1,868	1,896

* Separately recorded from April 1912.

† Figures prior to 1912-13 are inclusive of "Files."

† Figures prior to 1912-13 represent "Copper, Lametta."

‡ Inclusive of Rubber Tyres.

NOTE:—The mark — denotes that the quantities are not stated, owing to the variety of articles included under one head or for other reasons while the mark 0 signifies that there was no import or export at all, as the case may be, of the article in question.

Total Imports of Merchandise—continued.

ARTICLES.	QUANTITIES.					VALUE.				
	1909-10.	1910-11.	1911-12.	1912-13.	1913-14.	1909-10.	1910-11.	1911-12.	1912-13.	1913-14.
Chemicals and Chemical Preparations (excluding Chemical Manures and Medicines):						£	£	£	£	£
Acids:										
Nitric* - - - - - Cwt.	—	—	—	5,136	4,868	—	—	—	9,750	8,869
Sulphuric Acid - - - - - " 74,440	74,440	79,772	52,613	28,780	63,938	—	—	—	24,733	36,664
Other sorts* - - - - - " —	—	—	—	8,542	9,629	46,675	49,268	33,179	21,000	23,716
Aluminous Sulphates (including Alum) - - - - - " 70,360	70,360	71,253	54,529	101,088	90,079	21,776	21,703	16,950	31,146	28,155
Ammonia and Salts thereof - - - - - " 6,199	6,199	7,322	8,968	11,633	13,340	12,128	14,326	17,667	25,403	30,890
Arsenic and its Oxides - - - - - " 3,570	3,570	1,773	1,837	1,869	2,940	5,183	2,304	2,747	2,392	3,999
Bleaching Materials - - - - - " 66,294	66,294	71,958	70,380	39,344	75,628	25,710	26,207	26,758	23,620	32,596
Carbide of Calcium - - - - - " 9,665	11,719	12,244	12,244	13,714	19,998	7,393	7,770	9,198	10,131	14,474
Copperas - - - - - " 23,515	24,760	19,943	22,077	14,490	14,490	5,951	6,470	3,102	3,982	2,637
Disinfectants - - - - - " 20,953	21,666	23,282	25,210	25,395	25,395	21,181	23,676	25,355	25,733	26,394
Potassium Compounds:										
Cyanide of Potassium - - - - - " 4,662	4,662	4,361	4,682	5,670	5,279	20,417	18,995	20,338	24,017	22,730
Saltpetre - - - - - " 45	45	60	46	65	548	81	89	76	127	376
Other sorts* - - - - - " —	—	—	—	8,420	8,733	—	—	—	15,254	15,812
Soda Compounds:										
Bicarbonate of Soda (Sodium Bicarbonate) - - - - - " 84,431	84,431	77,144	92,444	96,154	86,413	32,248	27,954	31,358	28,583	28,292
Borax (including Boracic Acid) - - - - - " 6,546	6,546	4,084	5,813	6,688	5,255	5,950	3,920	5,394	6,144	5,550
Caustic Soda (Sodium Hydroxide) - - - - - " 86,348	86,348	91,015	86,609	98,636	98,197	52,655	56,155	51,977	53,534	58,379
Sodium Carbonate (Soda Ash and Soda Crystals)† - - - - - " —	—	260,613	365,566	277,124	423,140	—	76,355	105,214	74,574	106,172
Other sorts - - - - - " 245,494	43,578	51,520	66,262	49,957	49,957	73,273	14,937	16,752	20,987	22,222
Sulphur - - - - - " 73,531	101,626	104,301	114,984	—	—	24,999	32,002	33,875	35,810	39,894
Other sorts of Chemicals - - - - - " —	—	—	—	—	—	175,125	189,917	215,436	183,989	171,186
Total Chemicals - - - - -	—	—	—	—	—	530,745	572,068	615,234	621,728	676,506
Chinese and Japanese Ware (including Lacquered Ware, but excluding Earthenware and Porcelain) - - - - -	—	—	—	—	—	11,562	11,557	13,554	7,699	8,535
Clocks and Watches and parts thereof:†										
Clocks and Time-pieces* No. } 547,704	647,160	799,389	285,251	312,955	123,652	134,334	155,798	61,225	60,722	
Watches* - - - - - " } —	—	—	500,363	533,318	—	—	—	99,465	102,337	
Parts of Clocks and Watches* - - - - - " —	—	—	—	—	—	—	—	5,008	—	5,392
Total Clocks and Watches - - - - -	—	—	—	—	—	123,652	134,334	155,798	160,298	177,501
Coal, Coke, and Patent Fuel:										
Coal - - - - - Tons 406,378	322,647	285,748	643,202	531,814	447,870	360,601	319,664	752,274	655,629	
Coke - - - - - " 13,650	7,388	7,094	5,206	16,766	23,889	14,474	13,761	14,158	39,256	
Patent Fuel - - - - - " 8,507	4,146	5,070	5,286	10,610	12,905	6,340	8,516	11,618	16,035	
Total Coal - - - - -	428,535	334,181	297,912	653,694	559,190	484,664	381,415	341,961	778,045	710,920
Coffee, other than roasted or ground - Cwt. 6,429	4,694	4,762	3,834	5,715	14,635	11,220	13,545	10,594	17,662	
Coir:										
Unmanufactured - Cwt. 389	1,190	447	1,365	3,407	101	414	191	699	1,430	
Manufactured (excluding Rope) - - - - - " 5,971	4,381	3,137	2,856	5,675	3,819	3,276	2,298	2,064	5,247	
Coral - - - - - Lb. 57,187	57,120	46,507	53,924	53,790	8,505	5,888	4,210	5,030	3,305	
Cordage and Rope of vegetable fibre (excluding Jute and Cotton) - Cwt. 23,132	21,387	21,648	23,290	27,455	57,907	56,841	57,644	70,894	80,292	
Cork Manufactures - - - - - " 1,149	1,525	1,784	1,937	2,780	9,011	9,558	10,014	12,116	14,310	
Cutlery - - - - - " —	—	—	—	—	98,493	141,543	145,661	140,659	188,882	
Cycles (other than Motor Cycles) and parts thereof, and Accessories:										
Cycles, imported entire or in sections* - - - - - No. —	—	—	29,150	34,577	173,605	182,955	220,654	107,582	127,437	
Parts of Cycles and Accessories (excluding Rubber Tyres)* - - - - - " —	—	—	—	—	—	—	—	128,817	104,019	
Total Cycles - - - - -	—	—	—	—	—	173,605	182,955	220,654	236,399	231,456
Drugs and Medicines (excluding Chemicals and Narcotics):										
Aloes - - - - - Cwt. 1,693	2,041	2,184	1,404	1,632	2,426	3,188	3,578	2,123	2,446	
Asafoetida - - - - - " 5,572	8,520	6,024	5,080	5,817	20,744	26,617	19,090	22,198	24,953	
Camphor - - - - - Lb. 1,457,918	1,251,313	1,505,636	1,506,179	1,363,237	100,825	92,717	113,900	117,830	96,405	
Cassia Lignea - - - - - Cwt. 30,016	36,372	31,892	32,217	46,470	59,445	71,344	60,286	55,369	71,719	
Cocaine - - - - - Oz. 1,074	1,381	1,422	1,709	1,456	604	776	869	973	724	
Galangal‡ - - - - - Cwt. 5,874	4,787	5,039	—	—	1,908	1,632	1,851	—	—	
Proprietary and Patent Medicines - - - - - " —	—	—	—	—	—	153,946	168,761	172,747	153,304	176,021

* Separately recorded from April 1912. † Separately recorded from April 1910.
 ‡ Figures prior to 1912-13 relate to "Clocks and Watches." § Included with "Drugs and Medicines, other sorts" from April 1912.
 ¶ Inclusive of Rubber Tyres.

Total Imports of Merchandise—continued.

ARTICLES.	QUANTITIES.					VALUE.				
	1909-10.	1910-11.	1911-12.	1912-13.	1913-14.	1909-10.	1910-11.	1911-12.	1912-13.	1913-14.
Drugs and Medicines (excluding Chemicals and Narcotics)—continued.						£	£	£	£	£
Quinine and Alkaloids thereof (including Cinchona and Peruvian Bark) - Lb.	120,112	128,149	125,879	104,765	117,088	62,475	72,984	77,445	71,509	102,441
Sarsaparilla and Preparations thereof*	—	—	—	—	—	—	—	—	2,602	2,556
Storax, including Liquid Storax (Rose Melloes) - Lb.	207,288	146,182	49,078	131,778	78,430	4,184	3,168	1,074	2,391	1,487
Other sorts of Drugs and Medicines -	—	—	—	—	—	190,624	208,658	238,366	275,590	301,738
Total Drugs and Medicines	—	—	—	—	—	597,181	650,345	689,186	703,889	780,490
Dyeing and Tanning Substances:										
Cochineal - Cwt.	2,304	2,138	1,393	2,047	1,665	12,456	11,901	8,428	18,876	16,086
Cutch and Gambier - "	37,513	36,972	36,925	44,044	43,296	47,281	47,810	49,983	62,468	55,092
Dyes obtained from Coal Tar:										
Alizarine Dyes - Lb.	6,775,961	5,868,328	6,057,875	8,163,044	6,469,739	234,068	211,885	206,595	237,670	168,093
Aniline Dyes - "	6,999,996	9,204,012	7,976,024	10,082,098	9,703,122	347,229	472,833	407,265	522,176	511,822
Others*	—	—	—	63,588	73,034	—	—	—	5,558	6,816
Indigo, Synthetic - Cwt.	1,838	4,492	3,889	6,068	6,051	17,109	48,184	38,853	59,892	62,000
Madder or Manjiti - "	707	128	836	—	—	816	124	366	—	—
Myrobalans† - "	1,473	13	310	—	—	295	6	84	—	—
Saffron - Lb.	45,086	52,235	72,639	57,100	59,314	42,589	51,444	61,820	59,781	63,275
Turmeric† - Cwt.	207	2,924	24,206	—	—	188	2,063	15,683	—	—
Other sorts (including Lac Dye) - "	17,029	15,493	25,369	23,977	26,945	37,410	49,904	52,095	47,767	39,449
Total Dyeing and Tanning Substances	—	—	—	—	—	739,441	896,154	841,172	1,014,188	942,633
Earthenware and Porcelain (excluding Pipes of Earthenware)	—	—	—	—	—	290,492	309,448	354,260	362,073	423,279
Electroplated Ware*	—	—	—	—	—	—	—	—	37,797	48,412
Feathers - Lb.	1,896	1,633	1,644	2,261	1,168	122	82	122	137	83
Fireworks	—	—	—	—	—	31,228	58,872	51,454	60,904	49,515
Fish (excluding Canned Fish):										
Fish, dry, unsalted - Cwt.	52,067	30,322	44,244	42,416	40,729	31,423	27,826	32,766	32,493	33,104
" " salted - "	115,133	91,241	96,623	111,754	116,636	151,748	98,168	114,176	123,959	145,899
Fishmaws and Sharkfins - "	11,660	10,956	13,446	10,951	6,914	32,432	38,449	38,127	31,869	19,293
Fish, wet, salted (ngapi) - "	75,419	52,961	36,543	37,730	29,169	28,067	19,756	13,213	12,969	10,003
Other sorts* - "	—	—	—	118	18	—	—	—	100	78
Total Fish	254,279	185,480	190,856	202,964	193,466	243,675	179,199	198,282	201,390	203,377
Fodder, Bran, and Pollards (excluding Oilcake) - Cwt.	60,067	72,614	86,617	82,065	78,254	14,998	14,939	15,505	13,929	16,241
Fruits and Vegetables:										
Fresh Fruits and Vegetables:										
Fresh Fruits:										
Cocoanuts - No.	10,879,947	9,934,578	8,201,051	9,563,210	9,280,771	34,936	32,411	28,304	34,084	32,413
Others - "	—	—	—	—	—	24,292	29,029	29,903	29,569	24,401
Fresh Vegetables of all kinds - "	—	—	—	—	—	22,295	35,766	34,345	54,637	75,019
Fruits and Vegetables, dried, salted, or preserved, not being canned or bottled:										
Almonds - Cwt.	64,047	66,321	74,318	83,547	57,103	132,762	150,489	159,451	187,160	162,953
Currants and Raisins* - "	—	—	—	23,681	16,841	—	—	—	19,415	14,638
Dates - "	910,998	910,023	963,175	876,066	918,437	365,318	407,225	401,723	358,752	401,411
Other sorts - "	62,734	68,062	77,960	80,895	48,846	71,548	72,156	75,980	45,520	42,753
Total Fruits and Vegetables	—	—	—	—	—	651,149	727,076	729,706	729,197	753,583
Furniture and Cabinet-ware:										
Bedsteads*	—	—	—	—	—	—	—	—	24,313	25,365
Furniture of wood (other than Bedsteads)*	—	—	—	—	—	—	—	—	30,311	35,886
Furniture of other Materials (other than Bedsteads)*	—	—	—	—	—	116,992	135,909	155,578	58,252	63,485
Mouldings*	—	—	—	—	—	—	—	—	36,124	36,305
Total Furniture and Cabinet-ware	—	—	—	—	—	116,992	135,909	155,578	149,000	160,041
Glass and Glassware:										
Bangles -	—	—	—	—	—	317,563	371,675	413,179	412,941	536,321
Beads and false Pearls - Cwt.	20,057	25,767	28,940	37,136	32,233	112,545	187,137	157,945	201,667	162,925
Bottles and Phials:										
Sodawater bottles* - Gross	—	—	—	30,230	34,888	—	—	—	37,084	43,196
Others* - "	76,977	68,790	83,481	211,343	322,412	51,021	56,362	55,358	72,747	102,981
Funnels, Globes, and Glass parts of Lamps -	—	—	—	—	—	58,101	81,804	63,454	108,790	119,543
Sheet and Plate - Sup. ft.	13,133,354	15,908,803	15,226,979	18,705,688	17,958,235	88,488	107,562	103,019	137,108	149,022
Tableware (including Decanters, Tumblers, &c.)* -	—	—	—	—	—	—	—	—	42,516	53,062
Other Glassware -	—	—	—	—	—	229,142	241,149	236,179	156,178	129,803
Total Glass and Glassware	—	—	—	—	—	856,800	1,045,489	1,029,134	1,168,931	1,296,853

* Separately recorded from April 1912.

† Included with "Dyeing and Tanning Substances, other sorts" from April 1912.

Total Imports of Merchandise—continued.

ARTICLES.	QUANTITIES.					VALUE.				
	1909-10.	1910-11.	1911-12.	1912-13.	1913-14.	1909-10.	1910-11.	1911-12.	1912-13.	1913-14.
Grain, Pulse, and Flour:										
Barley - Cwt.	56	263	15,521	14,390	4,208	£ 26	£ 70	£ 4,548	£ 4,617	£ 1,168
Gram - " "	1,141	565	1,194	528	1,578	489	290	355	168	645
Jawar and Bajra - " "	4,973	395	4,465	4,147	358	1,302	79	1,347	1,319	113
Oats - " "	68,852	15,363	5,720	3,115	25,468	23,533	5,220	1,697	1,556	9,080
Pulse - " "	84,792	21,134	42,605	45,939	24,456	27,692	7,352	17,823	20,758	9,536
Rice in the husk - " "	9,027	481	4,356	734	1,937	2,313	101	1,134	220	407
" not in the husk - " "	263,398	124,848	2,694	6,011	225,838	111,279	52,307	1,369	3,313	118,824
Flour - " "	1,151	0	0	4	2	671	0	0	3	1
Wheat - " "	7,772	993	35,365	50,773	146	3,638	323	16,559	35,207	59
Flour in bags - " "	47,418	58,027	78,163	58,540	85,792	26,880	30,329	39,307	30,002	45,507
Other sorts - " "	6,905	1,269	630	472	669	1,980	438	337	144	210
Total Grain and Pulse	495,485	223,336	190,693	184,652	370,452	199,753	97,449	84,976	87,195	180,500
Gums and Resins:										
Arabic - Cwt.	11,910	9,186	5,605	10,142	8,025	14,320	11,182	8,412	16,342	10,118
Benjamin - " "	14,228	12,037	16,430	14,984	14,180	27,631	23,310	44,208	40,840	34,745
Olibanum or Frankincense - " "	34,275	42,862	43,562	46,943	38,287	23,203	36,725	40,416	43,678	32,643
Rosin - " "	62,680	40,721	66,766	61,017	44,788	36,158	27,562	62,540	60,293	33,150
Other sorts - " "	32,461	34,347	21,308	31,285	34,258	27,080	33,587	24,043	34,346	38,050
Total Gums and Resins	155,554	169,153	158,671	164,371	139,538	133,392	137,366	179,709	195,499	149,306
Hair and Manufactures of Hair:										
Hair of all kinds* - Cwt.	—	—	—	662	1,802	—	—	—	4,484	11,046
Manufactures of Hair (other than toilet requisites)* - " "	—	—	—	—	—	—	—	—	5,194	5,733
Hardware (excluding Cutlery and Electroplated Ware):										
Agricultural Implements - " "	—	—	—	—	—	61,123	68,423	73,880	93,375	107,401
Buckets of tinned or galvanized iron* - " "	—	—	—	—	—	—	—	—	57,877	67,035
Builders' Hardware, such as locks, hinges, door bolts, &c.* - " "	—	—	—	—	—	—	—	—	147,270	164,176
Domestic Hardware, other than enamelled Ironware* - " "	—	—	—	—	—	—	—	—	123,804	124,654
Enamelled Ironware - " "	—	—	—	—	—	85,730	123,850	168,447	194,337	184,451
Implements and Tools, other than Agricultural Implements and Machine Tools - " "	—	—	—	—	—	132,344	158,569	155,162	231,289	271,631
Lamps, metal* - No.	—	—	—	2,863,106	4,662,438	—	—	—	203,689	273,502
" glass* - " "	—	—	—	521,591	773,197	—	—	—	13,392	11,008
Parts of Lamps, other than glass* - " "	—	—	—	—	—	—	—	—	80,569	76,220
Lampware† - " "	—	—	—	—	—	135,144	226,854	268,280	—	—
Safes and strong Boxes of metal* - No.	—	—	—	5,319	7,591	—	—	—	23,548	27,177
Other sorts - " "	—	—	—	—	—	1,178,689	1,340,642	1,418,009	1,108,067	1,324,744
Total Hardware						1,643,030	1,930,337	2,083,778	2,278,817	2,632,069
Hides and Skins, Raw:										
Hides - { = Cwt. 3,568 } 10,858	3,568	10,432	6,581	5,331	4,021	23,235	19,567	18,585	10,985	
" - { = No. 43,921 } 28,885	43,921	113,723	30,572	67,875	55,586	64,885	69,878	73,840	90,131	
Skins - { = Cwt. 24,350 } 75,040	24,350	20,149	20,811	23,974	28,885	—	—	—	—	
" - { = No. 1,222,231 } 85,898	1,222,231	992,149	1,093,340	1,230,630	1,578,615	93,120	89,445	92,434	101,066	
Total Hides and Skins, Raw	27,918	30,581	27,392	29,305	32,906	85,898	93,120	89,445	92,434	101,066
Hops - Cwt.	2,317	1,981	2,547	2,359	1,090	10,986	13,486	24,572	19,231	9,529
Horns, tips and pieces of Horn, and Hornmeal - " "	295	206	125	74	153	8,590	7,248	4,064	1,748	5,085
Instruments, Apparatus, and Appliances, and parts thereof:										
Electrical, other than telegraphic and telephone, not being Machinery:										
Electric Fans and parts thereof* - " "	—	—	—	—	—	—	—	—	57,057	82,219
Electric Lamps and parts thereof* - " "	—	—	—	—	—	290,463	343,382	440,128	48,994	60,709
Electric Wires and Cables* - " "	—	—	—	—	—	—	—	—	150,680	158,331
Other sorts* - " "	—	—	—	—	—	—	—	—	295,023	415,213
Musical:										
Organs and Harmoniums, complete* - No.	—	—	—	378	568	—	—	—	4,034	4,006
Pianos and Piano Players, complete* - No.	—	—	—	842	818	154,495	165,020	145,062	29,245	30,101
Talking Machines and Accessories* - " "	—	—	—	—	—	—	—	—	48,109	71,412
Other sorts (including parts of Musical Instruments)* - " "	—	—	—	—	—	—	—	—	58,223	47,340

* Separately recorded from April 1912.

† From April 1912 see the three preceding sub-heads.

Total Imports of Merchandise—continued.

ARTICLES.	QUANTITIES.					VALUE.				
	1909-10.	1910-11.	1911-12.	1912-13.	1913-14.	1909-10.	1910-11.	1911-12.	1912-13.	1913-14.
Instruments, Apparatus, and Appliances, and parts thereof—continued.						£	£	£	£	£
Optical	—	—	—	—	—	25,902	33,745	30,858	38,371	46,912
Photographic	—	—	—	—	—	54,661	60,363	69,385	67,109	81,089
Scientific and Philosophical*	—	—	—	—	—	94,053	106,623	113,616	91,806	91,662
Surgical	—	—	—	—	—	60,065	68,698	67,745	72,310	81,105
Other kinds†	—	—	—	—	—	—	—	—	27,616	43,915
Total Instruments, Apparatus, and Appliances, and parts thereof	—	—	—	—	—	679,639	778,431	866,794	988,584	1,214,014
Ivory:										
Unmanufactured - Lb.	366,861	343,861	248,407	242,434	232,861	187,131	183,495	132,959	131,337	129,432
Manufactured	—	—	—	—	—	19,427	14,248	15,187	17,336	23,605
Jewellery (excluding imitation Jewellery and Precious Stones and Pearls, unset) also Plate of Gold and Silver:										
Jewellery	—	—	—	—	—	108,753	104,080	212,905	84,478	86,783
Plate of Gold and Silver	—	—	—	—	—	35,181	40,624	34,822	42,299	43,999
Total Jewellery, also Plate of Gold and Silver	—	—	—	—	—	143,934	144,704	247,727	126,777	130,782
Lac:										
Stick and Seed - Cwt.	865	2,670	1,678	10,908	13,318	2,271	5,556	3,348	16,889	26,112
Shell and Button - "	34	23	57	12	11	136	111	205	51	69
Other kinds (excluding Lac-dye) - "	0	0	0	173	128	0	0	0	211	277
Total Lac	899	2,693	1,735	11,088	13,457	2,407	5,667	3,553	17,151	26,458
Leather:										
Hides, tanned or dressed - Cwt. = No.	1,699	2,093	3,023	3,233	2,218	14,933	21,038	26,020	31,476	24,078
Skins, tanned or dressed - Cwt. = No.	23,094	30,016	39,213	51,096	29,578					
Unwrought Manufactures (excluding Boots and Shoes and Belting for Machinery):	1,751	1,846	2,513	3,033	2,558	54,568	52,711	63,052	61,397	78,412
Bags and Trunks	284,586	296,004	360,486	316,411	428,200					
Saddlery and Harness	2,927	2,956	2,845	3,181	3,302	37,460	33,778	36,501	52,919	38,489
Other sorts	—	—	—	—	—	—	—	—	23,954	19,569
Total Leather	—	—	—	—	—	39,455	39,165	43,491	35,393	33,358
Liquors, including Methylated and Perfumed Spirits:										
Ale, Beer, and Porter - Gals.	4,181,934	4,242,771	4,239,585	4,733,774	4,625,880	361,901	367,129	361,141	451,416	439,365
Cider and other fermented Liquors - "	11,780	11,568	11,283	11,995	26,399	2,997	2,664	2,575	2,749	5,282
Spirit:										
Brandy	374,209	358,814	336,485	384,884	400,692	199,618	188,648	181,833	204,696	212,796
Gin	80,811	72,185	73,792	81,000	86,595	23,395	21,498	22,910	25,322	26,267
Liqueurs	13,335	13,139	14,821	14,518	16,330	12,299	15,083	18,377	18,074	19,782
Rum	69,479	39,306	50,782	65,462	74,279	7,839	5,466	6,590	8,841	9,922
Whisky	644,948	638,341	655,673	648,429	709,028	277,699	275,284	286,910	285,988	311,712
Spirit present in Drugs, Medicines, or Chemicals	104,666	97,461	102,607	116,377	128,863	128,301	115,509	120,418	134,159	146,094
Spirit, perfumed	16,907	19,360	20,170	21,065	21,918	44,501	52,444	56,653	57,846	74,266
" methylated	242,471	205,555	207,427	235,964	276,614	17,820	15,323	15,399	15,931	19,431
Other sorts	147,299	92,981	96,076	67,201	81,185	23,843	26,164	28,513	28,032	32,450
Total Spirit	1,604,125	1,537,142	1,557,833	1,634,900	1,795,504	735,315	715,419	737,603	778,989	852,670
Wines:										
Champagne and other sparkling Wines†	28,739	29,860	33,401	29,860	32,143	50,529	52,340	62,566	56,414	61,820
Claret‡	50,577	41,752	36,377	—	—	11,474	10,421	9,838	—	—
Port	94,368	91,809	92,546	93,858	96,197	48,613	50,472	49,005	51,088	51,713
Still Red Wines other than Port	—	—	—	61,617	58,001	—	—	—	20,215	19,083
Sherry, Madeira, and Marsala	21,948	19,413	21,743	28,633	28,654	10,998	9,726	11,515	16,390	16,943
Still White Wines, other than Sherry, Madeira, and Marsala	—	—	—	13,434	12,132	—	—	—	5,772	5,587
Other sorts (including Vermouth and Ginger Wine)	142,868	149,180	151,649	114,225	111,061	54,717	57,273	59,803	39,273	39,041
Total Wines	338,500	331,514	335,716	341,627	338,188	176,321	180,232	191,727	189,152	194,096
Total Liquors	6,226,339	6,122,995	6,144,417	6,722,296	6,785,971	1,278,584	1,265,444	1,293,046	1,422,206	1,491,433
Machinery and Millwork: Prime-movers (other than Electrical):										
Locomotives (excluding those for Railways)	—	—	—	—	—	34,823	41,918	34,253	71,726	122,126
Others	—	—	—	—	—	511,409	504,811	438,312	327,153	553,593

* Figures prior to 1912-13 are inclusive of other kinds.
† Figures prior to 1912-13 relate to Champagne only.

‡ Separately recorded from April 1912.
§ Included with "Other sorts" from April 1912.

|| Figures prior to 1912-13 relate to Sherry only.

Total Imports of Merchandise—continued.

ARTICLES.	QUANTITIES.					VALUE.				
	1909-10.	1910-11.	1911-12.	1912-13.	1913-14.	1909-10.	1910-11.	1911-12.	1912-13.	1913-14.
Machinery and Millwork—cont.										
Electrical Machinery of all kinds, not including Instruments, Apparatus, Appliances, and parts thereof:						£	£	£	£	£
Generators*	—	—	—	—	—	} 212,833	263,912	266,673	38,071	20,882
Motors*	—	—	—	—	—				99,296	92,557
Other kinds*	—	—	—	—	—				108,471	231,857
Machinery, not being Prime-movers or Electrical Machinery:										
Aerated Water-making Machinery*	—	—	—	—	—	—	—	—	3,294	5,273
Agricultural Machinery	—	—	—	—	—	4,747	5,441	6,245	19,073	17,689
Boilers*	—	—	—	—	—	—	—	—	188,376	236,947
Metal-working Machinery (including machine Tools)*	—	—	—	—	—	—	—	—	10,169	9,731
Mining Machinery:										
Coal*	—	—	—	—	—	} 49,108	92,191	83,791	15,705	9,155
Other sorts*	—	—	—	—	—				47,170	86,545
Oil-crushing and refining Machinery*	—	—	—	—	—	—	—	—	36,726	21,458
Paper Mill Machinery*	—	—	—	—	—	—	—	—	17,525	23,265
Refrigerating Machinery*	—	—	—	—	—	—	—	—	34,105	22,475
Rice and Flour Mill Machinery*	—	—	—	—	—	—	—	—	102,682	100,612
Saw Mill and Wood-working Machinery*	—	—	—	—	—	—	—	—	17,039	17,734
Sewing and Knitting Machines and parts thereof:										
Sewing and Knitting Machines No.	29,291	41,065	39,797	57,531	61,183	102,778	159,394	140,650	227,007	238,905
Parts of Sewing and Knitting Machines and Accessories*	—	—	—	—	—	—	—	—	17,905	32,532
Sugar Machinery*	—	—	—	—	—	—	—	—	13,504	31,155
Tea Machinery*	—	—	—	—	—	—	—	—	118,670	142,298
Textile Machinery:										
Cotton*	—	—	—	—	—	} 1,434,469	1,093,049	905,420	737,125	1,101,695
Jute*	—	—	—	—	—				576,123	971,349
Other sorts*	—	—	—	—	—				29,093	23,588
Typewriters:										
Typewriters No.	3,895	3,458	4,152	5,677	6,267	43,833	46,134	52,750	65,020	60,083
Parts and Accessories*	—	—	—	—	—	—	—	—	7,721	8,550
Other sorts of Machinery (excluding Printing Machinery)	—	—	—	—	—	1,127,752	1,152,319	1,108,482	665,341	887,412
Total Machinery and Millwork	—	—	—	—	—	3,521,642	3,859,169	3,040,585	3,611,203	5,172,206
Manures:										
Artificial and Mineral Manures Tons	863	1,339	3,774	5,400	8,234	5,646	12,031	27,981	42,592	68,476
Bones "	165	388	337	51	239	665	1,482	1,303	207	1,133
Fish Manures and Guano "	3	3	13	92	73	58	21	58	634	548
Other kinds (excluding Oilcake) "	312	701	1,276	284	659	1,861	4,235	2,315	1,722	4,311
Total Manures	1,343	2,431	5,400	5,827	9,205	8,230	17,769	31,657	45,205	69,468
Matches:										
Safety* - Gross of Boxes	—	—	—	9,743,574	10,239,535	} 543,684	559,411	583,884	392,521	412,396
Other sorts* "	—	—	—	5,381,377	3,654,783				263,193	165,265
Total Matches†	—	—	—	15,124,951	13,894,318	543,684	559,411	583,884	655,714	597,651
Mats and Matting, except Coir and Rubber - Sq. yds.	2,178,737	2,263,690	2,015,440	2,036,825	2,159,354	23,120	26,739	28,453	28,188	33,322
Metals and Ores:										
Aluminium* - Cwt.	—	—	—	35,309	26,347	—	—	—	170,097	142,528
Brass, Bronze, and similar Amalgams:										
Unwrought "	16	58	7	671	971	52	195	25	4,533	5,649
Wrought "	16,783	18,536	18,200	18,515	27,548	62,172	69,904	65,892	71,706	108,550
Total Brass	16,799	18,594	18,207	19,186	28,519	62,224	70,099	65,917	76,239	114,199
Copper:										
Ore Tons	0	0	0	0	0	1	0	0	0	0
Old, for re-manufacture Cwt.	1,011	1,162	1,762	2,445	2,426	3,030	3,251	4,817	6,905	6,945
Unwrought:										
Tiles, Ingots, Cakes, Bricks, and Slabs "	63,939	95,575	43,572	22,919	76,724	212,706	309,743	139,178	90,115	290,109
Other sorts "	34	93	205	231	404	107	290	688	871	1,677
Wrought:										
Braziers and Sheets "	130,404	222,736	156,204	67,160	215,368	466,384	819,024	559,616	271,231	872,216
Mixed or Yellow Metal, for sheathing "	234,413	330,765	311,912	323,629	407,405	915,848	1,173,361	942,817	1,079,154	1,371,550
Wire (excluding Wire of Telegraph and Telephone)* "	—	—	—	4,893	7,440	—	—	—	23,596	33,817
Other Manufactures "	23,319	23,069	35,780	23,515	37,103	93,236	112,361	145,785	108,715	160,188
Total Copper (excluding Ore)	508,120	723,400	549,435	444,992	746,870	1,721,361	2,413,030	1,792,881	1,580,587	2,745,411
German Silver "	22,310	23,055	22,836	16,403	25,824	120,519	123,958	110,168	86,628	147,715

* Separately recorded from April 1912.

† Quantity stated from April 1912.

Total Imports of Merchandise—continued.

ARTICLES.	QUANTITIES.					VALUE.				
	1909-10.	1910-11.	1911-12.	1912-13.	1913-14.	1909-10.	1910-11.	1911-12.	1912-13.	1913-14.
Metals and Ores—continued.						£	£	£	£	£
Iron:										
Ore - - - - - Tons	0	0	0	157	0	0	0	0	399	0
Pig - - - - - "	17,032	11,502	12,073	11,545	12,254	65,409	43,789	46,294	47,349	56,440
Manufactures:										
Angle, Bolt, and Rod - - - - - "	2,130	2,371	1,408	1,501	1,035	15,584	17,330	12,596	12,537	11,137
Bars and Channel - - - - - "	26,593	30,359	25,488	22,735	26,742	192,411	223,746	197,512	194,019	232,310
Rice Bowls - - - - - "	5,401	5,716	6,081	6,614	6,661	69,268	69,500	74,049	81,239	93,442
Total Iron (excluding Ore) - - - - - }	51,156	49,948	45,050	42,395	46,692	342,672	354,965	390,451	395,244	393,329
Iron or Steel:										
Anchors and Cables - - - - - "	1,106	1,150	1,463	895	1,232	18,994	19,661	21,969	16,948	24,797
Beams, Pillars, Girders, and Bridge-work - - - - - "	62,046	69,628	63,825	70,335	89,642	454,114	517,113	455,879	536,035	770,365
Bolts and Nuts - - - - - "	3,497	3,767	3,428	5,503	7,368	67,555	71,104	69,569	114,833	151,307
Hoops and Strips - - - - - "	22,227	27,940	22,680	26,129	30,790	196,658	244,267	195,999	239,999	287,872
Nails, Rivets, and Washers* - - - - - "	15,974	18,761	18,171	23,134	25,076	225,836	266,048	257,197	298,969	334,480
Old, for re-manufacture - - - - - "	4,133	1,233	5,859	7,723	2,736	11,499	3,477	15,847	20,938	8,679
Pipes and Tubest - - - - - "	37,519	—	—	—	—	494,640	—	—	—	—
Pipes and Fittings, Cast† - - - - - "	—	24,018	23,634	37,362	56,243	—	230,817	203,907	380,768	604,033
Rails, Chairs, and Fish-plates (excluding those for Railways)§ - - - - - "	—	—	—	10,052	17,730	—	—	—	71,576	133,139
Screws§ - - - - - "	—	—	—	1,783	2,111	—	—	—	64,020	77,977
Sheets and Plates:										
Galvanised - - - - - "	124,377	127,365	161,739	186,272	277,595	1,615,228	1,621,959	1,989,730	2,419,135	3,584,957
Tinned - - - - - "	18,256	19,443	21,068	43,093	52,836	259,461	299,456	346,908	702,707	835,070
Not Galvanised or Tinned - - - - - "	86,471	87,366	103,353	82,441	100,606	818,889	881,424	1,049,070	704,456	822,539
Tubes and Fittings, Wrought† - - - - - "	—	9,911	9,750	13,500	18,402	—	134,165	127,858	223,896	309,953
Wire - - - - - "	3,201	4,630	5,836	9,885	9,819	88,122	56,559	63,598	150,507	160,269
Other Manufactures of Iron or Steel - - - - - "	44,524	46,279	41,259	16,034	26,235	559,068	588,409	550,271	275,201	395,975
Total Iron or Steel - - - - - "	423,336	441,491	482,215	534,161	718,471	4,700,064	4,924,459	5,352,797	6,220,098	8,501,472
Steel:										
Angle and Spring - - - - - "	21,532	27,161	32,159	29,990	44,192	140,110	178,623	209,927	215,638	312,063
Bars and Channel - - - - - "	102,267	121,653	121,857	119,586	204,613	657,998	787,365	779,408	841,215	1,377,044
Cast - - - - - "	3,992	2,498	2,766	3,058	4,171	53,089	40,078	44,180	57,255	86,836
Ingots, Blooms, Billets, and Slabs§ - - - - - "	—	—	—	121	109	—	—	—	1,253	1,184
Total Steel - - - - - "	127,791	151,312	156,782	152,755	253,085	851,197	1,006,066	1,033,515	1,115,411	1,777,127
Lead:										
Unwrought:										
Ore - - - - - "	270	271	204	169	177	6,187	5,788	4,002	3,690	4,005
Pig - - - - - Cwt.	43,188	50,128	45,008	47,771	48,042	30,410	33,117	33,387	44,829	47,904
Other sorts - - - - - "	418	335	722	2,071	1,273	359	292	510	1,743	1,180
Wrought:										
Sheets, Pipes, and Tubes - - - - - "	17,230	17,057	18,537	18,711	22,579	13,973	14,969	16,810	20,433	24,340
Sheets for Tea Chests - - - - - "	58,927	53,384	42,120	36,988	40,199	56,046	53,812	47,813	46,829	57,067
Other sorts - - - - - "	10,783	10,170	7,543	8,802	12,311	15,955	11,358	10,131	12,385	17,634
Total Lead (excluding Ore) - - - - - }	130,546	131,074	113,930	114,343	124,404	116,743	113,548	108,660	126,219	148,625
Quicksilver - - - - - Lb.	213,027	352,856	233,515	379,173	205,729	23,719	39,609	28,707	41,500	20,571
Solder§ - - - - - Cwt.	—	—	—	5,594	5,965	—	—	—	30,832	31,187
Tin:										
Unwrought (Blocks, Ingots, Bars, and Slabs) - - - - - "	38,375	36,355	36,321	31,536	41,406	292,355	295,455	349,291	335,733	423,282
Wrought (including Plates or Sheets, not being tinned Iron) - - - - - "	246	581	486	4,044	1,289	2,110	4,907	4,766	9,073	12,094
Total Tin - - - - - "	38,621	36,936	36,807	35,580	42,695	294,465	300,362	354,057	344,811	435,376
Zinc or Spelter:										
Unwrought - - - - - "	65,359	68,695	65,644	73,400	95,325	81,111	84,446	84,790	98,832	128,593
Wrought or manufactured - - - - - "	23,325	27,259	30,011	37,255	37,349	34,115	42,037	50,713	64,932	59,554
Other sorts - - - - - "	849	1,123	1,135	1,300	2,118	908	1,374	1,305	1,531	2,632
Total Zinc or Spelter - - - - - }	89,533	97,082	96,790	111,955	134,792	116,134	127,857	136,808	165,295	190,779
Metals, unenumerated - - - - - Tons	37,224	27,302	40,060	10,282	11,523	114,744	108,669	161,732	35,264	34,410
Ores, unenumerated§ - - - - - Tons	—	—	—	247	2,478	—	—	—	3,004	29,293
Total Metals (excluding Ores) - - - - - }	644,286	696,030	728,056	769,187	1,075,078	8,463,842	9,597,022	9,473,193	10,328,225	14,682,729
Total Ores - - - - - "	270	271	204	573	2,655	6,188	5,788	4,082	7,093	33,298
Total Metals and Ores - - - - - }	644,556	696,301	728,260	769,760	1,078,333	8,470,030	9,602,810	9,477,255	10,335,318	14,716,027

* Figures prior to April 1912 are inclusive of "Screws." † After 1909-10, see "Pipes and Fittings, Cast," and "Tubes and Fittings, Wrought."
‡ Included in "Pipes and Tubes" prior to 1910-11.
§ Separately recorded from April 1912.

Total Imports of Merchandise—continued.

ARTICLES.	QUANTITIES.					VALUE.				
	1909-10.	1910-11.	1911-12.	1912-13.	1913-14.	1909-10.	1910-11.	1911-12.	1912-13.	1913-14.
Motor Cars and Motor Cycles, and parts thereof:										
Motor Cars† - - - - No.	—	—	—	—	2,886	£	£	£	£	£
Motor Cycles† - - - - " "	—	—	—	—	1,046	—	—	—	—	756,906
Motor Wagons† - - - - " "	—	—	—	—	76	—	—	—	—	71,199
Motor Cars and Motor Cycles* - - - - " "	—	—	—	3,069	—	—	—	—	—	38,049
Parts of Motor Cars and Motor Cycles, and Accessories (excluding Rubber Tyres)* - - - - " "	—	—	—	—	—	317,139	488,295	669,020	597,177	—
Total Motor Cars, &c. No.	—	—	—	—	—	317,139	488,295	669,020	858,179	1,022,042
Oils:										
Animal - - - - - Gals.	795,734	714,809	350,665	728,758	972,062	61,237	57,398	28,713	56,976	76,337
Essential - - - - - " "	13,029	13,405	12,595	14,982	14,737	21,930	24,828	27,670	34,146	30,095
Mineral:										
Fuel Oils - - - - - " "	1,481,424	7,102,008	13,216,845	11,085,936	7,765,680	10,542	54,941	97,423	82,108	68,330
Kerosene:										
In bulk - - - - - " "	47,827,913	44,258,781	56,984,494	52,253,974	52,975,623	1,084,755	1,102,837	1,347,969	1,243,977	1,308,225
In tins - - - - - " "	16,222,593	12,338,953	22,428,210	13,382,543	15,874,351	589,327	487,059	818,740	459,041	598,076
Lubricating Oils - - - - - " "	11,401,729	13,652,923	12,257,199	15,256,585	14,952,931	375,861	493,777	395,280	507,074	529,518
Petroleum, dangerous (other than dangerous Paints, Solutions, and Compositions) - - - - - " "	188,913	170,934	205,782	50,318	36,875	12,235	11,811	12,833	3,473	2,801
Paints, Solutions, and Compositions, dangerous - - - - - " "	1,489	3,113	1,840	643	1,617	619	1,042	556	247	400
Other kinds - - - - - " "	264,901	2,117,736	2,322,159	3,232,012	3,415,997	14,901	97,240	145,326	205,577	238,414
Total Mineral Oils - - - - - " "	77,478,962	79,644,448	107,416,529	95,262,006	95,023,073	2,088,240	2,248,707	2,818,127	2,502,007	2,748,704
Vegetable, Non-Essential:										
Castor - - - - - " "	965	559	851	947	320	253	192	156	210	43
Coconut - - - - - " "	84,000	27,488	4,915	7,074	30,353	4,816	4,107	913	1,403	4,981
Cottonseed* - - - - - " "	—	—	—	3,565	2,138	—	—	—	535	383
Groundnut - - - - - " "	7,099	8,330	9,669	10,641	11,504	713	963	1,059	1,160	1,325
Linseed - - - - - " "	324,300	342,067	399,070	364,961	439,482	39,555	50,919	64,845	66,401	68,817
Mustard or Rape - - - - - " "	39	—	124	631	709	6	—	25	91	100
Sesamum (Till or Jinjili) - - - - - " "	1,011	568	792	473	795	194	85	101	53	112
Other sorts - - - - - " "	51,900	59,195	70,043	68,631	66,848	6,639	6,851	8,658	7,035	9,754
Total Oils, Vegetable, Non-Essential - - - - - " "	419,314	438,207	485,464	457,523	552,149	52,116	63,117	75,757	66,048	75,515
Total Oils - - - - - " "	78,707,039	80,810,869	108,265,253	96,463,269	96,562,021	2,223,523	2,394,045	2,950,267	2,660,167	2,984,611
Oilcakes* - - - - - Cwt.	—	—	—	374	1,699	—	—	—	97	533
Oil Cloth and Floor Cloth } Sq. Yds.	1,241,837	1,495,434	1,228,460	1,605,844	1,646,544	46,281	59,822	57,528	70,235	75,443
Opium - - - - - Lib.	267	509	397	536	425	392	1,540	1,947	2,079	2,009
Packing—Engine and Boiler of all kinds (including Asbestos)* - - - - - " "	—	—	—	—	—	—	—	—	38,875	30,007
Paints and Painters' Materials:										
Paints and Colours:										
Barytes* - - - - - Cwt.	282,041	332,121	332,217	14,009	4,986	201,679	342,064	345,667	2,041	1,192
White and Red Lead* - - - - - " "	—	—	—	65,819	65,574	—	—	—	71,470	78,907
Other sorts* - - - - - " "	—	—	—	270,184	313,847	—	—	—	324,669	347,070
Painters' Materials (other than Paints and Colours):										
Turpentine* - - - - - " "	—	—	—	20,779	16,050	30,307	100,925	136,883	30,630	28,319
Other kinds - - - - - " "	—	—	—	—	—	—	—	—	80,097	93,361
Total Paints and Colours - - - - - " "	—	—	—	—	—	381,986	443,889	482,350	500,507	548,869
Paper and Pasteboard:										
Paper:										
Packing Paper* - - - - - Cwt.	262,625	235,773	312,056	100,040	129,317	221,220	237,538	259,186	65,315	73,241
Printing Paper - - - - - " "	—	—	—	336,939	402,238	—	—	—	289,198	327,380
Writing Paper and Envelopes - - - - - " "	—	—	—	—	—	170,237	220,407	189,099	224,458	250,964
Other kinds of Paper (including Paper Manufactures) - - - - - Cwt.	454,237	401,022	509,950	552,860	485,873	240,593	257,540	202,459	340,511	340,822
Pasteboard, Millboard, and Cardboard of all kinds - - - - - " "	63,022	66,267	76,226	79,311	107,119	34,200	37,315	44,299	44,485	50,047
Total Paper and Pasteboard - - - - - " "	—	—	—	—	—	675,350	752,809	785,043	963,967	1,058,454
Paper-making Materials:										
Pulp of Wood or other Materials* - - - - - Cwt.	—	—	—	265,002	247,636	—	—	—	111,040	115,809
Rags and other Materials† - - - - - " "	11,546	61,175	270,474	—	—	6,865	27,952	115,406	—	—
Total Paper-making Materials - - - - - " "	11,546	61,175	270,474	265,002	247,636	6,865	27,952	115,406	111,040	115,809
Paraffin Wax - - - - - Cwt.	14,530	7,335	10,246	4,864	11,549	8,779	10,006	10,263	5,065	11,890
Perfumery (not being perfumed Spirits) - - - - - " "	—	—	—	—	—	24,233	23,594	26,143	30,814	33,471

* Separately recorded from April 1912.

† Separately recorded from April 1913.

‡ Figures prior to 1912-13 include "Pulp of Wood or other Materials."

§ Inclusive of Rubber Tyres.

Total Imports of Merchandise—continued.

ARTICLES.	QUANTITIES.					VALUE.				
	1909-10.	1910-11.	1911-12.	1912-13.	1913-14.	1909-10.	1910-11.	1911-12.	1912-13.	1913-14.
Pitch, Tar, and Dam- mer - Cwt.	287,606	298,007	281,863	304,278	285,464	£ 70,722	£ 77,382	£ 75,633	£ 88,344	£ 83,300
Plants, Living, including Bulbs and Seeds for sowing -	—	—	—	—	—	2,444	4,370	2,999	3,984	4,001
Polishes.*	—	—	—	—	—	—	—	—	—	—
Polishes and Compositions for application to Leather*	—	—	—	—	—	—	—	—	40,864	41,088
Polishes and Compositions for application to Metals, &c.*	—	—	—	—	—	—	—	—	23,496	31,509
Total Polishes - - -	—	—	—	—	—	—	—	—	64,360	72,597
Precious Stones and Pearls, nuset - - -	—	—	—	—	—	537,848	523,221	596,741	721,579	714,603
Printing and Lithographing Machinery and Materials (excluding Paper):	—	—	—	—	—	—	—	—	—	—
Printing and Lithographing Presses* } - - -	—	—	—	—	—	—	—	—	—	—
Printing Type* - Cwt. } - - -	—	—	—	3,130	2,879	59,520	59,777	57,578	48,541	54,254
Other Materials* } - - -	—	—	—	—	—	—	—	—	20,852	23,672
Total Printing and Litho- graphing Machinery and Materials - - -	—	—	—	—	—	59,520	59,777	57,578	96,512	43,845
Prints, Engravings, and Pic- tures.*	—	—	—	—	—	—	—	—	—	—
Photographs and Picture Post-cards* - - -	—	—	—	—	—	—	—	—	5,370	5,827
Others* - - - - -	—	—	—	—	—	—	—	—	17,678	16,343
Total Prints, Engravings, and Pictures - - -	—	—	—	—	—	—	—	—	23,048	22,170
Provisions and Oilman's Stores:	—	—	—	—	—	—	—	—	—	—
Bacon and Hams - Lb.	1,597,080	1,638,797	1,664,905	1,622,437	1,583,834	70,951	82,695	73,247	74,459	82,291
Biche de mer - - -	26,857	28,478	43,630	—	—	525	840	874	—	—
Biscuits and Cakes - - -	6,691,863	7,346,112	7,732,101	9,725,844	9,345,168	187,648	216,503	231,406	301,635	298,732
Butter (including Canned) - -	308,744	282,953	307,431	313,649	373,756	22,875	20,692	22,453	23,534	28,512
Cheese (including Canned) - -	1,344,718	1,223,482	1,214,431	1,408,991	1,261,330	49,836	50,302	49,634	57,096	50,948
Cocoa and Chocolate* - - -	—	—	—	492,948	538,681	—	—	—	34,875	38,865
Farinaceous and Patent Foods - - - Cwt.	244,168	241,275	237,498	258,246	298,292	210,202	221,605	235,568	284,318	318,329
Ghi - - - - - Lb.	307,262	703,717	541,009	986,859	438,118	8,589	24,515	16,416	34,226	15,043
Jams and Jellies - - - - -	1,790,951	1,851,109	1,972,320	2,011,224	2,096,729	38,000	39,345	45,789	46,608	46,423
Lard - - - - -	450,104	349,916	449,177	567,118	537,436	8,135	6,791	7,951	10,044	10,023
Milk, condensed and preserved (including Milk Cream) - - -	9,198,428	9,855,791	11,276,077	12,819,910	14,681,229	170,781	176,581	215,661	245,760	276,735
Pickles, Chutnies, Sauces, and Condiments* - Cwt.	18,178	17,034	17,156	8,072	7,063	40,185	39,705	39,547	26,591	24,186
Vinegar (excluding Bottled Vinegar)† - - -	—	—	—	3,358	3,531	—	—	—	2,633	2,551
Other sorts of Provisions: Canned and Bottled Provisions (not speci- fied elsewhere) - - -	65,377	67,521	70,452	97,202	129,890	214,252	223,382	235,507	267,430	377,943
Others - - - - -	32,251	35,593	39,368	48,340	33,606	97,225	107,560	117,575	134,837	78,506
Total Provisions, &c. - - -	—	—	—	—	—	1,119,204	1,210,516	1,291,628	1,566,146	1,649,087
Railway Plant and Rolling- stock:	—	—	—	—	—	—	—	—	—	—
Carriages and Wagons, and parts thereof - - -	—	—	—	—	—	1,592,271	1,002,428	915,982	1,584,432	3,130,587
Locomotive Engines and Tenders, and parts thereof -	—	—	—	—	—	585,424	493,359	531,529	602,644	1,268,959
Materials for Construction:	—	—	—	—	—	—	—	—	—	—
Bridge-work* - - - Cwt.	—	—	—	413,199	180,009	—	—	—	259,306	138,205
Rails, Chairs, and Fish- plates of steel or iron - - -	2,050,216	1,480,242	1,779,476	2,218,732	2,228,513	636,446	498,263	591,513	775,594	878,313
Sleepers and Keys of steel or iron - - -	441,025	638,193	471,365	1,614,652	1,819,207	124,281	189,468	148,180	594,814	644,792
Sleepers of wood - - - - -	1,466,537	1,059,718	1,242,268	1,110,964	1,049,808	302,144	249,552	284,453	242,572	255,153
Other kinds of Materials - -	882,709	831,096	925,855	452,249	539,839	446,498	402,151	486,313	269,236	373,785
Total Railway Plant and Rolling-stock - - -	—	—	—	—	—	3,627,064	2,830,221	2,957,970	4,268,598	6,689,794
Rubber:	—	—	—	—	—	—	—	—	—	—
Raw - - - - - Cwt.	0	0	0	10	9	0	0	1	113	124
Tyres for Motor Cars and Motor Cycles‡ - - - No.	—	—	—	—	58,065	—	—	—	—	113,908
Tubes for Motor Tyres‡ - - -	—	—	—	—	25,689	—	—	—	—	22,118
Other sorts of manufactures (except Apparel and Boots and Shoes) - - - - -	—	—	—	—	—	76,552	93,907	117,686	131,131	216,511
Total Rubber - - - - -	—	—	—	—	—	76,552	93,907	117,687	131,244	352,661
Salt - - - - - Tons	498,448	480,777	563,984	574,757	606,940	459,198	467,371	560,967	566,549	584,432
Seeds:	—	—	—	—	—	—	—	—	—	—
Oil Seeds:	—	—	—	—	—	—	—	—	—	—
Essential - - - - - Cwt.	12,829	16,156	15,848	13,030	19,749	17,714	17,986	16,625	15,473	23,491
Non-essential:	—	—	—	—	—	—	—	—	—	—
Castor - - - - -	180	238	88	199	78	74	122	40	98	37
Copra or Coconut Kernel - -	6,909	776	435	178	327	6,864	899	475	177	411
Cotton - - - - -	656	2,034	240	319	504	138	308	74	61	84
Groundnuts - - - - -	4,056	3,651	5,133	2,700	300	2,576	2,450	3,294	1,795	357

* Separately recorded from April 1912.

† Separately recorded from October 1913.

‡ Figures included with "Provisions, other sorts," from April 1912.

§ Figures prior to 1912-13 include "Vinegar."

|| Figures prior to 1912-13 included in "Pickles, Chutnies, Sauces, and Condiments."

Total Imports of Merchandise—continued.

ARTICLES.	QUANTITIES.					VALUE.				
	1909-10.	1910-11.	1911-12.	1912-13.	1913-14.	1909-10.	1910-11.	1911-12.	1912-13.	1913-14.
<i>Seeds—continued.</i>										
<i>Oil Seeds—continued.</i>										
<i>Non-essential—continued.</i>						£	£	£	£	£
Linseed - - - Cwt.	11,300	7,357	12,530	7,967	11,917	5,805	4,934	8,145	4,572	5,047
Mustard - - - " "	34	2	22	0	191	19	9	17	0	99
Poppy - - - " "	1,973	2,343	4,044	973	2,586	1,070	1,353	2,339	615	1,474
Rape - - - " "	2	1	26	17	49	2	0	12	8	16
Sesamum (Til or Jinjili) - - - " "	9,395	2,017	4,938	7,177	11,323	5,765	1,292	3,166	4,588	6,981
Tea - - - " "	377	566	498	234	141	3,180	4,795	4,501	2,520	1,267
Others - - - " "	5,716	5,558	5,607	1,559	1,439	13,237	17,996	14,759	1,350	1,757
Other than Oil Seeds* - - - " "	—	—	—	2,684	3,311	—	—	—	10,534	12,416
Total Seeds - - - " "	53,927	40,699	49,418	37,037	52,005	56,444	52,227	53,467	41,841	53,431
Shells and Cowries :										
Cowries - - - Cwt.	19,811	20,683	12,919	20,135	14,483	5,246	5,544	3,549	5,705	3,832
Shells :										
Shells (Chunks, Sankhli, large ornamental Shells, Cowras, Mother-of-Pearl Shells, and Oyster Shells) - - - " "	23,698	21,387	34,870	30,362	28,855	24,257	18,739	20,613	20,178	24,677
Tortoise-Shell (including Nakhla or Nakh)- Lib.	23,492	20,737	22,258	16,525	25,752	4,365	4,581	4,565	5,223	7,388
Total Shells and Cowries - - - " "	—	—	—	—	—	33,868	28,864	28,727	31,106	35,807
Ships, parts of (including Launches and Boats) - - -	—	—	—	—	—	262,765	66,357	44,372	97,314	150,585
Smokers' Requisites (excluding Tobacco)* - - -	—	—	—	—	—	—	—	—	45,077	37,240
Soap :										
Household and Laundry Soap in bars or tablets* Cwt.	255,111	275,244	324,651	293,125	301,369	309,155	358,231	418,413	309,163	314,511
Toilet Soap* - - - " "	—	—	—	37,102	45,339	—	—	—	145,988	166,104
Other sorts* - - - " "	—	—	—	15,390	16,152	—	—	—	20,989	12,695
Total Soap - - - " "	255,111	275,244	324,651	350,617	362,860	309,155	358,231	418,413	476,188	500,400
Specimens illustrative of Natural Science - - -	—	—	—	—	—	976	451	1,687	1,204	1,261
Spices :										
Betelnuts - - - Lib.	122,127,941	140,297,300	128,863,640	128,986,350	127,464,241	586,797	718,813	606,779	786,658	819,086
Cardamoms - - - " "	229,429	270,926	184,108	134,495	62,800	14,408	17,599	10,847	9,588	5,381
Cassia - - - " "	10,736	1,432	3,473	15,032	31,934	203	25	70	344	418
Chillies - - - " "	60,112	33,724	5,940	14,460	17,253	650	284	48	114	139
Cinnamon - - - " "	3,617	3,874	5,023	186	162	122	116	76	71	45
Cloves - - - " "	8,427,646	7,419,336	10,001,109	7,854,416	9,049,873	161,247	150,317	215,933	173,692	224,648
Ginger - - - " "	1,515,867	2,117,171	1,467,183	2,133,976	2,499,313	19,873	33,762	22,559	29,708	24,233
Nutmegs - - - " "	849,093	1,017,799	940,385	1,109,424	1,213,969	16,408	20,700	18,827	21,167	21,010
Pepper - - - " "	3,607,195	5,394,780	3,210,479	2,642,035	2,107,147	46,483	73,105	47,610	45,858	39,290
Other sorts - - - " "	284,433	288,413	288,430	279,313	331,319	12,187	12,957	16,547	20,219	20,545
Total Spices - - - " "	137,116,069	156,845,355	144,919,870	143,169,687	142,778,101	858,878	1,027,768	1,028,846	1,087,409	1,154,875
Starch and Farina* - Cwt	—	—	—	96,972	101,967	—	—	—	71,858	65,006
Stationery (excluding Paper) -	—	—	—	—	—	321,506	350,901	367,615	420,214	466,528
Sticks and Whips - - -	—	—	—	—	—	9,793	10,904	10,966	10,129	7,770
Stone and Marble :										
Stone and Marble - - - Cwt.	270,904	215,880	179,098	216,165	300,269	27,028	24,333	24,276	24,741	32,237
Articles of Stone and Marble* - - - " "	—	—	—	9,743	8,641	—	—	—	4,220	4,660
Total Stone and Marble - - - " "	270,904	215,880	179,098	225,908	308,910	27,028	24,333	24,276	28,970	36,897
Sugar :										
Sugar, 16 Dutch standard and above - - - Cwt.	10,889,281	12,203,613	10,010,658	13,347,449	15,902,005	7,172,079	8,101,461	7,415,674	8,993,583	9,447,004
Sugar, 15 Dutch standard and below - - - " "	246,803	330,532	131,174	124,419	157,562	146,770	193,394	80,000	70,276	78,614
Molasses - - - " "	1,415,026	2,183,722	2,035,796	1,896,733	1,804,043	225,853	334,024	295,306	268,915	260,197
Confectionery - - - " "	58,358	59,172	64,008	74,065	73,396	136,664	148,412	164,479	176,309	175,550
Saccharin - - - Lib.	24,126	37,687	22,460	44,516	43,045	4,071	6,611	4,107	10,089	9,826
Total Sugar - - - Cwt.	12,609,683	14,782,376	12,241,837	15,443,063	17,937,390	7,685,437	8,783,922	7,950,563	9,519,172	9,971,251
Tallow and Stearine (including Grease and Animal Fat) - - -	41,303	42,569	68,027	64,105	67,476	71,520	79,933	117,394	126,837	139,436
Tea :										
Black - - - Lib.	2,495,196	3,116,401	3,560,533	3,442,292	2,822,153	74,560	88,463	102,031	106,483	90,228
Green - - - " "	1,184,391	1,508,926	3,051,283	1,079,018	1,950,379	42,639	40,875	83,360	33,207	62,151
Total Tea - - - " "	3,679,587	4,625,327	6,611,816	4,521,310	4,772,532	117,199	138,338	195,391	139,690	152,409

* Separately recorded from April 1912.

Total Imports of Merchandise—continued.

ARTICLES.	QUANTITIES.					VALUE.				
	1909-10.	1910-11.	1911-12.	1912-13.	1913-14.	1909-10.	1910-11.	1911-12.	1912-13.	1913-14.
Tea Chests (entire or in sections):						£	£	£	£	£
Of iron or steel or other metal - No.	—	—	—	50,579	223,909	39,722	46,789	10,732	4,683	2,137
Of wood† - " "	—	—	—	1,977,513	2,280,219	212,649	205,389	298,200	296,135	347,288
Total Tea Chests, entire or in sections }	—	—	—	—	—	252,371	252,178	308,932	290,818	349,435
Telegraphs, Materials for construction and Accessories	—	—	—	—	—	8,018	2,163	149	8,519	6,861
Telephones, Materials for construction and Accessories*	—	—	—	—	—	—	—	—	20,641	23,381
Textiles:										
Cotton:										
Raw - Cwt.	93,994	45,291	482,795	548,071	56,077	223,880	128,509	1,390,963	1,482,572	181,819
Waste* - " "	—	—	—	8,680	2,356	—	—	—	4,887	3,129
Twist and Yarn:										
Mule and Water, Nos. 1 to 10 - Lb.	145,724	82,338	67,553	180,261	97,370	3,919	2,662	2,534	4,312	2,809
Mule and Water, Nos. 11 to 15 - " "	223,626	48,454	45,215	107,925	42,869	6,470	2,485	2,198	4,090	2,215
Mule and Water, Nos. 16 to 20 - " "	382,116	74,775	79,459	816,349	511,006	13,063	3,333	3,958	32,880	21,085
Mule and Water, Nos. 21 to 25 - " "	65,817	38,230	24,773	405,776	226,938	3,005	2,110	1,246	15,660	9,556
Mule and Water, Nos. 26 to 30 - " "	3,066,480	1,358,949	2,907,786	2,546,148	2,844,676	121,569	67,747	135,490	113,238	133,957
Mule and Water, Nos. 31 to 40 - " "	10,084,616	6,745,145	9,796,510	10,665,213	8,832,878	447,392	957,124	496,954	515,922	448,371
Mule and Water, Nos. 41 to 50 - " "	2,076,371	2,065,656	2,355,843	2,585,040	3,062,256	108,681	128,168	139,608	148,319	182,335
Mule and Water, above No. 50 - " "	4,216,835	3,209,869	3,497,598	3,926,409	3,469,608	306,758	268,512	272,361	311,531	277,874
Orange, Red, and other colours, Nos. 1 to 20 - " "	889,381	567,933	707,092	1,204,017	602,754	45,417	31,417	37,588	61,572	33,498
Orange, Red, and other colours, Nos. 21 to 25 - " "	718,454	790,191	625,856	1,433,270	669,276	38,720	45,010	36,014	75,560	38,612
Orange, Red, and other colours, Nos. 26 to 30 - " "	836,693	702,117	857,491	908,899	841,805	37,042	35,176	41,836	44,742	42,769
Orange, Red, and other colours, Nos. 31 to 40 - " "	12,262,661	10,887,436	14,759,838	17,274,829	14,824,631	640,064	643,811	855,633	970,664	873,954
Orange, Red, and other colours, Nos. 41 to 50 - " "	437,813	532,246	526,313	998,880	450,553	28,806	38,758	39,737	73,164	33,114
Orange, Red, and other colours, above No. 50 - " "	894,810	819,029	751,343	1,258,132	876,247	90,300	87,871	75,545	130,549	93,620
Unspecified description of Twist and Yarn - " "	4,049,063	4,601,289	4,956,750	5,724,062	6,818,500	312,839	377,320	396,435	462,774	582,894
Total Twist and Yarn	40,300,460	32,503,657	41,958,910	50,085,210	44,171,167	2,213,045	2,091,504	2,527,187	2,964,977	2,776,168
Manufactures:										
Blankets* - Lb.	—	—	—	15,371,084	20,783,876	—	—	—	543,814	748,151
Canvas - Yds.	288,438	296,695	387,968	401,575	322,844	8,149	10,860	14,589	15,346	13,655
Handkerchiefs and Shawls in the piece - No.	16,452,562	18,450,704	19,940,312	27,136,385	38,088,145	216,245	256,017	302,686	372,378	592,802
Hosiery - " "	—	—	—	—	—	466,153	601,802	617,153	611,805	798,394
Lace and Patent Net - Yds.	1,747,331	2,149,962	1,783,879	2,174,409	1,896,766	40,677	48,437	40,158	44,684	42,060
Piece Goods:										
Grey (unbleached):										
Chadars - " "	3,340,086	4,117,026	2,421,694	3,812,436	2,800,150	42,280	61,065	35,335	61,186	41,858
Dhutis, Saris, and Scarves - " "	604,311,371	523,062,700	575,385,475	724,088,530	806,066,537	5,758,450	5,484,613	6,205,159	8,100,005	8,976,960
Drills and Jeans - " "	19,097,062	17,256,095	19,358,986	28,766,817	21,287,710	245,396	245,576	283,431	431,161	302,662
Jaconets, including Madapollams, Mulls, and Cambrics - " "	115,478,810	117,230,192	116,859,679	141,999,591	150,363,996	1,026,454	1,065,055	1,150,851	1,407,568	1,618,288
Longcloth and Shirtings - " "	483,539,836	463,515,032	493,892,237	622,138,726	545,387,849	4,508,456	4,887,044	5,302,468	6,596,875	5,994,865
Printers - " "	218,705	78,440	210,307	433,281	60,000	1,525	465	1,889	3,444	523
Sheetings - " "	649,637	84,071	4,110,878	1,789,952	151,241	8,528	1,396	49,431	23,516	2,435
T-Cloth and Domestic - " "	8,553,816	3,690,563	4,627,249	10,268,437	6,376,945	63,533	29,887	41,171	87,114	54,592
Unspecified descriptions - " "	1,641,692	1,046,964	1,985,034	1,886,775	1,694,844	23,954	19,605	38,660	31,217	34,332
Total Grey (unbleached) - }	1,236,831,065	1,130,081,083	1,218,851,539	1,535,129,545	1,534,189,372	11,678,576	11,794,706	13,103,395	16,742,086	16,966,515
White (bleached):										
Chadars - " "	454,390	1,198,861	1,243,714	1,846,541	2,672,813	5,044	13,980	14,891	22,063	32,361
Checks, Spots, and Stripes - " "	9,491,634	12,643,176	11,741,164	13,087,369	16,101,309	103,759	158,920	150,807	165,858	228,110
Dhutis, Saris, and Scarves - " "	57,188,506	55,316,309	62,648,933	73,391,622	104,342,553	587,986	650,155	728,397	919,179	1,349,124
Drills and Jeans - " "	3,656,904	4,886,527	7,506,742	7,200,836	5,751,725	62,430	99,953	147,854	138,793	119,904
Jaconets, Madapollams, Mulls, Cambrics, and Muslins - " "	141,976,288	190,740,031	173,958,536	226,242,752	307,850,858	1,530,482	2,150,520	2,108,774	2,792,125	3,804,703
Longcloth and Shirtings - " "	94,304,162	100,112,056	155,960,930	179,893,836	115,258,623	1,166,666	1,272,736	1,997,305	2,333,630	1,593,480
Nainsooks - " "	166,326,948	188,264,752	191,846,454	235,369,765	204,757,192	1,421,324	1,700,584	1,824,165	2,225,787	1,870,971
Sheetings - " "	157,336	291,940	205,148	205,138	207,811	5,921	7,203	6,798	7,282	8,267

* Separately recorded from April 1912.

† Number stated from April 1912.

Total Imports of Merchandise—continued.

ARTICLES.	QUANTITIES.					VALUE.				
	1909-10.	1910-11.	1911-12.	1912-13.	1913-14.	1909-10.	1910-11.	1911-12.	1912-13.	1913-14.
Textiles—continued.										
Cotton—continued.										
Manufactures—continued.										
Piece goods—continued.										
White (bleached)—continued.										
T-Cloth and Domestic Yds.	11,705	19,759	11,982	13,906	11,312	£ 138	£ 213	£ 182	£ 170	£ 131
Twills	2,079,121	2,201,306	3,553,838	5,604,221	8,268,003	27,366	44,464	52,800	70,223	118,246
Unspecified descriptions	17,394,861	19,844,507	20,930,962	25,402,158	28,122,775	210,535	267,228	284,525	333,867	397,007
Total White bleached	493,041,855	586,519,224	629,608,403	768,758,144	793,845,064	5,121,651	6,363,955	7,317,998	9,017,489	9,523,204
Coloured, printed, or dyed:										
Cambrics, including Madapollams, Muslins, Mulls, and Jaconets	82,225,410	112,763,283	101,482,916	101,604,474	113,586,196	681,467	983,771	925,435	966,692	1,106,448
Chadars	137,742	95,346	292,296	146,873	289,281	2,626	1,625	5,705	2,901	4,476
Checks, Spots, and Stripes*	—	—	—	10,848,851	19,722,104	—	—	—	161,582	289,746
Dhutis (including Lungis)	28,279,540	26,901,797	29,644,853	38,370,337	40,915,413	490,888	507,056	563,491	714,645	775,233
Drills and Jeans	14,588,507	16,895,256	20,863,399	22,522,545	29,996,101	232,895	291,608	337,866	373,593	466,037
Prints and Chintz	121,658,289	151,568,077	135,313,827	178,856,148	209,703,650	1,327,290	1,774,738	1,610,111	2,113,432	2,450,180
Saris and Scarves	43,487,999	56,359,770	65,783,672	74,913,122	74,250,321	664,407	903,675	1,070,410	1,183,059	1,237,051
Shirtings	75,605,748	105,391,497	86,541,189	106,190,314	152,574,395	755,693	1,101,448	968,544	1,185,290	1,738,826
Twills	21,069,369	24,766,250	27,229,559	20,694,887	31,373,896	243,017	317,707	340,023	360,340	431,416
Unspecified descriptions	75,772,793	96,777,511	122,276,245	117,064,197	159,351,609	1,391,469	1,960,718	2,368,758	2,387,148	3,405,011
Total Coloured, &c.	462,825,397	591,518,787	539,432,956	682,211,728	631,769,946	5,789,812	7,842,406	8,171,333	9,448,652	11,007,033
Fents of all descriptions*				36,430,040	37,824,430	—	—	—	328,411	360,778
Total Piece Goods	2,192,636,317	2,308,119,094	2,437,892,898	3,022,639,457	3,197,128,713	22,590,039	26,001,067	28,592,726	35,536,638	38,758,180
Rope - Lb.	463,993	430,362	445,925	657,207	761,365	21,500	21,470	22,738	30,338	38,461
Thread, sewing - Yds.	1,345,499	1,452,020	1,714,654	1,771,868	1,704,681	193,633	230,969	246,260	207,429	259,077
Towels in the piece* - Yds.	—	—	—	34,704	61,697	—	—	—	957	2,907
Other sorts of Manufactures - Lb.	12,795,670	15,314,417	16,578,163	2,360,199	2,590,906	492,458	631,244	683,421	150,357	168,780
Total Cotton Goods (including Twist and Yarn)	—	—	—	—	—	26,246,989	29,893,370	33,046,868	40,547,718	44,199,510
Flax:										
Raw - Lb.	0	0	148	11,200	23,025	0	0	522	340	1,044
Twist and Yarn - " - Lb.	46,358	42,477	26,994	46,460	63,691	1,024	1,215	678	1,861	1,963
Manufactures:										
Bags and Sacks - No.	79,242	72,203	61,487	190,432	129,301	12,031	11,292	7,523	16,805	14,009
Canvas - Yds.	1,829,336	2,888,155	2,701,326	3,058,784	3,699,788	62,137	87,666	100,033	120,619	154,074
Piece Goods - Yds.	1,892,675	2,154,068	2,312,326	2,450,544	2,944,414	41,448	50,687	54,975	57,813	73,484
Thread, sewing - Lb.	232,669	193,822	190,491	189,908	154,995	12,739	11,786	12,240	13,030	11,202
Other sorts - " - Lb.	224,280	202,166	286,202	249,548	432,492	11,383	12,747	18,069	18,121	27,946
Total Flax Manufactures (including Twist and Yarn)	—	—	—	—	—	140,757	174,993	103,536	227,569	288,597
Haberdashery and Millinery -										
Hemp:										
Raw - Cwt.	26,686	26,491	25,326	28,295	21,199	32,208	35,750	30,376	38,748	30,415
Manufactures (excluding Cordage):										
Bags and Sacks - No.	7,796	1,732	5,966	1,360	3,900	101	42	759	74	340
Cloth - Yds.	30,299	122,089	100,698	30,665	89,927	1,146	4,132	4,545	1,369	3,537
Total Hemp Manufactures	—	—	—	—	—	1,247	4,174	5,304	1,443	3,927
Jute:										
Raw - Tons	2	8	112	13	438	30	122	1,342	274	2,194
Twist and Yarn - Lb.	56,059	49,991	52,702	72,207	119,563	765	696	757	1,126	1,991
Manufactures:										
Canvas - Yds.	1,219,190	1,835,408	1,882,065	1,919,058	1,640,216	27,784	38,881	47,777	50,330	47,647
Gunny Bags - No.	3,968,599	4,156,265	5,447,151	5,656,730	5,427,493	38,584	45,111	66,118	76,664	80,711
Cloth - Yds.	193,416	913,564	889,973	579,512	1,113,314	1,064	4,706	5,008	5,035	9,085
Rope and Twine - Cwt.	976	1,165	853	1,018	711	2,880	3,259	2,613	3,606	2,517
Other kinds - " - Lb.	2,135	3,949	3,264	2,972	13,978	9,990	12,440	13,548	15,276	27,886
Total Jute Manufactures (including Twist and Yarn)	—	—	—	—	—	31,957	105,183	135,819	152,096	170,737
Silk:										
Raw - Lb.	2,330,185	2,121,799	2,239,105	3,578,837	2,563,720	651,312	568,187	706,494	1,142,974	839,309
Waste* - " - Lb.	—	—	—	104,875	79,072	—	—	—	8,818	7,709
Silk Yarn, Noils and Warps	876,173	923,315	942,738	1,143,015	1,167,530	245,036	270,891	278,918	272,927	305,447

* Separately recorded from April 1912.

Total Imports of Merchandise—concluded.

ARTICLES.	QUANTITIES.					VALUE.				
	1909-10.	1910-11.	1911-12.	1912-13.	1913-14.	1909-10.	1910-11.	1911-12.	1912-13.	1913-14.
Textiles—continued.										
Silk—continued.										
Manufactures:						£	£	£	£	£
Goods of Silk mixed with other materials Yds.	4,567,594	7,545,409	4,840,102	7,260,538	8,163,963	232,351	371,779	259,724	389,148	463,505
Piece Goods - - - - -	21,663,738	24,626,482	26,495,995	29,826,229	27,338,272	1,024,475	1,192,359	1,220,363	1,357,449	1,278,934
Thread for sewing - Lb.	1,652	3,370	2,766	4,969	2,349	938	1,455	1,286	1,874	1,341
Other sorts - - - - -	72,223	24,927	38,746	65,263	57,183	8,485	6,098	8,771	14,003	18,276
Total Silk Manufactures (including Yarn) - - -	—	—	—	—	—	1,511,285	1,843,682	1,769,062	2,035,401	2,067,553
Wool:										
Raw - - - - - Lb.	2,587,895	3,140,235	2,799,527	3,735,908	3,749,401	72,208	107,398	92,696	134,990	132,891
Yarn and Knitting - - - - -										
Wool - - - - -	627,175	911,629	833,891	948,350	1,058,855	84,910	137,729	123,619	133,511	164,218
Manufactures:										
Braids - - - - -	142,277	129,766	111,290	99,745	65,040	16,253	16,379	14,252	12,999	8,523
Carpets and Rugs - - - - -	1,255,463	1,120,481	1,165,410	1,476,402	1,980,387	97,466	87,495	94,002	111,246	149,743
Hosiery - - - - -	871,095	375,437	444,009	471,965	537,280	67,293	67,096	87,952	80,569	96,307
Piece Goods - - - - - Yds.	15,849,751	24,319,524	24,046,095	20,558,218	27,328,772	931,356	1,442,610	1,539,408	1,295,119	1,684,359
Shawls - - - - - No.	849,555	1,190,357	2,033,271	2,163,931	2,100,748	136,486	199,960	344,210	324,985	376,113
Other sorts - - - - - Lb.	945,572	1,070,325	1,067,934	1,398,323	1,526,189	53,643	61,856	68,122	80,593	88,905
Total Wool Manufactures (including Yarn) - - -	—	—	—	—	—	1,337,407	2,013,125	2,271,560	2,030,022	2,568,168
Total Textile Raw Materials - - - - -	—	—	—	—	—	979,638	839,966	2,222,393	2,813,609	1,204,510
Total Yarns and Textile Fabrics - - - - -	—	—	—	—	—	30,032,457	34,919,398	38,444,179	45,917,659	50,360,043
Tobacco:										
Unmanufactured - Lb.	2,703,254	251,372	157,259	286,801	281,633	77,749	15,773	11,865	16,199	18,742
Manufactured:										
Cigars - - - - -	105,601	60,735	75,581	72,900	73,906	25,675	18,079	22,566	21,236	22,391
Cigarettes - - - - -	3,083,746	1,113,005	1,414,830	1,450,773	1,591,138	433,238	242,776	339,843	352,189	389,992
Other sorts - - - - -	1,436,055	377,958	557,193	541,744	506,011	95,490	50,984	70,591	72,922	70,798
Total Tobacco - - - - -	7,328,656	1,803,070	2,204,863	2,352,118	2,457,690	632,152	327,612	444,865	462,596	501,923
Toilet Requisites (not specified elsewhere)*	—	—	—	—	—	—	—	—	126,230	146,882
Toys and Requisites for Games and Sports, including Fishing Tackle:										
Toys* - - - - -	—	—	—	—	—	—	—	—	161,241	177,986
Requisites for Games and Sports (excluding Firearms, &c.)* - - - - -	—	—	—	—	—	231,042	258,085	271,863	39,686	41,955
Playing Cards* - - - - -	—	—	—	—	—	—	—	—	78,490	74,510
Other sorts* - - - - -	—	—	—	—	—	—	—	—	—	—
Total Toys and Requisites for Games and Sports - - -	—	—	—	—	—	231,042	258,085	271,863	279,417	294,451
Umbrellas and Umbrella Fittings:										
Umbrellas, complete, including Parasols and Sunshades - - - - - No.	1,149,249	1,250,462	1,382,459	1,556,490	1,967,560	75,052	82,899	101,333	117,872	143,026
Umbrella Fittings - - - - -	—	—	—	—	—	135,517	184,688	171,713	175,777	210,960
Total Umbrellas and Umbrella Fittings - - - - -	—	—	—	—	—	210,569	267,587	273,046	293,149	353,986
Wax of all kinds, other than Paraffin Wax (excluding Candles) - - - - - Cwt.	649	508	680	3,355	4,599	1,919	1,193	1,622	8,330	11,202
Wood and Timber:										
Timber other than Railway Sleepers:										
Deal and Pine - - - - -										
Wood* - - - - - Cub. Tons	—	—	—	18,012	35,819	—	—	—	74,643	160,554
Jarrah Wood* - - - - -	—	—	—	5,861	8,102	—	—	—	33,712	40,214
Teak Wood - - - - -	44,493	54,291	41,308	28,538	18,660	273,141	321,515	255,804	191,715	163,251
Other Timber - - - - -	44,686	52,534	51,065	24,191	33,567	166,835	205,585	205,620	84,579	133,534
Total Timber, other than Railway Sleepers - - - - -	89,179	106,825	92,373	76,602	96,148	439,976	527,100	461,424	394,649	497,553
Wood:										
Firewood - - - - - Tons	1,393	1,063	1,307	732	1,532	865	1,137	1,262	657	1,442
Ornamental Wood:										
Ebony - - - - -	—	—	—	—	—	0	39	2	19	68
Sandal - - - - -	—	—	—	—	—	6,212	6,576	8,126	11,707	13,576
Other kinds - - - - -	—	—	—	—	—	678	1,453	1,144	1,386	2,951
Total Ornamental Wood - - - - -	—	—	—	—	—	6,890	8,068	9,272	13,112	16,595
Manufactures of Wood other than Furniture and Cabinet Ware - - - - -	—	—	—	—	—	57,569	53,100	52,870	48,644	64,282
Total Wood and Timber - - - - -	—	—	—	—	—	505,300	589,405	524,828	447,062	579,872
Articles imported by Post - - - - -	—	—	—	—	—	753,199	883,005	1,137,081	1,254,240	1,625,485
All other Articles of Merchandise:										
Unmanufactured - - - - -	—	—	—	—	—	20,676	24,360	24,805	23,832	21,449
Manufactured - - - - -	—	—	—	—	—	452,695	502,557	549,468	183,649	176,936
GRAND TOTAL - - - - -	—	—	—	—	—	78,040,286	86,236,011	92,383,255	107,332,470	122,165,288

* Separately recorded from April 1912.

TOTAL EXPORTS OF ARTICLES OF FOREIGN MERCHANDISE (RE-EXPORTS).

ARTICLES.	QUANTITIES.					VALUE.				
	1909-10.	1910-11.	1911-12.	1912-13.	1913-14.	1909-10.	1910-11.	1911-12.	1912-13.	1913-14.
Animals, Living:										
Horses - - - - - No.	61	83	108	71	45	£ 4,578	£ 4,800	£ 7,129	£ 5,737	£ 2,953
Other kinds - - - - - " "	12	38	13	86	1	82	440	118	624	3
Total Animals, Living ..	73	121	121	157	46	4,655	5,330	7,240	6,351	2,956
Apparel (including Drapery, Uniforms, Accoutrements, but excluding Hosiery and Boots and Shoes)						103,166	123,273	146,258	77,416	79,446
Arms, Ammunition, and Military stores:										
Fire-arms and parts thereof - - - - -						5,034	6,418	6,239	6,188	5,800
Gunpowder - - - - - Lb.	1,250	20	0	15	40	30	1	0	2	12
Dynamite, and all other explosives - - - - - Cwt.	1	4	19	1	4	7	36	179	5	37
Other sorts - - - - -						674	621	1,112	469	10,055
Total Arms, Ammunition, and Military Stores - - - - -						5,751	7,076	7,530	6,664	16,000
Art, Works of (other than Pictures)						6,043	0,078	8,138	4,709	2,146
Books, printed, and printed matter (not being Stationery), including Maps and Charts - - - - - Cwt.	1,403	1,633	1,501	1,616	1,533	15,758	15,891	16,715	17,861	17,038
Boots and Shoes - - - - - Pairs	9,825	8,761	12,678	26,048	100,916	2,349	1,807	2,204	6,037	31,117
Building and Engineering Materials, other than of iron, steel, or wood - - - - -						996	800	2,230	2,504	2,780
Candles of all kinds - - - - - Lb.	43,088	89,201	85,782	71,895	37,978	978	1,908	1,752	1,454	795
Canes and Bannans - - - - - Cwt.	156	490	667	628	406	284	668	577	602	368
Carriages and Carts (excluding Railway Carriages), and parts thereof - - - - -						30,713	35,645	54,042	61,554	56,081
Chemicals and Chemical Preparations (excluding Chemical Manures and Medicines):										
Aluminous Sulphates (including Alum) - - - - - Cwt.	2,887	2,242	2,543	2,714	3,037	999	790	948	959	1,150
Ammonia and Salts thereof - - - - - " "	1,348	1,537	811	1,215	1,299	2,803	3,295	1,734	2,600	2,803
Arsenic and its Oxides - - - - - " "	27	45	28	33	53	81	72	70	46	119
Sulphuric Acid - - - - - " "	50	124	92	4,102	237	43	127	61	2,001	221
Other sorts - - - - -						2,622	3,263	3,630	4,523	5,600
Total Chemicals - - - - -						6,698	7,547	6,478	10,143	9,982
Chinese and Japanese-ware (including Lacquered-ware, but excluding Earthenware and Porcelain)						3,783	2,467	2,542	5,683	2,652
Clocks and Watches and parts thereof:										
Clocks and Watches - - - - - No.	1,967	2,212	7,625	5,614	6,773	2,266	1,442	7,899	3,414	3,007
Parts of Clocks and Watches* - - - - -									102	81
Coal, Coke, and Patent Fuel - - - - - Tons	0	9	212	267	45	0	20	340	285	101
Coffee - - - - - Cwt.	1,053	931	1,277	1,178	1,370	2,546	2,382	3,652	4,528	4,654
Coral - - - - - Lb.	4,896	6,744	5,726	1,993	2,209	2,911	6,206	2,443	2,645	1,353
Cordage and Rope of vegetable fibre (excluding Jute and Cotton) - - - - - Cwt.	417	322	463	620	483	972	978	1,542	1,924	2,017
Cutlery*									20,819	20,613
Drugs and Medicines (excluding Chemicals and Narcotics):										
Asafetida - - - - - Cwt.	1,259	2,677	1,406	2,240	1,211	3,514	12,749	4,221	9,336	2,923
Camphor - - - - - Lb.	41,663	19,067	42,750	15,489	20,014	3,461	1,668	3,991	1,446	1,753
Cassia Lignea - - - - - Cwt.	4,587	6,533	4,069	3,206	7,431	9,470	13,645	8,523	6,611	14,476
Quinine and its Alkaloids Lb.	339	331	3,154	436	1,542	280	223	1,351	201	309
Other sorts of Drugs and Medicines - - - - -						11,588	16,832	21,184	15,762	15,246
Total Drugs and Medicines - - - - -						28,313	45,117	30,275	33,356	34,807
Dyeing and Tanning Substances:										
Cochineal - - - - - Cwt.	159	170	99	93	107	1,148	1,089	535	711	891
Cutch and Gambier - - - - -	295	463	189	320	415	458	712	383	608	749
Dyes obtained from Coal Tar: Alizarine - - - - - Lb.	32,080	3,184	10,174	14,324	10,597	932	186	425	1,020	456
Aniline - - - - - " "	82,962	148,189	148,662	125,920	107,437	6,082	9,860	9,793	8,278	7,633
Others* - - - - - " "				406	194				11	3
Saffron - - - - - " "	2,827	4,828	11,249	8,025	8,996	1,655	2,357	3,504	2,181	2,856
Other sorts - - - - - Cwt.	1,612	2,540	2,061	1,633	1,861	4,419	6,237	6,658	6,191	9,263
Total Dyeing and Tanning Substances - - - - -						14,694	20,501	21,208	19,009	21,051

* Separately recorded from April 1912.

Total Exports of Articles of Foreign Merchandise, (Re-exports)—continued.

ARTICLES.	QUANTITIES.					VALUE.				
	1909-10.	1910-11.	1911-12.	1912-13.	1913-14.	1909-10.	1910-11.	1911-12.	1912-13.	1913-14.
Earthenware and Porcelain (excluding Pipes of Earthen- ware)	—	—	—	—	—	£ 12,300	£ 15,900	£ 23,063	£ 20,047	£ 18,737
Electroplated-ware*	—	—	—	—	—	369	482	551	4,385	4,505
Fireworks	—	—	—	—	—	—	—	680	—	539
Fish (excluding canned Fish):										
Fish, dry, unsalted - Cwt.	2,222	1,542	530	310	538	1,683	1,587	411	277	497
" " salted - " "	275	164	300	123	239	220	105	200	137	160
Fishmaws and Shark- fins - " "	4,899	4,804	6,468	7,726	6,175	36,213	41,038	53,978	64,684	49,598
Total Fish - " "	7,396	6,510	7,298	8,159	6,952	38,116	42,730	54,589	65,098	50,255
Fruits and Vegetables:										
Fresh Fruits and Vege- tables - " "	—	—	—	—	—	14	11	0	44	34
Fruits and Vegetables—dried, salted, or preserved:										
Dates - Cwt.	60,251	38,715	37,290	32,532	36,896	24,968	18,401	19,046	15,327	20,393
Other sorts - " "	26,575	42,173	53,850	47,843	31,154	37,724	64,193	101,684	76,959	57,665
Total Fruits and Vegetables	—	—	—	—	—	62,706	82,605	120,730	92,330	78,092
Furniture and Cabinetware	—	—	—	—	—	6,525	8,004	7,217	9,125	10,464
Glass and Glass-ware:										
Beads and false Pearls - Cwt.	297	357	474	578	669	1,520	1,794	2,777	3,590	4,085
Bottles - Gross	148	122	187	1,443	1,431	244	152	217	1,184	1,606
Sheet and Plate - Sup. feet	49,085	66,320	56,276	58,765	81,882	639	686	773	880	918
Other glass-ware - " "	—	—	—	—	—	15,907	21,537	22,121	27,122	24,641
Total Glass and Glass-ware	—	—	—	—	—	18,310	24,169	25,888	32,726	31,220
Grain, Pulse, and Flour:										
Rice not in the husk - Cwt.	13,925	20,645	6,050	647	21,324	6,330	9,907	2,966	361	11,657
Other sorts - " "	250	198	0	32	2,701	101	76	0	10	1,225
Total Grain and Pulse	14,175	20,843	6,050	679	24,025	6,431	9,983	2,966	371	12,882
Gums and Resins:										
Arabic - Cwt.	788	2,410	9,015	18,634	18,767	967	3,162	14,604	25,749	22,739
Benjamin - " "	930	966	1,201	1,056	868	1,919	2,319	8,132	2,812	2,324
Olibanum or Frank- incense - " "	26,221	39,941	29,311	33,975	44,569	32,145	54,080	42,750	49,161	54,903
Rosin - " "	887	683	900	1,253	1,329	438	369	533	905	856
Other sorts - " "	9,796	8,261	3,410	2,889	5,502	10,689	10,955	4,241	3,518	7,038
Total Gums and Resins	38,622	52,261	43,837	57,807	71,035	46,158	70,835	65,310	81,165	87,860
Hardware (excluding Cutlery and Electroplated-ware)	—	—	—	—	—	72,844	97,023	107,168	91,464	94,607
Hides and Skins, Raw:										
Skins, Raw - { Cwt. 0 { No. 0 { Cwt. 0	0	0	0	45	0	0	0	0	422	0
Hops - Cwt.	0	0	0	7,194	0	0	0	0	0	0
Horns, tips and pieces of Horn, and Hornmeal - " "	196	570	106	69	118	7,228	5,767	3,433	1,988	4,015
Instruments, Apparatus, and Appliances, and parts there- of:										
Electrical*	—	—	—	—	—	—	—	—	6,435	10,478
Musical:										
Talking Machines and Ac- cessories*	—	—	—	—	—	30,934	14,151	16,709	15,243	16,144
Other sorts*	—	—	—	—	—	—	—	—	5,116	4,764
Optical*	—	—	—	—	—	—	—	—	244	1,503
Photographic	—	—	—	—	—	2,022	1,520	1,680	2,477	1,777
Other kinds	—	—	—	—	—	13,881	15,106	13,683	11,662	10,682
Total Instruments, Apparatus, and Appli- ances, and parts thereof - " "	—	—	—	—	—	46,837	30,777	32,072	41,177	45,348
Ivory:										
Unmanufactured - Lb.	95,076	75,519	45,669	40,569	45,064	36,551	30,649	19,933	16,001	14,555
Manufactured - " "	—	—	—	—	—	72	11	45	33	207
Total Ivory	—	—	—	—	—	36,623	30,660	20,028	16,034	14,762
Jewellery (excluding imitation Jewellery and Precious Stones and Pearls, unset), also Plate of Gold and Silver:										
Jewellery - " "	—	—	—	—	—	41,506	38,167	11,896	32,162	32,167
Plate of Gold and Silver	—	—	—	—	—	8,051	12,931	15,263	14,006	15,492
Total Jewellery, also Plate of Gold and Silver - " "	—	—	—	—	—	49,557	51,098	27,159	46,168	47,659
Leather:										
Hides and Skins, { Cwt. 1 { Tanned or Dressed - { No. 238 { Unwrought - " " - Cwt. 56	1	12	1	3	8	55	488	29	100	117
Manufactures (excluding Boots and Shoes) - " "	—	—	—	—	—	761	1,130	1,230	1,033	931
Total Leather	—	—	—	—	—	2,677	3,881	4,656	3,375	6,735
Total Leather	—	—	—	—	—	3,493	5,499	5,915	4,508	7,783

* Separately recorded from April 1912.

Total Exports of Articles of Foreign Merchandise (Re-exports)—continued.

ARTICLES.	QUANTITIES.					VALUE.				
	1909-10.	1910-11.	1911-12.	1912-13.	1913-14.	1909-10.	1910-11.	1911-12.	1912-13.	1913-14.
Liquors:										
Ale, Beer, and Porter - Gals.	1,278	2,772	4,899	4,186	2,847	£ 264	£ 435	£ 553	£ 503	£ 342
Cider and other fermented Liquors - "	31	28	98	11	35	11	7	29	6	12
Spirit:										
Brandy - - - - - "	335	784	553	341	425	394	551	489	336	412
Whisky - - - - - "	1,969	1,612	2,477	2,420	3,219	953	891	1,333	1,299	2,493
Other sorts of Spirit - - "	439	2,067	521	937	663	270	595	443	583	517
Total Spirit - - - - - "	2,743	4,463	3,551	3,698	4,307	1,617	2,037	2,265	2,220	3,422
Wines:										
Champagne and other Sparkling Wines - - - - "	372	122	185	203	202	669	221	383	301	322
Port and other Still Red Wines - - - - - "	311	188	208	103	336	196	156	186	140	240
Sherry and other Still White Wines - - - - - "	316	160	69	114	280	198	94	59	109	184
Other sorts, including Vermouth and Ginger Wines - - - - - "	1,201	871	959	890	582	350	473	634	542	271
Total Wines - - - - - "	2,200	1,341	1,421	1,409	1,400	1,413	944	1,192	1,101	1,026
TOTAL LIQUORS - - - - - "	6,252	8,604	9,969	9,804	8,589	3,305	3,423	4,009	3,920	4,802
Machinery and Millwork:										
Prime Movers (other than Electrical):										
Locomotives (excluding those for Railways) - - - - - "	—	—	—	—	—	0	53	0	347	0
Others - - - - - "	—	—	—	—	—	3,300	3,208	5,180	8,097	2,823
Electrical Machinery of all kinds* - - - - - "	—	—	—	—	—	—	—	—	8,495	4,710
Other sorts of Machinery - - - - - "	—	—	—	—	—	23,925	27,483	36,945	36,187	29,256
Total Machinery* and Millwork - - - - - }	—	—	—	—	—	23,925	27,483	36,945	36,187	29,256
Matches† Gross of boxes	43,311	87,526	156,634	20,674	42,833	2,724	2,698	2,567	1,406	2,207
Mats and Matting - Sq. yds.	—	—	—	185,207	116,869	1,349	2,359	5,429	6,040	3,755
Metals and Ores:										
Brass, Bronze, and similar Amalgams, Wrought. - Cwt.	222	430	327	419	492	1,038	1,855	1,770	2,338	2,223
Copper:										
Unwrought:										
Tiles, Ingots, Cakes, and Bricks - - - - - "	146	1	1	0	0	108	4	1	0	0
Wrought:										
Mixed or Yellow Metal, for sheathing - - - - - "	787	655	723	278	543	2,703	2,073	2,478	969	2,034
Sheets and other Manufactures - - - - - "	4,348	8,423	9,682	3,599	4,960	17,261	32,054	40,142	13,961	21,056
Total Copper - - - - - "	5,281	9,079	10,406	3,877	5,503	20,072	34,131	42,621	14,930	23,090
Iron or Steel:										
Wrought:										
Anchors and Cables - Tons	24	28	54	57	34	363	420	899	946	579
Angle, Bolt, and Rod - - - - - "	23	28	50	70	91	212	262	428	690	920
Bars and Channel - - - - - "	896	956	1,209	1,151	1,178	7,931	9,344	11,474	11,654	13,090
Hoops and Strips - - - - - "	56	40	50	294	277	524	322	451	2,237	2,308
Nails, Screws, Rivets, and Washers - - - - - "	109	143	136	238	195	1,327	2,173	2,262	3,556	3,638
Old, for re-manufacture - - - - - "	15,357	22,340	15,187	13,719	17,343	38,762	51,557	34,906	31,904	35,817
Pipes and Tubes†	172	—	—	—	—	1,804	—	—	—	—
Pipes and Fittings, Cast‡	—	161	144	151	126	—	1,760	1,751	2,024	2,317
Sheets and Plates:										
Galvanised - - - - - "	68	175	117	77	178	938	2,481	1,490	965	2,001
Tinned - - - - - "	119	137	197	207	104	1,878	2,231	3,517	3,820	1,682
Not Galvanised or Tinned - - - - - "	49	83	114	209	152	597	1,000	1,504	2,931	1,917
Tubes and Fittings, Wrought§	—	6	4	4	4	—	196	96	158	103
Wire - - - - - "	66	79	121	60	77	1,102	1,347	2,141	1,143	1,474
Other Manufactures of Iron or Steel - - - - - "	253	377	941	342	247	3,268	4,438	5,672	3,733	3,515
Total Iron or Steel - - - - - "	17,192	24,553	18,324	16,579	20,006	59,056	77,531	66,586	66,461	70,360
Lead:										
Unwrought: - Tons	7	15	14	9	9	142	261	262	141	140
Ore - - - - - "	—	—	—	—	—	—	—	—	—	—
Pig - - - - - Cwt.	2,408	1,910	1,951	881	1,731	1,952	1,512	1,636	878	1,927
Other sorts - - - - - "	0	0	58	190	11	0	0	26	90	9
Wrought, all sorts - - - - - "	99	29	226	2,443	424	82	41	115	3,233	244
Total Lead (excluding Ore) - - - - - }	2,507	1,939	2,235	3,514	2,166	2,034	1,553	1,777	4,106	2,180
Quicksilver - - - - - Lb.	5,384	4,634	4,897	5,124	6,072	636	533	583	604	744

* Separately recorded from April 1912. † Quantity stated from April 1912. ‡ After 1909-10 see "Pipes and Fittings, Cast," and "Tubes and Fittings, Wrought." § Separately recorded from April 1910.

Total Exports of Articles of Foreign Merchandise (Re-exports)—continued.

ARTICLES.	QUANTITIES.					VALUE.				
	1909-10.	1910-11.	1911-12.	1912-13.	1913-14.	1909-10.	1910-11.	1911-12.	1912-13.	1913-14.
Metals and Ores—continued.										
Tin:						£	£	£	£	£
Unwrought (Blocks, Ingots, Bars, and Slabs) - Cwt.	4,943	2,082	2,181	2,542	4,096	11,371	16,263	19,649	20,781	36,120
Zinc or Spelter:										
Unwrought - "	45	48	44	0	1,110	43	73	72	0	1,276
Wrought or Manufactured - "	113	578	213	580	388	135	588	239	711	458
Other sorts - "	9	229	2	833	0	16	84	20	474	0
Total Zinc or Spelter - }	167	855	259	1,413	1,498	194	745	331	1,185	1,734
Metals, unenumerated - "	370	853	4,977	5,371	2,097	2,493	5,166	18,349	22,404	11,801
Total Metals and Ores - }	17,846	25,332	19,359	17,447	20,810	97,036	138,038	151,928	133,035	148,392
Oils:										
Animal - Gals.	180	2,002	3,253	240	401	7	160	103	40	60
Essential - "	169	408	135	94	664	215	447	335	130	370
Mineral:										
Kerosene - "	40,021	128,071	33,614	49,475	18,245	1,456	4,441	1,229	1,863	722
Other kinds - "	28,636	67,464	80,751	129,405	151,750	2,578	4,151	3,997	4,615	4,062
Vegetable, non-essential:										
Linseed - "	3,137	4,672	5,740	4,660	2,885	398	692	872	753	438
Other sorts - "	194	294	648	552	922	24	26	78	71	100
Total Oils - "	72,387	202,911	124,141	184,426	174,367	4,678	9,917	6,614	7,482	5,732
Oil-Cloth and Floor-Cloth - Sq. yds.	10,830	12,003	10,846	18,328	15,643	651	821	793	1,273	1,024
Paints and Colours - Cwt.	3,637	2,927	4,262	2,738	2,199	4,171	4,852	12,802	5,452	5,038
Paper and Pasteboard:										
Paper:										
Printing Paper - Cwt.	420	361	171	206	265	487	458	176	233	322
Writing Paper and Envelopes - "	—	—	—	—	—	1,449	2,137	1,352	2,119	2,026
Other kinds of Paper (including Paper Manufactures) - Cwt.	4,478	4,996	5,271	15,621	5,240	2,642	2,543	2,824	6,042	2,850
Pasteboard, Millboard, and Cardboard of all kinds - "	138	253	118	123	94	96	237	72	86	150
Total Paper and Pasteboard - }	—	—	—	—	—	4,674	5,380	4,424	8,480	5,348
Perfumery (not being Perfumed Spirits)	—	—	—	—	—	3,732	2,932	3,700	3,843	6,332
Pitch, Tar, and Dammer - Cwt.	756	1,587	987	1,042	576	258	502	350	413	298
Precious Stones and Pearls, unset - "	—	—	—	—	—	6,167	13,427	11,813	29,998	43,396
Printing and Lithographing Machinery and Materials (excluding Paper) - "	—	—	—	—	—	718	1,375	1,779	2,005	2,191
Prints, Engravings, and Pictures* - "	—	—	—	—	—	—	—	—	5,222	4,179
Provisions and Oilman's Stores (excluding Fish, and Fruits and Vegetables) - Cwt.	6,746	4,582	4,712	5,602	7,137	12,276	10,514	11,466	13,566	17,365
Railway Plant and Rolling-stock - "	—	—	—	—	—	612	2,509	901	5,475	8,425
Rubber:										
Raw - Cwt.	2	4	0	0	7	12	4	0	5	23
Manufactures - "	—	—	—	—	—	8,725	5,276	9,835	6,328	7,045
Salt - Tons	202	101	3	0	1	222	110	41	3	2
Seeds - Cwt.	905	505	204	1,206	53	668	1,229	370	839	125
Shells and Cowries - "	—	—	—	—	—	19,929	16,942	21,551	14,754	22,778
Ships, parts of (including Launches and Boats) - Cwt.	5,357	5,555	4,918	4,670	4,145	3,602	1,880	1,612	2,106	9,579
Soap - Cwt.	—	—	—	—	—	4,371	4,786	4,561	4,983	4,529
Specimens illustrative of Natural Science - "	—	—	—	—	—	82	132	313	180	776
Spices:										
Betelnuts - Lb.	6,272	28,532	6,216	37,162	2,632	61	214	85	399	17
Cardamoms - "	1,132	230	1,930	2,488	888	73	17	132	174	92
Cloves - "	1,044,154	718,398	1,198,950	474,551	2,165,901	19,529	13,128	27,682	9,167	53,227
Ginger - "	308	212,977	70,336	14,770	5,740	4	2,917	914	238	56
Nutmegs - "	23,205	41,583	38,232	27,159	26,828	512	911	868	652	654
Pepper - "	43,108	34,951	11,851	7,088	12,887	740	502	207	134	289
Other sorts - "	27,050	6,810	3,490	3,794	15,330	532	307	137	179	390
Total Spices - "	1,145,229	1,043,531	1,330,905	567,012	2,230,206	21,451	17,996	30,025	10,943	54,725
Stationery (excluding Paper) - Stone and Marble - Cwt.	—	—	—	—	—	8,440	9,564	9,044	9,083	8,778
	225	178	295	262	246	236	263	310	297	200
Sugar:										
16 Dutch standard and above - "	165,854	320,285	1,776,471	195,943	185,222	110,384	216,071	1,154,603	141,632	134,058
15 Dutch standard and below* - "	—	—	—	3,637	8,384	—	—	—	1,753	4,212
Confectionery* - "	—	—	—	580	555	—	—	—	1,267	1,174
Total Sugar - "	165,854	320,285	1,776,471	200,160	194,161	110,384	216,071	1,154,603	144,652	139,444

* Separately recorded from April 1912.

† Includes Confectionery prior to 1912-13.

Total Exports of Articles of Foreign Merchandise (Re-Exports)—continued.

ARTICLES.	QUANTITIES.					VALUE.				
	1909-10.	1910-11.	1911-12.	1912-13.	1913-14.	1909-10.	1910-11.	1911-12.	1912-13.	1913-14.
Tea										
Black - - - - Lb.	463,190	657,438	428,993	555,320	459,917	£ 22,673	£ 29,576	£ 17,483	£ 25,498	£ 21,701
Green - - - - "	24,188	9,868	12,309	5,452	3,802	1,408	452	561	302	225
Total Tea - - - "	487,378	667,306	441,302	560,772	463,719	24,081	30,028	18,044	25,800	21,926
Textiles:										
Cotton:										
Raw - - - - Cwt.	195	0	839	20	201	922	0	2,157	39	506
Twist and Yarn - - Lb.	1,084,118	969,390	830,839	781,745	962,365	59,990	55,900	48,382	46,750	57,414
Manufactures:										
Canvas - - - - Yds.	10,507	8,502	9,249	10,591	1,864	452	269	497	257	65
Handkerchiefs and Shawls in the piece - No.	636,778	504,255	668,125	491,569	753,699	12,906	6,050	9,008	8,001	10,839
Hosiery - - - - "						10,054	19,747	19,008	20,706	24,050
Lace and Patent Net - Yds.	35,396	87,394	40,346	36,539	21,840	685	1,031	737	471	240
Piece goods:										
Grey (unbleached) - Yds.	4,619,546	5,539,320	4,089,038	4,982,460	4,584,399	53,309	62,777	48,377	60,805	54,710
White (bleached) - "	8,088,473	10,189,517	10,282,949	9,494,825	8,817,830	90,959	120,805	129,568	110,742	110,301
Coloured, printed, or dyed - - - - "	39,073,125	52,390,640	61,164,337	52,735,576	49,617,707	569,181	788,227	950,028	823,068	761,690
Fents of all descriptions* - - - - "	—	—	—	96,409	66,331	—	—	—	916	517
Total Piece-goods - - - - "	51,781,144	68,119,377	75,516,324	67,309,270	62,086,267	713,449	971,809	1,128,873	1,004,526	927,218
Rope* - - - - Lb.	—	—	—	448	3,146	—	—	—	15	78
Thread, sewing - - - - "	90,285	136,689	128,457	125,340	104,789	7,354	11,951	11,408	10,045	8,242
Other sorts of manufacture - - - - "	96,098	104,665	149,789	214,586	464,548	3,613	4,206	5,049	7,102	12,412
Total Cotton Manufactures (including twist and yarn) - - - - }	—	—	—	—	—	808,503	1,070,972	1,223,787	1,006,478	1,040,071
Flax:										
Manufactures:										
Canvas - - - - Yds.	17,992	10,188	5,527	19,271	27,793	1,005	520	823	702	2,333
Piece goods - - - - "	6,325	18,277	8,372	1,021	0	274	317	195	52	0
Other sorts (including bags and sacks) - Lb.	13,341	15,343	55,046	88,756	46,845	991	1,166	4,024	3,279	4,009
Total Flax Manufactures - - - - }	—	—	—	—	—	2,270	2,008	4,542	4,038	6,432
Haberdashery and Millinery* - - - - }	—	—	—	—	—	—	—	—	73,085	89,850
Hemp Manufactures (excluding cordage) - - - - }	—	—	—	—	—	259	336	343	369	346
Jute Manufactures - - - - }	—	—	—	—	—	115	271	84	718	304
Silk:										
Raw - - - - Lb.	72,617	70,280	17,014	56,155	21,371	12,078	7,851	5,920	8,850	6,875
Silk yarn, noils and warps* - - - - "	—	—	—	4,726	7,064	—	—	—	1,021	1,879
Manufactures:										
Goods of Silk mixed with other materials - Yds.	30,410	20,125	27,951	65,437	143,984	1,454	1,657	2,184	3,758	7,110
Silk Piece goods - - - - Yds.	566,936	654,508	754,047	896,831	1,009,529	28,075	34,442	42,257	49,815	57,705
Thread for sewing - Lb.	24	131	45	0	527	8	25	27	0	112
Other sorts - - - - "	1,348	3,551	8,775	709	780	324	1,042	914	294	158
Total Silk Manufactures (including Yarns) - - - - }	—	—	—	—	—	29,861	37,166	45,882	54,888	67,024
Wool:										
Raw - - - - Lb.	5,154,040	5,754,632	7,746,560	19,997,834	10,245,538	192,016	196,542	240,073	447,958	330,510
Manufactures:										
Piece goods - - - - Yds.	209,877	252,050	363,611	335,453	290,195	16,163	17,020	24,487	21,171	18,137
Shawls - - - - No.	2,235	3,306	4,743	8,310	3,871	237	585	555	1,226	482
Other sorts - - - - Lb.	64,113	108,547	86,865	53,757	73,262	6,249	7,805	9,480	6,828	8,252
Total Woollen Manufactures - - - - }	—	—	—	—	—	22,649	25,500	34,502	29,225	26,871
Total Textile Raw Materials - - - - }	—	—	—	—	—	205,016	204,383	257,759	456,347	337,891
Total Yarns and Textile Fabrics - - - - }	—	—	—	—	—	863,657	1,136,248	1,908,640	1,261,381	1,230,986
Tobacco:										
Unmanufactured - - Lb.	0	39,966	68	42,253	9,200	0	1,142	21	2,174	820
Manufactured - - - - "	24,484	209,164	7,583	19,438	23,087	1,964	20,713	1,314	2,069	2,424
Total Tobacco - - - - "	24,484	249,130	7,651	61,791	32,287	1,964	21,855	1,335	4,243	3,244
Toys and Requisites for Games and Sports (including Fishing Tackle) other than Firearms - - - - }	—	—	—	—	—	3,684	4,915	7,126	5,152	5,723
Umbrellas, including Parasols and Sunshades - - - - No.	84,990	127,857	151,420	205,087	240,065	6,521	10,282	11,821	15,259	17,128
Wax of all kinds (excluding Candles) - - - - Cwt.	15	1	59	38	55	63	5	248	200	306

* Separately recorded from April 1912.

Total Exports of Articles of Foreign Merchandise (Re-Exports)—concluded.

ARTICLES.	QUANTITIES.					VALUE.				
	1909-10.	1910-11.	1911-12.	1912-13.	1913-14.	1909-10.	1910-11.	1911-12.	1912-13.	1913-14.
Wood and Timber:						£	£	£	£	£
Timber other than Railway Sleepers:										
Teak - Cub. Tons	88	138	246	87	77	745	1,385	2,967	704	794
Other Timber	515	404	645	268	338	2,192	2,454	3,454	1,649	2,333
Wood, ornamental	—	—	—	—	—	50	37	1,965	33	619
Manufactures of Wood, other than Furniture and Cabinet-ware	—	—	—	—	—	8,157	14,034	6,041	18,231	23,372
Total Wood and Timber	—	—	—	—	—	11,144	17,910	13,327	20,611	27,108
Articles (not specified) re-exported by Post	—	—	—	—	—	148,650	138,568	67,642	86,414	100,045
All other Articles of Merchandise:										
Unmanufactured	—	—	—	—	—	1,054	1,490	2,232	1,908	3,805
Manufactured	—	—	—	—	—	5,785	10,416	8,210	11,738	6,945
GRAND TOTAL	—	—	—	—	—	2,259,090	2,840,700	4,018,100	3,160,044	3,118,219

No. 10.

TOTAL EXPORTS OF ARTICLES OF INDIAN PRODUCE AND MANUFACTURE.

Animals, Living:										
Cattle* - No.	—	—	—	30,188	29,909	—	—	—	104,744	123,900
Horses - " "	218	384	320	191	199	4,600	5,851	5,263	3,943	3,658
Sheep and Goats* - " "	—	—	—	189,290	201,002	—	—	—	97,199	104,854
Other kinds - " "	417,319	466,078	527,986	324,919	216,978	125,311	148,886	177,524	16,314	12,675
Total Animals, Living	417,537	466,462	527,706	544,588	448,088	129,911	154,737	182,787	222,200	245,087
Apparel (including Drapery, Uniforms, Accoutrements, but excluding Hosiery and Boots and Shoes)	—	—	—	—	—	86,609	104,882	115,928	106,399	100,760
Arms, Ammunition, and Military Stores	—	—	—	—	—	24	14	66	7	15
Art. Works of	—	—	—	—	—	7,548	10,063	9,467	9,348	12,136
Books, Printed, and Printed Matter (not being Stationery), including maps and charts - Cwt.	6,063	5,923	6,720	7,412	8,056	31,319	32,151	33,056	36,790	38,396
Boots and Shoes - Pairs	109,488	114,369	88,147	78,021	51,987	23,184	22,643	15,286	8,334	5,820
Bristles and Fibre for Brushes and Brooms† - Cwt.	97,925	33,949	—	—	—	154,569	53,616	—	—	—
Bristles‡	—	1,815	3,739	4,242	4,093	—	36,847	92,499	110,591	92,948
Building and Engineering Materials, other than of Iron, Steel, or Wood:										
Bricks§ - No.	3,471,841	4,399,703	4,194,671	593,108	43,920	8,778	10,759	10,167	1,122	178
Chalk and Lime - Cwt.	12,317	52,691	38,562	21,670	35,667	1,212	3,799	2,721	1,463	2,478
Pipes of Earthenware - No.	4,400	2,736	7,901	14,089	23,472	1,119	673	1,840	3,545	5,256
Tiles* - No.	—	—	—	4,531,790	3,883,488	—	—	—	11,714	10,511
Other kinds - Cwt.	25,813	171,951	30,167	61,350	78,298	1,377	5,824	3,214	7,401	10,206
Total Building and Engineering Materials	—	—	—	—	—	12,486	21,055	17,942	25,245	28,524
Candles of all kinds - Lb.	4,732,643	5,414,675	5,645,783	6,157,202	8,395,078	88,024	102,889	105,844	115,964	157,890
Canes and Rattans - Cwt.	1,494	2,110	2,012	2,952	6,362	1,338	2,006	2,129	2,181	3,160
Carriages and Carts (excluding Railway Carriages) and parts thereof:										
Carriages and Carts* - No.	—	—	—	77	63	—	—	—	1,612	1,686
Parts of Carriages and Carts*	—	—	—	—	—	—	—	—	1,121	429
Total Carriages and Carts	—	—	—	—	—	2,592	2,357	3,024	2,733	2,115
Chemicals and Chemical preparations (excluding Chemical Manures and Medicines):										
Alum - Cwt.	104	32	34	25	65	81	21	18	18	25
Arsenic - " "	199	74	162	209	86	309	112	328	338	163
Potassium Compounds: Saltpetre - " "	358,232	827,657	274,562	296,770	268,070	260,936	248,154	214,399	287,251	205,598
Other sorts* - " "	—	—	—	200	0	—	—	100	—	0
Soda Compounds: Borax - " "	5,976	5,232	3,326	4,770	4,270	7,479	6,086	3,527	7,457	5,131
Other sorts of Chemicals - " "	—	—	—	—	—	6,445	7,347	9,266	10,784	8,132
Total Chemicals	—	—	—	—	—	275,250	261,720	227,538	255,948	219,049
Coal, Coke, and Patent Fuel:										
Coal - Tons	756,904	889,073	872,603	879,739	721,756	445,657	511,927	512,753	587,684	459,782
Coke - " "	1,834	1,523	1,384	1,500	1,835	1,933	1,461	1,208	1,582	1,662
Total Coal, Coke, and Patent Fuel	758,828	890,601	873,987	881,239	723,641	447,590	513,388	513,956	589,266	461,424
Coffee - Cwt.	232,645	272,249	241,085	266,978	259,900	730,936	887,742	897,450	1,048,503	1,024,402
Coir:										
Unmanufactured - " "	13,162	12,386	11,285	9,327	14,812	9,458	8,541	7,603	6,532	11,449
Manufactured (excluding rope) - " "	677,309	641,826	748,359	724,317	772,262	485,786	463,623	583,967	550,486	592,741
Coral - Lb.	25	365	1,288	62	418	2	7	87	80	23

* Separately recorded from April 1912.
† From August 1910 "Bristles and Fibre for Brushes and Brooms" are shown under the separate headings of "Bristles" and "Fibre or Brushes and Brooms."
‡ Separately recorded from August 1910.
§ Includes "Tiles" prior to 1912-13.

Total Exports of Articles of Indian Produce and Manufacture—continued.

ARTICLES.	QUANTITIES.					VALUE.				
	1909-10.	1910-11.	1911-12.	1912-13.	1913-14.	1909-10.	1910-11.	1911-12.	1912-13.	1913-14.
Cordage and rope of vegetable fibre (excluding Jute and Cotton) - Cwt.	49,158	45,169	50,948	57,818	60,420	₹ 49,722	₹ 46,411	₹ 53,048	₹ 61,562	₹ 70,189
Drugs and Medicines (excluding Chemicals and Narcotics):										
Aloes - "	142	195	367	229	62	241	319	551	394	118
Asafetida - "	23	147	107	87	52	70	968	659	334	210
Camphor - Lb.	0	457	461	237	50	0	42	48	24	5
Cinchona Bark - Cwt.	389,200	371,280	410,032	659,285	605,102	5,786	5,182	5,237	9,112	8,289
Galangal - Cwt.	1,189	1,003	1,179	1,233	1,088	825	800	976	1,108	972
Nux Vomica (Strychnia)* - "	—	—	—	41,518	46,149	—	—	—	14,408	17,366
Senna* - "	—	—	—	39,566	26,450	—	—	—	36,774	26,425
Other sorts of Drugs and Medicines - "	—	—	—	—	—	94,437	149,166	112,872	62,694	84,708
Total Drugs and Medicines - }	—	—	—	—	—	101,359	156,477	120,343	124,943	138,093
Dyeing and Tanning Substances:										
Cutch and Gambier - Cwt.	40,799	91,047	81,007	68,751	59,859	45,114	111,441	86,533	71,099	62,102
Indigo - "	18,061	16,939	19,155	11,357	10,939	234,544	223,529	250,535	146,755	141,938
Myrobalans - "	1,467,104	1,658,895	1,233,661	1,397,755	1,236,394	400,028	465,007	333,520	414,280	379,626
Safflower - "	1,850	4,135	4,288	4,250	3,983	3,020	6,174	6,044	4,278	3,966
Turmeric - "	79,934	71,847	92,307	98,848	115,027	53,368	57,352	84,959	86,370	87,450
Other sorts - "	36,320	32,460	33,243	32,693	42,117	14,443	12,031	12,139	14,070	18,334
Total Dyeing and Tanning Substances - }	1,644,068	1,875,323	1,463,661	1,614,149	1,467,319	750,517	875,624	778,790	730,847	603,526
Earthenware and Porcelain (excluding Pipes of Earthenware)						₹ 111	2,761	2,619	2,231	2,258
Feathers - Lb.	15,473	19,458	16,300	20,874	23,640	143	220	118	156	252
Fibre for Brushes and Broomst - Cwt.	—	64,174	90,155	87,039	80,440	—	67,974	95,558	93,648	80,097
Fireworks - "	—	—	—	—	—	11	11	3	0	18
Fish (excluding Canned Fish):										
Fish, dry, unsalted - Cwt.	41,376	53,938	65,146	43,011	54,932	24,763	36,578	40,294	29,290	40,432
" salted - "	159,491	195,727	193,355	191,136	184,660	117,153	145,490	147,708	147,806	141,154
Fishmaws and Shark-fins - "	11,261	11,306	8,684	8,317	9,394	90,580	95,209	75,894	78,437	77,583
Fish, wet, salted (ngapi) - "	278	868	1,362	1,035	3,416	132	342	927	542	2,365
Total Fish - "	212,406	266,839	268,997	243,499	252,402	232,628	377,619	264,818	250,685	261,584
Fodder, Bran, and Pollards, (excluding Oilcake):										
Bran and Pollards† - Tons	180,411	188,939	233,237	223,971	221,994	444,385	454,040	629,428	699,015	478,780
Other sorts - Cwt.	192,652	195,454	419,168	223,527	154,050	53,321	46,431	90,792	57,049	37,289
Total Fodder, Bran, and Pollards - }	—	—	—	—	—	497,706	500,480	720,220	756,064	516,069
Fruits and Vegetables:										
Fresh Fruits and Vegetables:										
Fresh Fruits: - No.	297,108	593,021	464,165	531,634	344,111	1,044	1,780	1,404	1,858	1,517
Coconuts - "	—	—	—	—	—	2,285	3,386	3,816	4,435	5,249
Other sorts - "	—	—	—	—	—	124,820	146,214	154,908	181,550	192,766
Fresh Vegetables, of all kinds - Cwt.	178,869	225,385	266,732	216,780	233,734	99,521	126,854	157,210	130,733	213,130
Fruits and Vegetables, dried, salted, or preserved - Cwt.	—	—	—	—	—	227,670	278,234	317,238	316,626	412,702
Furniture and Cabinet-ware - Glass and Glass-ware - }	—	—	—	—	—	23,148	24,605	36,856	31,078	23,310
Grain, Pulse, and Flour:										
Barley - Cwt.	443,885	266,914	5,848,560	12,303,532	3,808,006	122,590	68,934	1,497,835	3,705,451	1,043,709
Gram - "	1,069,936	909,012	6,994,340	2,893,384	1,391,934	306,639	231,575	1,531,759	794,120	415,104
Jawar and Bajra - "	826,349	519,054	446,158	697,829	1,685,984	206,631	124,377	127,563	218,514	576,164
Maize* - "	—	—	—	530,618	57,613	—	—	—	136,861	13,000
Oats - "	16,007	5,096	15,682	19,245	9,394	4,748	1,611	4,340	6,272	3,391
Pulse - "	1,523,997	2,485,654	5,518,185	4,061,200	2,292,565	476,129	674,520	1,346,231	1,118,910	711,009
Rice - "	809,910	693,394	1,105,268	933,585	609,727	159,234	141,050	242,800	225,105	138,035
Rice in the husk - "	38,395,103	47,302,337	51,372,159	54,324,402	48,397,253	12,002,429	15,346,635	10,124,031	21,478,705	17,509,532
" not in the husk - "	—	—	—	3,126	3,188	—	—	—	1,451	1,405
Rice-flour - "	3,722	5,859	2,788	3,126	24,044,105	8,472,726	8,638,820	8,898,972	11,795,816	8,755,571
Wheat - "	21,011,484	25,323,017	27,223,324	33,203,742	1,588,245	395,377	420,078	530,850	717,795	834,068
Wheat-flour - "	701,082	805,037	1,030,915	1,370,401	1,588,245	395,377	420,078	530,850	717,795	834,068
Other sorts - "	1,046,555	323,676	2,902,225	5,475	6,653	236,298	65,842	700,815	1,989	2,132
Total Grain, Pulse, and Flour - }	65,858,030	78,640,050	102,400,104	110,296,839	83,894,567	22,285,025	25,716,844	34,306,361	40,201,109	30,094,279
Gums and Resins:										
Arabic - Cwt.	35,125	45,784	47,681	34,437	44,691	33,358	57,845	68,829	50,782	62,485
Benjamin - "	41	91	95	118	233	96	155	211	237	503
Olibanum or frankincense - "	0	225	84	785	778	0	345	81	1,078	1,339
Rosin - "	165	29	82	56	77	90	19	85	46	90
Other sorts - "	861	1,070	1,143	1,239	1,289	901	1,030	1,118	2,376	1,663
Total Gums and Resins - }	36,192	47,199	49,099	36,785	47,073	39,445	59,394	70,324	54,519	66,080

* Separately recorded from April 1912.

† Separately recorded from August 1910.

‡ Figures prior to 1912-13 represent Rice Bran only.

Total Exports of Articles of Indian Produce and Manufacture—continued.

ARTICLES.	QUANTITIES.					VALUE.				
	1909-10.	1910-11.	1911-12.	1912-13.	1913-14.	1909-10.	1910-11.	1911-12.	1912-13.	1913-14.
Hardware and Cutlery (including plated ware) -	—	—	—	—	—	£ 28,861	£ 28,862	£ 35,019	£ 40,307	£ 46,764
Hides and Skins, Raw:										
Hides:										
Buffalo* - { = Cwt. } - { = No. } Cow* - { = Cwt. } - { = No. } Calf Skins* - { = Cwt. } - { = No. } Other Hides* - { = Cwt. } - { = No. }	—	—	—	345,087 2,055,678 831,200 10,277,990 29,640 1,099,200 3,172 18,045	345,864 1,967,018 743,037 8,967,518 26,116 809,550 730 5,200	—	—	—	1,266,071 3,969,754 126,652 9,930	1,469,113 3,937,007 122,039 2,479
Total Hides, Raw { = Cwt. } - { = No. }	837,208 10,042,478	852,066 10,073,384	944,917 10,906,002	1,209,049 13,450,913	1,115,747 11,749,286	3,417,740	3,597,835	3,965,302	5,372,407	5,530,638
Skins:										
Goat Skins - { = Cwt. } - { = No. } Sheep Skins - { = Cwt. } - { = No. } Other Skins - { = Cwt. } - { = No. }	579,133 26,409,948 16,476 1,065,946 20,723 810,133	508,953 20,829,912 23,496 1,700,634 17,433 794,459	481,307 20,362,934 23,390 2,083,307 23,609 1,078,343	520,954 21,716,596 31,668 2,297,499 2,649 131,532	453,356 19,690,953 33,067 2,373,122 140 5,796	2,835,185 78,847 107,375	2,221,104 95,987 81,205	2,062,156 126,821 101,439	2,278,616 155,285 13,675	2,085,132 173,999 1,113
Total Skins, Raw { = Cwt. } - { = No. }	616,332 28,286,027	549,882 23,325,005	533,246 23,524,584	555,271 24,145,977	486,563 22,069,876	3,016,407	2,396,296	2,310,416	2,447,576	2,260,244
Total Hides and Skins, Raw (excluding cuttings of hides and skins, raw) = Cwt. = No.	1,453,540 38,328,505	1,401,948 33,398,389	1,478,163 34,430,586	1,764,320 37,596,890	1,602,310 33,819,162	6,434,147	5,996,131	6,295,718	7,819,983	7,790,882
Cuttings of Hides and Skins, Raw* - Cwt.	—	—	—	92,859	29,488	—	—	—	25,501	24,394
Total Hides and Skins, Raw - " =	1,453,540	1,401,948	1,478,163	1,797,179	1,631,798	6,434,147	5,996,131	6,295,718	7,845,484	7,815,276
Horns, Tips and Pieces of Horn and Hornmeal Cwt.	88,876	84,874	85,147	100,757	79,819	129,226	156,836	144,206	164,140	106,013
Instruments, Apparatus, and Appliances, and parts thereof:										
Musical - - - - -	—	—	—	—	—	903	2,311	4,334	4,816	3,750
Other kinds - - - - -	—	—	—	—	—	790	750	2,132	421	583
Total Instruments - - - - -	—	—	—	—	—	1,693	3,061	6,466	5,237	4,333
Ivory:										
Unmanufactured - - - - - Lb.	4,896	2,217	2,391	3,652	7,813	1,895	1,033	635	1,559	3,946
Manufactured - - - - -	—	—	—	—	—	304	136	118	55	652
Total Ivory - - - - -	—	—	—	—	—	2,199	1,169	753	1,614	4,598
Jade-stone - - - - - Cwt.	3,567	2,737	994	1,754	2,864	71,491	57,997	19,097	15,370	26,637
Jewellery (excluding Imitation Jewellery and Precious Stones and Pearls, unset), also Plate of Gold and Silver:										
Jewellery - - - - -	—	—	—	—	—	16,551	3,564	95,444	2,475	8,129
Plate of Gold and Silver - - - - -	—	—	—	—	—	6,970	5,116	5,643	7,877	5,751
Total Jewellery - - - - -	—	—	—	—	—	23,521	8,680	101,087	10,352	13,880
Lac:										
Button - - - - - Cwt.	49,455	31,278	29,684	41,493	21,865	169,351	105,814	103,821	145,741	87,140
Seed - - - - - " "	1,262	5,376	9,673	15,332	17,097	4,293	20,448	30,751	46,332	58,975
Shell - - - - - " "	461,056	357,940	351,175	336,176	275,357	1,642,843	1,286,151	1,187,414	1,173,750	1,131,876
Stick - - - - - " "	6,208	1,246	1,596	16,628	1,196	11,595	2,893	4,146	25,603	3,449
Other kinds (except Lac dye) - - - - -	36,815	25,788	35,878	18,529	23,646	19,700	13,266	16,562	12,455	29,095
Total Lac - - - - -	554,796	421,626	428,006	428,163	839,161	1,847,782	1,428,572	1,342,694	1,408,981	1,310,535
Lacquered Ware - - - - -	—	—	—	—	—	506	226	403	497	102
Leather:										
Hides, tanned or dressed:										
Buffalo Hides* - { = Cwt. } - { = No. } Cow Hides* - { = Cwt. } - { = No. } Other Hides* - { = Cwt. } - { = No. }	—	—	—	17,004 168,119 215,429 2,936,440 830 40,808	15,545 160,604 158,333 2,006,857 100 2,896	—	—	—	78,612 1,278,000 6,666	75,127 982,654 794
Total Hides, tanned or dressed - { = Cwt. } - { = No. }	179,316 2,472,913	151,329 1,742,612	176,359 2,342,487	283,263 3,145,367	174,028 2,170,357	982,491	949,831	988,665	1,363,278	1,058,575

* Separately recorded from April 1912.

Total Exports of Articles of Indian Produce and Manufacture—continued.

ARTICLES.	QUANTITIES.					VALUE.				
	1909-10.	1910-11.	1911-12.	1912-13.	1913-14.	1909-10.	1910-11.	1911-12.	1912-13.	1913-14.
Leather—continued.										
Skins, tanned or dressed:										
Goat Skins - { = Cwt. 64,857 75,572 83,665 61,741 74,126 } { = No. 6,882,732 8,380,804 9,253,034 6,996,694 8,575,249 }						£	£	£	£	£
Sheep Skins - { = Cwt. 62,582 62,792 62,081 60,355 49,652 } { = No. 9,170,198 9,422,400 9,635,879 9,701,682 8,119,205 }						777,762	785,100	785,715	776,893	639,000
Other Skins - { = Cwt. 4,406 4,036 7,580 8,311 6,815 } { = No. 234,139 230,807 497,205 505,421 437,916 }						25,655	25,906	46,618	56,257	45,824
Total Skins, dressed or tanned - { = Cwt. 181,945 142,400 153,326 130,407 130,598 } { = No. 16,287,069 18,034,011 19,386,118 17,203,797 17,132,370 }						1,683,244	1,877,738	2,001,271	1,705,055	1,758,501
Total Hides and Skins, tanned or dressed - { = Cwt. 310,661 299,729 329,985 363,670 304,621 } { = No. 18,759,982 19,776,623 21,723,605 20,349,164 19,302,727 }						2,645,735	2,727,069	2,969,936	3,063,333	2,817,166
Unwrought Manufactures (excluding Boots and Shoes):										
Saddlery and Harness - Cwt. 653 513 727 776 1,189						0,865	7,744	8,181	9,007	12,487
Other sorts - " - " - " - "						1,224 1,402	5,474 1,927	1,418 6,588	1,022 2,546	1,100 2,708
Total Leather - " - " - " - "						2,655,236	2,742,214	3,006,123	3,082,408	2,833,461
Liquors (mainly Spirit) - Gals. 184 217,533 94,402 125,090 35,960						43	8,517	4,282	5,730	1,722
Machinery and Millwork - " - " - " - " - "						690	1,860	3,185	771	1,271
Manures:										
Bones - Tons 85,384 83,632 88,963 110,221 105,413						360,110	361,694	410,623	525,739	522,233
Fish Manure and Guano - " 11,251 16,609 18,623 21,408 16,284						32,833	53,118	62,150	69,414	64,044
Other kinds - " 3,207 3,852 4,308 8,338 5,736						24,776	27,000	30,029	50,890	43,593
Total Manures - " 99,842 104,143 111,892 139,967 127,433						417,719	441,812	503,402	646,043	629,870
Mats and Matting (except Coir and Rubber) - Sq. Yds. 476,203 397,620 378,849 370,986 572,978						2,610	2,440	2,724	3,121	2,232
Metals and Ores:										
Brass, Bronze, and similar Amalgams (mainly Wrought) - Cwt. 1,975 2,440 3,015 3,071 2,534						13,323	15,202	20,303	20,550	15,188
Chromite (Chrome Iron Ore) - Tons 4,356 2,149 3,470 3,657 3,508						12,852	7,004	8,441	10,258	9,205
Copper: Ore - " 10 25 580 438 591						24	50	4,657	4,061	4,753
Old, for re-manufacture Unwrought - Cwt. 0 0 6 531 89						0 0	0 0	22 0	1,526 0	240 1,167
Wrought, (Sheets and other Manufactures) - " 1,835 2,410 5,119 3,580 3,564						9,068	12,424	24,930	19,466	21,242
Total Copper (excluding Ore) - " 1,835 2,410 5,125 4,111 4,825						9,068	12,424	24,952	20,902	22,655
Iron or Steel:										
Ore - Tons 2 0 0 14 1,990						10	0	2	48	2,038
Pig - " 3,155 6,809 18,601 92,614 82,592						10,538	22,702	60,566	313,792	282,418
Manufactures:										
Anchors and Cables - " 72 92 125 111 100						880	1,255	1,614	1,457	1,463
Angle, Bolt, and Rod - " 0 2 5 0 0						6	36	72	0	2
Bars and Channel - " 25 32 42 97 124						241	230	376	802	978
Hoops and Strips - " 2 3 6 2 3						19	5	55	14	23
Nails, Screws, Rivets, and Washers - " 203 222 279 291 319						3,217	3,615	4,521	5,252	5,477
Old for re-manufacture - " 10,300 5,332 4,917 10,255 1,435						17,702	7,935	8,309	16,447	3,787
Pipes and Tubes* - " 48 - - - -						434	-	-	-	-
Pipes and Fittings, cast† - " - 148 26 17 29						-	1,180	179	144	366
Sheets and Plates (including galvanised and tinned plates) - " 38 5 23 20 34						144	82	248	271	258
Other manufactures of iron or steel - " 126 219 264 803 219						2,033	3,536	4,154	7,331	4,160
Total Iron or Steel (excluding Ore) - " 13,969 12,864 24,288 104,210 84,855						35,223	40,687	80,184	346,100	296,932
Lead:										
Pig - Cwt. 137,910 265,430 203,552 146,223 68,639						92,007	180,736	100,440	124,267	58,658
Other sorts - " 196 111 233 4,971 1,223						51	108	134	667	651
Total Lead - " 138,106 265,541 203,785 151,199 69,862						92,058	180,844	100,574	124,934	59,309
Manganese Ore - Tons 500,344 572,979 536,077 708,061 718,049						527,357	612,653	576,692	762,608	808,763

* After 1909-10, see "Pipes and Fittings, Cast."

† Separately recorded from April 1910.

Total Exports of Articles of Indian Produce and Manufacture—continued.

ARTICLES.	QUANTITIES.					VALUE.				
	1909-10.	1910-11.	1911-12.	1912-13.	1913-14.	1909-10.	1910-11.	1911-12.	1912-13.	1913-14.
Metals—continued.										
Tin:						£	£	£	£	£
Ore - - - Tons	115	120	134	214	210	9,362	10,269	13,198	20,927	24,373
Unwrought (blocks, ingots, bars, and slabs) - - - Cwt.	33	33	15	254	12	224	251	147	84	115
Wrought (including plates or sheets, not being tinned iron) - - "	5	0	0	0	923	4	0	0	0	169
Total Tin (excluding Ore) - - }	38	33	15	254	940	228	251	147	84	284
Zinc or Spelter, all sorts - - - "	0	2,001	222	2,402	153,204	0	690	96	602	31,796
Metals, Unenumerated - - "	1,886	10,500	33,985	806	580	8,938	45,841	130,335	5,450	4,123
Ores, Unenumerated* - Tons	—	—	—	1,766	1,937	—	—	—	161,954	181,575
Total Metals and Ores - - }	525,988	602,283	576,856	826,672	822,827	708,443	934,915	1,049,581	1,478,667	1,462,994
Mica - - - Cwt.	33,963	42,593	48,871	66,574	53,891	154,978	188,983	207,778	341,349	302,564
Oils:										
Animal - - - Gals.	40,861	74,126	129,429	68,785	368,388	2,132	3,580	5,430	3,209	14,708
Essential:										
Lemongrass Oil* - - "	27,987	34,594	41,964	—	—	43,562	64,007	82,599	—	—
Other sorts* - - "	—	—	—	32,262	47,522	—	—	—	47,416	67,955
Mineral:										
Kerosene - - - "	797,957	401,187	480	420	8	26,495	13,331	21	14	0
Other sorts - - - "	3,853,248	2,183,417	14,819,189	21,497,464	22,308,692	33,116	18,153	92,929	137,532	142,732
Vegetable, non-Essential:										
Castor - - - "	1,003,047	1,203,007	1,404,403	954,495	1,007,001	80,537	112,697	131,221	90,285	92,504
Cocoanut - - - "	2,526,328	1,934,608	2,165,103	969,494	1,091,477	250,878	232,643	270,812	129,021	155,073
Cotton Seed* - - - "	—	—	—	2,324	2,507	—	—	—	318	347
Groundnut - - - "	91,955	160,167	179,736	227,053	288,190	9,039	16,585	18,958	23,137	30,013
Linseed - - - "	293,201	316,111	249,975	106,867	102,360	34,299	42,594	49,966	20,823	17,493
Mustard or Rape - - - "	306,212	363,306	364,228	414,217	407,178	29,881	40,108	43,707	51,554	48,624
Niger Seed - - - "	0	0	9	0	0	0	0	1	0	0
Sesamum (Til or Jinjili) - - "	241,475	189,269	166,847	149,651	208,053	25,781	23,374	20,746	20,355	28,699
Other sorts - - - "	34,369	71,053	74,442	43,439	135,321	3,221	5,467	6,595	3,942	12,900
Total Vegetable (non-essential) Oils - - }	4,496,587	4,237,521	4,604,743	2,867,540	3,242,087	433,636	473,468	542,006	339,435	385,653
Total Oils - - - "	9,216,640	6,930,845	19,589,805	24,489,692	25,991,315	538,941	572,539	722,985	571,945	657,085
Oilcakes:										
Castor Cake* - - - Cwt.	—	—	—	140,179	98,041	—	—	—	26,438	19,385
Cocoanut Cake (Punac)* - - "	—	—	—	128,074	84,166	—	—	—	41,463	25,965
Cotton Cake* - - - "	—	—	—	140,120	208,575	—	—	—	35,778	48,157
Groundnut Cake* - - - "	—	—	—	1,247,925	1,240,533	—	—	—	265,385	261,971
Linseed, Rape, and Sesamum Cake* - - - "	—	—	—	1,439,991	1,789,777	—	—	—	422,285	542,837
Other.* - - - "	—	—	—	139,414	85,180	—	—	—	30,038	20,934
Total Oilcakes - - - "	2,215,121	2,294,856	2,764,438	3,235,703	3,506,272	553,366	559,594	690,920	821,387	920,249
Oil-Cloth and Floor-Cloth - - - Sq. Yds.	3,996	14,029	6,042	8,485	12,142	322	856	518	654	879
Opium - - - { Chests = Cwt.	56,192	43,921	38,189	31,374	11,906	6,209,105	8,509,316	8,726,060	7,481,088	2,280,031
	79,659	63,030	52,945	43,505	16,858					
Paints and Painter's Materials:										
Paints and Colours:										
Graphite - - - Cwt.	42,805	34,784	29,015	36,381	10	19,998	16,234	13,535	16,628	5
Other sorts - - - "	11,623	8,266	6,895	9,827	970	4,278	4,375	4,803	5,665	2,264
Painters' Materials - - - "	—	—	—	—	—	20	11	159	90	11
Total Paints and Colours - - - }	—	—	—	—	—	24,296	20,620	18,497	22,383	2,280
Paper and Pasteboard - - -										
Paper-making materials Cwt.	6,323	4,394	763	842	928	500	133	206	203	161
Paraffin Wax - - - "	173,211	241,505	236,284	268,310	303,153	1,084	629	240	254	375
Perfumery (not being perfumed Spirite) - - - "	—	—	—	—	—	266,820	368,008	349,334	400,198	448,736
Plants, living, including Bulbs - - - - -	—	—	—	—	—	14,257	18,187	19,270	14,121	8,520
Precious Stones and Pearls, unset - - - - -	—	—	—	—	—	4,426	4,235	4,473	2,484	2,519
Printing and Lithographing materials (excluding Paper) - - -	—	—	—	—	—	2,717	3,302	3,439	3,081	3,590
	—	—	—	—	—	1,002	1,274	565	184	270
Provisions and Oilman's Stores:										
Biche de mer - - - Lb.	27,352	30,026	40,706	22,599	40,302	553	394	380	172	310
Butter - - - - - "	383,055	468,310	493,377	589,762	702,318	19,192	23,722	25,264	31,144	38,986
Cheese - - - - - "	4,498	3,796	7,301	4,540	3,004	183	145	248	200	126
Ghi - - - - - "	4,940,916	5,284,127	5,173,676	5,188,314	5,568,809	165,543	186,280	192,319	205,633	232,945
Lard - - - - - "	36,278	16,425	36,272	26,933	30,344	720	333	733	543	617
Pickles, chutnies, and condiments† - - - Cwt.	—	25,199	30,585	29,273	29,392	—	49,244	55,633	53,837	52,638
Other sorts of provisions - - -	44,316	15,885	21,580	23,016	25,809	72,857	17,641	26,698	28,540	37,267
Total Provisions and Oilman's Stores - - }	—	—	—	—	—	259,048	277,759	301,275	320,069	362,939

* Separately recorded from April 1912.

† Separately recorded from April 1910.

Total Exports of Articles of Indian Produce and Manufacture—continued.

ARTICLES.	QUANTITIES.					VALUE.				
	1909-10.	1910-11.	1911-12.	1912-13.	1913-14.	1909-10.	1910-11.	1911-12.	1912-13.	1913-14.
Railway Plant and Rolling Stock	—	—	—	—	—	£ 5,076	£ 4,864	£ 6,100	£ 7,704	£ 10,337
Rubber, Raw - Cwt.	1,611	3,885	8,951	14,627	23,284	33,994	106,450	230,603	394,260	524,436
Manufactures - Tons	—	—	—	—	—	2,896	1,034	2,742	4,342	11,739
Salt	4,671	4,411	4,741	3,864	1,478	2,148	1,860	2,346	1,704	658
Seeds:										
Essential:										
Ajama - Cwt.	2,814	2,478	2,115	2,871	4,507	1,644	1,457	1,349	1,969	2,953
Ajwan - "	46,654	12,796	15,515	21,650	9,784	21,508	3,894	4,533	6,135	2,083
Aniseed - "	775	922	1,579	2,478	1,129	758	735	1,354	1,978	931
Assalia - "	364	494	559	295	505	239	333	408	266	418
Caraway - "	24	0	0	0	0	16	0	0	0	0
Coriander - "	68,887	83,379	89,688	84,587	95,533	41,048	72,005	58,694	35,477	39,009
Cummin (other than Black) - "	23,223	26,569	25,330	20,130	19,026	37,462	42,596	39,083	30,632	29,338
Cummin, Black - "	714	1,521	1,305	1,738	1,313	968	2,449	1,764	1,880	1,137
Fennel - "	8,343	14,124	23,398	23,507	15,256	5,587	10,881	18,428	18,367	11,348
Fenugreek - "	11,362	146,363	80,972	9,646	12,760	5,383	73,710	17,013	5,859	7,301
Sawa or Dil - "	10,838	18,540	8,486	1,920	2,090	5,045	8,712	4,026	1,294	1,430
Other sorts - "	11	70	163	810	147	12	64	113	331	193
Total Seeds, Essential	174,009	207,256	199,110	169,632	162,050	119,690	216,846	147,715	104,231	97,200
Non-Essential:										
Castor - "	1,900,769	2,148,033	2,403,372	2,212,611	2,697,754	840,494	1,099,976	1,178,462	1,092,177	1,336,640
Copra or coconut kernel - "	534,015	449,627	637,523	686,993	768,932	496,533	526,135	759,658	858,965	1,039,826
Cotton - "	5,649,817	5,980,226	4,078,110	2,611,275	5,686,533	1,354,531	1,530,173	1,012,752	685,127	1,416,743
Groundnuts - "	3,243,168	3,690,136	3,822,583	4,867,011	5,558,140	1,646,681	2,036,393	2,120,484	2,694,520	3,254,240
Linseed - "	4,677,197	7,411,035	10,440,462	7,089,788	8,277,467	2,616,867	5,593,492	8,643,277	5,318,333	4,457,098
Mowa or Mowra - "	784,037	415,662	795,126	265,861	665,979	311,421	207,357	392,350	142,913	363,034
Mustard - "	64,042	79,359	88,646	73,058	102,085	55,831	71,535	77,180	60,580	70,724
Niger - "	165,892	214,138	202,116	113,684	82,146	72,005	105,072	102,630	57,843	42,926
Poppy - "	853,140	861,800	698,367	468,053	379,619	539,424	595,536	497,455	370,799	310,589
Rape - "	6,629,313	6,593,047	4,709,539	4,356,589	4,980,100	3,122,161	3,104,236	2,341,384	2,403,453	2,851,711
Sesamum (Til or Jinjili) - "	2,983,630	3,246,530	1,896,391	1,557,171	2,244,019	1,772,768	2,185,539	1,850,861	1,215,783	1,790,841
Tea - "	3,313	5,149	8,910	13,338	7,847	24,823	40,266	79,045	110,188	55,002
Other sorts - "	18,362	30,375	37,275	26,360	10,317	7,494	12,432	16,810	11,378	3,496
Total Seeds Non-Essential	27,506,695	31,125,617	29,814,420	24,341,792	31,455,838	12,860,973	17,058,252	18,572,168	15,022,009	17,000,385
Other than Oilseeds* - "	—	—	—	25,252	34,937	—	—	—	13,596	10,365
Total Seeds - "	27,680,704	31,432,873	30,013,530	24,536,676	31,652,825	12,980,663	17,275,098	18,719,883	15,139,836	17,110,959
Shells and Cowries:										
Cowries - Cwt.	846	316	416	766	440	592	222	437	602	595
Shells (Chanks, Sankhli, large ornamental Shells, Cowras, Mother-of-pearl Shells and Oyster Shells) - "	5,224	5,419	4,366	4,297	6,237	13,023	15,481	15,115	16,966	22,865
Tortoise Shell (including Nakhla or Nakh) - Lb.	654	518	224	678	658	265	266	48	378	207
Total Shells and Cowries	—	—	—	—	—	13,880	15,969	15,600	18,006	23,607
Ships, parts of (including Launches and Boats) - Cwt.	571	237	498	362	432	503	1,248	1,565	2,546	5,527
Soap - Cwt.	—	—	—	—	—	658	177	370	318	290
Specimens illustrative of Natural Science - "	—	—	—	—	—	8,677	9,421	11,569	14,687	17,085
Spices:										
Betelnuts - Lb.	298,154	402,907	421,496	465,515	439,886	5,234	6,916	7,005	7,861	8,224
Cardamoms - "	405,994	358,920	302,552	266,371	373,401	30,503	30,459	27,088	37,765	49,994
Chillies - "	11,319,920	11,423,001	15,233,683	15,087,570	16,103,085	129,451	130,014	147,545	139,730	134,220
Cinnamon - "	27,645	23,724	39,920	39,650	38,170	582	657	895	1,018	1,015
Cloves - "	5,888	12,240	21,022	12,907	9,186	194	295	595	352	231
Ginger - "	7,340,992	7,850,141	7,726,647	9,950,630	9,214,471	107,464	140,244	136,148	158,425	122,661
Nutmegs - "	1,118	112	604	4,065	955	21	2	27	71	17
Pepper - "	11,985,015	12,797,524	14,455,456	12,569,644	13,379,984	196,694	228,685	297,034	271,948	289,048
Other sorts - "	133,817	163,263	180,696	262,747	177,884	2,173	2,345	3,037	4,696	3,099
Total Spices - "	31,513,543	33,042,832	38,382,078	38,659,729	40,237,002	472,316	539,617	610,374	621,875	609,404
Stationery (excluding Paper) - Cwt.	56,386	64,345	49,445	64,197	85,685	3,040	3,654	3,797	5,028	4,025
Stone and Marble - Cwt.	—	—	—	—	—	5,798	4,849	4,470	8,409	8,715
Sugar:										
Sugar, 16 Dutch Standard and above† - "	21,402	26,732	25,388	32,214	30,568	17,916	24,710	23,024	30,908	27,707
Sugar, 15 Dutch Standard and below - "	123,441	175,094	175,895	287,853	161,269	52,443	79,534	74,681	188,676	63,720
Confectionery* - "	—	—	—	83	98	—	—	—	196	222
Total Sugar - "	144,843	201,826	201,283	320,150	191,930	70,359	104,244	97,705	169,780	91,649
Tallow and Stearine (including Grease and Animal Fat) - "	9,784	6,154	7,736	5,068	9,933	12,551	9,009	12,105	8,574	17,389
Tea, black - Lb.	249,099,808	253,218,162	258,655,083	277,023,371	238,925,598	7,795,636	8,240,024	8,552,379	8,806,353	9,980,641
Tea, green - "	318,126	1,082,927	2,123,185	1,495,040	547,993	9,300	37,555	78,573	56,298	22,751
Total Tea - "	249,412,934	254,301,089	260,778,268	278,518,411	239,473,591	7,804,936	8,277,579	8,630,952	8,862,651	9,983,372

† Includes Confectionery prior to 1912-13.

* Separately recorded from April 1912.

Total Exports of Articles of Indian Produce and Manufacture—continued.

ARTICLES.	QUANTITIES.					VALUE.				
	1909-10.	1910-11.	1911-12.	1912-13.	1913-14.	1909-10.	1910-11.	1911-12.	1912-13.	1913-14.
Tea waste, for the manufacture of Caffeine - Lb.	1,949,853	2,223,262	1,961,940	2,779,805	3,084,288	£ 10,390	£ 11,310	£ 11,125	£ 14,050	£ 17,907
Textiles:										
Cotton:										
Raw - - - - Cwt.	8,968,043	8,686,400	7,323,523	7,377,512	10,626,312	20,954,996	24,087,051	19,683,627	18,800,196	27,361,655
Twist and Yarn:										
Mule and Water, Nos. 1 to 10* - Lb.	—	—	—	95,350,232	93,484,661	—	—	—	2,890,405	2,863,350
Mule and Water, Nos. 11 to 20* - "	—	—	—	103,286,980	99,462,151	—	—	—	3,401,650	3,481,131
Mule and Water, Nos. 21 to 30* - "	—	—	—	3,099,951	3,287,496	—	—	—	122,684	128,009
Mule and Water, Nos. 31 to 40* - "	—	—	—	342,800	507,645	—	—	—	16,549	23,818
Mule and Water, above No. 40* - "	—	—	—	1,500	140	—	—	—	95	10
Orange, Red, and other Colours Nos. 1 to 20* - "	—	—	—	329,463	503,490	—	—	—	39,328	23,902
Orange, Red, and other Colours, Nos. 21 to 40* - "	—	—	—	905,981	624,494	—	—	—	44,734	30,735
Orange, Red and other Colours above No. 40* - "	—	—	—	1,898	0	—	—	—	128	0
Unspecified descriptions of Twist and Yarn* - - - - "	—	—	—	142,502	108,188	—	—	—	5,567	3,918
Total Twist and Yarn - - - - }	227,364,488	183,425,046	151,488,835	203,961,857	197,978,265	6,472,726	5,749,369	5,060,097	6,611,230	6,554,873
Manufactures:										
Canvas - - - - Yds.	29,728	48,200	111,010	6,210	0	526	1,058	2,945	109	0
Handkerchiefs and Shawls in the piece - No.	1,886,370	2,124,405	2,868,852	1,949,550	1,394,532	64,943 6,457	78,166 13,094	101,690 10,329	75,747 10,926	54,385 9,698
Hosiery - - - - "	—	—	—	—	—	—	—	—	—	—
Piece goods:										
Gray (unbleached):										
Chadars and Dhutis* - Yds.	—	—	—	7,969,635	7,568,159	—	—	—	114,410	105,071
Drills and Jeans* - - - - "	—	—	—	421,232	552,101	—	—	—	5,845	7,592
T-cloth and Domestic* - - - - "	—	—	—	20,923,228	21,579,991	—	—	—	208,428	209,654
Shirtings* - - - - - "	—	—	—	1,795,462	2,168,750	—	—	—	17,959	20,532
Other sorts* - - - - - "	—	—	—	12,981,163	11,847,503	—	—	—	141,942	131,043
Total Gray (unbleached) - - - - }	52,976,078	56,379,644	39,907,733	44,090,770	43,716,504	513,217	564,988	420,742	498,584	473,892
White (bleached):										
Chadars and Dhutis* - - - - "	—	—	—	65,232	61,437	—	—	—	1,405	1,150
Drills and Jeans* - - - - - "	—	—	—	13,309	10,483	—	—	—	241	152
T-cloth and Domestic* - - - - "	—	—	—	4,103	3,279	—	—	—	252	126
Shirtings* - - - - - - - - - "	—	—	—	13,026	2,960	—	—	—	1,004	30
Other sorts* - - - - - - - - - "	—	—	—	250,550	400,875	—	—	—	8,278	10,454
Total White (bleached) - - - - }	318,537	442,369	523,570	346,270	479,034	10,937	13,655	10,239	11,180	11,912
Coloured, printed, or dyed:										
Lungis and Saris* - - - - - "	—	—	—	24,305,620	25,159,966	—	—	—	620,164	625,785
Drills and Jeans* - - - - - - - - - "	—	—	—	208,662	148,743	—	—	—	4,232	2,740
Other sorts* - - - - - - - - - - - - - - - "	—	—	—	17,561,490	19,729,469	—	—	—	274,910	310,254
Total coloured, printed, or dyed - - - - }	40,842,943	42,966,302	40,993,107	42,075,772	45,038,178	836,833	890,612	880,103	899,306	938,779
Total piece goods - - - - - - - - - - - - - - - }	94,137,558	99,788,315	81,429,410	86,512,812	89,233,716	1,361,037	1,469,255	1,311,084	1,399,070	1,424,583
Thread, sewing - - - - - Lb.	175,704	185,897	210,806	163,635	204,767	10,553	9,866	11,128	9,571	11,870
Other sorts of Manufactures - - - - - - - - - - - - - - - }	—	—	—	—	—	27,486	20,535	21,968	26,964	24,563
Total Cotton Manufactures (including Twist and Yarn) - - - - - }	—	—	—	—	—	7,943,728	7,841,343	6,519,241	8,133,617	8,079,972
Total Cotton, Raw and Manufactures - - - - - - - - - - - - - - - }	—	—	—	—	—	28,898,724	31,378,394	26,202,868	27,023,813	35,441,627
Flax:										
Raw - - - - - Lb.	39,424	26,768	0	10,694	0	727	540	0	200	0
Manufactures (including Twist and Yarn) - - - - - - - - - - - - - - - }	—	—	—	—	—	1,494	1,184	1,974	508	1,469
Total Flax, Raw and Manufactures - - - - - - - - - - - - - - - }	—	—	—	—	—	2,221	1,724	1,974	708	1,469
Haberdashery and Milliner* - - - - - - - - - - - - - - - }	—	—	—	—	—	—	—	—	16,288	10,799

* Separately recorded from April 1912.

Total Exports of Articles of Indian Produce and Manufacture—continued.

ARTICLES.	QUANTITIES.					VALUE.				
	1909-10.	1910-11.	1911-12.	1912-13.	1913-14.	1909-10.	1910-11.	1911-12.	1912-13.	1913-14.
Textiles—cont.										
Hemp (chiefly Sann):						£	£	£	£	£
Raw - Cwt.	490,695	500,187	590,949	623,269	711,548	397,128	400,819	477,216	642,373	682,319
Manufactures (excluding Cordage)	—	—	—	—	—	45	58	545	1,345	1,343
Total Hemp, Raw and Manufactures	—	—	—	—	—	397,173	400,872	477,761	643,718	683,662
Jute:										
Raw - Tons	730,418	636,623	810,155	876,294	768,451	10,058,873	10,326,649	15,037,734	18,033,783	20,550,929
Twist and Yarn - Lb.	271,079	265,432	161,489	318,932	155,480	2,233	2,153	1,997	4,390	1,949
Manufactures:										
Canvas - Yds.	10,540	2,152	10,000	2,200	50	108	22	93	72	4
Gunny Bags - No.	364,368,835	360,880,236	289,894,141	311,707,646	368,759,260	5,738,304	5,709,361	5,054,283	6,448,066	8,353,417
Gunny Cloth - Yds.	940,101,340	955,300,737	871,484,312	1,021,816,869	1,061,161,537	5,620,547	5,571,742	5,564,511	8,705,231	10,390,146
Rope and Twine - Cwt.	42,476	53,756	58,916	84,659	82,870	35,002	45,955	50,839	89,248	96,309
Other kinds - Cwt.	1,936	1,253	1,117	907	470	1,459	415	378	457	844
Total Jute Manufactures (including Twist and Yarn)	—	—	—	—	—	11,397,653	11,329,648	10,672,101	15,247,404	18,848,750
Total Jute, Raw and Manufactures	—	—	—	—	—	21,456,526	21,656,297	25,709,835	33,281,186	39,399,688
Rhea, Ramie, or China-grass - Cwt.	1,026	0	0	0	0	1,817	0	0	0	0
Silk:										
Mulberry silk, excluding Tasar and other wild silks:										
Raw - Lb.	479,647	486,218	378,607	382,081	160,222	260,248	266,605	220,262	205,079	101,903
Chasam or waste - " "	922,929	787,087	708,933	605,442	626,676	43,001	42,285	48,821	33,806	38,476
Cocoons - " "	40,717	157,998	207,202	275,671	71,123	2,683	7,460	16,787	20,493	7,140
Wild silk, Tasar, Munga, Eria, and others:										
Raw - " "	21,438	7,822	3,070	0	0	5,165	1,892	742	0	0
Chasam or waste - " "	562,619	360,156	383,631	337,701	282,401	24,054	15,300	14,587	13,957	18,276
Cocoons - " "	48,212	51,275	68,303	76,946	62,676	3,232	3,347	4,300	5,010	4,148
Total Silk, Raw - " "	2,075,612	1,850,551	1,749,946	1,677,841	1,208,098	338,383	337,019	305,589	278,248	194,943
Manufactures:										
Goods of silk mixed with other materials - Yds.	179,156	259,577	325,186	374,472	316,113	10,510	12,878	14,308	17,658	10,816
Piece Goods - " "	607,495	561,810	416,832	450,917	306,109	43,897	38,012	28,419	31,468	21,424
Thread for sewing - Lb.	154	102	7	150	200	80	82	3	35	67
Other sorts - " "	736	788	356	145	511	90	295	700	30	66
Total Silk Manufactures	—	—	—	—	—	54,487	51,267	48,430	49,189	37,873
Total Silk, Raw and Manufactures	—	—	—	—	—	392,870	388,286	349,019	327,437	292,816
Wool:										
Raw - Lb.	59,826,526	58,305,651	52,384,758	53,426,568	48,922,061	1,905,159	1,890,857	1,724,209	1,756,448	1,000,646
Manufactures:										
Carpets and Rugs - Lb.	1,710,196	1,921,259	1,901,825	1,700,961	1,640,770	142,249	162,639	163,616	149,756	163,446
Piece Goods - Yds.	9,440	16,125	27,424	21,990	11,687	1,174	1,379	2,338	1,780	925
Shawls - No.	8,097	10,510	16,941	11,067	5,039	4,034	4,146	6,116	4,060	2,685
Other sorts - Lb.	413,272	491,859	381,680	441,120	408,478	12,950	12,378	13,794	16,544	10,293
Total Wollen Manufactures	—	—	—	—	—	160,407	180,542	180,664	172,160	107,340
Total Wool and Woollens	—	—	—	—	—	2,065,566	2,071,399	1,910,273	1,928,608	1,836,905
Total Textile raw Materials	—	—	—	—	—	33,657,083	37,001,935	37,228,375	39,601,247	50,420,492
Total Yarns and Textile Fabrics	—	—	—	—	—	19,557,814	18,904,037	17,423,355	23,620,511	27,147,564
Total Textiles, Raw and Manufactures	—	—	—	—	—	53,214,897	55,905,972	54,651,730	63,221,758	77,577,056
Tobacco:										
Unmanufactured - Lb.	10,635,636	17,615,446	26,484,127	19,581,947	27,817,318	88,834	134,415	183,924	156,595	211,811
Manufactured:										
Cigars - " "	1,297,496	1,327,532	1,480,375	1,743,975	1,825,635	78,981	74,882	82,788	94,672	102,435
Cigarettes* - " "	291,641	362,306	461,025	353,236	361,314	2,737	3,265	4,064	3,466	4,286
Other sorts - " "	—	—	—	—	—	—	—	—	—	—
Total Tobacco	12,224,773	19,305,284	28,485,248	21,693,607	30,023,326	170,552	212,602	271,665	255,762	319,566
Toys and Requisites for Games and Sports, including Fishing Tackle (other than Firearms)	—	—	—	—	—	17,599	19,714	17,900	20,134	20,313
Umbrellas, including Parasols and Sunshades - No.	52,104	73,602	76,169	127,641	139,932	3,949	5,284	5,615	9,596	9,683
Wax of all kinds, other than Paraffin Wax (excluding Candles) - Cwt.	6,998	8,552	12,527	7,646	8,881	39,215	49,240	65,011	46,054	54,813

* Separately recorded from April 1911.

Total Exports of Articles of Indian Produce and Manufacture—concluded.

ARTICLES.	QUANTITIES.					VALUE.				
	1909-10.	1910-11.	1911-12.	1912-13.	1913-14.	1909-10.	1910-11.	1911-12.	1912-13.	1913-14.
Wood and Timber:						£	£	£	£	£
Timber (other than Railway Sleepers):										
Teak - - - - - Cub. Tons	35,628	53,088	48,375	61,421	50,737	361,629	579,501	487,719	634,956	524,317
Other Timber - - - - - "	5,300	5,419	6,620	9,066	7,935	30,946	30,882	44,092	52,724	47,319
Wood:										
Firewood - - - - - Tons	125	2	1,499	2,400	731	86	2	1,282	1,710	645
Ornamental:										
Ebony - - - - -	—	—	—	—	—	924	1,058	726	1,154	652
Sandal - - - - -	—	—	—	—	—	49,757	89,067	88,658	101,529	128,626
Other kinds - - - - -	—	—	—	—	—	5,774	2,243	828	2,063	625
Manufactures of wood, other than Furniture and Cabinet-ware	—	—	—	—	—	16,521	19,333	12,559	15,446	11,908
Total Wood and Timber	—	—	—	—	—	465,637	722,086	635,864	809,582	714,092
Articles (not specified) exported by Post	—	—	—	—	—	372,347	629,464	587,104	631,402	805,172
All other Articles Merchandise:										
Unmanufactured - - - - -	—	—	—	—	—	109,873	113,369	135,245	167,317	182,701
Manufactured - - - - -	—	—	—	—	—	23,528	24,730	42,310	46,941	43,992
GRAND TOTAL	—	—	—	—	—	122,997,605	137,080,646	147,879,063	160,899,289	162,800,999

No. 11.

IMPORTS OF PRINCIPAL ARTICLES, DISTINGUISHING PRINCIPAL COUNTRIES.

Animals Living:										
Horses (IV.):										
United Kingdom - - - - - No.	145	234	472	223	226	11,149	21,243	41,279	20,353	45,413
Persia - - - - - "	210	357	472	370	96	4,421	7,153	9,447	6,338	2,903
Turkey, Asiatic:—										
Persian Gulf* - - - - - "	881	2,488	1,460	682	1,322	19,042	50,020	29,230	13,076	28,140
Australia - - - - - "	6,181	8,200	7,417	5,502	6,140	181,758	280,283	221,251	157,278	159,350
Other Countries - - - - - "	135	165	65	97	83	3,800	4,735	2,227	2,406	2,228
"	7,552	11,444	9,886	6,874	7,967	220,170	363,434	303,434	199,451	287,934
Other Kinds (IV.):										
United Kingdom - - - - - No.	1,453	1,536	1,280	1,169	1,514	4,901	7,476	4,799	4,605	5,992
China, Treaty Ports - - - - - "	0	1,020	1,155	1,606	1,285	0	13,600	15,390	21,413	17,133
Australia - - - - - "	217	527	671	173	245	1,975	7,864	2,010	1,022	1,521
Other Countries - - - - - "	1,949	1,579	2,749	2,352	2,466	4,017	3,665	3,197	3,573	7,167
"	3,619	4,662	5,855	5,300	5,510	10,893	32,605	25,396	30,619	31,813
TOTAL, Animals Living	11,171	16,106	15,741	12,174	13,377	231,063	396,039	328,830	230,064	269,747
Apparel (excluding hosiery and boots and shoes):										
Apparel, including drapery, uniforms, accoutrements (III. A.):										
United Kingdom - - - - -	—	—	—	—	—	239,919	286,012	362,531	287,813	327,916
Austria-Hungary - - - - -	—	—	—	—	—	15,443	27,167	27,018	37,730	36,939
France - - - - -	—	—	—	—	—	3,300	3,744	5,294	4,491	4,474
Germany - - - - -	—	—	—	—	—	15,820	23,939	45,258	38,667	55,948
Italy - - - - -	—	—	—	—	—	18,052	30,105	25,660	10,573	18,095
Switzerland - - - - -	—	—	—	—	—	705	3,355	6,288	4,416	3,576
Ceylon - - - - -	—	—	—	—	—	13,484	12,189	9,840	8,359	9,082
China, Hong-Kong - - - - -	—	—	—	—	—	7,447	6,659	6,342	5,564	5,853
Treaty Ports - - - - -	—	—	—	—	—	9,041	10,298	14,008	12,052	9,681
Japan - - - - -	—	—	—	—	—	43,138	60,944	57,714	71,973	67,306
Straits Settlements - - - - -	—	—	—	—	—	7,353	10,693	10,374	7,133	8,684
Other Countries - - - - -	—	—	—	—	—	6,823	6,169	6,955	5,326	7,171
"	—	—	—	—	—	380,525	481,274	577,282	494,097	554,725
Gold and Silver Thread (III. A.)										
Austria-Hungary - - - - -	—	—	—	—	—	3,063	3,138	5,520	5,810	5,407
France - - - - -	—	—	—	—	—	199,208	249,951	225,540	244,898	262,897
Germany - - - - -	—	—	—	—	—	30,643	31,240	53,638	35,721	25,478
Russia - - - - -	—	—	—	—	—	5,335	11,018	8,454	9,560	4,385
Other Countries - - - - -	—	—	—	—	—	2,749	9,564	4,617	7,276	4,606
"	—	—	—	—	—	240,998	304,911	297,767	303,265	302,773

* Figures prior to 1911-12 relate to whole of Asiatic Turkey.

Imports of Principal Articles, distinguishing Principal Countries--continued.

ARTICLES AND COUNTRIES.	QUANTITIES.					VALUE.				
	1909-10.	1910-11.	1911-12.	1912-13.	1913-14.	1909-10.	1910-11.	1911-12.	1912-13.	1913-14.
Apparel (excluding hosiery and boots and shoes)—cont.										
Hats, Caps, Bonnets, and Hatters' Ware (III. A.):						£	£	£	£	£
United Kingdom	—	—	—	—	—	40,645	50,904	51,187	55,942	63,321
Austria-Hungary	—	—	—	—	—	3,850	10,842	6,505	11,924	9,373
Germany	—	—	—	—	—	3,491	8,274	7,447	1,956	3,671
Italy	—	—	—	—	—	3,424	11,909	23,456	33,020	39,387
Other Countries	—	—	—	—	—	3,160	6,823	3,214	3,976	5,469
	—	—	—	—	—	54,570	88,751	91,809	105,818	141,121
*Lametta (III. A.):										
Austria-Hungary - Cwt.	16,240	60,144	40,656	44,171	26,402	1,745	6,234	4,436	4,017	3,163
France - " "	174,160	229,824	233,224	246,966	243,032	18,651	25,763	26,635	26,018	30,559
Germany - " "	192,640	203,840	259,230	244,473	171,951	19,895	21,854	26,306	26,759	18,579
Other Countries - " "	6,608	11,760	29,792	23,206	28,013	651	1,197	2,817	2,308	2,970
	389,648	505,568	567,952	558,816	474,448	40,942	55,048	60,194	60,002	55,271
†Second-hand clothing (III. A.):										
United Kingdom	—	—	—	—	—	—	—	—	96,549	69,225
Other Countries	—	—	—	—	—	—	—	—	2,655	1,722
	—	—	—	—	—	—	—	—	99,204	70,947
†Water-proofed clothing (III. A.):										
United Kingdom	—	—	—	—	—	—	—	—	11,491	16,117
Other Countries	—	—	—	—	—	—	—	—	85	38
	—	—	—	—	—	—	—	—	11,576	16,155
TOTAL, Apparel, &c.	—	—	—	—	—	717,035	929,984	1,027,052	1,078,002	1,140,092
Arms, Ammunition and Military Stores:										
Cartridge Cases:										
†Filled (III. B.):										
United Kingdom - No.	—	—	—	8,244,698	7,647,345	—	—	—	22,928	25,329
Other Countries - " "	—	—	—	1,492,520	2,117,553	—	—	—	2,776	4,217
	—	—	—	9,737,218	9,764,898	—	—	—	25,704	29,546
†Empty (III. B.):										
United Kingdom - No.	—	—	—	4,137,248	3,804,455	—	—	—	6,063	5,752
Other Countries - " "	—	—	—	13,932	13,175	—	—	—	20	27
	—	—	—	4,151,180	3,817,630	—	—	—	6,083	5,779
TOTAL, Cartridge Cases	—	—	—	13,888,398	13,582,528	—	—	—	31,787	35,325
Explosives:										
†Blasting Fuse (III. B.):										
United Kingdom - Cwt.	—	—	—	1,177	2,015	—	—	—	7,186	9,014
Other Countries - " "	—	—	—	297	1,140	—	—	—	785	3,337
	—	—	—	1,474	3,155	—	—	—	7,971	12,351
†Blasting Gelatine (III. B.):										
United Kingdom - Cwt.	—	—	—	7,822	6,015	—	—	—	54,069	41,313
Other Countries - " "	—	—	—	7	45	—	—	—	23	323
	—	—	—	7,829	6,060	—	—	—	54,092	41,636
†Dynamite (III. B.):										
United Kingdom - Cwt.	—	—	—	3,504	3,490	—	—	—	20,768	20,933
Other Countries - " "	—	—	—	0	134	—	—	—	0	779
	—	—	—	3,504	3,624	—	—	—	20,768	21,762
†Gelatine Dynamite (III. B.):										
United Kingdom - Cwt.	—	—	—	1,067	1,581	—	—	—	6,052	9,570
Others (III. B.):										
United Kingdom - Cwt.	13,015	13,480	16,063	2,964	3,684	80,991	83,296	98,894	19,056	21,805
Germany - " "	476	894	1,497	450	78	1,662	4,273	8,104	1,520	869
Other Countries - " "	213	129	264	240	10	1,047	798	1,279	1,665	38
	13,704	14,503	17,844	3,654	3,772	83,700	88,467	108,277	22,241	22,712
TOTAL, Explosives	13,704	14,503	17,844	17,528	18,192	83,700	88,467	108,277	111,124	108,031

* Figures prior to 1912-13 represent Copper Lametta. † Separately recorded from April 1912.
 ‡ Figures prior to 1912-13 represent "Dynamite and all other Explosives."

Imports of Principal Articles, distinguishing Principal Countries---continued.

ARTICLES AND COUNTRIES.	QUANTITIES.					VALUE.				
	1909-10.	1910-11.	1911-12.	1912-13.	1913-14.	1909-10.	1910-11.	1911-12.	1912-13.	1913-14.
Arms, Ammunition, and Military Stores---cont.										
Firearms and parts thereof (III. B.):						£	£	£	£	£
United Kingdom - - -	—	—	—	—	—	51,898	53,700	53,150	54,213	54,926
Other Countries - - -	—	—	—	—	—	8,910	11,541	10,972	11,881	13,761
	—	—	—	—	—	60,808	65,241	64,122	66,094	68,687
Gunpowder, common (III. B.):										
United Kingdom - Lb.	153,804	184,176	218,984	281,508	86,980	5,892	5,789	7,405	8,702	2,783
Other Countries - "	0	114	0	3,528	0	0	6	0	100	0
	153,804	184,290	218,984	285,036	86,980	5,892	5,745	7,405	8,802	2,783
Gunpowder, sporting (III. B.):										
United Kingdom - Lb.	98,302	92,412	80,571	105,898	101,520	7,385	7,819	6,368	8,365	7,777
Other Sorts (III. B.):										
United Kingdom - - -	—	—	—	—	—	33,387	45,501	44,429	15,279	12,707
Other Countries - - -	—	—	—	—	—	4,215	8,575	4,004	1,938	1,403
	—	—	—	—	—	37,602	49,076	48,433	17,217	14,110
TOTAL, Arms, Ammunition, &c.	—	—	—	—	—	194,887	216,348	234,605	243,389	236,713
*Art, Works of, other than Pictures (III. P.):										
United Kingdom - - -	—	—	—	—	—	17,939	18,155	31,001	23,523	15,284
Germany - - -	—	—	—	—	—	2,964	3,266	6,408	852	3,084
Other Countries - - -	—	—	—	—	—	10,344	12,244	13,019	7,332	5,663
	—	—	—	—	—	31,247	33,665	50,428	31,737	24,031
†Baskets and Basketware (III. P.)	—	—	—	—	—	—	—	—	3,786	3,009
Belting for Machinery:										
†Of Leather (III. J.):										
United Kingdom - - -	—	—	—	—	—	—	—	—	130,178	155,673
United States - - -	—	—	—	—	—	—	—	—	5,398	6,980
Other Countries - - -	—	—	—	—	—	—	—	—	2,509	4,874
	—	—	—	—	—	—	—	—	138,085	167,527
†Of other Material (III. J.):										
United Kingdom - - -	—	—	—	—	—	—	—	—	97,099	100,536
Germany - - -	—	—	—	—	—	—	—	—	8,753	11,722
Other Countries - - -	—	—	—	—	—	—	—	—	1,309	2,152
	—	—	—	—	—	—	—	—	107,161	114,410
TOTAL, Belting for Machinery	—	—	—	—	—	—	—	—	245,246	281,937
Books, Printed, and Printed Matter (not being Stationery), including Maps and Charts (III. P.):										
United Kingdom - Cwt.	27,347	30,012	28,435	30,893	29,728	240,145	251,887	292,707	268,651	315,073
United States - "	618	1,144	570	606	585	5,317	7,927	5,329	6,966	5,898
Other Countries - "	995	2,518	914	925	977	6,806	8,512	5,922	6,808	8,070
	28,960	33,674	29,919	32,414	31,290	252,268	287,726	303,958	282,425	329,041
Boots and Shoes:										
†Of Leather (III. A.):										
United Kingdom - Pairs	—	—	—	1,727,079	1,928,012	—	—	—	381,583	445,093
Other Countries - "	—	—	—	53,611	48,349	—	—	—	11,459	12,630
	—	—	—	1,780,690	1,976,361	—	—	—	393,042	457,723
†Of other Materials (III. A.):										
United Kingdom - Pairs	—	—	—	316,106	512,746	—	—	—	26,497	535,944
Austria-Hungary - "	—	—	—	242,554	346,709	—	—	—	11,323	16,752
Germany - - -	—	—	—	66,092	149,767	—	—	—	2,507	6,984
Sweden - - -	—	—	—	64,878	144,652	—	—	—	3,489	6,874
Other Countries - - -	—	—	—	212,771	164,803	—	—	—	5,680	4,120
	—	—	—	902,401	1,318,677	—	—	—	49,556	70,674

* Figures prior to 1912-13 are inclusive of "Pictures."

† Separately recorded from April 1912.

Imports of Principal Articles, distinguishing Principal Countries—continued.

ARTICLES AND COUNTRIES.	QUANTITIES.					VALUE.				
	1909-10.	1910-11.	1911-12.	1912-13.	1913-14.	1909-10.	1910-11.	1911-12.	1912-13.	1913-14.
Boots and Shoes—cont.										
Total Boots and Shoes:										
United Kingdom - Pairs	1,045,641	1,230,133	1,618,056	2,043,135	2,440,758	£ 220,505	£ 272,793	£ 323,435	£ 403,030	£ 481,037
Austria-Hungary - "	140,524	265,129	311,986	265,548	361,455	10,619	17,658	18,414	15,860	20,854
Germany - "	40,874	65,903	85,490	67,462	150,126	3,314	3,945	4,991	2,991	7,044
Sweden - "	10,200	11,171	45,106	65,043	144,684	655	631	2,591	3,500	6,875
Other Countries - "	290,441	213,522	255,509	241,853	198,015	13,614	9,688	12,125	12,167	12,567
"	1,527,680	1,790,858	2,316,147	2,633,091	3,295,038	248,707	304,715	366,606	442,548	523,397
Bristles and Fibre for Brushes and Brooms (II. J.) - Cwt.	585	624	991	1,328	499	1,551	1,354	1,681	1,988	1,272
*Brushes and Brooms (III. P.):										
United Kingdom - Doz.	—	—	—	46,924	58,402	—	—	—	19,080	23,022
Austria-Hungary - "	—	—	—	62,170	48,380	—	—	—	9,084	6,851
Germany - "	—	—	—	43,021	41,447	—	—	—	6,080	6,307
Other Countries - "	—	—	—	152,547	164,861	—	—	—	5,000	6,225
"	—	—	—	304,662	313,070	—	—	—	39,322	42,405
Building and Engineering Materials, other than of Iron, Steel, or Wood:										
Asphalt (III. P.):										
United Kingdom - Cwt.	36,076	51,093	49,926	73,051	157,600	6,180	8,961	9,941	13,791	29,758
Other Countries - "	18,405	9,296	1,377	1,692	6,135	1,401	1,180	412	538	1,909
"	54,481	60,389	51,303	74,743	163,735	7,581	10,150	9,753	14,320	31,667
†Bricks (III. P.):										
United Kingdom - No.	10,840,551	10,890,769	8,327,618	2,937,202	4,694,153	47,920	51,012	45,737	25,295	46,802
Belgium - "	641,005	378,617	336,061	7,000	76,865	5,688	3,619	3,647	45	8,202
France - "	2,851,245	2,937,476	2,270,669	0	8,030	8,674	10,230	8,307	0	118
Germany - "	430,488	1,073,053	260,363	279,704	2,240,139	5,002	16,865	2,066	5,437	30,504
Italy - "	3,981,317	2,219,043	1,379,706	7,697	0	13,874	11,151	12,644	485	0
Other Countries - "	524,398	556,016	563,480	64,345	3,510	1,337	2,885	2,150	1,580	40
"	19,169,004	18,056,974	13,137,897	3,355,948	7,012,697	82,695	95,771	75,451	32,848	91,565
Cement (III. P.):										
United Kingdom - Cwt.	1,889,456	2,203,228	2,014,566	2,470,693	2,437,905	216,705	271,875	262,957	365,021	360,310
Austria-Hungary - "	22,004	26,045	38,141	52,558	30,050	2,585	3,973	4,457	6,762	4,007
Belgium - "	198,414	124,818	80,419	251,602	66,556	20,475	11,672	7,992	26,663	7,823
Germany - "	46,319	112,767	103,335	322,708	324,555	5,696	11,965	11,812	44,004	47,015
Italy - "	1,766	16,321	35,987	55,536	22,532	206	1,575	3,809	6,454	2,717
China, Hong-Kong - "	60,502	42,600	56,918	37,712	20,089	7,887	5,129	7,175	4,718	2,683
Other Countries - "	13,725	5,117	9,657	20,480	28,635	2,040	910	1,539	2,890	4,930
"	2,012,186	2,532,896	2,339,023	3,211,289	2,930,372	255,594	307,099	290,771	457,478	436,991
Chalk and Lime, excluding French Chalk (III. P.) Cwt.	43,111	36,066	37,093	36,893	59,816	3,250	2,309	2,455	2,882	5,102
Clay (III. P.):										
United Kingdom - Cwt.	84,932	87,428	65,971	61,803	89,865	9,239	9,383	8,120	7,138	11,523
Other Countries - "	3,447	17,593	2,170	59	2,988	392	2,247	574	22	737
"	88,379	105,021	68,141	61,862	92,853	9,631	11,630	8,694	7,160	12,260
Pipes of Earthenware (III. P.):										
United Kingdom - Cwt.	26,147	79,492	40,235	15,801	11,017	4,994	14,420	7,909	3,434	2,252
Other Countries - "	5	6	414	833	8	3	5	97	192	54
"	26,152	79,498	40,649	16,634	11,025	4,997	14,425	8,006	3,626	2,306
*Tiles (III. P.):										
United Kingdom - No.	—	—	—	4,927,505	8,318,525	—	—	—	21,144	29,491
Belgium - "	—	—	—	531,132	516,630	—	—	—	5,365	6,253
France - "	—	—	—	2,049,022	3,443,712	—	—	—	8,996	12,334
Germany - "	—	—	—	255,221	756,095	—	—	—	3,374	6,720
Italy - "	—	—	—	2,365,174	4,494,657	—	—	—	12,999	16,680
Other Countries - "	—	—	—	234,024	504,446	—	—	—	1,045	1,502
"	—	—	—	10,412,078	18,024,067	—	—	—	52,913	73,080
Other Kinds (III. P.) - Cwt.	37,530	42,143	51,661	83,795	91,258	17,787	25,998	26,618	42,691	52,168
TOTAL, Building and Engineering Materials }	—	—	—	—	—	381,535	467,377	430,748	613,917	707,139

* Separately recorded from April 1912

† Figures prior to 1912-13 are inclusive of "Tiles."

Imports of Principal Articles, distinguishing Principal Countries—continued.

ARTICLES AND COUNTRIES.	QUANTITIES.					VALUE.				
	1909-10.	1910-11.	1911-12.	1912-13.	1913-14.	1909-10.	1910-11.	1911-12.	1912-13.	1913-14.
Candles of all kinds (III. P.):										
United Kingdom - Lb.	1,848,052	1,956,834	1,938,351	1,861,766	1,744,730	£ 36,802	£ 41,237	£ 33,899	£ 40,030	£ 38,227
Belgium - "	658,971	833,655	490,535	513,192	349,759	12,715	16,100	8,751	10,679	7,496
Other Countries - "	183,905	81,406	88,033	146,251	169,949	3,715	1,871	1,894	2,891	3,577
"	2,690,928	2,871,895	2,456,919	2,521,209	2,264,438	53,232	59,208	49,544	53,600	49,300
Canes and Rattans (II. J.):										
Straits Settlements - Cwt.	40,194	46,206	48,034	42,512	62,894	26,635	28,236	30,255	28,216	36,922
Other Countries - "	569	3,002	399	2,133	712	195	1,442	264	609	666
"	40,763	49,208	48,433	44,645	63,596	26,830	29,678	30,519	28,825	37,588
Carriages and Carts (excluding Railway Carriages) and parts thereof:										
*Carriages and Carts (III. C.):										
United Kingdom - No.	—	—	—	7,613	9,202	—	—	—	31,654	53,972
Germany - "	—	—	—	849	2,816	—	—	—	4,427	16,798
Other Countries - "	—	—	—	2,754	1,600	—	—	—	7,638	7,136
"	—	—	—	11,216	13,618	—	—	—	43,719	77,906
*†Parts of Carriages and Carts (excluding Rubber Tyres) (III. C.):										
United Kingdom - "	—	—	—	—	—	—	—	—	102,852	62,380
Germany - "	—	—	—	—	—	—	—	—	18,942	17,672
Aden - "	—	—	—	—	—	—	—	—	45	5,011
Other Countries - "	—	—	—	—	—	—	—	—	6,059	6,200
"	—	—	—	—	—	—	—	—	127,898	91,263
Total Carriages and Carts:										
United Kingdom - "	—	—	—	—	—	100,415	151,004	134,568	134,506	116,352
Belgium - "	—	—	—	—	—	3,386	4,941	5,118	2,755	2,276
France - "	—	—	—	—	—	892	7,057	3,541	779	431
Germany - "	—	—	—	—	—	8,188	11,714	16,019	23,369	34,470
United States - "	—	—	—	—	—	4,158	4,573	3,901	5,293	6,157
Aden - "	—	—	—	—	—	48	28	68	51	5,256
Other Countries - "	—	—	—	—	—	2,341	3,604	3,119	4,864	4,225
"	—	—	—	—	—	119,426	183,021	166,334	171,617	169,169
*Chalk, French (II. J.) - Cwt.	—	—	—	7,117	7,574	—	—	—	1,868	1,896
Chemicals and Chemical Preparations (excluding Chemical Manures and Medicines):										
Acids:										
*Nitric (III. D.):										
United Kingdom - Cwt.	—	—	—	5,120	4,499	—	—	—	9,708	8,150
Other Countries - "	—	—	—	16	369	—	—	—	47	719
"	—	—	—	5,136	4,868	—	—	—	9,750	8,869
Sulphuric (III. D.):										
United Kingdom - Cwt.	74,221	79,742	52,516	38,331	63,687	46,498	49,218	32,951	24,476	36,398
Other Countries - "	219	30	97	449	251	177	70	228	256	266
"	74,440	79,772	52,613	38,780	63,938	46,675	49,288	33,179	24,732	36,664
*Other Sorts (III. D.):										
United Kingdom - Cwt.	—	—	—	5,975	6,709	—	—	—	12,141	13,679
Germany - "	—	—	—	1,415	1,786	—	—	—	4,435	5,198
Other Countries - "	—	—	—	1,152	1,134	—	—	—	4,424	3,639
"	—	—	—	8,542	9,629	—	—	—	21,000	22,716
TOTAL, Acids - "	—	—	—	52,458	78,435	—	—	—	55,482	68,249
†Aluminous Sulphates (including Alum) (III. D.):										
United Kingdom - Cwt.	67,419	70,445	53,482	88,209	77,014	20,796	21,409	16,630	27,078	24,145
Other Countries - "	3,441	808	1,047	12,879	13,085	980	294	320	4,068	4,010
"	70,860	71,253	54,529	101,088	90,079	21,776	21,703	16,950	31,146	28,155
Ammonia and Salts thereof (III. D.):										
United Kingdom - Cwt.	6,199	7,274	8,868	10,975	12,985	12,128	14,228	17,667	24,228	28,428
Other Countries - "	0	48	0	658	355	0	100	0	1,175	962
"	6,199	7,322	8,868	11,633	13,340	12,128	14,328	17,667	25,403	29,390
Arsenic and its Oxides (III. D.) Cwt.	3,570	1,773	1,837	1,869	2,940	5,183	2,304	2,747	2,262	3,999

* Separately recorded from April 1912.

† Figures prior to 1912-13 represent "Alum."

‡ Figures for 1912-13 are inclusive of Rubber Tyres.

Imports of Principal Articles, distinguishing Principal Countries—continued.

ARTICLES AND COUNTRIES.	QUANTITIES.					VALUE.				
	1909-10.	1910-11.	1911-12.	1912-13.	1913-14.	1909-10.	1910-11.	1911-12.	1912-13.	1913-14.
Chemicals, &c.—cont.										
Bleaching Materials (III. D.):						£	£	£	£	£
United Kingdom - Cwt.	58,924	65,069	62,685	53,470	58,062	23,114	23,802	23,926	21,948	25,427
Belgium - "	2,372	2,658	1,948	2,734	12,051	883	941	721	1,064	5,105
Other Countries - "	4,998	4,231	5,747	3,140	5,515	1,713	1,464	2,111	1,308	2,054
"	66,294	71,958	70,380	59,344	75,628	25,710	26,207	26,758	23,620	32,586
Carbide of Calcium (III. D.):										
Germany - Cwt.	1,917	2,444	1,066	7,487	10,901	1,513	1,931	863	5,932	8,481
Norway - "	6,906	6,497	8,261	3,738	4,403	5,315	4,876	6,259	2,873	3,329
Other Countries - "	842	2,778	2,917	2,489	4,694	565	963	2,074	1,338	2,604
"	9,665	11,719	12,244	13,714	19,998	7,393	7,770	9,196	10,131	14,474
Copperas (III. D.):										
United Kingdom - Cwt.	23,440	24,639	19,933	22,073	14,489	5,878	6,410	3,094	3,976	2,030
Other Countries - "	75	121	10	4	1	73	60	8	6	1
"	23,515	24,760	19,943	22,077	14,490	5,951	6,470	3,102	3,982	2,037
Disinfectants (III. D.):										
United Kingdom - Cwt.	20,227	20,852	22,563	24,272	23,315	20,250	22,706	24,164	24,492	24,500
Other Countries - "	726	814	719	938	1,580	931	860	1,171	1,301	1,705
"	20,953	21,666	23,282	25,210	25,395	21,181	23,676	25,335	25,793	26,304
Potassium Compounds:										
Cyanide of Potassium (III. D.):										
United Kingdom - Cwt.	4,659	4,353	4,679	5,662	5,239	20,401	18,949	20,315	24,877	22,657
Other Countries - "	3	8	3	8	40	16	46	13	40	73
"	4,662	4,361	4,682	5,670	5,279	20,417	18,995	20,328	24,917	22,730
Saltpetre (III. D.) - Cwt.	45	60	46	65	548	81	89	76	127	370
*Other Sorts (III. D.):										
United Kingdom - Cwt.	—	—	—	4,174	3,318	—	—	—	7,550	6,140
Germany - "	—	—	—	2,779	3,225	—	—	—	4,808	5,504
Other Countries - "	—	—	—	1,467	2,190	—	—	—	2,836	4,099
"	—	—	—	8,420	8,733	—	—	—	15,254	15,812
TOTAL, Potassium Compounds	—	—	—	14,155	14,560	—	—	—	40,298	38,018
Soda Compounds:										
Bicarbonate of Soda (Sodium Bicarbonate) (III. D.):										
United Kingdom - Cwt.	84,317	77,142	92,374	86,109	86,353	32,190	27,953	31,329	28,552	28,244
Other Countries - "	114	2	70	45	60	58	1	29	31	48
"	84,431	77,144	92,444	86,154	86,413	32,248	27,954	31,358	28,583	28,292
Borax (including Boracic Acid) (III. D.):										
United Kingdom - Cwt.	6,139	4,014	5,253	6,598	4,825	5,586	3,857	4,850	6,048	5,112
Other Countries - "	407	70	560	90	430	364	63	484	96	447
"	6,546	4,084	5,813	6,688	5,255	5,950	3,920	5,334	6,144	5,559
Caustic Soda (Sodium Hydroxide) (III. D.):										
United Kingdom - Cwt.	83,124	87,677	79,568	96,970	91,018	50,656	54,145	47,809	52,315	53,871
Other Countries - "	3,224	3,338	7,041	1,866	7,179	1,999	2,010	4,168	1,219	4,506
"	86,348	91,015	86,609	98,836	98,197	52,655	56,155	51,977	53,534	58,379
†Sodium Carbonate (Soda Ash, and Soda Crystals) (III. D.):										
United Kingdom - Cwt.	—	260,404	365,327	276,944	422,720	—	76,241	105,127	74,508	106,054
Other Countries - "	—	209	239	180	420	—	114	87	71	118
"	—	260,613	365,566	277,124	423,140	—	76,355	105,214	74,574	106,172
Other Sorts (III. D.):										
United Kingdom - Cwt.	237,494	25,714	37,646	43,975	27,958	70,362	9,353	11,406	13,556	13,520
Germany - "	3,986	7,123	6,596	7,954	8,798	2,233	3,797	4,213	5,144	5,300
Other Countries - "	4,014	10,736	7,278	14,333	13,211	678	1,737	1,133	2,287	3,402
"	245,494	43,578	51,520	66,262	49,957	73,273	14,937	16,752	20,987	22,222
TOTAL, Soda Com- pounds	422,319	476,434	601,952	535,064	662,962	164,126	179,321	210,635	183,822	220,624

* Separately recorded from April 1912.

† Separately recorded from April 1910.

Imports of Principal Articles, distinguishing Principal Countries—continued.

ARTICLES AND COUNTRIES.	QUANTITIES.					VALUE.				
	1909-10.	1910-11.	1911-12.	1912-13.	1913-14.	1909-10.	1910-11.	1911-12.	1912-13.	1913-14.
Chemicals, &c.—cont.										
Sulphur (III. D.):						£	£	£	£	£
Italy - - - Cwt.	70,923	90,632	84,931	80,118	89,178	24,213	29,171	28,297	26,460	30,301
Japan - - - "	1,836	9,141	13,902	25,539	29,579	466	2,208	3,606	6,177	6,916
Other Countries - - "	772	1,853	6,068	9,327	7,784	320	623	1,962	3,173	2,677
	73,531	101,626	104,901	114,984	126,541	24,999	32,002	33,875	35,810	39,894
Other Sorts (III. D.):										
United Kingdom - - -	—	—	—	—	—	109,332	119,691	138,533	108,546	101,962
Belgium - - -	—	—	—	—	—	5,627	6,676	9,690	8,990	8,197
Germany - - -	—	—	—	—	—	48,141	50,371	52,454	56,986	51,094
Other Countries - - -	—	—	—	—	—	12,025	13,179	14,819	9,477	9,933
	—	—	—	—	—	175,125	189,917	215,436	183,989	171,186
TOTAL, Chemicals -	—	—	—	—	—	530,745	572,068	615,284	621,728	676,506
Chinese and Japanese Ware (including Lacquered Ware, but excluding Earthenware and Porcelain) (III. H.):										
Japan - - -	—	—	—	—	—	6,032	6,865	9,069	4,506	6,068
Other Countries - - -	—	—	—	—	—	5,530	4,692	4,485	3,193	1,567
	—	—	—	—	—	11,562	11,557	13,554	7,699	8,585
Clocks and Watches and parts thereof:										
*Clocks and Timepieces (III. E.):										
United Kingdom - No.	—	—	—	15,604	18,494	—	—	—	8,310	7,960
France - - - "	—	—	—	28,794	434	—	—	—	5,076	418
Germany - - - "	—	—	—	59,275	114,557	—	—	—	5,777	11,857
United States - - - "	—	—	—	90,651	108,525	—	—	—	27,019	32,148
Japan - - - "	—	—	—	30,081	56,827	—	—	—	7,898	14,450
Other Countries - - - "	—	—	—	60,846	14,118	—	—	—	7,145	3,089
	—	—	—	285,251	312,955	—	—	—	61,225	69,722
*Watches (III. E.):										
United Kingdom - No.	—	—	—	36,652	50,124	—	—	—	8,687	12,404
France - - - "	—	—	—	165,909	99,421	—	—	—	81,091	16,522
Switzerland - - - "	—	—	—	264,275	355,826	—	—	—	52,977	68,059
Other Countries - - - "	—	—	—	34,027	27,947	—	—	—	6,710	5,402
	—	—	—	500,863	533,318	—	—	—	99,465	102,387
*Parts of Clocks and Watches (III. E.):										
	—	—	—	—	—	—	—	—	5,608	5,332
†Total Clocks and Watches and parts thereof:										
United Kingdom - No.	49,484	47,246	67,752	—	—	18,273	15,710	16,715	20,098	24,483
Austria-Hungary - - - "	34,688	41,386	40,333	—	—	4,273	5,647	4,133	4,932	2,204
France - - - "	167,002	173,999	165,801	—	—	33,815	36,543	30,979	36,503	17,012
Germany - - - "	58,450	67,728	105,118	—	—	6,102	7,079	10,244	8,788	13,115
Switzerland - - - "	126,366	201,227	285,298	—	—	30,127	34,370	55,998	54,962	69,822
United States - - - "	94,174	65,307	78,400	—	—	23,112	21,245	22,783	27,500	32,613
Japan - - - "	13,664	22,992	45,179	—	—	4,428	6,728	11,823	8,184	14,739
Other Countries - - - "	5,876	27,275	11,508	—	—	3,522	7,012	3,123	5,331	4,013
	547,704	647,160	799,389	—	—	123,652	134,334	155,798	166,298	177,501
Coal, Coke, and Patent Fuel:										
Coal (II. A.):										
United Kingdom - Tons	279,391	246,713	179,763	157,852	155,390	320,218	280,894	207,873	211,678	215,052
Germany - - - "	0	0	1,465	4,558	690	0	0	1,542	5,621	920
Holland - - - "	0	0	22,738	41,856	48,826	0	0	25,481	46,852	61,708
East African Protectorate - - - "	6,208	0	0	0	0	5,380	0	0	0	0
Natal - - - "	78,569	15,854	25,479	112,925	118,532	78,962	16,231	24,077	126,483	143,093
Portuguese East Africa - - - "	6,461	177	5,373	50,259	79,333	6,235	156	4,250	57,835	93,670
Transvaal - - - "	0	0	0	55,734	6,004	0	0	0	71,948	7,842
China Treaty Ports - - - "	0	500	200	12,250	1,000	0	533	173	14,317	1,000
Japan - - - "	5,523	13,629	14,092	107,233	70,964	5,155	16,733	16,341	111,161	76,756
Australia - - - "	27,189	44,505	35,718	95,596	47,329	27,843	44,798	39,046	100,622	50,653
Other Countries - - - "	3,037	1,269	920	5,039	3,746	4,077	1,206	881	5,757	4,935
	406,378	322,647	285,748	643,202	531,814	447,870	360,601	319,664	752,274	655,629
Coke (II. A.):										
United Kingdom - Tons	13,620	7,888	6,432	4,654	3,997	23,818	14,474	12,659	13,073	23,256
Belgium - - - "	0	0	0	0	3,253	0	0	0	0	6,755
Japan - - - "	0	0	1	505	3,600	0	0	2	943	6,920
Other Countries - - - "	30	0	661	47	916	70	0	1,120	137	2,325
	13,650	7,888	7,094	5,206	16,766	23,889	14,474	13,781	14,153	39,256

* Separately recorded from April 1912.

† Figures prior to 1912-13 represent "Clocks and Watches."

Imports of Principal Articles, distinguishing Principal Countries—continued.

ARTICLES AND COUNTRIES.	QUANTITIES.					VALUE.				
	1909-10.	1910-11.	1911-12.	1912-13.	1913-14.	1909-10.	1910-11.	1911-12.	1912-13.	1913-14.
Coal, Coke, and Patent Fuel—cont.										
Patent Fuel (II. A.):										
United Kingdom - Tons	8,498	4,140	5,063	5,286	10,610	£ 12,212	£ 6,322	£ 8,514	£ 11,618	£ 16,085
Other Countries - "	9	6	7	0	0	93	18	2	0	0
"	8,507	4,146	5,070	5,286	10,610	12,305	6,340	8,516	11,618	16,085
TOTAL, Coal, Coke, and Patent Fuel - }	428,535	334,181	297,912	653,694	559,190	494,064	381,415	341,961	773,045	710,920
Coffee (other than Roasted or Ground) (I. I.):										
Austria-Hungary - Cwt.	2,326	661	655	837	797	5,309	1,913	2,149	3,543	2,676
Straits Settlements - "	2,340	2,430	2,745	2,132	3,170	4,929	4,921	6,472	4,770	9,034
Other Countries - "	1,763	1,603	1,362	865	1,743	4,307	4,336	4,924	3,381	5,933
"	6,429	4,694	4,762	3,834	5,715	14,635	11,220	13,545	10,504	17,663
Coir, unmanufactured (II. J.)										
Cwt.	339	1,190	447	1,365	3,407	101	414	191	699	1,430
Coir, manufactured (excluding Rope) (III. P.) - Cwt.	5,971	4,331	3,137	2,856	5,675	3,819	3,276	2,988	3,064	5,247
Coral (IV.):										
Italy - Lb.	55,543	56,355	44,809	53,512	52,803	8,473	5,659	2,077	5,018	3,370
Other Countries - "	1,644	765	1,693	412	932	32	29	1,533	12	25
"	57,187	57,120	46,507	53,924	53,735	8,505	5,688	4,210	5,030	3,395
Cordage and Rope of Vegetable Fibre (excluding Jute and Cotton) (III. P.):										
United Kingdom - Cwt.	8,130	6,003	7,630	8,333	9,577	20,706	20,563	27,270	32,761	38,942
Austria-Hungary - "	1,551	1,434	1,252	2,912	2,660	4,632	3,755	4,754	10,747	11,330
Italy - "	537	910	962	1,170	1,651	2,099	3,632	3,744	4,757	7,168
China, Hong-Kong - "	9,067	10,462	8,868	8,666	11,099	18,638	23,696	17,368	18,187	23,287
Other Countries - "	3,797	2,578	2,936	2,304	2,468	5,742	5,195	4,508	3,942	3,635
"	23,132	21,387	21,643	23,390	27,455	57,807	56,841	57,644	70,304	89,262
Cork Manufactures (III. P.):										
United Kingdom - Cwt.	545	648	930	960	1,350	4,567	4,950	5,074	6,004	6,620
Other Countries - "	604	877	854	977	1,430	4,444	4,608	4,940	6,112	7,690
"	1,149	1,525	1,784	1,937	2,780	9,011	9,558	10,014	12,116	14,310
Cutlery (III. E.):										
United Kingdom - "	—	—	—	—	—	56,433	74,124	72,957	69,798	77,600
Belgium - "	—	—	—	—	—	8,330	11,694	13,911	9,972	12,401
Germany - "	—	—	—	—	—	28,524	44,924	50,450	58,804	82,285
United States - "	—	—	—	—	—	3,537	7,337	4,335	8,450	11,304
Other Countries - "	—	—	—	—	—	1,619	3,264	3,999	2,545	5,073
"	—	—	—	—	—	98,403	141,548	145,661	149,650	188,882
Cycles (other than Motor-Cycles), and Parts thereof and Accessories:										
*Cycles, imported entire or in sections (III. C.):										
United Kingdom - No.	—	—	—	28,832	34,136	—	—	—	106,328	125,995
Other Countries - "	—	—	—	208	441	—	—	—	1,254	1,442
"	—	—	—	29,150	34,577	—	—	—	107,582	127,437
*†Parts of Cycles and Accessories (exclusive of Rubber Tyres) (III. C.):										
United Kingdom - "	—	—	—	—	—	—	—	—	113,996	96,250
Germany - "	—	—	—	—	—	—	—	—	14,414	7,531
Other Countries - "	—	—	—	—	—	—	—	—	407	238
"	—	—	—	—	—	—	—	—	128,817	104,019
Total Cycles, and Parts thereof and Accessories:										
United Kingdom - "	—	—	—	—	—	166,609	166,804	203,917	220,324	222,245
Germany - "	—	—	—	—	—	5,359	14,088	15,581	14,956	8,273
Other Countries - "	—	—	—	—	—	1,637	2,063	1,156	1,119	938
"	—	—	—	—	—	173,605	182,955	220,654	236,399	231,456
Drugs and Medicines (excluding Chemicals and Narcotics):										
Aloes (III. D.) - Cwt.	1,693	2,041	2,184	1,404	1,632	2,426	3,183	3,578	2,123	2,446

* Separately recorded from April 1912.

† Figures for 1912-13 are inclusive of Rubber Tyres.

Imports of Principal Articles, distinguishing Principal Countries—continued.

ARTICLES AND COUNTRIES.	QUANTITIES.					VALUE.				
	1909-10.	1910-11.	1911-12.	1912-13.	1913-14.	1909-10.	1910-11.	1911-12.	1912-13.	1913-14.
Drugs and Medicines (excluding Chemicals and Narcotics)—cont.										
Asafetida (III. D.):						£	£	£	£	£
Persia - - - Cwt.	5,558	8,443	5,786	5,017	5,810	20,711	26,252	18,636	22,168	24,933
Other Countries - - "	14	77	238	13	7	33	365	454	30	20
"	5,572	8,520	6,024	5,030	5,817	20,744	26,617	19,090	22,198	24,953
Camphor (III. D.):										
China, Hong Kong - Lb.	424,637	232,304	172,770	139,188	41,132	27,334	16,505	12,065	9,378	2,985
" Treaty Ports - - "	62,114	104,017	145,632	81,137	23,254	3,611	6,340	9,340	5,257	1,496
Japan - - - - - "	734,717	740,741	859,634	1,088,640	1,053,734	62,576	63,737	78,500	94,692	83,198
Straits Settlements - - "	213,151	158,298	242,302	145,617	208,846	5,576	4,776	6,732	4,006	6,021
Other Countries - - "	23,299	15,953	85,248	51,597	36,261	1,728	1,359	7,263	4,497	2,705
"	1,457,918	1,251,313	1,505,636	1,506,179	1,363,237	100,825	92,717	113,900	117,830	96,405
Cassia Ligna (III. D.):										
China, Hong Kong - Cwt.	12,874	13,840	8,167	13,457	22,238	25,632	27,417	15,884	23,407	35,243
" Treaty Ports - - "	16,753	22,086	22,732	18,439	23,294	33,101	43,533	42,473	31,321	34,835
Other Countries - - "	339	453	993	321	938	712	894	1,909	641	1,641
"	30,016	36,379	31,892	32,217	46,470	59,445	71,844	60,266	55,369	71,719
Cocaine (III. D.) - Oz.	1,074	1,361	1,422	1,709	1,456	604	776	869	973	724
*Galangal (III. D.) - Cwt.	5,874	4,787	5,039	—	—	1,908	1,632	1,851	—	—
Proprietary and Patent Medicines (III. D.):										
United Kingdom - - -	—	—	—	—	—	125,691	141,680	141,449	125,276	125,683
France - - - - -	—	—	—	—	—	7,231	8,132	9,363	5,427	9,238
Germany - - - - -	—	—	—	—	—	2,823	1,930	4,528	2,665	15,531
United States - - - -	—	—	—	—	—	16,978	15,836	13,028	15,582	15,855
Japan - - - - -	—	—	—	—	—	22	53	2,269	2,332	6,953
Other Countries - - -	—	—	—	—	—	1,201	1,580	2,110	1,372	2,761
"	—	—	—	—	—	153,946	168,761	172,747	153,304	176,021
Quinine and Alkaloids thereof (including Cinchona and Peruvian Bark) (III. D.):										
United Kingdom - Lb.	93,160	105,330	99,369	73,823	75,936	50,880	59,903	61,568	51,523	69,681
Germany - - - - -	21,091	13,133	14,424	13,142	25,700	8,364	5,662	7,028	7,704	18,835
United States - - -	8	6,075	6,153	7,666	6,008	6	5,199	6,257	7,040	5,884
Other Countries - - -	5,853	3,611	5,433	10,134	9,449	3,225	2,220	2,594	5,237	8,041
"	120,112	128,149	125,379	104,765	117,088	62,475	72,984	77,445	71,509	102,441
†Sarsaparilla and preparations thereof (III. D.):	—	—	—	—	—	—	—	—	2,602	2,556
Storax, including Liquid Storax (Rose Melloes) (III. D.) - Lb.	207,288	146,182	49,078	131,778	78,430	4,134	3,168	1,074	2,391	1,487
Other Sorts of Drugs and Medicines (III. D.):										
United Kingdom - - -	—	—	—	—	—	128,693	143,058	164,793	193,455	202,950
France - - - - -	—	—	—	—	—	6,639	4,724	7,347	10,094	7,905
Germany - - - - -	—	—	—	—	—	19,039	19,362	21,063	23,909	30,719
United States - - - -	—	—	—	—	—	6,558	7,047	6,897	8,025	9,185
Japan - - - - -	—	—	—	—	—	4,044	5,953	6,668	8,698	17,954
Straits Settlements - -	—	—	—	—	—	6,696	9,902	11,944	11,675	10,336
Turkey, Asiatic: Persian Gulf - - - - -	—	—	—	—	—	6,058	6,207	4,362	3,533	3,426
Other Countries - - -	—	—	—	—	—	12,841	12,505	15,274	16,201	19,263
"	—	—	—	—	—	190,624	208,658	238,366	275,590	301,738
TOTAL, Drugs and Medicines	—	—	—	—	—	597,181	650,345	689,186	703,889	780,490
Dyeing and Tanning Substances:										
Cochineal (III. F.):										
France - - - - - Cwt.	1,916	1,792	1,135	1,143	1,220	9,746	10,047	6,862	10,584	11,569
Other Countries - - -	388	346	258	899	445	2,710	1,854	1,566	8,292	4,517
"	2,304	2,138	1,393	2,047	1,665	12,456	11,901	8,428	18,876	16,086
Catch and Gambier (III. F.):										
Straits Settlements - Cwt.	37,504	36,937	36,949	43,948	43,290	47,265	47,767	40,913	62,310	55,079
Other Countries - - -	9	35	76	96	6	16	43	70	158	13
"	37,513	36,972	36,925	44,044	43,296	47,281	47,810	40,983	62,468	55,092

* Included with "Drugs and Medicines—Other Sorts" from April 1912.

† Separately recorded from April 1912.

‡ Figures prior to 1911-12 relate to the whole of Asiatic Turkey.

Imports of Principal Articles, distinguishing Principal Countries—continued.

ARTICLES AND COUNTRIES.	QUANTITIES.					VALUE.				
	1909-10.	1910-11.	1911-12.	1912-13.	1913-14.	1909-10.	1910-11.	1911-12.	1912-13.	1913-14.
Dyeing and Tanning Substances —cont.										
Dyes obtained from Coal Tar:										
Alizarine (III. F.):						£	£	£	£	£
United Kingdom - Lb.	1,207,752	1,094,285	1,013,376	1,397,545	963,698	37,482	34,234	29,938	32,220	23,561
Belgium - - - - -	771,782	754,344	798,080	809,189	804,243	37,191	36,297	35,458	31,357	32,946
Germany - - - - -	4,781,867	4,013,685	4,213,834	5,943,770	4,637,450	158,736	140,738	140,279	173,586	129,764
Other Countries - - -	14,560	6,004	32,585	7,540	64,348	659	616	920	447	1,823
	6,775,961	5,868,328	6,057,875	8,163,044	6,469,739	234,068	211,885	206,595	237,670	188,093
Aniline (III. F.):										
United Kingdom - Lb.	159,924	102,336	96,831	115,919	99,067	8,772	7,006	6,580	8,365	7,442
Belgium - - - - -	467,146	476,217	381,976	730,222	916,422	23,253	21,665	17,177	35,901	45,857
Germany - - - - -	5,392,161	7,317,262	6,496,327	8,000,008	7,553,830	270,939	387,043	399,248	494,603	408,302
Italy - - - - -	136,778	212,443	75,000	463,380	252,232	6,086	9,205	3,445	19,071	11,491
Switzerland - - - -	798,129	1,019,245	760,721	716,871	822,507	36,500	44,628	33,137	31,170	85,793
Other Countries - - -	45,858	76,509	165,169	55,698	59,064	1,679	3,286	7,679	3,066	2,967
	6,999,996	9,204,012	7,976,024	10,082,098	9,703,122	347,229	472,633	407,265	522,176	511,822
*Others (III. F.) - Lb.	—	—	—	63,588	73,034	—	—	—	5,558	6,816
TOTAL, Dyes obtained from Coal Tar - - -	13,775,957	15,072,340	14,033,899	18,308,790	16,245,895	581,297	634,718	613,860	765,404	706,731
Indigo Synthetic (III. F.):										
Belgium - - - - - Cwt.	222	126	48	188	608	2,227	1,404	521	2,208	6,278
Germany - - - - -	1,609	4,211	3,699	5,848	5,378	14,893	44,994	37,412	57,376	55,200
Other Countries - - -	7	155	147	27	65	49	1,786	920	308	513
	1,838	4,492	3,899	6,063	6,051	17,109	48,184	38,853	59,892	62,000
Saffron (III. F.):										
France - - - - - Lb.	26,508	28,796	44,602	27,940	28,107	23,096	28,159	34,966	30,110	31,161
Spain - - - - -	18,277	23,341	27,981	28,534	39,671	19,071	23,188	26,765	23,408	31,971
Other Countries - - -	801	98	56	628	536	422	97	80	1,263	143
	45,086	52,235	72,639	57,100	59,314	42,589	51,444	61,820	59,781	63,275
Other Sorts (including Lac Dye) (III. F.) - Cwt.	19,416	18,558	50,221	23,977	26,945	38,709	52,097	68,228	47,767	39,440
TOTAL, Dyeing and Tanning Substances - - -	—	—	—	—	—	739,441	806,154	841,172	1,014,188	942,633
Earthenware and Porcelain (excluding pipes of Earthenware) (III. H.):										
United Kingdom - - -	—	—	—	—	—	168,365	176,585	209,040	216,521	245,095
Austria-Hungary - - -	—	—	—	—	—	16,104	16,715	26,336	19,388	15,560
Belgium - - - - -	—	—	—	—	—	17,829	28,510	19,961	24,178	24,394
Germany - - - - -	—	—	—	—	—	31,840	36,918	34,414	38,319	56,193
Holland - - - - -	—	—	—	—	—	17,065	9,810	19,480	17,973	22,494
China, Hong-Kong - - -	—	—	—	—	—	7,712	7,969	3,838	3,440	4,275
Japan - - - - -	—	—	—	—	—	19,380	21,706	26,702	30,984	42,260
Straits Settlements - -	—	—	—	—	—	5,272	4,785	4,945	3,813	4,065
Other Countries - - -	—	—	—	—	—	6,925	6,450	8,026	7,457	8,928
	—	—	—	—	—	290,492	309,448	354,260	362,073	423,279
*Electroplated Ware (III. E.):										
United Kingdom - - -	—	—	—	—	—	—	—	—	33,346	44,474
Other Countries - - -	—	—	—	—	—	—	—	—	4,451	8,978
	—	—	—	—	—	—	—	—	37,797	48,412
Feathers (II. J.) - - - Lb.	1,896	1,633	1,644	2,261	1,168	122	82	122	137	83
Fireworks (III. P.):										
United Kingdom - - -	—	—	—	—	—	1,708	1,954	2,454	16,390	2,982
Germany - - - - -	—	—	—	—	—	2,453	8,016	5,518	10,384	11,871
China, Hong-Kong - - -	—	—	—	—	—	24,178	44,818	40,042	26,742	30,900
Other Countries - - -	—	—	—	—	—	2,889	4,084	3,440	7,388	3,762
	—	—	—	—	—	31,228	58,872	51,454	60,904	49,515
Fish (excluding Canned Fish):										
Fish, Dry, Unsalted (I. A.):										
Muscat Territory and Trucial Oman - Cwt.	31,001	8,014	18,390	12,823	18,760	7,603	2,331	4,331	3,757	5,788
Straits Settlements - -	12,548	11,711	12,303	10,248	8,876	18,017	18,853	18,530	14,835	14,708
Other Countries - - -	8,518	10,597	13,551	19,345	13,093	5,806	6,642	9,905	13,901	12,608
	52,067	30,322	44,244	42,416	40,729	31,426	27,826	32,766	32,493	33,104

* Separately recorded from April 1912.

Imports of Principal Articles, distinguishing Principal Countries—continued.

ARTICLES AND COUNTRIES.	QUANTITIES.					VALUE.				
	1909-10.	1910-11.	1911-12.	1912-13.	1913-14.	1909-10.	1910-11.	1911-12.	1912-13.	1913-14.
Fish (excluding Canned Fish)— cont.						£	£	£	£	£
Fish, Dry, Salted (I. A.):										
Ceylon - - - Cwt.	398	350	238	252	4,853	190	163	155	118	6,261
Muscat Territory and Trucial Oman - - "	4,764	8,178	10,435	18,862	12,290	2,600	4,233	5,310	8,760	9,886
Straits Settlements - - "	107,535	77,652	81,225	86,667	94,839	147,613	91,052	105,773	112,180	126,358
Other Countries - - "	2,436	5,091	4,725	5,973	4,654	1,345	2,700	2,938	2,901	3,394
"	115,133	91,241	96,623	111,754	116,636	151,748	98,168	114,176	123,959	145,899
Fishmaws and Sharkfins (I. A.):										
Aden - - - Cwt.	4,218	3,754	5,316	2,064	1,230	11,291	11,590	14,609	6,229	3,118
Muscat Territory and Trucial Oman - - "	3,922	3,805	5,813	5,064	3,186	10,097	10,976	15,817	13,967	8,999
Other States in Arabia - - "	56	215	32	2,154	717	106	576	93	6,053	2,042
Persia - - - "	2,455	1,685	1,646	700	447	7,454	5,802	5,113	2,545	1,597
Other Countries - - "	1,009	1,497	639	989	1,334	3,484	4,505	2,495	3,075	3,537
"	11,660	10,956	13,446	10,951	6,914	32,432	33,440	38,127	31,869	19,293
Fish, Wet, Salted (ngapi) (I. A.):										
Straits Settlements - Cwt.	75,011	52,697	36,222	37,103	28,738	27,848	19,600	12,943	12,673	9,775
Other Countries - - "	408	264	321	627	431	219	156	270	296	228
"	75,419	52,961	36,543	37,730	29,169	28,067	19,756	13,213	12,969	10,003
*Fish, other Sorts (I. A.): Cwt.				113	18				100	78
TOTAL, Fish - - - "	254,279	185,460	190,856	202,964	193,466	243,675	179,199	198,282	201,390	208,377
Flour, Bran, and Pollards (ex- cluding Oilcake) (IV.):										
Australia - - - Cwt.	55,248	64,790	53,958	55,234	69,012	13,764	13,180	13,650	12,521	15,076
Other Countries - - "	4,819	7,824	7,659	6,831	7,242	1,234	1,809	1,855	1,408	1,165
"	60,067	72,614	61,617	62,065	76,254	14,998	14,989	15,505	13,929	16,241
Fruits and Vegetables:										
Fresh Fruits and Vegetables:										
Fresh Fruits:										
Cocoanuts (I. B.)										
Maldives - - - No.	3,861,499	3,388,429	3,445,027	3,954,137	3,921,200	6,411	6,742	6,625	8,076	8,863
Straits Settlements - - "	6,022,868	5,090,715	3,961,091	5,087,040	4,715,412	26,574	22,589	19,620	24,592	22,029
Other Countries - - "	995,580	1,455,434	794,933	522,033	644,159	1,951	3,080	2,059	1,416	1,521
"	10,879,947	9,934,578	8,201,051	9,563,210	9,280,771	34,936	32,411	28,304	34,084	32,413
Others (I. B.):										
United Kingdom - - -						5,566	7,156	4,803	4,884	6,449
Muscat Territory and Trucial Oman - - -						6,037	5,580	5,534	2,214	2,685
Straits Settlements - - -						5,010	5,385	7,818	10,061	5,169
Australia - - - - -						5,494	7,311	6,620	8,892	6,815
Other Countries - - -						2,185	3,597	5,128	3,518	3,283
"						24,292	29,029	29,903	29,569	24,401
Fresh Vegetables of all kinds (I. B.):										
Italy - - - - -						20,738	32,981	29,938	40,362	62,731
East African Protectorate - - -						13	462	1,543	11,635	3,666
Japan - - - - -						0	0	1	0	5,334
Other Countries - - -						1,544	2,323	2,813	2,640	3,288
"						22,295	35,766	34,345	54,637	75,019
TOTAL, Fresh Fruits and Vegetables						81,523	97,206	92,552	118,290	131,833
Fruits and Vegetables: Dried, Salted or Preserved, not being Canned or Bottled:										
Almonds (I. B.):										
France - - - - - Cwt.	27,801	24,946	26,715	26,917	17,199	56,355	52,080	62,984	64,782	50,342
Italy - - - - - "	5,130	10,762	8,572	17,668	7,379	5,791	15,248	13,809	38,482	19,779
Persia - - - - - "	24,692	20,792	27,359	21,045	20,111	54,829	61,413	65,982	55,506	64,977
Turkey, Asiatic— Levant and Black Sea†	4,994	9,437	7,757	7,807	6,144	11,874	20,880	10,688	13,458	14,166
Other Countries - - -	1,430	384	3,915	10,112	6,270	3,913	868	5,998	14,932	13,689
"	64,047	66,321	74,318	83,547	57,103	132,762	150,489	159,451	187,160	162,953

* Separately recorded from April 1912.

† Figures prior to 1911-12 relate to the whole of Asiatic Turkey.

Imports of Principal Articles, distinguishing Principal Countries—continued.

ARTICLES AND COUNTRIES.	QUANTITIES.					VALUE.				
	1909-10.	1910-11.	1911-12.	1912-13.	1913-14.	1909-10.	1910-11.	1911-12.	1912-13.	1913-14.
Fruits and Vegetables: Dried, Salted or Preserved not being Canned or Bottled—cont.										
*Currants and Raisins (L. B.)						£	£	£	£	£
Persia - - - - - Cwt.	—	—	—	19,869	12,211	—	—	—	14,233	9,538
Other Countries - - - - - "	—	—	—	3,812	4,630	—	—	—	5,183	5,040
"	—	—	—	23,681	16,841	—	—	—	10,415	14,639
Dates (L. B.):										
Muscat Territory and Trucial Oman - - - - - Cwt.	199,878	271,799	242,717	238,896	207,398	102,358	144,669	137,899	110,139	113,734
Other States in Arabia - - - - - "	0	75	15,749	30,302	32,822	0	38	6,778	12,177	13,335
Bahrain Islands - - - - - "	26,350	37,703	23,035	25,234	20,794	12,014	17,964	9,919	11,463	10,388
Persia - - - - - "	72,119	92,052	119,693	122,966	105,069	27,863	43,000	48,513	51,938	44,029
Turkey, Asiatic†:										
Levant and Black Sea - - - - - "	609,844	507,455	0	27,176	1,262	221,912	201,093	0	9,968	430
Persian Gulf - - - - - "			552,320	427,157	548,849			204,225	155,038	218,468
Other Countries - - - - - "	2,807	939	9,661	8,835	2,243	1,171	461	4,339	1,960	1,027
"	910,988	910,023	963,175	876,066	918,437	365,818	407,225	401,723	358,752	401,411
Other Sorts (L. B.):										
United Kingdom - - - - - Cwt.	4,946	5,632	5,269	1,902	2,107	14,073	16,051	15,746	6,559	6,729
Greece - - - - - "	4,988	2,237	5,178	4,206	3,790	4,674	2,623	5,049	4,527	4,040
China, Hong-Kong - - - - - "	5,186	8,431	8,105	7,826	7,486	5,074	7,422	8,334	5,895	5,900
Persia - - - - - "	18,011	23,973	23,837	3,005	3,308	23,435	23,742	21,303	5,478	6,748
Straits Settlements - - - - - "	14,143	16,153	25,848	31,111	21,960	7,633	9,438	13,153	13,819	10,745
Other Countries - - - - - "	15,460	11,586	9,723	12,345	9,995	16,657	12,880	11,742	9,248	8,592
"	62,734	68,062	77,960	60,395	48,846	71,546	72,156	75,980	45,520	42,753
TOTAL, Fruits and Vegetables, Dried, &c.	1,037,779	1,044,406	1,115,453	1,043,689	1,041,027	569,626	629,870	637,154	610,847	621,750
TOTAL, Fruits and Vegetables	—	—	—	—	—	651,149	727,076	729,706	729,137	753,533
Furniture and Cabinet Ware:										
*Bedsteads (III. G.):										
United Kingdom - - - - - "	—	—	—	—	—	—	—	—	22,457	23,406
Other Countries - - - - - "	—	—	—	—	—	—	—	—	1,856	1,950
"	—	—	—	—	—	—	—	—	24,313	25,356
*Furniture, of Wood (other than Bedsteads) (III. G.):										
United Kingdom - - - - - "	—	—	—	—	—	—	—	—	14,638	16,362
Austria-Hungary - - - - - "	—	—	—	—	—	—	—	—	7,141	10,479
Other Countries - - - - - "	—	—	—	—	—	—	—	—	8,532	9,045
"	—	—	—	—	—	—	—	—	30,311	35,886
*Furniture of other Materials (other than Bedsteads) (III. G.):										
United Kingdom - - - - - "	—	—	—	—	—	—	—	—	31,465	41,407
United States - - - - - "	—	—	—	—	—	—	—	—	7,404	5,973
Other Countries - - - - - "	—	—	—	—	—	—	—	—	19,383	15,105
"	—	—	—	—	—	—	—	—	58,252	62,485
*Mouldings (III. G.):										
Germany - - - - - "	—	—	—	—	—	—	—	—	32,559	31,015
Other Countries - - - - - "	—	—	—	—	—	—	—	—	3,565	5,290
"	—	—	—	—	—	—	—	—	36,124	36,305
Total Furniture and Cabinet Ware:										
United Kingdom - - - - - "	—	—	—	—	—	57,789	69,904	79,303	70,050	83,718
Austria-Hungary - - - - - "	—	—	—	—	—	10,331	13,473	15,625	8,175	11,586
Germany - - - - - "	—	—	—	—	—	26,635	30,912	33,804	36,903	35,548
United States - - - - - "	—	—	—	—	—	7,382	6,533	8,783	13,327	11,818
Japan - - - - - "	—	—	—	—	—	3,733	4,904	4,858	4,048	5,044
Straits Settlements - - - - - "	—	—	—	—	—	5,126	3,660	3,971	3,702	3,295
Other Countries - - - - - "	—	—	—	—	—	5,996	6,523	9,234	11,595	8,432
"	—	—	—	—	—	116,992	135,909	155,578	149,000	160,041
Glass and Glassware:										
Bangles (III. H.):										
Austria-Hungary - - - - - "	—	—	—	—	—	256,787	319,764	379,002	372,431	483,555
Germany - - - - - "	—	—	—	—	—	13,811	13,463	4,740	8,803	18,065
China, Treaty Ports - - - - - "	—	—	—	—	—	39,396	37,196	27,206	31,179	32,476
Other Countries - - - - - "	—	—	—	—	—	5,569	1,252	2,231	428	2,225
"	—	—	—	—	—	317,563	371,875	413,179	412,841	536,321

* Separately recorded from April 1912.
 † Figures prior to 1911-12 relate to the whole of Asiatic Turkey.

Imports of Principal Articles, distinguishing Principal Countries—continued.

ARTICLES AND COUNTRIES.	QUANTITIES.					VALUE.				
	1909-10.	1910-11.	1911-12.	1912-13.	1913-14.	1909-10.	1910-11.	1911-12.	1912-13.	1913-14.
Glass and Glassware—cont.										
Beads and False Pearls (III. H.):						£	£	£	£	£
Austria-Hungary - Cwt.	3,889	4,322	3,481	3,047	6,329	47,341	53,004	41,446	32,018	37,572
France - - - - - "	624	508	247	359	325	19,393	33,190	15,888	20,837	26,498
Germany - - - - - "	2,654	4,335	2,895	4,370	3,178	13,009	22,935	10,712	15,295	24,316
Italy - - - - - "	11,786	12,644	14,751	12,650	13,272	23,139	24,961	31,430	25,347	31,332
Japan - - - - - "	582	3,697	7,122	16,449	8,613	7,394	45,875	56,270	104,089	39,949
Other Countries - - - "	522	261	444	281	516	2,269	2,172	2,199	3,781	3,263
	20,057	25,767	23,940	37,136	32,233	112,545	187,137	157,945	201,667	162,925
Bottles and Phials:										
*Soda Water Bottles (III. H.):										
United Kingdom - Gross	—	—	—	27,842	33,922	—	—	—	34,623	42,100
Other Countries - - - "	—	—	—	2,388	966	—	—	—	2,261	1,096
	—	—	—	30,230	34,888	—	—	—	37,084	43,196
*Others (III. H.):										
United Kingdom - Gross	—	—	—	24,911	37,587	—	—	—	19,496	24,073
Germany - - - - - "	—	—	—	75,988	100,192	—	—	—	34,046	47,247
Japan - - - - - "	—	—	—	79,737	142,487	—	—	—	10,313	21,137
Other Countries - - - "	—	—	—	30,707	42,146	—	—	—	8,892	10,474
	—	—	—	211,343	322,412	—	—	—	72,747	102,981
Total Bottles and Phials:										
United Kingdom - Gross	31,554	37,230	37,916	52,754	71,509	33,174	39,942	38,947	54,319	66,173
Germany - - - - - "	18,551	14,765	20,906	77,446	101,051	13,978	12,342	12,006	35,648	48,201
Japan - - - - - "	2,682	5,434	6,313	79,957	142,537	335	545	719	10,497	21,256
Other Countries - - - "	24,190	11,361	18,346	31,416	42,203	3,534	3,533	3,786	9,367	10,547
	76,977	68,790	83,481	241,573	357,300	51,021	56,362	55,358	109,831	146,177
Funnels, Globes, and Glass Parts of Lamps (III. H.):										
United Kingdom - - - -	—	—	—	—	—	9,569	8,997	9,452	9,610	9,082
Austria-Hungary - - - -	—	—	—	—	—	18,629	23,125	20,708	31,806	33,709
Belgium - - - - - "	—	—	—	—	—	3,145	6,618	7,150	14,939	13,436
Germany - - - - - "	—	—	—	—	—	21,782	29,940	21,430	42,873	49,054
United States - - - - -	—	—	—	—	—	1,379	1,947	2,509	5,380	7,919
Japan - - - - - "	—	—	—	—	—	2,675	5,256	1,826	3,754	5,747
Other Countries - - - -	—	—	—	—	—	922	721	379	428	596
	—	—	—	—	—	58,101	81,604	63,454	108,790	119,543
Sheet and Plate (III. H.):										
United Kingdom - Sup. ft.	1,345,010	1,703,192	1,994,298	3,125,082	3,039,224	26,268	32,256	31,068	42,329	48,226
Austria-Hungary - - - "	14,230	27,282	5,720	38,597	1,191,810	218	398	51	489	6,382
Belgium - - - - - "	9,811,835	11,738,264	11,744,669	12,023,130	11,777,804	50,756	59,980	63,050	73,546	81,190
Germany - - - - - "	1,895,468	2,425,563	1,354,270	3,480,329	1,933,557	10,468	14,178	8,195	20,469	13,087
Other Countries - - - -	66,811	14,502	128,022	38,550	15,840	763	750	655	275	137
	13,133,354	15,908,803	15,226,979	18,705,688	17,958,235	88,488	107,562	103,019	137,108	149,022
*Tableware, including Decanters, Tumblers, &c. (III. H.):										
United Kingdom - - - -	—	—	—	—	—	—	—	—	4,728	6,995
Austria-Hungary - - - -	—	—	—	—	—	—	—	—	6,332	6,564
Belgium - - - - - "	—	—	—	—	—	—	—	—	16,539	16,783
Germany - - - - - "	—	—	—	—	—	—	—	—	8,577	9,052
Japan - - - - - "	—	—	—	—	—	—	—	—	5,963	12,935
Other Countries - - - -	—	—	—	—	—	—	—	—	377	733
	—	—	—	—	—	—	—	—	42,516	53,062
Other Glassware (III. H.):										
United Kingdom - - - -	—	—	—	—	—	61,237	52,541	63,123	44,390	42,099
Austria-Hungary - - - -	—	—	—	—	—	28,892	32,846	27,185	16,570	14,018
Belgium - - - - - "	—	—	—	—	—	42,972	41,817	38,349	17,876	13,950
Germany - - - - - "	—	—	—	—	—	67,215	72,443	64,169	40,451	28,302
United States - - - - -	—	—	—	—	—	2,780	3,820	3,562	5,006	1,441
Japan - - - - - "	—	—	—	—	—	21,059	32,886	33,529	26,420	24,500
Other Countries - - - -	—	—	—	—	—	4,987	4,796	6,262	5,465	4,093
	—	—	—	—	—	229,142	241,149	236,179	156,178	129,303
TOTAL, Glass and Glassware	—	—	—	—	—	856,860	1,045,489	1,029,134	1,168,931	1,296,853
Grain, Pulse, and Flour:										
Barley (I. C.) - - Cwt.	56	263	15,521	14,390	4,208	26	70	4,548	4,617	1,168
Oats (I. C.):										
Cape Colony - - - Cwt.	49,410	11,355	6	0	0	16,562	3,372	8	0	0
Australia - - - - - "	12,249	3,508	5,104	3,054	24,624	4,491	1,587	1,348	1,479	9,510
Other Countries - - - "	7,193	500	610	61	844	2,480	261	341	77	470
	68,852	15,363	5,720	3,115	25,468	23,533	5,220	1,697	1,556	9,990

* Separately recorded from April 1912.

Imports of Principal Articles, distinguishing Principal Countries—continued.

ARTICLES AND COUNTRIES.	QUANTITIES.					VALUE.				
	1909-10.	1910-11.	1911-12.	1912-13.	1913-14.	1909-10.	1910-11.	1911-12.	1912-13.	1913-14.
Grain, Pulse, and Flour—cont.										
Pulse (I. C.)						£	£	£	£	£
China, Hong-Kong - Cwt.	35,737	7,982	5,822	9,122	11,643	11,046	3,646	1,965	3,174	4,345
" Treaty Ports - "	27,845	11	3,574	253	4,259	9,142	4	1,311	135	1,500
Turkey, Asiatic: Persian Gulf* - "	9,078	8,754	19,139	26,912	1,829	3,431	3,513	9,653	13,269	782
Other Countries - "	12,132	4,387	14,070	9,652	6,725	4,083	1,689	4,874	4,180	2,959
"	84,792	21,134	42,605	45,969	24,456	27,692	7,852	17,823	20,758	9,536
Rice in the Husk (I. C.) Cwt.	9,027	481	4,356	734	1,937	2,313	101	1,184	220	467
Rice not in the Husk (I. C.):										
French Indo-China - Cwt.	79,052	0	0	0	0	32,280	0	0	0	0
Straits Settlements - "	181,455	123,270	1,126	2,573	222,164	77,706	51,476	598	1,363	116,075
Other Countries - "	2,391	1,576	1,568	3,438	3,974	1,293	831	831	1,950	1,840
"	263,398	124,846	2,694	6,011	225,838	111,279	52,907	1,360	3,313	118,824
Wheat (I. C.):										
Persia - Cwt.	0	401	11,261	2,114	0	0	150	5,173	952	0
Turkey, Asiatic: Persian Gulf* - "	5,535	197	21,168	46,486	4	2,526	77	10,318	23,401	3
Other Countries - "	2,237	395	2,936	2,172	142	1,112	96	968	854	56
"	7,772	993	35,365	50,772	146	3,638	323	16,550	25,207	59
Wheat Flour in Bags (I. C.):										
China, Hong-Kong - Cwt.	36,390	43,677	53,067	45,958	60,358	20,278	22,701	20,820	23,151	30,225
Australia - "	958	9,133	21,246	8,754	11,730	629	4,907	10,510	4,429	6,530
Other Countries - "	10,070	5,217	3,850	3,823	4,704	5,973	3,221	2,477	2,422	2,743
"	47,418	58,027	78,163	58,540	85,792	26,880	30,829	30,807	30,002	45,507
Other Sorts (I. C.) - "	14,170	2,229	6,269	5,151	2,607	4,392	747	2,030	1,522	960
TOTAL, Grain, Pulse, and Flour - }	495,485	223,336	190,898	184,652	370,452	199,753	97,440	84,976	87,195	180,500
Gums and Resins:										
Arabic (II. B.):										
Aden - Cwt.	10,222	8,506	5,335	7,930	6,801	12,310	10,286	8,039	12,015	8,036
Other Countries - "	1,688	680	270	2,212	1,224	2,010	896	873	3,427	1,482
"	11,910	9,186	5,605	10,142	8,025	14,320	11,182	8,412	16,342	10,118
Benjamin (II. B.):										
Straits Settlements - Cwt.	14,228	12,025	16,388	14,982	13,545	27,628	28,275	44,162	40,835	32,905
Other Countries - "	0	12	42	2	635	3	85	136	5	1,780
"	14,228	12,037	16,430	14,984	14,180	27,631	28,310	44,298	40,840	34,745
Olibanum or Frankincense (II. B.):										
Aden - Cwt.	14,966	15,542	20,737	12,181	17,458	13,802	15,821	20,572	13,685	15,505
Muscat Territory and Trucial Oman - "	13,233	23,078	19,266	20,091	14,915	9,952	17,890	16,509	24,433	12,238
Other Countries - "	6,026	4,242	3,559	5,671	5,914	4,449	3,014	3,245	5,560	4,900
"	34,275	42,862	43,562	46,943	38,287	28,203	36,725	40,416	43,678	32,643
Resin (II. B.):										
United Kingdom - Cwt.	15,090	8,329	20,353	12,287	13,968	8,386	5,652	18,483	12,112	10,475
United States - "	43,448	27,731	43,068	45,999	25,984	25,428	18,843	41,354	45,684	18,868
Other Countries - "	4,142	4,661	3,245	2,731	4,816	2,346	3,067	2,703	2,407	3,807
"	62,680	40,721	66,766	61,017	44,768	36,158	27,562	62,540	60,203	33,150
Other Sorts (II. B.):										
Persia - Cwt.	27,999	30,107	17,291	28,482	30,963	19,895	26,358	16,533	28,437	32,329
Other Countries - "	4,462	4,240	4,017	2,823	3,295	7,185	7,229	7,510	5,909	6,321
"	32,461	34,347	21,308	31,285	34,258	27,080	33,587	24,043	34,346	38,650
TOTAL, Gums and Resins - }	155,554	139,153	153,671	164,371	139,538	133,392	137,366	179,709	195,499	149,306

* Figures prior to 1911-12 relate to the whole of Asiatic Turkey.

Imports of Principal Articles, distinguishing Principal Countries—continued.

ARTICLES AND COUNTRIES.	QUANTITIES.					VALUE.				
	1909-10.	1910-11.	1911-12.	1912-13.	1913-14.	1909-10.	1910-11.	1911-12.	1912-13.	1913-14.
*Hair and Manufactures of Hair:						£	£	£	£	£
Hair of all kinds (II. J.):										
United Kingdom - Cwt.	—	—	—	528	1,232	—	—	—	4,086	10,526
Other Countries - "	—	—	—	134*	570	—	—	—	398	1,120
"	—	—	—	662	1,802	—	—	—	4,484	11,646
Manufactures of Hair, other than Toilet Requisites (III. P.)	—	—	—	—	—	—	—	—	5,184	5,783
Hardware (excluding Cutlery and Electroplated Ware):										
Agricultural Implements (III. E.):										
United Kingdom	—	—	—	—	—	56,411	63,151	67,115	83,580	97,014
United States	—	—	—	—	—	3,065	3,942	5,658	6,666	6,269
Other Countries	—	—	—	—	—	1,647	1,330	1,107	3,129	4,118
"	—	—	—	—	—	61,123	68,423	73,880	93,375	107,401
*Buckets of Tinned or Galvanised Iron (III. E.):										
United Kingdom	—	—	—	—	—	—	—	—	57,702	66,973
Other Countries	—	—	—	—	—	—	—	—	175	92
"	—	—	—	—	—	—	—	—	57,877	67,065
*Builders' Hardware, such as Locks, Hinges, Door Bolts, &c. (III. E.):										
United Kingdom	—	—	—	—	—	—	—	—	67,959	63,079
Belgium	—	—	—	—	—	—	—	—	6,291	5,454
Germany	—	—	—	—	—	—	—	—	45,242	69,858
Sweden	—	—	—	—	—	—	—	—	13,781	9,735
United States	—	—	—	—	—	—	—	—	12,814	13,992
Other Countries	—	—	—	—	—	—	—	—	1,183	2,058
"	—	—	—	—	—	—	—	—	147,270	164,176
*Domestic Hardware, other than Enamelled Iron Ware (III. E.):										
United Kingdom	—	—	—	—	—	—	—	—	55,432	55,750
Germany	—	—	—	—	—	—	—	—	54,433	46,910
Japan	—	—	—	—	—	—	—	—	2,571	6,300
Other Countries	—	—	—	—	—	—	—	—	11,368	15,604
"	—	—	—	—	—	—	—	—	123,804	124,654
Enamelled Ironware (III. E.):										
United Kingdom	—	—	—	—	—	9,268	13,446	14,780	14,006	15,381
Austria-Hungary	—	—	—	—	—	58,771	90,137	119,860	135,449	124,622
Germany	—	—	—	—	—	16,448	20,881	30,001	43,590	41,055
Other Countries	—	—	—	—	—	1,243	2,336	3,806	1,792	3,393
"	—	—	—	—	—	85,730	126,850	168,447	194,837	184,451
Implements and Tools, other than Agricultural Implements and Machine Tools (III. E.):										
United Kingdom	—	—	—	—	—	109,244	129,839	129,554	183,621	211,039
Belgium	—	—	—	—	—	2,019	2,838	2,764	5,180	5,909
Germany	—	—	—	—	—	6,578	7,201	6,849	16,116	16,988
United States	—	—	—	—	—	13,764	16,836	14,125	22,862	31,908
Other Countries	—	—	—	—	—	739	1,754	1,870	3,530	5,787
"	—	—	—	—	—	132,344	158,568	155,162	231,289	271,631
*Lamps, Metal (III. E.):										
United Kingdom - No.	—	—	—	500,540	504,558	—	—	—	45,124	44,537
Austria-Hungary - "	—	—	—	397,115	412,534	—	—	—	28,184	33,531
Germany - "	—	—	—	870,236	1,686,727	—	—	—	45,174	67,625
United States - "	—	—	—	696,695	1,102,840	—	—	—	77,171	118,748
Japan - "	—	—	—	318,084	915,118	—	—	—	2,000	5,435
Other Countries - "	—	—	—	80,436	40,611	—	—	—	5,436	3,686
"	—	—	—	2,863,106	4,662,438	—	—	—	203,639	273,562
*Lamps, Glass (III. E.):										
Austria-Hungary - No.	—	—	—	249,065	181,240	—	—	—	5,639	3,925
Other Countries - "	—	—	—	272,526	591,948	—	—	—	3,253	7,033
"	—	—	—	521,591	773,197	—	—	—	13,892	11,008
*Parts of Lamps, other than Glass (III. E.):										
United Kingdom	—	—	—	—	—	—	—	—	28,036	26,032
Austria-Hungary	—	—	—	—	—	—	—	—	18,916	20,320
Germany	—	—	—	—	—	—	—	—	19,862	17,613
Japan	—	—	—	—	—	—	—	—	5,684	6,074
United States	—	—	—	—	—	—	—	—	6,451	3,247
Other Countries	—	—	—	—	—	—	—	—	1,820	874
"	—	—	—	—	—	—	—	—	80,569	76,220

* Separately recorded from April 1912.

Imports of Principal Articles, distinguishing Principal Countries—continued.

ARTICLES AND COUNTRIES.	QUANTITIES.					VALUE.				
	1909-10.	1910-11.	1911-12.	1912-13.	1913-14.	1909-10.	1910-11.	1911-12.	1912-13.	1913-14.
Hardware (excluding Cutlery and Plated Ware)—cont.										
*Lampware (III. E.):						£	£	£	£	£
United Kingdom	—	—	—	—	—	60,581	70,605	89,552	—	—
Austria-Hungary	—	—	—	—	—	35,761	44,618	41,215	—	—
Germany	—	—	—	—	—	41,633	59,072	66,452	—	—
United States	—	—	—	—	—	33,525	37,221	56,702	—	—
Japan	—	—	—	—	—	4,326	8,717	7,543	—	—
Other Countries	—	—	—	—	—	4,318	6,621	6,806	—	—
	—	—	—	—	—	185,144	226,854	268,280	—	—
†Safes and Strong Boxes of Metal (III. E.):										
United Kingdom - No.	—	—	—	3,269	5,999	—	—	—	11,086	13,114
Austria-Hungary - "	—	—	—	1,340	1,548	—	—	—	7,036	9,527
Other Countries - "	—	—	—	710	644	—	—	—	4,826	4,530
	—	—	—	5,319	7,591	—	—	—	23,548	27,177
Other Sorts (III. E.):										
United Kingdom	—	—	—	—	—	843,835	879,785	939,528	757,175	910,365
Austria-Hungary	—	—	—	—	—	18,980	25,879	29,341	22,130	27,608
Belgium	—	—	—	—	—	24,321	32,716	33,238	21,215	24,632
France	—	—	—	—	—	8,798	12,804	12,530	8,752	13,336
Germany	—	—	—	—	—	193,400	274,042	274,168	195,918	217,088
Holland	—	—	—	—	—	1,538	5,445	3,027	4,840	8,274
Norway	—	—	—	—	—	2,134	3,899	5,455	4,171	4,822
Sweden	—	—	—	—	—	7,417	13,145	13,617	8,005	7,536
United States	—	—	—	—	—	51,974	68,681	67,900	60,270	76,837
Ceylon	—	—	—	—	—	5,304	4,043	6,350	4,725	6,750
Japan	—	—	—	—	—	6,202	11,082	14,339	10,957	14,420
Straits Settlements	—	—	—	—	—	4,310	5,592	5,423	3,412	3,531
Other Countries	—	—	—	—	—	10,476	10,639	12,439	7,604	9,405
	—	—	—	—	—	1,173,689	1,349,842	1,418,000	1,108,667	1,324,744
TOTAL, Hardware, &c.	—	—	—	—	—	1,643,030	1,930,337	2,063,778	2,278,817	2,632,089
Hides and Skins, Raw:										
Hides, Raw (II. C.):										
Aden - Cwt.	565	3,684	1,646	566	1,112	1,294	7,172	3,610	1,243	2,502
Straits Settlements - "	1,510	4,855	2,503	3,070	3	4,982	15,453	9,074	11,486	9
Other Countries - "	1,493	1,893	2,482	1,695	2,906	4,582	5,610	6,863	5,856	8,424
	3,568	10,432	6,581	5,331	4,021	10,858	28,235	19,547	18,585	10,935
Skins, Raw (II. C.):										
Aden - Cwt.	1,860	1,236	2,248	2,769	4,204	5,701	5,550	13,686	9,865	13,331
Ceylon - "	6,337	7,164	7,972	7,481	7,988	17,362	21,179	23,142	20,834	23,461
Persia - "	11,878	7,368	6,587	8,762	10,723	33,671	20,389	16,355	24,340	20,434
Straits Settlements - "	1,530	1,631	1,823	1,778	1,614	5,702	6,060	6,271	6,351	5,620
Other Countries - "	2,745	2,750	2,201	3,204	4,256	12,604	11,707	8,424	12,450	18,235
	24,350	20,149	20,811	23,974	28,885	75,040	64,885	69,878	73,849	90,131
TOTAL, Hides and Skins, Raw	27,918	30,581	27,392	29,305	32,906	85,898	93,120	89,445	92,434	101,066
Hops (I. I.):										
United Kingdom - Cwt.	1,475	1,384	1,890	1,186	762	6,655	10,031	18,183	10,850	7,502
Other Countries - "	842	597	657	1,173	328	4,331	3,455	6,389	8,381	2,027
	2,317	1,981	2,547	2,359	1,090	10,986	13,486	24,572	19,231	9,529
Horns, Tips and pieces of Horn, and Hornmeal (II. J.) - Cwt.	295	206	125	74	153	8,500	7,248	4,004	1,743	5,085
Instruments, Apparatus, and Appliances, and Parts thereof:										
Electrical, other than Telegraphic and Telephone not being Machinery:										
†Electric Fans and parts thereof (III. E.):										
United Kingdom	—	—	—	—	—	—	—	—	20,202	32,828
Italy	—	—	—	—	—	—	—	—	14,205	15,850
United States	—	—	—	—	—	—	—	—	18,878	23,340
Other Countries	—	—	—	—	—	—	—	—	3,777	10,701
	—	—	—	—	—	—	—	—	57,057	82,219
†Electric Lamps and parts thereof (III. E.):										
United Kingdom	—	—	—	—	—	—	—	—	33,181	41,730
Austria-Hungary	—	—	—	—	—	—	—	—	2,436	6,346
Germany	—	—	—	—	—	—	—	—	8,023	8,993
Other Countries	—	—	—	—	—	—	—	—	5,304	3,590
	—	—	—	—	—	—	—	—	48,994	60,709

* From April 1912 subdivided into "Lamps, Metal"; "Lamps, Glass"; and "Parts of Lamps other than Glass."
† Separately recorded from April 1912.

Imports of Principal Articles, distinguishing Principal Countries—continued.

ARTICLES AND COUNTRIES.	QUANTITIES.					VALUE.				
	1909-10.	1910-11.	1911-12.	1912-13.	1913-14.	1909-10.	1910-11.	1911-12.	1912-13.	1913-14.
Instruments, Apparatus, and Appliances, and Parts thereof—cont.										
Electrical, other than Telegraphic and Telephone not being Machinery—cont.										
*Electric Wires and Cables (III. E.):						£	£	£	£	£
United Kingdom	—	—	—	—	—	—	—	—	131,862	144,208
Germany	—	—	—	—	—	—	—	—	14,842	5,450
Other Countries	—	—	—	—	—	—	—	—	3,976	8,673
	—	—	—	—	—	—	—	—	150,680	158,331
*Other Sorts (III. E.):										
United Kingdom	—	—	—	—	—	—	—	—	246,515	327,336
Germany	—	—	—	—	—	—	—	—	28,006	24,479
United States	—	—	—	—	—	—	—	—	13,508	52,347
Other Countries	—	—	—	—	—	—	—	—	6,999	11,051
	—	—	—	—	—	—	—	—	295,028	415,213
Total Electrical, &c.:										
United Kingdom	—	—	—	—	—	263,593	294,344	390,662	431,760	545,652
Austria-Hungary	—	—	—	—	—	670	4,881	4,347	6,611	14,208
Belgium	—	—	—	—	—	1,899	4,420	949	4,276	7,455
Germany	—	—	—	—	—	13,266	23,246	35,266	53,524	43,177
Italy	—	—	—	—	—	1,416	1,209	371	15,033	18,096
United States	—	—	—	—	—	8,901	4,441	5,401	34,478	79,363
Other Countries	—	—	—	—	—	718	5,841	3,132	6,082	8,521
	—	—	—	—	—	290,463	343,382	440,128	551,759	716,472
Musical:										
*Organs and Harmoniums complete (III. E.) - No.										
United Kingdom	—	—	—	378	568	—	—	—	4,034	4,006
*Pianos and Piano-players complete (III. E.)										
United Kingdom - No.	—	—	—	382	411	—	—	—	12,969	14,387
Germany - "	—	—	—	319	324	—	—	—	11,635	12,845
Other Countries - "	—	—	—	141	83	—	—	—	4,641	2,869
	—	—	—	842	818	—	—	—	29,245	30,101
*Talking Machines and Accessories (III. E.):										
United Kingdom	—	—	—	—	—	—	—	—	26,768	53,074
Germany	—	—	—	—	—	—	—	—	9,043	7,929
Italy	—	—	—	—	—	—	—	—	5,032	6,346
Other Countries	—	—	—	—	—	—	—	—	7,266	4,063
	—	—	—	—	—	—	—	—	48,109	71,412
*Other Sorts, including parts of Musical Instruments (III. E.):										
United Kingdom	—	—	—	—	—	—	—	—	28,182	17,445
France	—	—	—	—	—	—	—	—	7,259	7,393
Germany	—	—	—	—	—	—	—	—	17,581	16,388
Other Countries	—	—	—	—	—	—	—	—	5,201	6,114
	—	—	—	—	—	—	—	—	58,223	47,340
Total Musical:										
United Kingdom	—	—	—	—	—	73,729	76,743	73,730	69,578	85,951
Austria-Hungary	—	—	—	—	—	1,204	2,757	2,580	4,683	5,284
Belgium	—	—	—	—	—	1,219	6,734	2,552	524	460
France	—	—	—	—	—	28,494	29,136	17,255	9,805	8,844
Germany	—	—	—	—	—	41,041	33,171	37,501	38,562	37,511
Italy	—	—	—	—	—	668	2,891	3,307	5,172	6,710
United States	—	—	—	—	—	3,118	5,371	3,111	3,580	3,769
Other Countries	—	—	—	—	—	5,022	3,817	5,026	7,707	4,330
	—	—	—	—	—	154,495	165,620	145,062	139,611	152,859
Optical (III. E.):										
United Kingdom	—	—	—	—	—	12,640	16,710	19,803	21,014	23,102
France	—	—	—	—	—	5,419	4,608	3,753	8,385	10,783
Other Countries	—	—	—	—	—	7,843	12,427	7,297	8,972	13,027
	—	—	—	—	—	25,902	33,745	30,853	38,371	46,912
Photographic (III. E.):										
United Kingdom	—	—	—	—	—	51,474	56,269	64,537	62,380	74,927
Other Countries	—	—	—	—	—	3,187	4,094	4,843	4,729	6,162
	—	—	—	—	—	54,661	60,363	69,385	67,109	81,089

* Separately recorded from April 1912.

Imports of Principal Articles, distinguishing Principal Countries—continued.

ARTICLES AND COUNTRIES.	QUANTITIES.					VALUE.				
	1909-10.	1910-11.	1911-12.	1912-13.	1913-14.	1909-10.	1910-11.	1911-12.	1912-13.	1913-14.
Instruments, Apparatus, and Appliances, and Parts thereof—cont.										
*Scientific and Philosophical (III. E.):						£	£	£	£	£
United Kingdom	—	—	—	—	—	81,244	91,647	102,100	79,834	93,245
Germany	—	—	—	—	—	5,705	6,950	5,050	3,735	4,820
Other Countries	—	—	—	—	—	7,104	8,026	6,466	8,239	4,591
	—	—	—	—	—	94,053	106,623	113,616	91,808	91,669
Surgical (III. E.):										
United Kingdom	—	—	—	—	—	50,540	56,835	57,491	61,008	69,316
Germany	—	—	—	—	—	4,437	6,187	5,604	4,257	7,654
United States	—	—	—	—	—	4,234	4,249	3,635	5,000	7,205
Other Countries	—	—	—	—	—	804	1,427	925	1,141	2,930
	—	—	—	—	—	60,065	68,698	67,745	72,310	81,105
†Other Kinds (III. E.):										
United Kingdom	—	—	—	—	—	—	—	—	24,486	35,635
Other Countries	—	—	—	—	—	—	—	—	3,130	8,280
	—	—	—	—	—	—	—	—	27,616	43,915
TOTAL, Instruments, Apparatus, &c.	—	—	—	—	—	679,639	778,431	866,794	988,584	1,214,014
Ivory:										
Unmanufactured (II. J.):										
United Kingdom - Lb.	166,110	148,519	94,004	113,391	109,512	30,736	33,916	51,487	63,050	66,337
Germany	26,424	33,733	35,777	69,063	68,556	12,826	17,240	18,115	36,924	37,068
Holland	17,088	16,981	24,398	1,725	0	9,238	9,631	14,248	901	0
East African Protectorate	40,301	32,694	28,020	28,008	15,425	10,491	10,948	14,379	14,117	6,826
Zanzibar and Pemba	55,862	55,034	42,044	17,192	23,967	25,425	26,268	22,026	9,300	10,378
Aden	50,375	41,810	8,468	6,002	3,297	25,237	21,819	4,438	2,557	1,345
Other Countries	10,701	15,090	15,696	6,983	12,104	5,178	7,867	8,266	3,513	7,456
	366,861	343,861	248,407	242,434	232,861	187,131	183,495	132,959	181,337	129,432
Manufactured (III. P.):										
United Kingdom	—	—	—	—	—	2,383	2,981	2,654	3,838	10,438
Germany	—	—	—	—	—	10,369	5,894	6,848	10,047	9,895
Other Countries	—	—	—	—	—	6,675	5,373	5,685	2,556	3,272
	—	—	—	—	—	19,427	14,248	15,187	17,336	23,605
TOTAL, IVORY	—	—	—	—	—	206,558	197,743	148,146	148,673	153,037
Jewellery (excluding Imitation Jewellery and Precious Stones and Pearls unset) also Plate of Gold and Silver:										
Jewellery (III. P.):										
United Kingdom	—	—	—	—	—	39,488	39,871	153,745	46,868	51,414
Austria-Hungary	—	—	—	—	—	5,283	2,187	1,644	37	207
France	—	—	—	—	—	14,480	1,882	3,300	12,824	0
Germany	—	—	—	—	—	4,694	2,229	21,669	8,176	10,238
Ceylon	—	—	—	—	—	16,991	21,144	15,949	2,721	7,085
China, Hong-Kong	—	—	—	—	—	436	6,477	272	448	284
Treaty Ports	—	—	—	—	—	233	23,613	314	5,183	3,035
Straits Settlements	—	—	—	—	—	20,481	1,566	13,535	5,236	9,097
Other Countries	—	—	—	—	—	6,658	1,111	2,777	965	5,423
	—	—	—	—	—	108,753	104,080	212,905	84,478	86,783
Plate of Gold and Silver (III. P.):										
United Kingdom	—	—	—	—	—	26,240	31,052	27,291	32,783	32,931
China, Treaty Ports	—	—	—	—	—	2,284	2,788	4,758	5,434	3,747
Other Countries	—	—	—	—	—	6,657	6,784	2,773	4,082	7,221
	—	—	—	—	—	35,181	40,624	34,822	42,299	43,900
TOTAL, Jewellery, &c.	—	—	—	—	—	143,934	144,704	247,727	126,777	130,782
Lac:										
Stick and Seed (II. B.):										
Straits Settlements - Cwt.	862	2,615	1,676	3,201	13,303	2,260	5,456	3,343	12,769	28,069
Other Countries	3	55	2	2,702	15	11	100	5	4,120	43
	865	2,670	1,678	10,903	13,318	2,271	5,556	3,348	16,889	28,112

* Figures prior to 1912-13 include "Other Kinds."

† Figures prior to 1912-13 included with "Scientific and Philosophical."

Imports of Principal Articles, distinguishing Principal Countries—continued.

ARTICLES AND COUNTRIES.	QUANTITIES.					VALUE.				
	1909-10.	1910-11.	1911-12.	1912-13.	1913-14.	1909-10.	1910-11.	1911-12.	1912-13.	1913-14.
Lac—cont.						£	£	£	£	£
Other Kinds (excluding Lac Dye) (L. B.) - - - Cwt.	34	23	57	185	139	136	111	205	262	346
TOTAL, Lac - - - "	899	2,693	1,735	11,088	13,457	2,407	5,667	3,553	17,151	26,458
Leather:										
Hides, tanned or dressed (III. I.):										
United Kingdom - Cwt.	708	705	1,496	1,315	853	9,021	11,819	16,376	20,040	15,343
Ceylon - - - "	864	1,217	1,496	1,605	1,306	4,639	7,376	9,218	9,323	8,109
Other Countries - - - "	127	171	41	313	59	1,273	1,843	426	2,118	626
"	1,699	2,093	3,023	3,233	2,218	14,933	21,033	26,020	31,476	24,078
Skins, tanned or dressed (III. I.):										
United Kingdom - Cwt.	1,345	1,623	2,182	2,399	2,230	47,221	45,498	55,366	50,569	65,380
Germany - - - "	136	127	272	548	203	4,680	5,117	5,838	9,035	8,524
Other Countries - - - "	270	96	59	88	125	2,667	2,096	1,848	1,793	4,508
"	1,751	1,846	2,513	3,033	2,558	54,568	52,711	63,052	61,397	78,412
TOTAL, Hides and Skins - - - }	3,450	3,939	5,536	6,266	4,776	69,501	73,749	89,072	92,873	102,490
Unwrought (III. I.):										
United Kingdom - Cwt.	2,335	2,337	2,298	2,740	2,857	31,331	30,921	28,868	45,148	32,507
Other Countries - - - "	592	619	547	441	445	6,079	7,857	7,633	7,771	5,982
"	2,927	2,956	2,845	3,181	3,302	37,460	38,778	36,501	52,919	38,489
Manufactures (excluding Boots and Shoes and Belting for Machinery):										
*Bags and Trunks (III. I.):										
United Kingdom - - -	—	—	—	—	—	—	—	—	19,417	17,673
Other Countries - - -	—	—	—	—	—	—	—	—	4,537	1,896
"	—	—	—	—	—	—	—	—	23,954	19,569
Saddlery and Harness (III. I.):										
United Kingdom - - -	—	—	—	—	—	38,390	37,203	41,290	34,051	32,113
Other Countries - - -	—	—	—	—	—	1,065	1,962	2,201	1,347	1,245
"	—	—	—	—	—	39,455	39,165	43,491	35,398	33,358
Other Sorts (III. I.):										
United Kingdom - - -	—	—	—	—	—	132,689	148,500	157,487	62,726	59,255
Austria-Hungary - - -	—	—	—	—	—	3,012	5,859	5,259	4,523	2,578
Germany - - - - -	—	—	—	—	—	4,342	5,193	5,014	3,920	4,968
United States - - - -	—	—	—	—	—	2,679	7,496	5,273	2,642	1,914
Other Countries - - -	—	—	—	—	—	1,798	4,431	4,988	6,524	4,162
"	—	—	—	—	—	144,520	171,479	178,021	80,335	72,777
Total Leather Manufactures, &c. - - -	—	—	—	—	—	183,975	210,644	221,512	139,687	125,704
TOTAL, Leather - - -	—	—	—	—	—	290,936	323,171	347,085	285,479	266,683
Liquors, including Methylated and Perfumed Spirits:										
Ale, Beer, and Porter (I. D.):										
United Kingdom - Gals.	3,743,784	3,752,463	3,710,848	4,078,333	3,978,065	290,201	286,281	274,066	341,236	329,595
Germany - - - - -	400,298	461,545	499,579	620,442	622,330	65,861	77,167	83,162	105,767	106,096
Other Countries - - -	37,852	23,763	29,158	34,999	25,485	5,839	3,681	3,913	4,363	3,694
"	4,181,934	4,242,771	4,239,585	4,733,774	4,625,880	361,901	367,129	361,141	451,416	439,385
Cider and other Fermented Liquors (I. D.):										
United Kingdom - Gals.	11,757	11,524	11,197	11,778	26,337	2,933	2,653	2,554	2,711	5,271
Other Countries - - -	23	44	86	217	62	4	11	21	38	11
"	11,780	11,568	11,283	11,995	26,399	2,937	2,664	2,575	2,749	5,282
Spirit:										
Brandy (I. D.):										
United Kingdom - Gals.	23,926	22,707	19,367	15,774	21,634	16,691	16,499	16,782	13,332	17,759
France - - - - -	295,935	284,630	258,668	293,110	300,535	174,024	162,790	153,638	176,204	178,199
Germany - - - - -	39,459	40,068	49,415	58,843	64,434	6,620	7,423	9,873	12,629	14,297
Other Countries - - -	14,889	11,409	9,035	12,157	13,989	2,233	1,936	1,540	2,531	2,541
"	374,209	358,814	336,485	384,884	400,692	199,618	188,648	181,833	204,696	212,796

* Separately recorded from April 1912.

Imports of Principal Articles, distinguishing Principal Countries—continued.

ARTICLES AND COUNTRIES.	QUANTITIES.					VALUE.				
	1909-10.	1910-11.	1911-12.	1912-13.	1913-14.	1909-10.	1910-11.	1911-12.	1912-13.	1913-14.
Liquors, including Methylated and Perfumed Spirits—cont.										
Spirit—cont.										
Gin (I. D.):										
United Kingdom - Gals.	40,384	41,749	46,319	47,007	50,254	£ 15,138	£ 15,431	£ 17,648	£ 18,203	£ 19,050
Holland - "	31,108	25,289	21,945	28,507	29,286	6,328	4,488	3,620	5,057	5,389
Other Countries - "	9,319	5,137	5,528	7,486	7,055	1,929	1,579	1,642	2,062	1,628
"	80,811	72,185	73,792	81,000	86,595	23,395	21,498	22,910	25,322	26,067
Liqueurs (I. D.):										
United Kingdom - Gals.	8,303	5,070	6,082	5,808	6,011	3,549	7,610	10,230	8,851	9,491
France - "	5,751	4,174	5,122	4,702	5,747	5,222	4,131	5,009	4,914	5,881
Other Countries - "	4,281	3,895	3,617	4,208	4,572	3,528	3,342	3,138	4,309	4,300
"	18,335	13,139	14,821	14,518	16,330	12,299	15,083	18,377	18,074	19,732
Rum (I. D.) - Gals.										
	69,479	39,306	50,782	65,462	74,279	7,839	5,466	6,530	8,841	9,922
Whisky (I. D.):										
United Kingdom - Gals.	637,008	627,606	644,531	635,827	694,021	275,367	272,627	284,037	282,713	307,746
Other Countries - "	7,940	10,735	11,142	12,602	15,007	2,332	2,657	2,873	3,275	3,968
"	644,948	638,341	655,673	648,429	709,028	277,699	275,284	286,910	285,988	311,712
Spirit present in Drugs, Medicines or Chemicals (III. D.):										
United Kingdom - Gals.	76,818	71,227	75,164	83,158	95,046	84,848	75,014	76,350	84,500	93,704
France - "	6,556	3,276	3,813	3,630	3,631	10,825	5,958	7,481	6,558	7,394
United States - "	15,847	17,069	18,308	21,871	21,640	27,682	29,128	32,905	37,364	38,010
Other Countries - "	5,445	5,889	5,322	7,718	8,546	4,966	5,409	8,673	5,728	7,046
"	104,666	97,461	102,607	116,377	128,863	128,301	115,509	120,418	134,150	140,004
Spirit, Perfumed (III. P.):										
United Kingdom - Gals.	8,299	9,308	9,652	10,596	10,807	28,241	32,834	36,192	37,000	42,464
France - "	4,156	2,869	3,572	3,063	4,023	7,542	6,575	8,457	7,047	13,927
Germany - "	3,204	5,509	6,070	5,530	5,325	4,769	8,421	8,187	9,137	11,372
Other Countries - "	1,248	1,674	676	1,826	1,763	3,949	4,614	3,817	4,653	6,508
"	16,907	19,360	20,170	21,035	21,918	44,501	52,444	56,658	57,846	74,268
Spirit, Methylated (III. F.):										
Java - Gals.	205,081	180,182	183,409	227,453	265,387	18,609	12,370	12,300	14,565	17,065
Other Countries - "	37,390	25,873	24,018	8,511	11,227	4,151	2,953	3,000	1,866	1,466
"	242,471	205,555	207,427	235,964	276,614	17,820	15,323	15,300	15,931	19,481
Other Sorts (I. D.):										
United Kingdom - Gals.	3,684	12,111	13,535	9,422	10,732	5,014	14,555	19,043	18,412	20,868
Germany - "	63,447	53,647	38,522	41,320	45,300	6,807	5,788	4,102	4,920	5,295
Ceylon - "	31,801	6,472	1,764	520	384	7,247	1,885	380	130	87
Other Countries - "	48,367	20,751	42,195	15,939	24,760	4,775	3,936	4,988	4,552	6,200
"	147,299	92,981	96,076	67,201	81,185	23,843	20,164	28,513	28,032	32,450
TOTAL, Spirit - "	1,694,125	1,537,142	1,557,833	1,634,900	1,795,504	735,315	715,419	737,603	773,889	852,670
Wines:										
*Champagne and other Sparkling Wines (I. D.):										
United Kingdom - Gals.	12,161	11,594	13,724	9,255	11,013	21,856	21,654	23,742	16,490	10,650
Belgium - "	6,173	4,405	3,637	1,554	2,083	11,483	7,926	7,201	2,996	4,616
France - "	9,381	12,741	15,446	17,331	17,176	16,654	21,902	27,604	34,677	35,611
Other Countries - "	424	620	594	1,720	1,871	556	858	929	2,251	2,052
"	28,739	29,360	33,401	29,860	32,143	50,529	52,340	62,566	56,414	61,829
†Claret (I. D.):										
France - Gals.	34,278	28,658	23,394	—	—	7,700	6,994	6,404	—	—
Other Countries - "	16,304	13,094	12,993	—	—	3,774	3,427	3,434	—	—
"	50,577	41,752	36,377	—	—	11,474	10,421	9,838	—	—
Port (I. D.):										
United Kingdom - Gals.	66,921	67,836	67,762	62,050	68,027	39,114	41,118	39,880	36,096	41,712
Portugal - "	8,483	6,823	6,850	14,217	8,160	5,228	4,661	4,018	9,100	4,740
Other Countries - "	18,964	17,285	17,934	17,591	20,010	4,271	4,693	5,107	4,502	5,261
"	94,368	91,809	92,546	93,858	96,197	48,613	50,472	49,005	51,088	51,713

* Figures prior to April 1912 relate to "Champagne" only.

† Included with "Other Sorts" from April 1912.

Imports of Principal Articles, distinguishing Principal Countries—continued.

ARTICLES AND COUNTRIES.	QUANTITIES.					VALUE.				
	1909-10.	1910-11.	1911-12.	1912-13.	1913-14.	1909-10.	1910-11.	1911-12.	1912-13.	1913-14.
Liquors, including Methylated and Perfumed Spirits—cont.										
Wines—cont.										
*Still Red Wines other than Port (I. D.):						£	£	£	£	£
United Kingdom - Gals.	—	—	—	8,038	9,496	—	—	—	4,413	5,152
France - "	—	—	—	37,413	31,273	—	—	—	11,943	9,706
Other Countries - "	—	—	—	16,166	17,232	—	—	—	3,959	4,225
"	—	—	—	61,617	58,001	—	—	—	20,215	19,083
†Sherry, Madeira, and Marsala (I. D.):										
United Kingdom - Gals.	14,569	14,443	16,510	19,391	22,108	8,322	7,965	9,704	12,620	14,185
Other Countries - "	7,379	4,970	5,233	9,242	6,546	2,666	1,761	1,811	3,761	2,658
"	21,948	19,413	21,743	28,633	28,654	10,988	9,726	11,515	16,380	16,843
*Still White Wines other than Sherry, Madeira, and Marsala (I. D.) Gals.	—	—	—	13,434	12,132	—	—	—	5,772	5,587
Other Sorts (including Vermouth and Ginger Wine) (I. D.):										
United Kingdom - Gals.	37,808	39,561	36,834	22,980	19,958	19,354	20,855	19,618	9,366	8,048
France - "	66,514	74,433	79,211	71,482	72,872	23,434	24,903	27,173	24,119	25,186
Other Countries - "	38,546	35,186	35,604	19,763	18,231	11,929	11,715	12,012	5,788	5,907
"	142,868	149,180	151,649	114,225	111,061	54,717	57,273	58,803	39,273	39,041
TOTAL, Wines - - -	338,500	331,514	335,716	341,627	338,188	176,321	180,232	191,727	189,152	194,096
TOTAL, Liquors - - -	6,226,339	6,122,995	6,144,417	6,722,296	6,785,971	1,276,534	1,265,444	1,293,046	1,422,206	1,491,433
Machinery and Millwork:										
Prime-movers (other than Electrical):										
Locomotives (excluding those for Railways) (III. J.):										
United Kingdom	—	—	—	—	—	29,615	36,661	22,577	61,999	103,507
Germany - - -	—	—	—	—	—	5,208	4,464	6,943	9,228	18,536
Other Countries - - -	—	—	—	—	—	0	793	4,733	499	83
"	—	—	—	—	—	34,823	41,918	34,253	71,726	122,126
Others (III. J.):										
United Kingdom - - -	—	—	—	—	—	491,314	464,477	401,612	311,875	512,177
Germany - - -	—	—	—	—	—	4,499	15,950	22,037	7,729	27,598
United States - - -	—	—	—	—	—	10,882	15,211	9,196	4,662	6,936
Other Countries - - -	—	—	—	—	—	4,714	9,173	5,467	2,867	6,832
"	—	—	—	—	—	511,409	504,811	438,312	327,153	553,593
Electrical Machinery of all kinds, not including Instruments, Apparatus, Appliances, and parts thereof:										
*Generators (III. J.):										
United Kingdom - - -	—	—	—	—	—	—	—	—	31,999	20,057
Austria-Hungary - - -	—	—	—	—	—	—	—	—	5,902	128
Other Countries - - -	—	—	—	—	—	—	—	—	170	697
"	—	—	—	—	—	—	—	—	38,071	20,882
*Motors (III. J.):										
United Kingdom - - -	—	—	—	—	—	—	—	—	75,658	82,822
Germany - - -	—	—	—	—	—	—	—	—	12,202	5,220
Other Countries - - -	—	—	—	—	—	—	—	—	11,436	4,455
"	—	—	—	—	—	—	—	—	99,296	92,557
*Other Kinds (III. J.):										
United Kingdom - - -	—	—	—	—	—	—	—	—	90,737	194,923
Germany - - -	—	—	—	—	—	—	—	—	6,034	29,616
Other Countries - - -	—	—	—	—	—	—	—	—	6,700	7,116
"	—	—	—	—	—	—	—	—	103,471	231,657
Total Electrical Machinery, &c.:										
United Kingdom - - -	—	—	—	—	—	177,773	182,014	193,231	198,394	297,802
Austria-Hungary - - -	—	—	—	—	—	191	2,940	413	9,620	327
Germany - - -	—	—	—	—	—	7,133	50,496	30,007	18,406	35,378
Italy - - -	—	—	—	—	—	10,491	11,481	12,842	5,699	3,219
United States - - -	—	—	—	—	—	16,194	14,625	26,223	7,025	4,702
Other Countries - - -	—	—	—	—	—	1,041	2,356	3,957	1,694	3,666
"	—	—	—	—	—	212,823	263,912	266,673	240,838	345,206

* Separately recorded from April 1912.

† Figures prior to 1912-13 relate to "Sherry" only.

Imports of Principal Articles, distinguishing Principal Countries—continued.

ARTICLES AND COUNTRIES.	QUANTITIES.					VALU.				
	1909-10.	1910-11.	1911-12.	1912-13.	1913-14.	1909-10.	1910-11.	1911-12.	1912-13.	1913-14.
Machinery and Millwork—cont.										
Machinery, not being Prime-movers or Electrical Machinery:										
* Aerated Water Making Machinery (III. J.):						£	£	£	£	£
United Kingdom	—	—	—	—	—	—	—	—	3,203	5,014
Other Countries	—	—	—	—	—	—	—	—	31	259
									3,234	5,273
Agricultural Machinery (III. J.):										
United Kingdom	—	—	—	—	—	4,425	5,156	5,728	8,967	17,027
Straits Settlements	—	—	—	—	—	0	0	60	8,210	13
Other Countries	—	—	—	—	—	322	285	457	3,395	649
						4,747	5,441	6,245	19,072	17,080
* Boilers (III. J.):										
United Kingdom	—	—	—	—	—	—	—	—	185,145	224,990
United States	—	—	—	—	—	—	—	—	2,223	6,596
Other Countries	—	—	—	—	—	—	—	—	1,008	5,352
									188,370	236,947
* Metal Working Machinery (including Machine Tools) (III. J.):										
United Kingdom	—	—	—	—	—	—	—	—	7,624	8,208
Other Countries	—	—	—	—	—	—	—	—	2,545	1,523
									10,169	9,731
Mining Machinery:										
* Coal (III. J.):										
United Kingdom	—	—	—	—	—	—	—	—	15,530	7,284
Other Countries	—	—	—	—	—	—	—	—	175	1,871
									15,705	9,155
* Other Sorts (III. J.):										
United Kingdom	—	—	—	—	—	—	—	—	84,730	56,852
United States	—	—	—	—	—	—	—	—	10,704	28,905
Other Countries	—	—	—	—	—	—	—	—	1,646	1,208
									47,170	86,965
Total Mining Machinery:										
United Kingdom	—	—	—	—	—	32,098	48,016	42,525	50,280	64,136
United States	—	—	—	—	—	14,628	42,786	40,691	10,704	28,501
Other Countries	—	—	—	—	—	2,382	1,389	275	1,921	3,068
						49,108	92,191	83,791	62,875	95,700
* Oil Crashing and Refining Machinery (III. J.):										
United Kingdom	—	—	—	—	—	—	—	—	24,426	15,220
United States	—	—	—	—	—	—	—	—	11,030	3,196
Other Countries	—	—	—	—	—	—	—	—	1,270	3,033
									36,726	21,458
* Paper Mill Machinery (III. J.):										
United Kingdom	—	—	—	—	—	—	—	—	17,229	22,033
Other Countries	—	—	—	—	—	—	—	—	296	582
									17,525	22,615
* Refrigerating Machinery (III. J.):										
United Kingdom	—	—	—	—	—	—	—	—	20,806	13,079
Germany	—	—	—	—	—	—	—	—	2,125	6,517
Other Countries	—	—	—	—	—	—	—	—	2,734	2,879
									34,165	22,475
* Rice and Flour Mill Machinery (III. J.):										
United Kingdom	—	—	—	—	—	—	—	—	56,303	43,028
Germany	—	—	—	—	—	—	—	—	86,135	48,315
United States	—	—	—	—	—	—	—	—	9,813	13,809
Other Countries	—	—	—	—	—	—	—	—	341	470
									102,682	106,612
* Saw Mill and Wood Working Machinery (III. J.):										
United Kingdom	—	—	—	—	—	—	—	—	15,888	16,146
Other Countries	—	—	—	—	—	—	—	—	1,151	1,588
									17,039	17,734
Sewing and Knitting Machines and parts thereof:										
Sewing and Knitting Machines (III. J.):										
United Kingdom	No. 18,935	24,911	24,645	37,925	40,434	74,096	110,803	101,606	168,418	179,342
Germany	7,966	12,902	12,075	18,912	19,507	21,873	35,713	35,712	57,046	55,047
United States	1,499	2,245	2,100	187	158	4,520	9,253	9,055	615	405
Other Countries	891	1,007	977	507	1,084	2,289	3,625	3,217	1,528	3,351
	29,291	41,065	39,797	57,531	61,183	102,778	159,394	149,650	227,607	238,805

* Separately recorded from April 1912.

Imports of Principal Articles, distinguishing Principal Countries—continued.

ARTICLES AND COUNTRIES.	QUANTITIES.					VALUE.				
	1909-10.	1910-11.	1911-12.	1912-13.	1913-14.	1909-10.	1910-11.	1911-12.	1912-13.	1913-14.
Machinery and Millwork—cont.										
Machinery, not being Prime-movers or Electrical Machinery—cont.										
Sewing and Knitting Machines and parts thereof—cont.										
*Parts of Sewing and Knitting Machines and Accessories (III. J.):						£	£	£	£	£
United Kingdom	—	—	—	—	—	—	—	—	15,633	30,015
Other Countries	—	—	—	—	—	—	—	—	2,272	2,517
	—	—	—	—	—	—	—	—	17,905	32,532
*Sugar Machinery (III. J.):										
United Kingdom	—	—	—	—	—	—	—	—	13,436	25,101
Germany	—	—	—	—	—	—	—	—	68	5,868
Other Countries	—	—	—	—	—	—	—	—	0	186
	—	—	—	—	—	—	—	—	13,504	31,155
*Tea Machinery (III. J.):										
United States	—	—	—	—	—	—	—	—	112,598	137,149
Other Countries	—	—	—	—	—	—	—	—	6,072	5,089
	—	—	—	—	—	—	—	—	118,670	142,238
Textile Machinery:										
*Cotton (III. J.):										
United Kingdom	—	—	—	—	—	—	—	—	737,257	1,160,544
Germany	—	—	—	—	—	—	—	—	10,387	9,970
United States	—	—	—	—	—	—	—	—	4,326	7,365
Japan	—	—	—	—	—	—	—	—	1,906	7,586
Other Countries	—	—	—	—	—	—	—	—	3,249	6,230
	—	—	—	—	—	—	—	—	757,125	1,191,695
*Jute (III. J.):										
United Kingdom	—	—	—	—	—	—	—	—	576,128	968,820
Other Countries	—	—	—	—	—	—	—	—	0	2,529
	—	—	—	—	—	—	—	—	576,128	971,349
*Other Sorts (III. J.):										
United Kingdom	—	—	—	—	—	—	—	—	27,054	22,187
Other Countries	—	—	—	—	—	—	—	—	2,039	1,401
	—	—	—	—	—	—	—	—	29,093	23,588
Total Textile Machinery:										
United Kingdom	—	—	—	—	—	1,419,474	1,086,076	897,973	1,340,439	2,151,551
Germany	—	—	—	—	—	7,510	4,663	5,951	11,759	12,649
United States	—	—	—	—	—	6	709	351	4,875	7,814
Japan	—	—	—	—	—	4,712	10	111	1,934	7,586
Other Countries	—	—	—	—	—	2,667	1,591	1,034	3,339	7,032
	—	—	—	—	—	1,434,369	1,093,049	905,420	1,362,346	2,186,632
Typewriters:										
Typewriters (III. J.):										
United Kingdom - No.	1,621	1,566	1,462	1,452	1,533	19,468	20,076	17,087	16,120	16,574
United States - "	1,689	1,744	2,617	4,106	4,615	23,491	24,365	34,822	48,119	49,161
Other Countries - "	85	145	73	119	119	874	1,693	850	1,390	1,248
	3,395	3,455	4,152	5,677	6,267	43,833	46,134	52,759	65,629	66,983
*Parts of Typewriters and Accessories (III. J.):										
United States	—	—	—	—	—	—	—	—	5,643	5,899
Other Countries	—	—	—	—	—	—	—	—	2,078	2,651
	—	—	—	—	—	—	—	—	7,721	8,550
Other Sorts of Machinery (excluding Printing Machinery) (III. J.):										
United Kingdom	—	—	—	—	—	1,010,890	941,520	901,983	574,040	752,546
Austria-Hungary	—	—	—	—	—	7,105	1,165	1,008	296	8,753
Belgium	—	—	—	—	—	2,255	6,085	5,842	4,646	2,315
Germany	—	—	—	—	—	46,520	101,011	114,058	44,926	64,436
United States	—	—	—	—	—	55,094	90,962	61,764	31,328	35,469
Ceylon	—	—	—	—	—	2,243	3,675	4,866	5,367	3,438
Australia	—	—	—	—	—	65	202	8,739	22	11,429
Other Countries	—	—	—	—	—	3,580	7,699	5,222	4,716	9,026
	—	—	—	—	—	1,127,752	1,152,319	1,103,482	665,341	887,412
TOTAL, Machinery and Millwork	—	—	—	—	—	3,521,642	3,359,169	3,040,585	3,611,203	5,172,206
Manures:										
†Artificial and Mineral Manures (II. J.):										
United Kingdom - Tons	280	440	1,287	1,746	1,506	1,729	4,344	10,207	15,881	14,592
Belgium - "	233	230	1,277	1,236	2,662	915	1,079	5,717	5,184	11,958
Germany - "	350	389	1,007	2,236	3,757	2,999	4,013	9,987	19,756	34,538
Other Countries - "	—	280	203	182	309	3	2,595	2,070	1,771	2,388
	863	1,339	3,774	5,400	8,234	5,646	12,031	27,981	42,592	63,476
Other Kinds (excluding Oil cake) (II. J.) - Tons	480	1,092	1,626	427	971	2,584	5,738	3,676	2,613	5,992
TOTAL, Manures - "	1,343	2,431	5,400	5,827	9,205	8,230	17,769	31,657	45,205	69,468

* Separately recorded from April 1912.

† Figures prior to 1912-13 represent "Chemical Manures."

Imports of Principal Articles, distinguishing Principal Countries—continued.

ARTICLES AND COUNTRIES.	QUANTITIES.					VALUE.				
	1909-10.	1910-11.	1911-12.	1912-13.	1913-14.	1909-10.	1910-11.	1911-12.	1912-13.	1913-14.
Matches:										
*Safety (III. P.):						£	£	£	£	£
Gross of										
Boxes										
Austria-Hungary	—	—	—	927,034	1,236,855	—	—	—	43,331	57,506
Belgium	—	—	—	136,500	262,147	—	—	—	6,212	11,884
Germany	—	—	—	222,613	98,246	—	—	—	11,640	6,630
Sweden	—	—	—	1,588,477	1,614,400	—	—	—	76,619	78,369
Japan	—	—	—	6,539,181	6,798,434	—	—	—	238,341	245,721
Straits Settlements	—	—	—	248,278	85,644	—	—	—	12,122	4,781
Other Countries	—	—	—	81,491	143,809	—	—	—	4,247	7,435
"	—	—	—	9,743,574	10,289,535	—	—	—	392,521	412,386
*Other Sorts (III. P.):										
Gross of										
Boxes										
Austria-Hungary	—	—	—	226,980	139,907	—	—	—	11,328	6,880
Belgium	—	—	—	210,100	45,415	—	—	—	9,650	2,104
Germany	—	—	—	128,503	90,571	—	—	—	10,717	10,075
Norway	—	—	—	1,378,950	811,609	—	—	—	74,331	44,087
Sweden	—	—	—	2,637,050	2,020,934	—	—	—	131,918	103,881
Japan	—	—	—	760,102	489,051	—	—	—	23,036	14,734
Other Countries	—	—	—	39,652	57,296	—	—	—	2,213	3,504
"	—	—	—	5,381,377	3,654,783	—	—	—	203,193	185,265
†Total Matches:										
Gross of										
Boxes										
United Kingdom	—	—	—	59,606	104,005	3,737	2,872	8,188	3,488	6,030
Austria-Hungary	—	—	—	1,154,014	1,376,762	58,178	59,653	70,553	54,859	64,446
Belgium	—	—	—	346,600	307,562	8,018	7,814	10,821	15,862	13,988
Germany	—	—	—	351,116	188,817	18,792	22,540	25,906	22,366	16,705
Norway	—	—	—	1,418,690	865,081	65,931	60,506	61,007	70,311	46,037
Sweden	—	—	—	4,225,527	3,635,334	170,797	185,078	183,477	208,537	182,250
Japan	—	—	—	7,299,283	7,287,485	134,821	135,996	154,184	261,377	280,455
Straits Settlements	—	—	—	248,361	85,704	86,005	88,879	69,040	12,127	4,785
Other Countries	—	—	—	21,754	43,588	1,405	1,069	1,068	987	2,055
"	—	—	—	15,124,951	13,894,318	548,684	559,411	583,884	655,714	597,651
Mats and Matting (except Coir and Rubber) (III. P.):										
China, Hong-Kong - Sq. Yds.	998,669	896,811	749,533	928,947	996,485	18,231	12,588	11,248	19,777	15,757
" Treaty Ports	650,866	378,359	270,787	238,154	514,430	7,473	4,462	3,082	3,140	6,356
Japan	88,754	321,085	257,962	166,074	248,128	2,171	3,608	5,303	3,660	5,151
Straits Settlements	160,995	234,711	272,762	223,018	244,519	3,813	4,277	4,691	5,011	4,610
Other Countries	285,003	387,724	464,416	480,637	155,732	1,432	1,804	3,251	2,600	1,439
"	2,178,787	2,263,690	2,015,440	2,036,825	2,159,354	28,120	26,789	26,453	28,188	33,322
Metals and Ores:										
*Aluminium (III. L.):										
United Kingdom - Cwt.	—	—	—	6,785	7,843	—	—	—	31,054	40,650
Belgium	—	—	—	1,452	777	—	—	—	6,806	4,141
France	—	—	—	109	1,709	—	—	—	605	8,755
Germany	—	—	—	19,123	12,131	—	—	—	93,566	68,510
United States	—	—	—	8,297	3,582	—	—	—	37,849	18,937
Other Countries	—	—	—	43	305	—	—	—	217	1,529
"	—	—	—	35,809	26,347	—	—	—	170,007	142,528
‡Brass, Bronze, and similar Alloys:										
Unwrought (III. L.):										
United Kingdom - Cwt.	16	55	7	482	638	52	184	25	4,091	4,674
Other Countries	0	3	0	189	833	0	11	0	442	975
"	16	58	7	671	971	52	195	25	4,533	5,649
Wrought (III. L.):										
United Kingdom - Cwt.	9,297	10,549	10,000	7,707	11,301	36,291	38,068	37,450	34,002	48,896
Austria-Hungary	196	461	372	319	631	1,906	4,105	3,355	2,808	5,288
Germany	1,418	1,642	1,207	1,769	3,581	7,216	9,083	6,886	9,626	18,421
Italy	1,595	1,967	1,400	1,994	2,489	5,868	6,767	5,011	8,143	10,511
Straits Settlements	1,784	1,391	2,521	1,472	2,061	3,261	2,998	5,200	3,303	4,803
Other Countries	2,493	2,526	2,700	5,254	7,485	7,628	7,673	7,480	13,824	20,631
"	16,783	18,536	18,200	18,515	27,548	62,172	69,904	65,202	71,706	108,550
‡TOTAL, Brass, &c.	16,799	18,594	18,207	19,186	28,519	62,224	70,099	65,417	76,239	114,199

* Separately recorded from April 1912. † Quantity figures recorded from April 1912. ‡ Figures prior to 1912-13 represent "Brass."

Imports of Principal Articles, distinguishing Principal Countries—continued.

ARTICLES AND COUNTRIES.	QUANTITIES.					VALUE.				
	1909-10.	1910-11.	1911-12.	1912-13.	1913-14.	1909-10.	1910-11.	1911-12.	1912-13.	1913-14.
Metals and Ores—cont.										
Copper:						£	£	£	£	£
Old, for remanufacture (III. L.) - Cwt.	1,011	1,162	1,762	2,445	2,426	3,080	3,251	4,817	6,905	6,945
Unwrought:										
Tiles, Ingots, Cakes, Bricks, and Slabs (III. L.):										
United Kingdom - Cwt.	7,355	7,791	4,308	7,045	8,742	23,740	22,565	13,513	29,322	33,263
Japan - " "	55,073	87,769	39,047	15,347	67,781	183,900	287,129	125,007	60,711	265,048
Other Countries - " "	1,511	15	222	27	201	5,066	49	658	82	798
"	63,939	95,575	43,572	22,919	76,724	212,706	309,743	139,178	90,115	299,109
Other Sorts (III. L.) - Cwt.	34	93	205	231	404	107	290	688	871	1,677
Wrought:										
Braziers and Sheets (III. L.):										
United Kingdom - Cwt.	98,779	161,362	101,901	42,206	120,833	372,879	593,240	364,479	171,836	491,643
Belgium - " "	1,246	3,422	1,276	731	11,178	4,465	12,556	4,368	2,503	46,636
France - " "	13,079	22,203	22,466	6,632	41,896	51,405	81,901	81,825	26,614	166,627
Germany - " "	16,703	35,691	30,241	17,474	39,271	65,567	131,119	107,768	69,844	153,361
Japan - " "	595	25	1	6	2,175	2,062	83	4	24	8,845
Other Countries - " "	2	33	319	111	25	6	125	1,172	410	104
"	130,404	222,736	156,204	67,160	215,368	496,384	819,024	559,616	271,231	872,216
Mixed or Yellow Metal for Sheathing (III. L.):										
United Kingdom - Cwt.	168,367	227,188	178,200	152,999	202,216	537,786	700,328	539,461	516,543	687,332
Belgium - " "	1,588	522	1,689	50	1,032	5,295	1,681	5,237	199	3,511
Germany - " "	114,303	152,313	131,144	169,800	202,449	372,223	468,700	394,925	558,397	673,579
Italy - " "	150	651	876	942	1,703	527	2,348	3,185	8,892	7,120
Other Countries - " "	5	91	3	38	5	17	304	9	123	17
"	284,413	380,765	311,912	323,829	407,405	915,848	1,173,361	942,817	1,079,154	1,371,559
*Wire (excluding Wire of Telegraph and Telephone) (III. L.):										
United Kingdom - Cwt.	—	—	—	3,391	3,424	—	—	—	16,546	15,662
Belgium - " "	—	—	—	588	1,253	—	—	—	2,853	5,839
Germany - " "	—	—	—	597	2,250	—	—	—	2,650	9,331
Other Countries - " "	—	—	—	317	513	—	—	—	1,547	2,485
"	—	—	—	4,893	7,440	—	—	—	23,596	33,817
Other Manufactures (III. L.):										
United Kingdom - Cwt.	19,009	21,069	29,849	18,540	30,558	64,807	75,162	103,914	77,232	124,156
Austria-Hungary - " "	235	289	523	433	269	3,211	4,212	6,929	5,366	3,093
Belgium - " "	1,049	1,828	1,273	335	970	4,185	6,937	5,027	1,872	4,637
France - " "	458	434	470	122	279	6,207	5,280	6,032	1,564	3,210
Germany - " "	2,102	3,949	3,330	3,920	4,924	12,857	18,678	22,609	21,857	24,418
Other Countries - " "	466	480	335	165	103	1,969	2,092	1,254	824	674
"	23,319	28,069	35,780	23,515	37,103	93,236	112,361	145,765	108,715	160,188
TOTAL, Copper (excluding Ore) - }	503,120	728,400	549,435	444,992	746,870	1,721,361	2,418,030	1,792,881	1,580,587	2,745,411
German Silver (III. L.):										
United Kingdom - Cwt.	12,647	13,063	13,442	9,432	13,153	60,871	63,102	55,354	44,800	67,177
Austria-Hungary - " "	4,245	4,772	4,324	3,752	8,021	26,266	29,517	25,818	22,578	50,420
Germany - " "	5,190	5,191	4,985	3,207	4,635	31,857	31,219	28,895	19,081	29,936
Other Countries - " "	228	29	85	12	15	1,525	120	601	169	182
"	22,310	23,055	22,836	16,403	25,824	120,519	123,958	110,168	86,628	147,715
Iron:										
Ore (II. D.):										
Germany - Tons	0	0	0	157	0	0	0	0	399	0
"										
Pig (III. K.):										
United Kingdom - Tons	17,030	10,737	12,067	10,394	12,129	65,398	41,352	46,214	42,744	55,965
Other Countries - " "	2	765	6	1,151	125	11	2,437	80	4,605	475
"	17,032	11,502	12,073	11,545	12,254	65,409	43,789	46,294	47,349	56,440
Manufactures:										
Angle, Bolt, and Rod (III. K.):										
United Kingdom - Tons	487	433	584	392	580	4,063	4,037	6,132	3,431	6,725
Belgium - " "	1,368	1,653	553	705	169	8,965	10,899	3,510	5,053	1,239
Other Countries - " "	275	285	271	404	306	2,556	2,394	2,954	4,103	3,173
"	2,130	2,371	1,408	1,501	1,035	15,584	17,380	12,596	12,587	11,137

* Separately recorded from April 1912.

Imports of Principal Articles, distinguishing Principal Countries—continued.

ARTICLES AND COUNTRIES.	QUANTITIES.					VALUE.				
	1909-10.	1910-11.	1911-12.	1912-13.	1913-14.	1909-10.	1910-11.	1911-12.	1912-13.	1913-14.
Metals and Ores—cont.										
Iron—cont.										
Manufactures—cont.										
Bars and Channel (III. K.):						£	£	£	£	£
United Kingdom - Tons	5,680	5,342	6,010	6,734	8,036	50,704	47,969	51,332	69,089	88,553
Belgium - - - - "	17,354	19,380	12,374	13,023	14,147	111,425	119,009	76,907	91,398	100,151
Germany - - - - "	2,691	2,677	3,291	511	2,137	21,179	22,940	25,521	4,404	15,506
Sweden - - - - "	836	2,975	3,505	2,460	2,376	8,721	33,670	44,239	20,137	27,077
Other Countries - - "	32	5	8	7	44	383	54	63	91	423
	26,593	30,359	25,488	22,735	26,742	192,411	223,746	197,512	194,019	332,310
Rice Bowls (III. K.):										
United Kingdom - Tons	5,250	5,625	6,022	6,429	6,448	67,397	68,454	73,388	79,020	90,762
Other Countries - - "	151	91	59	185	213	1,871	1,046	711	2,269	2,680
	5,401	5,716	6,081	6,614	6,661	69,268	69,500	74,049	81,289	93,442
TOTAL, Iron (exclud- ing Ore)	51,156	49,948	45,050	42,395	46,692	342,672	354,365	330,451	335,244	393,320
Iron or Steel:										
Anchor and Cables (III. K.):										
United Kingdom - Tons	1,100	1,145	1,459	888	1,223	18,950	19,424	21,862	16816	24,000
Other Countries - - "	6	5	4	7	9	44	237	87	139	99
	1,106	1,150	1,463	895	1,232	18,994	19,661	21,069	16,948	24,707
Beams, Pillars, Girders, and Bridgework (III. K.):										
United Kingdom - Tons	46,427	51,117	43,510	40,495	56,176	351,782	397,809	325,973	334,393	527,342
Belgium - - - - "	7,877	4,570	4,803	10,783	9,817	51,523	29,119	30,065	72,533	60,345
France - - - - "	1,179	581	2,162	1,949	1,604	7,365	3,566	13,634	12,568	10,791
Germany - - - - "	6,489	13,157	12,898	16,686	21,554	41,879	83,540	81,576	112,370	157,194
Other Countries - - "	74	203	452	417	491	1,565	3,079	4,691	4,151	5,098
	62,046	69,628	63,825	70,335	89,642	454,114	517,113	455,379	586,035	770,365
Bolts and Nuts (III. K.):										
United Kingdom - Tons	2,338	2,214	1,903	3,117	3,748	51,051	48,668	46,307	74,311	80,562
Belgium - - - - "	813	925	661	1,119	1,573	11,072	12,958	9,699	18,196	27,370
Germany - - - - "	315	552	727	1,082	1,306	4,770	7,871	10,117	17,447	29,772
Other Countries - - "	31	76	137	185	241	662	1,607	2,446	4,939	4,608
	3,497	3,767	3,428	5,503	7,368	67,555	71,104	69,569	114,893	151,307
Hoops and Strips (III. K.):										
United Kingdom - Tons	17,778	18,372	16,561	16,990	21,757	157,571	159,581	141,471	156,287	211,305
Belgium - - - - "	1,010	1,165	1,392	1,983	2,560	8,163	10,295	12,412	18,128	21,620
Germany - - - - "	2,806	3,004	3,815	3,368	5,153	25,376	27,815	34,300	31,103	42,971
United States - - - "	627	5,397	540	3,782	923	5,445	46,528	4,004	34,420	8,371
Other Countries - - "	6	2	372	6	397	103	48	3,152	61	3,515
	22,227	27,940	22,680	26,129	30,790	196,658	244,267	195,999	239,999	287,872
*Nails, Rivets, and Washers (III. K.):										
United Kingdom - Tons	4,778	5,380	3,906	6,168	7,291	80,624	101,115	86,228	89,824	117,141
Austria-Hungary - - "	579	1,395	1,493	1,934	3,071	6,094	15,116	16,022	21,864	38,340
Belgium - - - - "	3,591	4,039	3,236	2,832	3,315	44,100	49,320	37,370	33,479	40,084
France - - - - "	472	308	194	256	357	5,881	4,159	2,986	3,822	5,220
Germany - - - - "	4,569	4,369	3,576	3,308	5,338	52,130	52,580	40,719	40,771	64,785
Norway - - - - "	1,105	1,270	1,294	1,562	1,226	13,809	15,780	16,246	20,746	16,665
Sweden - - - - "	760	701	1,779	1,975	1,159	12,654	14,464	27,268	31,923	19,275
United States - - - "	65	1,240	2,667	4,954	3,075	842	12,757	29,313	54,322	35,002
Other Countries - - "	55	59	26	145	244	642	748	500	1,718	2,872
	15,974	18,761	18,171	23,134	25,076	225,836	266,048	257,197	298,960	334,480
Old, for remanufacture (II. D.):										
United Kingdom - Tons	2,347	431	3,829	6,849	2,140	6,639	1,391	10,197	18,411	6,759
Other Countries - - "	1,791	802	2,030	874	596	4,860	2,066	5,650	2,577	1,920
	4,138	1,233	5,859	7,723	2,736	11,499	3,457	15,847	20,988	8,679
†Pipes and Tubes (III. K.):										
United Kingdom - Tons	31,148	—	—	—	—	331,091	—	—	—	—
United States - - - "	5,852	—	—	—	—	98,216	—	—	—	—
Other Countries - - "	509	—	—	—	—	5,333	—	—	—	—
	37,519	—	—	—	—	434,640	—	—	—	—

* Figures prior to 1912-13 are inclusive of "Screws."
† After 1909-10, see "Pipes and Fittings, Cast," and "Tubes and Fittings, Wrought."

Imports of Principal Articles, distinguishing Principal Countries—continued.

ARTICLES AND COUNTRIES.	QUANTITIES.					VALUE.				
	1909-10.	1910-11.	1911-12.	1912-13.	1913-14.	1909-10.	1910-11.	1911-12.	1912-13.	1913-14.
Metals and Ores—cont.										
Iron or Steel—cont.										
*Pipes and Fittings, Cast (III. K.):						£	£	£	£	£
United Kingdom - Tons	—	18,834	21,207	25,682	42,583	—	151,934	165,606	224,574	415,275
Belgium - - - - "	—	17	5	106	468	—	361	80	1,361	6,243
France - - - - "	—	641	29	0	0	—	5,248	321	46	0
Germany - - - - "	—	127	164	3,590	4,101	—	1,158	3,188	53,419	54,535
United States - - - "	—	4,379	2,209	7,912	9,037	—	71,845	33,790	99,966	126,557
Other Countries - - - "	—	20	70	92	54	—	271	922	1,402	1,433
"	—	24,018	23,684	37,382	56,243	—	230,817	203,907	380,768	604,093
†Rails, Chairs, and Fish Plates (excluding those for Railways) (III. K.):										
United Kingdom - Tons	—	—	—	2,286	4,594	—	—	—	18,474	44,364
Belgium - - - - "	—	—	—	2,420	4,919	—	—	—	15,999	31,150
Germany - - - - "	—	—	—	4,912	8,254	—	—	—	84,115	57,442
Other Countries - - - "	—	—	—	434	13	—	—	—	2,988	183
"	—	—	—	10,052	17,780	—	—	—	71,576	133,139
†Screws (III. K.):										
United Kingdom - Tons	—	—	—	1,487	1,713	—	—	—	54,200	65,022
United States - - - "	—	—	—	126	170	—	—	—	4,634	6,677
Other Countries - - - "	—	—	—	170	228	—	—	—	5,177	6,278
"	—	—	—	1,783	2,111	—	—	—	64,020	77,977
Sheets and Plates:										
Galvanised (III. K.):										
United Kingdom - Tons	116,683	124,804	150,193	174,604	274,759	1,517,876	1,538,486	1,841,159	2,270,304	3,548,047
Belgium - - - - "	1,233	121	272	387	456	12,779	1,275	3,237	4,799	5,201
Germany - - - - "	1,598	356	1,009	1,148	909	19,872	4,252	12,183	14,117	11,188
United States - - - "	4,850	2,044	10,280	10,113	1,450	64,490	27,354	132,575	129,538	20,179
Other Countries - - - "	13	40	35	20	21	211	592	576	877	342
"	124,377	127,365	161,789	186,272	277,595	1,615,228	1,621,959	1,989,730	2,419,135	3,584,957
Tinned (III. K.):										
United Kingdom - Tons	18,245	19,429	20,564	39,933	52,787	259,260	299,177	338,644	650,764	834,172
United States - - - "	0	5	490	3,140	37	0	91	7,928	51,661	700
Other Countries - - - "	11	9	14	20	12	201	188	331	232	196
"	18,256	19,443	21,068	43,093	52,836	259,461	299,456	346,903	702,707	835,070
Not Galvanised or Tinned (III. K.):										
United Kingdom - Tons	45,913	53,990	54,356	30,219	38,894	519,425	625,846	629,494	273,192	341,104
Belgium - - - - "	12,015	10,205	12,358	17,388	19,319	87,981	75,528	94,323	142,893	149,329
Germany - - - - "	23,159	22,499	29,989	32,456	40,563	207,472	169,724	227,826	270,147	316,860
United States - - - "	300	648	6,138	2,360	1,528	3,526	10,113	93,838	18,534	12,609
Other Countries - - - "	84	24	512	18	302	485	213	3,589	160	2,637
"	86,471	87,866	103,353	82,441	100,606	818,839	831,424	1,049,070	704,456	822,539
TOTAL, Sheets and Plates	229,104	234,174	286,210	311,806	431,037	2,693,578	2,802,839	3,385,703	3,826,298	5,242,566
*Tubes and Fittings, Wrought (III. K.):										
United Kingdom - Tons	—	9,707	9,275	11,380	11,723	—	130,561	121,610	194,686	218,758
Belgium - - - - "	—	3	54	243	1,321	—	63	699	3,568	17,364
Germany - - - - "	—	82	86	978	3,448	—	1,544	1,510	13,893	48,456
United States - - - "	—	115	330	879	1,908	—	1,900	3,912	11,407	25,304
Other Countries - - - "	—	4	5	20	2	—	97	127	342	71
"	—	9,911	9,750	13,500	18,402	—	134,165	127,858	223,896	309,953
Wire (III. K.):										
United Kingdom - Tons	448	697	535	2,323	2,858	6,644	9,821	8,026	55,803	73,785
Austria-Hungary - - - "	584	877	1,098	696	717	6,767	10,719	12,882	8,608	9,398
Belgium - - - - "	799	1,406	2,019	1,923	1,346	8,826	16,023	23,123	22,500	14,591
Germany - - - - "	1,141	1,465	2,008	3,908	3,364	12,841	17,423	21,808	46,869	38,331
United States - - - "	157	128	160	1,078	1,433	2,118	1,656	1,875	15,937	22,457
Other Countries - - - "	72	57	66	54	101	926	907	884	760	1,707
"	3,201	4,630	5,886	9,885	9,819	38,122	56,559	63,598	150,507	160,269
Other Manufactures of Iron or Steel (III. K.):										
United Kingdom - Tons	33,464	26,690	23,422	11,933	16,037	440,429	364,151	354,734	222,524	292,823
Belgium - - - - "	1,857	4,156	5,367	2,123	4,933	16,990	34,640	44,175	21,338	43,188
France - - - - "	4	1,614	98	54	2	87	10,243	795	731	148
Germany - - - - "	5,689	8,603	6,033	1,452	4,929	51,330	92,860	51,200	23,605	53,649
United States - - - "	3,483	5,124	6,203	390	313	49,075	83,836	96,830	4,689	5,487
Other Countries - - - "	27	92	136	82	21	1,157	2,679	2,537	2,314	680
"	44,524	46,279	41,259	16,034	26,235	559,068	588,409	550,271	275,201	395,975
TOTAL, Iron or Steel	423,386	441,491	482,215	534,161	718,471	4,700,064	4,934,459	5,952,797	6,220,098	8,501,472

* Included in "Pipes and Tubes" prior to 1910-11.

† Separately recorded from April 1912.

Imports of Principal Articles, distinguishing Principal Countries—continued.

ARTICLES AND COUNTRIES.	QUANTITIES.					VALUE.				
	1909-10.	1910-11.	1911-12.	1912-13.	1913-14.	1909-10.	1910-11.	1911-12.	1912-13.	1913-14.
Metals and Ores—cont.										
Steel:										
Angle and Spring (III. K.):						£	£	£	£	£
United Kingdom - Tons	12,532	17,272	18,257	16,972	17,035	82,760	116,507	123,961	126,842	134,399
Belgium - "	5,075	4,872	6,549	6,334	12,316	31,945	30,639	40,739	43,399	81,909
Germany - "	3,917	5,017	7,353	6,352	14,299	25,361	31,477	45,326	43,319	91,844
Other Countries - "	8	0	0	332	539	44	0	1	2,128	3,911
"	21,532	27,161	32,159	29,990	44,192	140,110	178,623	209,927	215,688	312,063
Bars and Channel (III. K.):										
United Kingdom - Tons	10,905	13,302	12,878	19,515	25,781	75,399	92,846	91,914	151,537	207,500
Belgium - "	43,306	43,337	51,730	58,603	93,881	237,646	270,578	318,929	402,154	615,225
Germany - "	47,366	64,470	56,809	89,840	83,173	307,470	416,021	363,095	270,656	537,233
Sweden - "	396	507	307	739	607	5,659	7,303	4,553	10,252	8,263
United States - "	31	22	24	889	1,116	266	164	241	6,576	8,230
Other Countries - "	263	15	109	0	55	1,558	453	673	40	588
"	102,267	121,653	121,857	119,586	204,613	657,998	787,365	779,408	841,315	1,377,044
Cast (III. K.):										
United Kingdom - Tons	2,537	1,767	1,660	2,011	2,904	35,623	29,149	28,621	42,282	58,934
Belgium - "	196	135	190	270	310	1,611	1,491	2,838	3,600	5,131
Germany - "	693	259	646	448	791	7,473	3,125	6,809	5,649	18,178
Sweden - "	491	236	238	169	142	7,506	4,548	3,555	2,898	2,591
Other Countries - "	35	51	32	160	24	816	1,765	2,297	3,766	2,002
"	3,992	2,498	2,766	3,058	4,171	53,089	40,078	44,180	57,255	86,836
*Ingots, Blooms, Billets, and Slabs (III. K.) - Tons				121	109				1,253	1,184
TOTAL, Steel - "	127,791	151,312	156,762	152,755	253,065	851,197	1,006,066	1,033,515	1,115,411	1,777,127
Lead:										
Unwrought:										
Ore (II. D.) - Tons	270	271	204	169	177	6,187	5,788	4,062	3,690	4,005
Pig (III. L.):										
United Kingdom - Cwt.	15,345	12,482	17,281	17,357	26,298	11,236	8,095	13,333	10,705	27,439
France - "	10,069	7,526	5,616	3,305	3,261	7,626	5,571	4,021	3,808	3,457
Australia - "	16,007	28,012	20,006	24,006	14,000	10,240	17,892	18,809	21,932	18,200
Other Countries - "	1,747	2,108	2,105	3,103	4,483	1,308	1,569	1,504	2,734	3,748
"	43,188	50,128	45,008	47,771	48,042	30,410	33,117	38,887	44,820	47,004
Other Sorts (III. L.) - Cwt.	418	335	722	2,071	1,273	359	292	519	1,743	1,180
Wrought:										
Sheets, Pipes, and Tubes (III. L.):										
United Kingdom - Cwt.	16,968	16,225	16,364	17,534	21,480	13,631	14,199	14,686	18,981	23,462
Other Countries - "	242	832	2,173	1,177	1,090	292	770	2,124	1,452	1,378
"	17,230	17,057	18,537	18,711	22,570	13,923	14,969	16,810	20,433	24,840
Sheets for Tea-chests (III. L.):										
United Kingdom - Cwt.	58,689	46,306	40,596	36,732	39,108	55,759	48,798	45,873	46,484	55,156
Other Countries - "	238	7,078	1,524	256	1,091	237	5,014	1,940	845	1,911
"	58,927	53,384	42,120	36,988	40,199	56,046	53,812	47,813	46,820	57,067
Other Sorts (III. L.):										
United Kingdom - Cwt.	3,027	7,135	5,336	6,725	10,186	12,595	7,774	6,617	9,291	14,207
Other Countries - "	2,756	3,035	2,207	2,077	2,125	3,360	3,584	3,514	3,004	3,427
"	10,783	10,170	7,543	8,802	12,311	15,955	11,358	10,131	12,285	17,634
TOTAL, Lead (excluding Ore) - "	130,546	131,074	113,930	114,343	124,404	116,743	113,548	108,060	120,219	148,625
Quicksilver (III. L.):										
United Kingdom - Lb.	101,567	255,473	171,283	310,563	187,443	11,524	20,001	-10,705	34,043	16,740
Austria-Hungary - "	109,501	97,117	62,000	65,850	37,675	11,981	10,576	6,882	7,120	3,752
Other Countries - "	1,959	266	232	2,760	611	214	32	30	328	70
"	213,027	352,856	233,515	379,173	205,729	23,719	30,609	26,707	41,500	20,571
*Solder (III. L.):										
United Kingdom - Cwt.	—	—	—	5,598	5,956	—	—	—	30,799	31,136
Other Countries - "	—	—	—	6	9	—	—	—	33	51
"	—	—	—	5,594	5,965	—	—	—	30,832	31,187
Tin:										
Unwrought (Blocks, Ingots, Bars, and Slabs) (III. L.):										
United Kingdom - Cwt.	3,670	2,868	3,526	4,800	4,155	31,079	23,029	33,436	52,111	43,323
Japan - "	0	0	1,977	0	52	0	0	19,371	0	543
Straits Settlements - "	34,650	33,212	30,363	26,645	37,104	260,853	270,176	292,324	282,705	378,364
Other Countries - "	55	275	455	91	95	423	2,250	4,110	917	1,052
"	38,375	36,355	36,321	31,536	41,406	292,355	295,455	340,291	335,733	423,282

* Separately recorded from April 1912.

F

Imports of Principal Articles, distinguishing Principal Countries—continued.

ARTICLES AND COUNTRIES.	QUANTITIES.					VALUE.				
	1909-10.	1910-11.	1911-12.	1912-13.	1913-14.	1909-10.	1910-11.	1911-12.	1912-13.	1913-14.
Metals and Ores—cont.										
Tin—cont:										
Wrought, including Plates or Sheets not being tinned Iron (III. L.):						£	£	£	£	£
Germany - - - Cwt.	160	292	368	534	981	1,485	2,508	3,597	4,879	8,701
Other Countries - - "	86	289	118	3,510	308	625	2,399	4,169	4,199	3,393
"	246	581	486	4,044	1,289	2,110	4,907	4,766	9,078	12,094
TOTAL, Tin - - "	38,621	36,936	36,807	35,580	42,695	294,465	300,362	354,057	344,811	435,376
Zinc or Spelter:										
Unwrought (III. L.):										
United Kingdom - Cwt.	60,826	62,215	60,385	64,890	83,467	74,668	75,616	77,104	85,723	111,337
Germany - - - "	2,724	5,335	4,028	5,503	9,249	3,854	7,344	5,990	8,583	13,430
Other Countries - - "	1,809	1,145	1,231	3,007	2,609	2,569	1,486	1,696	4,526	3,776
"	65,359	68,695	65,644	73,400	95,325	81,111	84,446	84,790	98,832	128,593
Wrought or Manufactured (III. L.):										
United Kingdom - Cwt.	7,460	7,162	6,632	10,136	8,094	11,365	11,728	11,811	19,524	15,032
Belgium - - - "	10,176	13,965	14,731	17,104	17,228	14,569	19,932	24,255	28,311	26,076
Germany - - - "	5,445	6,530	8,478	9,552	11,875	7,858	10,187	14,481	16,390	18,273
Other Countries - - "	244	202	170	463	152	323	190	166	707	163
"	33,325	27,259	30,011	37,255	37,349	34,115	42,037	50,713	64,932	59,554
Other Sorts (III. L.) - Cwt.	849	1,128	1,135	1,300	2,118	908	1,374	1,305	1,531	2,632
TOTAL, Zinc or Spelter "	89,533	97,082	96,790	111,955	134,792	116,194	127,857	136,808	165,295	190,779
*Metals, unenumerated (III. L.):										
United Kingdom - Cwt.	33,122	22,934	25,633	9,561	10,205	92,223	83,751	94,295	29,777	27,897
Germany - - - "	3,271	3,352	12,223	218	926	18,156	19,566	57,220	3,056	4,093
United States - - - "	100	425	1,412	40	79	436	1,741	6,406	114	213
Other Countries - - - "	731	591	792	463	313	3,930	3,611	3,811	2,317	2,207
"	37,224	27,902	40,060	10,282	17,523	114,745	108,669	161,732	35,264	34,410
†Ores, unenumerated } Tons				247	2,478				3,004	29,293
TOTAL, Metals (excluding Ores) } Tons	644,286	696,030	728,056	769,187	1,075,678	8,463,843	9,597,022	9,473,193	10,328,225	14,682,729
TOTAL, Ores - - - "	270	271	204	573	2,655	6,187	5,788	4,062	7,093	33,293
TOTAL Metals (including Ores) }	644,556	696,301	728,260	769,760	1,078,333	8,470,030	9,602,810	9,477,255	10,335,318	14,716,027
Motor Cars and Motor Cycles and Parts thereof:										
†Motor Cars (III. C.):										
United Kingdom - No.	—	—	—	—	1,669	—	—	—	—	515,139
Belgium - - - "	—	—	—	—	130	—	—	—	—	37,476
France - - - "	—	—	—	—	111	—	—	—	—	32,570
Germany - - - "	—	—	—	—	56	—	—	—	—	19,608
United States - - - "	—	—	—	—	868	—	—	—	—	140,211
Other Countries - - - "	—	—	—	—	46	—	—	—	—	11,362
"	—	—	—	—	2,880	—	—	—	—	756,366
†Motor Cycles (III. C.):										
United Kingdom - No.	—	—	—	—	1,394	—	—	—	—	68,521
Other Countries - - - "	—	—	—	—	69	—	—	—	—	2,678
"	—	—	—	—	1,463	—	—	—	—	71,199
†Motor Wagons (III. C.):										
United Kingdom - No.	—	—	—	—	42	—	—	—	—	23,694
Other Countries - - - "	—	—	—	—	34	—	—	—	—	14,355
"	—	—	—	—	76	—	—	—	—	38,049
†Motor Cars and Motor Cycles (III. C.):										
United Kingdom - No.	—	—	—	2,336	—	—	—	—	451,984	—
Belgium - - - "	—	—	—	167	—	—	—	—	40,406	—
France - - - "	—	—	—	53	—	—	—	—	15,848	—
Germany - - - "	—	—	—	44	—	—	—	—	11,773	—
United States - - - "	—	—	—	425	—	—	—	—	69,186	—
Other Countries - - - "	—	—	—	64	—	—	—	—	8,000	—
"	—	—	—	8,089	—	—	—	—	597,177	—

* Figures prior to 1912-13 include Aluminum, Solder, and Ores, unenumerated.

† Separately recorded from April 1913.

† Separately recorded from April 1912.

Imports of Principal Articles, distinguishing Principal Countries—continued.

ARTICLES AND COUNTRIES.	QUANTITIES.					VALUE.				
	1909-10.	1910-11.	1911-12.	1912-13.	1913-14.	1909-10.	1910-11.	1911-12.	1912-13.	1913-14.
Motor Cars and Motor Cycles —cont.										
*†Parts of Motor Cars and Motor Cycles and Accessories (excluding Rubber Tyres) (III. C.):						£	£	£	£	£
United Kingdom	—	—	—	—	—	—	—	—	186,957	116,939
Belgium	—	—	—	—	—	—	—	—	8,175	6,294
France	—	—	—	—	—	—	—	—	18,070	10,155
Germany	—	—	—	—	—	—	—	—	41,437	9,896
United States	—	—	—	—	—	—	—	—	4,838	9,581
Other Countries	—	—	—	—	—	—	—	—	2,285	3,033
	—	—	—	—	—	—	—	—	201,002	158,498
Total Motor Cars and Motor Cycles and Parts thereof:										
United Kingdom	—	—	—	—	—	252,425	352,498	516,009	638,221	724,283
Belgium	—	—	—	—	—	5,843	22,796	15,971	46,581	45,404
France	—	—	—	—	—	23,316	52,551	44,146	33,018	43,968
Germany	—	—	—	—	—	21,333	39,823	30,152	53,210	34,481
Italy	—	—	—	—	—	5,051	6,478	5,224	2,553	2,207
United States	—	—	—	—	—	4,080	9,936	40,200	74,024	154,680
Ceylon	—	—	—	—	—	2,893	1,853	3,450	3,350	7,121
Other Countries	—	—	—	—	—	2,398	2,380	4,808	4,032	9,310
	—	—	—	—	—	317,139	488,295	669,020	858,170	1,022,042
Oils:										
Animal (II. E.):										
United Kingdom - Gals.	777,577	697,902	343,181	605,348	839,923	59,371	55,282	28,470	49,022	60,245
Japan	4,000	0	0	100,461	92,803	242	0	0	5,216	4,073
Other Countries	14,157	16,907	7,484	22,949	19,336	1,624	2,111	243	3,738	2,019
	795,734	714,809	350,665	728,758	972,062	61,237	57,393	28,713	56,976	76,287
Essential (II. E.):										
United Kingdom - Gals.	2,274	2,759	2,475	2,507	2,074	6,530	8,248	7,563	8,248	9,588
France	0	0	0	1,611	1,738	0	0	0	6,305	6,140
Germany	1,338	1,560	1,304	2,024	3,855	7,877	7,800	9,424	11,824	15,989
Other Countries	9,417	9,086	8,816	8,840	7,570	7,523	8,780	10,603	7,084	7,419
	13,029	13,405	12,595	14,982	14,737	21,930	24,828	27,670	34,146	39,005
Mineral:										
Fuel Oils (II. E.):										
Russia - Gals.	0	0	1,048,902	0	0	0	0	8,784	0	0
Egypt	0	0	0	0	837,721	0	0	0	0	9,412
Borneo	1,481,410	4,246,711	7,924,591	7,618,567	755,171	10,539	30,356	53,804	53,807	7,806
Persia	0	0	0	17,300	8,292,163	0	0	0	182	30,090
Straits Settlements	0	2,384,445	3,328,250	1,308,957	1,423,154	0	22,500	27,060	11,815	8,874
Sumatra	0	375,211	914,853	2,055,774	1,456,264	0	1,982	7,762	10,224	12,110
Other Countries	14	95,641	240	248	1,207	3	123	18	20	38
	1,481,424	7,102,008	13,216,845	11,085,936	7,765,680	10,542	54,941	97,428	82,108	68,390
Kerosene (in bulk) (II. E.):										
Roumania - Gals.	1,229,326	0	0	4,107,439	0	25,611	0	0	87,550	0
Russia	3,585,189	5,841,988	1,873,680	12,469,405	1,079,209	97,138	159,518	50,621	320,241	25,454
United States	26,435,426	22,541,315	39,721,368	18,614,293	26,594,240	615,699	520,047	910,340	415,002	692,050
Borneo	9,335,899	5,273,258	13,333,781	12,547,029	20,815,283	194,158	126,137	341,975	303,662	520,938
Persia	0	0	0	875,510	2,291,058	0	0	0	2,952	72,387
Straits Settlements	3,675,043	4,862,960	2,055,165	2,776,738	2,195,536	82,258	141,636	45,016	70,517	56,941
Sumatra	3,566,998	5,738,824	0	863,400	0	69,890	155,468	0	20,947	0
Other Countries	32	436	500	160	296	1	31	17	6	10
	47,827,918	44,258,781	56,984,494	52,253,974	52,975,622	1,084,755	1,102,837	1,247,969	1,243,077	1,308,225
Kerosene (in tins) (II. E.):										
United States - Gals.	14,828,443	12,297,925	22,420,336	18,262,239	15,716,581	584,595	485,033	818,418	454,124	590,236
Borneo	1,340,231	0	806	65	0	22,737	0	30	6	0
Persia	107	1	0	119,401	11,968	4	0	0	5,480	557
Straits Settlements	1,908	4,905	512	284	144,512	93	228	21	8	5,204
Sumatra	50,868	13,245	0	0	0	1,822	857	0	0	0
Other Countries	1,036	22,877	6,556	554	1,295	76	941	276	23	79
	16,222,593	12,338,953	22,428,210	18,382,543	15,874,351	589,327	487,059	818,740	459,641	596,076
TOTAL, Kerosene	64,050,506	56,597,734	79,412,704	65,636,517	68,849,973	1,674,082	1,589,896	2,166,700	1,703,618	1,904,301
Lubricating Oils (II. E.):										
United Kingdom - Gals.	2,307,209	3,616,839	3,131,062	2,730,144	2,600,018	105,029	166,279	144,308	137,322	145,763
Belgium	21,281	230,070	126,817	132,493	118,803	1,174	14,044	5,721	6,880	6,355
Germany	209,957	1,010,772	54,142	119,627	125,657	13,709	68,189	3,054	8,044	9,514
United States	7,333,529	6,777,024	6,636,283	9,440,030	8,838,170	217,405	195,312	191,610	288,371	291,101
Borneo	0	1,328,036	691,319	675,730	3,100,841	0	29,532	12,563	15,017	63,908
Straits Settlements	133,610	424,051	460,030	118,230	148,215	5,723	13,933	11,510	5,427	6,835
Sumatra	1,413,254	238,203	1,106,740	1,961,412	408	31,410	5,297	24,504	44,031	9
Other Countries	22,889	27,923	50,806	38,669	20,819	1,411	1,191	1,800	1,482	1,033
	11,491,729	13,652,923	12,237,199	15,256,585	14,952,931	375,861	493,777	385,280	507,074	529,518
Petroleum, dangerous (other than dangerous Paints, Solutions and Compositions) (II. E.):										
United States - Gals.	181,152	169,993	205,587	49,225	36,608	11,959	11,645	12,754	3,365	2,772
Other Countries	7,761	936	195	1,088	287	276	166	79	108	29
	188,913	170,934	205,782	50,313	36,875	12,235	11,811	12,833	3,473	2,801

* Separately recorded from April 1912. † Figures for 1912-13 are inclusive of Rubber Tyres.

Imports of Principal Articles, distinguishing Principal Countries—continued.

ARTICLES AND COUNTRIES.	QUANTITIES.					VALUE.				
	1909-10.	1910-11.	1911-12.	1912-13.	1913-14.	1909-10.	1910-11.	1911-12.	1912-13.	1913-14.
<i>Oils—cont.</i>										
<i>Mineral—cont.</i>						£	£	£	£	£
Paints, Solutions and Compositions, dangerous (II. E.) - Gals.	1,489	3,113	1,840	643	1,617	619	1,042	556	247	400
Other Kinds (II. E.):										
United Kingdom - Gals.	88,504	78,881	189,885	77,506	75,981	5,800	5,827	14,187	8,019	8,476
Belgium - " "	5,598	318,388	318,038	236,731	229,268	397	21,229	19,350	15,064	16,302
Germany - " "	788	594,562	1,498,274	2,375,586	2,606,530	113	41,148	97,725	165,345	189,221
United States - " "	168,665	1,127,686	290,175	278,290	485,367	8,481	29,010	13,098	14,706	23,802
Other Countries - " "	1,346	219	25,737	263,899	18,851	110	26	966	2,443	613
"	264,901	2,117,736	2,322,159	3,232,012	3,415,997	14,901	97,240	145,326	205,577	238,414
TOTAL, Mineral Oils - }	77,478,962	79,644,448	107,416,529	95,262,006	95,023,073	2,088,240	2,248,707	2,818,127	2,502,097	2,743,764
<i>Vegetable (Non-essential):</i>										
Castor (II. E.) - Gals.	965	559	851	947	320	253	192	156	210	43
Cocunut (II. E.) - Gals.	34,000	27,488	4,915	7,674	30,353	4,816	4,107	913	1,463	4,981
*Cotton Seed (II. E.) - Gals.	—	—	—	3,565	2,138	—	—	—	535	383
Groundnut (II. E.) - Gals.	7,099	8,330	9,669	10,641	11,504	713	963	1,059	1,160	1,325
Linseed (II. E.):										
United Kingdom - Gals.	323,586	340,851	396,225	363,524	438,313	39,481	50,752	64,615	56,195	58,657
Other Countries - " "	714	1,416	2,845	1,437	1,169	74	167	230	206	160
"	324,300	342,067	399,070	364,961	439,482	39,555	50,919	64,845	56,401	58,817
Mustard or Rape Gals. (II. E.)	39	0	124	631	709	6	0	25	91	100
Sesamum (Til or Jinjill) Gals. (II. E.)	1,011	568	792	473	795	134	85	101	53	112
Other Sorts (II. E.) - Gals.	51,900	59,195	70,043	68,631	66,848	6,639	6,851	8,658	7,035	9,754
TOTAL, Vegetable, Non-essential - }	419,314	438,207	485,464	457,523	552,149	52,116	63,117	75,757	66,948	75,515
TOTAL, Oils - " "	78,707,039	80,810,869	108,265,253	96,463,269	96,562,021	2,223,523	2,394,045	2,950,267	2,660,167	2,934,611
*Oilcakes (III. P.) - Cwt.	—	—	—	374	1,699	—	—	—	97	533
<i>Oil-Cloth and Floor-Cloth (III. P.):</i>										
United Kingdom - Sq. Yds.	1,059,500	1,329,875	997,485	1,103,485	1,100,832	41,892	54,010	49,916	52,139	54,755
Belgium - " "	1,335	39,000	40,710	130,158	188,868	112	1,459	1,777	5,989	9,048
United States - " "	63,354	49,863	26,259	224,651	194,227	2,038	1,945	1,266	8,075	7,399
Other Countries - " "	117,648	76,696	164,056	147,050	162,617	2,239	2,408	4,569	4,052	4,241
"	1,241,837	1,495,434	1,228,460	1,605,344	1,646,544	46,281	59,822	57,528	70,235	75,443
Opium (III. D.) - Lb.	267	509	397	536	425	392	1,540	1,847	2,679	2,609
<i>*Packing, Engine and Boiler, of all kinds, including Asbestos (III. P.):</i>										
United Kingdom - " "	—	—	—	—	—	—	—	—	35,591	30,141
Other Countries - " "	—	—	—	—	—	—	—	—	3,284	5,66
"	—	—	—	—	—	—	—	—	38,875	36,007
<i>Paints and Painter's Materials:</i>										
<i>Paints and Colours:</i>										
*Barytes (III. F.) - Cwt.	—	—	—	14,009	4,936	—	—	—	2,641	1,192
<i>*White and Red Lead (III. F.):</i>										
United Kingdom - Cwt.	—	—	—	48,605	46,255	—	—	—	55,554	59,543
Belgium - " "	—	—	—	4,313	10,753	—	—	—	4,140	11,276
Germany - " "	—	—	—	12,770	8,510	—	—	—	11,624	8,049
Other Countries - " "	—	—	—	131	56	—	—	—	152	39
"	—	—	—	65,819	65,574	—	—	—	71,470	78,907
<i>*Other Sorts (III. F.):</i>										
United Kingdom - Cwt.	—	—	—	218,365	221,744	—	—	—	269,463	280,591
Belgium - " "	—	—	—	10,493	18,210	—	—	—	7,971	10,155
Germany - " "	—	—	—	18,997	17,677	—	—	—	20,002	20,406
Holland - " "	—	—	—	3,920	30,832	—	—	—	957	5,454
China, Hong Kong - " "	—	—	—	1,303	1,353	—	—	—	12,250	12,082
Other Countries - " "	—	—	—	17,106	24,031	—	—	—	14,026	18,382
"	—	—	—	270,184	313,847	—	—	—	324,669	347,070

* Separately recorded from April 1912.

Imports of Principal Articles, distinguishing Principal Countries—continued.

ARTICLES AND COUNTRIES.	QUANTITIES.					VALUE.				
	1909-10.	1910-11.	1911-12.	1912-13.	1913-14.	1909-10.	1910-11.	1911-12.	1912-13.	1913-14.
Paints and Painters' Materials —cont.										
Total Paints and Colours:						£	£	£	£	£
United Kingdom - Cwt.	190,259	218,978	231,601	270,487	272,085	221,477	249,963	268,268	325,728	341,042
Belgium - - - - -	28,492	44,326	42,600	18,513	29,063	16,140	23,389	18,280	12,625	21,457
Germany - - - - -	36,922	39,033	37,586	34,606	26,987	32,638	37,112	34,921	32,302	28,713
Holland - - - - -	192	300	528	7,927	30,874	521	1,329	1,861	1,709	5,472
United States - - - -	761	1,025	1,194	1,292	3,137	1,629	2,315	2,751	2,708	5,730
China, Hong-Kong - -	635	1,343	926	1,307	1,353	6,848	11,918	8,215	12,253	12,082
Treaty Ports - - - -	616	770	702	663	569	4,479	5,451	4,828	4,825	4,978
Other Countries - - -	24,164	26,346	17,080	15,268	20,339	7,947	10,987	7,043	6,632	7,695
	282,041	332,121	332,217	350,012	384,407	291,679	342,964	345,667	396,780	427,169
Painters' Materials (other than Paints and Colours):										
*Turpentine (III. F.):										
United Kingdom - Cwt.	—	—	—	18,818	13,485	—	—	—	26,150	22,026
United States - - - -	—	—	—	1,559	2,488	—	—	—	4,179	6,147
Other Countries - - -	—	—	—	402	77	—	—	—	301	146
	—	—	—	20,779	16,050	—	—	—	30,630	28,319
*Other Kinds (III. F.):										
United Kingdom - - -	—	—	—	—	—	—	—	—	68,188	70,995
Germany - - - - -	—	—	—	—	—	—	—	—	4,034	6,500
Other Countries - - -	—	—	—	—	—	—	—	—	7,875	6,826
	—	—	—	—	—	—	—	—	80,097	84,321
Total Painters' Materials (other than Paints and Colours):										
United Kingdom - - -	—	—	—	—	—	76,742	81,048	105,178	94,338	102,021
Germany - - - - -	—	—	—	—	—	3,011	3,216	3,274	4,087	6,700
United States - - - -	—	—	—	—	—	6,435	7,674	21,047	5,355	8,251
Other Countries - - -	—	—	—	—	—	4,119	8,069	7,184	6,947	4,728
	—	—	—	—	—	90,307	100,925	136,683	110,727	121,700
TOTAL, Paints, &c.						381,986	443,889	482,350	509,507	548,869
Paper and Pasteboard:										
Paper:										
*Packing Paper (III. M.):										
United Kingdom - Cwt.	—	—	—	16,889	44,279	—	—	—	18,801	24,757
Germany - - - - -	—	—	—	42,236	30,317	—	—	—	23,508	17,550
Norway - - - - -	—	—	—	18,164	21,948	—	—	—	9,571	12,397
Sweden - - - - -	—	—	—	11,110	10,258	—	—	—	6,545	5,913
Other Countries - - -	—	—	—	20,641	22,515	—	—	—	11,800	12,724
	—	—	—	109,040	129,317	—	—	—	65,315	73,341
Printing Paper (III. M.):										
United Kingdom - Cwt.	141,345	140,243	151,199	166,310	177,644	136,835	134,033	145,768	166,444	172,514
Austria-Hungary - - -	35,753	41,966	39,658	38,698	39,052	24,227	30,168	28,420	29,200	28,614
Belgium - - - - -	8,206	6,271	5,596	5,670	6,166	6,226	4,937	4,835	5,005	4,079
Germany - - - - -	51,639	61,868	65,948	61,026	93,086	36,529	44,419	46,353	45,005	65,463
Norway - - - - -	18,684	12,128	20,630	30,336	52,794	9,415	8,247	14,574	10,725	33,053
Sweden - - - - -	9,054	18,518	22,781	28,515	25,619	5,386	11,032	14,129	17,823	15,948
Other Countries - - -	2,744	4,779	6,044	6,384	7,877	2,602	3,702	5,068	5,331	6,309
	262,625	285,773	312,056	336,939	402,238	221,220	237,538	250,186	289,198	327,380
Writing Paper and Envelopes (III. M.):										
United Kingdom - - -	—	—	—	—	—	116,454	149,872	126,143	148,232	164,563
Austria-Hungary - - -	—	—	—	—	—	24,379	28,905	22,698	30,698	38,440
Belgium - - - - -	—	—	—	—	—	10,847	12,528	12,217	15,250	13,378
Germany - - - - -	—	—	—	—	—	11,991	18,761	18,319	17,708	25,379
Italy - - - - -	—	—	—	—	—	3,730	6,175	3,449	3,351	3,395
Other Countries - - -	—	—	—	—	—	2,836	4,078	6,273	8,879	14,809
	—	—	—	—	—	170,237	220,407	189,099	224,458	259,964
Other Kinds of Paper (including Paper Manufactures) (III. M.):										
United Kingdom - Cwt.	293,968	350,693	344,826	432,028	362,571	134,700	142,012	157,483	215,507	215,568
Austria-Hungary - - -	11,150	10,494	14,068	10,159	15,030	11,532	12,280	14,680	12,456	16,603
Belgium - - - - -	11,912	12,919	10,715	10,393	10,171	12,326	13,378	12,742	13,218	13,204
Germany - - - - -	84,322	74,579	77,620	69,170	66,422	57,780	57,039	60,848	65,205	59,706
Norway - - - - -	19,838	14,764	14,625	5,512	5,870	8,741	8,464	9,058	4,051	4,194
Sweden - - - - -	19,737	11,268	27,344	9,762	10,718	8,247	7,042	17,432	6,463	8,483
United States - - - -	2,017	1,778	1,790	3,791	2,190	3,315	3,613	4,851	7,077	5,126
China, Treaty Ports -	4,413	4,271	5,509	4,449	4,533	6,471	5,841	6,043	5,792	5,617
Japan - - - - -	112	119	138	1,242	1,613	374	631	573	3,336	5,401
Other Countries - - -	6,768	10,137	13,295	6,354	6,755	6,007	7,249	8,701	7,326	6,920
	454,237	491,022	509,950	552,860	485,873	249,593	257,549	292,459	340,511	340,822

* Separately recorded from April 1912.

Imports of Principal Articles, distinguishing Principal Countries—continued.

ARTICLES AND COUNTRIES.	QUANTITIES.					VALUE.				
	1909-10.	1910-11.	1911-12.	1912-13.	1913-14.	1909-10.	1910-11.	1911-12.	1912-13.	1913-14.
Paper and Pasteboard—cont.										
Pasteboard, Millboard and Cardboard of all kinds (III. M.):						£	£	£	£	£
United Kingdom - Cwt.	19,046	15,048	19,956	16,177	19,777	16,127	13,783	18,660	15,860	17,727
Germany - - - - -	9,745	15,963	16,987	19,466	21,115	6,481	9,790	11,601	12,161	14,778
Holland - - - - -	28,889	32,634	35,841	34,589	43,729	9,193	11,645	11,598	11,790	16,248
Japan - - - - -	8	51	180	4,495	18,261	6	20	52	1,255	5,576
Other Countries - - -	5,334	2,571	3,862	4,584	4,237	2,493	2,077	2,368	3,419	2,618
"	63,022	66,267	76,226	79,311	107,119	34,300	37,315	44,299	44,485	56,947
TOTAL, Paper and Pasteboard						675,350	752,809	785,048	963,967	1,058,454
Paper-making Materials:										
*Pulp of Wood or other Materials (II. J.):										
United Kingdom - Cwt.	—	—	—	87,315	92,413	—	—	—	15,637	44,233
Austria-Hungary - - -	—	—	—	35,463	49,296	—	—	—	15,611	24,501
Germany - - - - -	—	—	—	28,066	48,842	—	—	—	12,665	20,247
Norway - - - - -	—	—	—	3,600	11,217	—	—	—	1,889	5,588
Sweden - - - - -	—	—	—	180,518	44,668	—	—	—	65,178	20,636
Other Countries - - -	—	—	—	40	1,200	—	—	—	69	604
"	—	—	—	265,002	247,636	—	—	—	111,049	115,909
†Rags and other Materials (II. J.):										
United Kingdom - Cwt.	213	35,512	105,309	—	—	123	15,493	39,427	—	—
Austria-Hungary - - -	7,998	8,525	12,436	—	—	4,925	4,882	5,640	—	—
Germany - - - - -	1,812	8,837	32,026	—	—	1,031	3,999	15,739	—	—
Sweden - - - - -	606	5,188	115,300	—	—	361	2,037	52,262	—	—
Other Countries - - -	917	3,113	5,403	—	—	425	1,541	2,318	—	—
"	11,546	61,175	270,474	—	—	6,865	27,952	115,406	—	—
TOTAL, Paper-making Materials	11,546	61,175	270,474	265,002	247,636	6,865	27,952	115,406	111,049	115,909
Paraffin Wax (III. P.):										
United States - - Cwt.	12,589	1,735	4,626	4,638	11,267	5,677	1,994	4,755	4,598	11,377
Other Countries - - -	1,941	5,600	5,620	226	282	3,102	8,012	5,508	467	513
"	14,530	7,335	10,246	4,864	11,549	8,779	10,006	10,263	5,065	11,890
Perfumery (not being Perfumed Spirits) (III. P.):										
Persia - - - - -	—	—	—	—	—	10,390	10,280	8,833	10,383	11,104
Straits Settlements - -	—	—	—	—	—	5,049	4,500	3,971	4,878	7,026
Other Countries - - -	—	—	—	—	—	8,794	8,814	13,269	15,353	15,341
"	—	—	—	—	—	24,233	23,594	26,143	30,614	33,471
Pitch, Tar and Dammer (III. P.):										
United Kingdom - Cwt.	235,197	227,511	227,224	242,138	219,410	53,542	54,930	56,137	66,740	59,473
Straits Settlements - -	51,226	64,307	53,853	61,218	63,642	16,799	22,017	19,182	21,305	23,150
Other Countries - - -	1,183	1,189	786	922	2,412	381	435	314	299	776
"	287,606	293,007	281,863	304,278	285,464	70,722	77,382	75,633	88,344	83,399
Plants, Living, including Bulbs and Seeds for Sowing (II. J.)	—	—	—	—	—	2,444	4,370	2,999	3,984	4,001
Polishes:										
*Polishes and Compositions for application to Leather (III. P.):										
United Kingdom - - -	—	—	—	—	—	—	—	—	39,580	39,297
Other Countries - - -	—	—	—	—	—	—	—	—	1,804	1,791
"	—	—	—	—	—	—	—	—	40,864	41,088
*Polishes and Compositions for application to Metals (III. P.):										
United Kingdom - - -	—	—	—	—	—	—	—	—	20,756	26,830
Other Countries - - -	—	—	—	—	—	—	—	—	2,740	4,679
"	—	—	—	—	—	—	—	—	23,496	31,509
*TOTAL, Polishes	—	—	—	—	—	—	—	—	64,860	72,597
Precious Stones, and Pearls, Unset (II. J.):										
Italian East Africa (Eritrea and Somaliland)	—	—	—	—	—	15,490	33,498	1,333	8,762	1,000
United States - - -	—	—	—	—	—	0	0	0	0	7,500
Aden - - - - -	—	—	—	—	—	34,973	31,447	84,600	58,800	38,303
Bahrein Islands - - -	—	—	—	—	—	255,393	256,087	311,630	391,360	467,727
Muscat Territory and Trucial Oman - - - - -	—	—	—	—	—	177,147	73,513	104,407	127,700	141,087
Other States in Arabia -	—	—	—	—	—	867	0	0	0	43,133
Persia - - - - -	—	—	—	—	—	33,220	83,247	59,200	67,730	10,840
Turkey, Asiatic: Persian Gulf - - - - -	—	—	—	—	—	18,420	42,020	39,610	44,210	1,333
Other Countries - - -	—	—	—	—	—	1,838	3,409	1,961	2,967	3,770
"	—	—	—	—	—	537,348	523,221	596,741	721,579	714,693

* Separately recorded from April 1912.

† Figures include "Pulp of Wood or other materials."

‡ Figures prior to 1911-12 relate to the whole of Asiatic Turkey.

Imports of Principal Articles, distinguishing Principal Countries—continued.

ARTICLES AND COUNTRIES.	QUANTITIES.					VALUE.				
	1909-10.	1910-11.	1911-12.	1912-13.	1913-14.	1909-10.	1910-11.	1911-12.	1912-13.	1913-14.
Printing and Lithographing Machinery and Materials, (excluding Paper):										
*Printing and Lithographing Presses (III. J.):						£	£	£	£	£
United Kingdom	—	—	—	—	—	—	—	—	41,080	43,767
United States	—	—	—	—	—	—	—	—	4,034	6,081
Other Countries	—	—	—	—	—	—	—	—	1,847	4,406
	—	—	—	—	—	—	—	—	46,961	54,254
*Printing Type (III. P.):										
United Kingdom Cwt.	—	—	—	2,920	2,679	—	—	—	19,056	21,990
Other Countries	—	—	—	210	200	—	—	—	1,700	1,673
	—	—	—	3,130	2,879	—	—	—	20,756	23,663
†Other Materials (III. P.):										
United Kingdom	—	—	—	—	—	47,524	48,713	45,972	29,956	34,130
Germany	—	—	—	—	—	5,046	5,477	6,042	5,100	6,053
United States	—	—	—	—	—	5,643	4,055	3,791	618	1,451
Other Countries	—	—	—	—	—	1,907	1,582	1,778	748	1,708
	—	—	—	—	—	59,520	59,777	57,578	36,512	43,945
†TOTAL, Printing and Lithographing Machinery and Materials (excluding Paper)	—	—	—	—	—	59,520	59,777	57,578	105,905	121,271
Prints, Engravings, and Pictures:										
*Photographs and Picture Post-cards (III. P.)	—	—	—	—	—	—	—	—	5,370	5,827
*Others (III. P.):										
United Kingdom	—	—	—	—	—	—	—	—	11,576	9,901
Other Countries	—	—	—	—	—	—	—	—	6,102	7,142
	—	—	—	—	—	—	—	—	17,678	16,943
Total Prints, Engravings and Pictures:										
United Kingdom	—	—	—	—	—	—	—	—	14,456	12,901
Germany	—	—	—	—	—	—	—	—	5,014	6,088
Other Countries	—	—	—	—	—	—	—	—	3,578	2,581
	—	—	—	—	—	—	—	—	23,048	22,170
Provisions and Oilman's Stores:										
Bacon and Hams (I. E.):										
United Kingdom Lb.	1,569,009	1,605,224	1,621,001	1,588,722	1,555,454	69,828	81,323	71,635	73,070	81,027
Other Countries	28,071	33,573	43,904	33,715	28,380	1,123	1,372	1,612	1,383	1,264
	1,597,080	1,638,797	1,664,905	1,622,437	1,583,834	70,951	82,695	73,247	74,453	82,291
‡Biche de mer (I. E.) Lb.	26,857	28,478	43,630	—	—	525	840	374	—	—
Biscuits and Cakes (I. E.):										
United Kingdom Lb.	5,533,009	6,118,295	6,726,399	8,335,062	7,966,109	167,931	192,773	211,635	271,585	267,070
Germany	756,373	754,944	525,642	877,228	680,228	11,069	13,189	9,199	17,076	14,198
Australia	311,431	373,760	369,900	392,707	561,967	5,946	7,301	7,241	9,202	13,380
Other Countries	91,000	99,113	110,160	120,847	136,964	2,702	3,340	3,331	3,822	4,084
	6,691,813	7,346,112	7,732,101	9,725,844	9,345,168	187,648	210,503	231,406	301,685	298,732
Butter (including Canned) (I. E.):										
United Kingdom Lb.	71,691	50,394	63,426	72,731	68,057	6,142	4,452	4,628	5,472	5,268
Denmark	165,062	115,501	159,556	150,986	190,582	11,616	8,759	12,052	12,126	15,570
Other Countries	71,991	117,053	84,449	89,332	115,117	5,117	7,481	5,773	5,936	7,674
	308,744	282,953	307,431	312,649	373,756	22,875	20,692	22,453	23,534	28,512
Cheese (including Canned) (I. E.):										
United Kingdom Lb.	603,830	558,573	500,540	502,100	479,570	23,628	21,896	21,137	22,206	21,520
Holland	648,535	681,621	618,626	773,254	641,955	22,689	24,642	24,505	29,732	24,319
Other Countries	92,353	83,288	95,265	127,637	139,905	3,519	3,764	3,992	5,158	5,109
	1,344,718	1,323,482	1,214,431	1,402,991	1,261,330	49,836	50,302	49,634	57,096	50,948

* Separately recorded from April 1912.

† Figures prior to 1912-13 represent "Printing and Lithographing materials."

‡ Included with "Provisions: Other Sorts" from April 1912.

Imports of Principal Articles, distinguishing Principal Countries—continued.

ARTICLES AND COUNTRIES.	QUANTITIES.					VALUE.				
	1909-10.	1910-11.	1911-12.	1912-13.	1913-14.	1909-10.	1910-11.	1911-12.	1912-13.	1913-14.
Provisions and Oilman's Stores—cont.						£	£	£	£	£
*Cocoa and Chocolate (I. E.):										
United Kingdom - Lb.	—	—	—	413,200	419,861	—	—	—	29,968	30,286
Other Countries - "	—	—	—	79,748	118,820	—	—	—	4,907	8,579
"	—	—	—	492,948	538,681	—	—	—	34,875	38,865
Farinaceous and Patent Foods (I. E.):										
United Kingdom - Cwt.	21,970	31,465	27,608	32,778	34,538	68,357	78,955	78,348	101,701	111,442
United States - "	3,774	4,436	5,012	6,592	5,399	6,127	7,112	7,934	10,662	8,419
China, Hong-Kong - "	3,797	4,827	4,773	6,125	13,250	4,131	5,234	5,496	7,468	17,419
China, Treaty Ports - "	4,093	3,853	4,711	5,920	7,990	3,489	3,332	4,134	5,398	6,741
Java - "	27,984	17,756	4,367	1,445	103	8,680	5,606	1,797	504	42
Straits Settlements - "	181,565	177,070	182,991	201,024	234,933	117,398	118,848	132,335	154,773	171,041
Other Countries - "	985	1,868	8,086	4,362	2,079	2,020	2,518	5,529	3,812	3,225
"	244,168	241,275	237,498	258,246	298,292	210,202	221,605	235,568	284,318	318,329
Ghi (I. E.):										
East African Protectorate - Lb.	264,740	459,634	335,230	471,111	225,552	7,139	16,115	8,857	14,744	6,720
Persia - "	4,304	37,035	78,517	144,517	46,353	133	1,278	2,929	5,534	1,781
Turkey, Asiatic - "	702	84,857	11,313	192,579	6,474	25	2,891	389	7,079	253
Persian Gulf - "	37,516	122,191	115,949	178,652	159,739	1,292	4,231	4,241	6,869	6,289
Other Countries - "	—	—	—	—	—	—	—	—	—	—
"	307,262	703,717	541,009	986,859	438,118	8,589	24,515	16,416	34,226	15,043
Jams and Jellies (I. E.):										
United Kingdom - Lb.	1,754,774	1,799,116	1,911,619	1,958,554	2,038,061	37,261	38,500	44,685	47,631	45,260
Other Countries - "	36,177	51,993	60,701	52,670	58,668	739	845	1,104	977	1,163
"	1,790,951	1,851,109	1,972,320	2,011,224	2,096,729	38,000	39,345	45,789	48,608	46,423
Lard (I. E.) - Lb.	450,104	349,916	449,177	567,118	537,436	8,135	6,791	7,951	10,044	10,023
Milk, Condensed and Preserved, including Milk Cream (I. E.):										
United Kingdom - Lb.	6,672,909	7,176,226	7,302,480	6,828,239	6,162,299	138,570	140,192	161,531	165,829	160,273
Belgium - "	33,093	4,602	7,918	942,244	1,004,144	413	71	102	12,109	14,666
Germany - "	713,070	679,256	998,219	1,094,845	1,600,578	9,432	8,639	12,844	14,270	22,514
Holland - "	1,282,319	1,342,927	1,862,953	2,743,016	5,076,556	14,506	15,399	21,892	36,013	65,335
Norway - "	5,942	69,602	144,745	442,666	265,430	127	1,394	2,493	5,334	4,196
Switzerland - "	170,945	214,181	339,196	514,344	211,207	3,461	4,720	6,666	8,416	4,135
Other Countries - "	320,150	368,997	620,566	259,556	361,015	4,272	6,116	10,333	3,789	5,616
"	9,198,428	9,855,791	11,276,077	12,819,910	14,681,229	170,781	176,581	215,661	245,760	276,735
¶Pickles, Chutnies, Sauces, and Condiments (I. E.):										
United Kingdom - Cwt.	14,775	14,959	14,791	6,280	5,400	37,327	37,445	36,820	23,806	21,464
Other Countries - "	3,403	2,075	2,365	1,792	1,663	2,858	2,260	2,727	2,783	2,722
"	18,178	17,034	17,156	8,072	7,063	40,185	39,705	39,547	26,591	24,186
¶Vinegar (excluding Bottled Vinegar) (I. E.) - Cwt.	—	—	—	3,358	3,531	—	—	—	2,683	2,551
Other sorts of Provisions:										
Canned and Bottled Provisions (not specified elsewhere) (I. E.):										
United Kingdom - Cwt.	39,017	41,460	41,893	54,208	63,901	150,225	159,845	165,498	183,278	217,437
France - "	2,504	2,203	2,617	2,093	3,010	9,648	10,045	10,837	9,203	12,829
Germany - "	739	563	1,162	1,000	1,318	2,446	2,269	3,407	3,454	5,144
Portugal - "	10,604	10,360	9,684	11,079	25,222	26,600	24,219	23,247	29,915	70,498
United States - "	4,031	3,110	3,523	9,771	9,022	7,771	8,035	9,826	17,020	20,136
China, Hong-Kong - "	1,830	2,913	3,878	5,400	7,888	3,244	4,770	6,119	7,939	11,757
Straits Settlements - "	3,005	2,976	2,336	6,248	5,272	3,589	3,695	4,249	14,297	8,603
Australia - "	1,590	2,109	1,871	4,006	3,181	3,912	5,041	4,820	8,022	8,623
Other Countries - "	2,057	1,827	2,886	5,397	10,384	5,566	5,433	7,504	14,302	22,911
"	65,377	67,521	70,452	97,202	129,890	214,252	223,332	235,507	287,430	377,943
Others (I. E.):										
United Kingdom - Cwt.	15,535	17,543	19,774	21,815	11,497	58,176	66,293	74,023	81,456	40,362
France - "	859	845	1,231	1,110	418	3,323	3,340	5,413	4,259	1,805
China, Hong-Kong - "	3,197	4,218	4,836	6,489	6,716	6,168	6,860	5,716	7,531	8,533
China, Treaty Ports - "	2,932	3,811	4,331	5,593	4,014	3,468	4,206	4,896	5,213	3,579
Japan - "	674	913	777	1,205	1,970	6,857	9,112	7,483	12,511	7,395
Straits Settlements - "	4,500	3,950	3,685	4,984	3,178	8,119	6,079	6,212	7,093	5,338
Other Countries - "	4,554	4,313	4,734	7,144	5,813	11,114	11,670	13,832	15,874	11,494
"	32,251	35,593	39,368	48,340	33,606	97,225	107,580	117,575	134,837	78,506
TOTAL, Provisions and Oilman's Stores -	—	—	—	—	—	1,119,204	1,210,516	1,291,628	1,566,146	1,649,087

* Separately recorded from April 1912.

† Figures prior to 1912-13 are included with "Pickles, Chutnies, Sauces, and Condiments."

‡ Figures prior to 1911-12 relate to the whole of Asiatic Turkey.

¶ Figures prior to 1912-13 include "Vinegar."

Imports of Principal Articles, distinguishing Principal Countries—continued.

ARTICLES AND COUNTRIES.	QUANTITIES.					VALUE.				
	1909-10.	1910-11.	1911-12.	1912-13.	1913-14.	1909-10.	1910-11.	1911-12.	1912-13.	1913-14.
Railway Plant and Rolling Stock:										
Carriages and Wagons and parts thereof (III. N.):						£	£	£	£	£
United Kingdom - - -	—	—	—	—	—	1,523,152	969,172	639,628	1,494,978	2,988,037
Belgium - - - - -	—	—	—	—	—	3,428	18,953	7,566	21,693	25,173
Germany - - - - -	—	—	—	—	—	3,438	11,419	18,258	64,597	115,901
Other Countries - - -	—	—	—	—	—	2,253	2,834	6,330	3,159	1,476
	—	—	—	—	—	1,532,271	1,002,428	915,982	1,584,432	3,130,587
Locomotive Engines and Tenders and parts thereof (III. N.):										
United Kingdom - - -	—	—	—	—	—	530,306	490,155	526,500	595,901	1,203,046
Belgium - - - - -	—	—	—	—	—	10	0	504	116	7,169
Germany - - - - -	—	—	—	—	—	851	3,179	4,525	6,627	33,745
Other Countries - - -	—	—	—	—	—	4,167	25	0	0	0
	—	—	—	—	—	535,424	493,359	531,529	602,644	1,203,950
Materials for Construction:										
*Bridge Work (III. N.):										
United Kingdom - - Cwt.	—	—	—	413,110	172,405	—	—	—	259,207	193,983
Belgium - - - - -	—	—	—	0	7,514	—	—	—	0	5,272
Ceylon - - - - -	—	—	—	89	0	—	—	—	90	0
	—	—	—	413,199	180,009	—	—	—	259,306	193,205
Rails, Chairs and Fishplates of Steel or Iron (III. N.):										
United Kingdom - - Cwt.	1,907,362	1,456,907	1,681,895	2,198,717	2,216,589	505,039	485,776	556,904	768,932	873,778
Belgium - - - - -	14,968	15,789	5,410	0	0	5,954	4,782	1,580	0	0
Germany - - - - -	29,440	7,546	112,171	20,015	11,924	9,286	2,705	33,029	6,602	4,535
Canada - - - - -	98,446	0	0	0	0	26,167	0	0	0	0
	2,050,216	1,480,242	1,779,476	2,218,732	2,228,513	636,446	493,263	591,513	775,594	878,318
Sleepers and Keys of Steel or Iron (III. N.):										
United Kingdom - - Cwt.	426,914	634,081	451,716	1,572,935	1,781,659	120,989	188,017	141,718	519,242	628,528
Belgium - - - - -	444	694	7,177	0	23,721	135	280	2,304	0	10,440
Germany - - - - -	1,467	3,415	12,472	41,717	13,827	527	1,189	4,163	15,572	5,824
Other Countries - - -	12,200	3	0	0	0	2,630	2	0	0	0
	441,025	638,193	471,365	1,614,652	1,819,207	124,281	189,468	148,180	534,814	644,792
Sleepers of Wood (III. N.):										
United Kingdom - - Cwt.	2,165	12,505	8,657	11,000	134,048	290	1,945	1,189	2,453	37,378
United States - - -	0	784	0	37,600	7,765	0	143	0	8,708	1,936
Java - - - - -	44,739	35,127	25,216	18,886	0	11,546	10,320	6,603	6,875	0
Siam - - - - -	0	640	1,577	23,081	18,625	0	138	336	4,732	5,039
Straits Settlements - -	3,144	7,238	3,467	6,730	59,707	969	1,293	650	1,072	15,814
Australia - - - - -	1,414,811	1,003,424	1,203,351	1,012,883	828,718	289,008	235,713	275,075	218,476	194,820
Other Countries - - -	1,678	0	0	784	945	331	0	0	256	166
	1,466,537	1,059,718	1,242,268	1,110,964	1,049,808	392,144	249,552	284,453	242,572	255,153
Other Kinds of Materials (III. N.):										
United Kingdom - - Cwt.	841,172	813,280	903,337	431,418	512,043	431,607	393,919	474,289	257,900	355,523
Belgium - - - - -	38,602	7,014	9,565	5,964	2,688	13,449	3,322	5,163	3,595	1,020
Germany - - - - -	2,135	10,558	9,861	14,712	24,748	1,216	4,755	5,502	7,484	16,240
Other Countries - - -	800	244	3,092	155	360	226	155	1,359	357	384
	882,709	831,096	925,855	452,249	539,839	446,498	402,151	486,313	269,236	373,785
TOTAL, Railway Plant and Rolling Stock	—	—	—	—	—	3,627,064	2,830,221	2,957,070	4,268,598	6,089,704
Rubber:										
Raw (II. J.) - - - Cwt.	0	0	0	10	9	0	0	1	113	124
Manufactures (III. P.):										
†Tyres for Motors and Motor Cycles (III. P.):										
United Kingdom - - No.	—	—	—	—	42,650	—	—	—	—	53,640
France - - - - -	—	—	—	—	8,571	—	—	—	—	39,159
Germany - - - - -	—	—	—	—	5,297	—	—	—	—	16,187
Other Countries - - -	—	—	—	—	1,547	—	—	—	—	4,922
	—	—	—	—	58,065	—	—	—	—	113,908
†Tubes for Motor Tyres (III. P.):										
United Kingdom - - No.	—	—	—	—	14,830	—	—	—	—	9,765
France - - - - -	—	—	—	—	5,915	—	—	—	—	7,426
Germany - - - - -	—	—	—	—	4,944	—	—	—	—	4,927
Other Countries - - -	—	—	—	—	—	—	—	—	—	—
	—	—	—	—	25,689	—	—	—	—	22,116

* Separately recorded from April 1912.

† Separately recorded from October 1913.

Imports of Principal Articles, distinguishing Principal Countries—continued.

ARTICLES AND COUNTRIES.	QUANTITIES.					VALUE.				
	1909-10.	1910-11.	1911-12.	1912-13.	1913-14.	1909-10.	1910-11.	1911-12.	1912-13.	1913-14.
Rubber—cont.										
Other Manufactures (except Apparel and Boots and Shoes) (II. F.):						£	£	£	£	£
United Kingdom	—	—	—	—	—	63,559	73,214	92,522	107,614	148,085
France	—	—	—	—	—	153	58	1,343	4,198	6,979
Germany	—	—	—	—	—	9,639	16,027	14,857	11,744	54,096
Other Countries	—	—	—	—	—	3,201	4,608	8,964	7,575	7,401
	—	—	—	—	—	76,552	93,907	117,686	131,131	216,511
TOTAL, Rubber	—	—	—	—	—	76,552	93,907	117,687	131,244	352,661
Salt (I. J.):										
United Kingdom - Tons	142,043	170,568	197,895	151,865	136,721	138,757	166,572	193,369	146,162	136,321
Germany	57,440	58,399	68,588	53,088	53,644	53,459	61,289	74,582	63,950	62,098
Spain	120,998	68,497	77,941	73,924	90,922	111,267	63,001	73,991	69,275	83,025
Egypt	52,242	52,556	43,369	83,314	83,996	39,387	47,912	55,933	86,896	75,688
Italian East Africa (Eritrea and Somaliland)	11,015	24,570	24,427	33,996	49,240	9,364	22,295	22,165	30,849	44,681
Aden	60,784	59,784	74,230	140,759	116,088	54,989	57,744	73,326	133,721	111,698
Japan	0	0	5,600	0	0	0	0	5,445	0	0
Turkey, Asiatic: Red Sea	53,886	53,373	56,190	37,787	76,811	51,834	48,436	52,322	35,611	70,841
Persian Gulf	—	—	10,381	0	0	—	—	9,420	0	0
Other Countries	40	30	363	24	18	141	122	414	85	80
	498,448	480,777	563,984	574,757	606,940	459,198	467,371	560,967	566,549	584,432
Seeds:										
Oil Seeds:										
Essential (II. F.):										
France - Cwt.	101	38	0	2,130	8,913	116	278	0	2,552	12,722
Germany	5,214	6,131	4,989	8,166	5,445	6,198	6,224	4,546	2,758	4,915
Holland	3,915	7,061	5,686	8,942	2,399	4,627	6,899	5,028	3,141	2,092
Persia	2,470	1,533	4,545	2,611	2,022	3,705	2,130	5,314	2,672	1,911
Other Countries	1,129	1,393	628	1,181	970	3,073	2,455	1,737	4,350	1,851
	12,829	16,156	15,848	13,030	19,749	17,714	17,986	16,625	15,473	23,491
Non-Essential:										
Castor (II. F.) - Cwt.	180	238	88	199	78	74	122	40	98	37
Copra or Coconut Kernel (II. F.):										
Seychelles - Cwt.	5,217	0	0	0	0	5,213	0	0	0	0
Other Countries	1,692	776	435	178	327	1,651	899	475	177	411
	6,909	776	435	178	327	6,864	899	475	177	411
Cotton (II. F.) - Cwt.	656	2,034	240	319	504	138	398	74	61	84
Groundnuts (II. F.) - Cwt.	4,056	3,651	5,133	2,700	390	2,576	2,450	3,294	1,795	357
Linseed (II. F.):										
Persia - Cwt.	9,968	7,203	12,530	7,735	11,612	5,125	4,821	8,133	4,417	4,894
Other Countries	1,332	154	9	232	305	680	113	12	155	158
	11,300	7,357	12,539	7,967	11,917	5,805	4,934	8,145	4,572	5,047
Mustard (II. F.) - Cwt.	34	2	22	0	191	19	2	17	0	93
Poppy (II. F.) - Cwt.	1,973	2,343	4,044	973	2,586	1,070	1,353	2,339	615	1,474
Rape (II. F.) - Cwt.	2	1	26	17	49	2	0	12	8	16
Sesamum (Til or Jinjili) (II. F.) - Cwt.	9,895	2,017	4,938	7,177	11,323	5,765	1,292	3,186	4,588	6,981
Tea (II. F.) - Cwt.	377	566	493	234	141	3,180	4,795	4,501	2,520	1,267
Others (II. F.):										
United Kingdom - Cwt.	1,023	1,071	1,073	26	46	5,125	6,023	6,543	105	90
Other Countries	4,693	4,487	4,534	1,533	1,393	8,112	11,973	8,216	1,245	1,667
	5,716	5,558	5,607	1,559	1,439	13,237	17,996	14,759	1,350	1,757
TOTAL, Oil Seeds—other than Essential	41,098	24,543	33,570	21,323	28,945	38,730	34,241	36,842	15,784	17,524
†Other than Oil Seeds (II. F.):										
United Kingdom - Cwt.	—	—	—	1,053	2,167	—	—	—	6,453	8,629
Other Countries	—	—	—	1,631	1,144	—	—	—	4,131	3,787
	—	—	—	2,684	3,311	—	—	—	10,584	12,416
TOTAL, Seeds	53,927	40,699	49,418	37,037	52,005	56,444	52,227	53,467	41,841	53,481

* Figures prior to 1911-12 relate to the whole of Asiatic Turkey.

† Separately recorded from April 1912.

Imports of Principal Articles, distinguishing Principal Countries—continued.

ARTICLES AND COUNTRIES.	QUANTITIES.					VALUE.				
	1909-10.	1910-11.	1911-12.	1912-13.	1913-14.	1909-10.	1910-11.	1911-12.	1912-13.	1913-14.
Shells and Cowries:										
Cowries (II. J.) - Cwt.	19,811	20,688	12,919	20,135	14,433	£ 5,246	£ 5,544	£ 3,549	£ 5,705	£ 3,832
Shells:										
Shells (Chunks, Sankhli, Large Ornamental Shells, Cowras, Mother-of-Pearl Shells and Oyster-Shells) (II. J.):										
Aden - Cwt.	1,439	697	390	208	1,414	5,398	2,127	1,409	1,084	5,756
Muscat Territory and Trucial Oman - "	1,740	1,712	1,730	1,987	1,537	2,668	2,904	3,892	5,632	3,775
Ceylon - "	18,888	16,312	28,734	27,415	22,201	12,256	6,352	9,633	11,698	9,041
Other Countries - "	1,631	2,666	3,966	752	3,653	3,935	7,356	5,679	1,764	6,105
	23,698	21,387	34,870	30,362	28,855	24,257	18,739	20,613	20,178	24,677
Tortoise-shell (including Nakhla or Nakh) (II. J.) - Lb.	23,492	20,737	22,258	18,525	25,752	4,365	4,531	4,565	5,223	7,988
TOTAL Shells and Cowries						33,808	28,864	28,727	31,103	35,897
Ships, parts of (including Launches and Boats) (III. P.):										
United Kingdom - "	—	—	—	—	—	260,499	63,213	42,447	92,050	141,856
Other Countries - "	—	—	—	—	—	2,266	8,144	1,925	5,264	8,729
	—	—	—	—	—	262,765	66,357	44,372	97,314	150,585
*Smokers' Requisites (excluding Tobacco) (III. P.):										
United Kingdom - "	—	—	—	—	—	—	—	—	18,930	15,425
Germany - "	—	—	—	—	—	—	—	—	11,610	5,557
Japan - "	—	—	—	—	—	—	—	—	4,275	6,521
Other Countries - "	—	—	—	—	—	—	—	—	10,262	9,737
	—	—	—	—	—	—	—	—	45,077	37,240
Soap:										
*Household and Laundry Soap in Bars or Tablets (III. P.):										
United Kingdom - Cwt.	—	—	—	297,214	300,215	—	—	—	807,702	312,725
Other Countries - "	—	—	—	911	1,154	—	—	—	1,461	1,786
	—	—	—	298,125	301,369	—	—	—	809,163	314,511
*Toilet Soap (III. P.):										
United Kingdom - Cwt.	—	—	—	29,760	36,326	—	—	—	114,563	128,024
Austria-Hungary - "	—	—	—	3,313	3,798	—	—	—	13,530	14,760
United States - "	—	—	—	970	1,692	—	—	—	7,654	10,762
Other Countries - "	—	—	—	3,059	3,523	—	—	—	10,239	12,039
	—	—	—	37,102	45,339	—	—	—	145,986	166,194
*Other Sorts (III. P.):										
United Kingdom - Cwt.	—	—	—	13,817	14,162	—	—	—	18,034	16,212
Other Countries - "	—	—	—	1,573	1,990	—	—	—	2,955	3,483
	—	—	—	15,390	16,152	—	—	—	20,989	19,695
Total Soap:										
United Kingdom - Cwt.	246,988	265,434	313,737	340,791	350,708	283,240	320,847	332,561	440,209	456,961
Austria-Hungary - "	2,388	3,216	3,524	3,336	3,875	8,652	12,354	12,452	13,805	14,927
United States - "	1,060	1,205	1,031	1,062	1,801	6,953	8,184	6,429	8,257	11,390
Japan - "	481	1,623	1,893	1,056	997	1,767	6,150	6,364	3,220	3,331
Other Countries - "	4,194	3,761	4,476	4,322	5,484	8,543	10,696	10,607	10,557	18,791
	255,111	275,244	324,651	350,617	362,860	309,155	358,231	418,418	476,188	500,400
Specimens illustrative of Natural Science (IV.)						976	451	1,687	1,294	1,261
Spices:										
Betelnuts (I. F.):										
Ceylon - Lb.	14,746,273	14,621,865	11,712,785	10,679,504	11,595,100	134,151	149,739	117,126	156,985	177,800
Straits Settlements - "	106,561,199	124,186,602	116,398,268	118,083,336	114,686,787	450,121	564,377	576,839	628,393	638,100
Other Countries - "	820,469	1,283,833	752,587	273,430	1,182,354	2,525	4,697	2,814	1,280	3,196
	122,127,941	140,297,300	128,863,640	128,986,350	127,464,241	586,797	718,813	696,779	786,658	819,086

* Separately recorded from April 1912.

Imports of Principal Articles, distinguishing Principal Countries—continued.

ARTICLES AND COUNTRIES.	QUANTITIES.					VALUE.				
	1909-10.	1910-11.	1911-12.	1912-13.	1913-14.	1909-10.	1910-11.	1911-12.	1912-13.	1913-14.
Spices—cont.						£	£	£	£	£
Cardamoms (I. F.):										
Ceylon - - - Lb.	216,004	201,544	91,082	49,777	31,470	13,942	15,686	8,622	7,197	4,669
Other Countries - - "	13,425	69,382	93,026	84,718	31,330	466	1,913	2,225	2,391	712
"	229,429	270,926	184,108	134,495	62,800	14,408	17,599	10,847	9,588	5,381
Cassia (I. F.) - - Lb.	10,736	1,432	3,473	15,032	31,984	203	25	70	344	418
Chillies (I. F.) - - Lb.	60,112	33,724	5,840	14,460	17,253	650	284	48	114	139
Cinnamon (I. F.) - - Lb.	3,617	3,874	5,023	186	182	122	116	76	71	45
Cloves (I. F.):										
Germany - - - Lb.	938,390	820,197	1,373,053	2,042,250	177,751	4,080	4,201	7,851	7,382	732
Zanzibar and Pemba - - "	6,777,442	6,010,230	8,520,082	4,947,405	8,433,047	142,103	134,199	207,617	154,209	217,727
Aden - - - "	435,113	315,560	3,136	29,124	27,332	9,350	7,416	76	715	695
Straits Settlements - - "	154	1,560	1,175	203,308	9,552	3	35	27	5,509	210
Other Countries - - "	276,547	272,339	103,663	623,831	402,191	5,711	4,466	412	5,867	5,284
"	8,427,646	7,419,936	10,001,109	7,854,416	9,049,873	161,247	150,317	215,983	173,682	224,648
Ginger (I. F.):										
Hong-Kong - - - Lb.	17,968	444,718	84,213	42,254	25,859	70	6,696	1,087	619	340
Japan - - - "	1,198,586	1,385,335	1,330,814	2,016,776	2,467,025	16,181	23,506	21,333	28,480	23,819
Other Countries - - "	299,313	287,118	22,156	74,946	6,429	3,622	3,560	139	609	74
"	1,515,867	2,117,171	1,467,183	2,133,976	2,499,313	19,873	33,762	22,550	29,708	24,233
Nutmegs (I. F.):										
Straits Settlements - Lb.	831,339	1,000,473	931,076	1,092,729	1,203,118	16,083	20,415	18,158	20,901	20,922
Other Countries - - "	17,754	17,326	9,309	16,695	10,871	325	285	169	266	163
"	849,093	1,017,799	940,385	1,109,424	1,213,989	16,408	20,700	18,327	21,167	21,090
Pepper (I. F.):										
Straits Settlements - Lb.	3,434,236	5,335,264	2,909,170	2,439,220	2,067,462	43,610	71,975	42,751	42,154	33,571
Other Countries - - "	172,959	59,516	301,309	202,815	39,685	2,873	1,220	4,859	3,704	719
"	3,607,195	5,394,780	3,210,479	2,642,035	2,107,147	46,483	73,195	47,610	45,858	39,290
Other Sorts (I. F.):										
Straits Settlements - Lb.	182,145	160,658	156,696	169,093	173,439	11,665	11,721	15,628	18,806	18,589
Other Countries - - "	102,288	127,755	81,734	110,220	157,860	522	1,236	919	1,413	1,956
"	284,433	288,413	238,430	279,313	331,319	12,187	12,957	16,547	20,219	20,545
TOTAL Spices - - "	137,116,069	156,845,355	144,919,670	143,169,687	142,778,101	858,378	1,027,768	1,028,846	1,087,409	1,154,875
*Starch and Farina (III. P.):										
United Kingdom - Cwt.	—	—	—	17,486	20,670	—	—	—	14,313	16,014
Germany - - - "	—	—	—	57,077	52,469	—	—	—	44,862	34,911
Straits Settlements - - "	—	—	—	15,871	21,590	—	—	—	8,298	9,950
Other Countries - - "	—	—	—	6,538	7,238	—	—	—	4,385	4,731
"	—	—	—	96,972	101,967	—	—	—	71,858	65,606
Stationery (excluding Paper) (III. M.):										
United Kingdom - - -	—	—	—	—	—	232,541	252,685	264,043	300,683	331,553
Austria-Hungary - - -	—	—	—	—	—	26,091	27,341	30,535	33,598	37,663
Germany - - - - -	—	—	—	—	—	27,444	31,146	32,258	36,653	40,654
United States - - - -	—	—	—	—	—	10,028	11,646	10,887	16,478	19,378
Japan - - - - -	—	—	—	—	—	10,306	13,662	13,852	14,234	20,344
Other Countries - - - -	—	—	—	—	—	15,396	14,441	16,040	18,568	16,936
"	—	—	—	—	—	321,806	350,901	367,615	420,214	466,528
Sticks and Whips (III. P.):										
United Kingdom - - -	—	—	—	—	—	6,983	7,719	7,830	6,277	6,202
Other Countries - - -	—	—	—	—	—	2,810	3,185	3,136	3,852	1,568
"	—	—	—	—	—	9,793	10,904	10,966	10,129	7,770
Stone and Marble:										
Stone and Marble (III. P.)										
Italy - - - - - Cwt.	88,413	77,523	75,828	67,992	83,781	17,432	15,183	15,805	14,963	18,162
Other Countries - - - "	182,491	138,357	103,270	148,183	216,488	9,596	9,150	8,471	9,778	14,075
"	270,904	215,880	179,098	216,165	300,269	27,028	24,333	24,276	24,741	32,237
*Articles of Stone and Marble (III. P.) - Cwt.										
—	—	—	—	9,743	8,641	—	—	—	4,229	4,660
TOTAL Stone and Marble - - - }	270,904	215,880	179,098	225,908	308,910	27,028	24,333	24,276	28,970	36,897

* Separately recorded from April 1912.

Imports of Principal Articles, distinguishing Principal Countries—continued.

ARTICLES AND COUNTRIES.	QUANTITIES.					VALUE.				
	1909-10.	1910-11.	1911-12.	1912-13.	1913-14.	1909-10.	1910-11.	1911-12.	1912-13.	1913-14.
Sugar:										
Sugar, 16 Dutch Standard and above (I. G.):						£	£	£	£	£
United Kingdom - Cwt.	6,490	10,127	13,641	20,859	18,070	8,345	13,214	15,274	23,967	17,398
Austria-Hungary - "	777,509	712,965	235,955	1,051,602	1,490,029	556,593	481,735	159,771	707,155	917,906
Belgium - "	1,011	379	584	8,017	357	1,043	861	543	5,080	331
Germany - "	74,414	1,722	7,833	76,738	13,718	51,203	1,530	5,359	47,588	8,387
Mauritius - "	2,414,115	2,906,765	1,695,119	2,992,090	2,731,111	1,601,536	1,948,088	1,249,216	2,122,965	1,641,363
China, Hong-Kong - "	84,207	206,218	79,011	42,382	28,047	63,652	156,251	66,380	35,925	23,546
Treaty Ports - "	121	267	6,872	5,650	1,609	133	277	7,965	5,775	1,136
Japan - "	36	0	2,025	11,892	2,616	26	0	1,269	8,955	1,917
Java - "	7,510,561	8,357,457	7,955,324	9,065,429	11,562,723	4,874,372	5,491,321	5,897,687	5,982,015	6,792,720
Straits Settlements - "	20,150	11,318	11,501	70,037	57,569	14,592	8,494	9,591	50,986	33,530
Other Countries - "	667	1,400	2,793	2,753	6,156	594	1,204	2,619	2,272	4,822
	10,880,281	12,203,613	10,010,653	13,347,449	15,902,005	7,172,079	8,101,481	7,415,674	8,993,583	9,447,064
Sugar, 15 Dutch Standard and below (I. G.):										
Mauritius - Cwt.	21,634	17,217	14,496	22,397	60,252	9,282	9,266	5,534	10,206	26,144
Java - "	224,573	312,524	116,244	101,021	97,177	137,202	163,723	74,117	59,365	52,407
Other Countries - "	531	791	434	1,001	133	286	400	349	705	63
	246,803	330,532	131,174	124,419	157,562	146,770	193,394	80,000	70,276	78,614
Molasses (I. G.):										
Mauritius - Cwt.	316,244	322,075	99,742	93,483	56,547	54,821	54,743	17,029	15,048	8,820
Java - "	1,038,706	1,861,600	1,935,965	1,791,412	1,746,757	170,987	279,256	278,209	262,255	251,196
Other Countries - "	76	47	89	11,833	739	45	25	65	1,012	181
	1,415,026	2,183,722	2,035,796	1,896,733	1,804,043	225,853	334,024	295,303	268,915	260,197
Confectionery (I. G.):										
United Kingdom - Cwt.	57,207	57,934	62,740	72,772	72,188	130,733	142,110	157,134	107,435	168,251
Other Countries - "	1,151	1,233	1,268	1,233	1,208	5,931	6,296	7,345	8,374	7,299
	58,358	59,172	64,008	74,065	73,396	136,664	148,412	164,479	116,300	175,550
Saccharin (I. G.) - Lb.	24,126	37,687	22,460	44,516	43,045	4,071	6,611	4,107	10,089	9,326
TOTAL Sugar - Cwt.	12,609,693	14,782,376	12,241,837	15,449,063	17,937,390	7,688,437	8,783,922	7,959,563	9,519,172	9,971,251
Tallow and Stearine (including Grease and Animal Fat) (II. G.):										
United Kingdom - Cwt.	29,942	27,087	37,719	45,492	39,610	51,130	52,283	71,476	90,985	81,927
Belgium - "	6,179	6,680	13,183	6,584	15,096	12,798	14,134	22,099	13,736	34,083
Germany - "	902	2,155	8,436	960	1,110	1,380	2,836	9,058	2,053	2,324
Australia - "	3,006	2,914	4,864	4,878	7,518	5,211	5,376	9,034	8,934	14,613
Other Countries - "	1,274	3,733	3,825	6,191	4,142	1,001	5,554	5,727	11,229	6,489
	41,303	42,569	63,027	64,165	67,476	71,520	79,033	117,304	126,887	139,436
Tea:										
Black (I. H.):										
Ceylon - Lb.	1,459,862	1,237,382	1,826,284	1,884,094	1,457,041	39,996	32,579	54,337	60,542	45,134
China, Hong-Kong - "	68,048	270,860	231,097	198,856	249,005	2,404	7,077	6,852	6,168	7,927
Treaty Ports - "	287,516	759,293	798,718	536,611	387,249	11,096	22,377	20,528	14,359	13,500
Java - "	145,987	202,451	72,622	104,824	89,031	6,100	8,491	3,067	4,774	4,820
Straits Settlements - "	510,567	602,301	605,755	687,124	585,649	13,710	15,814	15,843	18,945	10,956
Other Countries - "	24,216	44,134	26,057	35,783	54,178	1,254	2,125	1,404	1,695	1,986
	2,495,196	3,116,401	3,580,533	3,442,292	2,822,153	74,560	88,463	102,031	106,483	90,228
Green (I. H.):										
China, Treaty Ports - Lb.	1,156,367	1,484,360	3,034,984	1,052,968	1,884,274	41,629	49,001	92,665	32,029	59,461
Other Countries - "	28,024	24,566	16,239	26,055	66,105	1,010	874	695	1,178	2,720
	1,184,391	1,508,926	3,051,223	1,079,013	1,950,379	42,639	49,875	93,360	33,207	62,181
TOTAL, Tea - "	3,679,587	4,625,327	6,631,816	4,521,310	4,772,532	117,199	138,338	195,391	139,690	152,409
Tea-Chests (entire or in sections):										
*Of Iron or Steel or other Metal (III. P.):										
United Kingdom - No.	—	—	—	50,379	220,799	38,299	44,307	10,732	4,670	2,083
Other Countries - "	—	—	—	200	3,110	1,423	2,482	0	13	54
	—	—	—	50,579	223,909	39,722	46,789	10,732	4,683	2,137
*Of Wood (III. P.):										
United Kingdom - No.	—	—	—	1,809,590	1,985,238	203,701	193,261	278,138	273,341	323,648
Germany - "	—	—	—	10,570	124,250	3,757	9,714	9,714	1,821	7,007
Japan - "	—	—	—	124,482	129,259	2,050	6,310	5,772	7,510	7,444
Other Countries - "	—	—	—	32,871	41,472	3,141	4,574	4,576	3,463	4,199
	—	—	—	1,977,513	2,280,219	212,649	205,389	298,200	286,135	342,298
TOTAL, Tea-Chests (entire or in sections) - "	—	—	—	—	—	252,371	252,178	306,932	290,818	349,435

* Quantity figures prior to 1912-13 are not available.

Imports of Principal Articles, distinguishing Principal Countries—continued.

ARTICLES AND COUNTRIES.	QUANTITIES.					VALUE.				
	1909-10.	1910-11.	1911-12.	1912-13.	1913-14.	1909-10.	1910-11.	1911-12.	1912-13.	1913-14.
Telegraphs, Materials for construction and Accessories (III. E.):						£	£	£	£	£
United Kingdom	—	—	—	—	—	8,011	2,163	147	8,906	6,766
Other Countries	—	—	—	—	—	7	0	2	213	95
	—	—	—	—	—	8,018	2,163	149	8,519	6,861
*Telephones, Materials for construction and Accessories (III. E.):										
United Kingdom	—	—	—	—	—	—	—	—	19,260	21,532
Other Countries	—	—	—	—	—	—	—	—	1,381	1,849
	—	—	—	—	—	—	—	—	20,641	23,381
Textiles:										
Cotton:										
Raw (II. H.):										
United Kingdom - Cwt.	54,484	15,558	323,676	235,813	39,466	128,239	49,273	973,507	670,980	134,134
Austria-Hungary - "	2,236	6,540	5,700	740	2	5,737	14,394	14,990	2,864	5
Belgium - "	1,338	214	2,294	11,589	0	2,254	247	6,003	27,859	0
Germany - "	8,612	117	22,156	25,109	5	7,543	45	56,129	62,267	12
Egypt - "	6,591	7,093	5,803	8,621	6,613	28,221	29,375	26,883	34,390	29,033
United States - "	243	2,460	103,385	249,769	420	693	8,669	266,820	646,768	1,354
Aden - "	1,870	2,205	3,744	2,533	2,177	4,240	4,858	7,766	6,675	5,053
Persia - "	19,105	5,325	5,510	3,950	4,709	38,702	12,160	12,793	7,603	9,285
Turkey, Asiatic: Levant and Black Sea†	725	119	7,628	6,289	0	1,232	269	19,133	17,095	0
Other Countries - "	3,790	5,660	2,899	3,658	2,685	7,019	8,719	7,133	6,671	2,943
	93,994	45,291	482,795	548,071	56,077	223,880	128,509	1,390,963	1,482,572	181,819
*Waste (II. H.) - Cwt.	—	—	—	3,680	2,356	—	—	—	4,887	3,129
Twist and Yarn:										
Mule and Water—Nos. 1 to 10 (III. O.) - Lb.	145,724	82,338	67,553	180,261	97,370	3,919	2,662	2,584	4,312	2,809
Mule and Water—Nos. 11 to 15 (III. O.):										
United Kingdom - Lb.	172,715	46,374	44,715	79,452	42,839	5,079	2,426	2,166	3,151	2,213
Other Countries - "	50,911	2,080	500	23,473	30	1,391	59	82	939	2
	223,626	48,454	45,215	107,925	42,869	6,470	2,485	2,198	4,090	2,215
Mule and Water—Nos. 16 to 20 (III. O.):										
United Kingdom - Lb.	255,290	43,423	66,475	772,285	496,088	9,963	2,377	3,476	31,318	18,740
Other Countries - "	126,826	31,352	12,984	44,064	74,918	3,700	956	492	1,562	2,345
	382,116	74,775	79,459	816,349	511,006	18,063	3,333	3,958	32,880	21,085
Mule and Water—Nos. 21 to 25 (III. O.):										
United Kingdom - Lb.	47,817	38,230	24,723	380,936	218,138	2,464	2,110	1,240	14,805	9,226
Other Countries - "	18,000	0	50	24,340	8,800	541	0	6	855	330
	65,817	38,230	24,773	405,276	226,938	3,005	2,110	1,246	15,660	9,556
Mule and Water—Nos. 26 to 30 (III. O.):										
United Kingdom - Lb.	2,984,531	1,355,236	2,861,922	2,583,266	2,763,936	117,825	67,453	133,516	112,811	129,918
Other Countries - "	81,949	8,711	45,864	7,882	80,740	3,744	294	1,974	427	4,039
	3,066,480	1,358,949	2,907,786	2,546,148	2,844,676	121,569	67,747	135,490	113,238	133,957
Mule and Water—Nos. 31 to 40 (III. O.):										
United Kingdom - Lb.	10,022,501	6,733,642	9,772,529	10,623,663	8,762,794	446,756	356,527	495,593	513,752	444,735
Other Countries - "	12,115	11,503	23,981	36,550	69,894	636	597	1,861	2,170	3,636
	10,034,616	6,745,145	9,796,510	10,665,213	8,832,678	447,392	357,124	496,954	515,922	448,371
Mule and Water—Nos. 41 to 50 (III. O.):										
United Kingdom - Lb.	2,074,656	2,042,966	2,349,843	2,585,040	3,061,833	108,548	126,656	139,211	148,319	182,275
Other Countries - "	1,715	22,690	6,000	0	928	133	1,512	397	0	60
	2,076,371	2,065,656	2,355,843	2,585,040	3,062,761	108,681	128,168	139,608	148,319	182,335

* Separately recorded from April 1912.

† Figures prior to 1911-12 relate to the whole of Asiatic Turkey.

Imports of Principal Articles, distinguishing Principal Countries—continued.

ARTICLES AND COUNTRIES.	QUANTITIES.					VALUE.				
	1909-10.	1910-11.	1911-12.	1912-13.	1913-14.	1909-10.	1910-11.	1911-12.	1912-13.	1913-14.
Textiles—cont.										
Cotton—cont.										
Twist and Yarn—cont.										
Mule and Water—above No. 50 (III. O.):										
						£	£	£	£	£
United Kingdom - Lb.	4,209,997	3,102,249	3,444,518	3,916,760	3,359,508	305,900	260,476	268,067	310,606	268,997
Japan - "	0	103,880	47,080	1,500	106,500	0	7,686	3,710	168	7,981
Other Countries - "	6,838	3,740	6,050	8,149	3,600	858	350	584	762	306
	4,216,835	3,209,869	3,497,598	3,926,409	3,469,608	306,758	268,512	272,361	311,531	277,374
Orange, Red, and Other Colours—Nos. 1 to 20 (III. O.):										
United Kingdom - Lb.	460,493	380,093	336,481	680,558	450,778	24,190	21,200	18,995	36,474	25,513
Austria-Hungary - "	152,950	96,700	155,485	204,860	82,010	8,424	5,650	8,789	10,885	4,280
Belgium - "	193,950	17,400	79,200	70,210	3,100	8,723	553	2,529	2,204	139
Other Countries - "	81,988	73,740	135,976	248,389	66,866	4,080	4,014	7,975	12,009	8,557
	889,381	567,933	707,092	1,204,017	602,754	45,417	31,417	37,588	61,572	38,498
Orange, Red, and Other Colours—Nos. 21 to 25 (III. O.):										
United Kingdom - Lb.	653,244	556,891	564,356	1,209,868	610,593	35,449	32,779	33,896	65,358	35,617
Austria-Hungary - "	19,380	2,020	15,000	106,086	9,320	1,068	114	809	5,248	428
Belgium - "	24,400	143,600	28,800	34,560	55	953	7,161	877	1,000	3
Other Countries - "	21,430	87,680	17,200	82,736	49,308	1,250	4,956	833	3,945	2,366
	718,454	790,191	625,356	1,433,270	689,276	38,720	45,010	38,614	75,500	38,612
Orange, Red, and Other Colours—Nos. 26 to 30 (III. O.):										
United Kingdom - Lb.	690,880	557,685	690,577	774,539	674,647	28,746	27,140	33,332	37,309	34,480
Other Countries - "	145,813	144,432	166,904	134,360	167,158	8,296	8,036	8,504	7,343	8,280
	836,693	702,117	857,481	908,899	841,805	37,042	35,176	41,836	44,742	42,760
Orange, Red, and Other Colours—Nos. 31 to 40 (III. O.):										
United Kingdom - Lb.	9,758,751	9,096,026	11,713,790	12,772,494	10,494,719	516,296	589,353	679,406	724,891	626,083
Austria-Hungary - "	90,152	14,250	60,450	80,380	546,083	4,966	889	3,808	4,668	20,090
Belgium - "	166,260	24,048	127,391	327,282	154,750	8,779	1,060	7,844	17,829	8,081
Germany - "	123,397	82,360	162,795	221,042	283,691	7,722	5,525	10,917	18,518	14,848
Holland - "	970,235	717,231	1,212,316	1,895,776	1,469,088	49,663	41,659	67,705	100,655	81,505
Italy - "	170,501	260,869	506,833	948,448	984,842	7,966	14,281	28,034	50,940	52,908
Switzerland - "	976,760	658,640	962,456	953,670	949,462	53,375	39,810	57,074	54,324	58,888
Other Countries - "	6,605	14,012	13,807	75,807	12,016	297	634	785	3,840	600
	12,262,661	10,867,436	14,759,838	17,274,829	14,824,631	649,064	643,811	855,633	970,064	878,954
Orange, Red, and Other Colours—Nos. 41 to 50 (III. O.):										
United Kingdom - Lb.	421,023	531,789	511,725	987,765	450,013	27,416	38,709	38,768	72,223	33,073
Other Countries - "	16,790	457	14,588	11,115	540	1,390	49	974	941	41
	437,813	532,246	526,313	998,880	450,553	28,806	38,758	39,737	78,164	38,114
Orange, Red, and Other Colours—Above No. 50 (III. O.):										
United Kingdom - Lb.	885,225	769,650	658,799	1,166,944	766,452	89,481	83,329	67,442	122,698	83,020
Switzerland - "	0	4,940	5,440	13,900	53,350	0	464	474	1,258	5,354
Other Countries - "	9,585	44,439	87,104	77,288	56,445	819	4,048	7,020	6,593	5,237
	894,810	819,029	751,343	1,258,132	876,247	90,300	87,871	75,545	130,540	93,620
Unspecified Descriptions (III. O.):										
United Kingdom - Lb.	3,966,672	4,332,722	4,293,266	5,157,362	5,724,284	306,822	352,907	337,207	413,526	483,518
Switzerland - "	39,791	57,406	88,528	125,302	126,980	2,877	4,648	7,057	9,594	9,461
Japan - "	40	185,637	509,845	380,793	878,340	4	17,265	45,933	34,454	83,496
Other Countries - "	42,560	25,524	65,111	60,605	83,916	3,136	2,500	6,238	5,200	6,410
	4,049,063	4,601,289	4,956,750	5,724,062	6,818,500	312,839	377,320	396,435	462,774	582,804
TOTAL Cotton, Twist and Yarn	40,300,460	32,503,657	41,958,910	50,035,210	44,171,167	2,213,045	2,091,504	2,527,137	2,964,977	2,776,163
Manufactures:										
*Blankets (III. O.):										
United Kingdom - Lb.	—	—	—	234,915	231,175	—	—	—	9,778	10,755
Belgium - "	—	—	—	3,870,809	4,923,121	—	—	—	107,149	181,332
Germany - "	—	—	—	7,823,039	11,863,403	—	—	—	288,546	421,857
Gibraltar - "	—	—	—	632,432	0	—	—	—	22,093	0
Holland - "	—	—	—	3,179,118	3,280,877	—	—	—	111,448	119,060
Other Countries - "	—	—	—	180,773	885,300	—	—	—	4,807	14,627
	—	—	—	15,871,084	20,783,376	—	—	—	543,814	748,151

* Separately recorded from April 1912.

Imports of Principal Articles, distinguishing Principal Countries—continued.

ARTICLES AND COUNTRIES.	QUANTITIES.					VALUE.				
	1909-10.	1910-11.	1911-12.	1912-13.	1913-14.	1909-10.	1910-11.	1911-12.	1912-13.	1913-14.
Textiles—cont.										
Cotton—cont.										
Manufactures—cont.										
Canvas (III. O.):						£	£	£	£	£
United Kingdom - Yds.	138,927	156,848	248,567	249,955	222,437	6,298	8,364	12,867	13,391	12,142
Other Countries - "	149,511	189,847	139,401	151,620	100,407	1,851	2,496	1,722	1,955	1,513
"	288,438	296,695	387,968	401,575	322,844	8,149	10,860	14,589	15,346	13,655
Handkerchiefs and Shawls in the Piece (III. O.):										
United Kingdom - No.	15,172,104	17,362,459	18,100,036	24,961,692	24,660,227	175,187	215,046	235,901	283,811	440,358
Austria-Hungary - "	264,046	108,752	187,250	317,011	401,819	5,462	6,089	9,767	14,095	21,475
Belgium - "	42,340	18,395	64,178	146,471	215,256	2,285	1,418	4,659	9,181	17,490
Germany - "	276,782	192,174	377,961	650,051	835,507	20,979	17,347	31,891	43,770	69,063
Holland - "	79,901	53,251	90,488	76,934	108,317	4,210	3,910	5,614	4,234	8,526
Italy - "	55,495	92,564	136,170	125,428	286,004	4,941	8,033	9,350	6,507	16,249
Switzerland - "	547,020	585,444	957,053	695,620	1,292,838	2,781	2,942	4,838	4,581	9,181
Japan - "	6,145	2,400	1,228	160,977	284,582	223	85	38	6,138	10,341
Other Countries - "	8,729	37,265	25,898	2,201	3,595	177	552	628	56	119
"	16,452,562	18,450,704	19,940,312	27,136,385	38,088,145	216,245	256,017	302,686	372,373	592,802
Hosiery (III. O.):										
United Kingdom - "	—	—	—	—	—	30,679	31,183	41,970	40,373	47,314
Austria-Hungary - "	—	—	—	—	—	13,145	15,491	22,637	15,213	21,935
Germany - "	—	—	—	—	—	93,976	71,012	94,521	121,870	150,762
Holland - "	—	—	—	—	—	8,276	6,587	7,585	7,022	4,311
Italy - "	—	—	—	—	—	11,090	11,787	3,833	6,939	12,099
Japan - "	—	—	—	—	—	304,206	461,389	438,035	414,951	555,865
Other Countries - "	—	—	—	—	—	4,781	4,403	8,572	5,637	6,108
"	—	—	—	—	—	466,153	601,802	617,153	611,805	798,394
Lace and Patent Net (III. O.):										
United Kingdom - Yds.	1,623,816	1,910,518	1,607,855	1,846,562	1,610,577	34,299	37,961	32,981	31,713	30,842
Germany - "	54,657	77,242	69,228	209,520	150,002	2,816	3,337	2,909	8,139	6,564
Switzerland - "	54,428	139,408	90,051	99,370	90,190	2,655	6,128	3,644	4,118	3,423
Other Countries - "	14,480	22,796	16,745	18,957	45,397	907	1,011	624	714	1,231
"	1,747,381	2,149,962	1,783,879	2,174,409	1,896,766	40,677	48,437	40,158	44,684	42,060
Piece Goods:										
Grey (unbleached):										
Chadars (III. O.):										
United Kingdom - Yds.	3,336,823	4,116,891	2,421,694	3,812,436	2,799,974	42,242	61,063	35,335	61,186	41,854
Other Countries - "	3,263	135	0	0	176	38	2	0	0	4
"	3,340,086	4,117,026	2,421,694	3,812,436	2,800,150	42,280	61,065	35,335	61,186	41,858
Dhutis, Saris and Scarves (III. O.):										
United Kingdom - Yds.	604,190,831	522,855,598	575,329,629	724,027,137	806,065,380	5,756,811	5,431,715	6,204,199	8,098,902	8,976,942
Other Countries - "	120,540	207,107	55,846	61,393	1,157	1,639	2,898	960	1,108	18
"	604,311,371	523,062,700	575,385,475	724,088,530	806,066,537	5,758,450	5,434,613	6,205,159	8,100,005	8,976,960
Drills and Jeans (III. O.):										
United Kingdom - Yds.	9,661,239	8,698,887	10,127,101	12,224,807	9,609,974	101,044	102,846	126,840	151,850	104,294
Germany - "	0	0	0	315,000	0	0	0	0	5,215	0
Holland - "	54,000	95,800	378,200	0	60,360	648	1,573	6,113	0	725
United States - "	9,155,975	8,403,600	8,738,006	15,447,838	9,754,301	140,153	140,142	148,838	262,529	167,621
Japan - "	0	120	109,670	754,400	1,750,630	0	2	1,540	11,165	28,194
Other Countries - "	225,848	58,188	6,009	24,972	112,445	3,551	1,013	100	402	1,828
"	19,097,062	17,256,095	19,358,986	28,766,817	21,287,710	245,396	245,576	283,431	431,161	302,662
Jaconets, including Madapolams, Mulls, and Cambrics (III. O.):										
United Kingdom - Yds.	115,364,367	117,221,940	116,836,959	141,988,863	150,347,267	1,025,295	1,004,914	1,150,545	1,407,373	1,618,011
Other Countries - "	114,443	8,252	22,720	10,728	16,729	1,159	141	306	195	277
"	115,478,810	117,230,192	116,859,679	141,999,591	150,363,996	1,026,454	1,005,055	1,150,851	1,407,568	1,618,288
Longcloth and Shirtings (III. O.):										
United Kingdom - Yds.	482,098,922	461,923,585	492,728,993	618,999,612	539,838,962	4,495,432	4,872,073	5,290,027	6,560,303	5,867,558
Holland - "	1,287,154	1,502,222	871,382	93,522	145,135	11,191	13,789	8,633	1,665	1,349
Japan - "	0	18,750	231,009	2,961,915	5,314,071	0	248	2,849	33,990	64,818
Other Countries - "	153,760	70,495	60,853	78,677	69,681	1,833	924	909	917	1,140
"	483,539,836	463,515,052	493,892,237	622,133,726	545,387,849	4,508,456	4,887,044	5,302,468	6,598,875	5,934,865

Imports of Principal Articles, distinguishing Principal Countries—continued.

ARTICLES AND COUNTRIES.	QUANTITIES.					VALUE.				
	1909-10.	1910-11.	1911-12.	1912-13.	1913-14.	1909-10.	1910-11.	1911-12.	1912-13.	1913-14.
<i>Textiles—cont.</i>										
<i>Cotton Manufactures—cont.</i>										
<i>Piece Goods—cont.</i>										
<i>Grey (unbleached)—cont.</i>						£	£	£	£	£
Printers (III. O.) - Yds.	218,705	78,440	210,307	433,281	60,000	1,525	465	1,889	3,444	533
Sheetings (III. O.):										
United Kingdom - Yds.	87,656	46,936	3,958,808	517,609	74,892	1,062	877	47,304	7,054	1,250
United States - " "	525,000	43	500	2,458	0	6,376	8	7	31	0
Japan - " "	1,800	0	80,000	1,103,600	16,175	20	0	965	14,679	267
Other Countries - " "	35,231	37,092	71,570	116,197	60,174	470	516	1,065	1,752	918
"	649,637	84,071	4,110,878	1,739,952	151,241	8,528	1,396	49,431	23,516	2,435
T-cloth and Domestics (III. O.):										
United Kingdom - Yds.	8,520,246	3,036,617	4,599,409	9,992,498	6,349,525	62,939	29,862	40,808	84,440	54,210
Other Countries - " "	33,570	3,948	27,840	275,939	27,420	504	25	303	2,674	382
"	8,553,816	3,690,563	4,627,249	10,268,437	6,376,945	63,533	29,887	41,171	87,114	54,592
Unspecified Descriptions (III. O.):										
United Kingdom - Yds.	1,159,419	362,695	975,047	1,156,794	882,230	16,715	9,362	17,872	18,137	19,370
China, Hong-Kong - " "	174,613	411,520	793,360	633,788	781,309	2,582	6,256	12,611	11,449	14,376
Other Countries - " "	307,660	272,749	216,627	96,193	31,305	4,657	3,987	3,177	1,631	686
"	1,641,692	1,046,964	1,985,034	1,886,775	1,694,844	23,954	19,605	33,660	31,217	34,332
TOTAL, Grey (unbleached) - }	1,236,431,065	1,130,981,093	1,218,851,330	1,535,129,545	1,534,189,872	11,678,576	11,794,706	13,103,305	16,743,086	16,066,515
White (bleached):										
Chadars (III. O.):										
United Kingdom - Yds.	454,334	1,193,849	1,243,714	1,846,541	2,672,813	5,044	13,980	14,391	22,063	32,361
Other Countries - " "	6	12	0	0	0	0	0	0	0	0
"	454,390	1,198,861	1,243,714	1,846,541	2,672,813	5,044	13,980	14,391	22,063	32,361
Checks, Spots and Stripes (III. O.):										
United Kingdom - Yds.	9,476,187	12,510,437	11,641,249	12,928,030	15,554,065	103,384	154,140	148,838	102,310	217,035
Switzerland - " "	8,422	103,347	89,263	154,219	533,029	215	2,394	1,774	2,965	10,881
Other Countries - " "	7,025	29,372	10,652	5,120	9,215	160	386	195	83	194
"	9,491,634	12,643,176	11,741,164	13,087,369	16,101,309	103,759	156,920	150,807	105,358	228,110
Dhatis, Saris and Scarves (III. O.):										
United Kingdom - Yds.	57,162,442	55,259,042	62,626,336	73,381,159	104,323,880	587,184	648,778	727,689	918,895	1,248,521
Other Countries - " "	26,064	57,267	22,597	10,463	18,673	802	1,377	708	284	603
"	57,188,503	55,316,309	62,648,933	73,391,622	104,342,553	587,986	650,155	728,397	919,179	1,249,124
Drills and Jeans (III. O.):										
United Kingdom - Yds.	3,594,047	4,784,785	7,378,699	7,082,718	5,712,073	61,406	97,986	145,545	130,752	119,287
Other Countries - " "	62,857	121,792	128,043	118,118	39,652	1,024	1,967	2,309	2,041	617
"	3,656,904	4,906,577	7,506,742	7,200,836	5,751,725	62,430	99,953	147,854	132,793	119,904
Jaconets, Madapollams, Mulls, Cambrics and Muslins (III. O.):										
United Kingdom - Yds.	139,502,807	188,299,862	171,728,483	224,440,340	305,744,888	1,492,832	2,110,524	2,068,709	2,750,530	3,766,219
Holland - " "	1,122,583	984,778	1,104,552	911,231	1,321,760	14,415	14,206	17,716	13,555	21,982
Switzerland - " "	829,185	1,063,802	358,835	383,329	494,452	14,708	18,436	7,870	9,411	10,852
Straits Settlements - " "	390,354	257,037	539,537	426,591	244,913	6,421	4,764	10,199	7,997	4,517
Other Countries - " "	131,379	134,752	229,129	81,261	54,845	2,108	2,500	4,271	1,632	1,133
"	141,976,238	190,740,031	173,958,536	226,242,752	307,850,858	1,530,482	2,150,520	2,108,774	2,792,125	3,804,703
Longcloth and Shirtings (III. O.):										
United Kingdom - Yds.	88,702,285	94,754,258	149,779,809	171,809,997	108,538,322	1,076,222	1,174,619	1,392,050	2,201,062	1,474,793
Holland - " "	5,512,079	5,300,523	6,071,672	8,010,903	6,568,942	89,055	97,183	103,501	131,409	116,296
Other Countries - " "	89,818	57,275	109,449	72,936	156,359	1,389	934	1,754	1,159	2,391
"	94,304,182	100,112,056	155,960,930	179,893,836	115,258,623	1,166,666	1,272,736	1,907,305	2,333,630	1,593,480
Nainsooks (III. O.):										
United Kingdom - Yds.	165,208,549	196,047,254	189,803,660	233,632,649	202,797,901	1,391,148	1,637,426	1,764,290	2,158,100	1,815,712
Switzerland - " "	1,018,165	1,896,877	1,902,439	2,009,821	1,740,948	27,709	54,488	56,381	61,295	51,112
Other Countries - " "	105,234	320,621	140,356	227,295	218,343	2,467	8,670	3,464	6,302	4,147
"	166,326,948	198,264,752	191,846,454	235,869,765	204,757,192	1,421,324	1,700,584	1,824,165	2,225,797	1,870,971

Imports of Principal Articles, distinguishing Principal Countries—continued.

ARTICLES AND COUNTRIES.	QUANTITIES.					VALUE.				
	1909-10.	1910-11.	1911-12.	1912-13.	1913-14.	1909-10.	1910-11.	1911-12.	1912-13.	1913-14.
Textiles—cont.										
Cotton Manufactures—cont.										
Piece Goods—cont.										
White (bleached)—cont.						£	£	£	£	£
Sheetings (III. O.):										
United Kingdom - Yds.	156,768	284,820	198,889	183,553	196,796	5,887	6,913	8,507	6,695	7,870
Other Countries - " "	568	7,120	6,259	21,585	11,015	34	280	291	587	397
" "	157,336	291,940	205,148	205,138	207,811	5,921	7,203	8,798	7,282	8,267
T-cloth and Domestic (III. O.) - Yds.	11,705	19,759	11,982	13,906	11,312	138	212	182	170	131
Twills (III. O.):										
United Kingdom - Yds.	2,073,452	3,196,105	3,546,891	5,600,147	8,222,024	27,274	44,384	52,681	79,122	117,646
Other Countries - " "	5,669	5,201	6,947	4,074	46,069	92	80	119	103	600
" "	2,079,121	3,201,306	3,553,838	5,604,221	8,268,093	27,366	44,464	52,800	79,225	118,246
Unspecified Descriptions (III. O.):										
United Kingdom - Yds.	16,940,042	19,199,613	20,437,755	24,820,147	27,627,797	201,440	254,862	274,321	321,802	387,116
Other Countries - " "	454,819	644,894	493,207	582,011	494,978	9,095	12,366	12,204	12,065	10,791
" "	17,394,861	19,844,507	20,930,962	25,402,158	28,122,775	210,535	267,228	284,525	333,867	397,907
TOTAL, White (bleached) } " "	493,041,855	586,519,224	629,608,403	763,758,144	793,345,064	5,121,651	6,363,955	7,317,998	9,017,489	9,523,204
Coloured, Printed, or Dyed:										
Cambrics, including Madapolams, Muslins, Mulls, and Jaconets (III. O.):										
United Kingdom - Yds.	81,901,537	112,281,181	101,026,498	101,079,266	113,168,927	670,589	967,959	907,596	945,136	1,091,008
France - " "	69,917	103,276	126,883	176,206	82,140	1,410	1,854	4,012	6,001	1,878
Switzerland - " "	129,529	243,758	234,975	209,220	227,756	5,886	9,533	10,872	10,194	10,152
Other Countries - " "	124,427	135,063	94,560	139,782	107,373	3,582	4,425	2,945	5,361	3,410
" "	82,225,410	112,763,288	101,482,916	101,604,474	113,586,196	681,467	983,771	925,425	966,692	1,106,448
Chadars (III. O.) - Yds.	137,742	95,346	292,296	146,873	289,261	2,626	1,625	5,705	2,901	4,476
*Checks, Spots, and Stripes (III. O.):										
United Kingdom - Yds.	—	—	—	10,437,683	17,554,687	—	—	—	150,925	254,579
Belgium - " "	—	—	—	63,634	117,642	—	—	—	2,398	5,002
Italy - " "	—	—	—	100,780	1,360,352	—	—	—	2,810	19,850
Japan - " "	—	—	—	139,957	568,776	—	—	—	1,727	7,051
Other Countries - " "	—	—	—	106,767	120,647	—	—	—	3,722	3,254
" "	—	—	—	10,848,851	19,722,104	—	—	—	161,582	289,746
Dhatis (including Lungis) (III. O.):										
United Kingdom - Yds.	11,654,870	11,070,055	14,329,112	22,220,913	25,007,878	174,871	179,024	245,230	378,944	441,497
Belgium - " "	57,392	70,392	287,975	36,660	35,646	1,520	1,642	5,746	951	671
France - " "	0	33,006	355,268	2,640	133,114	0	596	7,078	61	2,291
Holland - " "	13,509,420	13,157,024	12,229,770	14,204,039	13,622,854	250,741	260,049	238,550	284,964	283,176
Switzerland - " "	1,729,127	1,117,208	403,300	680,966	1,248,026	29,635	21,151	8,744	12,642	22,015
Java - " "	200,756	61,033	28,444	113,728	49,645	6,070	1,930	828	3,119	1,435
Straits Settlements - " "	1,034,109	1,182,531	1,415,411	910,004	529,248	25,903	38,741	44,628	29,532	18,364
Other Countries - " "	93,866	210,548	595,573	201,327	289,002	2,148	4,323	12,637	4,432	5,784
" "	28,279,540	26,901,797	29,644,853	38,370,337	40,915,413	490,888	507,056	563,491	714,645	775,233
Drills and Jeans (III. O.):										
United Kingdom - Yds.	13,528,757	14,162,494	18,744,216	19,068,240	27,097,339	214,890	238,821	301,761	310,295	416,581
Holland - " "	338,874	359,036	761,640	836,676	718,729	4,170	5,127	9,917	10,842	9,410
Italy - " "	665,012	2,274,140	1,006,456	2,470,098	1,921,831	12,816	45,860	20,001	49,663	36,541
Other Countries - " "	55,804	99,586	351,087	147,531	260,202	1,019	2,000	6,187	2,793	4,155
" "	14,588,507	16,895,256	20,863,399	22,522,545	29,998,101	232,895	291,608	337,866	378,593	466,687
Prints and Chints (III. O.):										
United Kingdom - Yds.	121,212,952	150,941,524	134,715,867	177,655,185	207,348,269	1,321,055	1,765,739	1,606,266	2,099,720	2,422,724
Holland - " "	0	131	2,218	278,620	427,922	0	1	30	4,759	7,746
Italy - " "	23,395	152,047	98,376	187,661	1,251,684	330	2,084	1,713	3,150	13,103
Switzerland - " "	316,598	328,723	293,797	259,836	372,487	4,136	4,357	4,581	3,842	5,426
Other Countries - " "	105,344	145,652	203,569	475,046	308,288	1,769	2,577	8,521	7,961	5,190
" "	121,658,289	151,568,077	135,313,827	178,856,148	209,708,650	1,327,290	1,774,738	1,616,111	2,118,432	2,459,189
Sarls and Scarves (III. O.):										
United Kingdom - Yds.	42,738,741	55,590,383	65,074,809	74,096,330	73,439,028	631,847	868,167	1,040,273	1,148,004	1,194,401
Austria-Hungary - " "	614,889	597,416	572,398	607,508	543,748	23,116	28,958	24,550	27,749	24,656
Germany - " "	105,100	111,982	83,352	88,143	115,512	3,946	5,191	3,873	3,834	5,091
Other Countries - " "	29,269	59,989	58,113	121,033	152,033	558	1,364	1,714	3,472	3,503
" "	43,437,999	56,359,770	65,788,672	74,913,122	74,250,321	664,467	903,675	1,070,410	1,183,059	1,227,651

* Separately recorded from April 1912.

Imports of Principal Articles, distinguishing Principal Countries—continued.

ARTICLES AND COUNTRIES.	QUANTITIES.					VALUE.				
	1909-10.	1910-11.	1911-12.	1912-13.	1913-14.	1909-10.	1910-11.	1911-12.	1912-13.	1913-14.
Textiles—cont.										
Cotton Manufactures—cont.										
Piece Goods—cont.										
Coloured, Printed, or Dyed—cont.										
Shirtings (III. O.):										
United Kingdom - Yds.	75,478,497	105,159,423	86,383,799	107,983,916	151,891,851	£ 753,816	£ 1,097,934	£ 955,997	£ 1,181,994	£ 1,726,781
Italy - "	1,252	34,089	0	14,372	437,635	25	836	0	880	7,953
Other Countries - "	125,999	197,985	157,390	192,026	244,909	1,852	2,688	2,547	2,886	4,093
"	75,605,748	105,391,497	86,541,189	108,190,314	152,574,395	755,693	1,101,448	958,544	1,185,260	1,738,826
Twills (III. O.):										
United Kingdom - Yds.	20,635,349	24,431,121	26,933,688	28,824,564	29,021,638	236,126	311,476	333,801	343,792	391,300
Italy - "	151,722	195,024	168,740	590,524	2,163,828	3,827	4,139	4,462	13,256	40,773
Other Countries - "	282,298	140,105	127,131	279,779	188,430	3,064	2,152	1,760	3,292	2,334
"	21,069,369	24,766,250	27,229,559	29,694,867	31,378,896	243,017	317,707	340,023	360,340	434,416
Unspecified Descriptions (III. O.):										
United Kingdom - Yds.	65,761,894	83,685,901	106,575,816	96,201,051	125,591,420	1,062,598	1,503,840	1,804,800	1,670,707	2,280,740
Austria-Hungary - "	504,806	817,537	1,002,026	1,139,348	1,658,178	22,398	33,755	40,780	43,200	67,403
Belgium - "	1,620,292	2,346,190	3,474,450	5,068,094	7,132,360	53,364	79,957	135,441	188,852	274,534
France - "	129,006	266,047	223,268	254,078	360,364	4,507	10,120	9,248	9,898	14,039
Germany - "	2,608,925	3,370,889	2,983,687	3,597,869	5,866,750	40,462	123,053	110,911	137,809	231,343
Holland - "	768,193	450,404	1,149,235	1,213,811	1,146,611	18,413	12,392	33,130	34,386	31,032
Italy - "	2,736,540	4,594,795	5,309,440	8,076,156	15,319,222	81,296	152,345	168,706	243,007	441,449
Switzerland - "	999,307	772,756	951,121	827,626	959,798	47,507	36,365	40,520	38,211	39,784
Japan - "	46,935	60,843	94,429	294,839	897,216	786	1,027	1,435	4,333	13,447
Straits Settlements - "	383,574	352,365	421,799	312,350	325,771	6,891	6,508	8,118	6,011	6,487
Other Countries - "	212,821	59,784	90,974	78,975	93,919	3,245	1,347	1,563	1,504	2,115
"	75,772,793	96,777,511	122,276,245	117,064,197	159,351,609	1,301,469	1,960,718	2,353,758	2,387,148	3,405,011
TOTAL, Coloured, Printed or Dyed	462,825,397	591,518,787	589,432,956	682,211,728	831,769,946	5,789,812	7,842,406	8,171,333	9,448,652	11,907,683
*Fents of all Descriptions (III. O.):										
United Kingdom - Yds.	—	—	—	35,891,784	36,479,907	—	—	—	322,044	340,940
United States - "	—	—	—	273,944	549,854	—	—	—	1,722	5,278
Other Countries - "	—	—	—	764,382	794,669	—	—	—	4,645	5,560
"	—	—	—	36,430,040	37,824,430	—	—	—	328,411	360,778
TOTAL, Piece Goods	2,192,693,317	2,508,119,094	2,437,892,898	3,022,529,437	3,197,123,712	22,590,039	26,001,067	23,592,726	35,636,038	38,758,180
Rope (III. O.):										
United Kingdom - Lb.	461,297	429,185	445,415	653,331	747,453	21,247	21,333	22,709	30,185	37,002
Other Countries - "	2,696	1,177	510	3,876	13,912	343	137	20	153	859
"	463,993	430,362	445,925	657,207	761,365	21,590	21,470	22,738	30,338	38,461
Thread, Sewing (III. O.):										
United Kingdom - Lb.	1,057,164	1,186,260	1,283,538	1,393,977	1,387,472	171,762	203,077	204,784	220,334	226,885
Austria-Hungary - "	139,393	124,060	199,013	215,994	177,521	13,424	13,475	19,243	22,371	19,396
Belgium - "	61,626	96,541	139,054	108,067	73,006	5,350	9,702	13,364	10,577	7,194
Germany - "	85,943	36,941	66,061	42,296	32,515	7,391	3,281	6,057	3,953	3,791
Other Countries - "	7,373	8,218	26,988	11,334	34,147	706	834	2,812	1,194	2,711
"	1,345,499	1,452,020	1,714,654	1,771,668	1,704,661	193,633	230,969	246,260	267,429	259,977
*Towels in the Piece (III. O.) - Yds.										
—	—	—	34,704	61,897	—	—	—	—	957	2,907
Other Cotton Manufactures (III. O.):										
United Kingdom - Lb.	4,176,301	6,069,311	6,560,458	1,453,699	1,443,925	209,771	311,509	323,668	98,575	104,117
Austria-Hungary - "	432,124	624,006	212,564	202,230	118,135	21,434	25,144	17,351	18,152	10,623
Belgium - "	1,813,436	1,962,306	2,269,724	96,191	47,184	53,382	61,125	60,925	6,687	3,641
Germany - "	3,269,765	3,486,491	4,834,373	381,616	436,088	106,065	122,454	173,562	22,227	23,751
Holland - "	2,999,331	2,999,505	2,541,147	24,464	12,757	92,634	99,164	89,230	1,120	435
Japan - "	50,856	110,491	102,754	100,736	466,173	3,717	7,921	6,005	9,876	22,242
Other Countries - "	48,857	62,307	57,143	41,263	66,644	3,455	3,027	3,680	2,711	3,351
"	12,795,670	15,314,417	16,578,163	2,260,199	2,590,906	492,458	631,244	683,421	159,357	168,760
TOTAL, Cotton Manufactures (including Twist and Yarn)	—	—	—	—	—	26,246,989	29,893,370	33,046,968	40,547,718	44,199,510
TOTAL, Cotton, Raw and Manufactures	—	—	—	—	—	26,470,369	30,021,879	34,437,831	42,035,177	44,384,458
Flax:										
Raw (II. H.) - Lb.	0	0	148	11,200	23,925	0	0	522	346	1,044
Twist and Yarn (III. O.) Lb.	46,358	42,477	26,984	46,460	63,691	1,024	1,215	678	1,381	1,963

* Separately recorded from April 1912.

Imports of Principal Articles, distinguishing Principal Countries—continued.

ARTICLES AND COUNTRIES.	QUANTITIES.					VALUE.				
	1909-10.	1910-11.	1911-12.	1912-13.	1913-14.	1909-10.	1910-11.	1911-12.	1912-13.	1913-14.
Textiles—cont.										
Flax—cont.										
Manufactures :						£	£	£	£	£
Bags and Sacks (III. O.):										
United Kingdom - - No.	78,812	72,167	50,678	90,877	71,840	11,970	11,290	6,601	11,584	10,939
Other Countries - - "	430	86	10,809	39,555	57,461	61	2	922	5,021	3,970
"	79,242	72,203	61,487	130,432	129,301	12,031	11,293	7,523	16,605	14,909
Canvas (III. O.):										
United Kingdom - Yds.	1,811,996	2,882,940	2,698,999	3,055,569	3,692,833	61,590	87,416	99,908	120,454	153,650
Other Countries - - "	17,340	5,215	2,327	3,215	6,905	547	250	125	165	384
"	1,829,336	2,888,155	2,701,326	3,058,784	3,699,738	62,137	87,666	100,033	120,619	154,074
Piece Goods (III. O.):										
United Kingdom - Yds.	1,790,416	2,057,815	2,181,717	2,320,854	2,674,461	37,822	47,108	50,518	53,902	64,143
Other Countries - - "	102,259	96,253	130,609	129,690	269,953	3,621	3,579	4,457	3,911	9,341
"	1,892,675	2,154,068	2,312,326	2,450,544	2,944,414	41,443	50,687	54,975	57,813	73,484
Thread, Sewing (III. O.):										
United Kingdom - Lb.	188,072	157,781	157,398	147,440	103,791	10,196	9,716	10,330	10,434	8,392
Other Countries - - "	44,597	36,041	33,093	42,468	51,204	2,543	2,070	1,910	2,596	2,810
"	232,669	193,822	190,491	189,908	154,995	12,739	11,786	12,240	13,030	11,202
Other Sorts (III. O.):										
United Kingdom - Lb.	210,904	182,625	214,993	217,382	380,838	10,694	11,026	14,357	15,766	24,904
Other Countries - - "	13,376	19,541	71,209	32,166	51,654	689	1,321	3,732	2,355	3,061
"	224,280	202,166	286,202	249,548	432,492	11,383	12,347	18,089	18,121	27,965
TOTAL, Flax Manufac- } tures (including Twist } and Yarn) - - - - }	—	—	—	—	—	140,757	174,993	193,538	227,569	283,597
Haberdashery and Millinery (III. O.):										
United Kingdom - - -	—	—	—	—	—	356,726	408,930	437,019	396,020	441,661
Austria-Hungary - - -	—	—	—	—	—	96,030	135,471	177,118	155,584	148,939
Belgium - - - - -	—	—	—	—	—	2,906	6,882	5,667	6,181	5,258
France - - - - -	—	—	—	—	—	37,063	59,184	66,100	55,698	56,979
Germany - - - - -	—	—	—	—	—	87,164	140,311	177,533	145,599	185,936
Italy - - - - -	—	—	—	—	—	18,485	27,720	26,170	21,651	50,091
Switzerland - - - -	—	—	—	—	—	8,705	31,530	29,469	47,516	59,151
United States - - -	—	—	—	—	—	2,181	2,702	3,164	4,452	6,642
Japan - - - - -	—	—	—	—	—	41,516	62,612	86,083	71,394	101,204
Other Countries - - -	—	—	—	—	—	12,039	10,124	13,705	10,375	10,690
"	—	—	—	—	—	662,815	885,466	1,022,028	914,410	1,066,551
Hemp:										
Raw (II. H.):										
Philippines - - Cwt.	26,256	24,874	24,098	27,157	20,564	31,359	33,574	29,295	36,092	34,874
Other Countries - - "	430	1,607	328	1,138	635	849	2,176	1,061	2,656	1,541
"	26,686	26,481	25,326	28,295	21,199	32,208	35,750	30,376	38,748	36,415
Manufactures (excluding Cordage):										
Bags and Sacks (III. O.) - - No.	7,796	1,732	5,966	1,360	3,300	101	42	759	74	340
Cloth (III. O.) - - Yds.	30,299	122,069	100,698	30,665	89,927	1,146	4,132	4,545	1,869	3,587
TOTAL, Hemp Manufac- } tures - - - - - }	—	—	—	—	—	1,247	4,174	5,304	1,443	3,927
Jute										
Raw (II. H. - - Tons)	2	8	112	18	438	30	122	1,342	274	2,194
Twist and Yarn (III. O.) Lb.	56,059	43,991	52,702	72,207	119,563	765	696	757	1,126	1,991
Manufactures :										
Canvas (III. O.):										
United Kingdom - Yds.	1,211,459	1,763,337	1,877,168	1,907,740	1,621,056	27,616	38,044	47,629	49,883	46,896
Other Countries - - "	7,731	72,071	4,897	11,318	19,160	168	837	148	506	751
"	1,219,190	1,835,408	1,882,065	1,919,058	1,640,216	27,784	38,881	47,777	50,389	47,647

Imports of Principal Articles, distinguishing Principal Countries—continued.

ARTICLES AND COUNTRIES.	QUANTITIES.					VALUE.				
	1909-10.	1910-11.	1911-12.	1912-13.	1913-14.	1909-10.	1910-11.	1911-12.	1912-13.	1913-14.
Textiles—cont.										
Jute—cont.										
Manufactures—cont.										
Gunny Bags (III. O.):						£	£	£	£	£
United Kingdom - No.	16,147	16,027	173,545	478,970	940,787	379	311	3,603	6,890	14,563
Ceylon - "	3,205,396	4,048,056	4,913,949	4,434,960	4,083,046	36,244	43,431	56,876	58,371	59,432
Straits Settlements - "	40,791	48,567	295,064	621,656	253,418	646	752	4,470	9,445	4,335
Other Countries - "	106,265	43,615	63,593	121,144	150,242	1,315	617	1,369	2,058	2,431
	3,368,599	4,156,265	5,447,151	5,656,730	5,427,493	38,584	45,111	66,118	76,664	80,711
Gunny Cloth (III. O.):										
United Kingdom - Yds.	159,180	232,870	309,063	180,285	411,521	1,754	2,728	4,451	8,047	6,373
Other Countries - "	34,236	680,694	80,910	399,327	701,793	200	2,068	557	1,988	3,612
	193,416	913,564	389,973	579,512	1,113,314	1,954	4,796	5,008	5,035	9,985
Rope and Twine (III. O.) Cwt.	976	1,165	853	1,018	711	2,880	3,259	2,613	3,606	2,517
Other Kinds (III. O.):										
United Kingdom - Cwt.	1,690	2,550	2,979	2,221	4,628	8,151	10,435	12,439	12,763	23,041
Other Countries - "	445	1,399	285	751	9,350	1,830	2,005	1,107	2,513	4,845
	2,135	3,949	3,264	2,972	13,978	9,980	12,440	13,546	15,276	27,886
TOTAL, Jute Manufactures (including Twist and Yarn)	—	—	—	—	—	81,957	105,163	135,819	152,096	170,737
Silk:										
Raw (II. H.):										
China, Hong-Kong - Lb.	644,940	741,289	630,222	733,266	546,977	134,339	160,050	160,508	192,509	141,725
Treaty Ports - "	1,404,021	1,077,160	1,309,802	2,584,002	1,782,222	456,727	339,717	473,439	877,703	633,050
Japan - "	82,525	93,779	50,916	8,471	21,616	9,373	18,625	5,030	3,175	6,068
Siam - "	1,118	0	20,052	120,436	92,754	168	0	4,383	27,451	21,843
Straits Settlements - "	189,548	199,244	220,653	106,377	105,134	47,153	52,238	60,630	33,202	31,777
Other Countries - "	8,033	10,327	7,460	26,285	15,017	3,052	2,557	2,444	8,031	3,307
	2,330,185	2,121,799	2,230,105	3,578,837	2,563,720	651,312	568,187	700,404	1,142,074	839,300
*Waste (II. H.):										
Japan - Lb.	—	—	—	52,690	54,857	—	—	—	5,083	5,794
Other Countries - "	—	—	—	52,185	24,215	—	—	—	3,735	1,915
	—	—	—	104,875	79,072	—	—	—	8,818	7,709
Silk Yarn, Noils and Warps (III. O.):										
United Kingdom - Lb.	96,458	98,848	55,071	68,466	67,328	38,200	39,553	20,846	22,180	21,427
Austria-Hungary - "	28,287	8,940	4,106	8,029	63,716	10,013	3,301	676	2,100	14,113
France - "	53,624	55,577	26,875	45,187	6,922	6,459	6,943	3,421	3,902	1,009
Italy - "	386,954	376,038	418,774	458,173	380,994	96,346	104,541	122,250	85,037	95,376
Switzerland - "	16,525	10,672	8,592	31,063	26,009	4,305	2,641	1,623	4,778	5,519
China, Treaty Ports - "	60,847	66,522	59,261	58,838	59,391	20,145	20,412	17,719	15,938	17,500
Japan - "	223,803	304,552	359,406	449,445	529,598	66,255	92,877	111,101	134,375	1,4,029
Other Countries - "	9,475	2,166	10,653	23,792	33,482	3,223	623	1,273	4,017	5,784
	876,173	923,315	942,738	1,143,015	1,167,530	245,036	270,891	278,018	272,927	305,447
Manufactures:										
Goods of Silk mixed with other Materials (III. O.):										
United Kingdom - Yds.	288,609	503,626	603,140	1,845,972	2,154,881	19,166	31,086	41,005	109,669	128,250
Belgium - "	68,046	179,875	79,396	19,273	152,668	3,830	10,974	4,865	1,321	8,895
France - "	1,997,429	3,708,067	2,690,261	3,032,693	2,372,950	70,855	149,031	116,217	129,767	111,712
Germany - "	1,384,854	1,726,300	1,000,769	1,537,499	1,921,062	87,892	115,858	73,821	111,198	141,063
Italy - "	395,484	947,121	332,376	699,752	1,257,323	20,347	44,358	17,806	31,405	60,449
China, Hong-Kong - "	179,789	215,530	19,541	14,802	135,995	9,061	11,047	1,053	613	4,848
Other Countries - "	253,383	264,670	114,629	110,547	169,689	12,200	9,425	4,957	5,045	8,288
	4,567,594	7,545,409	4,840,102	7,260,538	8,163,963	232,351	371,779	250,724	380,148	463,505
Silk Piece Goods (III. O.):										
United Kingdom - Yds.	234,871	324,408	351,440	317,315	269,210	20,932	27,422	27,806	26,267	26,359
France - "	1,154,190	1,373,654	774,274	767,793	643,261	56,370	98,453	41,609	50,905	50,478
China, Hong-Kong - "	2,110,314	2,279,206	1,735,548	2,050,473	2,374,854	133,201	146,905	110,570	138,971	163,172
Treaty Ports - "	2,858,142	3,428,055	3,925,875	4,115,060	4,290,396	180,619	203,296	234,632	235,621	237,007
Japan - "	15,019,888	16,623,051	19,543,827	22,416,964	19,536,455	617,007	700,238	792,953	891,344	784,020
Straits Settlements - "	106,980	120,338	49,518	69,438	111,656	4,591	5,694	3,532	4,358	5,891
Other Countries - "	178,853	177,770	115,513	89,166	112,438	11,755	12,691	9,241	9,983	11,462
	21,663,736	24,826,462	26,495,995	29,826,229	27,338,272	1,024,475	1,192,859	1,220,263	1,357,449	1,278,984
Thread for Sewing (III. O.) Lb.	1,652	3,370	2,766	4,069	2,349	938	1,455	1,286	1,374	1,341

* Separately recorded from April 1912.

Imports of Principal Articles, distinguishing Principal Countries—continued.

ARTICLES AND COUNTRIES.	QUANTITIES.					VALUE.				
	1909-10.	1910-11.	1911-12.	1912-13.	1913-14.	1909-10.	1910-11.	1911-12.	1912-13.	1913-14.
Textiles—cont.										
Silk—cont.										
Manufactures—cont.						£	£	£	£	£
Other Sorts (III. O.):										
United Kingdom - Lb.	43,482	14,818	28,972	46,452	40,293	5,377	3,726	4,573	7,609	8,499
Japan - "	461	517	1,766	7,720	4,639	69	459	1,248	3,525	5,202
Other Countries - "	28,285	9,592	8,008	11,091	12,251	3,039	1,913	2,950	2,869	4,575
"	72,228	24,927	38,746	65,263	57,183	8,485	6,098	8,771	14,003	18,276
TOTAL, Silk Manufactures (including Silk Yarn)	—	—	—	—	—	1,511,285	1,843,062	1,769,062	2,035,401	2,067,553
TOTAL, Silk, Raw and Manufactures	—	—	—	—	—	2,162,597	2,411,269	2,475,556	3,187,193	2,914,571
Wool:										
Raw (II. H.):										
United Kingdom - Lb.	45,487	41,345	117,206	438,990	320,563	4,691	3,916	8,526	24,336	19,331
Persia - "	1,805,070	1,928,309	2,065,249	2,551,840	2,732,260	39,574	61,671	62,328	80,668	82,603
Turkey, Asiatic: Persian Gulf* - "	198,072	363,471	13,280	4,032	26,208	4,693	7,403	458	168	618
Australia - "	453,554	700,318	445,772	459,850	522,859	22,196	32,766	17,998	23,247	27,625
Other Countries - "	85,212	106,792	158,020	281,191	147,511	1,054	1,642	3,396	6,571	2,714
"	2,587,395	3,140,235	2,799,527	3,735,903	3,749,401	72,208	107,398	92,696	134,990	132,891
Yarn and Knitting Wool (III. O.):										
United Kingdom - Lb.	182,398	159,198	166,459	196,642	148,941	16,915	15,294	16,625	19,096	16,690
Austria-Hungary - "	20,648	61,590	91,398	65,911	148,076	2,851	9,472	14,643	9,625	22,245
France - "	13,222	18,237	4,290	91,770	49,945	2,305	3,057	663	13,197	7,432
Germany - "	389,146	663,843	567,899	557,221	688,352	60,469	108,455	90,472	86,805	114,077
Other Countries - "	21,761	9,821	8,345	36,806	23,541	2,370	1,451	1,216	4,788	3,774
"	627,175	911,629	833,391	948,350	1,058,855	84,910	137,729	123,619	133,511	164,218
Manufactures:										
Braids (III. O.):										
United Kingdom - Lb.	103,604	85,282	46,720	27,445	24,072	11,650	10,584	6,424	3,720	3,377
Austria-Hungary - "	32,391	40,204	61,639	63,416	26,344	3,748	5,028	7,421	7,873	3,525
Other Countries - "	6,282	4,390	2,931	8,884	14,624	855	767	407	1,406	1,621
"	142,277	129,766	111,290	99,745	65,040	16,253	16,379	14,252	12,999	8,523
Carpets and Rugs (III. O.):										
United Kingdom - Lb.	714,834	805,415	935,116	1,010,807	1,278,286	52,501	62,181	74,862	74,755	93,651
Germany - "	101,770	54,148	123,692	201,896	338,344	7,479	4,665	8,545	14,043	21,768
Italy - "	362,737	204,293	51,053	196,475	233,685	28,757	15,606	4,701	14,602	18,757
Persia - "	43,340	15,932	23,088	34,377	85,081	5,963	1,324	2,699	4,224	4,078
Other Countries - "	32,782	40,693	32,461	32,847	94,991	2,766	3,219	3,195	2,722	6,489
"	1,255,463	1,120,481	1,165,410	1,476,402	1,980,387	97,466	87,495	94,002	111,246	149,743
Hosiery (III. O.):										
United Kingdom - Lb.	325,158	321,803	383,195	410,068	454,577	59,033	57,482	75,627	70,928	80,938
Germany - "	33,356	31,709	36,672	38,735	50,664	5,728	5,170	7,595	6,544	9,381
Other Countries - "	12,581	21,925	24,142	23,117	32,039	2,532	4,444	4,730	3,697	5,988
"	371,095	375,437	444,009	471,965	537,280	67,293	67,096	87,952	80,569	96,307
Piece Goods (III. O.):										
United Kingdom - Yds.	11,357,692	17,056,336	15,492,406	13,426,354	18,612,213	703,174	1,055,900	1,061,146	895,557	1,165,540
Austria-Hungary - "	298,322	496,161	493,104	507,640	706,771	12,230	21,121	20,285	23,252	32,547
Belgium - "	40,561	53,513	170,581	125,314	278,317	3,513	5,059	12,629	12,581	25,483
France - "	527,472	910,552	1,241,083	1,277,236	2,233,714	24,352	49,192	67,728	74,513	146,091
Germany - "	3,276,670	5,442,175	6,316,292	4,883,354	4,871,312	165,003	283,376	351,403	261,477	265,843
Holland - "	129,046	139,133	150,781	167,768	294,586	14,461	17,164	17,569	19,700	33,955
Italy - "	82,149	72,637	65,870	89,231	259,013	3,482	4,024	3,851	4,548	11,827
Other Countries - "	137,839	149,017	115,978	81,321	72,216	5,141	6,274	4,787	3,493	3,073
"	15,849,751	24,319,524	24,046,095	20,558,218	27,328,772	931,356	1,442,610	1,539,403	1,295,119	1,684,359
Shawls (III. O.):										
United Kingdom - No.	92,978	117,279	262,677	312,149	312,572	17,258	24,350	49,009	51,847	53,777
Austria-Hungary - "	77,223	145,219	88,174	95,605	93,895	8,447	12,661	10,290	11,227	13,102
France - "	4,206	6,468	13,935	31,932	44,881	473	1,021	1,006	2,098	5,252
Germany - "	661,602	904,537	1,649,711	1,683,964	1,594,939	108,686	158,799	280,409	254,062	294,147
Italy - "	1,887	4,750	19,049	19,121	46,183	464	1,848	2,940	3,230	8,319
Other Countries - "	11,659	12,104	5,725	21,160	8,278	1,158	1,481	556	2,521	1,516
"	849,555	1,190,357	2,033,271	2,163,931	2,100,748	136,486	199,960	344,210	324,985	376,113

* Figures prior to 1911-12 relate to the whole of Asiatic Turkey.

Imports of Principal Articles, distinguishing Principal Countries—continued.

ARTICLES AND COUNTRIES.	QUANTITIES.					VALUE.				
	1909-10.	1910-11.	1911-12.	1912-13.	1913-14.	1909-10.	1910-11.	1911-12.	1912-13.	1913-14.
Textiles—cont.										
Wool—cont.										
Manufactures—cont.										
Other Sorts (III. O.):						£	£	£	£	£
United Kingdom - Lb.	739,674	833,324	830,191	1,042,920	1,032,063	41,434	47,930	53,231	64,577	63,453
France - "	80,007	103,575	117,545	191,799	175,953	2,560	3,553	3,545	5,186	5,473
Germany - "	84,830	86,516	105,202	134,951	183,112	7,042	7,700	8,497	8,608	10,756
Italy - "	7	0	539	1,938	86,164	3	0	163	197	6,194
Other Countries - "	41,054	46,910	34,157	26,715	46,877	2,604	2,633	2,636	2,025	3,029
	945,572	1,070,325	1,067,934	1,398,823	1,526,189	53,643	61,856	68,132	80,538	88,905
TOTAL, Wool Manu- factures (including Yarn and Knitting Wool)	—	—	—	—	—	1,387,407	2,013,125	2,271,560	2,030,022	2,508,168
TOTAL, Wool and Woollens - }	—	—	—	—	—	1,459,615	2,120,523	2,364,256	2,174,020	2,701,059
TOTAL, Textile Raw Materials - }	—	—	—	—	—	979,638	839,966	2,222,393	2,813,600	1,204,510
TOTAL, Yarns and Textile Fabrics - }	—	—	—	—	—	30,032,457	34,919,393	38,444,179	45,917,650	50,360,043
Tobacco:										
Unmanufactured (I. J.):										
United Kingdom - Lb.	494,918	42,062	33,637	90,169	11,540	13,807	1,364	1,560	2,832	803
Holland - "	119,465	43,746	51,645	46,744	59,635	8,766	5,308	4,877	4,381	5,724
United States - "	1,367,733	125,869	11,632	48,538	137,069	38,938	5,437	429	1,969	5,486
China, Treaty Ports - "	307,935	0	662	220	1,176	5,800	0	11	22	43
Other Countries - "	413,153	39,635	59,633	101,030	72,163	10,433	3,666	4,988	6,995	6,686
	2,703,254	251,372	157,259	286,801	281,633	77,749	15,773	11,965	16,190	18,742
Manufactured:										
Cigars (I. J.):										
United Kingdom - Lb.	16,281	5,720	5,134	4,709	8,213	5,021	3,774	4,038	3,432	4,304
Holland - "	46,761	29,264	41,976	38,857	40,237	11,008	7,547	11,031	9,975	10,439
Philippines - "	22,175	14,671	14,473	15,590	16,895	5,168	3,353	3,307	3,749	4,111
Other Countries - "	20,334	11,080	13,943	13,644	13,563	4,430	3,405	4,130	4,130	3,537
	105,601	60,735	75,531	72,800	78,908	25,675	18,079	22,568	21,286	22,391
Cigarettes (I. J.):										
United Kingdom - Lb.	2,107,453	1,001,727	1,325,777	1,354,427	1,509,248	323,867	208,651	302,753	312,060	351,890
Egypt - "	67,032	59,373	71,130	71,972	65,853	26,819	26,109	32,878	35,508	33,269
United States - "	839,137	38,035	9,172	16,087	9,094	75,921	3,539	1,379	1,989	2,317
Other Countries - "	20,124	13,820	8,751	8,237	6,943	4,631	4,477	3,028	2,632	2,510
	3,033,746	1,113,005	1,414,830	1,450,773	1,591,138	433,238	242,776	339,343	352,180	389,002
Other Sorts (I. J.):										
United Kingdom - Lb.	608,434	257,577	332,073	414,295	336,756	60,250	42,320	58,661	63,306	61,974
United States - "	447,639	109,552	164,676	115,524	99,905	22,906	7,413	11,181	8,250	8,091
Straits Settlements - "	327,933	6,218	3,782	3,817	2,506	10,681	266	196	207	156
Other Countries - "	51,939	4,611	6,632	8,108	6,844	1,653	485	553	650	577
	1,436,055	377,958	537,163	541,744	506,011	95,490	50,984	70,591	72,922	70,798
TOTAL, Tobacco - "	7,328,656	1,803,070	2,204,863	2,352,118	2,457,690	632,152	327,612	444,935	462,596	501,923
*Toilet Requisites not specified elsewhere (III. P.):										
United Kingdom - "	—	—	—	—	—	—	—	—	66,119	71,347
Austria-Hungary - "	—	—	—	—	—	—	—	—	4,414	5,868
Germany - "	—	—	—	—	—	—	—	—	18,767	20,245
Italy - "	—	—	—	—	—	—	—	—	8,563	11,831
United States - "	—	—	—	—	—	—	—	—	13,468	16,147
Japan - "	—	—	—	—	—	—	—	—	6,734	10,871
Other Countries - "	—	—	—	—	—	—	—	—	8,165	10,273
	—	—	—	—	—	—	—	—	120,230	146,882
Toys and Requisites for Games and Sports, including, Fishing Tackle:										
*Toys (III. P.):										
United Kingdom - "	—	—	—	—	—	—	—	—	46,166	41,021
Austria-Hungary - "	—	—	—	—	—	—	—	—	14,495	20,531
Germany - "	—	—	—	—	—	—	—	—	67,910	70,490
Japan - "	—	—	—	—	—	—	—	—	20,672	33,497
Other Countries - "	—	—	—	—	—	—	—	—	11,998	12,447
	—	—	—	—	—	—	—	—	161,241	177,986
Requisites for Games and Sports (excluding Firearms, &c.):										
*Playing cards (III. P.):										
Austria-Hungary - "	—	—	—	—	—	—	—	—	6,097	8,352
Belgium - "	—	—	—	—	—	—	—	—	13,746	10,904
United States - "	—	—	—	—	—	—	—	—	9,896	10,837
Other Countries - "	—	—	—	—	—	—	—	—	9,947	11,362
	—	—	—	—	—	—	—	—	39,686	41,955

* Separately recorded from April 1912

Imports of Principal Articles, distinguishing Principal Countries—continued.

ARTICLES AND COUNTRIES.	QUANTITIES.					VALUE.				
	1909-10.	1910-11.	1911-12.	1912-13.	1913-14.	1909-10.	1910-11.	1911-12.	1912-13.	1913-14.
Toys and Requisites for Games and Sports, including Fishing Tackle—cont.										
Requisites for Games and Sports (excluding Firearms, &c.)—cont.						£	£	£	£	£
*Other Sorts (III. P.):										
United Kingdom - - -	—	—	—	—	—	—	—	—	71,409	67,957
Other Countries - - -	—	—	—	—	—	—	—	—	7,081	6,553
Total, Toys and Requisites for Games and Sports (including Fishing Tackle):									78,490	74,510
United Kingdom - - -	—	—	—	—	—	99,577	109,047	116,544	120,827	112,375
Austria-Hungary - - -	—	—	—	—	—	21,343	22,100	17,792	21,417	29,992
Belgium - - - - -	—	—	—	—	—	12,080	14,555	15,918	15,483	12,836
Germany - - - - -	—	—	—	—	—	69,151	74,116	74,881	74,704	77,282
United States - - -	—	—	—	—	—	7,508	11,827	16,295	14,369	15,011
Japan - - - - -	—	—	—	—	—	11,484	17,181	21,610	21,043	34,138
Other Countries - - -	—	—	—	—	—	9,890	9,259	8,823	11,574	12,817
Umbrellas and Umbrella Fittings:						231,042	258,085	271,863	279,417	294,451
Umbrellas, complete, including Parasols and Sunshades (III. P.):										
United Kingdom - No.	735,546	795,059	1,057,461	1,218,146	1,561,532	59,094	67,516	86,831	102,160	125,884
France - - - - -	36,764	33,383	49,228	49,142	57,835	4,327	4,344	6,030	5,980	6,460
Other Countries - - -	376,939	422,020	275,770	289,202	345,193	11,631	11,039	8,472	9,232	10,682
	1,149,249	1,250,462	1,382,459	1,556,490	1,967,560	75,052	82,899	101,333	117,372	143,026
Umbrella Fittings (III. P.):										
United Kingdom - - -	—	—	—	—	—	59,574	91,469	72,632	82,363	76,138
Belgium - - - - -	—	—	—	—	—	5,896	14,877	13,574	14,191	24,197
Germany - - - - -	—	—	—	—	—	40,173	50,138	49,425	47,438	61,651
Japan - - - - -	—	—	—	—	—	28,689	26,586	35,049	28,210	44,965
Other Countries - - -	—	—	—	—	—	1,175	1,618	1,033	3,555	4,009
	—	—	—	—	—	135,517	184,688	171,713	175,777	210,960
TOTAL, Umbrellas and Umbrella fittings						210,569	267,587	273,046	293,149	353,986
Wax of all kinds other than Paraffin Wax (excluding Candles) (II. G.):										
Japan - - - - - Cwt.	104	97	— 0	2,246	2,173	217	209	0	5,304	4,499
Other Countries - - -	545	411	680	1,109	2,336	1,702	984	1,622	3,026	6,703
	649	508	680	3,355	4,509	1,919	1,193	1,622	8,330	11,202
Wood and Timber:										
Timber other than Railway Sleepers:										
*Deal and Pinewood (II. I.):										
United Kingdom - Cub. Tons	—	—	—	1,077	4,243	—	—	—	7,299	30,252
Austria-Hungary - - -	—	—	—	3,373	6,308	—	—	—	13,526	27,533
Norway - - - - -	—	—	—	602	2,473	—	—	—	3,176	14,840
Sweden - - - - -	—	—	—	407	1,439	—	—	—	2,142	8,164
United States - - -	—	—	—	11,895	20,927	—	—	—	44,154	77,643
Other Countries - - -	—	—	—	858	429	—	—	—	4,346	2,122
	—	—	—	18,012	35,819	—	—	—	74,643	160,554
*Jarrah Wood (II. I.):										
Java - - - - - Cub. Tons	—	—	—	44	1,232	—	—	—	228	6,404
Australia - - - - -	—	—	—	4,963	6,870	—	—	—	27,536	38,810
Other Countries - - -	—	—	—	854	0	—	—	—	5,948	0
	—	—	—	5,861	8,102	—	—	—	33,712	40,214
Teak Wood (II. I.):										
Java - - - - - Cub. Tons	8,653	5,286	3,595	3,299	2,516	50,724	29,038	22,404	21,657	19,551
Siam - - - - -	35,534	48,284	37,584	24,332	15,867	221,001	288,470	232,122	164,314	141,175
Straits Settlements - -	77	0	179	890	224	340	0	1,274	5,639	1,844
Other Countries - - -	229	621	0	17	53	1,076	3,957	4	105	681
	44,493	54,291	41,308	28,538	18,660	273,141	321,515	255,804	191,715	163,251
Other Timber (II. I.):										
United Kingdom - Cub. Tons	3,225	3,987	4,082	2,050	1,451	19,232	25,201	22,482	11,954	8,481
Austria-Hungary - - -	3,255	3,864	4,947	204	139	13,409	15,980	19,912	856	581
Norway - - - - -	2,060	1,931	2,859	1,037	0	10,772	11,069	15,934	5,917	0
Sweden - - - - -	201	943	1,252	25	0	1,075	5,340	7,119	142	0
United States - - -	7,496	11,752	6,450	— 398	489	19,324	31,168	17,288	1,066	902
Ceylon - - - - -	6,503	5,315	4,280	5,161	5,842	17,791	10,673	10,257	10,952	12,768
Siam - - - - -	333	567	1,603	1,802	2,370	37,819	2,234	7,241	8,037	13,184
Straits Settlements - -	11,277	11,369	11,953	10,725	18,400	37,819	38,081	41,204	38,145	72,165
Australia - - - - -	8,010	11,649	11,078	223	1,935	38,501	61,756	55,673	1,451	12,841
Other Countries - - -	2,326	1,157	2,561	2,516	2,941	6,232	4,083	8,510	8,059	12,612
	44,686	52,534	51,065	24,191	33,567	166,835	205,585	205,620	84,579	133,534
TOTAL, Timber other than Railway Sleepers	89,179	109,825	92,373	76,602	96,148	439,976	527,100	461,424	384,649	497,553

* Separately recorded from April 1912.

Imports of Principal Articles, distinguishing Principal Countries—concluded.

ARTICLES AND COUNTRIES.	QUANTITIES.					VALUE.				
	1909-10.	1910-11.	1911-12.	1912-13.	1913-14.	1909-10.	1910-11.	1911-12.	1912-13.	1913-14.
Wood and Timber—cont.										
Wood:						£	£	£	£	£
Firewood (II. I.) - - Tons	1,393	1,063	1,307	732	1,532	865	1,137	1,203	657	1,442
Ornamental:										
Ebony (II. I.) - - -	—	—	—	—	—	0	39	2	19	68
Sandal (II. I.):										
Australia - - - - -	—	—	—	—	—	3,045	3,221	4,678	5,208	9,478
Other Countries - - -	—	—	—	—	—	3,167	3,355	3,448	6,409	4,098
	—	—	—	—	—	6,212	6,576	8,126	11,707	13,576
Other Kinds (II. I.) - -	—	—	—	—	—	678	1,453	1,144	1,386	2,051
TOTAL, Ornamental Wood	—	—	—	—	—	6,890	8,068	9,272	13,113	16,505
Manufactures of Wood, other than Furniture and Cabinet Ware (III. G.):										
United Kingdom - - -	—	—	—	—	—	31,119	20,655	24,073	25,164	34,450
Germany - - - - -	—	—	—	—	—	5,678	5,664	4,154	4,524	4,050
United States - - - -	—	—	—	—	—	5,397	8,898	4,767	2,844	5,180
Japan - - - - -	—	—	—	—	—	3,770	4,226	4,831	3,635	7,303
Other Countries - - -	—	—	—	—	—	11,005	13,717	14,445	12,477	12,372
	—	—	—	—	—	57,509	53,100	52,870	48,644	64,228
TOTAL, Wood and Timber	—	—	—	—	—	505,300	589,405	524,823	447,062	579,873
Articles imported by Post (IV.):										
United Kingdom - - -	—	—	—	—	—	480,089	508,697	710,320	720,995	843,643
Austria-Hungary - - -	—	—	—	—	—	97	62	7,191	401	650
Belgium - - - - -	—	—	—	—	—	2,321	75	99	15,938	211,585
France - - - - -	—	—	—	—	—	61,662	88,399	106,853	124,317	175,139
Germany - - - - -	—	—	—	—	—	3,923	4,477	8,936	15,762	15,558
Italy - - - - -	—	—	—	—	—	93,427	115,189	118,089	152,716	101,069
Switzerland - - - - -	—	—	—	—	—	36	525	2,593	8,321	7,597
Egypt - - - - -	—	—	—	—	—	15,643	47,440	34,413	41,543	37,899
Aden - - - - -	—	—	—	—	—	16,904	36,373	47,405	82,563	56,621
Ceylon - - - - -	—	—	—	—	—	25,523	37,111	37,353	32,355	43,894
China, Hong-Kong - - -	—	—	—	—	—	7,539	7,774	16,092	14,744	10,217
Japan - - - - -	—	—	—	—	—	2,904	3,078	8,597	15,414	18,789
Straits Settlements - -	—	—	—	—	—	23,592	20,545	21,980	20,344	26,284
Other Countries - - -	—	—	—	—	—	9,633	13,260	17,151	13,827	16,080
	—	—	—	—	—	758,199	883,005	1,137,081	1,254,240	1,625,485
All other Articles of Merchandise:										
Unmanufactured (II. D.)	—	—	—	—	—	20,676	24,360	24,805	23,832	21,449
Manufactured (III. P.)	—	—	—	—	—	452,695	502,557	549,463	183,649	178,936
GRAND TOTAL OF MERCHANDISE IMPORTED (EXCLUSIVE OF GOVERNMENT STORES)	—	—	—	—	—	78,040,286	86,236,011	92,333,255	107,332,470	122,165,283

EXPORTS OF PRINCIPAL ARTICLES OF FOREIGN MERCHANDISE (RE-EXPORTS), DISTINGUISHING PRINCIPAL COUNTRIES TO WHICH EXPORTED.

ARTICLES AND COUNTRIES.	QUANTITIES.					VALUE.				
	1909-10.	1910-11.	1911-12.	1912-13.	1913-14.	1909-10.	1910-11.	1911-12.	1912-13.	1913-14.
						£	£	£	£	£
Animals, living (IV.) - No.	73	121	121	157	46	4,655	5,330	7,240	6,351	2,956
Apparel (including Drapery, Uniforms, Accoutrements, but excluding Hosiery and Boots and Shoes) (III. A.):										
United Kingdom -	—	—	—	—	—	43,726	39,579	33,441	31,715	40,243
East African Protectorate -	—	—	—	—	—	1,817	3,332	5,028	3,001	2,308
Natal -	—	—	—	—	—	6,264	2,471	1,815	1,314	891
Aden -	—	—	—	—	—	5,305	4,127	5,661	1,179	483
Bahrein Islands -	—	—	—	—	—	2,965	5,771	10,521	4,330	1,998
Ceylon -	—	—	—	—	—	4,005	5,375	5,609	4,064	2,853
Muscat Territory and Trucial Omar -	—	—	—	—	—	2,962	5,715	6,927	2,241	687
Other States in Arabia -	—	—	—	—	—	570	3,110	10,944	2,971	4,410
Persia -	—	—	—	—	—	10,308	20,405	25,530	7,522	6,780
Straits Settlements -	—	—	—	—	—	5,431	6,923	7,222	2,123	2,387
Turkey, Asiatic: Persian Gulf* -	—	—	—	—	—	2,616	3,375	7,855	6,940	6,617
Other Countries -	—	—	—	—	—	17,197	23,040	25,705	10,016	9,739
	—	—	—	—	—	103,166	123,273	146,258	77,416	79,446
Arms, Ammunition, and Military Stores:										
Firearms and parts thereof (III. B.):										
United Kingdom -	—	—	—	—	—	4,491	5,436	5,548	5,558	5,392
Other Countries -	—	—	—	—	—	543	982	691	630	544
	—	—	—	—	—	5,034	6,418	6,239	6,188	5,896
Other Sorts (III. B.) -	—	—	—	—	—	717	658	1,291	476	10,704
TOTAL, Arms, &c. -	—	—	—	—	—	5,751	7,076	7,530	6,664	16,600
Art, Works of (other than Pictures) (III. P.):										
United Kingdom -	—	—	—	—	—	4,010	4,962	5,649	2,411	1,653
Other Countries -	—	—	—	—	—	2,033	1,116	2,489	2,298	493
	—	—	—	—	—	6,043	6,078	8,138	4,709	2,146
Books, Printed, and Printed Matter (not being Stationery) including Maps and Charts (III. P.):										
United Kingdom - Cwt.	790	933	756	989	885	10,819	11,061	9,581	10,035	10,215
Other Countries - "	613	700	745	627	648	4,939	4,830	7,134	7,826	6,823
	1,403	1,633	1,501	1,616	1,533	15,758	15,891	16,715	17,861	17,038
Boots and Shoes (III. A.):										
Egypt - Pairs	4,630	300	4,785	14,868	84,955	1,240	67	527	3,589	27,116
Other Countries - "	5,195	8,461	7,893	11,180	15,961	1,109	1,740	1,677	2,448	4,001
	9,825	8,761	12,678	26,048	100,916	2,349	1,807	2,204	6,037	31,117
Carriages and Carts (excluding Railway Carriages), and parts thereof (III. C.):										
United Kingdom -	—	—	—	—	—	17,617	20,276	32,615	40,844	32,833
Ceylon -	—	—	—	—	—	5,412	7,833	10,404	11,208	11,921
Other Countries -	—	—	—	—	—	7,684	7,536	11,023	9,502	11,927
	—	—	—	—	—	30,713	35,645	54,042	61,554	56,681
Chemicals and Chemical Preparations (excluding Chemical Manures and Medicines) (III. D.)										
	—	—	—	—	—	6,898	7,547	6,473	10,143	9,982
Chinese and Japanese-ware (including Lacquered-ware, but excluding Earthenware and Porcelain) (III. H.)										
	—	—	—	—	—	3,783	2,467	2,542	5,638	2,652
Clock and Watches (III. E.):										
Austria-Hungary - No.	0	0	1,530	477	38	0	0	5,255	517	33
Other Countries - "	1,967	2,212	6,095	5,137	6,735	2,266	1,442	2,644	2,897	3,064
	1,967	2,212	7,625	5,614	6,773	2,266	1,442	7,899	3,414	3,097
Coffee (I. I.) - Cwt.	1,053	981	1,277	1,178	1,870	2,546	2,382	3,652	4,526	4,654

* Figures prior to 1911-12 relate to the whole of Asiatic Turkey

Exports of Principal Articles of Foreign Merchandise (Re-exports), distinguishing Principal Countries to which Exported—continued.

ARTICLES AND COUNTRIES.	QUANTITIES.					VALUE.				
	1909-10.	1910-11.	1911-12.	1912-13.	1913-14.	1909-10.	1910-11.	1911-12.	1912-13.	1913-14.
Coral (IV.):						£	£	£	£	£
Straits Settlements - Lib.	3,575	3,690	1,515	1,568	1,615	2,125	5,233	1,143	2,554	1,133
Other Countries - "	1,323	3,054	4,211	425	594	786	973	1,300	91	230
"	4,898	6,744	5,726	1,993	2,209	2,911	6,206	2,443	2,645	1,363
*Cutlery (III. E.)									20,819	20,613
Drugs and Medicines (excluding Chemicals and Narcotics):										
Asafoetida (III. D.):										
United Kingdom - Cwt.	0	938	223	77	0	0	6,017	628	515	0
Other Countries - "	1,259	1,739	1,183	2,168	1,211	3,514	6,732	3,593	8,821	2,023
"	1,259	2,677	1,406	2,240	1,211	3,514	12,749	4,221	9,336	2,023
Cassia Ligna (III. D.):										
Turkey, Asiatic: Persian Gulf - Cwt.	2,313	3,501	968	658	4,052	4,665	7,000	1,908	1,287	7,728
Other Countries - "	2,274	3,082	3,101	2,638	3,379	4,805	6,645	6,530	5,324	6,748
"	4,587	6,583	4,069	3,296	7,431	9,470	13,645	8,528	6,611	14,476
Other Sorts (III. D.)						15,329	18,723	26,526	17,409	17,408
TOTAL, Drugs and Medicines						28,313	45,117	39,275	33,356	34,807
Dyeing and Tanning Substances:										
Alizarine and Aniline Dyes (III. F.) - Lib.	115,052	151,373	158,836	140,244	118,034	7,014	10,046	10,218	9,307	7,480
Other Sorts (III. F.)						7,680	10,455	11,080	9,702	13,503
TOTAL, Dyeing and Tanning Substances						14,694	20,501	21,298	19,009	21,051
Earthenware and Porcelain (excluding Pipes of Earthenware) (III. H.):										
United Kingdom - "						4,847	3,077	4,478	2,961	5,370
Persia - "						1,726	2,981	5,831	3,473	3,897
Other Countries - "						5,727	9,842	12,754	18,618	9,070
"						12,300	15,900	23,063	20,047	18,737
*Electroplated Ware (III. E.)									4,305	4,506
Fish (excluding Canned Fish):										
Fishmaws and Sharkfins (I. A.):										
United Kingdom - Cwt.	697	1,081	1,465	1,426	1,184	8,767	13,933	17,876	19,071	14,068
China, Hong-Kong - "	3,571	3,101	4,923	5,668	4,857	23,273	22,149	35,475	40,807	33,858
Other Countries - "	631	622	80	632	134	4,173	4,956	627	4,806	1,072
"	4,899	4,804	6,468	7,726	6,175	36,213	41,033	53,978	64,684	49,503
Other Sorts (I. A.)	2,407	1,706	830	438	777	1,903	1,692	611	414	657
TOTAL, Fish	7,396	6,510	7,298	8,159	6,952	38,116	42,780	54,589	65,098	50,255
Fruits and Vegetables:										
Fresh Fruits and Vegetables (I. B.)						14	11	0	44	34
Fruits and Vegetables (dried, salted or preserved):										
Dates (I. B.):										
Straits Settlements - Cwt.	20,997	20,317	20,113	10,768	19,600	10,494	9,553	10,227	5,524	11,912
Other Countries - "	39,254	18,398	17,177	21,764	17,296	14,474	8,848	8,819	10,303	8,481
"	60,251	38,715	37,290	32,532	36,896	24,968	18,401	19,046	15,827	20,393
-Other Sorts (I. B.):										
United Kingdom - Cwt.	276	11,262	23,650	5,698	1,335	984	21,438	50,147	11,860	3,256
France - "	632	3,369	1,032	263	2,641	1,622	5,222	2,432	672	8,068
Germany - "	0	81	6,027	5,109	2,104	0	139	12,359	11,463	7,947
Egypt - "	4,345	5,407	4,935	4,522	3,200	6,038	7,654	8,777	7,978	5,047
China, Hong-Kong - "	10,426	11,171	7,760	17,854	9,458	12,746	13,779	11,057	21,292	12,094
Straits Settlements - "	6,359	5,139	3,848	4,937	5,782	8,663	7,081	5,820	7,462	8,607
Other Countries - "	4,537	5,744	6,598	9,460	6,654	7,671	8,870	11,092	16,232	12,546
"	26,575	42,173	53,850	47,843	31,154	37,724	64,193	101,684	76,959	57,665
TOTAL, Fruits and Vegetables						62,706	82,605	120,730	92,830	78,092

* Separately recorded from April 1912.

† Figures prior to 1911-12 relate to the whole of Asiatic Turkey.

Exports of Principal Articles of Foreign Merchandise (Re-exports), distinguishing
Principal Countries to which Exported—continued.

ARTICLES AND COUNTRIES	QUANTITIES.					VALUE.				
	1909-10.	1910-11.	1911-12.	1912-13.	1913-14.	1909-10.	1910-11.	1911-12.	1912-13.	1913-14.
Furniture and Cabinet-ware (III. G.):						£	£	£	£	£
United Kingdom	—	—	—	—	—	4,201	4,417	4,603	4,377	5,849
Other Countries	—	—	—	—	—	2,324	3,587	2,614	4,748	4,615
						6,525	8,004	7,217	9,125	10,464
Glass and Glassware (III. H.):										
Persia	—	—	—	—	—	2,928	3,932	5,687	6,105	7,411
Turkey, Asiatic: Persian Gulf*	—	—	—	—	—	2,297	2,948	2,298	5,419	3,187
Other Countries	—	—	—	—	—	13,085	17,289	17,903	21,202	20,622
						18,310	24,169	25,888	32,726	31,220
Grain, Pulse, and Flour (I. C.):										
Africa, East, Portuguese	5,995	13,850	2,718	409	12,306	2,775	6,431	1,296	222	7,110
Other Countries	8,180	6,993	3,337	270	11,719	3,656	3,552	1,670	149	5,772
	14,175	20,843	6,050	679	24,025	6,431	9,983	2,966	371	12,882
Gums and Resins:										
Arabic (II. B.):										
Belgium	0	0	5,146	6,265	7,348	0	0	8,040	8,144	8,407
France	100	1,503	1,003	3,805	4,646	113	1,897	1,478	4,853	5,223
Germany	60	200	1,054	5,305	3,387	96	267	1,620	7,046	4,324
Other Countries	628	707	1,812	3,259	3,386	758	998	3,466	5,706	4,695
	788	2,410	9,015	18,634	18,767	967	3,162	14,604	25,749	22,739
Benjamin (II. B.)	930	966	1,201	1,056	868	1,919	3,319	3,132	2,812	2,324
Olbanum and Frankincense (II. B.):										
United Kingdom	1,092	2,620	1,632	4,177	1,111	1,234	3,719	2,586	8,756	1,266
Austria-Hungary	9,555	13,409	11,599	8,917	14,458	8,948	15,364	14,944	10,128	14,789
Germany	3,777	9,402	6,128	4,336	6,154	5,462	14,170	10,955	6,461	9,819
Russia	6,588	9,488	4,191	5,101	7,383	11,232	15,672	7,338	10,307	12,490
China, Hong-Kong	2,114	1,162	1,766	5,470	9,039	2,031	1,052	2,466	5,919	8,921
Other Countries	3,095	3,860	3,995	5,974	6,424	3,238	4,053	4,461	6,610	7,616
	26,221	39,941	29,311	33,975	44,569	32,145	54,030	42,750	48,181	54,903
Resin (II. B.)	887	683	900	1,253	1,329	438	369	583	905	856
Other Sorts (II. B.)	9,796	8,261	3,410	2,889	5,502	10,689	10,955	4,241	3,518	7,038
TOTAL, Gums and Resins	38,622	52,261	43,837	57,807	71,035	46,153	70,835	65,310	81,165	87,860
†Hardware (excluding Cutlery and Electroplated Ware) (III. E.):										
United Kingdom	—	—	—	—	—	18,121	17,116	16,816	11,575	17,004
Germany	—	—	—	—	—	2,862	4,196	7,357	8,668	8,707
Africa, East, German	—	—	—	—	—	5,096	7,608	7,784	4,227	2,371
Portuguese	—	—	—	—	—	2,142	5,298	4,351	2,315	2,412
East African Protectorate	—	—	—	—	—	4,750	5,966	6,207	5,653	6,199
Bahrain Islands	—	—	—	—	—	1,393	3,076	3,950	5,437	3,214
Muscat Territory and Trucial Oman	—	—	—	—	—	2,677	3,192	3,068	3,587	2,721
Other States in Arabia	—	—	—	—	—	60	242	3,163	5,095	3,760
Persia	—	—	—	—	—	6,190	11,590	13,590	9,595	10,620
Turkey, Asiatic: Persian Gulf*	—	—	—	—	—	5,252	11,842	13,883	9,240	9,776
Other Countries	—	—	—	—	—	24,301	26,912	27,004	26,072	27,823
	—	—	—	—	—	72,844	97,023	107,168	91,464	94,607
Horns, Tips, and Pieces of Horn, and Hornmeal (II. J.):										
China, Hong-Kong	196	117	106	65	116	7,200	4,187	3,417	1,836	3,965
Other Countries	0	453	0	4	2	28	1,580	16	152	50
	196	570	106	69	118	7,228	5,767	3,433	1,988	4,015
Instruments, Apparatus, and Appliances and Parts thereof:										
†Electrical (III. E.):										
United Kingdom	—	—	—	—	—	—	—	—	3,119	5,391
Other Countries	—	—	—	—	—	—	—	—	3,316	5,037
	—	—	—	—	—	—	—	—	6,435	10,428

* Figures prior to 1911-12 relate to the whole of Asiatic Turkey.

† Cutlery and Electroplated Ware excluded from April 1912.

‡ Separately recorded from April 1912.

Exports of Principal Articles of Foreign Merchandise (Re-exports), distinguishing Principal Countries to which Exported—continued.

ARTICLES AND COUNTRIES.	QUANTITIES.					VALUE.				
	1909-10.	1910-11.	1911-12.	1912-13.	1913-14.	1909-10.	1910-11.	1911-12.	1912-13.	1913-14.
Instruments, Apparatus, and Appliances and Parts thereof— —cont.										
Musical:						£	£	£	£	£
*Talking Machines and Accessories (III. E.):										
Straits Settlements - - -	—	—	—	—	—	—	—	—	4,326	6,003
Other Countries - - -	—	—	—	—	—	—	—	—	10,917	10,141
	—	—	—	—	—	—	—	—	15,243	16,144
Other Sorts (III. E.):										
Germany - - -	—	—	—	—	—	11,758	2,964	1,866	170	28
Ceylon - - -	—	—	—	—	—	6,749	2,359	2,078	315	102
Other Countries - - -	—	—	—	—	—	12,427	8,828	11,865	4,631	4,634
	—	—	—	—	—	30,934	14,151	16,709	5,116	4,704
*Optical (III. E.) - - -	—	—	—	—	—	—	—	—	244	1,503
Photographic (III. E.) - - -	—	—	—	—	—	2,022	1,520	1,680	2,477	1,777
†Scientific, Philosophical and Other Kinds (III. E.):										
United Kingdom - - -	—	—	—	—	—	7,267	9,383	7,640	—	—
Other Countries - - -	—	—	—	—	—	6,614	5,728	6,043	—	—
	—	—	—	—	—	13,881	15,106	13,683	—	—
*Other Kinds (III. E.) - - -	—	—	—	—	—	—	—	—	11,662	10,032
TOTAL, Instruments, &c. - - -	—	—	—	—	—	46,837	30,777	32,072	41,177	45,348
Ivory:										
Unmanufactured (II. J.):										
United Kingdom - Lb.	39,753	38,116	23,443	14,550	18,345	20,361	20,038	13,195	6,582	7,005
China, Hong-Kong - - "	33,100	20,373	7,361	4,561	9,991	11,977	8,409	2,601	1,430	2,116
Japan - - -	22,111	17,030	13,426	21,378	16,680	4,180	2,112	4,002	7,953	5,342
Other Countries - - -	112	0	1,439	80	48	33	0	185	36	32
	95,076	75,519	45,669	40,569	45,064	36,551	30,649	19,983	16,001	14,555
Manufactured (III. P.) - - -	—	—	—	—	—	72	11	45	33	207
TOTAL, Ivory - - -	—	—	—	—	—	36,623	30,660	20,028	16,034	14,762
Jewellery (excluding Imitation Jewellery, and Precious Stones and Pearls, unset) also Plate of Gold and Silver:										
Jewellery (III. P.):										
United Kingdom - - -	—	—	—	—	—	7,124	4,436	7,100	14,209	18,550
Russia - - -	—	—	—	—	—	16,575	26,173	0	18,060	0
Ceylon - - -	—	—	—	—	—	15,944	3,696	4,302	461	12,898
Other Countries - - -	—	—	—	—	—	1,863	3,862	404	4,432	713
	—	—	—	—	—	41,506	38,167	11,806	32,162	32,167
Plate of Gold and Silver (III. P.):										
United Kingdom - - -	—	—	—	—	—	7,303	11,122	12,988	12,798	13,820
Other Countries - - -	—	—	—	—	—	748	1,809	2,275	1,208	1,672
	—	—	—	—	—	8,051	12,931	15,263	14,006	15,492
TOTAL, Jewellery, &c - - -	—	—	—	—	—	49,557	51,098	27,169	46,168	47,659
Leather (III. I.) - - -	—	—	—	—	—	3,493	5,499	5,915	4,508	7,783
Liquors (I. D.) - - - Gals.	6,252	8,604	9,969	9,304	8,589	8,205	3,423	4,009	3,920	4,802
Machinery and Millwork:										
Prime-movers (other than Electrical) (III. J.):										
United Kingdom - - -	—	—	—	—	—	3,028	2,181	4,575	6,850	1,843
Other Countries - - -	—	—	—	—	—	272	1,080	614	1,585	980
	—	—	—	—	—	3,300	3,261	5,189	8,434	2,823
*Electrical Machinery of all Kinds (III. J.) - - -	—	—	—	—	—	—	—	—	8,495	4,710

* Separately recorded from April 1912.

† Included with "Instruments, &c., Other kinds," from April 1912.

Exports of Principal Articles of Foreign Merchandise (Re-exports), distinguishing
Principal Countries to which Exported—continued.

ARTICLES AND COUNTRIES.	QUANTITIES.					VALUE.				
	1909-10.	1910-11.	1911-12.	1912-13.	1913-14.	1909-10.	1910-11.	1911-12.	1912-13.	1913-14.
Machinery and Millwork—cont.										
Other Sorts of Machinery (III. J.):						£	£	£	£	£
United Kingdom - - -	—	—	—	—	—	14,907	12,549	18,950	24,801	15,844
Germany - - -	—	—	—	—	—	713	2,490	5,056	1,122	512
Other Countries - - -	—	—	—	—	—	7,705	12,444	12,939	10,284	13,000
	—	—	—	—	—	23,325	27,483	36,945	36,187	29,356
TOTAL, Machinery and Millwork - - -	—	—	—	—	—	26,625	30,744	42,134	53,126	36,789
*Matches (III. P.) - Gross of Boxes	—	—	—	20,674	42,833	2,724	2,698	2,567	1,406	2,207
Mats and Matting (III. P.) - Sq. Yds.	43,311	87,526	156,634	185,207	116,869	1,349	2,359	5,429	6,646	3,755
Metals and Ores:										
†Brass, Bronze, and similar Amalgams, Wrought (III. L.) Cwt.	222	430	327	419	492	1,038	1,855	1,770	2,333	2,223
Copper:										
Unwrought:										
Tiles, Ingots, Cakes, Bricks, and Slabs (III. L.) - Cwt.	146	1	1	0	0	108	4	1	0	0
Wrought:										
Mixed or Yellow Metal for Sheathing (III. L.) Cwt.	787	655	723	278	543	2,703	2,073	2,478	969	2,034
Sheets and other Manufactures (III. L.):										
United Kingdom - Cwt.	119	13	5,732	615	1	490	410	25,487	2,179	3
Persia - Asiatic: "	1,690	3,132	2,108	1,186	2,755	6,806	11,731	7,720	4,577	11,076
Persian Gulf: "	1,823	4,294	864	319	616	7,190	16,139	3,188	1,280	2,566
Other Countries - "	716	984	978	1,479	1,588	2,975	3,774	3,747	5,925	6,811
" "	4,348	8,423	9,682	3,599	4,960	17,261	32,054	40,142	13,961	21,056
TOTAL COPPER - "	5,281	9,079	10,406	3,877	5,503	20,072	34,131	42,621	14,930	23,090
Iron or Steel:										
Anchors and Cables (III. K.) - Tons	24	28	54	57	34	363	420	899	946	579
Angle, Bolt and Rod (III. K.) - Tons	23	23	50	70	91	212	262	423	680	929
§Bars and Channel (III. K.) - Tons	896	956	1,209	1,151	1,178	7,981	9,344	11,474	11,654	13,090
Hoops and Strips (III. K.) - Tons	56	40	50	294	277	524	322	451	2,287	2,398
Nails, Screws, Rivets and Washers (III. K.) - Tons	109	143	36	238	195	1,627	2,173	2,262	3,556	3,638
Old, for re-manufacture (II. D.):										
Italy - - - Tons	13,617	20,425	13,541	9,550	14,762	34,608	47,125	30,806	21,509	28,926
Other Countries - "	1,740	1,915	1,646	4,169	2,581	4,154	4,432	4,100	10,455	6,881
" "	15,357	22,340	15,187	13,719	17,343	38,762	51,557	34,906	31,964	35,807
¶Pipes and Tubes (III. K.) - Tons	172	—	—	—	—	1,804	—	—	—	—
**Pipes and Fittings, Cast (III. K.) - Tons	—	161	144	151	131	—	1,760	1,751	2,624	2,317
Sheets and Plates, Galvanised (III. K.) - Tons	68	175	117	77	178	938	2,481	1,490	965	2,901
Sheets and Plates, Tinned (III. K.) - Tons	119	137	197	207	104	1,878	2,231	3,517	3,820	1,682

* Quantity recorded from April 1912. † Figures prior to 1912-13 relate to "Brass" only.
 ‡ Figures prior to 1911-12 relate to the whole of Asiatic Turkey. § Figures prior to 1912-13 relate to "Bars" only.
 ¶ Figures prior to 1912-13 represent "Hoops" only. ¶ After 1909-10 see "Pipes and Fittings, Cast," and "Tubes and Fittings, Wrought."
 ** Included in "Pipes and Tubes" prior to 1910-11.

Exports of Principal Articles of Foreign Merchandise (Re-exports), distinguishing Principal Countries to which Exported—continued.

ARTICLES AND COUNTRIES.	QUANTITIES.					VALUE.				
	1909-10.	1910-11.	1911-12.	1912-13.	1913-14.	1909-10.	1910-11.	1911-12.	1912-13.	1913-14.
Metals and Ores—cont.										
Iron or Steel—cont.										
Sheets and Plates, not Galvanised or Tinned (III. K.) - Tons	49	83	114	209	152	£ 597	£ 1,000	£ 1,504	£ 3,931	£ 1,917
*Tubes and Fittings, Wrought (III. K.) - Tons	—	6	4	4	4	—	196	96	158	103
Wire (III. K.) - Tons	66	79	121	60	77	1,102	1,347	2,141	1,143	1,474
Other manufactures of Iron or Steel (III. K.) - Tons	253	377	941	342	247	3,268	4,438	5,672	3,733	3,515
Total Iron or Steel:										
Italy - Tons	13,617	20,425	13,541	9,550	14,762	34,608	47,125	30,806	21,509	28,036
Persia - "	276	505	508	647	642	3,516	6,002	6,180	6,091	8,604
Turkey, Asiatic: Persian Gulf - "	547	632	453	592	362	5,458	7,023	5,386	7,359	4,628
Other Countries - "	2,752	2,991	3,822	5,790	4,245	15,474	17,381	24,214	31,502	28,202
	17,192	24,553	18,324	16,579	20,011	59,056	77,531	66,586	66,401	70,360
Lead:										
Unwrought:										
Ore (II. D.) - Tons	7	15	14	9	9	142	261	202	141	140
Pig and Other Sorts (III. L.) - Cwt.	2,408	1,910	2,009	1,071	1,742	1,952	1,512	1,662	963	1,936
Wrought (III. L.) - Cwt.	99	29	226	2,443	424	82	41	115	3,233	244
TOTAL, Lead (excluding Ore) - Cwt.	2,507	1,939	2,235	3,514	2,166	2,034	1,553	1,777	4,196	2,180
Quicksilver (III. L.) - Lb.	5,384	4,634	4,897	5,124	6,072	636	533	533	604	744
Tin, Unwrought (Block, Ingots, Bars and Slabs) (III. L.):										
Persia - Cwt.	310	459	525	683	1,108	2,546	3,566	4,672	7,005	12,403
Turkey, Asiatic: Persian Gulf - "	891	1,330	1,250	969	1,653	7,220	10,350	11,199	9,572	17,896
Other Countries - "	3,142	293	406	890	1,335	1,605	2,347	3,778	4,114	5,821
	4,343	2,082	2,181	2,542	4,096	11,371	16,263	19,649	20,781	36,120
Zinc or Spelter (III. L.) - Cwt.	167	855	259	1,413	1,498	194	745	331	1,185	1,734
Metals, unenumerated (III. L.):										
United Kingdom - Cwt.	65	445	3,467	4,491	202	166	1,514	11,059	14,740	707
Other Countries - "	305	406	1,510	880	1,895	2,327	3,652	7,290	7,064	11,094
	370	851	4,977	5,371	2,097	2,493	5,166	18,349	22,404	11,801
TOTAL, Metals and Ores - Tons	17,846	25,332	19,359	17,447	20,815	97,036	138,038	151,928	183,035	148,392
Oils:										
Mineral (II. E.) - Gals.	68,707	195,535	114,365	178,880	169,995	4,034	8,592	5,226	6,483	4,784
Other Oils (II. E.) - "	3,680	7,376	9,776	5,546	4,872	644	1,325	1,388	999	968
TOTAL, Oils - "	72,387	202,911	124,141	184,426	174,867	4,678	9,917	6,614	7,482	5,752
Paints and Colours (III. F.) Cwt.	3,637	2,927	4,262	2,738	2,199	4,171	4,852	12,802	5,452	5,038
Paper and Pasteboard (III. M.)	—	—	—	—	—	4,674	5,360	4,424	8,480	5,248
Perfumery (not being Perfumed Spirits) (III. P.)	—	—	—	—	—	3,732	2,062	3,700	3,843	6,332
Precious Stones and Pearls, unset (II. J.):										
Bahrain Islands - "	—	—	—	—	—	2,000	6,433	7,433	21,267	29,653
Muscat Territory and Trucial Oman - "	—	—	—	—	—	3,834	773	2,047	6,173	9,367
Other States in Arabia - "	—	—	—	—	—	0	5,333	0	0	0
Other Countries - "	—	—	—	—	—	333	868	2,333	2,458	4,376
	—	—	—	—	—	6,167	13,427	11,813	29,998	43,396

* Included in "Pipes and Tubes" prior to 1910-11.

† Figures prior to 1911-12 relate to the whole of Asiatic Turkey.

‡ Includes "Ores, unenumerated," prior to 1912-13.

Exports of Principal Articles of Foreign Merchandise (Re-exports), distinguishing
Principal Countries to which Exported—continued.

ARTICLES AND COUNTRIES.	QUANTITIES.					VALUE.				
	1909-10.	1910-11.	1911-12.	1912-13.	1913-14.	1909-10.	1910-11.	1911-12.	1912-13.	1913-14.
						£	£	£	£	£
*Prints, Engravings, and Pictures (III. L.) -	—	—	—	—	—	—	—	—	5,222	4,179
Provisions and Oilman's Stores (excluding Fish and Fruits and Vegetables) (I. E.) - Cwt.	6,746	4,582	4,712	5,602	7,137	12,276	10,514	11,466	13,566	17,965
Railway Plant and Rolling Stock (III. N.) -	—	—	—	—	—	612	2,509	901	5,475	8,425
Rubber Manufactures (III. P.) -	—	—	—	—	—	8,725	5,276	9,835	6,328	7,045
Seeds (II. F.) - - - Cwt.	905	505	204	1,200	53	668	1,229	370	839	125
Shells and Cowries (II. J.):										
United Kingdom - - -	—	—	—	—	—	7,591	9,704	15,771	9,347	20,191
Austria-Hungary - - -	—	—	—	—	—	11,375	6,476	4,775	4,635	1,475
Other Countries - - -	—	—	—	—	—	963	762	1,005	772	1,112
	—	—	—	—	—	19,929	16,942	21,551	14,754	22,778
Ships, parts of (including Launches and Boats) (III. P.):										
Java - - - - -	—	—	—	—	—	0	0	0	1,379	5,518
Other Countries - - -	—	—	—	—	—	3,602	1,880	1,612	227	4,061
	—	—	—	—	—	3,602	1,880	1,612	2,106	9,579
Soap (III. P.) - - - Cwt.	5,357	5,555	4,918	4,670	4,145	4,371	4,736	4,561	4,983	4,529
Spices:										
Cloves (I. F.):										
China, Hong-Kong - Lb.	290,038	65,688	215,089	32,732	542,786	4,700	1,406	5,299	856	13,806
Straits Settlements - "	515,270	£54,760	532,546	225,118	1,199,135	10,285	6,556	12,509	4,344	30,058
Other Countries - "	238,848	297,950	451,315	216,706	423,980	4,544	5,166	9,874	3,967	9,363
	1,044,154	718,398	1,198,950	474,551	2,165,901	19,529	13,128	27,682	9,167	53,227
Other Sorts (I. F.) - "	101,075	325,133	131,855	92,461	64,305	1,922	4,868	2,343	1,776	1,498
TOTAL, Spices - "	1,145,229	1,043,531	1,330,805	567,012	2,230,206	21,451	17,996	30,025	10,943	54,725
Stationery (excluding paper) (III. M.) -	—	—	—	—	—	8,440	9,564	9,044	9,083	8,778
Sugar:										
Sugar, 16 Dutch Standard and above (I. G.):										
United Kingdom - Cwt.	4,000	81,148	1,608,792	1	19	2,402	50,821	1,032,112	1	19
Africa, East, German - "	2,305	6,116	8,969	10,846	2,236	1,552	4,292	7,410	7,997	1,536
East African Protectorate - "	9,574	7,900	23,144	21,040	19,539	6,439	5,402	18,054	15,997	14,769
Zanzibar and Pemba - "	5,388	13,610	12,101	11,465	9,037	3,593	9,455	9,161	8,485	6,563
Aden - - - - -	10,562	14,579	4,507	14,996	11,092	7,060	9,831	3,194	10,117	8,269
Bahrain Islands - - -	10,278	19,183	15,539	30,424	5,724	6,872	13,088	10,765	21,223	4,327
Ceylon - - - - -	4,105	8,033	11,916	3,505	8,343	2,743	5,426	8,709	2,873	5,936
Chira, Hong-Kong - - -	201	0	69	0	30,405	127	0	50	0	16,707
Muscat Territory and Trucial Oman - - -	18,449	31,919	22,221	31,207	29,183	12,054	21,194	15,518	22,014	21,525
Other States in Arabia - "	9	11,675	6,822	2,870	17,417	6	7,735	4,966	2,192	15,150
Persia - - - - -	64,713	99,786	39,318	35,255	24,548	43,368	70,863	28,614	25,714	19,782
Turkey, Asiatic: Red Sea - - - - -	33,106	22,570	{ 6,150	6,472	11,888	22,000	15,480	{ 4,047	4,348	9,229
Persian Gulf - - - - -	3,164	3,766	{ 11,126	23,281	4,533			{ 7,999	17,592	3,741
Other Countries - - -			{ 5,777	4,581	11,258	2,768	2,514	{ 4,009	3,279	6,563
	165,854	320,285	1,776,471	195,943	185,222	110,384	216,071	1,154,603	141,832	134,053
*Sugar, 15 Dutch Standard and below (I. G.) Cwt.	—	—	—	3,637	8,384	—	—	—	1,753	4,212
*Confectionery (I. G.) - Cwt.	—	—	—	580	555	—	—	—	1,267	1,174
TOTAL, Sugar - "	165,854	320,285	1,776,471	200,160	194,161	110,384	216,071	1,154,603	144,652	139,444
Tea (I. H.):										
Persia - - - - - Lb.	127,338	89,256	58,807	122,356	92,278	6,444	4,158	2,975	6,267	5,076
Turkey, Asiatic: Persian Gulf - - - - -	177,217	234,568	113,876	246,314	127,136	8,794	10,561	4,411	10,767	4,461
Other Countries - - -	182,823	343,482	268,619	192,102	244,305	8,843	15,309	10,658	8,766	12,389
	487,378	667,306	441,302	560,772	463,719	24,081	30,028	18,044	25,800	21,926
Textiles:										
Cotton:										
Raw (II. H.) - - - Cwt.	195	0	839	20	201	922	0	2,157	39	506

* Separately recorded from April 1912.

† Figures prior to 1911-12 relate to the whole of Asiatic Turkey.

Exports of Principal Articles of Foreign Merchandise (Re-exports), distinguishing Principal Countries to which Exported—continued.

ARTICLES AND COUNTRIES.	QUANTITIES.					VALUE.				
	1909-10.	1910-11.	1911-12.	1912-13.	1913-14.	1909-10.	1910-11.	1911-12.	1912-13.	1913-14.
Textiles—cont.										
Cotton—cont.						£	£	£	£	£
Twist and Yarn (III. O.):										
Aden - - - - - Lb.	47,800	59,500	87,930	79,806	37,300	2,741	3,181	5,833	5,300	2,353
Persia - - - - - "	849,120	718,660	506,500	541,300	721,500	46,840	43,834	39,815	32,039	42,236
Turkey, Asiatic: Persian Gulf* - - - - - "	61,632	42,519	129,200	29,415	69,900	3,011	2,269	6,403	1,732	4,410
Other Countries - - - - - "	126,016	148,711	107,209	131,224	133,665	7,398	7,625	6,231	7,599	8,365
	1,084,118	969,390	830,839	781,745	962,365	59,990	55,909	48,282	46,750	57,414
Manufactures:										
Handkerchiefs and Shawls in the Piece (III. O.) No.	636,778	504,255	668,125	491,569	753,699	12,906	6,050	9,008	8,001	10,339
Hosiery, (III. O.):										
Africa, East, Portuguese - - - - -	—	—	—	—	—	3,603	7,429	5,434	5,301	9,892
Other Countries - - - - -	—	—	—	—	—	6,451	12,318	13,574	15,315	14,107
	—	—	—	—	—	10,054	19,747	19,008	20,706	24,069
Piece Goods:										
Grey (unbleached) (III. O.):										
Ceylon - - - - - Yds.	990,132	976,590	751,106	685,550	684,455	13,654	14,388	10,824	9,015	8,444
Federated Malay States - - - - -	137,860	191,993	348,416	425,030	263,165	1,765	2,431	4,311	5,504	3,120
Persia - - - - - "	869,186	1,180,593	460,645	1,071,729	1,378,161	9,784	13,317	5,305	14,368	18,653
Straits Settlements - - - - -	277,064	352,868	466,646	413,955	326,637	4,041	5,506	5,816	5,071	3,945
Other Countries - - - - -	2,345,304	2,837,786	2,062,225	2,386,196	1,931,981	24,065	27,135	22,121	25,887	20,340
	4,619,546	5,539,820	4,089,038	4,982,460	4,584,399	53,309	62,777	48,377	60,805	54,710
White (bleached) (III. O.):										
Africa, East, German Yds.	328,279	391,098	332,508	438,441	452,314	4,144	5,657	4,673	5,032	5,483
" Portuguese - - - - -	402,289	452,345	400,973	323,278	243,927	6,018	7,507	7,509	5,065	4,014
Zanzibar and Pemba - - - - -	505,401	651,064	659,837	644,046	587,285	5,264	7,882	7,906	7,821	6,785
Aden - - - - - "	723,478	1,032,047	1,135,808	1,119,945	533,427	7,510	13,248	13,163	12,720	6,710
Bahrain Islands - - - - -	768,367	1,245,678	1,054,833	721,333	703,905	6,554	11,014	10,902	7,158	7,172
Ceylon - - - - - "	301,797	919,459	890,949	786,299	782,400	11,638	12,570	12,458	10,003	10,932
Muscat Territory and Trucial Oman - - - - -	1,754,973	2,054,738	2,247,871	1,952,338	1,725,255	17,278	20,380	26,387	23,271	20,159
Persia - - - - - "	1,078,506	1,342,789	1,708,306	1,324,515	1,693,091	10,996	14,603	19,861	16,238	19,642
Straits Settlements - - - - -	245,588	352,071	293,219	311,271	331,320	3,294	5,043	4,827	5,261	5,537
Other Countries - - - - -	1,479,795	1,718,233	1,538,600	1,873,314	1,764,806	18,263	22,818	21,702	25,773	23,308
	8,088,473	10,189,517	10,262,949	9,494,825	8,817,830	90,959	120,805	129,568	119,742	110,801
Coloured, Printed, or Dyed (III. O.):										
Africa, East, German - Yds.	2,342,013	2,356,382	2,473,188	2,125,382	2,026,587	34,234	34,605	38,950	30,171	20,063
Portuguese - - - - -	3,274,489	3,592,469	2,745,578	3,165,665	2,377,834	40,345	46,186	38,418	45,876	34,343
East African Protectorate - - - - -	751,783	1,181,140	1,342,419	1,508,256	2,165,356	10,099	18,425	21,457	22,422	33,003
Mauritius - - - - - "	1,143,898	1,270,815	1,088,741	982,013	433,375	15,577	19,156	15,903	14,109	6,476
Natal - - - - - "	154,515	275,203	340,504	302,656	162,922	1,820	3,703	5,283	4,906	2,516
Zanzibar and Pemba - - - - -	808,416	918,475	1,004,842	995,546	1,195,468	10,552	13,035	15,327	15,432	17,603
Aden - - - - - "	3,474,012	4,076,006	4,846,236	5,108,456	3,590,805	53,198	61,340	75,458	81,973	59,686
Bahrain Islands - - - - -	5,137,391	8,200,908	10,123,679	9,324,899	5,367,778	70,664	114,069	150,291	135,730	77,907
Ceylon - - - - - "	1,323,543	1,659,195	1,761,070	1,652,903	1,618,491	20,699	26,706	29,981	27,297	27,417
Muscat Territory and Trucial Oman - - - - -	6,441,862	8,716,726	7,807,496	8,230,840	7,748,458	80,202	118,335	118,089	127,824	117,389
Other States in Arabia - - - - -	168,065	4,186,526	5,853,898	4,982,094	3,120,491	2,329	60,728	84,027	75,469	45,746
Persia - - - - - "	8,914,508	12,358,779	18,653,197	11,662,449	14,428,384	142,573	207,277	300,339	191,668	233,314
Siam - - - - - "	450,964	332,033	144,159	111,056	93,126	9,729	6,841	2,454	2,289	1,560
Straits Settlements - - - - -	910,547	987,630	1,012,595	909,705	1,062,249	18,655	21,724	23,910	21,160	23,552
Turkey, Asiatic*: Red Sea - - - - -	2,725,811	1,064,761	35,028	1,800	874,806	42,477	17,398	687	72	13,973
Persian Gulf - - - - -	1,181,308	1,213,594	893,475	502,811	707,939	15,428	18,600	13,650	8,001	12,039
Other Countries - - - - -	—	—	1,038,232	1,174,045	1,623,638	—	—	16,714	18,455	25,393
	39,073,125	52,390,640	61,164,337	52,735,576	48,617,707	509,181	788,227	950,928	823,033	761,600
†Fents of all descriptions (III. O.) - - - - - Yds.	—	—	—	95,400	66,331	—	—	—	916	517
TOTAL, Piece Goods	51,781,144	68,119,977	75,516,324	67,309,270	62,986,267	713,449	971,809	1,128,873	1,004,526	927,218

* Figures prior to 1911-12 relate to the whole of Asiatic Turkey.

† Separately recorded from April 1912.

Exports of Principal Articles of Foreign Merchandise (Re-exports), distinguishing
Principal Countries to which Exported—continued.

ARTICLES AND COUNTRIES.	QUANTITIES.					VALUE.				
	1909-10.	1910-11.	1911-12.	1912-13.	1913-14.	1909-10.	1910-11.	1911-12.	1912-13.	1913-14.
Textiles—cont.										
Cotton—cont.										
Manufactures—cont.										
Thread, Sewing (III. O.):						£	£	£	£	£
Persia - - - - - Lb.	36,624	55,343	52,241	28,201	14,444	3,450	5,454	5,270	2,726	1,306
Other Countries - - "	53,611	81,296	76,216	97,139	90,345	3,904	6,497	6,228	7,919	6,936
"	90,235	136,639	128,457	125,340	104,789	7,354	11,951	11,498	10,645	8,242
Other Cotton Manufactures (III. O.) - - - - -	—	—	—	—	—	4,750	5,506	7,123	7,845	12,799
TOTAL, Cotton Manufactures (including Twist and Yarn) - - - - -	—	—	—	—	—	808,508	1,070,972	1,223,787	1,098,473	1,040,071
TOTAL, Cotton, Raw and Manufactures - - - - -	—	—	—	—	—	809,425	1,070,972	1,225,944	1,098,512	1,040,577
Flax Manufactures (III. O.) - - - - -	—	—	—	—	—	2,270	2,003	4,542	4,033	6,432
*Haberdashery and Millinery (III. O.):										
United Kingdom - - - - -	—	—	—	—	—	—	—	—	7,190	6,656
Bahrein Islands - - - - -	—	—	—	—	—	—	—	—	5,111	7,685
Muscat Territory and Trucial Oman - - - - -	—	—	—	—	—	—	—	—	5,607	7,334
Persia - - - - -	—	—	—	—	—	—	—	—	20,058	27,359
Straits Settlements - - - - -	—	—	—	—	—	—	—	—	4,254	5,235
Other Countries - - - - -	—	—	—	—	—	—	—	—	31,455	35,581
"	—	—	—	—	—	—	—	—	73,685	89,850
Hemp Manufacture (excluding Cordage) (III. O.) - - - - -	—	—	—	—	—	259	336	343	369	346
Jute Manufactures (III. O.) - - - - -	—	—	—	—	—	115	271	84	713	394
Silk:										
Raw (II. H.):										
United Kingdom - - - - - Lb.	58,904	54,521	10	33,703	200	7,914	3,037	1	1,095	27
Other Countries - - - - - "	13,713	15,759	17,004	22,452	21,171	4,164	4,814	5,928	7,255	6,848
"	72,617	70,280	17,014	56,155	21,371	12,078	7,851	5,929	8,350	6,875
Manufactures:										
Piece Goods (III. O.):										
Natal - - - - - Yds.	88,036	105,471	62,097	139,395	106,826	3,288	4,239	3,625	6,326	6,540
Zanzibar and Pemba - - - - - "	62,242	82,451	72,105	76,411	90,796	4,269	6,023	6,277	6,285	6,774
Muscat Territory and Trucial Oman - - - - - "	63,986	100,320	116,792	143,374	174,555	3,883	6,571	8,132	10,523	12,182
Other Countries - - - - - "	352,672	366,266	503,053	537,651	637,352	16,635	17,009	24,223	26,181	32,209
"	566,936	654,508	754,047	896,831	1,009,529	28,075	34,442	42,257	49,815	57,765
Other Silk Goods (III. O.) - - - - -	—	—	—	—	—	1,786	2,724	3,125	5,068	9,259
TOTAL, Silk Manufactures - - - - -	—	—	—	—	—	29,861	37,166	45,382	54,883	67,024
TOTAL, Silk, Raw and Manufactures - - - - -	—	—	—	—	—	41,939	45,017	51,311	63,233	73,899
Wool:										
Raw (II. H.):										
United Kingdom - - - - - Lb.	5,117,630	4,043,832	5,950,682	12,247,781	8,878,516	191,153	156,080	208,722	406,165	291,700
United States - - - - - "	4,032	1,644,272	1,647,867	1,733,806	1,350,712	90	39,155	39,243	41,216	38,189
Other Countries - - - - - "	32,378	66,528	148,041	16,247	16,310	773	1,307	3,708	577	621
"	5,154,040	5,754,632	7,746,590	13,997,834	10,245,538	192,016	196,542	249,673	447,958	330,510
Manufactures:										
Piece Goods (III. O.):										
Persia - - - - - Yds.	53,967	54,043	105,874	110,564	97,383	5,164	5,262	7,663	7,551	7,829
Other Countries - - - - - "	156,010	198,007	257,737	224,889	192,812	10,999	11,758	16,804	13,620	10,808
"	209,977	252,050	363,611	335,453	290,195	16,163	17,020	24,467	21,171	18,137
Other Sorts (III. O.) - - - - -	—	—	—	—	—	6,486	8,480	10,035	8,054	8,734
TOTAL, Woollen Manufactures - - - - -	—	—	—	—	—	22,649	25,500	34,502	29,225	26,871
TOTAL, Wool and Woollens - - - - -	—	—	—	—	—	214,665	222,042	284,175	477,183	357,381
TOTAL, Textile Raw Materials - - - - -	—	—	—	—	—	205,016	204,393	257,759	456,347	337,891
TOTAL, Yarns and Textile Fabrics - - - - -	—	—	—	—	—	863,657	1,136,248	1,308,640	1,261,381	1,230,968
TOTAL, Textiles, Raw and Manufactures - - - - -	—	—	—	—	—	1,068,673	1,340,641	1,566,399	1,717,728	1,568,879

* Separately recorded from April 1912.

Exports of Principal Articles of Foreign Merchandise (Re-exports), distinguishing Principal Countries to which Exported—concluded.

ARTICLES AND COUNTRIES.	QUANTITIES.					VALUE.				
	1909-10.	1910-11.	1911-12.	1912-13.	1913-14.	1909-10.	1910-11.	1911-12.	1912-13.	1913-14.
Tobacco (I. J.) - Lb.	24,484	248,530	7,651	61,791	32,287	£ 1,964	£ 21,855	£ 1,335	£ 4,248	£ 3,244
Toys and Requisites for Games and Sports (including Fishing Tackle), other than Firearms (III. F.)	—	—	—	—	—	3,684	4,916	7,126	5,152	5,723
Umbrellas (including Parasols and Sunshades) (III. P.) No.	84,990	127,857	151,420	205,087	240,065	6,521	10,382	11,931	15,259	17,128
Wood and Timber:										
Wood, not Manufactured (II. I.)	—	—	—	—	—	2,987	3,876	7,786	2,380	3,736
Manufactures of Wood other than Furniture and Cabinet Ware (III. G.):										
United Kingdom - - -	—	—	—	—	—	3,292	7,393	4,504	17,063	23,790
Other Countries - - -	—	—	—	—	—	4,865	6,701	1,447	1,168	582
TOTAL, Wood and Timber	—	—	—	—	—	8,157	14,094	6,041	18,231	23,372
TOTAL, Wood and Timber	—	—	—	—	—	11,144	17,910	13,827	20,611	27,108
Articles re-exported by Post (IV.):										
United Kingdom - - -	—	—	—	—	—	50,540	64,621	21,002	27,181	28,543
France - - - - -	—	—	—	—	—	49,317	11,860	1,303	2,421	883
China, Hong-Kong - - -	—	—	—	—	—	20,093	23,564	430	910	972
Ceylon - - - - -	—	—	—	—	—	9,768	10,884	9,259	15,972	19,673
Straits Settlements - - -	—	—	—	—	—	5,276	14,595	20,283	16,131	19,691
Turkey, Asiatic - Persian Gulf* - - - - -	—	—	—	—	—	4,127	4,401	8,941	17,338	21,750
Other Countries - - - -	—	—	—	—	—	9,029	8,608	6,334	6,461	8,524
TOTAL, Articles re-exported by Post	—	—	—	—	—	148,650	138,568	67,642	86,414	100,045
All other Articles of Merchandise:										
Unmanufactured - - -	—	—	—	—	—	1,495	2,321	3,713	3,602	4,297
Manufactured - - - -	—	—	—	—	—	11,185	17,680	17,558	22,002	18,164
TOTAL VALUE OF FOREIGN MERCHANDISE EXPORTED (EXCLUSIVE OF GOVERNMENT STORES)	—	—	—	—	—	2,259,090	2,840,700	4,018,100	3,160,044	3,118,219

No. 13.

EXPORTS OF PRINCIPAL ARTICLES OF INDIAN PRODUCE AND MANUFACTURES, DISTINGUISHING PRINCIPAL COUNTRIES TO WHICH EXPORTED.

Animals, Living:										
†Cattle (excepting Sheep and Goats) (IV.):										
Ceylon - - - - - No.	—	—	—	23,145	21,725	—	—	—	66,696	71,901
Federated Malay States "	—	—	—	1,183	750	—	—	—	7,521	5,782
Java - - - - -	—	—	—	0	1,142	—	—	—	0	9,375
Straits Settlements - "	—	—	—	5,795	5,964	—	—	—	20,997	34,415
Other Countries - - "	—	—	—	65	328	—	—	—	560	2,427
TOTAL, Cattle	—	—	—	30,188	29,909	—	—	—	104,744	123,000
Horses (IV.) - - - - No.	218	384	320	191	199	4,600	5,851	5,263	3,043	3,658
†Sheep and Goats (IV.):										
Ceylon - - - - - No.	—	—	—	122,915	139,132	—	—	—	65,011	74,051
Straits Settlements - "	—	—	—	64,744	59,107	—	—	—	31,493	29,299
Other Countries - - "	—	—	—	1,631	2,763	—	—	—	695	1,534
TOTAL, Sheep and Goats	—	—	—	189,290	201,002	—	—	—	97,199	104,884
Other Kinds (IV.):										
Brazil - - - - - No.	1,309	156	0	0	0	15,229	2,159	0	0	9
Ceylon - - - - -	366,880	408,420	465,453	313,245	207,743	72,544	106,451	118,450	12,180	9,687
Federated Malay States "	385	631	2,353	160	48	1,034	1,928	10,477	7	15
Straits Settlements - "	43,809	48,357	50,934	1,266	1,686	29,966	33,067	39,518	953	409
Other Countries - - "	4,956	8,514	8,646	10,148	7,501	6,538	5,281	9,079	3,165	2,564
TOTAL, Other Kinds	417,319	466,078	527,386	324,919	216,978	125,311	148,886	177,524	16,314	12,675
TOTAL, Animals, Living	417,537	466,462	527,706	544,588	448,088	129,911	154,737	182,787	222,200	245,087

* Figures prior to 1911-12 relate to the whole of Asiatic Turkey.

† Separately recorded from April 1912.

Exports of Principal Articles of Indian Produce and Manufactures, distinguishing
Principal Countries to which Exported—continued.

ARTICLES AND COUNTRIES.	QUANTITIES.					VALUE.				
	1909-10.	1910-11.	1911-12.	1912-13.	1913-14.	1909-10.	1910-11.	1911-12.	1912-13.	1913-14.
*Apparel, including Drapery, Uniforms and Accountments (but excluding Hosiery and Boots and Shoes) (III. A.):						£	£	£	£	£
United Kingdom - - -	—	—	—	—	—	15,316	16,287	19,893	13,365	11,566
Africa, East, Portuguese - -	—	—	—	—	—	4,741	8,514	6,657	4,337	5,916
Natal - - - - -	—	—	—	—	—	8,095	7,604	6,980	7,409	8,700
United States - - - - -	—	—	—	—	—	5,429	6,474	8,332	4,174	3,926
Colombia - - - - -	—	—	—	—	—	7,417	6,937	8,414	6,627	5,334
Ceylon - - - - -	—	—	—	—	—	6,432	7,865	7,457	7,787	7,320
China, Treaty Ports - - -	—	—	—	—	—	1,159	1,288	1,566	7,216	2,074
Straits Settlements - - -	—	—	—	—	—	8,147	8,490	10,406	9,784	13,521
Turkey, Asiatic: Levant and Black Sea - - - - -	—	—	—	—	—	3,938	5,375	2,750	5,975	4,009
Other Countries - - - - -	—	—	—	—	—	25,855	36,048	43,473	39,745	38,394
						86,609	104,882	115,928	106,399	100,760
Art, Works of (III. P.):										
United Kingdom - - - - -	—	—	—	—	—	4,446	5,672	3,630	5,945	7,691
Other Countries - - - - -	—	—	—	—	—	3,102	4,391	5,337	3,403	4,445
						7,548	10,063	9,467	9,348	12,136
Books Printed, and Printed Matter (not being Stationery) including Maps and Charts (III. P.):										
United Kingdom - Cwt.	477	316	259	436	270	6,145	3,852	2,401	2,719	3,273
Russia - - - - -	247	730	298	360	282	1,271	5,688	1,492	2,733	2,790
Straits Settlements - - -	3,872	3,070	4,289	4,585	5,511	14,556	12,287	17,315	18,365	19,033
Other Countries - - - - -	1,467	1,807	1,884	2,031	1,993	9,347	10,324	11,848	12,973	13,250
	6,063	5,923	6,720	7,412	8,056	31,319	32,151	33,056	36,790	38,396
Boots and Shoes (III. A.):										
Egypt - - - - - Pairs	34,870	49,424	27,999	5,674	1,715	11,706	14,853	7,424	908	159
Other Countries - - - - -	74,618	64,945	60,148	72,347	50,272	11,478	7,790	7,862	7,426	5,661
	109,488	114,369	88,147	78,021	51,987	23,184	22,643	15,286	8,334	5,820
†Bristles and Fibre for Brushes and Brooms (II. J.):										
United Kingdom - Cwt.	30,246	7,799	—	—	—	71,107	22,371	—	—	—
Belgium - - - - -	26,081	10,747	—	—	—	26,125	10,589	—	—	—
Germany - - - - -	31,085	11,425	—	—	—	44,736	16,078	—	—	—
Holland - - - - -	5,700	1,744	—	—	—	7,901	2,508	—	—	—
Other Countries - - - - -	4,813	2,234	—	—	—	4,700	2,070	—	—	—
	97,925	33,949	—	—	—	154,569	53,616	—	—	—
§Bristles (II. J.):										
United Kingdom - Cwt.	—	1,355	2,731	3,334	3,029	—	28,410	73,167	89,080	71,059
Germany - - - - -	—	432	989	871	984	—	10,307	19,221	21,150	21,603
Other Countries - - - - -	—	28	19	87	80	—	190	111	861	286
	—	1,815	3,739	4,242	4,093	—	38,847	92,499	110,501	92,948
Building and Engineering Materials other than of Iron, Steel, or Wood:										
 Bricks and Tiles (III. P.):										
Ceylon - - - - - No.	2,990,981	3,610,648	3,484,267	—	—	7,652	8,801	8,666	—	—
Other Countries - - - - -	480,860	779,055	710,404	—	—	1,126	1,868	1,501	—	—
	3,471,841	4,389,703	4,194,671	—	—	8,778	10,759	10,167	—	—
†Bricks (III. P.) - - No.	—	—	—	593,108	43,920	—	—	—	1,122	173
Chalk and Lime (III. P.) Cwt.	12,317	52,691	38,562	21,670	35,667	1,212	3,799	2,721	1,463	2,478
Pipes of Earthenware (III. P.) Cwt.	4,400	2,736	7,901	14,089	23,472	1,119	673	1,840	3,545	5,256
¶Tiles (III. P.):										
Ceylon - - - - - No.	—	—	—	3,323,424	3,061,611	—	—	—	8,238	8,098
Other Countries - - - - -	—	—	—	1,206,366	821,877	—	—	—	3,476	2,413
	—	—	—	4,531,790	3,883,488	—	—	—	11,714	10,511
Other Kinds (III. P.) - Cwt.	25,813	171,951	30,167	61,350	78,298	1,377	5,824	3,214	7,401	10,206
TOTAL, Building and Engineering Materials, &c.	—	—	—	—	—	12,486	21,055	17,942	25,245	23,624

* Includes "Haberdashery and Millinery," prior to 1912-13.

† From August 1910, "Bristles and Fibre for Brushes and Brooms" are shown under the separate headings of "Bristles" and "Fibre for Brushes and Brooms."

‡ From April 1912 "Bricks and Tiles" are shown under the separate headings "Bricks" and "Tiles."

§ Separately recorded from August 1910.

¶ Separately recorded from April 1912.

† Figures prior to 1911-12 relate to the whole of Asiatic Turkey.

§ Separately recorded from August 1910.

Exports of Principal Articles of Indian Produce and Manufactures, distinguishing Principal Countries to which Exported—continued.

ARTICLES AND COUNTRIES.	QUANTITIES.					VALUE.				
	1909-10.	1910-11.	1911-12.	1912-13.	1913-14.	1909-10.	1910-11.	1911-12.	1912-13.	1913-14.
Candles of all Kinds (III. P.):										
United Kingdom - - - - - Lb.	50,878	151,148	148,836	248,132	738,013	£	£	£	£	£
Ceylon - - - - - "	332,060	598,521	730,617	874,389	1,536,722	954	2,834	2,751	4,637	13,838
China, Treaty Ports - - - - - "	503,013	515,843	825,436	1,549,945	2,827,100	6,226	11,322	13,715	16,398	29,989
French Indo-China - - - - - "	562,870	1,098,514	855,773	877,390	202,530	9,363	9,660	15,456	29,070	53,075
Persia - - - - - "	28,006	198,471	299,431	261,263	309,027	10,554	20,597	16,351	16,459	3,804
Philippines - - - - - "	800,093	451,875	69,903	61,033	18,908	554	3,537	5,586	5,074	6,083
Siam - - - - - "	315,663	325,500	323,010	322,351	406,004	15,008	8,462	1,311	1,145	354
Straits Settlements - - - - - "	608,884	668,292	580,823	663,598	609,342	5,918	6,103	6,148	6,046	7,613
Turkey, Asiatic: Persian Gulf* - - - - - "	150,970	245,355	390,362	3,626	8,847	11,411	12,889	10,902	12,488	12,573
New Zealand - - - - - "	450,110	273,715	758,180	541,625	825,700	2,671	4,583	6,650	75	190
Other Countries - - - - - "	330,096	892,441	673,362	753,850	792,885	8,406	5,134	14,193	10,156	15,444
"	4,732,643	5,414,675	5,645,783	6,157,202	8,305,078	16,964	17,368	12,770	14,403	14,967
"						88,024	102,389	105,844	115,964	157,690
Canes and Battsans (II. J.) Cwt.	1,494	2,110	2,012	2,952	6,362	1,333	2,006	2,129	2,181	3,160
Carriages and Carts (excluding Railway Carriages) and Parts thereof:										
†Carriages and Carts (III. C.) - - - - - Nc.	—	—	—	77	63	—	—	—	1,612	1,686
†Parts of Carriages and Carts (III. C.) - - - - - "	—	—	—	—	—	—	—	—	1,121	499
TOTAL, Carriages and Carts, &c. - - - - - }	—	—	—	—	—	2,592	2,357	3,024	2,733	2,115
Chemicals and Chemical Preparations (excluding Chemical Manures and Medicines):										
Alum (III. D.) - - - - - Cwt.	104	32	34	25	65	81	21	18	18	25
Arsenic (III. D.) - - - - - Cwt.	199	74	162	209	86	309	112	328	338	163
Potassium Compounds:										
Saltpetre (III. D.):										
United Kingdom - - - - - Cwt.	76,144	61,004	46,590	47,217	49,280	53,728	46,651	39,787	40,280	38,844
France - - - - - "	15,380	2,915	1,485	1,025	1,000	10,470	2,275	1,225	854	800
Mauritius - - - - - "	40,615	50,596	37,486	45,222	23,740	27,571	33,785	24,962	30,062	20,919
United States - - - - - "	108,423	88,971	58,531	56,534	37,800	75,857	65,414	45,171	45,270	22,121
Ceylon - - - - - "	19,609	22,847	29,261	44,469	44,486	12,324	13,985	20,387	31,020	20,303
China, Hong-Kong - - - - - "	80,190	83,827	85,045	86,159	80,679	66,866	71,733	70,027	74,036	63,989
Straits Settlements - - - - - "	9,593	8,548	10,799	10,947	9,319	7,844	7,502	9,464	10,511	9,074
Other Countries - - - - - "	8,278	8,949	5,355	5,197	26,766	6,276	6,929	4,376	4,618	20,458
"	358,232	327,657	274,562	296,770	268,070	260,936	248,154	214,399	237,251	205,598
†Other Sorts (III. D.) Cwt.	—	—	—	200	—	—	—	—	100	—
Soda Compounds:										
Borax (III. D.):										
China, Hong-Kong - - - - - Cwt.	5,254	4,414	2,423	3,905	3,520	6,501	5,132	2,404	6,454	4,173
Other Countries - - - - - "	722	818	903	865	750	978	954	1,083	1,003	958
"	5,976	5,232	3,326	4,770	4,270	7,479	6,086	3,527	7,457	5,131
"	—	—	—	—	—	6,445	7,347	9,266	10,784	8,132
Other Sorts (III. D.) - - - - - "	—	—	—	—	—	—	—	—	—	—
TOTAL, Chemicals, &c. - - - - - }	—	—	—	—	—	275,250	261,720	227,538	255,048	210,040
Coal, Coke, and Patent Fuel:										
Coal (II. A.):										
Egypt - - - - - Tons	0	0	0	18,461	230	0	0	0	11,954	319
Aden - - - - - "	3,460	7,383	12,335	11,909	5,336	2,076	3,933	6,828	7,030	3,557
Ceylon - - - - - "	370,570	511,848	532,960	543,115	393,689	224,222	292,690	313,649	360,093	252,678
Java - - - - - "	7,420	18,696	4,113	0	0	3,958	9,873	2,325	0	0
Straits Settlements - - - - - "	173,214	223,320	197,553	154,491	183,501	101,604	129,188	112,907	106,789	118,859
Sumatra - - - - - "	78,893	111,694	110,049	130,139	97,652	47,335	67,355	67,222	86,750	59,119
Australia - - - - - "	121,096	0	0	0	0	64,886	0	0	0	0
New Zealand - - - - - "	0	0	0	0	27,672	0	0	0	0	16,492
Other Countries - - - - - "	2,351	15,132	15,573	21,624	13,467	1,576	8,883	9,822	14,150	8,708
"	756,994	888,073	872,603	879,739	721,756	445,657	511,927	512,753	587,684	459,792
Coke (II. A.) - - - - - Tons	1,834	1,528	1,384	1,500	1,885	1,933	1,461	1,203	1,542	1,862
TOTAL, Coal, Coke, and Patent Fuel - - - - - }	758,828	889,601	873,987	881,239	723,641	447,590	513,388	513,956	589,226	461,424

* Figures prior to 1911-12 relate to the whole of Asiatic Turkey.

† Separately recorded from April 1912.

Exports of Principal Articles of Indian Produce and Manufactures, distinguishing
Principal Countries to which Exported—continued.

ARTICLES AND COUNTRIES.	QUANTITIES.					VALUE.				
	1909-10.	1910-11.	1911-12.	1912-13.	1913-14.	1909-10.	1910-11.	1911-12.	1912-13.	1913-14.
						£	£	£	£	£
Coffee (I. I.):										
United Kingdom - Cwt.	110,147	80,599	78,136	81,931	92,353	379,600	299,629	302,229	344,951	368,943
Austria-Hungary - "	5,586	9,160	17,481	8,663	12,133	17,579	34,913	72,301	34,899	48,697
Belgium - "	9,115	9,277	8,699	10,247	9,122	25,461	25,685	31,615	37,152	36,563
France - "	76,798	123,200	79,751	110,133	97,543	221,120	389,488	282,888	411,622	382,532
Germany - "	3,407	6,960	13,598	8,250	9,224	9,499	23,557	53,037	33,254	38,144
Holland - "	1,153	5,780	3,025	910	2,130	3,346	16,635	11,225	3,149	8,297
Mauritius - "	1,560	3,129	2,120	1,930	670	3,501	6,933	5,270	5,154	1,909
Aden - "	0	3	25	1,466	0	0	9	77	5,780	0
Bahrain Islands - "	34	2,067	4,283	6,877	6,764	95	6,852	15,559	27,481	26,245
Ceylon - "	11,350	10,221	11,619	12,842	12,751	23,390	28,256	40,852	48,226	46,373
Maskat Territory and Trucial Oman - "	422	443	795	1,261	1,737	1,131	1,141	2,945	4,837	6,187
Other States in Arabia - "	—	43	602	374	2,510	—	180	2,207	1,322	3,705
Turkey, Asiatic: Per- sian Gulf* - "	2,285	4,191	10,917	6,505	4,482	5,528	12,483	39,558	24,496	17,287
Australia - "	9,971	10,562	8,398	12,913	6,684	33,215	36,988	31,586	50,503	26,038
Other Countries - "	817	1,609	1,636	2,676	1,797	2,471	4,993	6,101	10,877	7,132
	232,645	272,249	241,085	266,978	259,900	730,936	887,742	897,450	1,043,503	1,024,402
Coir:										
Unmanufactured (II. J.):										
United Kingdom - Cwt.	8,287	6,212	6,906	5,821	10,488	6,134	4,375	4,738	4,170	8,315
Other Countries - "	4,875	6,174	4,379	3,506	4,324	3,324	4,166	2,865	2,362	3,134
	13,162	12,386	11,285	9,327	14,812	9,458	8,541	7,603	6,532	11,449
Manufactured (excluding Rope) (III. P.):										
United Kingdom - Cwt.	179,467	165,295	228,418	195,295	235,689	125,055	113,346	161,780	152,946	184,064
Belgium - "	59,677	56,151	62,916	66,355	67,596	39,794	38,562	43,006	45,290	45,767
France - "	56,515	52,528	56,311	61,334	54,819	39,546	37,075	39,020	44,906	39,368
Germany - "	201,451	210,315	218,164	204,605	212,859	143,484	151,768	148,796	143,880	158,840
Holland - "	58,936	59,690	66,440	67,738	83,482	40,896	43,028	48,635	49,080	62,003
Italy - "	13,384	11,444	10,283	19,815	13,689	10,125	8,426	7,646	15,540	10,345
Portugal - "	31,118	27,216	23,198	27,188	24,108	22,799	20,505	17,022	20,184	18,317
United States - "	50,728	31,871	38,086	35,605	42,316	42,896	28,098	33,409	32,873	39,210
Australia - "	4,646	4,050	9,681	10,390	4,861	5,059	5,085	12,079	10,815	5,879
Other Countries - "	21,387	23,266	34,862	35,942	32,843	16,082	17,730	27,574	29,972	28,378
	677,309	641,826	748,359	724,317	772,262	485,736	463,623	538,967	550,486	592,741
Cordage and Rope of Vegetable Fibre (excluding Jute and Cotton) (III. P.):										
Siam - Cwt.	2,732	4,119	4,118	7,952	6,861	2,738	4,086	4,187	8,591	8,110
Straits Settlements - "	16,178	14,501	15,006	16,536	21,537	20,124	17,684	19,546	22,697	31,572
Other Countries - "	30,248	26,549	31,924	33,330	32,022	26,860	24,661	29,310	30,274	30,507
	49,158	45,169	50,948	57,818	60,420	49,722	46,411	53,043	61,562	70,189
Drugs and Medicines (excluding Chemicals and Narcotics):										
Aloes (III. D.) - Cwt.	142	195	367	229	62	241	319	551	394	118
Asafetida (III. D.) - "	23	147	107	87	52	70	968	659	234	210
Camphor (III. D.) - Lb.	0	457	461	237	50	0	42	48	24	5
Cinchona Bark (III. D.):										
United Kingdom - Lb.	389,200	371,280	410,032	659,285	605,102	5,786	5,182	5,237	9,112	8,289
Other Countries - "	0	0	0	0	0	0	0	0	0	0
	389,200	371,280	410,032	659,285	605,102	5,786	5,182	5,237	9,112	8,289
Galangal (III. D.) - Cwt.	1,189	1,003	1,179	1,233	1,088	825	800	976	1,103	972
†Nux Vomica (Strychnia) (III. D.):										
United Kingdom - Cwt.	—	—	—	14,160	18,991	—	—	—	5,475	7,660
United States - "	—	—	—	17,363	13,828	—	—	—	6,000	5,178
Other Countries - "	—	—	—	9,995	13,330	—	—	—	2,933	4,528
	—	—	—	41,518	46,149	—	—	—	14,408	17,366
†Senna (III. D.):										
United Kingdom - Cwt.	—	—	—	15,043	10,862	—	—	—	18,448	13,168
United States - "	—	—	—	10,229	7,391	—	—	—	8,241	6,634
Other Countries - "	—	—	—	14,294	8,197	—	—	—	10,055	6,563
	—	—	—	39,566	26,450	—	—	—	36,774	26,425

* Figures prior to 1911-12 relate to the whole of Asiatic Turkey.

† Separately recorded from April 1912.

Exports of Principal Articles of Indian Produce and Manufactures, distinguishing Principal Countries to which Exported—continued.

ARTICLES AND COUNTRIES.	QUANTITIES.					VALU.				
	1909-10.	1910-11.	1911-12.	1912-13.	1913-14.	1909-10.	1910-11.	1911-12.	1912-13.	1913-14.
Drugs and Medicines (excluding Chemicals and Narcotics)—cont.										
Other Sorts of Drugs and Medicines (III. D.):						£	£	£	£	£
United Kingdom	—	—	—	—	—	29,177	32,351	27,662	6,547	7,934
France	—	—	—	—	—	1,884	6,076	2,390	107	445
Germany	—	—	—	—	—	5,994	9,148	6,411	1,185	903
United States	—	—	—	—	—	20,596	26,173	20,962	2,395	3,027
China, Hong-Kong	—	—	—	—	—	13,730	50,018	24,931	29,215	45,229
Other Countries	—	—	—	—	—	23,056	25,400	29,996	23,445	27,190
TOTAL, Drugs and Medicines, &c.	—	—	—	—	—	94,437	149,166	112,872	63,894	84,708
	—	—	—	—	—	101,359	156,477	120,343	124,043	138,093
Dyeing and Tanning Substances:										
Cutch and Gambier (III. F.):										
United Kingdom - Cwt.	24,317	54,142	50,068	43,544	33,539	27,036	68,126	54,864	44,131	34,741
France	5,250	13,304	11,153	8,742	8,760	5,138	15,155	11,420	9,369	9,536
Germany	2,514	4,536	3,944	2,950	3,848	2,347	5,596	3,738	3,964	3,810
Holland	4,600	12,049	7,415	8,305	5,630	5,250	13,255	7,605	8,826	6,252
Other Countries	4,118	7,016	8,427	5,210	7,022	5,343	9,300	8,906	5,909	7,323
TOTAL, Cutch and Gambier	40,799	91,047	81,007	68,751	58,850	45,114	111,441	86,533	71,099	62,102
Indigo (III. F.):										
United Kingdom - Cwt.	2,865	2,982	6,229	1,510	3,352	33,571	42,815	82,927	15,274	42,608
Austria-Hungary	1,430	1,656	2,922	2,065	1,554	20,009	26,141	42,721	29,242	21,606
France	273	479	525	593	129	4,036	7,266	7,308	8,252	1,858
Russia	1,199	2,312	1,502	564	355	8,632	17,632	11,680	6,096	4,115
Egypt	2,572	3,232	1,430	1,687	1,157	34,403	44,640	17,731	20,949	14,261
United States	1,027	1,315	1,687	1,138	604	13,497	18,504	22,058	13,098	7,982
Japan	1,012	68	379	441	233	13,301	725	4,708	5,325	2,701
Persia	2,360	1,411	922	241	483	31,789	15,299	10,342	3,218	5,855
Turkey, Asiatic* — Levant and Black Sea	4,790	2,740	1,237	1,288	1,632	68,055	40,188	19,182	17,320	22,826
Persian Gulf	—	—	1,426	1,434	1,165	—	—	20,040	17,762	14,078
Other Countries	533	744	896	876	275	7,101	10,319	11,748	10,317	4,033
TOTAL, Indigo	18,061	16,939	19,155	11,857	10,939	234,544	223,529	250,535	146,755	141,938
Myrobalans (III. F.):										
United Kingdom - Cwt.	644,534	681,112	466,829	686,980	504,001	160,229	173,033	123,500	182,478	142,683
Austria-Hungary	43,646	43,112	46,842	39,647	37,302	13,373	14,091	13,008	13,438	13,577
Belgium	148,254	211,433	147,757	142,422	136,028	48,302	65,156	44,793	47,280	45,000
France	34,151	38,707	32,697	51,803	40,814	10,518	11,870	9,220	17,155	12,347
Germany	242,787	304,842	233,039	228,634	270,787	74,064	96,605	68,704	80,797	89,814
Italy	7,890	20,109	14,459	25,948	15,436	2,251	5,811	3,892	7,382	4,785
Russia	25,704	32,324	19,980	10,188	20,731	8,614	9,737	5,710	3,523	6,915
United States	307,390	298,383	224,053	191,656	187,288	78,596	79,270	54,279	54,901	56,982
Australia	8,787	22,365	15,222	16,047	10,597	2,787	7,435	4,949	5,742	3,420
Other Countries	3,961	6,508	12,783	4,430	13,430	1,294	2,169	3,266	1,579	3,418
TOTAL, Myrobalans	1,467,104	1,658,895	1,233,661	1,397,755	1,236,394	400,028	465,097	333,520	414,280	379,026
Safflower (III. F.) - Cwt.	1,850	4,135	4,288	4,250	3,983	3,020	6,174	6,044	4,273	3,960
Turmeric (III. F.):										
United Kingdom - Cwt.	12,134	11,354	14,699	14,624	9,883	7,800	8,704	14,122	13,447	7,262
France	8,354	5,228	8,267	11,481	10,960	5,264	3,138	6,006	9,019	6,040
Germany	6,735	5,411	9,612	10,076	13,352	3,996	3,283	7,222	8,268	11,306
Russia	1,741	4,048	8,222	4,232	9,788	1,482	4,250	8,957	4,147	7,900
United States	7,881	6,071	4,399	6,071	5,116	5,368	4,423	3,267	4,962	3,953
Aden	3,317	3,330	3,982	6,105	4,899	2,685	2,811	3,864	5,549	4,452
Ceylon	8,343	8,610	9,277	10,051	10,589	5,366	5,710	8,250	7,968	6,842
Persia	2,357	2,066	4,042	3,292	5,088	1,940	1,878	4,031	3,534	5,295
Straits Settlements	12,185	6,908	7,105	10,192	8,934	6,778	5,093	5,919	7,845	5,732
Turkey, Asiatic* — Persian Gulf*	4,673	5,269	5,507	3,506	5,977	3,701	4,958	6,277	3,823	6,130
Other Countries	12,214	13,552	17,195	19,213	25,441	8,988	11,849	16,944	17,810	21,539
TOTAL, Turmeric	79,934	71,847	92,307	98,843	115,027	53,368	57,352	84,959	86,370	87,450
Other Sorts (including Lac Dye) (III. F.)	36,329	32,460	33,243	32,693	42,117	14,443	12,031	12,199	14,070	18,284
TOTAL, Dyeing and Tanning Substances	1,644,068	1,875,323	1,463,661	1,614,149	1,467,319	750,517	875,624	773,790	736,847	683,526
Earthenware and Porcelain (excluding Pipes of Earthenware) (III. H.)	—	—	—	—	—	3,111	2,761	2,619	2,221	2,258

* Figures prior to 1911-12 relate to the whole of Asiatic Turkey.

Exports of Principal Articles of Indian Produce and Manufactures, distinguishing
Principal Countries to which Exported—continued.

ARTICLES AND COUNTRIES.	QUANTITIES.					VALUE.				
	1909-10.	1910-11.	1911-12.	1912-13.	1913-14.	1909-10.	1910-11.	1911-12.	1912-13.	1913-14.
*Fibre for Brushes and Brooms (II. J.):						£	£	£	£	£
United Kingdom - Cwt.	—	8,812	19,634	18,078	10,471	—	10,790	21,274	23,478	13,985
Belgium - - - - - "	—	20,799	23,330	24,516	25,527	—	21,804	25,027	24,861	26,678
Germany - - - - - "	—	25,206	34,349	31,989	31,228	—	25,816	35,985	32,198	32,609
Holland - - - - - "	—	3,834	6,505	5,465	7,820	—	4,137	6,868	6,148	10,094
Other Countries - - - "	—	5,523	6,337	6,996	5,394	—	5,487	6,404	6,963	5,731
"	—	64,174	90,155	87,039	80,440	—	67,974	95,558	93,648	89,097
Fish (excluding Canned Fish):										
Fish, Dry, Unsalted (I. A.):										
Ceylon - - - - - Cwt.	28,182	46,202	52,877	33,621	46,316	15,245	26,761	30,708	20,463	31,763
Other Countries - - - "	13,194	12,736	12,269	9,390	8,616	9,518	9,817	9,586	8,827	8,719
"	41,376	58,938	65,146	43,011	54,932	24,763	36,578	40,294	29,290	40,482
Fish, Dry, Salted (I. A.):										
Ceylon - - - - - Cwt.	156,745	198,878	191,832	178,489	184,133	115,005	143,906	146,459	138,098	140,587
Other Countries - - - "	2,736	1,854	1,523	12,697	527	2,148	1,584	1,244	9,298	587
"	159,491	195,737	193,355	191,186	184,660	117,153	145,490	147,703	147,396	141,154
Fishmaws and Sharkfins (I. A.):										
United Kingdom - Cwt.	1,897	1,500	2,004	1,803	1,642	23,644	18,301	27,467	23,349	20,612
United States - - - "	170	850	118	282	99	1,467	8,483	1,242	3,573	1,329
China, Hong-Kong - - - "	6,236	5,864	3,563	2,952	3,993	44,932	46,739	25,807	20,493	27,640
Straits Settlements - - - "	2,850	3,079	2,906	3,090	3,494	20,339	21,569	20,946	23,630	26,075
Other Countries - - - "	108	13	43	190	166	198	117	432	2,407	1,936
"	11,261	11,306	8,634	8,317	9,394	90,580	95,209	75,894	73,457	77,593
Fish, Wet, Salted (Ngapi) (I. A.) - - - - - Cwt.	278	868	1,862	1,035	3,416	132	342	927	542	2,365
TOTAL, Fish (excluding Canned Fish) - - - - - "	212,406	266,839	269,997	243,499	252,402	232,628	277,619	264,818	250,635	261,584
Fodder, Bran and Pollards (excluding Oilcake):										
†Bran and Pollards (IV.):										
United Kingdom - Tons	101,978	118,113	119,426	122,313	121,383	262,394	296,391	323,593	368,059	253,809
Germany - - - - - "	47,962	32,721	74,796	56,502	44,978	120,840	84,206	203,627	165,587	95,957
Sweden - - - - - "	0	148	0	1,700	3,145	0	427	0	4,122	7,275
Mauritius - - - - - "	0	0	0	1,980	1,670	0	0	0	8,466	7,444
Ceylon - - - - - "	51	121	120	2,584	3,291	130	259	260	11,521	12,989
China, Hong-Kong - - - "	3,262	4,241	4,479	4,248	1,095	4,398	4,890	7,665	10,651	1,876
Straits Settlements - - - "	26,167	33,002	34,029	37,515	44,443	54,830	64,083	93,045	120,006	90,091
Other Countries - - - "	991	598	387	2,131	1,989	1,983	1,793	1,288	10,603	9,339
"	180,411	188,939	233,237	228,971	221,994	444,385	454,049	629,428	699,015	473,780
Other Sorts (IV.):										
Germany - - - - - Cwt.	30,285	41,270	214,261	144,130	65,546	6,012	5,870	39,033	30,101	9,966
Philippines - - - - - "	7,115	3,975	5,631	14,601	9,749	2,680	1,412	1,979	4,915	3,319
Straits Settlements - - - "	51,016	52,901	52,592	43,066	36,971	18,518	17,323	16,638	14,445	12,303
Other Countries - - - - - "	104,316	97,308	146,684	26,730	41,784	26,111	21,826	33,092	8,188	11,701
"	192,652	195,454	419,168	228,527	154,050	53,321	46,431	90,792	57,649	37,289
TOTAL, Fodder, Bran and Pollards (excluding Oilcake) - - - - - }	—	—	—	—	—	497,706	500,480	720,220	756,664	516,069
Fruits and Vegetables:										
Fresh Fruits and Vegetables:										
Fresh Fruits:										
Coconuts (I. B.) - No.	297,108	593,021	464,165	531,684	344,111	1,044	1,780	1,404	1,853	1,517
Others (I. B.) - - - - - "	—	—	—	—	—	2,285	3,386	3,816	4,485	5,349
Fresh Vegetables of all kinds (I. B.):										
Ceylon - - - - - - - - -	—	—	—	—	—	63,437	75,954	76,419	91,987	90,137
China, Hong-Kong - - - - -	—	—	—	—	—	7,145	4,700	3,428	3,964	5,018
Straits Settlements - - - - -	—	—	—	—	—	41,436	53,484	57,524	70,802	82,433
Other Countries - - - - -	—	—	—	—	—	12,802	12,076	17,437	14,797	15,173
"	—	—	—	—	—	124,820	146,214	154,808	181,550	192,766
TOTAL, Fruits and Vegetables (fresh) - - - - - }	—	—	—	—	—	128,149	151,380	160,028	187,893	199,632

* Separately recorded from August 1910.

† Figures prior to 1912-13 represent "Rice-bran."

Exports of Principal Articles of Indian Produce and Manufactures, distinguishing Principal Countries to which Exported—continued.

ARTICLES AND COUNTRIES.	QUANTITIES.					VALUR.				
	1909-10.	1910-11.	1911-12.	1912-13.	1913-14.	1909-10.	1910-11.	1911-12.	1912-13.	1913-14.
Fruits and Vegetables—cont.										
Dried, Salted or Preserved (L. B.):						£	£	£	£	£
United Kingdom - Cwt.	8,306	8,817	10,799	5,903	8,986	11,947	10,674	16,295	5,643	15,934
Belgium - - - - - "	929	2,120	2,342	1,349	2,732	1,355	2,182	2,467	1,800	5,254
France - - - - - "	9,765	9,874	14,310	9,857	19,066	15,578	18,489	26,849	18,039	44,405
Germany - - - - - "	7,847	10,501	16,519	14,108	18,131	9,346	8,059	18,073	20,653	39,364
Holland - - - - - "	248	1,070	6,266	1,317	8,390	154	448	2,394	605	6,747
Italy - - - - - "	17,088	20,648	17,020	12,680	5,963	6,698	8,339	7,770	5,509	5,485
Egypt - - - - - "	15,891	20,523	22,284	31,609	13,720	5,883	7,940	7,596	7,579	5,540
United States - - - - - "	3,054	7,851	6,917	3,874	4,770	6,269	16,553	13,477	8,992	12,531
States in Arabia other than Muscat Territory and Trucial Oman "	11,613	20,716	29,557	17,151	17,408	5,406	9,473	11,798	8,185	9,118
Ceylon - - - - - "	23,707	23,084	33,581	27,085	46,214	8,705	7,969	9,523	7,586	19,397
China, Hong-Kong - - - - - "	230	1,177	1,915	4,728	4,501	383	1,989	2,935	7,817	6,090
Straits Settlements - - - - - "	34,000	50,427	56,173	55,273	48,556	11,594	16,845	19,223	20,508	21,921
Turkey, Asiatic: Persian Gulf* - - - - - "	17,790	19,139	16,922	19,204	12,963	6,683	6,467	5,671	5,809	6,450
Other Countries - - - - - "	21,351	24,388	32,127	29,670	27,334	9,522	11,447	13,138	11,225	15,194
	176,869	225,335	266,732	216,788	238,734	99,321	126,354	157,210	130,733	213,150
TOTAL, Fruit and Vegetables						227,670	278,234	317,238	318,020	412,762
Furniture and Cabinet-Ware (III. G.):										
United Kingdom - - - - - "						12,019	12,495	20,649	14,728	12,107
Other Countries - - - - - "						11,129	12,110	16,207	16,350	16,203
						23,148	24,605	36,856	31,078	28,310
Glass and Glassware (III. H.) -						5,122	7,910	10,433	11,455	10,520
Grain, Pulse, and Flour:										
Barley (I. C.):										
United Kingdom - Cwt.	247,596	212,065	3,494,702	5,814,017	2,991,786	67,954	54,172	873,948	1,737,542	817,592
Belgium - - - - - "	19,001	4,500	823,909	2,593,064	525,749	5,163	1,265	214,684	788,533	145,203
Denmark - - - - - "	0	0	0	87,000	0	0	0	0	27,950	0
France - - - - - "	9,000	0	44,400	420,429	179,608	2,529	0	11,597	122,308	49,974
Germany - - - - - "	64,450	19,000	1,180,383	3,224,102	22,957	17,769	5,244	326,353	980,134	6,816
Holland - - - - - "	0	0	16,000	112,602	1,976	0	0	4,100	84,308	494
United States - - - - - "	0	0	63,929	0	0	0	0	17,232	0	0
Egypt - - - - - "	1,020	333	203,585	14,098	60,358	280	89	48,560	4,904	10,407
Persia - - - - - "	67,501	11,794	0	1,269	1,034	18,116	3,022	382	382	307
Other Countries - - - - - "	40,317	19,222	11,652	31,951	24,540	10,779	5,192	3,471	9,624	7,157
	448,885	266,914	5,848,560	12,303,532	3,808,006	122,580	68,984	1,497,985	3,705,451	1,043,799
Gram (I. C.):										
United Kingdom - Cwt.	705,924	305,048	2,521,141	697,767	239,025	189,167	70,840	648,433	187,957	60,130
Belgium - - - - - "	4,000	0	346,458	138,870	8,911	1,067	0	93,450	30,844	2,574
France - - - - - "	160,681	392,504	1,481,930	698,049	766,178	43,931	96,530	387,719	180,440	218,593
Germany - - - - - "	16,013	4	2,097,670	1,008,075	146,362	4,805	1	564,244	270,253	40,865
Holland - - - - - "	0	0	114,275	62,000	0	0	0	29,511	17,271	0
Italy - - - - - "	0	0	35,830	59,161	0	0	0	8,363	15,024	0
Sweden - - - - - "	0	0	30,464	0	0	0	0	8,124	0	0
Egypt - - - - - "	36,620	53,289	90,585	46,826	56,568	15,270	16,182	27,231	19,277	25,150
Mauritius - - - - - "	35,870	42,055	47,576	41,161	34,994	11,935	12,500	13,197	12,125	11,289
United States - - - - - "	0	0	29,981	0	0	0	0	6,473	0	0
Aden - - - - - "	14,800	6,625	7,896	9,154	13,002	6,918	2,387	3,057	3,004	5,116
Ceylon - - - - - "	49,358	67,007	75,222	87,068	72,407	16,714	19,901	23,041	26,776	22,230
Straits Settlements - - - - - "	16,318	20,778	32,413	36,822	34,229	5,924	6,397	10,730	13,274	12,131
Other Countries - - - - - "	30,352	21,704	23,399	13,431	19,658	12,508	6,837	8,177	5,235	8,096
	1,069,936	909,012	6,934,940	2,896,384	1,391,934	306,639	231,575	1,831,759	794,120	415,104
Jawar and Bajra (I. C.):										
United Kingdom - Cwt.	402,294	255,887	54,980	6,007	74,771	86,009	51,211	10,222	1,435	19,885
Belgium - - - - - "	22,051	11,007	16,068	4,000	23,989	4,593	2,340	3,105	1,030	6,134
Germany - - - - - "	27,000	989	2,015	1,045	2,000	5,355	267	364	268	476
United States - - - - - "	496	794	7,798	403	22,738	141	144	1,640	121	5,916
Egypt - - - - - "	2,515	279	5,128	118,530	258,527	655	86	1,445	37,925	91,816
Zanzibar and Pemba - - - - - "	11,275	25,043	28,850	15,167	15,922	3,667	7,168	8,906	4,896	4,846
Italian East Africa - - - - - "	8,308	10,158	11,892	93,921	335,844	2,333	2,841	3,550	33,940	127,489
Portuguese East Africa - - - - - "	4,710	8,225	8,037	14,219	11,455	1,675	2,790	2,764	5,217	4,406
Aden - - - - - "	100,383	61,471	151,759	212,767	548,964	30,685	17,708	48,147	76,850	185,583
Muscat Territory and Trucial Oman - - - - - "	101,372	52,622	25,729	20,682	51,272	28,717	13,444	7,172	6,031	17,403
Other States in Arabia - - - - - "	34,131	63,949	101,434	112,350	185,964	10,243	18,266	30,869	37,434	62,725
Turkey, Asiatic: Red Sea* - - - - - "	90,262	6,843	8,677	19,494	122,992	25,972	1,337	2,422	6,257	30,695
Other Countries - - - - - "	21,552	21,787	23,791	19,244	31,546	6,626	6,277	6,948	6,492	9,709
	826,349	519,054	446,158	637,829	1,685,884	206,081	124,377	127,563	218,514	576,164
†Maize (I. C.):										
United Kingdom - Cwt.				374,072	42,999				92,725	9,777
Belgium - - - - - "				74,042	3,464				20,786	856
Japan - - - - - "				22,853	2,157				5,355	601
Other Countries - - - - - "				59,666	8,993				17,995	2,722
				530,618	57,613				136,861	13,999

* Figure prior to 1911-12 relate to the whole of Asiatic Turkey.

† Separately recorded from April 1912.

Exports of Principal Articles of Indian Produce and Manufactures, distinguishing Principal Countries to which Exported—continued.

ARTICLES AND COUNTRIES.	QUANTITIES.					VALUE.				
	1909-10.	1910-11.	1911-12.	1912-13.	1913-14.	1909-10.	1910-11.	1911-12.	1912-13.	1913-14.
Grain Pulse, and Flour—cont.						£	£	£	£	£
Oats (I. C.) - Cwt.	16,007	5,096	15,682	19,245	9,394	4,748	1,611	4,340	6,272	3,391
Pulse (I. C.):										
United Kingdom - Cwt.	698,920	1,302,436	2,304,805	1,626,676	1,052,575	191,654	305,779	522,575	403,850	284,979
Belgium - "	98,140	132,779	729,594	398,108	65,962	25,320	30,571	173,326	97,580	17,133
France - "	115,594	143,181	6,145	502	13	30,213	29,077	1,315	185	8
Germany - "	70,807	68,298	1,526,112	498,879	136,056	20,781	17,278	340,929	123,699	38,298
Holland - "	7,006	4,001	86,006	605,421	103,467	1,880	955	22,028	147,039	25,169
Egypt - "	4,866	9,002	68,420	8,567	24,460	2,078	3,760	16,000	3,495	10,377
Mauritius - "	98,118	117,523	162,507	120,204	108,373	39,121	41,685	57,876	46,776	44,238
Natal - "	30,123	34,422	55,134	52,201	35,493	13,409	14,087	15,143	21,814	16,360
Réunion - "	0	0	17,643	1,286	13,611	0	0	5,499	516	5,059
German East Africa - "	5,346	5,577	8,731	9,474	10,510	2,795	2,724	3,910	4,664	5,206
Portuguese East Africa - "	6,146	3,908	4,135	23,290	4,805	2,514	1,845	1,984	8,423	2,548
British West Indies - "	20,054	30,731	23,257	27,752	21,435	7,861	10,818	8,191	11,476	9,585
British Guiana - "	21,387	26,869	23,916	32,507	27,953	8,365	9,259	8,462	13,216	12,142
Aden - "	10,567	9,483	13,922	11,745	16,015	4,734	4,027	5,853	4,964	7,061
Ceylon - "	132,579	249,578	203,360	230,801	198,282	49,721	91,277	71,710	84,776	73,999
China, Hong-Kong - "	19,214	34,912	27,229	6,775	5,836	5,348	9,360	6,815	2,647	2,011
Japan - "	15,411	94,717	41,445	160,100	199,173	4,031	25,292	10,305	48,133	51,768
Straits Settlements - "	123,544	146,561	127,471	162,111	174,324	44,670	50,966	44,009	61,417	65,496
Turkey, Asiatic: Red Sea* - "	12,788	9,831	5,277	12,420	18,239	6,245	3,099	1,608	4,492	7,650
Australia - "	6,432	11,907	9,332	16,081	15,188	1,861	3,168	2,804	5,111	5,125
Other Countries - "	31,956	50,088	73,744	56,300	60,805	13,508	19,493	25,939	24,617	26,727
	1,528,997	2,485,654	5,518,185	4,061,200	2,292,565	476,129	674,520	1,346,281	1,118,910	711,009
Rice in the Husk (I. C.):										
Ceylon - Cwt.	808,911	690,741	678,021	649,165	593,321	159,013	140,279	143,080	154,420	135,093
Straits Settlements - "	303	405	416,876	262,146	69	57	57	97,447	68,014	14
Other Countries - "	696	2,748	10,371	27,574	16,337	164	754	2,073	7,731	2,928
	809,910	693,894	1,105,268	938,885	609,727	159,234	141,090	242,600	225,165	138,035
Rice not in the Husk (I. C.):										
United Kingdom - Cwt.	2,848,092	3,518,957	2,740,311	3,519,532	3,228,189	842,944	1,022,367	932,847	1,305,163	1,129,677
Austria-Hungary - "	3,708,749	3,393,047	3,231,093	3,548,974	4,228,847	990,735	994,695	1,048,980	1,230,959	1,370,032
Belgium - "	739,728	865,265	779,271	1,284,515	432,369	189,226	275,915	298,984	469,466	129,943
Denmark - "	0	99,897	0	0	0	0	24,225	0	0	0
France - "	216,794	222,209	202,638	344,887	478,576	53,928	70,968	66,030	116,174	152,972
Germany - "	6,669,951	6,569,498	6,619,072	8,285,004	6,317,901	1,860,025	1,958,884	2,330,691	3,133,230	2,096,054
Holland - "	4,124,894	4,521,016	4,569,344	4,125,631	6,674,632	1,084,585	1,262,998	1,377,426	1,446,422	2,026,221
Italy - "	402,298	116	2,205	2,245	18,002	90,916	44	943	905	6,110
Norway - "	24,200	0	18,000	19,999	28,200	6,866	0	6,451	8,462	9,680
Roumania - "	310,390	425,959	284,980	407,376	641,537	72,864	105,215	85,894	141,546	204,652
Russia - "	148,322	0	192,891	78,741	126,550	38,671	0	56,740	32,074	38,462
Sweden - "	100,000	341,086	76,698	342,435	501,966	30,333	88,817	21,475	113,287	150,742
Turkey in Europe - "	27,544	11,500	7,072	5	0	8,650	4,400	2,831	3	0
Africa, East, German - "	183,151	208,592	496,182	275,654	270,498	63,413	83,533	189,883	116,829	96,911
" " Italian - "	47,953	36,210	34,269	56,864	38,897	17,557	12,008	13,377	25,211	17,777
" " Portu- guese - "	153,123	161,848	218,707	278,217	197,967	57,041	61,260	91,219	137,087	86,908
Africa, West, Portu- guese - "	0	8,242	17,734	0	34,975	0	3,550	8,432	0	0
Cape Colony - "	107,945	71,633	114,437	130,239	91,668	42,839	28,467	43,481	58,542	41,151
East African Protec- torate - "	127,776	137,177	176,281	148,963	145,958	51,477	61,259	75,890	68,041	63,190
Egypt - "	1,580,187	1,445,408	595,379	717,322	1,077,684	493,601	446,061	213,025	269,937	371,097
Mauritius - "	901,873	1,146,522	1,352,293	1,150,504	1,026,882	374,163	484,250	578,073	532,696	508,268
Natal - "	330,028	330,057	380,164	436,463	383,376	148,267	134,028	161,147	207,277	204,335
Réunion - "	51	2,608	376,085	170,350	58,549	23	950	147,855	82,436	25,878
Seychelles - "	49,255	46,694	47,698	43,014	45,068	19,218	18,617	20,725	19,155	17,053
Somaliland, British - "	94,520	62,241	96,681	77,310	41,632	40,802	24,917	43,094	35,786	21,010
Zanzibar and Pemba - "	333,560	377,272	431,600	265,580	382,124	140,226	170,918	187,613	124,633	147,555
Canada - "	0	293	120,397	16,523	162,990	0	147	26,728	8,889	47,615
United States - "	4,088	5,239	3,728	23,244	7,982	2,709	2,949	1,797	8,954	4,560
British West Indies - "	65,413	175,286	240,282	229,665	90,238	23,908	58,528	88,223	98,848	43,685
French - "	24,649	30,674	71,064	88,103	59,960	10,871	11,406	27,945	33,894	31,322
Cuba - "	51,134	22,549	91,994	31,484	182,977	30,062	12,839	42,417	16,158	81,581
Argentine Republic - "	248,686	295,195	266,574	219,016	349,135	64,141	77,718	74,607	63,743	98,329
Brazil - "	15	115,098	0	0	0	0	0	0	0	0
Chile - "	161,690	173,644	31,584	111,062	87,513	48,479	50,352	11,360	37,797	30,409
Aden - "	350,937	324,050	464,673	390,340	362,263	149,078	130,208	206,117	179,061	164,205
Bahrain Islands - "	376,897	359,528	374,145	340,477	406,868	163,672	157,438	169,078	155,796	201,474
Celebes and other Islands - "	47,512	82,242	112,762	146,921	112,826	13,446	25,164	38,838	54,828	37,306
Ceylon - "	5,290,399	6,545,442	6,941,537	6,979,190	6,701,170	2,204,781	2,725,802	2,942,364	3,188,629	3,162,450
China, Hong-Kong - "	101,863	291,097	195,418	389,383	318,041	18,014	63,402	52,277	134,959	88,058
Treaty Ports - "	35,303	473,198	408,481	252,601	91,833	9,013	138,070	140,037	91,574	29,865
Federated Malay States - "	4,019	8,079	19,358	50,617	27,272	2,030	3,488	8,426	25,308	14,143

* Figures prior to 1911-12 relate to the whole of Asiatic Turkey.

Exports of Principal Articles of Indian Produce and Manufactures, distinguishing Principal Countries to which Exported—continued.

ARTICLES AND COUNTRIES.	QUANTITIES.					VALUE.				
	1909-10.	1910-11.	1911-12.	1912-13.	1913-14.	1909-10.	1910-11.	1911-12.	1912-13.	1913-14.
Grain, Pulse, and Flour—cont.										
Rice not in the Husk (I. C.)—cont.						£	£	£	£	£
Japan - - - Cwt.	261,356	1,232,348	2,818,448	4,824,639	3,212,912	69,213	371,373	1,184,286	1,811,475	1,076,886
Java - - - "	2,061,899	5,162,193	5,558,779	3,193,569	788,232	582,420	1,655,975	2,139,909	1,246,070	361,158
Maldives - - "	13,482	15,721	14,059	16,827	11,762	4,772	5,542	5,505	7,489	5,391
Muscat Territory and Trucial Oman - - "	430,689	491,144	405,897	208,041	619,689	190,049	214,605	183,919	98,203	313,649
Other States in Arabia - - "	14,847	16,296	35,093	61,696	208,131	5,514	6,590	16,618	29,508	100,179
Persia - - - "	148,109	114,630	109,830	170,490	256,900	66,162	44,766	48,559	79,609	123,492
Philippines - - "	87,465	180,000	380,309	521,371	0	25,881	52,853	186,601	313,013	0
Straits Settlements - - "	4,052,811	5,834,318	7,313,987	7,925,446	5,691,786	1,141,507	1,734,151	2,770,316	3,349,850	1,915,029
Sumatra - - - "	360,405	259,996	189,350	107,028	112,392	107,913	83,901	67,037	40,690	36,107
Turkey, Asiatic*—										
Levant and Black Sea - - - "			1,062,915	880,088	790,515			381,882	327,645	260,182
Red Sea - - - "	656,774	653,780	329,127	607,768	605,590	270,125	323,785	119,497	371,058	295,580
Persian Gulf - - - "			191,091	103,442	225,045			70,873	47,306	101,157
Australia - - - "	292,808	417,999	484,281	669,918	414,254	72,613	117,126	155,741	228,055	124,167
Fiji Islands - - - "	4,846	10,816	67,573	22,860	8,058	1,815	3,955	25,112	9,898	3,731
Other Countries - - - "	16,623	14,435	10,838	27,710	21,373	5,445	5,376	4,586	12,153	9,044
	38,395,103	47,302,837	51,372,159	54,324,402	48,397,253	12,002,429	15,340,685	19,124,081	21,478,765	17,590,882
Rice Flour (I. C.) - - Cwt.	3,722	5,859	2,788	3,126	3,188	1,674	2,362	1,215	1,451	1,405
Wheat (I. C.):										
United Kingdom - - Cwt.	17,639,409	20,839,706	20,655,143	23,704,912	15,674,928	7,101,489	7,118,542	6,741,190	8,380,422	5,094,757
Belgium - - - "	2,420,926	1,186,749	3,714,349	3,680,299	2,785,457	975,824	405,921	1,201,287	1,280,708	1,010,296
France - - - "	344,353	2,805,059	1,455,373	2,707,214	3,249,662	140,614	938,011	402,024	1,011,830	1,160,338
Denmark - - - "	0	0	0	26,000	241,640	0	0	0	8,607	83,447
Germany - - - "	169,740	116,700	379,505	457,726	501,509	68,143	40,400	124,221	159,211	187,042
Holland - - - "	46,000	0	61,000	63,160	19,200	18,400	0	10,007	22,031	3,478
Italy - - - "	182,505	74,510	325,016	2,041,830	775,232	75,586	28,017	109,208	737,300	287,817
Norway - - - "	0	0	0	116,058	0	0	0	0	38,086	0
Spain - - - "	10,000	6,000	0	0	196,614	4,333	2,000	0	0	71,694
Sweden - - - "	0	171,800	252,530	203,985	217,378	0	57,267	80,526	68,662	82,190
Egypt - - - "	486	4,792	290,145	58,541	33,421	193	1,400	91,155	22,372	12,032
Aden - - - "	12,333	10,956	9,838	13,186	14,856	5,960	5,446	4,722	6,399	7,398
Bahrein Islands - - - "	22,962	2,670	1,357	9,173	36,813	9,676	967	437	3,404	14,486
China, Hong-Kong - - - "	15,830	14,167	20,628	22,683	23,859	6,979	4,476	6,898	8,578	9,376
Algeria - - - "	0	0	0	0	38,000	0	0	0	0	13,000
Muscat Territory and Trucial Oman - - - "	33,516	15,508	2,324	21,049	45,777	13,762	5,937	891	8,000	16,142
Other States in Arabia - - - "	664	38,119	82,130	47,331	31,981	811	18,417	16,310	24,706	17,293
Persia - - - "	25,283	5,882	200	5,420	14,745	10,622	2,182	65	2,045	5,811
Turkey, Asiatic*—										
Red Sea - - - "	72,418	12,504	452	1,099	76,182	33,011	5,772	165	430	30,006
Persian Gulf - - - "			0	20	37,483			0	11	15,526
Other Countries - - - "	15,159	17,895	23,334	24,108	31,373	7,823	9,005	10,222	11,206	14,312
	21,011,484	25,929,017	27,223,324	33,203,742	24,044,105	8,472,726	8,638,820	8,898,972	11,795,816	8,755,571
Wheat Flour (I. C.):										
United Kingdom - - Cwt.	8,388	24,892	61,922	83,473	80,649	3,605	8,363	27,574	43,931	31,315
Egypt - - - "	25,110	60,398	119,270	367,999	466,957	14,565	32,103	65,718	186,793	247,674
Germany - - - "	10,000	9,350	8,062	22	15,522	4,444	3,920	3,227	5	6,471
Africa, East German - - - "	15,381	17,612	32,192	44,539	42,950	9,127	9,997	16,542	22,081	22,237
East African Protectorate - - - "	29,098	39,689	43,714	58,339	81,329	16,214	22,700	22,969	29,008	41,769
Mauritius - - - "	100,158	94,125	148,201	124,725	116,086	56,827	46,340	69,407	60,720	57,705
Zanzibar and Pemba - - - "	15,454	20,161	26,540	25,343	31,967	9,054	11,950	13,766	13,178	17,093
Aden - - - "	106,937	114,095	140,862	213,086	160,220	62,839	62,652	75,066	117,268	90,093
Bahrein Islands - - - "	10,864	7,513	9,224	9,932	12,262	5,649	3,447	4,192	4,699	5,905
Ceylon - - - "	120,127	132,992	156,064	165,025	144,950	71,287	70,711	84,783	92,671	79,366
Muscat Territory and Trucial Oman - - - "	18,257	15,903	10,692	19,916	21,766	8,790	7,016	4,627	9,121	10,632
Other States in Arabia - - - "	901	159,657	169,279	133,582	76,980	630	88,937	93,244	77,470	44,806
Persia - - - "	29,726	23,402	6,920	15,531	39,103	14,442	10,568	3,112	7,487	18,255
Straits Settlements - - - "	40,514	43,125	53,258	73,896	70,589	21,220	20,248	23,411	35,177	33,565
Turkey, Asiatic*—										
Red Sea - - - "	160,129	31,905	26,669	15,130	187,029	90,767	16,536	12,362	7,212	107,008
Persian Gulf - - - "			3,113	4,671	22,854			1,608	2,206	11,500
Other Countries - - - "	10,043	11,218	17,933	15,202	17,132	6,017	6,000	8,642	8,077	9,194
	701,082	805,087	1,030,915	1,370,401	1,588,245	395,877	420,978	530,850	717,795	834,008
Other Sorts (I. C.):										
United Kingdom - - Cwt.	944,060	287,151	1,710,090	1,241	1,922	209,778	56,473	405,250	400	620
Belgium - - - "	31,030	0	284,892	0	433	8,225	0	65,804	0	106
France - - - "	35,013	23,997	524,925	0	0	8,700	5,924	141,709	0	0
Germany - - - "	21,878	2,600	97,805	1,207	2,510	5,180	851	21,538	342	852
Holland - - - "	0	0	70,844	0	100	0	0	16,517	0	33
United States - - - "	0	2,000	54,411	0	0	0	400	11,748	0	0
Egypt - - - "	0	360	140,263	62	3	0	112	32,008	55	1
Other Countries - - - "	14,574	7,568	18,995	2,965	1,685	4,415	2,082	5,841	1,183	570
	1,046,555	323,676	2,902,225	5,475	6,653	236,208	65,842	700,815	1,989	2,182
TOTAL Grain, Flour, and Pulse - - -	65,858,080	78,640,050	102,400,104	110,296,839	83,894,567	22,385,025	25,716,844	34,306,261	40,291,100	31,094,279

* Figures prior to 1911-12 relate to the whole of Asiatic Turkey.

Exports of Principal Articles of Indian Produce and Manufactures, distinguishing
Principal Countries to which Exported—continued.

ARTICLES AND COUNTRIES.	QUANTITIES.					VALUE.				
	1909-10.	1910-11.	1911-12.	1912-13.	1913-14.	1909-10.	1910-11.	1911-12.	1912-13.	1913-14.
Gums and Resins:										
Arabic (II. B.):						£	£	£	£	£
United Kingdom - Cwt.	5,233	6,725	6,051	3,412	5,937	7,199	9,256	9,721	4,781	7,800
Belgium - "	10,411	15,978	8,575	3,508	6,770	10,979	19,716	12,157	5,181	9,433
France - "	4,557	4,962	2,811	2,369	3,714	4,228	5,857	3,714	2,855	4,242
Germany - "	7,451	11,024	19,454	15,571	15,680	8,559	14,382	28,490	21,395	20,573
United States - "	1,528	3,722	4,938	6,696	8,709	1,955	4,870	7,470	15,130	16,260
Other Countries - "	5,945	3,373	5,862	2,936	3,881	5,438	3,764	7,277	3,440	4,177
	35,125	45,784	47,681	34,487	44,691	33,358	57,845	68,829	50,782	62,485
Other Sorts (II. B.) - "	1,067	1,415	1,409	2,298	2,382	1,067	1,549	1,495	3,737	3,595
TOTAL, Gums, &c. - "	36,192	47,199	49,090	36,785	47,073	39,445	59,394	70,324	54,519	66,080
Hardware and Cutlery, including Plated Ware (III. E.):										
United Kingdom - "	—	—	—	—	—	3,837	3,238	4,900	2,913	3,420
Ceylon - "	—	—	—	—	—	5,252	6,296	7,303	7,342	8,192
Straits Settlements - "	—	—	—	—	—	3,451	2,352	3,153	7,883	15,010
Other Countries - "	—	—	—	—	—	11,321	16,776	19,663	22,169	20,142
	—	—	—	—	—	23,861	28,662	35,019	40,307	46,764
Hides and Skins, Raw:										
Hides, Raw:										
*Buffalo Hides (II. C.):										
United Kingdom - Cwt.	—	—	—	46,551	26,254	—	—	—	154,026	97,587
Austria-Hungary - "	—	—	—	58,276	91,736	—	—	—	235,301	446,211
Belgium - "	—	—	—	2,468	1,417	—	—	—	10,516	5,717
Bulgaria - "	—	—	—	2,966	1,241	—	—	—	11,256	5,538
France - "	—	—	—	6,646	3,232	—	—	—	20,735	9,607
Germany - "	—	—	—	22,148	30,785	—	—	—	86,713	134,812
Holland - "	—	—	—	25,968	32,485	—	—	—	101,035	140,676
Italy - "	—	—	—	10,921	7,150	—	—	—	40,899	28,355
Spain - "	—	—	—	8,721	667	—	—	—	14,205	2,525
Turkey, European - "	—	—	—	1,621	2,379	—	—	—	4,143	5,307
United States - "	—	—	—	143,766	114,476	—	—	—	546,985	514,085
Ceylon - "	—	—	—	4,272	3,810	—	—	—	7,005	6,169
Turkey, Asiatic; Le- vant and Black Sea - "	—	—	—	14,064	27,755	—	—	—	28,873	66,298
Other Countries - "	—	—	—	1,651	2,477	—	—	—	4,379	6,716
	—	—	—	345,037	345,864	—	—	—	1,266,071	1,469,113
*Cow Hides (II. C.):										
United Kingdom - Cwt.	—	—	—	35,076	62,819	—	—	—	137,051	62,810
Austria-Hungary - "	—	—	—	113,620	141,537	—	—	—	542,634	763,430
Belgium - "	—	—	—	18,850	20,435	—	—	—	89,677	91,169
Bulgaria - "	—	—	—	2,633	1,422	—	—	—	10,587	5,683
France - "	—	—	—	17,844	14,283	—	—	—	72,204	58,550
Germany - "	—	—	—	365,874	356,195	—	—	—	1,692,676	1,903,126
Holland - "	—	—	—	16,252	7,771	—	—	—	76,580	49,499
Italy - "	—	—	—	116,095	92,682	—	—	—	604,421	501,352
Roumania - "	—	—	—	1,524	2,109	—	—	—	6,379	8,626
Spain - "	—	—	—	57,798	41,865	—	—	—	309,222	254,753
Turkey in Europe - "	—	—	—	6,900	546	—	—	—	23,344	2,099
United States - "	—	—	—	69,434	36,820	—	—	—	364,891	171,991
Canada - "	—	—	—	5,247	8,978	—	—	—	25,183	48,018
Turkey, Asiatic; Le- vant and Black Sea - "	—	—	—	2,024	2,415	—	—	—	6,995	10,596
Other Countries - "	—	—	—	1,984	1,080	—	—	—	7,910	4,161
	—	—	—	831,200	743,037	—	—	—	3,969,754	3,987,007
*Calf Skins (II. C.):										
United Kingdom - Cwt.	—	—	—	1,394	913	—	—	—	6,551	4,624
Austria-Hungary - "	—	—	—	1,516	4,556	—	—	—	6,442	19,751
Germany - "	—	—	—	404	1,213	—	—	—	1,722	5,717
Holland - "	—	—	—	406	1,308	—	—	—	1,794	6,947
Italy - "	—	—	—	5,890	6,822	—	—	—	27,137	32,690
Spain - "	—	—	—	4,292	6,843	—	—	—	20,956	39,123
United States - "	—	—	—	14,921	4,076	—	—	—	58,220	11,723
Other Countries - "	—	—	—	817	385	—	—	—	3,830	1,559
	—	—	—	29,640	26,116	—	—	—	126,652	122,039
*Other Hides (II. C.) - Cwt.	—	—	—	3,172	780	—	—	—	9,930	2,479
Total Hides, Raw:										
United Kingdom - Cwt.	61,011	41,633	60,348	83,799	42,365	206,460	135,300	211,978	299,628	165,678
Austria-Hungary - "	141,896	170,299	219,892	173,772	237,829	603,312	729,437	939,047	786,057	1,229,392
Belgium - "	2,074	2,328	5,107	21,417	21,888	8,095	9,510	20,189	100,737	97,054
Bulgaria - "	2,661	6,749	14,253	5,649	2,603	11,100	22,945	48,009	21,843	11,231
France - "	8,199	6,584	17,508	25,594	17,885	32,805	28,088	48,564	96,727	69,435
Germany - "	338,541	341,433	342,053	389,429	368,409	1,353,839	1,440,550	1,494,164	1,783,521	2,044,062
Holland - "	14,676	14,121	15,161	42,624	41,564	60,428	60,065	54,372	179,409	197,022
Italy - "	94,003	118,776	102,290	133,184	106,805	487,214	599,030	491,937	673,645	563,064
Roumania - "	438	1,231	2,722	2,584	2,808	1,887	4,378	10,458	9,333	11,156
Spain - "	63,906	52,627	58,827	65,946	49,375	340,569	278,654	300,994	345,010	296,406

* Separately recorded from April 1912.

Exports of Principal Articles of Indian Produce and Manufactures, distinguishing Principal Countries to which Exported—continued.

ARTICLES AND COUNTRIES.	QUANTITIES.					VALUE.				
	1909-10.	1910-11.	1911-12.	1912-13.	1913-14.	1909-10.	1910-11.	1911-12.	1912-13.	1913-14.
Hides and Skins, Raw—cont.										
Total Hides, Raw—cont.						£	£	£	£	£
Turkey in Europe - Cwt.	2,579	10,816	11,933	8,521	2,925	7,077	36,200	41,752	27,487	7,406
Egypt - - - - - "	1,397	114	117	195	1,806	5,134	479	303	836	4,158
Canada - - - - - "	1,548	1,110	1,437	5,302	9,021	6,056	4,774	6,016	25,514	49,298
United States - - - - - "	74,757	48,326	59,146	228,281	155,372	238,992	160,053	227,574	970,796	697,804
Ceylon - - - - - "	967	183	790	4,305	3,810	2,078	442	1,537	7,084	6,160
Turkey, Asiatic: Le- vant and Black Sea* - - - - - "	25,823	33,371	31,037	16,089	30,170	59,437	80,976	78,680	35,808	76,804
Other Countries - - - - - "	2,732	2,355	2,796	2,389	1,252	8,126	6,954	9,728	9,362	4,400
	837,208	852,066	944,917	1,209,049	1,115,747	3,417,740	3,597,835	3,985,302	5,372,407	5,530,638
Skins, Raw :										
Goat Skins (II. C.):										
United Kingdom - Cwt.	37,225	41,132	38,837	56,287	40,259	177,027	164,121	133,766	205,671	138,924
Austria-Hungary - - - - - "	811	607	535	1,295	1,262	5,317	3,906	4,440	9,125	11,571
Belgium - - - - - "	4,880	1,536	4,399	5,598	8,935	16,448	5,753	13,384	13,773	47,528
France - - - - - "	27,947	37,471	26,472	35,659	22,717	172,798	214,488	142,439	181,863	123,308
Germany - - - - - "	7,781	7,724	7,924	12,504	11,118	53,151	46,848	48,235	76,900	70,340
Holland - - - - - "	12,700	17,405	16,624	21,390	23,551	79,587	88,980	97,984	127,221	157,219
Canada - - - - - "	1,906	3,229	1,041	2,390	990	13,729	15,432	7,837	10,868	6,172
United States - - - - - "	479,904	390,361	379,214	381,266	342,452	2,283,320	1,632,471	1,803,114	1,628,537	1,516,023
Australia - - - - - "	5,729	9,386	5,757	4,495	1,964	32,530	48,572	28,452	24,210	12,380
Other Countries - - - - - "	250	102	504	70	108	1,278	494	2,515	382	750
	579,133	508,953	481,307	520,954	453,356	2,835,185	2,221,104	2,082,156	2,278,616	2,065,132
Sheep Skins (II. C.):										
United Kingdom - Cwt.	848	172	642	1,081	1,599	4,914	1,052	2,928	5,625	9,417
Germany - - - - - "	1,047	4,234	2,523	714	1,676	4,707	19,501	12,710	3,185	6,904
Holland - - - - - "	806	338	1,392	458	291	3,510	1,036	5,151	1,747	1,233
United States - - - - - "	12,999	16,744	23,200	28,986	23,818	56,719	67,097	108,505	142,986	151,277
Other Countries - - - - - "	776	2,008	573	429	683	3,997	6,701	2,527	1,742	5,078
	16,476	23,496	28,330	31,668	33,067	73,847	95,967	126,821	155,285	173,000
Other Skins (II. C.):										
Austria-Hungary - Cwt.	925	1,539	1,659	336	0	5,569	6,466	5,817	1,011	0
Germany - - - - - "	167	985	678	79	0	571	3,911	2,254	235	0
Italy - - - - - "	4,057	4,510	4,358	444	0	22,599	23,173	18,311	2,044	0
Spain - - - - - "	2,274	2,507	2,613	389	0	15,681	12,961	18,742	2,404	0
United States - - - - - "	11,876	5,958	12,725	1,163	0	57,717	25,901	55,096	5,494	0
Other Countries - - - - - "	1,424	1,934	1,576	238	140	5,238	8,793	6,219	1,407	1,113
	20,723	17,433	23,609	2,649	140	107,375	81,205	101,430	13,975	1,113
TOTAL, Skins, Raw - - - - - "	616,332	549,882	533,246	555,271	486,563	3,016,407	2,398,206	2,310,416	2,447,576	2,200,244
TOTAL, Hides and Skins, Raw (excluding Cuttings of Hides and Skins, raw) - - - - - "	1,453,540	1,401,948	1,478,163	1,764,320	1,602,310	6,434,147	5,996,131	6,295,718	7,819,983	7,700,882
†Cuttings of Hides and Skins (Raw) (II. C.):										
United States - - - - - Cwt.	—	—	—	25,898	26,294	—	—	—	19,000	21,328
Other Countries - - - - - "	—	—	—	6,961	3,194	—	—	—	5,502	3,060
	—	—	—	32,859	29,488	—	—	—	25,501	24,394
TOTAL, Hides and Skins, Raw - - - - - "	1,453,540	1,401,948	1,478,163	1,797,179	1,631,798	6,434,147	5,996,131	6,295,718	7,845,484	7,815,276
Horns, Tips, and Pieces of Horn and Hornmeal (II. J.):										
United Kingdom - Cwt.	24,701	23,126	34,720	32,380	26,032	35,032	32,587	44,185	45,440	33,757
Belgium - - - - - "	11,002	11,700	9,489	21,128	13,416	14,710	23,175	20,234	40,818	21,023
France - - - - - "	32,439	31,963	22,475	30,562	22,472	64,445	81,779	60,592	62,906	39,350
Germany - - - - - "	9,274	13,462	15,531	15,498	17,044	8,018	13,532	15,096	13,121	10,471
Other Countries - - - - - "	11,460	4,623	2,932	1,189	855	7,021	5,263	4,097	1,756	1,407
	88,876	84,874	85,147	100,757	79,819	129,226	156,336	144,206	164,140	106,013
Instruments, Apparatus, and Appliances and Parts thereof (III. E.) - - - - - "	—	—	—	—	—	1,693	3,061	6,466	5,237	4,333
Ivory, Unmanufactured (II. J.) - - - - - Lb.	4,896	2,217	2,391	3,652	7,813	1,895	1,033	935	1,559	3,946
Ivory, Manufactured (III. P.) - - - - - "	—	—	—	—	—	304	136	118	55	652
Jadestone (III. P.):										
China, Hong Kong - Cwt.	3,519	2,726	978	1,716	2,864	69,900	57,840	18,260	15,967	26,630
Other Countries - - - - - "	48	11	16	38	0	1,591	157	237	283	7
	3,567	2,737	994	1,754	2,864	71,491	57,997	19,097	16,250	26,637

* Figures prior to 1911-12 relate to the whole of Asiatic Turkey.

† Separately recorded from April 1912.

Exports of Principal Articles of Indian Produce and Manufactures, distinguishing
Principal Countries to which Exported—continued.

ARTICLES AND COUNTRIES.	QUANTITIES.					VALUE.				
	1909-10.	1910-11.	1911-12.	1912-13.	1913-14.	1909-10.	1910-11.	1911-12.	1912-13.	1913-14.
Jewellery (excluding imitation Jewellery and Precious Stones and Pearls, unset), also Plate of Gold and Silver:						£	£	£	£	£
Jewellery (III. P.):										
United Kingdom - - -	—	—	—	—	—	13,124	2,199	94,512	1,164	5,786
Other Countries - - -	—	—	—	—	—	3,427	1,365	932	1,311	2,343
	—	—	—	—	—	16,551	3,564	95,444	2,475	8,129
Plate of Gold and Silver (III. P.)	—	—	—	—	—	6,970	5,116	5,643	7,877	5,751
TOTAL, Jewellery and Plate	—	—	—	—	—	23,521	8,680	101,087	10,352	13,880
Lac:										
Button (II. B.):										
United Kingdom - Cwt.	27,784	17,402	16,251	25,959	13,511	96,364	59,541	58,604	91,716	54,399
Austria-Hungary - "	1,661	1,353	1,595	1,240	795	5,668	4,374	5,475	4,152	2,809
France - - - - -	3,324	2,555	2,810	3,399	1,819	12,764	10,110	10,495	11,669	7,235
Germany - - - - -	6,792	5,961	5,913	7,246	3,653	22,014	18,333	18,510	25,721	14,174
United States - - -	8,168	2,469	1,508	1,047	252	26,057	7,816	4,853	3,831	1,151
Other Countries - - -	1,726	1,538	1,607	2,607	1,835	6,494	5,640	5,884	8,642	7,372
	49,455	31,278	29,684	41,498	21,865	169,351	105,814	103,821	145,741	87,140
Seed (II. B.):										
United Kingdom - Cwt.	1,112	3,696	4,492	3,377	5,686	3,805	15,469	15,881	11,354	19,941
Germany - - - - -	149	341	714	1,579	465	486	990	2,559	5,865	1,664
United States - - -	1	1,302	4,405	9,605	10,289	2	3,906	12,120	26,725	35,618
Other Countries - - -	0	37	62	771	657	0	83	191	2,388	1,752
	1,262	5,376	9,673	15,332	17,097	4,293	20,448	30,751	46,332	58,975
Shell (II. B.):										
United Kingdom - Cwt.	106,496	88,098	68,657	56,217	77,649	355,349	316,491	230,967	198,055	328,754
Austria-Hungary - "	11,854	8,186	12,915	8,564	5,974	42,209	28,495	42,496	29,957	24,102
Belgium - - - - -	4,548	1,187	4,110	2,328	977	16,403	4,098	13,454	7,952	3,933
France - - - - -	14,696	21,087	21,225	24,543	10,383	52,953	76,128	72,026	88,308	42,696
Germany - - - - -	75,538	57,787	77,653	53,883	37,929	285,199	207,222	260,270	185,552	153,807
Holland - - - - -	14,719	14,229	10,897	8,221	2,191	55,259	49,512	36,208	28,474	8,621
Italy - - - - -	3,131	2,914	3,790	1,579	1,551	11,689	10,078	13,409	5,710	5,731
Russia - - - - -	329	0	894	1,356	219	1,167	0	2,813	5,080	1,013
United States - - -	222,859	158,660	138,720	170,686	130,716	793,821	570,588	470,201	597,757	535,280
Japan - - - - -	1,567	1,745	6,433	3,963	4,054	7,602	7,370	23,285	14,302	17,179
Australia - - - - -	1,848	1,168	2,427	1,983	1,387	7,028	4,592	9,256	7,269	5,503
Other Countries - - -	3,471	2,879	3,454	2,841	2,327	14,164	11,577	13,029	10,334	10,257
	461,056	357,940	351,175	336,176	275,857	1,642,843	1,286,151	1,187,414	1,178,750	1,181,876
Stick (II. B.):										
United Kingdom - Cwt.	2,397	410	586	16,191	718	5,044	1,095	2,130	24,977	2,054
Other Countries - - -	3,811	836	1,010	437	478	6,551	1,793	2,016	626	1,395
	6,208	1,246	1,596	16,628	1,196	11,595	2,888	4,146	25,603	3,449
Other Kinds (excluding Lac Dye) (II. B.):										
Germany - - - - - Cwt.	18,675	20,873	17,843	10,365	10,716	10,762	9,931	8,238	6,277	13,161
United States - - -	18,012	4,112	14,227	2,500	11,695	8,661	2,018	6,520	1,680	14,281
Other Countries - - -	128	1,003	3,808	5,604	1,235	277	1,317	1,804	4,408	1,653
	36,815	25,788	35,878	18,529	23,646	19,700	13,266	16,562	12,455	29,095
TOTAL, Lac - - -	554,796	421,628	428,006	428,163	399,161	1,847,782	1,423,572	1,342,694	1,408,881	1,310,535
Leather:										
Hides, Tanned or Dressed:										
*Buffalo Hides (III. I.):										
United Kingdom - Cwt.	—	—	—	14,704	14,047	—	—	—	65,582	66,158
Egypt - - - - -	—	—	—	1,655	710	—	—	—	9,128	4,043
Other Countries - - -	—	—	—	645	788	—	—	—	3,902	4,926
	—	—	—	17,004	15,545	—	—	—	78,612	75,127
*Cow Hides (III. I.):										
United Kingdom - Cwt.	—	—	—	213,673	155,550	—	—	—	1,266,820	964,029
Other Countries - - -	—	—	—	1,756	2,833	—	—	—	11,180	18,625
	—	—	—	215,429	158,383	—	—	—	1,278,000	982,654

* Separately recorded from April 1912.

Exports of Principal Articles of Indian Produce and Manufactures, distinguishing Principal Countries to which Exported—continued.

ARTICLES AND COUNTRIES.	QUANTITIES.					VALUE.				
	1909-10.	1910-11.	1911-12.	1912-13.	1913-14.	1909-10.	1910-11.	1911-12.	1912-13.	1913-14.
Leather—cont.										
Hides, Tanned or Dressed—cont.						£	£	£	£	£
*Other Hides (III. I.):										
United Kingdom - Cwt.	—	—	—	698	90	—	—	—	5,727	714
Other Countries - " "	—	—	—	132	10	—	—	—	939	80
	—	—	—	830	100	—	—	—	6,666	794
Total Hides, Tanned or Dressed:										
United Kingdom - Cwt.	170,345	147,696	172,881	229,075	169,687	917,538	829,392	966,835	1,338,129	1,030,001
Germany - " "	3,246	0	0	0	1	15,943	0	0	0	4
Egypt - " "	2,059	1,720	1,524	1,665	774	10,966	9,411	8,634	9,183	4,505
United States - " "	1,353	131	7	150	861	7,290	735	40	827	4,506
Turkey, Asiatic: Levant and Black Sea†	350	543	636	451	1,077	—	—	4,266	2,770	7,138
Other Countries - " "	1,963	1,239	1,947	2,373	1,628	10,754	9,793	13,156	15,137	11,521
	179,316	151,329	176,359	233,263	174,028	962,491	849,331	988,665	1,363,278	1,058,575
Skins, Tanned or Dressed:										
Goat Skins (III. I.):										
United Kingdom - Cwt.	54,819	68,961	78,492	56,644	66,446	752,661	971,062	1,094,029	799,730	905,807
Belgium - " "	1,541	886	57	5	49	20,966	12,644	802	80	603
Germany - " "	2,406	1,952	2,120	2,369	1,663	36,845	36,242	36,626	30,702	28,205
United States - " "	5,289	3,199	2,837	2,641	5,846	65,611	39,617	35,150	31,534	77,405
Other Countries - " "	302	574	159	82	122	3,744	7,167	2,271	769	1,507
	64,357	75,572	83,665	61,741	74,126	879,827	1,066,732	1,168,938	871,005	1,078,767
Sheep Skins (III. I.):										
United Kingdom - Cwt.	40,640	40,395	38,306	34,944	29,202	523,925	515,882	498,643	468,344	392,384
Belgium - " "	1,328	828	102	9	193	14,842	8,266	955	100	2,108
United States - " "	11,472	9,936	11,647	13,382	10,365	137,938	133,443	153,602	172,340	125,676
Japan - " "	4,556	7,450	8,732	9,129	7,459	51,395	82,197	94,955	102,278	87,075
Straits Settlements - " "	4,131	3,520	2,580	2,469	1,718	45,200	39,041	29,894	28,887	22,320
Other Countries - " "	455	663	714	422	715	4,462	6,371	7,666	4,444	8,377
	62,582	62,792	62,081	60,355	49,652	777,762	785,100	785,715	776,893	630,000
Other Skins (III. I.):										
United Kingdom - Cwt.	4,394	4,026	7,541	8,291	6,794	25,503	25,795	46,269	50,953	45,540
Other Countries - " "	12	10	39	20	21	152	111	349	204	278
	4,406	4,036	7,580	8,311	6,815	25,655	25,906	46,618	51,157	45,818
TOTAL, Skins, tanned or dressed	131,345	142,400	153,326	130,407	130,593	1,683,244	1,877,738	2,001,271	1,705,055	1,758,591
TOTAL, Hides and Skins, tanned or dressed	310,661	293,729	329,685	363,670	304,621	2,645,735	2,727,000	2,989,936	3,068,333	2,817,166
Unwrought (III. I.):										
Straits Settlements - Cwt.	158	176	217	176	229	3,190	4,292	3,993	3,838	5,693
Other Countries - " "	495	337	510	600	960	3,675	3,452	4,188	5,859	6,824
	653	513	727	776	1,189	6,865	7,744	8,181	9,697	12,487
Manufactures (excluding Boots and Shoes):										
Saddlery and Harness (III. I.)	—	—	—	—	—	1,234	5,474	1,418	1,622	1,100
Other Sorts (III. I.)	—	—	—	—	—	1,402	1,927	6,588	2,840	2,708
TOTAL, Leather	—	—	—	—	—	2,636	7,401	8,006	4,462	3,808
Liquors (I. D.) - Gals.	184	217,533	94,402	125,090	35,960	43	8,517	4,282	5,730	1,722
Machinery and Millwork of all Kinds (III. J.)	—	—	—	—	—	690	1,869	3,185	771	1,271
Manures:										
Bones (II. J.):										
United Kingdom - Tons	14,446	14,056	18,269	15,454	14,014	57,908	59,959	62,085	74,843	68,872
Belgium - " "	22,812	23,282	29,894	33,822	34,320	97,303	101,940	127,803	159,232	166,373
France - " "	15,526	13,249	13,419	17,089	16,176	66,331	37,833	62,289	81,788	70,282
Germany - " "	8,274	9,952	9,553	13,006	11,131	35,487	44,526	47,604	65,627	59,822
Natal - " "	784	825	750	300	1,824	3,209	3,467	3,750	1,430	8,967
United States - " "	0	750	1,800	7,761	8,153	0	3,299	8,860	36,202	42,722
Ceylon - " "	5,331	6,482	8,648	8,781	5,139	17,927	21,676	32,061	32,739	17,727
China, Hong-Kong - " "	924	2,661	758	15	31	4,225	12,312	3,531	95	165
Japan - " "	4,233	4,659	6,247	9,170	11,237	18,352	20,533	29,431	46,609	59,638
Australia - " "	3,030	30	0	0	0	12,135	120	0	0	0
New Zealand - " "	9,835	7,310	4,002	3,739	2,055	46,390	34,127	20,201	19,692	12,010
Other Countries - " "	189	446	623	1,084	1,333	743	1,063	3,008	5,476	7,275
	85,384	83,682	88,963	110,221	105,413	360,110	361,694	410,623	525,739	522,233

* Separately recorded from April 1912.

† Figures prior to 1911-12 relate to the whole of Asiatic Turkey.

Exports of Principal Articles of Indian Produce and Manufactures, distinguishing
Principal Countries to which Exported—continued.

ARTICLES AND COUNTRIES.	QUANTITIES.					VALUE.				
	1909-10.	1910-11.	1911-12.	1912-13.	1913-14.	1909-10.	1910-11.	1911-12.	1912-13.	1913-14.
Manures—cont.										
Fish Manures and Guano (II. J.):						£	£	£	£	£
Ceylon - - - Tons	8,444	14,161	14,620	17,885	10,156	21,509	42,652	45,290	53,426	34,869
Straits Settlements - - "	2,617	2,192	3,157	3,242	5,508	10,359	8,967	12,780	14,464	25,574
Other Countries - - "	190	256	837	281	620	965	1,499	4,080	1,521	3,601
"	11,251	16,609	18,623	21,408	16,284	32,833	53,118	62,150	69,414	64,044
Other Kinds (II. J.):										
United Kingdom - - Tons	342	369	404	1,370	1,003	1,696	2,500	2,810	6,922	8,817
United States - - - "	1,540	967	1,564	2,500	1,200	13,682	8,106	13,133	22,903	11,346
Ceylon - - - - - "	740	902	682	2,543	1,953	5,556	5,352	5,241	11,994	14,417
Other Countries - - - "	585	1,614	1,656	1,925	1,580	3,942	11,042	9,445	9,671	9,013
"	3,207	3,852	4,306	8,338	5,786	24,776	27,000	30,629	50,890	43,593
TOTAL, Manures - - "	99,842	104,143	111,892	139,967	127,433	417,719	441,812	503,402	646,043	629,870
Mats and Matting (except Coir and Rubber) (III. P.)—Sq. yds.	476,203	397,620	378,849	370,986	572,978	2,610	2,440	2,724	3,121	2,232
Metals and Ores:										
Brass, Bronze, and similar Amalgams (III. L.) - Cwt.	1,975	2,440	3,015	3,071	2,534	13,323	15,202	20,303	20,559	15,188
Chromite (Chrome Iron Ore) (II. D.):										
United Kingdom - - Tons	2,770	2,149	3,370	2,275	1,701	8,592	7,004	8,175	6,388	4,109
France - - - - - "	855	0	0	812	1,897	2,279	0	0	2,587	5,096
Other Countries - - - "	731	0	100	770	0	1,981	0	266	1,283	0
"	4,356	2,149	3,470	3,857	3,598	12,852	7,004	8,441	10,258	9,205
Copper:										
Ore (II. D.) - - - Tons	10	25	580	438	591	24	50	4,657	4,061	4,753
Old, Wrought and Unwrought (III. L.) - - Cwt.	1,835	2,410	5,125	4,111	4,825	9,068	12,424	24,952	20,992	22,655
Iron or Steel:										
Ore (II. D.) - - - Tons	2	0	0	14	1,990	10	0	2	48	2,038
Pig (III. K.):										
Australia - - - - Tons	2,509	5,203	12,814	9,919	10,511	8,364	17,344	42,721	33,147	37,797
Japan - - - - - "	0	0	3,566	80,100	65,318	0	0	10,432	271,959	221,055
Other Countries - - - "	646	1,606	2,221	2,595	6,763	2,174	5,358	7,413	8,686	23,566
"	3,155	6,809	18,601	92,614	82,592	10,538	22,702	60,566	313,792	282,418
Old for Re-manufacture (II. D.):										
Italy - - - - - Tons	9,517	5,228	4,445	9,036	820	16,167	7,662	6,949	14,162	2,018
Other Countries - - - "	783	104	472	1,219	615	1,535	273	1,450	2,285	1,769
"	10,300	5,332	4,917	10,255	1,435	17,702	7,935	8,399	16,447	3,787
Manufactures (III. K.) Tons	514	723	770	1,341	828	6,988	10,050	11,219	15,861	12,727
TOTAL, Iron or Steel } (excluding Ore) - }	13,969	12,864	24,238	104,210	84,855	35,223	40,687	80,184	346,100	298,932
Lead (mainly Pig) (III. L.):										
United Kingdom - - Cwt.	136,286	248,207	197,528	120,667	46,575	90,875	178,312	186,269	95,344	37,619
Ceylon - - - - - "	0	503	2	26,140	22,199	0	335	1	25,630	20,732
China, Treaty Ports - - "	0	10,073	0	2,439	0	0	6,637	0	2,266	0
Other Countries - - - "	1,820	6,758	6,255	1,953	1,068	1,183	4,560	4,304	1,694	958
"	138,106	265,541	203,785	151,199	69,862	92,058	189,844	190,574	124,934	59,309
Manganese Ore (II. D.):										
United Kingdom - - Tons	168,053	189,358	138,003	211,921	258,776	163,570	190,428	155,265	231,668	281,140
Austria-Hungary - - "	0	0	0	3,300	10,310	0	0	0	3,960	12,372
Belgium - - - - - "	104,935	137,680	148,357	171,066	187,821	134,307	163,025	167,479	194,287	212,308
France - - - - - "	61,715	99,640	107,171	112,223	103,847	79,365	122,719	116,658	128,244	127,648
Germany - - - - - "	1	1	7,200	7,250	18,950	3	3	8,120	9,060	23,952
Holland - - - - - "	16,700	15,450	29,075	23,850	8,200	17,562	15,450	29,075	27,935	8,700
Italy - - - - - - - "	0	0	0	6,600	7,800	0	0	0	7,020	9,360
Japan - - - - - - - "	0	0	0	3,271	16,018	0	0	0	4,970	26,536
United States - - - - "	148,940	130,850	106,271	168,600	106,327	132,550	121,028	100,095	164,654	106,747
Other Countries - - - "	0	0	0	0	0	0	0	0	0	0
"	500,344	572,979	536,077	706,081	718,049	527,357	612,653	576,692	762,698	808,763

Exports of Principal Articles of Indian Produce and Manufactures, distinguishing Principal Countries to which Exported—continued.

ARTICLES AND COUNTRIES.	QUANTITIES.					VALUE.				
	1909-10.	1910-11.	1911-12.	1912-13.	1913-14.	1909-10.	1910-11.	1911-12.	1912-13.	1913-14.
Metals—cont.										
Tin:										
Ore (II. D.):										
Straits Settlements - Tons	115	101	109	178	167	£ 9,345	£ 8,882	£ 10,902	£ 19,570	£ 19,051
Other Countries - "	0	19	25	36	43	17	1,337	2,296	1,357	5,333
"	115	120	134	214	210	9,362	10,269	13,198	20,927	24,373
Wrought and Unwrought (III. L.) - Cwt.										
"	38	33	15	254	940	228	251	147	84	284
Zinc or Spelter, all sorts (III. L.):										
Germany - Cwt.	0	0	0	0	72,296	0	0	0	0	13,024
Belgium - "	0	0	0	1,812	74,320	0	0	0	423	17,340
Other Countries - "	0	2,001	222	590	6,538	0	690	96	179	1,432
"	0	2,001	222	2,402	153,204	0	690	96	603	31,796
†Metals, Unenumerated (III. L.):										
United Kingdom - Cwt.	1,851	7,921	14,046	528	100	8,474	33,144	56,532	2,578	65
France - "	1	800	1,878	0	0	40	3,200	6,461	0	0
Germany - "	0	1,732	11,878	0	0	1	6,648	40,346	0	0
Straits Settlements - "	2	140	5,234	0	12	9	700	20,406	0	112
Other Countries - "	32	207	1,149	278	468	414	2,149	6,590	2,872	3,940
"	1,886	10,500	33,985	806	580	8,938	45,841	130,335	5,450	4,123
*Ores, Unenumerated (II. D.):										
United Kingdom - Tons	—	—	—	466	203	—	—	—	38,701	18,652
France - "	—	—	—	10	108	—	—	—	800	6,092
Germany - "	—	—	—	924	1,095	—	—	—	88,583	104,712
Federated Malay States - "	—	—	—	226	375	—	—	—	20,894	37,037
Straits Settlements - "	—	—	—	140	134	—	—	—	12,976	13,292
Other Countries - "	—	—	—	0	22	—	—	—	0	1,800
"	—	—	—	1,766	1,937	—	—	—	161,954	181,575
TOTAL, Metals and Ores,	525,968	602,283	576,856	826,672	822,827	708,443	934,915	1,049,581	1,478,667	1,462,904
Mica (II. J.):										
United Kingdom - Cwt.	18,684	21,827	24,129	36,786	31,125	85,470	100,318	122,246	202,405	182,789
Germany - "	4,804	7,406	8,110	12,115	8,483	14,008	25,392	30,457	50,680	33,698
Holland - "	2,891	4,549	4,871	4,020	2,707	10,163	14,786	21,062	15,740	12,075
United States - "	6,168	7,889	10,589	10,284	10,493	38,901	43,905	26,953	55,044	67,288
Ceylon - "	0	0	109	2,234	0	0	0	219	6,746	0
Other Countries - "	1,416	912	1,263	1,135	1,080	6,256	4,612	6,901	9,828	6,716
"	33,963	42,593	48,871	66,574	53,891	154,978	188,983	207,778	341,340	302,504
Oils:										
Animal (II. E.) - Gals.										
"	40,861	74,126	123,429	68,785	368,338	2,132	3,580	5,430	3,209	14,708
Essential:										
*Lemongrass Oil (II. E.):										
United Kingdom - Gals.	—	—	—	1,956	6,447	—	—	—	2,940	9,034
France - "	—	—	—	20,084	26,969	—	—	—	28,583	37,646
Germany - "	—	—	—	7,309	11,442	—	—	—	11,501	16,551
Other Countries - "	—	—	—	2,913	2,664	—	—	—	4,392	4,124
"	—	—	—	32,262	47,522	—	—	—	47,416	67,955
*Other Sorts (II. E.):										
United Kingdom - Gals.	—	—	—	1,530	1,193	—	—	—	5,265	4,527
France - "	—	—	—	1,986	1,633	—	—	—	7,367	6,033
Germany - "	—	—	—	1,545	2,410	—	—	—	6,321	9,783
Egypt - "	—	—	—	12,242	9,866	—	—	—	15,255	14,914
Other Countries - "	—	—	—	5,918	9,516	—	—	—	10,151	10,780
"	—	—	—	23,221	24,618	—	—	—	44,339	46,037
Total Essential:										
United Kingdom - Gals.	3,020	3,444	3,237	3,486	7,640	4,912	9,218	8,304	8,205	14,161
France - "	8,125	9,975	15,236	22,070	28,602	11,744	17,746	30,456	35,950	43,679
Germany - "	5,329	4,213	5,840	8,854	13,852	9,584	11,044	15,423	17,822	26,334
Egypt - "	5,780	10,786	9,829	12,242	9,866	9,073	15,815	13,503	15,255	14,914
United States - "	1,977	1,556	3,197	4,552	2,195	3,542	4,651	6,720	8,722	4,334
Other Countries - "	3,756	4,620	4,825	4,279	9,985	4,707	6,033	8,188	5,801	10,570
"	27,937	34,594	41,964	55,433	72,140	43,562	64,007	82,509	91,755	113,992
Mineral:										
Kerosene (II. E.):										
China, Treaty Ports - Gals.	0	211,816	0	0	0	0	7,060	0	0	0
Federated Malay States - "	291,944	40,000	0	0	0	9,731	1,333	0	0	0
Straits Settlements - "	494,324	145,960	0	0	0	16,477	4,869	0	0	0
Other Countries - "	11,689	3,411	480	420	8	287	69	21	14	0
"	797,957	401,187	480	420	8	26,405	13,331	21	14	0

* Separately recorded from April 1912.

† Includes "Ores, unenumerated" prior to 1912-13.

Exports of Principal Articles of Indian Produce and Manufactures, distinguishing
Principal Countries to which Exported—continued.

ARTICLES AND COUNTRIES.	QUANTITIES.					VALUE.				
	1909-10.	1910-11.	1911-12.	1912-13.	1913-14.	1909-10.	1910-11.	1911-12.	1912-13.	1913-14.
Oils—cont.										
Mineral—cont.						£	£	£	£	£
Other Kinds (II. E.):										
United Kingdom - Gals.	109	2,133,673	7,516,094	15,818,293	15,268,640	3	15,571	44,560	96,745	98,014
Germany - - - - "	0	0	5	954,392	922,586	0	0	0	5,966	5,772
Holland - - - - "	0	0	0	4,629,297	3,066,663	0	0	0	28,938	19,167
Malta and Gozo - - - "	8,818,384	0	0	0	0	31,820	0	0	0	0
United States - - - "	0	5	2,154,678	0	2,920,459	0	1	13,467	0	18,254
Straits Settlements - - "	20,913	20,032	2,151,745	18,332	32,406	487	954	14,348	776	1,148
Sumatra - - - - "	0	0	2,956,535	0	83	0	0	18,478	0	6
Other Countries - - - "	13,842	29,707	40,132	77,150	97,855	806	1,627	2,076	5,112	5,376
"	3,853,248	2,183,417	14,819,189	21,497,464	22,308,692	33,116	18,153	92,929	137,532	142,732
Vegetable, not Essential:										
Castor (II. E.):										
United Kingdom - Gals.	122,684	143,631	149,094	112,688	87,256	9,792	15,355	15,802	11,768	8,907
Mauritius - - - - "	83,736	93,489	109,233	89,309	92,050	6,832	9,114	10,231	8,350	8,641
Natal - - - - - "	74,699	93,663	98,384	65,595	47,925	5,624	8,751	8,628	6,131	4,351
Ceylon - - - - - "	76,617	66,484	76,628	68,699	73,730	6,035	5,647	6,450	5,901	6,358
Straits Settlements - - "	131,095	140,752	107,513	119,186	141,414	10,418	11,835	10,799	12,067	13,811
Australia - - - - - "	310,255	444,927	571,783	298,873	360,252	39,527	39,527	50,119	25,478	29,633
New Zealand - - - - "	134,253	138,512	186,818	142,119	146,659	12,375	14,704	19,095	15,333	15,168
Other Countries - - - "	69,708	94,553	104,945	58,026	57,715	5,835	7,764	9,897	5,262	5,635
"	1,003,047	1,203,007	1,404,408	954,495	1,007,001	80,537	112,697	131,221	90,285	92,504
Coconut (II. E.):										
United Kingdom - Gals.	319,862	317,670	557,292	217,655	223,756	31,968	39,363	72,076	29,499	31,750
Belgium - - - - - "	425,558	103,326	34,506	46,229	43,571	41,448	12,503	4,507	6,189	6,212
Germany - - - - - "	1,000,551	711,434	584,251	163,940	161,632	98,546	84,208	65,469	20,929	22,857
Holland - - - - - "	46,190	30,887	60,306	39,337	29,283	4,400	3,590	7,772	5,017	4,116
Sweden - - - - - "	85,448	191,171	316,295	99,385	119,541	8,470	21,763	40,998	13,217	16,906
United States - - - - "	537,610	485,567	477,437	327,899	447,664	59,261	58,575	62,080	43,644	63,070
Other Countries - - - "	61,109	94,553	134,966	75,049	66,030	6,785	12,641	17,910	10,526	10,063
"	2,526,328	1,934,608	2,165,103	969,494	1,091,477	250,878	232,643	270,812	129,021	155,073
Groundnut (II. E.):										
Mauritius - - - - Gals.	33,426	65,058	91,237	127,723	107,308	3,316	6,804	9,776	13,017	10,395
Ceylon - - - - - "	46,468	88,566	84,274	96,255	159,232	4,357	8,968	8,733	9,797	17,289
Other Countries - - - "	12,061	6,543	4,225	3,075	21,650	1,366	813	449	323	2,329
"	91,955	160,167	179,736	227,053	288,190	9,039	16,585	18,958	23,137	30,013
Linseed (II. E.):										
United Kingdom - Gals.	39,800	24,166	38,660	20,825	6,636	4,686	2,773	7,738	4,591	977
United States - - - "	0	40,680	68,000	0	0	0	5,163	13,600	0	0
China, Hong-Kong - - - "	73,665	115,450	21,725	13,175	22,740	8,598	14,559	4,345	2,682	4,210
Japan - - - - - "	85,165	42,435	11,000	8,115	5,509	9,936	5,452	2,196	1,621	1,091
Australia - - - - - "	50,820	54,055	53,985	16,960	18,355	5,930	8,118	10,796	3,382	3,409
Other Countries - - - "	43,751	39,325	56,585	47,792	49,120	5,159	6,529	11,291	8,597	7,806
"	293,201	316,111	249,975	106,867	102,360	34,299	42,594	49,966	20,828	17,493
Mustard or Rape (II. E.):										
United Kingdom - Gals.	19,498	5,928	7,612	43,075	8,580	2,243	725	1,052	5,022	1,162
Mauritius - - - - - "	126,599	165,480	161,343	178,192	189,651	11,646	17,807	19,426	21,955	22,069
Natal - - - - - "	94,962	112,856	105,239	98,929	94,916	9,014	12,347	11,739	12,276	10,890
Fiji Islands - - - - "	28,080	27,730	43,989	40,366	41,329	3,220	3,462	5,709	5,396	5,537
Other Countries - - - "	37,073	51,312	45,995	53,655	72,702	3,758	5,767	5,781	6,905	8,966
"	306,212	363,306	364,228	414,217	407,178	29,881	40,108	43,707	51,554	48,624
Til or Jinjil (II. E.):										
Mauritius - - - - Gals.	100,354	51,534	23,214	8,483	6,986	10,244	5,958	2,859	1,193	1,096
Muscat Territory and Trucial Oman - - - - "	55,854	61,084	68,294	49,887	63,510	6,161	7,423	8,008	6,779	8,506
Other Countries - - - "	85,267	76,651	75,399	91,281	137,557	9,376	9,993	9,879	12,838	19,093
"	241,475	189,269	166,847	149,651	208,053	25,781	23,374	20,746	20,355	28,699
Other Sorts (II. E.) - Gals.	34,369	71,053	74,451	45,763	137,828	3,221	5,467	6,596	4,260	13,247
TOTAL, Vegetable, } not essential }	4,496,587	4,237,521	4,604,743	2,867,540	3,242,087	433,636	473,468	542,006	339,435	385,653
TOTAL, Oils - - - "	9,216,640	6,930,845	19,589,805	24,489,692	25,991,315	538,941	572,539	722,985	571,945	657,085

Exports of Principal Articles of Indian Produce and Manufactures, distinguishing Principal Countries to which Exported—continued*

ARTICLES AND COUNTRIES.	QUANTITIES.					VALUE.				
	1909-10.	1910-11.	1911-12.	1912-13.	1913-14.	1909-10.	1910-11.	1911-12.	1912-13.	1913-14.
Oil Cakes:										
*Castor Cake (III. P.):						£	£	£	£	£
Ceylon - Cwt.	—	—	—	137,838	98,040	—	—	—	25,801	19,384
Other Countries - "	—	—	—	2,341	1	—	—	—	634	1
"	—	—	—	140,179	98,041	—	—	—	26,435	19,385
*Coconut Cake (Punac) (III. P.):										
Germany - Cwt.	—	—	—	124,472	81,322	—	—	—	40,710	29,240
Other Countries - "	—	—	—	3,602	2,844	—	—	—	753	725
"	—	—	—	128,074	84,166	—	—	—	41,463	29,965
*Cotton Cake (III. P.):										
United Kingdom - Cwt.	—	—	—	138,886	179,096	—	—	—	35,444	41,340
Germany - "	—	—	—	490	29,385	—	—	—	123	6,788
Other Countries - "	—	—	—	744	94	—	—	—	213	23
"	—	—	—	140,120	208,575	—	—	—	35,778	48,157
*Groundnut Cake (III. P.):										
United Kingdom - Cwt.	—	—	—	503,332	654,402	—	—	—	96,708	130,650
Germany - "	—	—	—	336,273	243,327	—	—	—	77,677	58,073
Ceylon - "	—	—	—	343,276	299,355	—	—	—	73,087	63,460
Java - "	—	—	—	20,692	9,535	—	—	—	5,457	2,543
Straits Settlements - "	—	—	—	32,918	24,018	—	—	—	8,909	6,133
Other Countries - "	—	—	—	11,434	9,866	—	—	—	3,557	2,104
"	—	—	—	1,247,925	1,240,533	—	—	—	268,885	261,971
*Linseed, Rape, and Sesamum Cake (III. P.):										
United Kingdom - Cwt.	—	—	—	265,675	363,952	—	—	—	93,147	116,216
Germany - "	—	—	—	33,860	24,150	—	—	—	10,265	8,407
Ceylon - "	—	—	—	437,153	493,664	—	—	—	180,727	221,556
Japan - "	—	—	—	666,104	905,686	—	—	—	133,642	195,888
Other Countries - "	—	—	—	17,199	2,325	—	—	—	4,504	710
"	—	—	—	1,439,991	1,789,777	—	—	—	422,285	542,837
*Others (III. P.):										
Ceylon - Cwt.	—	—	—	45,437	46,597	—	—	—	12,024	12,056
Japan - "	—	—	—	70,576	21,732	—	—	—	12,778	4,347
Other Countries - "	—	—	—	23,401	16,851	—	—	—	5,236	4,531
"	—	—	—	139,414	85,180	—	—	—	30,038	20,934
Total Oil Cakes:										
United Kingdom - Cwt.	771,708	627,585	740,187	933,805	1,205,594	179,696	149,650	177,957	220,308	290,083
Belgium - "	70,055	2,000	5,008	0	1,531	23,336	400	1,058	0	510
France - "	21,300	2,380	2,995	0	1	6,719	678	840	0	0
Germany - "	560,165	293,420	548,914	501,563	379,185	137,790	77,539	140,361	130,381	100,009
Ceylon - "	697,468	944,688	856,685	964,723	938,093	182,952	243,157	259,285	292,326	315,587
Japan - "	1	297,576	502,468	736,786	929,615	3	53,606	98,559	140,453	200,011
Java - "	48,480	25,900	8,820	20,692	9,535	12,178	6,820	1,984	5,457	2,543
Straits Settlements - "	40,778	64,670	35,955	46,241	34,677	9,410	15,021	8,138	11,048	8,467
Other Countries - "	5,168	36,737	63,406	31,893	8,041	1,282	7,723	11,718	7,724	1,903
"	2,215,121	2,294,856	2,764,436	3,235,703	3,506,272	553,366	550,504	609,920	821,287	920,249
Opium (III. D.):										
United Kingdom - Cwt.	0	5	21	16	168	5	927	2,907	1,180	18,443
Mauritius - "	7	40	32	14	28	438	6,502	3,784	1,603	3,378
Ceylon - "	237	337	177	73	150	15,810	36,850	20,922	6,813	15,945
China, Hong-Kong - "	44,206	29,589	17,055	10,844	5,023	3,377,222	3,963,264	3,019,858	2,406,084	1,084,063
" Treaty Ports - "	13,873	14,970	17,142	12,905	111	1,234,432	2,203,670	3,614,887	3,242,907	27,833
French Indo-China - "	2,999	1,489	3,115	1,180	1,282	207,287	207,722	325,500	92,018	129,502
Japan - "	0	0	624	1,392	1,170	0	0	76,817	120,545	119,912
Java - "	1,985	3,117	3,219	4,415	4,789	138,035	386,825	363,120	383,478	472,109
Macao - "	0	0	0	2,457	220	0	0	0	236,420	18,295
Siam - "	0	73	1,681	2,692	1,656	0	10,217	190,657	263,177	164,130
Straits Settlements - "	16,338	13,402	9,795	7,473	2,255	1,234,763	1,692,053	1,009,801	704,870	226,500
Sumatra - "	0	0	80	44	0	0	0	7,887	6,003	0
Other Countries - "	14	8	4	0	0	1,104	1,286	920	0	0
"	79,659	63,030	52,945	43,505	16,858	6,209,105	8,509,316	8,720,000	7,481,088	2,280,031
Paints and Painters' Materials (III. F.):										
United Kingdom - "	—	—	—	—	—	22,218	18,248	15,526	17,454	414
Other Countries - "	—	—	—	—	—	2,078	2,372	2,971	4,929	1,996
"	—	—	—	—	—	24,296	20,620	18,497	22,383	2,280

* Separately recorded from April 1912.

Exports of Principal Articles of Indian Produce and Manufactures, distinguishing
Principal Countries to which Exported—continued.

ARTICLES AND COUNTRIES.	QUANTITIES.					VALUE.				
	1909-10.	1910-11.	1911-12.	1912-13.	1913-14.	1909-10.	1910-11.	1911-12.	1912-13.	1913-14.
						£	£	£	£	£
Paraffin Wax (III. P.):										
United Kingdom - Cwt.	57,951	95,474	59,350	78,187	84,860	91,425	148,080	92,571	117,868	120,408
Belgium - "	1,200	2,267	7,130	13,840	6,900	1,820	3,438	10,815	20,990	10,465
Germany - "	11,471	14,433	18,027	23,205	20,436	17,468	21,747	26,656	34,357	29,339
Africa, East, Portuguese - "	21,380	22,100	23,687	7,900	0	32,405	33,495	34,824	11,982	0
Cape Colony - "	7,160	9,100	11,093	2,000	11,620	10,859	13,778	14,472	3,033	17,624
Natal - "	10,791	9,297	12,335	21,400	20,062	16,367	14,078	18,708	32,457	30,489
United States - "	7,900	10,440	10,480	33,847	14,198	11,982	15,464	15,825	51,302	21,535
China, Hong-Kong - "	0	1,970	5,350	11,894	30,979	0	2,465	6,650	13,682	37,479
Treaty Ports - "	519	3,203	4,000	4,500	14,461	786	4,858	6,067	6,825	22,084
Japan - "	23,544	27,122	39,900	26,674	38,059	35,709	40,904	55,053	40,459	57,724
Korea - "	0	0	1,525	3,009	3,737	0	0	2,313	4,563	5,610
Philippines - "	1,417	3,552	5,833	9,174	5,105	2,151	5,384	8,834	13,371	7,362
Straits Settlements - "	4,083	3,607	3,460	4,244	5,581	6,118	5,289	5,081	6,188	8,150
Australia - "	22,097	33,174	30,497	21,758	34,594	34,065	50,295	46,264	32,801	52,472
New Zealand - "	3,505	2,060	1,640	3,776	5,309	5,372	3,124	2,199	5,727	8,054
Other Countries - "	193	3,706	1,977	2,952	7,252	293	5,600	3,002	4,448	10,941
	173,211	241,505	236,284	268,310	303,153	266,820	368,008	349,334	400,198	448,736
Perfumery (not being perfumed Spirits) (III. P.):										
Egypt - "	—	—	—	—	—	5,353	8,526	5,878	2,535	143
Other Countries - "	—	—	—	—	—	8,904	9,661	13,392	11,586	8,377
	—	—	—	—	—	14,257	18,187	19,270	14,121	8,520
Plants, Living (including Bulbs) (II. J.)	—	—	—	—	—	4,426	4,235	4,473	2,484	2,519
Precious Stones and Pearls, un-set (II. J.)	—	—	—	—	—	2,717	3,302	3,439	3,081	3,590
Provisions and Oilman's Stores:										
*Bacon and Hams (I. E.) Lb.	1,288	0	0	—	—	25	0	0	—	—
Biche de Mer (I. E.) - Lb.	27,352	30,026	40,796	22,599	40,302	553	394	380	172	310
Butter (I. E.):										
Africa, East, German- Lb.	70,315	93,237	93,575	119,200	156,588	3,669	5,172	5,221	7,111	9,590
Ceylon - "	150,223	175,664	205,674	245,373	245,784	7,394	8,744	10,125	12,269	12,313
Straits Settlements - "	68,307	76,078	63,196	89,186	145,673	3,398	3,722	3,183	4,561	8,640
Other Countries - "	94,210	123,333	130,932	136,003	154,273	4,731	6,084	6,735	7,203	8,443
	383,055	468,310	493,377	589,762	702,318	19,192	23,722	25,264	31,144	38,986
Cheese (I. E.) - Lb.	4,498	3,796	7,301	4,540	3,004	183	145	248	200	126
Ghi (I. E.):										
Egypt - Lb.	165,000	141,661	209,501	113,010	56,598	5,854	5,722	8,475	5,057	2,752
Africa, East, Portuguese - "	170,950	197,017	143,554	108,804	67,666	6,448	7,786	5,599	4,999	3,270
Mauritius - "	264,441	297,399	303,673	252,240	288,564	9,218	10,617	10,997	9,667	12,181
Natal - "	475,273	469,960	491,084	513,203	378,302	16,424	17,448	19,740	21,343	16,687
Ceylon - "	476,537	562,296	804,738	635,672	683,216	15,665	18,175	28,790	22,974	23,929
China, Hong-Kong - "	264,223	241,125	261,290	331,005	347,214	8,910	8,408	10,103	13,427	15,214
Muscat Territory and Trucial Oman - "	224,027	47,351	27,687	30,707	73,805	7,462	1,501	1,022	1,157	3,294
Straits Settlements - "	1,979,958	2,281,555	1,917,740	2,331,529	2,806,023	65,440	79,001	70,034	92,868	118,151
Fiji Islands - "	184,413	220,328	217,093	220,925	170,825	5,898	8,317	8,136	8,397	6,746
Other Countries - "	736,094	825,435	797,316	651,910	746,596	24,224	29,305	29,423	25,744	30,721
	4,940,916	5,284,127	5,173,676	5,188,314	5,568,809	165,543	186,280	192,319	205,633	232,945
Lard (I. E.) - Lb.	36,278	16,425	36,272	26,933	30,344	720	333	733	543	617
†Pickles, Chutnies, and Condiments (I. E.):										
United Kingdom - Cwt.	—	16,467	21,227	20,107	20,725	—	27,314	32,946	32,553	32,183
Australia - "	—	3,551	3,390	3,506	2,677	—	9,843	10,079	10,361	7,837
Other Countries - "	—	5,181	5,968	5,660	5,990	—	12,087	12,608	10,923	12,668
	—	25,199	30,585	29,273	29,392	—	49,244	55,633	53,837	52,688
Other Sorts of Provisions (I. E.):										
United Kingdom - Cwt.	19,407	1,172	1,482	1,934	1,240	33,833	2,327	2,968	4,024	3,580
Ceylon - "	2,670	3,032	3,416	4,468	6,107	2,633	2,386	2,947	3,957	5,900
Straits Settlements - "	7,056	4,181	7,595	3,551	3,281	10,802	5,122	11,329	6,039	6,186
Australia - "	2,804	318	128	440	632	8,647	739	550	1,876	2,722
Other Countries - "	12,367	7,182	8,959	12,623	14,549	16,867	7,017	8,904	12,644	18,879
	44,304	15,885	21,580	23,016	25,809	72,832	17,641	26,698	28,540	37,267
TOTAL, Provisions, &c. -	—	—	—	—	—	259,048	277,759	301,275	320,069	362,939

* Included with "Other Sorts of Provisions" from April 1912.

† Separately recorded from April 1910.

Exports of Principal Articles of Indian Produce and Manufactures, distinguishing Principal Countries to which Exported—continued.

ARTICLES AND COUNTRIES.	QUANTITIES.					VALUE.				
	1909-10.	1910-11.	1911-12.	1912-13.	1913-14.	1909-10.	1910-11.	1911-12.	1912-13.	1913-14.
Railway Plant and Rolling Stock (III. N.):						£	£	£	£	£
United Kingdom - - -	—	—	—	—	—	4,938	4,509	6,007	7,024	8,973
Other Countries - - -	—	—	—	—	—	138	355	93	680	1,364
						5,076	4,864	6,100	7,704	10,337
Rubber:										
Raw (II. J.):										
United Kingdom - Cwt.	1,062	2,414	5,199	9,473	15,346	19,112	56,155	121,125	243,541	330,113
Ceylon - - - - -	352	1,206	3,423	4,501	7,001	11,977	45,379	105,219	137,525	171,064
Straits Settlements - - -	23	170	228	568	672	229	1,980	2,939	10,889	11,801
Other Countries - - - - -	174	95	101	87	245	2,676	2,936	1,320	2,305	4,818
	1,611	3,885	8,951	14,627	23,264	33,994	106,450	230,603	394,260	521,486
Manufactures (III. P.):										
United Kingdom - - - - -	—	—	—	—	—	656	809	303	1,770	10,220
Other Countries - - - - -	—	—	—	—	—	2,240	125	2,349	2,563	1,513
	—	—	—	—	—	2,896	1,024	2,742	4,333	11,733
Salt (I. I.) - - - - Tons	4,671	4,411	4,741	3,864	1,478	2,148	1,880	2,346	1,704	658
Seeds:										
Essential:										
Ajama (II. F.) - - - Cwt.	2,814	2,478	2,115	2,871	4,507	1,644	1,457	1,349	1,062	2,953
Ajwan (II. F.):										
Germany - - - Cwt.	39,022	12,353	14,210	19,055	6,990	17,910	3,597	3,789	5,135	2,097
Other Countries - - -	7,632	443	1,305	2,595	2,794	3,598	297	794	1,000	886
	46,654	12,796	15,515	21,650	9,784	21,508	3,894	4,583	6,135	2,983
Coriander (II. F.):										
Ceylon - - - Cwt.	28,035	32,916	35,103	32,685	39,459	17,168	23,395	23,955	12,070	14,340
Straits Settlements - - -	35,359	45,298	45,423	44,338	44,144	20,195	38,986	23,034	18,405	18,062
Other Countries - - -	5,493	5,165	9,157	7,564	11,930	3,685	4,624	6,705	4,902	6,074
	68,887	83,379	89,683	84,587	95,533	41,048	72,005	53,694	35,477	38,476
Cummin (II. F.):										
Ceylon - - - Cwt.	9,455	12,070	10,690	7,073	3,494	17,641	20,914	18,280	12,166	6,293
Straits Settlements - - -	8,589	9,502	8,752	9,085	10,178	11,909	13,553	11,604	10,882	13,127
Other Countries - - -	5,893	6,518	7,193	5,710	6,687	8,900	10,578	11,863	9,514	11,085
	23,937	28,090	26,635	21,868	20,359	38,450	45,045	41,747	32,562	30,495
Fennel (II. F.):										
United Kingdom - - - Cwt.	0	2,611	7,559	14,373	4,423	0	2,407	6,209	11,100	3,280
Other Countries - - -	8,343	11,513	15,839	9,134	10,833	5,587	8,484	12,219	7,267	8,050
	8,343	14,124	23,398	23,507	15,256	5,587	10,891	18,428	18,367	11,330
Fenugreek (II. F.):										
Egypt - - - Cwt.	44	133,482	23,392	69	50	23	67,805	12,735	47	34
Other Countries - - -	11,318	12,881	7,580	9,577	12,710	5,360	5,905	4,278	5,812	7,267
	11,362	146,363	30,972	9,646	12,760	5,383	73,710	17,013	5,859	7,301
Sawa or Dil (II. F.):										
United Kingdom - - - Cwt.	8,320	16,128	7,420	1,256	1,205	3,757	7,555	3,408	802	857
Other Countries - - -	2,518	2,412	1,066	664	885	1,288	1,157	618	432	632
	10,838	18,540	8,486	1,920	2,090	5,045	8,712	4,026	1,234	1,489
Other Sorts (II. F.) - - -	1,174	1,486	2,301	3,583	1,781	1,025	1,132	1,875	2,575	1,541
TOTAL, Seeds, Essential	174,009	307,256	199,110	169,632	162,050	119,690	216,846	147,715	104,231	97,200
Non-Essential:										
Caster (II. F.):										
United Kingdom - - - Cwt.	1,026,783	1,114,251	1,109,255	1,022,309	1,113,502	454,881	570,413	541,794	501,752	544,316
Belgium - - - - -	285,160	294,633	288,305	204,184	296,448	123,673	149,898	141,074	104,114	153,207
France - - - - -	246,503	251,242	332,418	323,151	419,775	108,550	130,832	164,986	161,003	207,111
Germany - - - - -	82,310	150,202	73,683	110,443	195,228	36,434	76,447	35,942	55,792	98,611
Italy - - - - -	227,685	250,991	261,470	129,221	235,767	102,114	127,236	126,232	65,385	114,021
Spain - - - - -	4,000	21,000	19,200	9,319	19,499	1,873	16,375	9,312	4,549	9,341
United States - - - - -	14,001	61,440	302,028	400,354	405,582	6,488	32,717	150,776	193,234	204,241
Australia - - - - -	500	0	4,858	4,512	11,794	225	0	2,067	2,082	5,441
Other Countries - - - - -	13,827	4,224	12,655	9,038	159	6,196	2,058	5,999	4,226	71
	1,900,769	2,148,033	2,403,872	2,212,611	2,697,754	840,434	1,099,976	1,178,482	1,092,177	1,336,841

Exports of Principal Articles of Indian Produce and Manufactures, distinguishing
Principal Countries to which Exported—continued.

ARTICLES AND COUNTRIES.	QUANTITIES.					VALUE.				
	1909-10.	1910-11.	1911-12.	1912-13.	1913-14.	1909-10.	1910-11.	1911-12.	1912-13.	1913-14.
Seeds—cont.										
Non-Essential—cont.										
Copra or Coconut						£	£	£	£	£
(II. F.):										
United Kingdom - Cwt.	4,349	5,929	40,814	43,999	7,040	4,834	7,013	51,865	54,318	9,308
Austria-Hungary - "	2,000	0	0	0	9,947	2,000	0	0	0	11,937
Belgium - "	56,066	11,360	25,485	13,904	100,914	40,997	13,250	29,718	15,839	138,135
France - "	62,902	54,401	48,490	26,049	68,219	57,238	61,994	56,920	32,367	91,464
Germany - "	375,714	348,556	473,292	548,331	479,797	357,851	409,359	563,163	637,142	657,628
Holland - "	4,000	1,997	12,735	8,492	16,747	3,900	2,663	15,866	10,258	21,822
Portugal - "	0	0	3,495	1,000	5,994	0	0	3,695	1,267	7,992
Russia - "	22,591	24,856	31,485	43,184	73,047	22,982	29,323	36,373	54,886	98,056
Other Countries - "	6,393	2,528	1,727	2,034	2,127	6,681	2,533	2,053	2,738	3,484
	534,015	449,627	637,523	686,993	763,892	496,533	526,135	759,658	858,865	1,039,826
Cotton (II. F.):										
United Kingdom - Cwt.	5,399,860	5,803,091	3,975,412	2,556,358	5,583,965	1,296,834	1,485,663	966,875	669,774	1,391,510
France - "	184,024	64,998	60,423	375	45,901	41,448	16,331	16,104	1,000	10,218
Germany - "	29,302	66,789	29	0	9,794	6,838	16,301	6	0	2,606
Ceylon - "	27,745	30,559	33,296	37,909	40,403	7,219	8,129	8,945	10,012	10,662
Other Countries - "	8,886	14,789	3,950	16,633	6,470	2,192	3,749	922	4,341	1,747
	5,649,817	5,980,226	4,073,110	2,611,275	5,686,533	1,354,531	1,530,173	1,012,752	685,127	1,416,743
Groundnuts (II. F.):										
United Kingdom - Cwt.	163,620	10,192	543	1,302	9,603	87,710	4,584	244	705	5,564
Austria-Hungary - "	47,106	50,188	164,300	214,635	214,114	23,609	24,178	96,038	118,009	111,729
Belgium - "	139,003	377,196	357,446	323,257	332,157	76,501	222,288	202,810	191,833	199,292
France - "	2,660,470	2,977,193	2,892,943	3,933,850	4,447,593	1,359,872	1,633,621	1,592,550	2,182,130	2,620,541
Germany - "	123,326	137,932	196,781	90,063	188,724	54,974	77,367	114,432	51,817	115,321
Holland - "	0	445	13,010	0	0	0	193	7,638	0	0
Italy - "	11,551	10,332	8,499	17,456	24,506	5,690	5,458	4,866	9,890	31,294
Spain - "	6,660	42,850	40,954	11,201	13,834	3,465	26,387	23,837	6,661	8,881
Egypt - "	24,626	30,442	62,987	64,112	57,352	11,044	15,526	36,094	36,520	32,092
China, Hong-Kong - "	43,412	22,539	47,675	173,427	202,236	14,854	10,649	21,820	79,477	95,577
Straits Settlements - "	2,069	14,373	14,984	14,570	40,334	738	7,251	6,963	6,849	18,621
Other Countries - "	16,325	16,394	22,461	18,138	27,687	8,224	8,891	13,192	10,579	15,334
	3,243,168	3,690,136	3,822,583	4,867,011	5,558,140	1,646,681	2,036,393	2,120,484	2,694,520	3,254,246
Linseed (II. F.):										
United Kingdom - Cwt.	1,924,033	2,677,736	3,098,610	2,206,317	3,146,298	1,056,030	1,961,451	2,538,154	1,629,905	1,648,118
Austria-Hungary - "	142,050	151,006	165,343	103,716	130,004	81,848	118,936	139,818	76,194	73,305
Belgium - "	460,940	1,473,436	2,399,807	1,676,413	769,182	267,974	1,166,956	2,029,294	1,302,591	423,647
Denmark - "	0	0	17,000	0	2,000	0	0	13,600	0	1,033
France - "	1,091,754	1,254,191	1,616,634	1,403,828	2,309,189	609,924	946,765	1,352,197	1,022,324	1,266,698
Germany - "	374,695	546,124	803,199	663,410	966,526	210,845	421,142	665,346	503,642	587,009
Greece - "	0	6,000	8,999	8,002	10,000	0	4,500	7,294	5,768	5,467
Holland - "	57,476	208,021	263,218	225,558	191,511	31,118	156,543	222,107	183,971	105,574
Italy - "	508,035	425,597	601,201	512,156	613,139	292,857	329,828	493,276	388,055	324,710
Russia - "	2,402	8,000	0	0	0	1,678	5,733	0	0	0
Spain - "	48,396	37,500	26,996	61,510	68,800	28,377	29,621	22,649	45,257	37,898
Egypt - "	75	1,589	51,715	1,793	482	50	1,141	42,108	1,094	283
Canada - "	0	80,077	0	0	0	0	56,191	0	0	0
United States - "	50,056	525,725	1,369,618	173,747	0	26,737	383,563	1,102,384	130,155	0
Australia - "	12,146	14,135	17,529	52,103	67,211	6,297	9,728	14,598	28,530	32,461
Other Countries - "	5,239	1,898	593	1,235	3,125	3,132	1,394	452	897	1,735
	4,677,197	7,411,035	10,440,462	7,069,788	8,277,467	2,616,867	5,593,492	8,643,277	5,318,383	4,457,998
Mowra or Mowra (II. F.):										
United Kingdom - Cwt.	6,021	32,325	6,060	0	0	2,533	15,741	3,046	0	0
Belgium - "	170,370	71,494	146,512	61,109	88,792	70,898	39,567	73,330	38,347	48,596
France - "	198,008	44,437	63,571	3,062	8,492	78,821	22,085	31,518	1,496	4,639
Germany - "	400,506	261,196	559,982	187,054	567,670	155,464	126,780	274,888	100,020	309,791
Holland - "	0	0	3,000	14,632	1,000	0	0	1,600	1	0
Italy - "	9,085	5,010	16,000	1	0	3,686	2,639	7,967	8,047	533
Other Countries - "	47	1,200	1	3	25	19	545	1	2	15
	784,037	415,662	795,126	265,861	665,979	311,421	207,357	392,350	142,913	963,634
Mustard (II. F.):										
United Kingdom - Cwt.	1,487	482	1,032	117	18,000	736	236	799	98	8,903
Belgium - "	13,569	15,277	18,450	13,524	20,574	11,774	13,636	16,348	11,755	15,997
France - "	29,126	41,624	47,503	34,454	47,682	27,294	41,723	43,795	30,451	34,399
Germany - "	11,782	8,654	10,599	15,598	6,571	10,197	7,152	8,924	11,792	4,951
Holland - "	1,199	7,949	3,391	1,100	400	949	5,374	2,155	907	320
Other Countries - "	6,879	5,378	7,671	8,265	8,858	4,881	3,464	5,159	5,577	6,154
	64,042	79,359	88,646	73,058	102,085	55,831	71,585	77,180	60,580	70,724
Niger (II. F.):										
United Kingdom - Cwt.	21,522	128,988	103,508	32,996	7,348	9,395	63,326	52,900	17,357	4,999
Austria-Hungary - "	1,500	5,997	3,993	7,995	11,322	750	2,887	1,863	3,781	5,595
France - "	110,484	48,937	55,619	47,149	20,940	48,240	24,446	28,361	24,066	11,437
Germany - "	32,036	27,027	23,023	4,941	40,584	13,471	12,812	11,510	2,543	20,442
Italy - "	0	0	14,946	20,070	1,004	0	0	7,486	9,879	532
Other Countries - "	350	3,159	1,027	533	948	149	1,601	530	267	501
	165,892	214,138	202,116	113,684	82,146	72,005	105,072	102,650	57,843	42,926

Exports of Principal Articles of Indian Produce and Manufactures, distinguishing Principal Countries to which Exported—continued.

ARTICLES AND COUNTRIES.	QUANTITIES.					VALUE.				
	1909-10.	1910-11.	1911-12.	1912-13.	1913-14.	1909-10.	1910-11.	1911-12.	1912-13.	1913-14.
Seeds—cont.										
Non-Essential—cont.										
Poppy (II. F.):						£	£	£	£	£
Belgium - Cwt.	229,531	130,222	203,829	53,266	95,596	145,902	131,769	142,155	47,601	79,685
France - "	499,977	597,000	338,047	355,925	213,574	314,211	415,966	378,973	379,080	174,063
Germany - "	116,249	71,294	91,170	47,949	66,166	74,682	48,531	65,044	39,379	33,464
Italy - "	0	10,002	6,963	0	951	0	6,885	4,791	0	761
Other Countries - "	7,363	3,282	8,858	5,918	3,332	4,629	2,385	6,493	4,739	2,610
"	853,140	861,800	698,867	468,053	379,019	539,424	595,536	497,455	370,799	310,580
Rape (II. F.):										
United Kingdom - Cwt.	587,403	815,632	384,571	427,892	231,984	239,885	348,113	176,084	228,410	179,830
Austria-Hungary - "	204,669	123,793	80,549	24,932	109,446	92,356	59,348	41,964	13,837	65,065
Belgium - "	2,364,754	1,853,699	2,011,618	1,650,186	1,977,378	1,128,195	868,814	1,015,704	910,322	1,139,810
France - "	1,412,126	1,589,424	1,202,252	1,062,874	1,078,893	651,510	746,331	597,399	598,291	612,181
Germany - "	1,887,901	1,859,861	811,919	1,094,247	1,163,973	923,251	919,801	403,773	599,897	630,734
Holland - "	48,036	99,775	87,080	30,993	76,487	24,994	44,424	40,743	16,840	39,253
Italy - "	107,060	155,764	117,595	58,263	274,537	52,974	73,722	58,457	31,620	163,074
Russia - "	0	10,023	0	0	0	0	5,014	0	0	0
Spain - "	16,480	24,869	8,177	5,009	11,000	8,478	11,449	4,273	2,771	6,333
Japan - "	0	58,958	99	0	23	0	26,534	39	0	14
Other Countries - "	884	1,244	5,679	2,193	6,409	518	716	2,860	1,417	3,014
"	6,629,313	6,593,047	4,709,539	4,356,589	4,980,100	3,122,161	3,104,296	2,341,384	2,403,453	2,851,711
Tea (II. F.):										
Ceylon - Cwt.	1,066	1,825	1,870	2,202	1,300	7,065	13,147	13,484	20,324	11,996
Java - "	1,983	3,236	6,721	9,340	5,632	15,995	26,336	61,406	69,834	35,062
Sumatra - "	0	0	300	1,779	887	0	0	3,943	19,931	7,605
Other Countries - "	264	88	19	8	28	1,763	783	153	49	139
"	3,313	5,149	8,910	13,338	7,847	24,823	40,266	79,045	110,188	55,002
Til or Jinjill (II. F.):										
United Kingdom - Cwt.	14,089	1,201	727	1,018	6	6,553	821	593	714	4
Austria-Hungary - "	394,437	407,245	447,679	381,356	386,842	238,259	274,906	321,180	298,357	310,200
Belgium - "	713,722	456,056	420,738	351,702	675,586	435,061	306,576	300,503	270,590	557,532
France - "	1,299,723	1,681,597	449,585	434,503	444,143	756,650	1,087,577	315,098	341,841	344,258
Germany - "	246,727	190,002	212,210	171,819	330,208	148,802	125,458	153,461	131,044	270,887
Holland - "	9,997	0	28,000	3,999	4,999	5,665	0	19,083	2,896	4,000
Italy - "	211,833	434,330	260,640	108,549	285,868	125,163	201,080	189,185	81,774	222,740
Russia - "	0	0	1,500	4,077	25,070	0	0	1,350	3,814	20,627
Spain - "	22,165	26,000	7,202	391	0	12,538	17,208	4,920	300	0
Aden - "	2,570	792	327	7,563	17,553	1,705	567	242	6,620	13,898
Egypt - "	48,532	31,704	27,553	54,436	24,843	30,194	29,732	19,465	41,765	18,653
States in Arabia other than Muscat Territory and Trucial Oman - "	1,211	1,959	2,306	7,145	4,077	809	1,448	1,671	5,695	2,997
Turkey, Asiatic: Red Sea* - "	3,575	532	0	0	8,220	—	—	0	0	5,733
Ceylon - "	7,396	11,224	35,391	26,352	30,345	3,621	6,263	22,259	17,237	20,421
Other Countries - "	7,603	3,888	2,535	4,261	6,254	7,148	2,903	1,851	3,251	4,093
"	2,983,630	3,246,530	1,896,391	1,557,171	2,244,019	1,772,763	2,135,539	1,350,861	1,216,783	1,706,941
Other Sorts (II. F.):										
Germany - Cwt.	10,328	11,852	27,256	2,009	240	3,556	4,520	11,810	939	83
Other Countries - "	8,034	19,023	10,019	24,261	10,077	3,938	7,903	4,800	10,430	3,413
"	18,362	30,875	37,275	26,360	10,317	7,494	12,432	16,610	11,378	3,496
TOTAL Seeds, Non-Essential	27,506,695	31,125,617	29,814,420	24,341,792	31,455,838	12,860,973	17,058,252	18,572,168	15,022,000	17,000,385
†Other than Oil Seeds (II. F.):										
Germany - Cwt.	—	—	—	18,231	27,537	—	—	—	8,827	14,908
Other Countries - "	—	—	—	7,021	7,400	—	—	—	4,769	4,397
"	—	—	—	25,252	34,937	—	—	—	13,596	19,365
TOTAL, Seeds	27,680,704	31,432,873	30,013,530	24,536,676	31,652,825	12,980,663	17,275,098	18,719,883	15,139,836	17,116,959
Shells and Cowries (II. J.):										
United Kingdom - Cwt.	4,516	2,869	3,647	3,918	5,054	12,648	12,500	14,551	15,908	22,108
Other Countries - "	1,560	2,871	1,137	1,151	2,281	1,232	3,469	1,049	2,008	1,570
"	6,076	5,740	4,784	5,069	7,335	13,880	15,969	15,600	18,000	23,677
Ships, Parts of (including Launches and Boats) (III. P.)	—	—	—	—	—	503	1,248	1,565	2,546	5,527

* Figures prior to 1911-12 relate to the whole of Asiatic Turkey.

† Separately recorded from April 1912.

Exports of Principal Articles of Indian Produce and Manufactures, distinguishing
Principal Countries to which Exported—continued.

ARTICLES AND COUNTRIES.	QUANTITIES.					VALUE.				
	1909-10.	1910-11.	1911-12.	1912-13.	1913-14.	1909-10.	1910-11.	1911-12.	1912-13.	1913-14.
Specimens illustrative of Natural Science (IV.):						£	£	£	£	£
United Kingdom - - -	—	—	—	—	—	7,720	8,454	9,580	10,429	13,962
Other Countries - - -	—	—	—	—	—	957	967	1,989	4,258	3,973
	—	—	—	—	—	8,677	9,421	11,569	14,687	17,935
Spices:										
Betelnuts (I. F.) - - Lb.	293,154	402,907	421,496	465,515	439,886	5,234	6,916	7,005	7,861	8,224
Cardamoms (I. F.):										
United Kingdom - Lb.	145,749	116,257	72,726	65,086	127,538	10,038	9,800	5,631	9,851	11,782
Ceylon - - - - -	40,110	28,946	9,717	34,071	50,749	2,921	2,247	510	5,424	9,284
Turkey, Asiatic: Red Sea - - - - -	70,595	21,142	0	0	31,360	5,582	1,771	0	0	5,474
Other Countries - - -	149,540	192,575	220,109	167,814	163,754	11,962	16,542	20,947	22,490	23,454
	405,994	358,920	302,552	266,971	378,401	30,503	30,459	27,088	37,765	49,994
Chillies (I. F.):										
United States - - Lb.	0	0	1,100,020	184,100	690,284	0	0	13,297	1,477	5,218
Ceylon - - - - -	6,891,038	8,480,565	10,123,583	9,609,267	10,674,719	79,683	100,892	98,376	93,577	90,813
Straits Settlements - - -	4,041,610	2,426,536	2,642,335	4,277,366	8,552,346	45,808	23,723	23,168	36,333	28,474
Other Countries - - -	387,272	521,900	1,367,745	1,016,837	1,185,736	3,960	5,899	12,704	8,352	9,715
	11,319,920	11,429,001	15,233,683	15,087,570	16,103,085	129,451	130,014	147,545	139,739	134,220
Ginger (I. F.):										
United Kingdom - Lb.	2,073,924	2,350,478	2,453,136	2,113,916	2,463,237	35,821	44,223	43,416	34,365	33,183
Austria-Hungary - - -	134,414	268,156	395,598	403,200	313,460	2,387	5,553	7,785	6,897	4,597
Germany - - - - -	357,893	667,082	511,826	799,773	745,500	6,423	12,841	9,836	14,080	11,085
United States - - -	1,360,072	737,968	600,376	1,063,412	915,404	16,799	12,684	9,580	13,407	10,326
Aden - - - - -	1,419,397	1,390,339	1,193,776	2,432,919	1,438,925	19,054	23,457	20,888	40,541	13,172
States in Arabia other than Muscat Territory and Trucial Oman - - - - -	47,684	949,656	1,028,175	1,138,340	979,132	707	16,362	18,495	19,198	13,552
Turkey Asiatic: Persian Gulf - - -	1,010,558	353,766	244,940	314,178	387,520	13,393	6,267	4,378	5,647	5,811
Red Sea - - - - -	—	—	0	756	839,361	—	—	0	9	11,231
Other Countries - - -	937,050	1,132,746	1,293,820	1,684,166	1,131,932	12,880	18,857	21,770	24,191	14,704
	7,340,992	7,850,141	7,726,647	9,950,660	9,214,471	107,464	140,244	136,148	158,425	122,661
Pepper (I. F.):										
United Kingdom - Lb.	925,152	647,382	1,159,884	1,097,154	1,579,274	16,945	11,041	23,635	23,090	32,399
Austria-Hungary - - -	716,800	156,800	446,040	123,200	330,400	11,680	2,633	9,100	2,633	6,817
France - - - - -	175,000	3,649,662	4,503,772	3,426,984	758,156	2,672	66,859	89,461	72,815	14,722
Germany - - - - -	2,743,968	1,326,920	2,431,772	1,380,266	3,110,541	42,402	22,724	50,002	29,147	64,571
Holland - - - - -	352,800	67,200	56,000	22,456	251,420	5,583	1,047	1,060	468	4,808
Italy - - - - -	2,290,540	2,784,040	1,951,600	2,075,920	2,896,660	35,913	46,301	39,920	44,094	60,730
Egypt - - - - -	207,848	92,148	258,407	178,060	192,280	4,365	1,875	5,062	4,087	4,296
United States - - -	2,914,400	1,720,908	1,452,360	1,422,064	2,352,228	46,143	27,205	28,785	29,993	45,973
Aden - - - - -	125,004	88,501	181,342	241,080	41,468	2,374	1,587	4,383	5,250	903
States in Arabia other than Muscat Territory and Trucial Oman - - - - -	12,172	170,029	233,281	252,078	152,834	224	3,349	4,857	5,661	3,127
Persia - - - - -	241,183	242,460	276,773	453,866	454,564	4,949	5,368	6,713	10,790	10,793
Turkey, Asiatic: Persian Gulf - - -	527,925	878,724	473,302	992,615	650,956	9,978	19,424	10,802	23,822	16,172
Other Countries - - -	722,223	972,750	1,030,923	903,881	1,109,183	13,466	19,272	23,254	20,208	24,627
	11,965,015	12,797,524	14,455,456	12,569,644	13,879,964	196,694	228,685	297,034	271,948	289,943
Other Sorts of Spices (I. F.) - - -	168,468	204,339	242,244	319,369	226,195	2,970	3,299	4,554	6,137	4,363
TOTAL, Spices - - -	31,513,543	33,042,832	38,382,078	38,659,729	40,237,002	472,316	539,617	619,374	621,875	609,404
Stationery (excluding Paper) (III. M.) - - -	—	—	—	—	—	3,040	3,654	3,797	5,028	4,625
Stone and Marble (III. P.) Cwt.	56,386	64,345	49,445	64,197	85,685	5,798	4,849	4,470	8,409	8,715
Sugar:										
Sugar, 16 Dutch Standard and above, including Confectionery (I. G.):										
Aden - - - - - Cwt.	2,486	3,456	2,781	8,614	5,354	2,048	3,176	2,644	8,850	5,124
Ceylon - - - - -	5,890	6,341	7,493	5,777	5,663	3,899	5,007	5,973	3,842	3,738
Other Countries - - -	13,026	16,935	15,114	17,906	19,644	11,969	16,527	14,407	18,412	19,067
	21,402	26,732	25,388	32,297	30,661	17,916	24,710	23,024	31,104	27,929

* Figures prior to 1911-12 relate to the whole of Asiatic Turkey.

Exports of Principal Articles of Indian Produce and Manufactures, distinguishing Principal Countries to which Exported—continued.

ARTICLES AND COUNTRIES.	QUANTITIES.					VALUE.				
	1909-10.	1910-11.	1911-12.	1912-13.	1913-14.	1909-10.	1910-11.	1911-12.	1912-13.	1913-14.
Sugar—cont.										
Sugar, 15 Dutch Standard and below (I. G.):						£	£	£	£	£
United Kingdom - - Cwt.	83,731	138,173	114,653	226,180	94,456	33,506	61,786	48,698	110,317	30,745
Ceylon - - - - - "	29,412	29,833	43,110	45,190	44,358	12,143	12,996	17,307	17,893	18,579
States in Arabia other than Muscat Territory and Trucial Oman - - - - - "	188	2,641	6,173	7,863	12,601	92	1,784	3,699	4,688	7,744
Other Countries - - - "	10,160	4,447	6,959	8,620	9,854	6,700	2,988	4,777	5,778	6,952
"	123,441	175,094	175,895	287,853	161,269	52,443	79,534	74,681	138,676	63,730
TOTAL, Sugar - - - "	144,843	201,826	201,283	320,150	191,930	70,359	104,944	97,705	169,780	91,649
Tallow and Stearine (including Grease and Animal Fat) (II. G.):										
Bahrain Islands - Cwt.	3,037	2,032	4,058	2,003	3,771	4,252	2,791	6,556	3,237	6,411
Other Countries - - - "	6,747	4,122	3,678	3,065	6,212	9,299	6,219	5,549	5,397	10,978
"	9,784	6,154	7,736	5,068	9,983	13,551	9,009	12,105	8,574	17,389
Tea, Black (I. H.):										
United Kingdom - Lb.	189,002,021	182,052,494	191,540,063	197,556,837	209,017,561	5,873,478	5,886,510	6,309,415	6,297,376	7,230,865
Austria-Hungary - - - "	23,184	43,277	82,725	124,516	159,734	992	1,371	2,840	3,892	5,397
Germany - - - - - "	693,747	383,851	623,838	645,746	701,140	22,089	13,743	22,592	19,537	24,583
Russia - - - - - "	24,008,660	39,070,610	26,250,216	33,115,832	33,363,450	762,638	987,434	867,271	991,183	1,108,832
Turkey in Europe - - - "	302,352	274,069	413,604	250,644	271,999	9,348	8,993	13,903	7,511	9,200
Egypt - - - - - "	633,473	855,068	1,310,730	1,621,920	1,593,680	18,617	27,742	44,133	48,700	51,355
East African Protectorate - - - - - "	106,424	139,873	166,079	267,907	280,900	5,091	6,132	7,476	8,464	9,926
Canada - - - - - "	8,931,020	8,440,030	10,331,905	11,219,247	11,549,649	310,023	298,887	371,755	398,887	429,555
United States - - - - - "	2,406,880	2,303,592	2,964,975	2,073,842	1,942,237	71,727	69,822	97,736	62,186	68,798
Aden - - - - - "	176,364	141,801	220,083	251,857	178,548	5,195	5,195	9,233	7,728	5,639
Bahrain Islands - - - "	346,020	269,586	337,357	516,970	550,530	8,081	8,568	11,132	16,407	20,443
Ceylon - - - - - "	3,809,106	4,570,029	4,079,094	4,161,321	3,738,247	162,658	203,828	178,069	177,521	155,306
China, Treaty Ports - - "	6,207,582	8,216,823	5,007,671	9,111,147	10,950,161	175,421	275,236	136,654	272,702	388,352
Persia - - - - - "	387,308	312,614	416,443	372,628	246,205	11,650	9,536	13,566	11,590	9,353
States in Arabia other than Muscat Territory and Trucial Oman - - - - - "	55,843	108,521	234,656	245,895	297,204	1,684	3,614	7,887	8,587	10,017
Straits Settlements - - - "	340,717	462,108	593,642	667,257	663,824	11,824	16,638	21,373	22,280	23,640
Turkey, Asiatic:—										
Levant and Black Sea - - - - - "			654,317	931,017	503,946			21,614	27,888	17,504
Red Sea - - - - - "			211,624	352,808	358,278			6,710	10,561	11,178
Persian Gulf - - - - - "			2,258,359	3,112,250	1,987,401	80,278	114,681	75,181	99,816	73,208
Australia - - - - - "	8,159,824	8,782,120	9,581,874	8,969,397	9,395,399	229,093	260,233	286,585	268,534	315,892
New Zealand - - - - - "	446,014	564,840	440,258	426,428	308,353	13,929	18,141	14,629	12,929	10,907
Other Countries - - - - - "	451,737	678,796	930,570	1,027,905	887,152	15,450	23,990	32,745	32,205	30,892
"	249,093,808	253,218,162	258,655,083	277,023,371	288,925,598	7,795,636	8,240,024	8,552,370	8,800,353	9,960,641
Tea, Green (I. H.):										
United Kingdom - Lb.	232,404	882,990	1,290,559	797,090	33,210	6,965	20,413	44,340	27,673	1,384
Russia - - - - - "	2,600	150,872	164,094	10,239	34,759	87	6,555	6,369	306	1,377
Canada - - - - - "	14,863	4,700	239,975	227,836	14,916	456	157	9,976	9,331	612
United States - - - - - "	51,653	34,800	180,630	232,860	0	1,355	1,160	9,719	9,702	0
Ceylon - - - - - "	0	0	236,365	53,230	161,430	0	0	0,840	2,218	6,726
Turkistan, Russian - - - "	0	0	0	143,080	302,650	0	0	0	6,170	12,617
Other Countries - - - - - "	11,606	9,625	11,492	25,705	1,028	417	270	490	898	15
"	313,126	1,082,927	2,123,135	1,495,040	547,993	9,300	37,555	78,573	56,298	22,731
TOTAL, Tea - - - - - "	249,412,934	254,301,089	260,778,218	278,518,411	289,473,591	7,804,936	8,277,570	8,630,952	8,862,651	9,983,372
Tea, Waste, for the Manufacture of Caffeine (IV.):										
United Kingdom - Lb.	941,214	857,495	886,120	1,177,992	809,224	5,943	4,846	4,238	5,540	4,210
United States - - - - - "	945,611	1,350,139	1,070,688	1,594,318	2,267,036	4,172	6,406	6,908	8,467	13,856
Other Countries - - - - - "	63,028	15,628	5,132	7,495	8,018	275	58	19	34	41
"	1,949,853	2,223,262	1,961,940	2,779,805	3,084,288	10,390	11,310	11,125	14,050	17,907
Textiles:										
Cotton:										
Raw (II. H.):										
United Kingdom - Cwt.	517,678	567,916	418,012	305,545	384,914	1,244,460	1,621,758	1,205,891	717,016	957,351
Austria-Hungary - - - "	694,390	681,740	471,580	396,452	747,041	1,664,011	1,942,842	1,307,201	1,009,166	1,940,417
Belgium - - - - - "	1,073,363	1,095,494	774,463	864,304	1,133,083	2,403,840	2,952,238	2,005,730	2,092,238	2,820,500
France - - - - - "	410,395	387,591	291,960	327,767	524,264	983,155	1,079,283	811,504	823,267	1,340,195
Germany - - - - - "	1,338,132	1,391,357	890,516	950,199	1,688,070	2,857,747	3,543,731	2,223,564	2,208,579	4,001,628
Greece - - - - - "	0	906	1,694	0	355	0	2,646	5,206	0	850
Holland - - - - - "	26,553	19,663	8,399	21,670	28,922	57,965	54,098	23,404	52,832	72,617
Italy - - - - - "	943,545	1,100,352	680,271	583,698	848,576	2,174,955	2,961,824	1,870,207	1,464,508	2,121,177
Norway - - - - - "	2,008	2,397	0	175	3,066	4,738	6,615	0	467	6,900
Portugal - - - - - "	918	180	381	1,050	2,100	2,293	480	1,104	3,337	5,850
Russia - - - - - "	4,854	7,559	0	3,544	27,327	12,654	17,355	0	9,240	72,474
Spain - - - - - "	197,140	317,500	127,815	86,950	166,933	463,573	898,894	376,224	233,734	448,502
Sweden - - - - - "	37,646	36,851	6,490	3,274	8,183	95,969	108,517	20,923	9,602	20,822
Egypt - - - - - "	0	736	220	28	8,559	0	1,889	497	43	8,966
United States - - - - - "	45,886	33,661	17,719	22,857	26,482	83,163	62,106	34,077	39,440	55,247

Exports of Principal Articles of Indian Produce and Manufactures, distinguishing Principal Countries to which Exported—continued.

ARTICLES AND COUNTRIES.	QUANTITIES.					VALUE.				
	1909-10.	1910-11.	1911-12.	1912-13.	1913-14.	1909-10.	1910-11.	1911-12.	1912-13.	1913-14.
Textiles—cont.										
Cotton—cont.										
Raw—cont.										
Ceylon - Cwt.	7,104	5,824	8,122	6,683	6,894	17,134	16,022	24,006	17,151	17,742
China, Hong-Kong	106,122	91,850	42,016	78,763	109,581	243,005	258,054	123,065	205,971	264,895
Treaty Ports	239,577	67,590	48,097	118,007	84,707	576,131	179,129	129,607	315,487	226,065
French Indo-China	8,696	9,550	1,830	0	141	20,307	27,833	6,075	0	185
Japan	8,303,375	2,852,453	3,514,651	3,591,768	4,817,560	8,028,896	8,253,427	9,475,689	9,664,544	12,934,223
Straits Settlements	3,208	10	3,336	1,288	27	7,104	14	7,825	3,805	50
Australia	5,485	7,425	8,769	5,331	5,238	12,197	17,576	20,174	12,195	12,445
Other Countries	1,968	7,795	12,182	8,164	9,289	1,899	10,750	11,772	9,074	14,434
	8,968,043	8,686,400	7,328,523	7,377,512	10,626,312	20,954,996	24,037,051	19,683,627	18,890,196	27,361,655
Twist and Yarn :										
†Mule and Water, Nos. 1 to 10 (III. O.):										
United Kingdom - Lb.	—	—	—	632,044	265,435	—	—	—	16,785	7,341
Turkey, European	—	—	—	481,200	199,200	—	—	—	18,801	5,599
Egypt	—	—	—	1,118,100	774,900	—	—	—	31,886	21,250
Aden	—	—	—	896,000	875,000	—	—	—	28,444	27,054
Bahrein Islands	—	—	—	318,400	117,200	—	—	—	8,512	3,244
China, Hong-Kong	—	—	—	43,561,102	42,934,698	—	—	—	1,340,779	1,312,620
Treaty Ports	—	—	—	44,474,050	44,284,920	—	—	—	1,340,558	1,369,657
Persia	—	—	—	193,200	158,250	—	—	—	5,323	4,778
Straits Settlements	—	—	—	387,200	397,200	—	—	—	11,321	12,837
Turkey, Asiatic:—	—	—	—	—	—	—	—	—	—	—
Levant and Black Sea	—	—	—	2,052,639	1,860,962	—	—	—	58,683	52,757
Persian Gulf	—	—	—	676,800	660,600	—	—	—	18,303	23,770
Other Countries	—	—	—	559,547	756,296	—	—	—	16,010	21,973
	—	—	—	95,350,282	93,484,661	—	—	—	2,800,495	2,863,350
†Mule and Water, Nos. 11 to 20 (III. O.):										
Egypt - Lb.	—	—	—	984,700	879,000	—	—	—	83,764	30,542
Aden	—	—	—	683,782	491,328	—	—	—	26,849	19,183
Tripoli	—	—	—	129,600	362,400	—	—	—	4,570	12,877
China, Hong-Kong	—	—	—	50,593,862	51,677,260	—	—	—	1,694,954	1,793,922
Treaty Ports	—	—	—	44,505,105	38,909,100	—	—	—	1,502,518	1,360,060
Muscat Territory and Trucial Oman	—	—	—	99,750	143,640	—	—	—	3,857	5,679
Persia	—	—	—	1,263,350	1,346,900	—	—	—	50,772	55,072
Straits Settlements	—	—	—	998,400	972,968	—	—	—	33,264	32,555
Turkey, Asiatic:—	—	—	—	—	—	—	—	—	—	—
Levant and Black Sea	—	—	—	2,514,750	3,220,700	—	—	—	86,400	114,717
Persian Gulf	—	—	—	1,145,200	1,136,100	—	—	—	41,533	38,685
Other Countries	—	—	—	368,481	322,785	—	—	—	13,169	11,839
	—	—	—	103,286,980	99,462,181	—	—	—	3,491,650	3,481,131
†Mule and Water, Nos. 21 to 30 (III. O.):										
China, Hong-Kong - Lb.	—	—	—	190,800	107,200	—	—	—	5,885	3,787
Java	—	—	—	120,600	188,580	—	—	—	4,908	7,309
Persia	—	—	—	308,400	193,820	—	—	—	14,677	9,050
Straits Settlements	—	—	—	2,835,850	2,596,995	—	—	—	91,145	98,632
Other Countries	—	—	—	144,301	200,901	—	—	—	6,069	9,231
	—	—	—	3,099,951	3,287,496	—	—	—	122,684	128,009
†Mule and Water, Nos. 31 to 40 (III. O.):										
Siam - Lb.	—	—	—	103,600	114,800	—	—	—	5,187	5,342
Straits Settlements	—	—	—	184,400	274,800	—	—	—	8,481	13,833
Other Countries	—	—	—	54,800	118,045	—	—	—	2,931	5,143
	—	—	—	342,800	507,645	—	—	—	16,549	23,818
†Mule and Water, above No. 40 (III. O.) - Lb.										
	—	—	—	1,500	140	—	—	—	95	10
†Orange Red and other Colours, Nos. 1 to 20 (III. O.):										
Aden - Lb.	—	—	—	239,400	58,200	—	—	—	12,712	2,476
Ceylon	—	—	—	204,611	218,324	—	—	—	10,949	11,074
Other Countries	—	—	—	335,452	226,966	—	—	—	15,667	10,352
	—	—	—	829,463	503,490	—	—	—	39,328	23,902

†Separately recorded from April 1912.

Exports of Principal Articles of Indian Produce and Manufactures, distinguishing
Principal Countries to which Exported—continued.

ARTICLES AND COUNTRIES.	QUANTITIES.					VALUE.				
	1909-10.	1910-11.	1911-12.	1912-13.	1913-14.	1909-10.	1910-11.	1911-12.	1912-13.	1913-14.
Textiles—cont.										
Cotton—cont.										
Manufactures—cont.										
Piece Goods—cont.										
Grey (unbleached)—cont.						£	£	£	£	£
†T. Cloth and Domestic (III. O.):										
Africa, East, German - Yds.	—	—	—	2,291,100	1,604,294	—	—	—	23,213	15,837
Portuguese - " "	—	—	—	2,389,955	1,694,285	—	—	—	17,668	11,810
East African Protectorate - " "	—	—	—	1,703,130	1,159,976	—	—	—	16,375	10,316
French Somaliland - " "	—	—	—	47,280	614,550	—	—	—	559	7,422
Aden - " "	—	—	—	5,171,143	2,897,816	—	—	—	61,570	31,961
China, Treaty Ports - " "	—	—	—	602,380	541,020	—	—	—	5,168	4,676
Egypt - " "	—	—	—	445,704	912,750	—	—	—	4,585	9,859
Persia - " "	—	—	—	2,969,390	2,829,238	—	—	—	30,078	30,638
Siam - " "	—	—	—	1,704,688	1,654,520	—	—	—	15,240	16,871
Turkey, Asiatic: Persian Gulf - " "	—	—	—	2,831,858	6,969,544	—	—	—	25,912	63,521
Other Countries - " "	—	—	—	766,620	701,998	—	—	—	8,060	6,693
	—	—	—	20,923,228	21,579,991	—	—	—	208,428	209,654
†Shirtings (III. O.):										
Turkey, Asiatic: Persian Gulf - Yds.	—	—	—	680,776	747,390	—	—	—	6,907	7,124
Other Countries - " "	—	—	—	1,114,686	1,421,360	—	—	—	11,052	13,408
	—	—	—	1,795,462	2,168,750	—	—	—	17,959	20,532
†Other Sorts (III. O.):										
Ceylon - Yds.	—	—	—	143,820	326,466	—	—	—	2,505	5,825
Egypt - " "	—	—	—	234,016	666,300	—	—	—	2,280	6,159
Africa, East, German - " "	—	—	—	1,137,556	755,532	—	—	—	13,288	9,301
Portuguese - " "	—	—	—	732,407	712,293	—	—	—	5,620	6,261
East African Protectorate - " "	—	—	—	580,747	583,725	—	—	—	6,966	7,325
French Somaliland - " "	—	—	—	39,300	1,185,670	—	—	—	410	12,565
Mauritius - " "	—	—	—	1,665,700	892,086	—	—	—	19,225	10,010
Aden - " "	—	—	—	3,196,125	1,616,121	—	—	—	34,464	17,012
Bahrein Islands - " "	—	—	—	784,245	465,186	—	—	—	8,387	4,782
Persia - " "	—	—	—	620,670	832,924	—	—	—	6,769	9,004
Turkey, Asiatic: Persian Gulf - " "	—	—	—	2,200,350	2,372,620	—	—	—	23,037	25,206
Other Countries - " "	—	—	—	1,646,227	1,438,640	—	—	—	18,951	17,591
	—	—	—	12,981,163	11,847,503	—	—	—	141,942	131,043
Total Grey, unbleached:										
Africa, East, German - Yds.	5,877,000	5,361,300	5,539,781	6,941,872	5,589,380	65,789	62,015	64,152	85,786	68,796
Italian (Eritrea and Somaliland) - " "	1,445,833	1,304,945	583,146	386,988	487,550	12,355	11,173	5,203	3,974	4,501
Africa, East, Portuguese - " "	6,418,545	5,350,394	3,658,538	4,643,057	4,501,406	49,877	47,096	33,501	44,542	45,363
Ceylon - " "	96,459	146,060	61,153	210,880	360,435	1,640	2,024	1,307	4,015	6,978
East African Protectorate - " "	2,864,712	3,586,268	3,055,584	3,707,987	2,980,476	30,053	38,085	34,061	42,858	34,739
Egypt - " "	1,751,218	1,939,331	1,951,269	1,041,567	1,975,350	18,262	20,520	19,169	11,170	20,031
French Somaliland - " "	0	0	0	86,580	1,335,480	0	0	0	970	20,517
Mauritius - " "	1,503,465	1,452,840	1,437,875	1,717,952	1,111,906	15,700	15,744	16,812	19,912	12,255
Zanzibar and Pemba - " "	1,208,669	1,224,170	1,124,687	600,572	438,109	12,509	13,181	12,493	7,247	5,424
Aden - " "	8,227,013	8,083,713	7,655,995	9,048,517	5,162,607	83,304	83,710	82,198	105,750	57,195
Bahrein Islands - " "	1,044,698	1,218,902	1,275,703	969,795	544,826	9,687	12,013	12,677	10,173	5,626
China, Treaty Ports - " "	5,210,985	1,777,293	133,836	855,160	598,620	46,687	15,978	1,147	7,418	5,182
Muscat Territory and Trucial Oman - " "	637,141	769,118	821,136	844,560	755,975	6,148	7,956	8,570	8,900	8,485
Other States in Arabia - " "	37,432	790,798	350,083	293,173	74,148	279	7,622	3,653	3,186	897
Persia - " "	5,419,215	2,778,303	4,206,314	3,782,492	3,856,331	51,641	27,220	42,869	38,915	41,639
Siam - " "	1,889,815	1,649,423	1,311,198	2,132,450	2,128,970	16,061	15,378	12,623	20,643	22,635
Straits Settlements - " "	458,058	505,832	652,843	846,170	871,321	5,914	7,442	9,408	12,549	12,060
Turkey, Asiatic: Persian Gulf* - " "	8,634,536	18,117,179	5,568,352	5,713,584	10,110,054	83,462	172,440	54,509	55,884	96,320
Other Countries - " "	251,284	323,725	520,240	262,414	333,560	3,849	5,382	6,395	4,612	5,219
	52,976,078	56,379,644	39,907,733	44,090,770	43,716,504	513,217	564,988	420,742	488,524	473,693
White (bleached) (III. O.) Yds.	318,537	442,369	523,570	346,270	479,034	10,937	13,655	10,239	11,180	11,912
Coloured, Printed or Dyed:										
†Lungis and Saris (III. O.):										
Ceylon - Yds.	—	—	—	8,736,472	8,275,611	—	—	—	174,277	142,506
Federated Malay States - " "	—	—	—	606,176	671,545	—	—	—	24,570	30,283
Straits Settlements - " "	—	—	—	12,988,756	14,829,468	—	—	—	387,911	428,198
Sumatra - " "	—	—	—	323,860	399,960	—	—	—	7,611	9,109
Other Countries - " "	—	—	—	1,645,356	983,362	—	—	—	25,795	15,689
	—	—	—	24,305,620	25,159,966	—	—	—	620,164	625,765
†Drills and Jeans (III. O.) Yds.	7	—	—	208,662	148,743	—	—	—	4,232	2,740

* Figures prior to 1911-12 relate to the whole of Asiatic Turkey.

† Separately recorded from April 1912.

Exports of Principal Articles of Indian Produce and Manufactures, distinguishing Principal Countries to which Exported—continued.

ARTICLES AND COUNTRIES.	QUANTITIES.					VALUE.				
	1909-10.	1910-11.	1911-12.	1912-13.	1913-14.	1909-10.	1910-11.	1911-12.	1912-13.	1913-14.
Textiles—cont.										
Cotton—cont.										
Manufactures—cont.										
Piece Goods—cont.										
Coloured, Printed or Dyed—cont.						£	£	£	£	£
*Other Sorts (III. O.):										
Africa, East, German - Yds.	—	—	—	351,614	607,866	—	—	—	6,100	10,386
" " Portu- " " guese - "	—	—	—	599,762	530,052	—	—	—	9,749	8,330
East African Protec- torate - - - - - "	—	—	—	1,210,905	1,589,175	—	—	—	19,575	23,520
Egypt - - - - - "	—	—	—	601,963	699,168	—	—	—	9,371	9,956
Aden - - - - - "	—	—	—	2,269,539	1,884,762	—	—	—	33,817	28,713
Bahrein Islands - - - "	—	—	—	541,386	183,178	—	—	—	8,094	3,263
Ceylon - - - - - "	—	—	—	572,261	564,185	—	—	—	13,588	13,008
Muscat Territory and Trucial Oman - - - - "	—	—	—	832,937	454,369	—	—	—	12,428	6,705
Persia - - - - - "	—	—	—	2,089,447	3,672,938	—	—	—	31,297	55,296
Siam - - - - - "	—	—	—	2,418,462	2,784,440	—	—	—	44,811	57,503
Straits Settlements - - "	—	—	—	1,299,659	2,122,668	—	—	—	22,862	37,696
Turkey, Asiatic: Per- sian Gulf - - - - - "	—	—	—	2,540,294	2,488,343	—	—	—	30,258	29,082
Other Countries - - - - "	—	—	—	2,233,261	2,149,375	—	—	—	32,450	27,347
—	—	—	—	17,561,490	19,729,460	—	—	—	274,910	310,354
Total Coloured, Printed or Dyed:										
Africa, East, German - Yds.	1,077,653	1,109,967	1,027,219	742,037	744,266	13,142	12,727	12,258	10,805	12,054
" " Italian (Eritrea and Somali- land) - - - - - "	356,569	329,911	436,505	355,669	424,642	4,496	4,717	5,420	4,498	5,106
Africa, East, Portu- guese - - - - - "	635,892	793,209	661,255	681,722	573,977	8,761	12,558	11,509	10,737	8,785
East African Protec- torate - - - - - "	275,650	533,618	807,747	1,458,181	1,758,124	3,648	7,130	11,327	22,416	25,092
Egypt - - - - - "	631,374	844,980	686,932	727,983	905,317	10,817	13,748	11,390	11,870	12,044
Mauritius - - - - - "	537,483	803,048	411,596	534,073	423,271	7,048	13,652	7,908	8,150	5,294
Aden - - - - - "	2,189,832	2,707,051	3,469,760	2,402,473	1,901,854	27,377	36,917	47,130	35,388	28,985
Bahrein Islands - - - "	1,139,774	1,277,712	924,740	555,576	188,778	16,189	18,986	14,254	8,936	3,492
Ceylon - - - - - "	10,078,770	9,935,743	8,471,529	9,318,390	8,844,729	255,927	256,768	221,038	188,122	154,980
China, Treaty Ports - - "	533,949	12,426	78,202	275,297	56,205	6,216	220	1,471	4,214	885
Federated Malay States - "	179,436	355,483	498,520	679,624	717,382	5,739	13,146	20,565	25,904	31,284
Muscat Territory and Trucial Oman - - - - "	1,011,495	809,237	807,145	960,187	548,224	13,781	12,107	12,750	14,438	8,106
Other States in Arabia - "	39,469	642,840	1,220,756	476,850	296,265	643	9,120	15,453	7,008	4,051
Persia - - - - - "	4,613,069	3,370,133	2,657,201	2,095,847	3,711,023	66,008	43,012	33,888	31,341	55,723
Philippines - - - - - "	1,649,894	617,748	292,447	39,451	0	21,165	7,047	3,348	517	0
Siam - - - - - "	1,176,670	1,993,002	2,283,054	2,418,752	2,784,440	19,522	36,304	43,384	44,824	57,503
Straits Settlements - - "	10,481,975	12,054,389	12,263,343	14,380,149	17,041,687	301,380	331,187	346,400	412,309	467,570
Sumatra - - - - - "	—	9,780	100,710	332,640	404,523	—	327	2,931	7,595	9,266
Turkey, Asiatic: Per- sian Gulf - - - - - "	2,924,054	3,313,608	2,405,023	2,540,294	2,488,343	35,748	36,305	30,607	30,258	29,082
Other Countries - - - - "	1,309,935	1,447,417	1,494,423	1,100,577	1,225,128	18,531	19,634	21,946	19,639	18,367
—	40,842,943	42,966,302	40,998,107	42,075,772	45,038,178	636,883	690,612	680,103	699,306	938,770
TOTAL, Cotton } Piece Goods - }	94,137,558	99,788,315	81,429,410	86,512,812	89,233,716	1,361,037	1,469,255	1,311,084	1,399,070	1,424,588
Thread, Sewing (III. O.) Lb.	175,704	185,897	210,306	163,685	204,767	10,553	9,986	11,128	9,571	11,870
Other Sorts of Manufactures (III. O.):										
Germany - - - - - Lb.	1,457,492	420,456	290,488	7,508	17,938	12,035	2,951	2,260	627	88
States in Arabia other than Muscat Territo- ry and Trucial Oman - - - - - "	—	48,334	100,451	119,114	32,786	—	1,735	3,854	5,831	1,408
Other Countries - - - - "	644,713	534,535	431,988	486,479	537,782	15,451	15,849	15,854	20,506	23,067
—	2,102,205	1,003,325	822,927	613,101	589,506	27,486	20,535	21,968	26,964	24,563
TOTAL, Cotton Manufac- tures (including Twist and Yarn) - - - - }	—	—	—	—	—	7,943,728	7,341,343	6,519,241	8,133,617	8,070,972
TOTAL, Cotton, Raw } and Manufactures - }	—	—	—	—	—	28,808,724	31,378,394	26,202,868	27,023,813	35,441,627
Flax:										
Raw (II. H.) - - - - Lb.	39,424	26,768	0	10,694	0	727	540	0	200	0
Manufactures (including Twist and Yarn) (III. O.) - - -	—	—	—	—	—	1,494	1,184	1,974	508	1,469
TOTAL, Flax, Raw and } Manufactures - }	—	—	—	—	—	2,221	1,724	1,974	708	1,469

* Separately recorded from April 1912.

† Figures prior to 1911-12 relate to the whole of Asiatic Turkey.

Exports of Principal Articles of Indian Produce and Manufactures, distinguishing Principal Countries to which Exported—continued.

ARTICLES AND COUNTRIES.	QUANTITIES.					VALUE.				
	1909-10.	1910-11.	1911-12.	1912-13.	1913-14.	1909-10.	1910-11.	1911-12.	1912-13.	1913-14.
Textiles—cont.										
*Haberdashery and Millinery (III. O.):						£	£	£	£	£
United Kingdom	—	—	—	—	—	—	—	—	7,569	4,526
Other Countries	—	—	—	—	—	—	—	—	8,719	6,273
Hemp (chiefly Sann):									16,288	10,799
Raw (II. H.):										
United Kingdom - Cwt.	257,272	267,693	242,637	326,425	297,444	210,562	219,027	217,040	341,166	294,694
Belgium	70,778	71,993	102,467	124,677	140,221	58,016	59,230	88,603	122,611	129,030
Denmark	2,703	0	2,391	5,523	7,639	1,847	0	1,946	5,547	6,806
France	45,973	38,254	47,648	30,914	69,242	36,197	29,052	39,735	31,793	61,006
Germany	51,109	52,011	51,025	62,110	68,341	49,207	45,649	50,100	68,326	69,408
Greece	2,187	4,095	2,733	3,089	7,887	1,440	2,767	2,301	2,762	6,870
Italy	40,213	50,716	71,328	58,793	103,333	31,001	40,049	67,047	58,157	97,769
Spain	4,092	4,598	1,543	1,854	6,314	3,223	4,364	1,227	1,972	5,972
Other Countries	6,368	10,527	9,177	9,884	11,127	5,635	9,681	9,217	10,139	10,684
	480,695	500,187	530,949	623,269	711,548	397,126	409,819	477,216	642,378	682,319
Manufactures (III. O.)	—	—	—	—	—	45	53	545	1,345	1,343
TOTAL, Hemp, Raw and Manufactures	—	—	—	—	—	397,173	409,872	477,761	643,718	683,662
Jute:										
Raw (II. H.):										
United Kingdom - Tons	297,799	234,719	345,762	340,673	290,969	4,289,508	3,885,292	6,530,513	7,352,171	7,826,358
Austria-Hungary	35,172	40,303	49,809	52,089	45,727	446,952	603,982	888,705	1,100,345	1,319,392
Belgium	7,945	3,944	5,298	4,774	4,617	108,733	64,333	100,669	101,510	105,261
France	82,868	72,343	68,413	86,204	72,708	1,140,882	1,188,172	1,288,463	1,844,225	2,045,092
Germany	163,676	149,066	170,688	180,149	153,380	2,223,382	2,408,290	3,390,571	3,820,361	4,409,111
Greece	1,535	621	352	571	564	21,497	9,851	6,938	13,308	16,878
Holland	482	133	0	0	1,425	7,115	2,061	0	0	41,803
Italy	37,016	41,474	32,032	42,254	37,770	504,206	662,269	603,609	921,216	1,138,327
Russia	6,856	8,384	6,971	8,776	9,086	137,240	99,070	136,023	195,378	266,500
Spain	22,123	16,606	23,206	25,706	21,181	301,633	270,425	427,571	566,135	584,461
Egypt	0	0	1,474	0	0	0	0	28,569	0	0
United States	71,432	64,714	99,892	124,325	117,744	868,075	1,026,599	1,523,874	1,890,399	2,457,009
Argentina	0	0	362	487	900	0	0	6,667	8,854	18,768
Brazil	1	438	1,318	4,671	3,594	8	10,386	25,983	104,657	102,590
Japan	2,632	3,302	3,959	4,652	3,703	32,361	48,893	72,399	97,729	109,868
Australia	343	241	348	338	376	4,793	4,634	7,667	8,903	12,396
Other Countries	538	335	271	625	307	5,658	4,312	4,513	8,591	7,115
	730,418	636,623	810,155	876,294	768,451	10,058,873	10,326,649	15,037,794	18,033,782	20,550,929
Twist and Yarn (III. O.) - Lb.	271,079	265,432	161,489	318,932	155,480	2,233	2,153	1,997	4,330	1,940
Manufactures:										
Canvas (III. O.) - Yds.	10,540	2,152	10,000	2,200	50	108	22	93	72	4
Gunny Bags (III. O.):										
United Kingdom - No.	34,333,289	33,427,075	29,831,998	27,434,422	27,524,088	526,742	490,494	456,080	554,824	613,472
Austria-Hungary	368,000	498,200	824,000	970,400	112,700	5,742	5,343	11,583	19,133	2,067
Belgium	6,946,000	6,508,600	5,840,600	4,176,300	5,091,144	81,990	80,591	79,863	79,709	112,363
Bulgaria	657,400	903,233	895,300	421,400	501,700	12,839	15,541	15,856	8,689	12,851
France	907,200	679,650	577,750	935,350	707,000	15,922	12,428	11,932	23,830	21,036
Germany	8,098,906	6,518,500	4,790,340	6,334,150	5,363,772	116,046	89,975	74,435	117,984	114,266
Greece	517,000	733,400	899,400	1,022,700	958,800	7,268	10,118	13,010	18,950	20,796
Holland	2,098,500	981,000	1,339,700	767,400	2,051,380	31,277	15,338	21,153	15,577	42,858
Norway	75,000	99,000	330,000	160,500	468,500	850	1,069	4,193	2,404	9,837
Roumania	1,423,800	1,791,000	1,358,300	1,868,300	1,586,800	25,048	29,833	28,102	40,148	38,326
Russia	1,450,800	222,000	351,000	350,000	0	22,816	8,931	6,613	6,545	0
Spain	28,400	24,900	9,300	453,200	620,600	484	447	205	6,205	9,014
Turkey in Europe	1,658,233	2,455,250	2,268,700	1,058,800	893,700	32,575	46,472	48,717	26,579	25,043
Egypt	11,549,337	12,813,600	9,981,575	13,395,700	11,634,995	306,898	303,979	254,093	363,953	384,259
Africa, East, Portuguese	4,623,650	4,747,425	4,194,442	5,376,350	5,224,150	73,216	80,092	80,059	120,024	123,750
Cape Colony	5,020,905	4,771,550	4,435,691	4,685,900	3,987,625	106,157	104,123	110,071	143,909	129,852
Africa, East, Italian	99,600	111,950	106,470	241,900	6,000	1,697	2,312	2,350	6,221	134
East African Protectorate	313,273	483,008	632,910	1,221,550	1,223,588	5,203	8,668	13,644	28,794	30,757
Gold Coast	0	0	85,000	164,800	231,200	0	0	1,667	4,086	6,246
Madagascar	616,100	561,150	519,400	946,700	858,300	9,847	8,803	8,525	17,706	17,075
Mauritius	3,790,600	3,741,400	2,373,200	2,610,400	2,022,900	59,752	56,862	38,356	60,690	50,963
Morocco	470,800	330,700	636,500	870,320	153,900	7,805	5,510	12,492	20,424	3,126
Natal	7,288,852	9,252,675	5,876,250	7,262,350	6,837,925	120,942	146,264	113,448	167,160	169,266
Zanzibar and Pemba	338,850	547,750	269,800	304,000	323,000	5,497	9,158	5,499	6,456	7,598
Sandwich Islands	9,255,400	9,556,531	9,868,600	9,023,500	9,560,600	100,201	99,304	116,077	120,957	170,495
Other Islands in Pacific	22,000	242,000	326,200	124,250	350,200	412	4,259	5,125	2,243	6,916
Canada	2,608,600	2,682,700	2,437,200	2,429,000	2,398,800	22,771	23,178	22,738	32,958	31,316
United States	49,675,900	46,224,570	47,838,700	43,092,596	58,009,100	460,580	419,644	576,247	592,858	1,008,261
West Indies, British	1,063,550	1,582,300	1,382,750	951,000	1,385,175	21,497	31,785	31,321	26,075	41,721
Cuba	12,445,100	10,502,800	8,031,300	10,421,600	9,790,600	233,080	199,016	176,380	268,426	290,430
Hayti and St. Domingo	33,000	106,000	357,700	618,500	343,300	528	2,305	8,525	17,011	10,494
Porto Rico	1,234,800	1,685,600	702,000	1,001,000	947,100	20,979	30,195	14,107	23,749	23,875
British Guiana	929,800	340,900	436,450	529,250	926,250	16,490	6,298	9,728	12,608	25,305
Argentine Republic	410,100	658,300	1,350,000	995,900	6,112,100	8,012	8,122	15,658	18,609	115,795
Chile	41,008,643	41,192,720	32,332,690	36,329,900	36,673,450	474,138	516,995	466,687	557,422	662,887
Peru	2,461,528	3,511,400	2,190,800	3,572,500	2,714,000	43,832	61,192	40,727	77,487	61,440
Aden	340,033	344,722	350,050	476,505	538,200	5,481	5,987	6,868	10,508	12,629

* Separately recorded from April 1912.

Exports of Principal Articles of Indian Produce and Manufactures, distinguishing Principal Countries to which Exported—continued.

ARTICLES AND COUNTRIES.	QUANTITIES.					VALUR.				
	1909-10.	1910-11.	1911-12.	1912-13.	1913-14.	1909-10.	1910-11.	1911-12.	1912-13.	1913-14.
Textiles—cont.										
Jute—cont.										
Manufactures—cont.										
Gunny Bags—cont.										
Celebes and other Islands - No.	41,000	188,800	189,900	413,600	453,000	£	£	£	£	£
Ceylon	895,919	918,085	728,257	744,495	1,473,628	658	2,757	3,746	9,359	10,383
China, Hong-Kong	4,208,564	1,483,400	2,792,600	1,714,700	2,101,700	13,442	13,306	13,171	14,680	33,168
Treaty Ports	22,876,033	8,727,250	11,495,700	19,466,248	12,118,662	64,863	27,262	53,862	39,543	43,316
Formosa	0	0	0	0	280,000	383,177	153,381	229,725	451,300	232,758
French Indo-China	11,165,122	14,408,555	7,490,610	8,813,332	17,668,570	0	0	0	0	6,003
Japan	6,998,651	2,073,600	2,328,600	2,129,500	4,107,100	180,430	241,246	129,123	154,953	302,033
Java	8,872,350	11,533,400	9,774,800	17,025,301	17,851,036	124,135	31,539	42,060	42,702	91,957
Persia	167,260	359,700	748,950	851,380	323,335	174,724	229,803	213,840	426,008	464,745
Philippines	1,364,000	562,300	203,000	718,100	808,500	3,140	6,586	15,723	7,685	7,480
Siam	8,244,164	13,077,000	3,432,518	6,140,420	19,022,391	14,420	6,467	3,335	6,408	11,838
Straits Settlements	11,041,147	10,424,627	8,941,990	8,921,527	10,660,330	155,450	242,701	67,405	194,002	304,872
Turkey, Asiatic*—										
Levant and Black Sea										
Persian Gulf	5,258,012	6,591,643	2,165,600	2,533,385	3,323,250			40,342	66,408	87,141
Australia	56,701,206	68,825,585	42,698,765	38,125,380	64,809,311	90,894	125,805	37,941	35,072	29,014
New Zealand	10,862,899	8,222,950	6,853,950	8,707,050	8,002,575	1,058,946	1,251,545	901,789	927,412	1,000,436
Fiji Islands	344,500	922,950	704,230	687,400	413,150	235,474	185,933	192,194	258,000	248,338
Other Countries	1,156,059	1,727,632	1,454,024	1,087,276	1,832,155	6,466	16,374	14,386	19,001	11,243
	364,368,835	360,880,236	289,894,141	311,707,646	363,759,260	5,738,304	5,709,361	5,054,283	6,448,066	8,353,417
Gunny Cloth (III. O.):										
United Kingdom - Yds.	32,738,618	41,647,472	45,618,350	40,847,225	50,654,742	245,014	282,942	360,386	406,123	557,711
Austria-Hungary	555,000	1,098,500	827,000	95,000	474,000	3,741	7,798	7,122	967	5,564
Belgium	140,000	661,000	685,500	66,000	20,000	920	4,523	5,836	968	247
Germany	2,759,000	5,221,000	9,097,900	2,775,400	7,235,340	16,629	31,718	65,553	26,546	87,106
Greece	51,000	57,000	50,000	0	582,000	596	603	513	0	5,943
Holland	308,000	901,400	1,339,500	244,000	512,500	1,988	5,103	11,273	1,046	5,194
Roumania	511,000	508,000	808,000	114,000	363,000	2,795	2,709	5,415	983	4,028
Russia	0	0	940,000	98,000	59,961	0	0	0,075	825	741
Sweden	500,000	770,000	410,000	98,000	168,000	2,833	3,941	2,402	807	1,610
Turkey in Europe	932,000	1,257,800	4,077,120	1,064,000	896,500	6,317	9,548	33,723	11,333	9,987
Cape Colony	415,850	664,350	550,250	683,850	900,200	3,357	5,622	5,473	8,770	11,146
Egypt	389,050	484,800	762,640	978,840	629,840	1,916	3,325	5,521	9,064	7,141
Natal	619,150	742,800	401,650	504,400	663,454	4,350	5,147	3,200	6,803	9,115
Canada	18,779,000	28,930,000	33,445,400	50,251,300	35,280,000	113,320	174,062	223,488	457,330	374,870
United States	660,884,687	664,273,202	595,875,500	663,293,316	735,230,187	3,760,190	3,714,443	3,533,910	5,247,451	6,816,046
Argentine Republic	180,244,900	161,916,000	131,468,500	215,953,127	173,724,500	1,148,514	977,567	922,745	2,055,702	1,847,947
Chile	1,058,700	1,224,200	508,000	845,750	1,244,500	5,878	6,601	2,302	6,005	10,322
Ecuador	188,000	415,000	1,425,000	850,000	2,015,000	1,360	3,642	14,203	10,575	24,046
Peru	148,500	548,100	575,500	513,300	795,250	840	3,140	3,654	4,138	8,513
Uruguay	10,178,000	3,152,000	10,118,000	9,052,000	8,726,000	66,405	51,094	72,853	88,907	105,824
Ceylon	2,108,180	2,110,508	1,867,550	1,896,450	1,872,500	14,518	14,418	14,112	18,028	21,457
China, Hong-Kong	910,300	248,000	275,000	111,000	190,000	5,307	1,730	2,068	1,115	2,341
Treaty Ports	1,982,500	2,609,000	2,499,500	3,378,750	4,243,750	14,638	18,418	21,155	38,177	55,406
Japan	1,361,600	857,000	474,000	245,000	482,400	10,775	6,595	4,453	2,704	6,474
Persia	490,000	713,500	172,500	213,700	487,760	5,538	6,728	2,005	2,058	7,670
Philippines	1,205,000	1,406,000	2,346,000	1,876,000	2,548,000	8,571	11,125	18,590	16,362	26,160
Turkey, Asiatic*—										
Levant and Black Sea										
Persian Gulf	1,648,444	1,573,240	1,102,670	917,384	1,036,450	12,259	11,825	9,657	10,252	12,314
Australia	16,049,281	22,522,678	19,543,430	20,619,209	25,752,480	138,189	178,008	172,946	221,754	316,266
New Zealand	2,098,500	2,223,675	1,581,350	2,262,450	1,904,352	17,888	18,581	13,008	25,610	25,365
Other Countries	797,080	1,504,512	1,339,212	1,900,428	2,301,371	6,143	10,636	14,330	19,121	26,912
	940,101,340	955,300,737	871,484,312	1,021,816,860	1,061,151,537	5,620,547	5,571,742	5,564,511	8,705,231	10,300,140
Rope and Twine (III. O.):										
United Kingdom - Cwt.	10,484	11,216	13,825	38,160	20,211	5,854	7,299	10,307	32,856	15,432
Argentine Republic	1,160	5,124	3,323	4,370	3,566	1,021	4,865	3,475	5,506	4,874
Java	1,188	883	1,540	2,225	4,178	1,049	781	1,678	2,800	5,702
Straits Settlements	17,067	16,503	16,516	17,152	27,309	16,912	14,791	16,494	19,092	35,707
Sumatra	2,861	4,558	6,418	8,041	3,492	2,163	4,025	6,110	10,637	4,791
Other Countries	9,716	15,472	12,294	14,711	24,114	8,003	14,194	12,785	17,448	20,803
	42,476	53,756	53,916	84,659	82,870	35,002	45,955	50,839	80,248	96,300
Other Kinds (III. O.):	1,936	1,253	1,117	907	470	1,450	415	378	457	844
TOTAL, Jute Manufactures (including Twist and Yarn)	—	—	—	—	—	11,397,653	11,329,648	10,672,101	15,247,404	18,848,750
TOTAL, Jute, Raw and Manufactures	—	—	—	—	—	21,456,526	21,656,297	25,709,335	33,281,186	39,390,688
Rhea, Ramie, or China Grass (II. H.) - Cwt.	1,026	0	0	0	0	1,817	0	0	0	0
Silk:										
Raw (II. H.):										
United Kingdom - Lb.	46,872	53,049	22,105	11,214	19,209	23,122	29,338	12,327	6,415	10,634
France	438,235	411,417	353,065	369,827	140,636	234,181	226,054	207,874	199,445	91,169
Italy	6,719	23,358	1,490	0	0	3,267	12,327	793	0	0
Other Countries	9,309	711	17	1,040	287	4,843	308	8	110	100
	501,135	494,035	381,677	382,081	160,222	265,413	268,587	221,004	205,979	101,903

* Figures prior to 1911-12 relate to the whole of Asiatic Turkey.
 † See first footnote on next page.

Exports of Principal Articles of Indian Produce and Manufactures, distinguishing Principal Countries to which Exported—continued.

ARTICLES AND COUNTRIES.	QUANTITIES.					VALUE.				
	1909-10.	1910-11.	1911-12.	1912-13.	1913-14.	1909-10.	1910-11.	1911-12.	1912-13.	1913-14.
Textiles—cont.										
Silk—cont.										
Raw—cont.										
*Chasam or Waste (II. H.):						£	£	£	£	£
United Kingdom - Lb.	331,651	260,516	263,330	255,239	205,017	20,658	16,612	28,536	14,090	11,521
France - - - - - "	1,036,007	808,884	750,748	627,166	539,678	41,083	37,809	32,439	29,947	29,634
Italy - - - - - "	117,140	77,819	73,968	54,860	100,224	5,277	3,202	2,246	2,484	6,162
Other Countries - - "	750	24	4,718	5,878	64,158	37	2	187	245	4,435
"	1,485,548	1,147,243	1,092,764	943,143	909,077	67,055	57,625	63,408	46,766	51,752
*Cocoons (II. H.):										
United Kingdom - Lb.	80,977	72,432	77,540	78,597	52,186	5,325	4,974	5,110	5,004	3,476
France - - - - - "	7,952	134,086	194,085	272,540	31,796	590	5,691	15,843	20,384	2,206
Italy - - - - - "	0	2,690	3,780	1,480	47,801	0	139	217	115	5,406
Other Countries - - "	0	65	100	0	2,016	0	3	7	0	200
"	88,929	209,273	275,505	352,617	133,799	5,915	10,807	21,177	25,503	11,288
TOTAL, Silk, Raw - "	2,075,612	1,850,551	1,749,946	1,077,841	1,203,098	338,383	337,019	305,589	278,248	164,943
Manufactures:										
Goods of Silk mixed with other Materials (III. O.):										
Aden - - - - - Yds.	84,019	137,698	196,403	238,225	173,507	2,343	2,820	3,526	5,162	3,669
Other Countries - - "	95,137	121,879	128,793	136,247	142,606	8,167	10,058	10,782	12,496	12,647
"	179,156	259,577	325,196	374,472	316,113	10,510	12,878	14,308	17,658	16,316
Piece Goods (III. O.):										
United Kingdom - Yds.	443,307	428,266	273,487	308,374	162,816	30,512	27,163	16,283	18,931	10,671
Other Countries - - "	164,178	133,544	143,365	147,543	143,293	13,295	10,849	12,136	12,537	10,753
"	607,485	561,810	416,852	455,917	306,109	43,807	38,012	28,419	31,468	21,424
Other Sorts (III. O.) - Lb.	890	890	363	295	711	170	377	703	63	133
TOTAL, Silk Manufactures - - - }	-	-	-	-	-	54,487	51,267	43,430	49,189	37,873
TOTAL, Silk, Raw and Manufactures - - - }	-	-	-	-	-	392,870	388,286	349,019	327,437	202,816
Wool:										
Raw (II. H.):										
United Kingdom - Lb.	57,454,061	56,994,995	49,775,554	51,293,915	47,489,347	1,850,846	1,867,323	1,659,622	1,704,785	1,621,111
Germany - - - - - "	150,607	270,556	492,501	320,465	490,974	3,783	6,415	14,988	9,136	17,026
United States - - - "	1,915,474	314,233	1,558,277	1,180,006	808,668	47,354	7,953	38,082	29,391	28,019
Other Countries - - "	306,384	725,867	558,426	632,182	133,072	3,176	9,166	11,517	13,136	3,490
"	59,826,526	58,305,651	52,384,758	53,426,568	48,922,061	1,905,159	1,890,857	1,724,209	1,756,448	1,669,046
Manufactures:										
Carpets and Rugs (III. O.):										
United Kingdom - Lb.	1,477,532	1,683,841	1,693,081	1,452,783	1,354,532	110,674	131,066	134,218	118,642	119,641
United States - - - "	129,032	126,906	112,797	95,682	99,772	19,624	17,376	19,408	14,088	13,569
Other Countries - - "	103,632	110,512	95,937	152,496	186,466	11,951	14,197	10,190	17,026	20,236
"	1,710,196	1,921,259	1,901,825	1,700,961	1,640,770	142,249	162,639	163,816	149,756	153,446
Piece Goods (III. O.) - Yds.	9,440	16,125	27,424	21,990	11,687	1,174	1,379	2,338	1,780	925
Shawls (III. O.) - No.	8,097	10,510	16,941	11,087	5,039	4,034	4,146	6,116	4,080	2,685
Other Sorts (III. O.):										
Ceylon - - - - - Lb.	305,101	291,714	221,254	277,113	321,510	9,389	7,343	5,970	6,788	7,519
Turkey, Asiatic: Persian Gulf - - - "	1,162	83,001	98,795	114,228	0	63	1,658	4,020	5,016	0
Other Countries - - "	107,009	117,135	61,631	49,779	86,968	3,498	3,377	4,404	4,740	2,774
"	413,272	491,850	381,680	441,120	408,478	12,950	12,378	13,794	16,544	10,293
TOTAL, Woollen Manufactures - - - }	-	-	-	-	-	160,407	180,542	186,064	172,160	167,349
TOTAL, Wool and Woollens	-	-	-	-	-	2,065,566	2,071,399	1,910,273	1,928,608	1,836,995
TOTAL, Textile Raw Materials - - - }	-	-	-	-	-	33,657,083	37,001,935	37,228,375	39,601,247	50,429,492
TOTAL, Yarns and Textile Fabrics - - - }	-	-	-	-	-	19,557,814	18,904,037	17,423,355	23,620,511	27,147,564
TOTAL, Textile Raw Materials, Yarns and Textile Fabrics - - - }	-	-	-	-	-	53,214,897	55,905,972	54,651,730	63,221,758	77,577,056

* Of these the silk of wild worms was:
 Reeled Silk - Lb. 21,488
 Chasam or Waste - " 562,619
 Cocoons - " 48,212

† Figures prior to 1911-12 refer to the whole of Asiatic Turkey.

Exports of Principal Articles of Indian Produce and Manufactures, distinguishing Principal Countries to which Exported—continued.

ARTICLES AND COUNTRIES.	QUANTITIES.					VALUE.				
	1909-10.	1910-11.	1911-12.	1912-13.	1913-14.	1909-10.	1910-11.	1911-12.	1912-13.	1913-14.
Tobacco:										
Unmanufactured (I. J.):						£	£	£	£	£
France - - - - - Lb.	1,698,717	45,114	4,778,131	1,748,923	3,576,923	12,946	269	31,652	11,334	22,829
Germany - - - - - "	28,999	913,762	3,346,219	419,517	1,283,375	154	4,048	16,498	1,809	7,019
Holland - - - - - "	905,025	3,271,384	2,305,216	584,964	2,196,050	4,722	16,063	15,206	2,473	9,161
Aden - - - - - "	5,926,976	8,702,801	7,966,490	5,870,933	9,789,105	47,505	70,667	63,307	47,669	79,608
China, Hong-Kong - - - - - "	72,226	2,093,808	3,665,194	7,707,745	7,125,370	458	13,971	22,340	59,243	50,241
Federated Malay States - - - - - "	21,600	84,531	166,608	317,682	435,704	371	1,057	2,165	3,958	5,503
Straits Settlements - - - - - "	1,634,876	2,094,455	2,380,354	2,287,955	2,200,871	19,154	22,763	22,625	23,863	24,395
Other Countries - - - - - "	347,217	409,591	1,455,915	696,928	1,204,920	4,224	5,578	10,131	6,347	13,056
	10,635,636	17,615,446	26,484,127	19,581,947	27,817,318	89,834	134,415	183,934	156,595	211,811
Manufactured:										
Cigars (I. J.):										
United Kingdom - - - - - Lb.	102,023	62,790	65,546	82,576	86,033	15,218	5,477	5,971	7,758	8,325
Federated Malay States - - - - - "	48,929	89,448	102,247	134,123	163,428	1,479	2,761	3,222	4,461	5,200
Straits Settlements - - - - - "	883,900	1,020,666	1,192,842	1,392,592	1,438,613	47,071	55,850	64,006	72,228	79,390
Other Countries - - - - - "	262,644	154,628	119,740	134,684	187,561	15,213	10,794	8,689	10,325	9,442
	1,297,496	1,327,532	1,480,375	1,743,975	1,825,635	78,981	74,882	82,788	94,872	102,435
Other Sorts (I. J.) - - - - - Lb.	291,641	362,306	520,746	367,685	380,373	2,737	3,366	4,053	4,405	5,320
TOTAL, Tobacco - - - - - "	12,224,773	19,305,284	28,485,248	21,693,607	30,023,326	170,552	212,662	271,665	255,793	319,566
Toys and Requisites for Games and Sports, including Fishing Tackle (other than Fire-arms) (III. P.):										
United Kingdom - - - - - "	—	—	—	—	—	8,226	10,588	7,351	6,803	5,421
Other Countries - - - - - "	—	—	—	—	—	9,373	9,126	10,540	13,331	14,392
	—	—	—	—	—	17,599	19,714	17,900	20,134	20,313
Umbrellas, including Parasols and Sunshades (III. P.) No.	52,104	73,602	76,169	127,641	139,932	3,949	5,284	5,615	9,506	9,083
Wax of all Kinds, other than Paraffin Wax (excluding Candles) (II. G.):										
United Kingdom - - - - - Cwt.	2,004	2,424	2,074	3,340	2,004	11,616	14,370	11,741	19,039	15,036
Belgium - - - - - "	360	794	570	451	824	1,933	4,545	3,590	2,688	5,118
Germany - - - - - "	1,863	2,131	3,458	2,580	3,849	10,121	12,404	19,742	16,053	24,112
Straits Settlements - - - - - "	1,952	2,313	3,932	933	735	11,449	12,754	23,980	5,064	4,193
Other Countries - - - - - "	819	890	2,484	342	869	4,096	5,167	6,858	2,010	5,454
	6,938	8,552	12,527	7,646	8,881	39,215	49,240	65,911	46,054	54,813
Wood and Timber:										
Timber, other than Railway Sleepers:										
Teak (II. I.):										
United Kingdom - - - - - Tons	25,909	34,568	29,451	37,296	23,102	272,700	390,177	300,631	406,093	292,657
Austria-Hungary - - - - - "	626	541	830	463	184	5,928	10,856	12,745	6,142	2,659
Belgium - - - - - "	860	1,470	675	523	913	9,296	16,419	7,206	6,201	10,775
France - - - - - "	71	211	1,265	695	591	469	2,501	12,187	5,091	4,130
Germany - - - - - "	2,476	3,509	4,772	6,859	6,282	23,398	37,587	50,413	74,928	74,242
Holland - - - - - "	652	966	980	1,155	913	5,862	9,313	9,110	11,510	10,288
Italy - - - - - "	263	780	303	351	929	3,011	8,198	2,260	3,459	8,787
Africa, East, Portuguese - - - - - "	1,299	1,180	585	793	709	14,260	10,389	6,287	8,506	7,290
East African Protectorate - - - - - "	284	132	318	692	382	1,737	936	2,426	5,282	3,116
Cape Colony - - - - - "	125	2,122	1,723	2,831	2,217	1,130	24,498	20,063	31,556	26,460
Natal - - - - - "	481	775	1,754	1,169	508	4,916	8,580	20,737	11,103	5,909
United States - - - - - "	95	922	176	628	287	719	8,580	1,294	7,073	2,909
Ceylon - - - - - "	855	1,377	2,102	1,514	2,193	5,096	8,461	12,914	9,759	14,707
Japan - - - - - "	20	165	75	2,027	2,141	134	1,131	584	13,247	22,310
Australia - - - - - "	212	1,914	912	1,187	1,492	2,565	29,052	9,298	10,991	14,165
Other Countries - - - - - "	1,500	2,456	2,481	3,038	2,984	10,399	21,814	19,594	24,200	23,884
	35,628	53,088	48,375	61,421	50,737	361,629	579,501	487,719	634,956	524,217
Other Timber (II. I.):										
United Kingdom - - - - - Tons	1,373	1,689	1,203	1,867	2,502	8,563	9,173	8,453	9,870	14,561
France - - - - - "	273	321	700	889	407	2,823	3,333	7,516	6,817	2,721
Germany - - - - - "	851	889	1,704	1,380	1,512	6,575	6,394	10,946	9,489	11,147
United States - - - - - "	665	633	363	1,200	875	4,588	4,299	5,476	8,411	6,891
Other Countries - - - - - "	2,038	1,887	2,850	3,730	2,639	8,397	7,683	11,901	18,128	11,959
	5,200	5,419	6,620	9,066	7,935	30,946	30,882	44,002	52,724	47,319
Wood:										
Firewood (II. I.) - - - - - Tons	125	2	1,490	2,400	731	86	2	1,282	1,710	645
Ornamental Wood: Ebony (II. I.) - - - - - "	—	—	—	—	—	924	1,056	726	1,154	652

No. 13—concluded.

Exports of Principal Articles of Indian Produce and Manufactures, distinguishing Principal Countries to which Exported—concluded.

ARTICLES AND COUNTRIES.	QUANTITIES.					VALUE.				
	1909-10.	1910-11.	1911-12.	1912-13.	1913-14.	1909-10.	1910-11.	1911-12.	1912-13.	1913-14.
Wood and Timber—cont.										
Ornamental Wood—cont.						£	£	£	£	£
Sandal (II. I.):										
United Kingdom	—	—	—	—	—	6,031	9,904	8,617	11,803	28,326
France	—	—	—	—	—	5,118	11,933	10,153	14,549	9,671
Germany	—	—	—	—	—	11,841	35,655	39,797	51,928	56,303
Egypt	—	—	—	—	—	5,008	4,564	3,330	3,877	5,345
United States	—	—	—	—	—	14,275	19,174	17,273	15,823	20,454
Other Countries	—	—	—	—	—	7,434	7,837	9,488	3,549	8,527
	—	—	—	—	—	49,757	89,067	88,658	101,529	128,626
Other Sorts (II. I.)	—	—	—	—	—	5,774	2,243	828	2,068	625
Wood, Manufactures of, other than Furniture and Cabinetware (III. G.):										
Mauritius	—	—	—	—	—	4,706	5,490	2,590	2,064	2,424
Ceylon	—	—	—	—	—	4,382	5,439	1,432	2,004	917
Other Countries	—	—	—	—	—	7,433	8,404	8,537	11,378	8,567
	—	—	—	—	—	16,521	19,333	12,559	15,446	11,908
TOTAL, Wood and Timber	—	—	—	—	—	465,637	722,086	635,864	809,582	714,092
Articles exported by Post (IV.):										
United Kingdom	—	—	—	—	—	183,282	323,499	252,328	263,637	322,506
France	—	—	—	—	—	17,523	23,249	49,068	49,918	89,850
Italy	—	—	—	—	—	8,110	7,920	16,466	13,666	16,478
East African Protectorate	—	—	—	—	—	2,550	3,280	4,045	5,353	8,017
Egypt	—	—	—	—	—	5,968	6,063	8,520	8,130	8,294
Mauritius	—	—	—	—	—	1,942	5,411	3,055	3,769	4,422
Zanzibar and Pemba	—	—	—	—	—	2,238	3,477	4,012	7,057	4,644
Ceylon	—	—	—	—	—	83,670	103,173	121,779	140,272	146,900
China, Hong-Kong	—	—	—	—	—	10,142	77,098	28,234	35,382	46,920
Federated Malay States	—	—	—	—	—	3,467	7,469	11,501	12,278	12,724
Siam	—	—	—	—	—	1,487	2,115	3,022	2,485	6,352
Straits Settlements	—	—	—	—	—	25,244	33,319	43,624	49,620	97,268
Turkey, Asiatic: Persian Gulf*	—	—	—	—	—	13,819	18,896	23,946	18,638	14,584
Australia	—	—	—	—	—	3,391	3,986	4,589	5,753	6,828
Other Countries	—	—	—	—	—	9,514	10,509	12,875	15,424	17,385
	—	—	—	—	—	372,347	629,464	587,104	631,402	805,172
All other articles of Merchandise:										
Unmanufactured	—	—	—	—	—	110,018	113,596	135,450	167,553	183,351
Manufactured	—	—	—	—	—	26,546	27,421	44,441	48,799	45,717
TOTAL, Exports of Indian Merchandise (exclusive of Government Stores)	—	—	—	—	—	122,997,605	137,080,646	147,879,063	160,899,289	162,800,999

No. 14.

QUANTITY and VALUE of IMPORTS of GOVERNMENT STORES into BRITISH INDIA.

ARTICLES.	1909-10.		1910-11.		1911-12.		1912-13.		1913-14.	
	Quantity.	Value.	Quantity.	Value.	Quantity.	Value.	Quantity.	Value.	Quantity.	Value.
APPAREL (including Drapery, Uniforms, Accoutrements, &c., but excluding Hosiery):										
United Kingdom	—	£ 23,228	—	£ 21,427	—	£ 14,584	—	£ 19,429	—	£ 38,402
Other Countries	—	22	—	27	—	75	—	31	—	548
	—	23,250	—	21,454	—	14,659	—	19,460	—	38,950
ARMS, AMMUNITION AND MILITARY STORES:										
United Kingdom	—	73,640	—	142,630	—	88,164	—	140,684	—	347,670
Other Countries	—	579	—	155	—	6,040	—	5,366	—	2,441
	—	74,219	—	142,785	—	94,204	—	146,050	—	350,111

* Figures prior to 1911-12 relate to the whole of Asiatic Turkey.

Quantity and Value of Imports of Government Stores into British India—continued.

ARTICLES.	1909-10.		1910-11.		1911-12.		1912-13.		1913-14.	
	Quantity.	Value.	Quantity.	Value.	Quantity.	Value.	Quantity.	Value.	Quantity.	Value.
BOOKS, PRINTED, AND PRINTED MATTER (not being Stationery) (including Maps, Charts, &c.):		£		£		£		£		£
United Kingdom	—	65,282	—	88,270	—	88,804	—	14,592	—	5,362
Other Countries	—	49	—	626	—	59	—	324	—	181
	—	65,331	—	88,896	—	88,863	—	14,916	—	5,543
BOOTS AND SHOES:										
United Kingdom	7,040	2,413	5,500	1,761	6,431	1,710	25,410	5,768	12,524	3,240
Other Countries	326	96	0	0	51	19	0	0	21	6
	7,366	2,509	5,500	1,761	6,482	1,729	25,410	5,768	12,545	3,246
BUILDING AND ENGINEERING MATERIALS OTHER THAN OF IRON, STEEL, OR WOOD:										
United Kingdom	—	40,352	—	23,139	—	64,868	—	82,748	—	89,900
Other Countries	—	9	—	0	—	0	—	1	—	0
	—	40,361	—	23,139	—	64,868	—	82,749	—	89,900
CARRIAGES AND CARTS (excluding Railway Carriages) AND PARTS THEREOF:										
United Kingdom	—	22,623	—	6,482	—	25,800	—	8,446	—	7,863
Other Countries	—	0	—	0	—	775	—	0	—	0
	—	22,623	—	6,482	—	26,575	—	8,446	—	7,863
CHEMICALS:										
United Kingdom	—	26,475	—	39,625	—	47,123	—	28,151	—	35,263
Other Countries	—	320	—	553	—	752	—	846	—	578
	—	26,795	—	40,178	—	47,875	—	28,997	—	35,841
COAL, COKE, AND PATENT FUEL:										
United Kingdom	Tons. 26,365	47,712	Tons. 10,287	18,067	Tons. 33,496	60,145	Tons. 29,208	55,673	Tons. 35,958	79,240
Other Countries	0	0	0	0	0	0	50,728	47,825	168,910	196,920
	26,365	47,712	10,287	18,067	33,496	60,145	79,936	103,498	204,868	276,160
DRUGS, MEDICINES AND NARCOTICS:										
United Kingdom	—	36,842	—	19,628	—	29,274	—	70,698	—	41,926
Other Countries	—	8,307	—	7,067	—	240	—	21,925	—	173
	—	45,149	—	26,695	—	29,514	—	92,623	—	42,099
EARTHENWARE AND PORCELAIN (excluding Pipes of Earthenware):										
United Kingdom	—	6,386	—	2,197	—	7,799	—	9,911	—	5,276
Other Countries	—	134	—	0	—	159	—	0	—	36
	—	6,520	—	2,197	—	7,958	—	9,911	—	5,312
GLASS AND GLASSWARE:										
United Kingdom	—	19,525	—	16,589	—	25,410	—	19,363	—	17,525
Other Countries	—	537	—	357	—	470	—	264	—	364
	—	20,062	—	16,946	—	25,880	—	19,627	—	17,889
HARDWARE AND CUTLERY (including Agricultural Implements and Plated Ware):										
United Kingdom	—	231,275	—	140,797	—	189,553	—	168,701	—	225,452
Other Countries	—	2,178	—	13,772	—	5,930	—	7,179	—	1,401
	—	233,453	—	154,569	—	195,483	—	175,880	—	226,853
INSTRUMENTS, APPARATUS, AND APPLIANCES AND PARTS THEREOF:										
United Kingdom	—	105,203	—	94,906	—	119,442	—	136,260	—	134,656
Other Countries	—	5,484	—	491	—	3,372	—	3,323	—	2,178
	—	110,687	—	95,397	—	122,814	—	139,583	—	136,834

Quantity and Value of Imports of Government Stores into British India—continued.

ARTICLES.	1909-10.		1910-11.		1911-12.		1912-13.		1913-14.	
	Quantity.	Value.	Quantity.	Value.	Quantity.	Value.	Quantity.	Value.	Quantity.	Value.
LEATHER:		£		£		£		£		£
United Kingdom	—	1,250	—	4,982	—	5,083	—	7,583	—	9,334
Other Countries	—	0	—	0	—	0	—	241	—	11
	—	1,250	—	4,982	—	5,083	—	7,824	—	9,345
MACHINERY AND MILL- WORK:										
United Kingdom	—	183,521	—	165,423	—	187,430	—	168,805	—	200,836
Other Countries	—	1,360	—	501	—	23,767	—	3,631	—	2,963
	—	184,881	—	165,924	—	211,197	—	172,436	—	203,799
METALS AND ORES:	Tons.		Tons.		Tons.		Tons.		Tons.	
United Kingdom	29,843	325,911	26,444	301,437	25,140	383,401	25,899	411,512	30,547	456,625
Australia	0	0	155	9,982	0	0	693	57,958	847	66,866
Other Countries	422	11,788	389	11,080	358	20,297	68	4,136	180	8,870
	30,265	337,699	26,988	322,499	25,498	403,698	26,660	473,606	31,574	532,361
PAPER AND PASTEBOARD:										
United Kingdom	—	68,181	—	62,471	—	44,823	—	33,841	—	53,715
Other Countries	—	2	—	0	—	135	—	39	—	55
	—	68,183	—	62,471	—	44,958	—	33,880	—	53,770
PRINTING AND LITHO- GRAPHING MATERIALS (excluding Paper):										
United Kingdom	—	8,044	—	9,107	—	15,533	—	15,095	—	27,352
Other Countries	—	0	—	48	—	0	—	154	—	3
	—	8,044	—	9,155	—	15,533	—	15,249	—	27,355
RAILWAY PLANT AND ROLLING STOCK:										
United Kingdom	—	1,886,130	—	1,214,495	—	1,635,253	—	1,606,093	—	2,664,761
Australia	—	120,166	—	66,745	—	36,041	—	23,107	—	13,149
United States	—	765	—	7,187	—	15	—	49,250	—	763
Other Countries	—	9,695	—	5,375	—	8,662	—	16,182	—	5,886
	—	1,966,756	—	1,293,802	—	1,679,971	—	1,694,632	—	2,684,559
SHIPS, PARTS OF (including Launches and Boats):										
United Kingdom	—	2,510	—	16,266	—	8,770	—	11,493	—	25,902
Other Countries	—	0	—	67	—	0	—	118	—	13
	—	2,510	—	16,333	—	8,770	—	11,611	—	25,915
STATIONERY (excluding Paper):										
United Kingdom	—	35,256	—	34,779	—	35,256	—	82,372	—	135,192
Other Countries	—	17	—	146	—	0	—	1	—	124
	—	35,273	—	34,925	—	35,256	—	82,373	—	135,316
TELEGRAPH, MATERIALS FOR CONSTRUCTION OF:										
United Kingdom	—	61,899	—	70,427	—	86,112	—	72,280	—	96,908
Other Countries	—	1,616	—	270	—	191	—	117	—	4,087
	—	63,515	—	70,697	—	86,303	—	72,397	—	100,995
TEXTILES:										
COTTON MANUFACTURES (including Twist and Yarn):										
Piece Goods:	Yds.		Yds.		Yds.		Yds.		Yds.	
United Kingdom	1,451,019	32,635	1,220,536	22,580	1,662,345	31,839	1,103,598	17,535	1,413,755	21,105
Other Countries	0	0	0	0	0	0	65	18	0	0
Other Sorts:										
United Kingdom	—	4,934	—	7,850	—	9,795	—	5,749	—	5,074
Other Countries	—	0	—	0	—	87	—	0	—	0
	—	37,569	—	30,430	—	41,721	—	23,302	—	26,179

Quantity and Value of Imports of Government Stores into British India—concluded.

ARTICLES.	1909-10.		1910-11.		1911-12.		1912-13.		1913-14.	
	Quantity.	Value.	Quantity.	Value.	Quantity.	Value.	Quantity.	Value.	Quantity.	Value.
TEXTILES—cont.										
FLAX MANUFACTURES (including Twist and Yarn):		£		£		£		£		£
United Kingdom	—	41,207	—	17,951	—	23,354	—	30,316	—	23,465
Other Countries	—	27	—	34	—	0	—	0	—	0
	—	41,234	—	17,985	—	23,354	—	30,316	—	23,465
WOOL, MANUFACTURES OF:										
Piece Goods:	Yds.		Yds.		Yds.		Yds.		Yds.	
United Kingdom	286,148	31,141	199,215	18,964	538,346	51,376	400,834	32,037	334,659	38,215
Other Countries	0	0	1,600	53	0	0	0	0	0	0
Other Sorts:	Lb.		Lb.		Lb.		Lb.		Lb.	
United Kingdom	36,821	1,577	151,923	15,096	205,732	26,144	41,562	2,395	11,955	1,591
Other Countries	3,800	175	0	0	0	0	5	2	0	0
ALL OTHER ARTICLES (mainly Manufactured):	—	32,893	—	34,113	—	77,520	—	34,434	—	39,806
United Kingdom	—	213,891	—	195,469	—	228,485	—	250,987	—	209,520
Other Countries	—	9,857	—	3,801	—	11,492	—	3,430	—	64,364
	—	223,748	—	199,270	—	239,977	—	254,417	—	273,884
TOTAL IMPORTS OF GOVERNMENT STORES:										
United Kingdom	—	3,554,043	—	2,772,315	—	3,535,125	—	3,508,517	—	5,001,370
Other Countries	—	173,183	—	128,337	—	118,578	—	245,468	—	371,980
Grand Total	—	3,727,226	—	2,901,152	—	3,653,703	—	3,753,985	—	5,373,350

No. 15.

QUANTITY and VALUE of EXPORTS (Indian and Foreign) of GOVERNMENT STORES from BRITISH INDIA.

APPAREL (including Drapery, Uniforms, Accoutrements, but excluding Hosiery):										
United Kingdom	—	1,234	—	278	—	6,728	—	6,353	—	6,673
Other Countries	—	2,220	—	2,717	—	8,821	—	4,390	—	3,781
	—	3,454	—	2,995	—	15,549	—	10,743	—	10,454
ARMS AND AMMUNITION:										
United Kingdom	—	157	—	1,231	—	1,734	—	1,419	—	1,585
Other Countries	—	12,234	—	8,420	—	29,310	—	20,412	—	21,341
	—	12,391	—	9,651	—	31,044	—	21,831	—	22,926
BOOKS AND PRINTED MATTER (including Maps and Charts):										
United Kingdom	—	3,962	—	2,999	—	2,742	—	2,096	—	2,494
Other Countries	—	612	—	766	—	674	—	351	—	87
	—	4,574	—	3,765	—	3,416	—	2,447	—	2,581
CHEMICALS, DRUGS, MEDICINES, AND NARCOTICS:										
United Kingdom	—	1,241	—	1,041	—	1,313	—	1,195	—	3,527
Other Countries	—	773	—	948	—	1,071	—	1,546	—	1,485
	—	2,014	—	1,989	—	2,384	—	2,741	—	5,012
METALS AND ORES:										
United Kingdom	—	0	—	8,001	—	2,042	—	1,791	—	89
Other Countries	—	2,365	—	2,784	—	1,887	—	6,974	—	2,573
	—	2,365	—	10,785	—	3,929	—	8,765	—	2,662
ALL OTHER ARTICLES (mainly Manufactured):										
United Kingdom	—	7,147	—	6,412	—	8,847	—	9,131	—	9,698
Other Countries	—	23,483	—	17,459	—	30,872	—	30,563	—	32,442
	—	30,630	—	23,871	—	39,719	—	39,694	—	42,140
TOTAL EXPORTS OF GOVERNMENT STORES:										
United Kingdom	—	13,741	—	19,962	—	23,406	—	21,985	—	24,066
Other Countries	—	41,687	—	33,094	—	72,635	—	64,236	—	61,709
Grand Total	—	55,428	—	53,056	—	96,041	—	86,221	—	85,775

TRADE WITH PRINCIPAL COUNTRIES, DISTINGUISHING PRINCIPAL ARTICLES.

ARTICLES.	QUANTITIES.					VALUE.				
	1909-10.	1910-11.	1911-12.	1912-13.	1913-14.	1909-10.	1910-11.	1911-12.	1912-13.	1913-14.
UNITED KINGDOM.										
Imports therefrom:						£	£	£	£	£
Apparel -	—	—	—	—	—	281,547	338,768	417,091	458,026	480,782
Arms, Ammunition, &c. -	—	—	—	—	—	179,053	196,155	210,246	222,681	211,950
Belting for Machinery* -	—	—	—	—	—	—	—	—	227,277	256,209
Books and Printed Matter - Cwt.	27,347	30,012	28,435	30,883	29,728	240,145	251,887	292,707	268,651	315,073
Boots and Shoes - Pairs	1,045,641	1,230,133	1,618,056	2,043,185	2,440,746	220,505	272,793	323,485	408,030	481,037
Building and Engineering Materials:										
Cement - Cwt.	1,669,456	2,203,228	2,014,566	2,470,693	2,437,905	216,705	271,875	262,957	365,021	369,810
Other Sorts - Lb.	1,848,052	1,956,834	1,938,351	1,861,766	1,744,730	82,574	101,270	87,661	88,541	149,963
Candles - Lb.	—	—	—	—	—	36,802	41,237	38,851	40,030	38,227
Carriages and Carts -	—	—	—	—	—	100,415	151,004	134,568	134,506	116,352
Chemicals -	—	—	—	—	—	418,078	448,898	479,290	466,902	505,271
Coal, Coke, and Patent Fuel - Tons	301,509	258,241	191,258	167,792	174,997	356,243	301,690	229,046	236,369	254,343
Cutlery -	—	—	—	—	—	56,433	74,124	72,957	69,798	77,000
Cycles -	—	—	—	—	—	166,609	166,804	203,917	220,324	222,245
Drugs and Medicines -	—	—	—	—	—	306,908	347,538	371,814	373,874	400,940
Dyes, &c. -	—	—	—	—	—	52,290	48,363	41,194	50,272	37,971
Earthenware and Porcelain -	—	—	—	—	—	168,365	176,585	209,049	216,521	245,095
Furniture and Cabinet-ware -	—	—	—	—	—	57,789	69,904	79,303	70,650	83,718
Glass and Glassware -	—	—	—	—	—	134,164	134,438	143,100	155,686	174,690
Hardware (excluding Cutlery):										
Agricultural Implements -	—	—	—	—	—	56,411	63,151	67,115	83,580	97,014
Other Implements and Tools -	—	—	—	—	—	109,244	129,889	129,554	183,621	211,030
Lampware -	—	—	—	—	—	60,531	70,605	89,552	74,833	72,301
Other Sorts -	—	—	—	—	—	853,103	893,231	954,308	963,360	1,124,682
Instruments, Apparatus, and Appliances -	—	—	—	—	—	533,220	592,548	703,323	750,955	910,828
Ivory, and Manufactures of -	—	—	—	—	—	92,119	86,897	54,141	67,792	76,775
Jewellery, &c. -	—	—	—	—	—	65,728	70,923	181,036	81,651	84,345
Leather, Saddlery and Harness, &c. (excluding Boots and Shoes) -	—	—	—	—	—	258,702	273,941	299,387	231,951	222,271
Liquors:										
Ale, &c. - Gals.	3,743,784	3,752,463	3,710,848	4,078,333	3,978,065	290,201	286,281	274,066	341,236	329,595
Spirits - "	805,006	802,871	824,555	816,727	898,396	432,479	438,151	463,748	466,698	514,683
Wines - "	137,179	137,895	139,522	123,915	133,576	90,770	93,309	97,876	81,215	90,694
Machinery and Millwork:										
Prime-movers (not Electrical) -	—	—	—	—	—	520,929	501,138	424,189	373,874	615,684
Electrical Machinery -	—	—	—	—	—	177,773	182,014	193,231	198,394	297,802
Boilers* -	—	—	—	—	—	—	—	—	185,145	224,999
Mining Machinery -	—	—	—	—	—	32,098	48,016	42,525	50,260	64,138
Sewing Machines -	—	—	—	—	—	74,096	110,803	101,666	184,051	209,357
Textile Machinery -	—	—	—	—	—	1,419,474	1,086,076	897,973	1,340,439	2,151,551
Other Sorts -	—	—	—	—	—	1,034,783	966,752	924,798	880,636	1,074,990
Metals:										
Copper - Cwt.	293,653	417,523	314,768	224,774	366,296	999,667	1,391,585	1,022,889	813,402	1,354,038
German Silver - Tons	12,647	13,063	13,442	9,432	13,153	60,871	63,102	55,354	44,800	67,177
Iron and Steel - Tons	375,139	387,238	408,198	436,922	611,286	4,131,686	4,296,298	4,512,843	5,170,770	7,454,230
Lead - Cwt.	99,049	82,300	80,034	79,613	97,328	93,271	78,975	80,861	92,670	120,495
Zinc - "	68,369	69,496	67,182	75,153	91,816	86,144	87,529	89,134	105,370	126,715
Other Sorts (including all sorts of Ores) - Tons	2,488	2,014	2,117	2,346	4,483	174,534	178,095	187,561	222,870	243,952
Motor Cars and Cycles -	—	—	—	—	—	252,425	352,498	516,009	638,221	724,233
Oils:										
Mineral - Gals.	2,396,220	3,698,619	3,322,551	2,806,880	2,678,754	111,535	173,101	158,973	145,596	154,595
Vegetable, Animal, &c. - "	1,123,558	1,071,404	767,870	995,041	1,327,091	109,218	118,824	104,739	117,162	142,106
Oil-cloth and Floor-cloth - Sq. Yds.	1,059,500	1,329,875	997,435	1,103,485	1,100,832	41,892	54,010	49,916	52,139	54,755
Paints, Colours, &c. -	—	—	—	—	—	293,219	331,909	373,446	420,066	443,063
Paper, Pasteboard, &c. -	—	—	—	—	—	404,116	440,600	443,054	559,984	595,129
Pitch, Tar, and Dammer - Cwt.	235,197	227,511	227,224	242,188	219,410	53,542	54,930	56,137	66,740	59,473
Printing and Lithographing Materials -	—	—	—	—	—	47,524	48,713	45,972	90,092	99,905
Provisions -	—	—	—	—	—	759,716	823,810	871,580	1,010,058	1,006,626
Railway Plant and Rolling Stock -	—	—	—	—	—	3,251,473	2,528,984	2,584,423	3,898,513	6,219,223
Rubber -	—	—	—	—	—	63,559	73,214	92,522	107,687	211,526
Salt - Tons	142,043	170,568	197,895	151,865	136,721	138,757	166,572	193,369	146,162	136,321
Ships, Parts of -	—	—	—	—	—	260,499	63,213	42,447	92,050	141,856
Soap - Cwt.	246,988	265,434	313,737	340,791	350,703	283,240	320,847	382,561	440,209	456,901
Stationery -	—	—	—	—	—	232,541	252,665	264,043	300,683	331,553
Sugar - Cwt.	63,952	68,394	76,416	105,394	90,298	139,461	154,674	172,590	193,115	185,744
Tallow -	29,942	27,067	37,719	45,492	39,610	51,130	52,233	71,476	90,935	81,927
Tea Chests - No.	—	—	—	1,859,969	2,206,037	242,000	237,568	288,870	278,011	330,731
Tobacco:										
Cigarettes - Lb.	2,107,453	1,001,727	1,325,777	1,354,427	1,509,248	323,867	208,651	302,758	312,060	351,890
Other Sorts (chiefly Manufactured) -	1,119,683	305,359	420,944	509,173	416,509	79,078	47,958	64,259	70,070	67,061
Toys and requisites for Games -	—	—	—	—	—	99,577	109,047	116,544	120,827	112,375
Umbrellas - No.	735,546	795,050	1,057,461	1,218,146	1,561,532	59,094	67,516	80,831	102,160	125,894
Umbrella Fittings -	—	—	—	—	—	59,574	91,469	72,632	82,383	76,138
Wood and Timber -	—	—	—	—	—	51,237	47,286	48,314	45,920	75,845

* Separately recorded from April 1912.

† Quantity figures prior to April 1912 are not available.

Trade with Principal Countries, distinguishing Principal Articles; Quantities and Values—continued.

ARTICLES.	QUANTITIES.					VALUE.				
	1909-10.	1910-11.	1911-12.	1912-13.	1913-14.	1909-10.	1910-11.	1911-12.	1912-13.	1913-14.
UNITED KINGDOM—cont.										
Imports therefrom—cont.										
Yarns and Textile Fabrics:										
Cotton:										
Raw - Cwt.	54,484	15,558	923,676	235,813	39,466	128,239	49,373	973,507	670,330	134,134
Twist and Yarn - Lb.	36,638,399	20,610,096	37,377,002	43,786,593	37,336,092	2,025,845	1,914,538	2,343,589	2,610,246	2,378,346
Piece Goods:										
Grey (unbleached) - Yds.	1,224,638,189	1,118,991,064	1,207,187,947	1,513,140,527	1,516,023,204	11,503,665	11,623,177	12,914,909	16,392,579	16,684,012
White (bleached) - "	483,282,648	575,534,554	618,395,467	755,736,932	781,406,871	4,951,939	6,143,824	7,097,203	8,766,475	9,230,691
Coloured, printed, or dyed - "	433,034,695	557,353,235	553,895,890	637,629,539	770,396,488	5,067,864	6,933,363	7,198,344	8,234,203	10,233,698
Handkerchiefs and Shawls - No.	15,172,104	17,362,459	18,100,086	24,961,692	34,660,227	175,187	215,046	235,901	233,811	440,358
Thread, Sewing - Lb.	1,057,164	1,186,260	1,283,538	1,393,977	1,387,472	171,762	203,677	204,784	229,334	226,835
Other Manufactures										
Flax Manufactures	—	—	—	—	—	302,294	410,350	434,195	546,904	594,305
Haberdashery and Millinery	—	—	—	—	—	133,283	167,771	182,883	213,437	264,010
Jute Manufactures (chiefly Canvas)	—	—	—	—	—	356,728	408,930	437,010	396,020	441,061
Silk Manufactures	—	—	—	—	—	40,345	53,060	71,162	76,200	94,595
Woolen Manufactures	—	—	—	—	—	84,401	102,676	95,183	167,463	185,819
Other Articles	—	—	—	—	—	901,965	1,273,711	1,336,974	1,179,830	1,482,436
TOTAL	—	—	—	—	—	48,890,579	52,724,948	57,635,248	67,628,061	78,388,140
Exports of Foreign Merchandise:										
Apparel	—	—	—	—	—	43,726	39,579	33,441	31,715	40,243
Carrriages and Carts	—	—	—	—	—	17,617	20,276	32,615	40,844	32,833
Jewellery and Plate	—	—	—	—	—	14,427	15,558	20,178	37,007	32,376
Metals - Tons	276	162	1,234	625	544	2,443	3,453	30,215	21,621	5,630
Sugar - Cwt.	4,000	81,148	1,608,792	1	19	2,402	50,821	1,032,112	1	19
Wool, Raw - Lb.	5,117,630	4,043,832	5,950,682	12,247,781	8,978,516	191,133	156,080	206,723	406,165	291,700
Other Articles	—	—	—	—	—	224,908	284,213	262,641	265,114	261,054
TOTAL	—	—	—	—	—	496,676	569,960	1,626,924	792,407	664,755
Exports of Indian Produce, &c.:										
Bran and Pollards - Tons	101,973	118,113	119,426	122,313	121,383	262,384	298,391	323,593	308,050	253,800
Bristles and Fibres - Cwt.	30,246	17,966	22,365	21,407	13,500	71,107	61,511	94,441	112,568	85,044
Chemicals: Saltpetre - "	76,144	61,004	46,590	47,217	49,280	53,728	46,651	38,787	40,230	38,844
Coffee - "	110,147	80,599	78,136	81,931	92,353	379,600	299,629	302,229	344,051	368,043
Coir and Coir Manufactures	187,754	171,507	235,324	201,116	246,177	131,189	117,721	166,518	157,116	192,370
Dyeing and Tanning Substances:										
Cutch - Cwt.	24,317	54,142	50,068	43,544	33,599	27,036	68,126	54,804	44,131	34,741
Indigo - "	2,865	2,962	6,229	1,510	3,352	33,571	42,815	82,927	15,274	42,008
Myrobalans - "	644,534	691,112	486,829	686,980	504,001	160,229	173,093	123,500	182,478	142,033
Other Sorts - "	29,034	16,855	21,177	24,387	15,821	14,563	11,170	16,627	16,472	10,318
Grain, Pulse, and Flour:										
Barley - Cwt.	247,596	212,065	3,494,702	5,814,017	2,091,786	67,954	54,172	873,048	1,737,542	817,592
Gram - "	705,924	305,046	2,521,141	697,767	239,635	188,167	70,840	648,433	187,957	69,130
Jawar and Bajra - "	402,294	255,887	54,980	6,007	74,771	86,009	51,211	10,222	1,435	19,835
Maize - "	—	—	—	374,052	42,999	—	—	—	92,725	9,777
Pulse - "	698,920	1,302,436	2,304,805	1,626,676	1,052,575	191,654	305,779	522,575	403,850	284,979
Rice - "	2,848,092	3,513,957	2,740,311	3,510,532	3,228,189	842,044	1,022,367	932,847	1,305,163	1,129,077
Wheat - "	17,639,409	20,839,706	20,655,143	23,704,912	15,074,923	7,101,489	7,113,542	6,741,190	8,380,422	5,694,757
Other Sorts - "	952,456	312,295	1,772,119	86,464	82,583	218,385	64,949	432,048	44,720	31,930
Hides and Skins, Raw:										
Hides, Raw - Cwt.	61,011	41,633	60,348	83,799	42,365	206,420	135,300	211,978	299,028	165,678
Skins, Raw - "	39,139	42,492	40,358	57,598	41,993	185,044	169,927	140,426	212,769	140,418
Horn and Hornmeal - "	24,701	23,126	34,720	32,380	26,032	35,032	32,587	44,185	45,449	33,757
Jewellery and Plate - Cwt.	137,894	110,323	89,986	102,043	97,769	460,746	393,199	307,532	327,040	400,554
Leather:										
Hides, Tanned or Dressed - Cwt.	170,345	147,696	172,881	229,075	169,687	917,538	829,302	966,835	1,338,129	1,030,901
Skins, Tanned or Dressed - Cwt.	99,853	113,382	124,339	99,879	102,442	1,302,089	1,512,739	1,638,941	1,824,127	1,403,737
Manures - Tons	14,788	14,425	13,673	16,824	15,017	59,604	62,458	64,895	81,705	77,089
Metals:										
Lead - Cwt.	136,286	248,207	197,528	120,667	46,575	30,875	178,312	186,269	95,344	37,619
Manganese Ore - Tons	168,053	189,358	138,003	211,921	258,776	163,570	190,428	155,265	231,068	291,140
Other Sorts - Cwt.	57,996	56,218	94,987	70,005	84,608	20,502	46,261	79,012	58,146	33,754
Mica - "	18,684	21,827	24,129	36,786	31,125	85,470	100,318	122,240	202,405	182,780
Oils - Gals.	529,446	2,707,073	8,334,237	16,979,354	15,702,724	55,736	87,456	153,261	159,338	155,510
Oilcake - Cwt.	771,708	627,585	740,187	933,805	1,205,594	170,096	149,050	177,957	226,808	290,633
Paraffin Wax - "	57,951	95,474	59,350	78,137	84,860	91,425	148,080	92,571	117,863	129,408
Rubber, Raw - "	1,062	2,414	5,199	9,473	15,346	19,112	56,155	121,125	243,541	336,113
Seeds:										
Castor - "	1,026,783	1,114,251	1,109,255	1,022,399	1,113,502	454,281	570,413	541,794	501,752	544,816
Cotton - "	5,399,860	5,803,091	3,975,412	2,556,358	5,583,965	1,298,834	1,485,063	986,875	669,774	1,301,510
Groundnuts - "	168,620	10,192	543	1,302	6,603	87,710	4,584	244	705	5,594
Linseed - "	1,924,033	2,677,736	3,098,610	2,206,317	3,146,298	1,056,030	1,961,451	2,538,154	1,629,905	1,618,118
Rape - "	587,403	815,632	384,571	427,892	231,984	239,885	348,113	176,064	229,419	179,830
Other Sorts - "	65,129	204,448	172,932	106,723	52,290	32,428	103,504	120,518	90,299	32,297
Spices - Lb.	3,191,980	3,234,046	4,109,202	3,359,689	4,211,443	63,641	67,040	78,063	68,723	78,573
Sugar (15 Dutch standard and below) - Cwt.	83,731	133,173	114,653	226,180	94,456	33,508	61,786	48,698	110,317	30,745
Tea:										
Black - Lb.	189,002,021	182,052,494	191,540,063	197,556,837	209,017,561	5,878,478	5,836,610	6,309,415	6,297,376	7,230,665
Green - "	232,404	882,930	1,290,559	797,090	33,210	6,935	29,413	44,340	27,673	1,784
Teak - Cub. Tons	25,809	34,568	29,451	37,296	28,102	272,709	390,177	300,631	406,063	292,657

* Separately recorded from April 1912.

Trade with Principal Countries, distinguishing Principal Articles; Quantities and Values—continued.

ARTICLES.	QUANTITIES.					VALUE.				
	1909-10.	1910-11.	1911-12.	1912-13.	1913-14.	1909-10.	1910-11.	1911-12.	1912-13.	1913-14.
UNITED KINGDOM—cont.										
Exports of Indian Produce, &c.—cont.						£	£	£	£	£
Textiles:										
Cotton, Raw - Cwt.	517,678	567,916	418,012	305,545	384,914	1,244,460	1,621,758	1,205,891	717,016	957,351
" Twist and Yarn Lb.	855,067	707,640	879,015	670,195	301,691	21,973	19,109	25,263	18,263	8,921
Manufactures						64,079	76,721	100,919	75,626	53,831
Hemp, Raw - Cwt.	257,272	267,693	242,637	326,425	297,444	210,562	219,027	217,040	341,166	294,694
Jute:										
Raw - Tons	297,799	234,719	345,762	340,673	290,369	4,289,508	3,885,292	6,530,513	7,352,171	7,826,358
Gunny Bags - No.	34,333,289	33,427,075	29,831,998	27,434,422	27,524,088	526,742	490,494	456,080	554,824	613,472
Cloth - Yds.	32,788,618	41,647,472	45,618,350	40,847,225	50,654,742	245,014	282,942	360,388	406,123	557,711
Silk, Raw - Lb.	459,500	390,997	362,975	345,050	276,502	49,105	51,424	45,973	25,509	25,631
Manufactures - Lb.						30,582	27,428	16,981	19,238	10,805
Wool, Raw - Lb.	57,454,061	56,994,995	49,775,554	51,293,915	47,489,347	1,850,846	1,867,323	1,659,622	1,704,785	1,621,111
Woolen Manufactures						112,818	132,777	136,072	120,019	121,828
Other Articles -						498,964	636,134	603,370	672,038	766,069
TOTAL						32,283,119	34,118,179	38,427,836	40,433,623	38,236,780
AUSTRIA-HUNGARY.										
Imports therefrom:										
Apparel -						24,101	47,381	43,479	60,402	54,849
Cotton Manufactures -						112,941	137,071	144,770	159,625	184,014
" Twist and Yarn Lb.	303,512	121,555	241,905	438,075	752,890	16,214	7,225	14,228	23,924	41,138
Glass and Glassware:										
Bangles						258,787	319,764	379,002	372,431	483,555
Other Sorts						95,088	114,397	89,405	88,051	98,986
Haberdashery and Millinery						96,030	135,471	177,118	155,594	148,939
Hardware -						113,993	160,829	190,868	220,156	223,421
Matches -						53,178	59,653	70,553	54,659	64,446
Metals - Tons	1,468	2,630	3,821	3,140	4,977	58,121	76,691	80,231	74,691	114,676
Paper and Pasteboard						60,386	71,759	66,174	76,479	88,214
Sugar - Cwt.	777,608	713,119	236,134	1,051,779	1,480,218	558,184	483,308	161,803	711,458	922,460
Woolen Manufactures						30,719	53,059	58,434	55,088	77,023
Other Articles						236,016	261,755	294,694	288,240	358,558
TOTAL						1,713,758	1,928,363	1,770,759	2,351,688	2,860,279
Exports of Foreign Merchandise:										
Miscellaneous Articles						22,677	26,391	29,037	20,900	23,992
Exports of Indian Produce, &c.:										
Coffee - Cwt.	5,586	9,160	17,481	8,663	12,133	17,579	34,913	72,301	34,899	48,697
Cotton, Raw -	694,390	681,740	471,580	396,452	747,041	1,664,011	1,942,842	1,307,201	1,009,166	1,949,417
Hides and Skins (mainly Raw)	143,677	172,491	222,107	175,429	239,439	619,496	740,232	949,465	797,204	1,242,842
Indigo -	1,430	1,656	2,922	2,085	1,554	20,009	26,141	42,721	29,242	21,666
Jute, Raw - Tons	35,172	40,303	49,809	52,089	45,727	446,952	603,932	883,705	1,100,345	1,319,392
Lac - Cwt.	13,585	9,599	14,526	9,828	6,769	48,000	32,973	48,020	34,180	26,911
Oilseeds -	797,651	739,145	868,399	738,213	864,146	441,925	481,035	605,628	513,854	580,240
Rice -	3,708,749	3,393,047	3,231,093	3,548,974	4,228,847	990,735	994,695	1,048,980	1,230,959	1,370,032
Other Articles						68,490	66,954	88,903	84,925	90,689
TOTAL						4,317,197	4,923,767	5,046,924	4,834,774	6,649,886
BELGIUM.										
Imports therefrom:										
Building and Engineering Materials						27,540	17,379	16,013	46,984	27,427
Cotton Manufactures						120,915	157,532	230,249	327,891	492,370
" Twist and Yarn Lb.	408,581	290,768	250,385	452,322	163,505	19,382	10,700	12,560	22,286	9,720
Dyes, Aniline and Alizarine, &c.						70,105	66,149	58,402	75,938	90,215
Glass and Glassware:										
Plate and Sheet - Sup. ft.	9,811,835	11,738,264	11,744,069	12,023,130	11,777,804	50,756	59,980	63,050	73,546	81,190
Other Sorts						46,998	49,702	146,195	53,699	47,833
Hardware						28,487	38,500	39,836	37,437	41,787
Metals:										
Iron and Steel - Tons	96,658	96,043	101,597	120,471	171,048	665,048	663,144	697,947	904,777	1,234,056
Other Sorts	828	1,071	1,075	1,210	1,823	35,280	46,993	45,517	50,611	100,062
Oils - Gals.	27,167	548,512	451,026	369,310	348,331	1,704	35,405	25,650	22,070	22,845
Paper and Pasteboard						30,774	31,197	30,386	38,228	36,205
Railway Plant and Rolling Stock						22,976	27,317	17,117	25,409	49,682
Other Articles						192,607	273,140	259,445	350,689	605,150
TOTAL						1,313,072	1,477,198	1,542,367	2,028,945	2,838,542
Exports of Foreign Merchandise:										
Miscellaneous Articles						13,999	10,754	21,256	20,306	20,817
Exports of Indian Produce, &c.:										
Bristles and Fibres - Cwt.	26,081	31,546	23,330	24,552	25,570	26,125	32,393	25,027	25,181	26,857
Coffee -	9,115	9,277	8,099	10,247	9,122	25,461	25,685	31,615	37,152	36,563
Coir and Coir Manufactures	61,021	58,351	64,071	67,593	69,389	40,723	40,095	43,778	46,169	47,143
Cotton, Raw -	1,073,363	1,095,494	774,463	864,304	1,133,083	2,403,640	2,952,238	2,005,730	2,092,238	2,820,900
Dyeing and Tanning Substances	149,997	213,084	149,581	143,031	137,766	49,905	66,652	46,335	43,422	47,202

Trade with Principal Countries, distinguishing Principal Articles; Quantities and Values—continued.

ARTICLES.	QUANTITIES.					VALUE.				
	1909-10.	1910-11.	1911-12.	1912-13.	1913-14.	1909-10.	1910-11.	1911-12.	1912-13.	1913-14.
BELGIUM—cont.										
Exports of Indian Produce, &c.										
Grain, Pulse, and Flour:						£	£	£	£	£
Barley - - - Cwt.	19,001	4,500	823,909	2,598,064	525,749	5,163	1,265	214,634	783,593	145,262
Gram - - - "	4,000	0	346,458	138,870	8,011	1,067	0	93,450	86,864	2,504
Pulse - - - "	93,140	132,779	729,594	398,108	65,962	25,320	30,571	173,326	97,580	17,133
Rice - - - "	739,728	865,265	779,271	1,294,515	432,369	189,226	275,915	393,984	489,466	129,943
Wheat - - - "	2,420,926	1,186,749	3,714,349	3,680,299	2,785,457	975,834	405,921	1,201,267	1,280,708	1,010,286
Hemp, Raw - - "	70,778	71,993	102,467	124,677	140,221	58,016	59,230	83,603	123,611	129,090
Hides and Skins, raw, dressed and tanned - - "	9,832	5,594	9,934	27,029	31,080	60,404	36,237	96,130	114,692	140,883
Jute Manufactures - - "						83,908	89,654	86,481	81,152	115,001
Raw - - - Tons	7,945	3,944	5,298	4,774	4,617	108,733	64,333	100,609	101,510	105,261
Manganese Ore - - "	104,935	137,680	143,357	171,066	187,821	134,307	163,025	167,479	184,287	212,308
Manures (Bones) - - "	22,812	23,262	29,894	33,822	34,320	97,303	101,940	137,803	159,332	166,373
Oils - - - Gals.	431,273	103,337	37,448	50,513	83,826	41,869	12,507	4,892	6,811	13,092
Seeds:										
Castor - - - Cwt.	285,160	294,683	288,305	204,184	296,448	123,673	149,898	141,074	104,114	153,397
Copra, or Coconut Kernel - - - "	56,086	11,360	25,485	13,904	100,914	40,997	13,250	29,718	15,880	138,135
Groundnuts - - "	139,003	377,196	357,446	328,257	332,157	76,501	222,288	202,810	191,353	199,292
Linseed - - - "	460,840	1,473,436	2,399,807	1,676,413	769,182	267,974	1,166,956	2,029,294	1,302,591	423,047
Mowra or Mowra - - "	170,370	71,494	146,512	61,109	88,792	70,898	39,567	73,330	31,347	48,506
Poppy - - - "	229,531	180,222	203,829	53,266	95,596	145,902	121,769	142,155	47,001	79,685
Rape - - - "	2,364,754	1,853,699	2,011,618	1,650,186	1,977,378	1,128,195	868,844	1,015,794	910,322	1,130,810
Til or Jinjili - - "	713,722	456,056	420,736	351,702	675,586	435,661	306,576	300,563	279,590	537,532
Other Sorts - - - "	18,822	29,078	21,177	13,836	21,587	13,147	17,278	17,159	11,931	10,560
Other Articles - - - "						130,309	97,695	175,111	148,207	123,795
TOTAL						6,760,246	7,361,777	8,683,270	8,758,162	8,043,230
BULGARIA.										
Exports (Indian) thereto: Miscellaneous Articles - - -										
						32,322	42,977	67,806	30,951	25,746
DENMARK.										
Imports therefrom: Miscellaneous Articles - - -										
						12,286	9,556	13,292	10,682	24,509
Exports (Foreign and Indian) thereto: Miscellaneous Articles - - -										
						10,510	23,724	20,769	47,236	98,584
FRANCE.										
Imports therefrom:										
Almonds - - - Cwt.	27,801	24,946	26,715	26,917	17,109	56,355	52,080	62,984	64,782	50,342
Apparel:										
Gold and Silver Thread - - -						199,208	249,951	225,540	244,898	262,897
Other Sorts - - - "						22,158	29,734	32,643	30,970	30,434
Clocks and Watches - - - "						33,515	36,543	30,979	36,503	17,012
Dyes (chiefly Saffron) - - -						32,896	38,856	45,390	40,804	42,785
Haberdashery and Millinery - - -						37,063	50,184	60,100	55,098	50,970
Liquors:										
Spirits - - - Gals.	313,965	296,348	272,024	310,452	315,745	198,166	180,397	175,312	105,692	206,805
Wines - - - "	116,210	118,694	122,196	136,035	128,523	48,933	54,380	62,381	71,450	72,550
Metals - - - Tons	2,432	5,015	4,304	2,992	4,570	58,003	124,562	110,268	55,630	205,542
Silk Manufactures - - -						142,760	252,634	161,089	184,875	163,978
Woolen Manufactures - - -						29,778	57,541	73,256	95,202	166,010
Other Articles - - -						282,137	368,728	371,676	374,104	513,403
TOTAL						1,171,172	1,504,590	1,427,218	1,452,674	1,794,406
Exports of Foreign Merchandise: Miscellaneous Articles - - -										
						59,421	36,848	14,046	20,780	24,782
Exports of Indian Produce, &c.:										
Coffee - - - Cwt.	76,798	128,200	79,751	110,133	97,543	221,120	380,468	282,888	411,022	382,832
Coir - - - "	56,515	52,528	56,311	61,384	54,819	39,546	37,075	39,020	44,006	39,938
Cotton, Raw - - - "	410,395	387,591	291,960	827,767	524,264	983,155	1,079,283	811,594	823,267	1,340,195
Dyeing and Tanning Substances - - - "	49,369	58,561	53,505	74,453	62,773	25,475	37,694	34,178	44,061	31,868
Fruits and Vegetables - - -						15,588	18,409	26,878	18,763	44,488
Grain, Pulse, and Flour:										
Barley - - - Cwt.	9,000	0	44,400	420,429	179,808	2,529	0	11,537	122,398	40,074
Gram - - - "	160,681	392,504	1,431,930	698,049	766,178	43,931	96,530	387,719	186,460	218,583
Rice - - - "	216,794	222,209	202,638	344,887	473,575	53,928	70,068	66,030	116,174	152,972
Wheat - - - "	344,353	2,805,059	1,455,373	2,707,214	3,249,662	140,614	938,011	402,024	1,011,839	1,160,338
Other Sorts - - - "	150,607	167,330	531,078	3,520	2,782	38,913	35,033	143,030	864	713
Hemp, Raw - - - "	45,973	38,254	47,648	30,914	69,242	26,197	29,052	39,735	31,793	61,046
Hides and Skins, Raw - - - "	36,767	45,815	44,326	61,523	40,687	206,323	240,493	192,191	279,409	193,182
Horn and Hornmeal - - - "	32,439	31,963	22,475	30,562	22,472	64,445	81,779	60,592	62,996	39,350
Jute, Raw - - - Tons	82,868	72,343	68,413	86,204	72,708	1,140,882	1,188,172	1,288,463	1,844,225	2,045,032
Lac - - - Cwt.	18,020	23,642	24,035	27,942	12,202	65,717	86,238	82,521	99,977	49,331
Manganese Ore - - - Tons	61,715	99,640	107,171	112,223	103,847	79,265	122,719	116,058	128,244	127,648
Manures - - - Tons	15,672	13,249	13,437	17,229	16,178	66,699	57,833	62,388	82,075	79,262
Oils - - - Gals.	8,125	29,754	56,054	30,543	62,358	11,744	20,067	35,215	36,959	46,552
Seeds:										
Castor - - - Cwt.	246,508	251,242	332,418	323,151	419,775	106,550	130,832	164,966	161,003	207,104
Copra or Coconut Kernel - - - "	62,902	54,401	48,400	26,049	68,219	57,298	61,904	56,920	32,367	61,464
Cotton - - - "	184,024	64,993	60,423	375	45,901	41,442	16,331	16,104	1,000	10,218
Groundnuts - - - "	2,660,470	2,977,193	2,892,943	3,933,850	4,447,593	1,359,872	1,633,621	1,562,550	2,182,130	2,020,541
Linseed - - - "	1,091,754	1,254,191	1,616,634	1,403,823	2,309,189	606,924	946,765	1,252,197	1,022,324	1,236,638
Mowra or Mowra - - - "	198,008	44,437	63,571	3,062	8,492	78,821	22,085	31,516	1,496	4,699
Mustard - - - "	29,130	41,624	47,503	34,454	47,682	27,294	41,723	43,795	30,151	34,399
Niger - - - "	110,484	48,967	55,619	47,149	29,940	48,240	24,446	28,361	24,068	11,437

Trade with Principal Countries, distinguishing Principal Articles; Quantities and Values—continued.

ARTICLES.	QUANTITIES.					VALUE.				
	1909-10.	1910-11.	1911-12.	1912-13.	1913-14.	1909-10.	1910-11.	1911-12.	1912-13.	1913-14.
FRANCE—cont.										
Exports of Indian Produce, &c.—cont.						£	£	£	£	£
Seeds—cont.										
Poppy - Cwt.	499,977	597,000	388,047	355,925	213,574	314,211	415,966	278,973	279,080	174,069
Rape - " "	1,412,126	1,589,424	1,202,252	1,062,874	1,078,863	651,510	746,331	597,399	598,294	612,184
Til or Jinjili - " "	1,299,723	1,681,597	449,585	434,503	444,143	756,650	1,067,577	315,098	341,841	344,258
Other - " "	1,520	3,512	1,109	10,300	1,505	788	1,994	1,043	4,608	747
Silk, Raw - Lb.	1,482,194	1,354,387	1,302,898	1,269,533	712,110	275,854	269,554	256,156	249,776	123,009
Spices - " "	281,288	3,744,522	4,690,491	3,764,398	829,268	3,335	68,729	92,516	77,268	16,022
Other Articles - " "	—	—	—	—	—	113,367	96,857	161,706	149,808	190,289
TOTAL	—	—	—	—	—	7,685,923	10,102,739	9,162,078	10,502,714	11,788,462
GERMANY.										
Imports therefrom:										
Apparel -	—	—	—	—	—	69,849	85,307	132,647	103,694	104,027
Building and Engineering Materials -	—	—	—	—	—	13,055	34,029	17,287	58,737	100,887
Chemicals -	—	—	—	—	—	56,970	61,059	66,772	85,137	84,072
Cotton, Raw - Cwt.	3,612	117	22,156	25,109	5	7,543	45	56,129	62,267	12
Manufactures (including Twist and Yarn) -	—	—	—	—	—	349,046	368,452	454,113	674,273	944,504
Cutlery -	—	—	—	—	—	28,524	44,924	50,459	58,894	82,285
Drugs and Medicines -	—	—	—	—	—	30,961	28,357	38,488	38,861	69,802
Dyeing and Tanning Substances -	—	—	—	—	—	461,184	600,978	549,110	680,295	631,910
Earthenware and Porcelain -	—	—	—	—	—	31,840	36,918	34,414	38,319	56,193
Furniture and Cabinet-ware -	—	—	—	—	—	26,635	30,912	33,804	36,903	35,548
Glass and Glassware -	—	—	—	—	—	140,263	165,301	121,252	172,116	190,577
Haberdashery and Millinery -	—	—	—	—	—	87,164	140,311	177,533	145,699	185,936
Hardware -	—	—	—	—	—	258,404	362,381	377,581	427,222	482,284
Instruments, Apparatus, &c. -	—	—	—	—	—	69,010	85,342	89,352	106,627	102,134
Ivory -	—	—	—	—	—	23,195	23,140	24,963	47,871	46,963
Leather -	—	—	—	—	—	11,233	14,666	14,920	16,272	15,541
Liquors - Gals.	573,205	613,175	652,815	787,506	806,383	99,772	113,792	121,842	153,358	158,375
Machinery and Millwork -	—	—	—	—	—	93,423	214,896	215,219	197,569	287,840
Metals:										
Aluminium* - Cwt.	—	—	—	19,123	12,131	—	—	—	98,566	68,510
Copper, Braziers and Sheets - " "	16,703	35,691	30,241	17,474	39,271	65,567	131,119	107,768	69,844	158,361
Copper, Mixed or Yellow Metal - " "	114,303	152,313	131,144	169,800	202,449	372,223	468,700	394,925	558,397	673,579
Iron and Steel - Tons	106,620	126,902	128,498	120,305	191,103	782,170	933,993	925,978	984,448	1,541,088
Other Sorts - " "	1,078	1,405	1,855	1,362	11,271	85,126	101,800	143,670	88,941	134,937
Oils (chiefly Mineral) - Gals.	213,656	1,611,907	1,559,872	2,505,369	2,739,968	21,973	117,996	111,086	186,019	215,501
Paints and Colours, &c. -	—	—	—	—	—	35,649	40,328	38,195	36,369	35,413
Paper and Pasteboard -	—	—	—	—	—	112,781	130,009	137,119	164,427	182,876
Provisions -	—	—	—	—	—	28,003	30,166	33,125	40,971	50,926
Railway Plant and Rolling Stock -	—	—	—	—	—	15,318	23,247	65,477	100,942	201,254
Rubber Manufactures -	—	—	—	—	—	9,639	16,027	14,857	11,744	75,121
Salt - Tons	57,440	56,399	68,588	53,088	53,644	53,450	61,289	74,582	63,950	62,098
Silk Manufactures -	—	—	—	—	—	92,376	120,101	81,258	116,722	149,815
Starch and Farina* - Cwt.	—	—	—	57,077	52,469	—	—	—	44,862	34,911
Sugar -	74,745	2,044	8,097	77,009	14,071	53,315	4,474	7,143	50,758	12,217
Toys and Requisites for Games -	—	—	—	—	—	69,151	74,116	74,881	74,704	77,282
Umbrella Fittings -	—	—	—	—	—	40,173	50,138	49,425	47,438	61,651
Woollen Manufactures -	—	—	—	—	—	354,970	569,222	747,260	632,765	716,384
Other Articles -	—	—	—	—	—	256,893	312,899	386,210	396,012	423,548
TOTAL	—	—	—	—	—	4,307,357	5,596,424	5,968,844	6,868,933	8,443,862
Exports of Foreign Merchandise:										
Miscellaneous Articles -	—	—	—	—	—	30,635	32,416	47,537	46,616	42,228
Exports of Indian Produce:										
Barley - Cwt.	64,450	19,000	1,180,383	3,224,102	22,957	17,769	5,244	326,353	980,134	6,816
Bristles and Fibre for Brushes and Brooms - " "	31,085	37,063	35,938	32,860	32,212	44,736	52,201	55,206	53,348	54,212
Coir, and Manufactures of - " "	202,656	212,098	218,688	205,371	213,749	144,350	153,026	149,146	149,403	159,441
Cotton, Raw - " "	1,338,132	1,391,357	890,516	950,199	1,688,070	2,857,747	3,543,731	2,223,564	2,208,579	4,001,028
Dyeing and Tanning Substances (chiefly Myrobalans) - Cwt.	257,942	322,546	250,620	243,502	301,073	84,320	109,407	85,237	96,862	107,112
Fodder, Bran. and Pollards -	—	—	—	—	—	126,852	90,076	242,710	195,688	105,923
Gram - Cwt.	16,013	4	2,097,870	1,008,075	146,362	4,905	1	564,244	270,253	40,865
Hemp, Raw - " "	51,109	52,011	51,025	62,110	68,341	49,207	45,649	50,100	68,326	69,408
Hides and Skins, Raw -	347,536	354,376	353,178	402,726	401,203	1,412,268	1,510,810	1,557,363	1,863,901	2,121,405
Jute, Raw - Tons	163,676	149,066	170,688	180,149	158,380	2,228,382	2,408,290	3,390,571	3,820,361	4,499,111
" Gunny Bags - No.	8,098,906	6,518,500	4,790,340	6,334,150	5,363,772	116,046	89,975	74,435	117,934	114,266
" Cloth - Yds.	2,759,000	5,221,000	9,097,900	2,775,400	7,235,340	16,629	31,718	65,553	26,546	87,106
Lac - Cwt.	102,493	85,280	102,313	78,213	52,764	321,100	237,532	290,459	223,638	182,811
Manures - Tons	8,544	10,902	11,003	14,034	11,862	37,044	49,910	55,017	70,733	63,554
Metals and Ores -	545	88	7,898	8,176	23,783	2,054	6,885	49,412	98,275	144,477
Mica - Cwt.	4,804	7,406	8,110	12,115	8,486	14,098	25,362	30,457	50,686	33,696
Oils - Gals.	1,032,387	761,767	692,904	1,149,508	1,361,042	109,473	98,267	86,312	46,200	69,331
Oilcake - Cwt.	560,165	293,420	548,914	501,563	379,185	137,790	77,539	140,384	130,381	100,003
Pulse -	70,807	68,298	1,526,112	498,879	136,056	20,791	17,278	340,929	123,699	38,298
Rice - " "	6,669,951	6,569,498	6,619,072	8,285,004	6,317,901	1,860,025	1,958,884	2,330,691	3,133,230	2,096,054
Seeds:										
Castor -	82,310	150,202	73,683	110,443	195,228	36,434	76,447	35,942	55,792	98,618
Copra or Coconut Kernel -	375,714	343,556	473,292	548,331	479,797	357,851	409,359	563,166	687,142	657,623
Groundnuts - " "	123,326	137,992	196,781	90,063	188,724	54,974	77,367	114,432	51,817	115,321
Linseed - " "	374,695	546,124	803,199	663,410	966,526	210,845	421,142	685,346	533,642	587,009
Mowra or Mowra - " "	400,506	261,196	559,982	187,054	567,670	155,464	126,780	274,888	100,020	309,791
Poppy - " "	116,249	71,294	91,170	47,949	66,166	74,682	48,531	65,044	39,379	53,464
Rape - " "	1,887,901	1,859,861	811,919	1,094,247	1,163,973	923,251	919,801	403,772	599,897	650,734

* Separately recorded from April 1912.

Trade with Principal Countries, distinguishing Principal Articles; Quantities and Values—continued.

ARTICLES.	QUANTITIES.					VALUE.				
	1909-10.	1910-11.	1911-12.	1912-13.	1913-14.	1909-10.	1910-11.	1911-12.	1912-13.	1913-14.
GERMANY—cont.										
Exports of Indian Produce— <i>cont.</i>										
Seeds— <i>cont.</i>						£	£	£	£	£
Til or Jinjili - Cwt.	248,727	190,002	212,210	171,819	330,208	148,802	125,458	153,401	131,944	270,887
Other Sorts - Cwt.	122,970	127,396	75,950	60,682	94,624	52,152	44,907	36,836	39,768	40,806
Spices - Lb.	3,141,483	2,020,062	3,093,427	2,193,654	3,897,375	52,567	37,941	64,442	45,495	78,377
Wheat - Cwt.	169,740	116,700	379,505	457,726	501,509	65,143	40,400	134,221	152,211	187,042
Wood and Timber	—	—	—	—	—	41,314	80,008	101,056	136,684	142,017
Other Articles	—	—	—	—	—	220,024	218,468	347,368	308,325	320,337
TOTAL						12,002,479	13,193,394	15,058,119	16,575,543	17,570,514
GIBRALTAR.										
Imports therefrom:										
Miscellaneous Articles	—	—	—	—	—	6,423	6,338	8,045	28,282	4,488
Exports (Foreign and Indian) thereto:										
Miscellaneous Articles	—	—	—	—	—	11,933	11,980	11,770	11,954	12,060
GREECE.										
Imports therefrom:										
Miscellaneous Articles	—	—	—	—	—	5,638	3,094	6,483	8,408	7,008
Exports (Foreign and Indian) thereto:										
Miscellaneous Articles	—	—	—	—	—	33,048	35,444	38,803	44,428	60,292
HOLLAND.										
Imports therefrom:										
Coal - Tons	0	0	22,738	41,856	49,696	0	0	25,481	46,852	63,880
Cotton Manufactures:										
Blankets* - Lb.	—	—	—	3,179,116	3,380,877	—	—	—	111,446	110,080
Piece Goods, White - Yds.	6,728,814	6,402,904	7,452,193	9,269,368	8,178,159	104,893	113,490	126,239	151,183	143,180
" Coloured - "	14,719,266	14,095,398	14,282,884	16,809,474	16,187,398	274,610	279,131	283,053	339,782	340,720
Other sorts	—	—	—	—	—	119,657	125,275	117,551	14,342	10,910
Cotton, Twist and Yarn - Lb.	1,018,321	829,047	1,337,663	2,054,123	1,561,475	52,460	47,942	75,150	108,883	87,020
Provisions	—	—	—	—	—	37,703	41,107	47,587	68,404	63,401
Other Articles	—	—	—	—	—	108,684	104,488	127,087	130,682	171,108
TOTAL						698,007	711,433	803,948	971,574	1,035,426
Exports (Foreign and Indian) thereto:										
Cotton Manufactures - Cwt.	58,936	59,690	66,440	67,738	83,482	40,396	43,028	48,635	49,080	62,003
Cotton, Raw - "	26,553	19,663	8,399	21,670	23,922	57,965	54,098	23,404	52,832	72,617
Grain, Pulse, and Flour:										
Pulse - "	7,006	4,001	86,008	605,421	103,467	1,880	955	22,028	147,039	25,160
Rice - "	4,124,894	4,521,015	4,569,344	4,125,631	6,674,632	1,084,585	1,262,998	1,377,426	1,446,422	2,020,221
Other Sorts - "	48,209	0	282,139	238,762	21,460	18,448	0	69,798	74,700	7,091
Hides and Skins, Raw - "	28,243	32,027	33,210	64,472	65,406	143,770	151,440	157,632	308,377	355,474
Jute, Gunny Bags - No.	2,098,500	981,000	1,339,700	767,400	2,051,380	31,277	15,338	21,153	15,577	42,858
Lac - Cwt.	17,529	14,906	15,221	14,916	4,293	60,687	51,275	30,980	36,482	13,600
Seeds:										
Linseed - "	57,476	208,021	263,218	225,558	191,511	31,118	156,543	222,107	183,971	105,574
Rape - "	48,036	99,775	87,080	30,993	76,487	24,994	44,424	40,743	16,846	39,258
Other Sorts - "	15,196	10,591	64,334	32,223	24,748	10,514	8,329	49,251	25,145	27,943
Other Articles	—	—	—	—	—	80,578	117,336	141,650	133,948	160,224
TOTAL						1,586,712	1,905,764	2,213,906	2,460,479	2,944,036
ITALY.										
Imports therefrom:										
Apparel	—	—	—	—	—	21,476	42,046	40,116	42,649	77,523
Cotton Manufactures (including Twist and Yarn)	—	—	—	—	—	127,474	253,353	247,092	383,785	660,980
Fruits and Vegetables	—	—	—	—	—	26,974	48,800	44,267	79,278	83,380
Glass and Glassware	—	—	—	—	—	24,198	25,934	32,922	26,705	32,620
Silk Manufactures:										
Yarn, Noils and Warps - Lb.	386,954	376,038	418,774	458,173	380,994	96,346	104,541	122,259	85,637	65,376
Other sorts - Cwt.	70,923	90,632	84,931	80,118	89,178	22,579	48,607	19,148	23,038	62,492
Sulphur	—	—	—	—	—	24,213	25,171	22,207	26,460	39,201
Other Articles	—	—	—	—	—	277,072	304,057	205,080	370,410	450,920
TOTAL						621,332	856,509	838,517	1,047,062	1,463,010
Exports of Foreign Merchandise:										
Miscellaneous Articles (chiefly Metals)	—	—	—	—	—	41,868	54,667	38,006	28,171	38,426
Exports of Indian Produce, &c.:										
Cotton, Raw - Cwt.	943,545	1,100,352	680,271	583,698	848,576	2,174,955	2,981,824	1,870,207	1,464,508	2,121,177
Hemp, Raw - "	40,213	50,716	71,328	58,793	103,333	31,001	40,049	67,047	58,157	97,789
Hides and Skins, Raw - "	98,241	123,749	106,734	133,672	106,943	490,861	623,895	510,734	676,000	564,200
Jute, Raw - Tons	37,016	41,474	32,032	42,254	37,770	504,206	662,269	603,609	921,216	1,138,227
Lac - Cwt.	3,868	3,554	4,428	2,382	2,244	14,143	12,368	15,416	8,177	8,404
Pepper - Lb.	2,290,540	2,784,040	1,957,242	2,075,920	2,896,660	35,913	46,301	39,920	44,034	60,730
Rice - Cwt.	402,293	116	2,205	2,245	18,002	90,916	44	943	995	6,110

* Separately recorded from April 1912.

Trade with Principal Countries, distinguishing Principal Articles: Quantities and Values—continued.

ARTICLES.	QUANTITIES.					VALUE.				
	1909-10.	1910-11.	1911-12.	1912-13.	1913-14.	1909-10.	1910-11.	1911-12.	1912-13.	1913-14.
ITALY—cont.										
Exports of Indian Produce &c.— <i>cont.</i>						£	£	£	£	£
Seeds:										
Castor - - - Cwt.	227,685	250,991	261,470	129,221	235,767	102,114	127,236	126,292	65,895	114,021
Linseed - - - "	508,035	425,597	601,201	512,156	613,189	292,857	329,823	493,276	388,055	324,710
Rape - - - "	107,060	155,764	117,595	58,263	274,537	52,974	73,722	58,457	31,620	163,074
Til or Jinjili - - - "	211,883	434,330	260,640	108,549	285,968	125,163	291,080	189,185	81,774	222,749
Other - - - "	22,055	26,246	49,833	40,666	26,463	10,318	15,627	27,674	20,666	32,609
Wheat - - - "	182,505	74,510	325,016	2,041,830	775,232	75,586	28,017	109,208	737,390	237,817
Other Articles - - - "	—	—	—	—	—	66,123	76,642	74,938	102,659	81,634
TOTAL - - -	—	—	—	—	—	4,067,125	5,308,902	4,186,906	4,600,736	5,223,411
MALTA AND GOZO.										
Imports therefrom:										
Miscellaneous Articles - - -	—	—	—	—	—	1,873	3,849	2,086	2,132	1,162
Exports (Foreign and Indian) thereto:										
Miscellaneous Articles - - -	—	—	—	—	—	36,217	7,572	9,972	6,638	6,219
NORWAY.										
Imports therefrom:										
Matches* - Gross of boxes	—	—	—	1,418,600	865,061	65,931	60,506	61,607	76,311	46,937
Nails, Rivets, &c. - Tons	1,105	1,270	1,294	1,562	1,226	13,869	15,780	16,246	20,746	16,665
Paper and Pasteboard - - -	—	—	—	—	—	18,699	17,897	24,186	34,893	53,919
Timber - - - Cub. Tons	2,060	1,931	2,859	1,689	2,473	10,772	11,069	15,934	9,093	14,840
Other Articles - - -	—	—	—	—	—	11,303	15,958	13,093	20,509	22,369
TOTAL - - -	—	—	—	—	—	120,574	121,210	137,071	161,552	154,730
Exports (Indian) thereto:										
Miscellaneous Articles - - -	—	—	—	—	—	17,688	15,833	19,333	55,481	33,377
PORTUGAL.										
Imports therefrom:										
Miscellaneous Articles - - -	—	—	—	—	—	32,999	29,756	28,057	39,619	76,036
Exports (Indian) thereto:										
Miscellaneous Articles - - -	—	—	—	—	—	26,964	24,423	26,873	27,116	38,773
ROUMANIA.										
Imports therefrom:										
Kerosene - - - Gals.	1,229,326	0	0	4,107,439	0	25,611	0	0	87,550	0
Other Articles - - -	—	—	—	—	—	1	31	11	9	1,504
TOTAL - - -	—	—	—	—	—	25,612	31	11	87,559	1,504
Exports (Indian) thereto:										
Rice - - - Cwt.	310,390	425,953	284,980	407,376	641,537	72,864	105,215	85,894	141,546	204,652
Jute Manufactures - - -	—	—	—	—	—	27,843	32,602	33,517	41,131	42,354
Other Articles - - -	—	—	—	—	—	3,122	4,451	13,900	9,962	11,802
TOTAL - - -	—	—	—	—	—	103,829	142,268	133,311	192,639	258,808
RUSSIA.										
Imports therefrom:										
Mineral Oils - - - Gals.	8,585,189	5,841,968	2,922,582	12,469,405	1,079,209	97,138	159,518	59,405	320,341	25,454
Other Articles - - -	—	—	—	—	—	10,356	15,805	17,102	24,210	13,241
TOTAL - - -	—	—	—	—	—	107,498	175,323	76,507	344,551	38,695
Exports of Foreign Merchandise:										
Miscellaneous Articles - - -	—	—	—	—	—	29,786	42,726	8,658	24,485	13,588
Exports of Indian Produce, &c.:										
Coconut Kernel or Copra - - - Cwt.	22,591	24,856	31,485	43,184	73,047	22,982	29,323	36,373	54,686	98,056
Cotton, Raw - - - "	4,854	7,559	0	3,544	27,327	12,654	17,355	0	9,240	72,474
Dyeing and Tanning Substances - - -	29,195	38,687	29,704	14,984	30,874	19,320	31,727	26,347	13,773	18,930
Jute, Raw - - - Tons	6,856	8,384	6,971	8,776	9,086	99,070	137,240	136,023	195,378	266,500
Jute Manufactures - - -	—	—	—	—	—	22,816	3,931	12,688	7,370	741
Rice - - - Cwt.	148,322	0	202,891	100,713	134,550	38,671	0	58,740	33,205	39,485
Tea - - - Lb.	24,011,260	31,121,482	26,414,310	33,126,071	33,398,209	762,925	994,019	873,670	991,489	1,110,209
Other Articles - - -	—	—	—	—	—	10,787	23,465	14,365	18,245	29,754
TOTAL - - -	—	—	—	—	—	989,225	1,237,060	1,158,206	1,323,586	1,636,149
SPAIN.										
Imports therefrom:										
Salt - - - Tons	120,998	63,497	77,941	73,924	90,922	111,267	63,001	73,991	60,275	83,025
Other Articles - - -	—	—	—	—	—	26,808	31,343	38,381	42,148	42,331
TOTAL - - -	—	—	—	—	—	138,075	94,344	112,372	111,423	125,356
Exports of Indian Produce, &c.:										
Cotton, Raw - - - Cwt.	197,140	317,500	127,815	86,950	166,933	463,573	898,864	376,224	233,734	448,502
Hides and Skins, Raw - - -	66,239	55,138	61,119	66,335	49,375	356,584	291,635	315,560	347,504	296,406
Jute, Raw - - - Tons	22,123	16,606	23,206	25,706	21,181	301,633	270,425	427,571	566,135	584,461
Other Articles - - -	—	—	—	—	—	66,245	103,187	71,961	69,953	156,051
TOTAL - - -	—	—	—	—	—	1,188,035	1,564,111	1,191,316	1,217,326	1,485,420

* Quantity stated from April 1912.

Trade with Principal Countries, distinguishing Principal Articles; Quantities and Values--continued.

ARTICLES.	QUANTITIES.					VALUE.				
	1909-10.	1910-11.	1911-12.	1912-13.	1913-14.	1909-10.	1910-11.	1911-12.	1912-13.	1913-14.
SWEDEN.										
Imports therefrom:						£	£	£	£	£
Iron and Steel - Tons	2,645	4,573	6,393	5,562	4,406	36,291	61,279	83,015	76,807	60,277
Matches* - Gross of boxes	—	—	—	4,225,527	3,635,334	176,797	185,076	183,477	2,83,537	182,350
Paper and Pasteboard	—	—	—	—	—	14,865	19,030	33,354	31,736	33,910
Paper-making Materials - Cwt.	606	5,188	115,300	160,518	44,068	361	2,037	52,222	65,178	20,636
Other Articles -	—	—	—	—	—	40,430	32,538	29,237	34,317	40,649
TOTAL	—	—	—	—	—	208,734	300,000	281,365	416,585	343,731
Exports (Foreign and Indian) there to:										
Cotton, Raw - Cwt.	37,646	36,851	6,490	3,274	8,188	95,969	108,517	20,623	9,602	20,822
Rice -	100,000	341,036	76,698	342,435	501,966	30,833	83,817	21,475	113,287	150,742
Wheat -	0	171,800	252,530	203,935	217,378	0	57,267	80,526	68,682	82,190
Other Articles -	—	—	—	—	—	12,477	26,343	53,524	20,459	37,077
TOTAL	—	—	—	—	—	139,279	275,044	176,208	212,010	281,731
SWITZERLAND.										
Imports therefrom:										
Clocks and Watches -	—	—	—	—	—	30,127	34,370	55,008	54,982	60,322
Cotton Twist and Yarn - Lb.	1,109,511	802,131	1,228,007	1,245,512	1,274,947	60,837	49,155	73,038	73,515	80,013
" Manufactures -	—	—	—	—	—	140,906	161,435	144,192	150,940	169,874
Dyes: Aniline - Lb.	798,129	1,019,245	700,721	716,871	922,507	30,500	44,628	33,137	31,170	35,703
Other Articles -	—	—	—	—	—	32,210	60,667	62,133	93,788	102,235
TOTAL	—	—	—	—	—	300,610	350,235	369,008	410,395	457,857
Exports (Foreign and Indian) there to:										
Miscellaneous Articles -	—	—	—	—	—	2,364	2,146	843	75	33
TURKEY IN EUROPE.										
Imports therefrom:										
Miscellaneous Articles -	—	—	—	—	—	3,695	3,205	3,974	5,191	5,732
Exports (Foreign and Indian) there to:										
Cotton, Twist and Yarn - Lb.	52,840	105,600	235,200	517,600	234,000	1,414	3,004	8,169	15,282	6,871
Hides, Raw - Cwt.	2,579	10,816	11,933	8,521	2,925	7,077	30,200	41,752	27,487	7,481
Jute Manufactures -	—	—	—	—	—	33,892	56,020	82,440	37,912	35,457
Other Articles -	—	—	—	—	—	28,878	26,084	30,622	17,800	22,410
TOTAL	—	—	—	—	—	76,261	121,308	162,983	98,541	72,255
CAPE COLONY.										
Imports therefrom:										
Miscellaneous Articles -	—	—	—	—	—	18,767	4,084	2,020	5,208	22:
Exports (Foreign and Indian) there to:										
Jute, Gunny Bags - No.	5,029,905	4,771,550	4,435,691	4,685,900	3,987,625	106,157	104,123	110,071	143,909	129,852
Rice - Cwt.	107,945	71,633	114,437	130,229	91,668	42,839	28,467	43,481	58,542	41,151
Teak Wood - Cub. Tons	125	2,122	1,723	2,831	2,217	1,130	24,498	20,063	31,556	26,409
Other Articles -	—	—	—	—	—	27,394	38,213	43,039	34,207	46,467
TOTAL	—	—	—	—	—	177,520	195,301	217,554	268,274	245,930
EAST AFRICAN PROTECTORATE.										
Imports therefrom:										
Ivory, Unmanufactured - Lb.	40,301	32,694	28,020	23,096	15,425	19,491	16,948	14,379	14,117	6,825
Other Articles -	—	—	—	—	—	28,951	30,907	18,057	30,059	16,576
TOTAL	—	—	—	—	—	48,442	47,855	32,436	51,056	23,401
Exports of Foreign Merchandise:										
Cotton Manufactures, including Twist and Yarn	—	—	—	—	—	16,114	25,996	30,072	34,772	46,051
Other Articles -	—	—	—	—	—	25,005	28,708	47,114	59,358	63,354
TOTAL	—	—	—	—	—	41,119	54,704	77,786	94,130	109,410
Exports of Indian Produce, &c.:										
Cotton Manufactures, including Twist and Yarn	—	—	—	—	—	26,724	50,409	50,326	71,020	65,636
Grain, Pulse and Flour:										
Rice - Cwt.	127,776	137,177	176,281	148,953	145,958	51,407	61,253	75,800	68,041	63,196
Other Sorts (chiefly Wheat Flour) -	43,249	53,818	59,487	75,006	102,525	22,439	28,221	29,482	37,283	51,140
Other Articles -	—	—	—	—	—	37,695	45,462	61,413	99,613	92,361
TOTAL	—	—	—	—	—	148,265	186,345	217,111	268,957	272,211

* Quantity stated from April 1912.

Trade with Principal Countries, distinguishing Principal Articles; Quantities and Values—continued.

ARTICLES.	QUANTITIES.					VALUE.				
	1909-10.	1910-11.	1911-12.	1912-13.	1913-14.	1909-10.	1910-11.	1911-12.	1912-13.	1913-14.
EGYPT.										
Imports therefrom:						£	£	£	£	£
Cotton, Raw - - - Cwt.	6,591	7,093	5,908	8,621	6,613	28,221	29,875	26,883	34,990	29,033
Salt - - - Tons	52,242	52,556	48,969	83,314	83,996	39,387	47,912	55,933	86,886	75,688
Tobacco, Cigarettes - Lb.	67,032	59,373	71,130	71,972	65,853	23,819	26,109	32,678	35,508	33,269
Other Articles - - -	—	—	—	—	—	33,435	61,954	46,706	52,216	62,473
TOTAL - - -	—	—	—	—	—	134,862	165,850	162,200	209,010	200,463
Exports of Foreign Merchandise:										
Miscellaneous Articles - -	—	—	—	—	—	26,255	28,295	27,066	27,788	52,009
Exports of Indian Produce, &c.:										
Cotton Manufactures	—	—	—	—	—	30,768	35,701	31,906	24,436	33,778
Twist and Yarn Lb.	2,415,316	2,969,776	1,769,450	2,108,000	1,653,900	67,059	96,485	56,108	65,881	51,792
Grain, Pulse, and Flour:										
Jawar and Bajra. - Cwt.	2,515	279	5,128	118,530	258,527	655	86	1,445	37,925	91,816
Rice - - - "	1,580,187	1,445,408	595,379	717,322	1,077,684	493,601	446,061	213,025	269,937	371,037
Wheat - - - "	436	4,792	290,145	58,541	33,421	193	1,460	91,155	22,372	12,632
Wheat Flour - - - "	25,110	60,398	119,270	367,999	466,957	14,565	32,103	65,718	186,793	247,674
Other Sorts - - - "	42,506	62,986	502,940	69,582	143,467	17,628	20,144	121,829	27,439	52,612
Indigo - - - Cwt.	2,572	3,232	1,430	1,637	1,157	34,403	44,640	17,731	20,949	14,261
Jute, Gunny Bags - No.	11,549,337	12,813,600	9,981,575	13,395,700	11,634,995	306,888	303,979	254,093	363,953	384,239
Seeds - - - Cwt.	74,537	205,195	163,171	121,614	88,833	41,757	109,493	111,711	30,040	54,163
Tea - - - Lb.	633,843	860,823	1,311,130	1,643,585	1,593,680	18,631	27,879	44,153	49,490	51,356
Other Articles - - -	—	—	—	—	—	90,869	105,165	128,460	103,073	94,880
TOTAL - - -	—	—	—	—	—	1,117,017	1,223,196	1,137,334	1,252,288	1,460,299
GERMAN EAST AFRICA.										
Imports therefrom:										
Miscellaneous Articles - -	—	—	—	—	—	2,819	4,195	2,083	3,565	919
Exports of Foreign Merchandise:										
Cotton Manufactures, including Twist and Yarn - -	—	—	—	—	—	40,268	43,322	46,820	40,285	38,334
Other Articles - - -	—	—	—	—	—	15,844	26,604	30,184	34,425	24,463
TOTAL - - -	—	—	—	—	—	56,112	69,926	77,004	74,710	62,847
Exports of Indian Produce, &c.:										
Cotton Manufactures, including Twist and Yarn - -	—	—	—	—	—	80,070	76,595	78,138	98,080	82,306
Grain, Pulse, and Flour Cwt.	208,386	238,614	545,801	338,701	331,664	77,456	99,175	213,655	147,372	127,821
Other Articles - - -	—	—	—	—	—	19,639	33,319	31,090	41,267	44,533
TOTAL - - -	—	—	—	—	—	177,165	209,089	322,883	286,719	254,710
ITALIAN EAST AFRICA (ERITREA AND SOMALILAND).										
Imports therefrom:										
Precious Stones and Pearls, Unset	—	—	—	—	—	15,490	33,498	1,333	8,762	1,000
Salt - - - Tons	11,015	24,570	24,427	33,996	49,240	9,364	22,295	22,165	30,849	44,681
Other Articles - - -	—	—	—	—	—	9,257	9,369	7,233	7,037	7,732
TOTAL - - -	—	—	—	—	—	34,111	65,162	30,731	46,648	53,413
Exports of Foreign Merchandise:										
Miscellaneous Articles - -	—	—	—	—	—	11,869	10,631	12,895	13,536	10,801
Exports of Indian Produce, &c.:										
Grain, Pulse, and Flour Cwt.	56,880	50,120	47,500	162,067	379,041	20,224	16,171	17,566	63,268	147,189
Other Articles - - -	—	—	—	—	—	32,759	36,579	23,949	32,143	29,035
TOTAL - - -	—	—	—	—	—	52,983	52,750	41,515	95,436	176,214
MADAGASCAR.										
Imports therefrom:										
Miscellaneous Articles - -	—	—	—	—	—	889	1,139	1,110	2,048	1,545
Exports (Foreign and Indian) thereto:										
Miscellaneous Articles - -	—	—	—	—	—	19,152	14,499	18,347	25,696	25,084
MAURITIUS AND DEPENDENCIES.										
Imports therefrom:										
Sugar - - - Cwt.	2,752,053	3,246,057	1,809,359	3,107,970	2,847,918	1,665,639	2,012,098	1,271,786	2,149,319	1,676,533
Other Articles - - -	—	—	—	—	—	5,055	3,947	5,046	10,323	8,343
TOTAL - - -	—	—	—	—	—	1,670,694	2,016,045	1,276,832	2,159,642	1,684,876
Exports of Foreign Merchandise:										
Cotton Manufactures (including Twist and Yarn) - -	—	—	—	—	—	24,093	25,671	22,250	20,002	13,093
Other Articles - - -	—	—	—	—	—	9,680	15,008	12,821	8,348	7,957
TOTAL - - -	—	—	—	—	—	33,773	40,679	35,071	28,350	21,050

Trade with Principal Countries, distinguishing Principal Articles; Quantities and Values—continued.

ARTICLES.	QUANTITIES.					VALUE.				
	1909-10.	1910-11.	1911-12.	1912-13.	1913-14.	1909-10.	1910-11.	1911-12.	1912-13.	1913-14.
MAURITIUS AND DEPENDENCIES—cont.										
Exports of Indian Produce, &c.:						£	£	£	£	£
Cotton Manufactures (including Twist and Yarn)	—	—	—	—	—	24,225	29,836	25,987	23,707	17,861
Grain, Pulse, and Flour:										
Pulse - Cwt.	93,118	117,523	162,507	120,204	108,373	39,121	41,685	57,870	40,776	44,208
Rice - " "	901,873	1,146,522	1,352,293	1,150,504	1,023,882	374,163	484,250	578,073	532,826	503,988
Wheat Flour - " "	100,158	94,125	145,201	124,725	116,086	56,837	46,340	69,407	60,726	57,765
Other Sorts - " "	52,322	46,305	63,215	55,771	40,819	16,589	13,777	17,423	16,745	13,247
Jute Manufactures - " "	—	—	—	—	—	60,296	57,742	39,152	61,541	52,400
Oils - Gals.	344,139	378,310	386,173	404,203	396,053	32,046	39,802	43,477	44,533	42,260
Saltpetre - Cwt.	40,615	50,596	37,486	45,222	23,740	27,571	33,765	24,982	30,082	21,910
Other Articles - " "	—	—	—	—	—	61,457	81,020	83,166	74,412	63,958
TOTAL	—	—	—	—	—	692,295	829,217	937,928	896,198	821,690
NATAL.										
Imports therefrom:										
Coal - Tons	78,569	15,854	25,470	112,825	118,532	78,962	16,281	24,077	121,483	143,003
Other Articles - " "	—	—	—	—	—	4,862	2,167	3,529	3,285	5,317
TOTAL	—	—	—	—	—	83,824	18,448	27,606	124,768	148,320
Exports of Foreign Merchandise:										
Miscellaneous Articles - " "	—	—	—	—	—	15,644	14,803	15,513	20,287	10,324
Exports of Indian Produce, &c.:										
Jute, Gunny Bags - No.	7,288,852	9,252,675	5,876,250	7,262,350	6,837,925	120,942	146,264	119,448	167,160	160,200
Oils, Vegetable - Gals.	188,381	234,235	227,952	193,929	163,374	16,948	24,998	23,803	22,484	18,270
Pulse - Cwt.	30,123	34,422	55,134	52,201	35,483	13,400	14,087	15,143	21,814	10,300
Paraffin Wax - " "	10,791	9,297	12,335	21,400	20,062	16,367	14,078	18,708	32,457	30,480
Provisions - " "	—	—	—	—	—	17,146	18,304	21,101	23,468	17,034
Rice - Cwt.	330,028	330,057	380,104	436,463	383,376	148,267	134,028	161,147	207,277	204,335
Other Articles - " "	—	—	—	—	—	49,004	64,338	74,550	73,500	78,440
TOTAL	—	—	—	—	—	382,173	416,187	427,900	548,160	535,103
PORTUGUESE EAST AFRICA.										
Imports therefrom:										
Coal - Tons	6,461	177	5,373	50,259	79,333	6,235	156	4,250	57,835	81,070
Other Articles - " "	—	—	—	—	—	8,912	5,437	9,200	6,475	6,815
TOTAL	—	—	—	—	—	15,147	5,593	13,510	64,310	100,485
Exports of Foreign Merchandise:										
Cotton Manufactures (including Twist and Yarn)	—	—	—	—	—	53,104	65,222	55,107	60,580	53,200
Other Articles - " "	—	—	—	—	—	16,665	30,990	21,041	21,240	29,174
TOTAL	—	—	—	—	—	69,769	96,212	76,238	81,820	82,374
Exports of Indian Produce, &c.:										
Cotton Manufactures (including Twist and Yarn)	172,947	183,850	239,223	335,592	222,850	63,121	67,397	51,058	60,466	60,006
Grain, Pulse, and Flour - Cwt.	4,623,050	4,747,425	4,194,442	5,376,350	5,224,150	68,009	70,920	100,202	150,240	164,400
Jute, Gunny Bags - No.	21,330	22,100	23,687	7,900	0	73,216	80,092	80,050	120,204	123,760
Paraffin Wax - Cwt.	—	—	—	—	—	32,405	33,495	34,824	11,982	0
Other Articles - " "	—	—	—	—	—	36,872	45,627	30,775	39,580	42,673
TOTAL	—	—	—	—	—	271,713	297,540	306,608	391,481	325,060
REUNION.										
Imports therefrom:										
Miscellaneous Articles - " "	—	—	—	—	—	228	78	0	0	1,521
Exports (Foreign and Indian) thereto:										
Rice - Cwt.	51	2,608	376,085	170,350	58,549	23	950	147,855	82,430	27,878
Other Articles - " "	—	—	—	—	—	975	1,734	6,824	3,131	6,800
TOTAL	—	—	—	—	—	998	2,684	154,679	85,567	34,678
SEYCHELLES.										
Imports therefrom:										
Miscellaneous Articles - " "	—	—	—	—	—	7,141	420	556	283	441
Exports (Foreign and Indian) thereto:										
Miscellaneous Articles - " "	—	—	—	—	—	30,521	37,304	30,735	31,307	32,443
SOMALILAND (BRITISH AND FRENCH).										
Exports of Indian Produce, &c.:										
Grain, Pulse, and Flour (chiefly Rice) - Cwt.	105,104	63,410	100,077	79,057	46,449	45,101	25,702	44,300	36,611	23,292
Other Articles - " "	—	—	—	—	—	3,086	2,529	3,045	4,543	30,795
TOTAL	—	—	—	—	—	48,187	28,231	47,345	41,154	54,087

Trade with Principal Countries, distinguishing Principal Articles; Quantities and Value—continued.

ARTICLES.	QUANTITIES.					VALUE.				
	1909-10.	1910-11.	1911-12.	1912-13.	1913-14.	1909-10.	1910-11.	1911-12.	1912-13.	1913-14.
ZANZIBAR AND PEMBA.										
Imports therefrom:						£	£	£	£	£
Ivory, Unmanufactured Lbs.	55,862	55,034	42,044	17,192	23,967	25,425	26,268	22,026	9,368	10,378
Spices	6,822,016	6,065,734	8,564,088	4,963,603	8,458,000	142,974	135,286	208,268	154,556	218,154
Other Articles	—	—	—	—	—	12,637	8,647	7,258	7,757	6,806
TOTAL	—	—	—	—	—	181,036	170,201	237,552	171,679	235,340
Exports of Foreign Merchandise:										
Cotton Manufactures, including Twist and Yarn	—	—	—	—	—	17,868	23,971	26,101	25,791	27,014
Other Articles	—	—	—	—	—	22,887	35,686	32,537	35,239	36,075
TOTAL	—	—	—	—	—	40,753	59,657	58,638	61,030	63,089
Exports of Indian Produce, &c.:										
Cotton Manufactures, including Twist and Yarn	—	—	—	—	—	17,735	18,814	27,035	13,847	12,067
Rice - Cwt.	333,560	377,272	431,600	265,580	382,124	140,226	170,918	187,613	124,633	147,555
Wheat Flour - "	15,454	20,161	26,540	25,343	31,367	9,054	11,350	13,766	13,178	17,063
Other Articles	—	—	—	—	—	43,908	63,899	82,716	59,507	57,107
TOTAL	—	—	—	—	—	210,923	264,981	291,130	211,165	233,792
CANADA.										
Imports therefrom:										
Miscellaneous Articles	—	—	—	—	—	26,668	398	1,636	1,814	5,932
Exports (Foreign and Indian) there-to:										
Jute, Gunny Cloth - Yds.	18,779,000	28,930,000	33,445,400	50,251,300	35,280,000	113,320	174,062	223,488	457,330	374,879
Hides and Skins, Raw Cwt.	3,465	4,339	2,478	7,692	10,149	19,819	20,236	13,843	36,382	56,204
Linscod - "	0	80,077	0	0	0	0	56,191	0	0	0
Rice - "	0	293	120,397	16,523	162,990	0	147	26,728	8,839	47,615
Tea - Lb.	8,945,883	8,444,730	10,571,880	11,447,083	11,564,565	311,079	299,044	381,731	408,218	430,167
Other Articles	—	—	—	—	—	26,431	35,089	32,555	46,134	43,500
TOTAL	—	—	—	—	—	470,649	584,769	678,345	956,953	952,365
UNITED STATES.										
Imports therefrom:										
*Clocks and Watches and parts thereof - No.	94,174	65,307	78,400	—	—	23,112	21,245	22,783	27,500	32,613
Cotton, Raw - Cwt.	243	2,460	103,385	249,769	420	693	8,669	286,626	646,768	1,354
Cotton Piece Goods - Yds.	9,721,122	8,473,741	9,036,605	15,539,609	9,760,366	147,168	141,485	153,890	264,231	167,800
Drugs and Medicines - "	—	—	—	—	—	23,540	27,682	26,206	30,864	30,979
Gums and Resins - "	—	—	—	—	—	—	—	—	—	—
Rosin - Cwt.	43,448	27,731	43,068	45,999	25,984	25,426	18,843	41,354	45,684	18,868
Hardware - "	—	—	—	—	—	107,400	126,956	144,657	190,128	254,817
Instruments, Apparatus, &c. - "	—	—	—	—	—	19,726	16,846	15,140	47,001	96,788
Iron and Steel - Tons	15,457	19,180	29,540	36,477	22,002	225,722	257,969	411,298	441,413	282,219
Liquors - Gals.	17,930	20,041	23,400	24,123	23,975	30,551	31,949	36,302	40,145	41,250
Machinery and Mill-work - "	—	—	—	—	—	125,047	198,129	187,209	140,206	168,108
Motor Cars and Motor Cycles and parts thereof - "	—	—	—	—	—	4,090	9,936	40,260	74,024	154,669
Oils, Mineral - Gals.	48,997,215	43,010,715	69,274,706	41,664,150	51,671,687	1,418,139	1,241,278	1,946,430	1,176,095	1,540,122
Tobacco - Lb.	2,704,734	273,615	186,329	180,522	246,076	137,963	16,593	13,729	12,398	15,902
Wood and Timber - "	—	—	—	—	—	24,721	40,007	22,055	48,077	83,745
Other Articles - "	—	—	—	—	—	139,484	167,710	199,351	284,201	304,356
TOTAL	—	—	—	—	—	2,452,772	2,325,297	3,527,290	3,468,730	3,193,579
Exports of Foreign Merchandise:										
Wool, Raw - Lb.	4,032	1,644,272	1,647,867	1,733,806	1,350,712	90	39,155	39,243	41,216	36,189
Other Articles - "	—	—	—	—	—	9,427	13,928	12,229	18,581	10,406
TOTAL	—	—	—	—	—	9,517	53,081	51,472	59,797	46,595
Exports of Indian Produce, &c.:										
Chemicals: Saltpetre - Cwt.	108,423	88,971	58,531	56,534	27,900	75,857	65,414	45,171	45,270	22,121
Coir Manufactures - "	50,728	31,871	38,086	35,605	42,316	42,896	28,098	33,409	32,873	39,210
Cotton, Raw - "	45,886	33,661	17,719	22,857	26,482	83,163	62,106	34,077	38,440	55,247
Dyeing and Tanning Substances:										
Indigo - Cwt.	1,027	1,315	1,687	1,138	604	13,497	18,504	22,058	13,098	7,882
Myrobalans - "	307,390	208,383	224,053	191,656	187,288	78,596	79,270	56,270	54,901	56,982
Hides and Skins:										
Raw - "	579,536	461,389	474,285	665,594	552,936	2,636,748	1,885,522	1,989,289	2,767,812	2,387,334
Dressed or Tanned - "	18,114	13,266	14,491	16,182	17,072	210,839	173,795	188,792	205,310	207,547
Jute:										
Raw - Tons	71,432	64,714	99,692	124,325	117,744	868,075	1,026,509	1,523,874	1,890,399	2,457,006
Gunny Bags - No.	49,675,900	46,224,570	47,838,700	43,092,586	58,009,100	460,589	419,644	576,247	592,853	1,008,261
" Cloth - Yds.	660,884,087	664,273,202	595,875,500	663,293,316	735,230,167	3,760,199	3,714,443	3,533,916	5,247,451	6,816,046
Lac (chiefly Shell) - Cwt.	249,040	168,543	159,585	183,983	153,429	828,541	584,328	405,002	630,130	587,720
Manganese Ore - Tons	148,940	130,850	106,271	168,600	106,327	132,550	121,028	100,095	164,654	106,747
Mica - Cwt.	6,168	7,899	10,580	10,284	10,493	38,991	43,905	26,953	55,944	67,288
Oils, Vegetable (chiefly Coconut) - Gals.	587,819	526,257	545,487	327,899	447,665	59,283	63,941	75,680	43,644	63,070
Oilseeds - Cwt.	73,046	569,224	1,674,253	580,121	408,984	38,280	417,369	1,254,957	327,005	205,660
Spices - Lb.	4,387,170	2,531,892	3,232,052	2,825,172	3,991,144	64,342	41,658	55,946	50,946	64,501
Tea - "	2,458,513	2,343,392	3,145,605	2,306,702	1,942,237	73,082	70,982	105,255	71,838	68,785
Wood and Timber - "	—	—	—	—	—	19,896	32,144	24,075	31,746	30,314
Wool, Raw - Lb.	1,915,474	314,233	1,558,277	1,180,006	808,668	47,354	7,953	38,032	29,391	13,609
Woolen Manufactures - "	—	—	—	—	—	20,857	17,788	19,427	14,500	23,529
Other Articles - "	—	—	—	—	—	118,401	139,087	195,658	218,486	235,329
TOTAL	—	—	—	—	—	9,667,038	9,013,458	10,393,786	12,526,696	14,518,694

* Figures prior to April 1912 relate to "Clocks and Watches."

Trade with Principal Countries, distinguishing Principal Articles; Quantities and Values—continued.

ARTICLES.	QUANTITIES.					VALUE.				
	1909-10.	1910-11.	1911-12.	1912-13.	1913-14.	1909-10.	1910-11.	1911-12.	1912-13.	1913-14.
SANDWICH ISLANDS.										
Exports of Indian Produce, &c.:						£	£	£	£	£
Jute, Gunny Bags - No.	9,255,400	9,556,531	9,863,600	9,023,500	9,560,600	100,201	99,304	116,077	130,857	170,495
Other Articles -	—	—	—	—	—	92	292	3,048	2,833	5,146
TOTAL -	—	—	—	—	—	100,293	99,596	119,125	133,730	175,641
WEST INDIES, BRITISH AND FOREIGN.										
Exports (Foreign and Indian) thereto:										
Jute, Gunny Bags - No.	1,063,550	1,709,300	1,432,950	1,009,500	1,440,175	21,497	33,527	32,211	27,605	43,233
Rice - Cwt.	90,062	205,960	311,346	319,046	150,198	34,779	70,932	116,168	133,794	75,007
Other Articles -	—	—	—	—	—	14,985	26,493	19,578	21,715	35,092
TOTAL -	—	—	—	—	—	71,261	130,952	167,957	183,114	153,332
CUBA.										
Exports of Indian Produce, &c.:										
Jute, Gunny Bags - No.	12,445,100	10,502,000	8,031,300	10,421,600	9,790,600	233,090	199,016	176,380	203,426	290,430
Rice - Cwt.	51,134	22,549	91,994	31,484	182,977	30,062	12,339	42,417	16,158	81,531
Other Articles -	—	—	—	—	—	0	10	775	64	412
TOTAL -	—	—	—	—	—	263,142	211,365	219,572	284,648	372,423
HAYTI AND ST. DOMINGO.										
Exports of Indian Produce, &c.:										
Jute Manufactures -	—	—	—	—	—	908	2,625	9,092	18,258	11,902
Other Articles -	—	—	—	—	—	0	0	157	0	0
TOTAL -	—	—	—	—	—	908	2,625	9,249	18,258	11,902
PORTO RICO.										
Exports of Indian Produce, &c.:										
Jute, Gunny Bags - No.	1,234,800	1,685,600	702,000	1,001,000	947,100	20,979	30,195	14,107	23,740	23,875
ARGENTINE REPUBLIC.										
Exports of Indian Produce, &c.:										
Jute:										
Gunny Cloth - Yds.	180,244,900	161,916,000	131,463,500	215,953,127	173,724,500	1,148,514	977,567	922,745	2,055,702	1,847,047
Other Manufactures -	—	—	—	—	—	9,033	12,987	19,133	24,115	120,000
Rice - Cwt.	249,686	295,195	266,574	219,016	349,135	64,141	77,718	74,607	68,743	183,929
Other Articles -	—	—	—	—	—	1,190	1,879	8,772	13,048	22,757
TOTAL -	—	—	—	—	—	1,222,878	1,070,151	1,025,257	2,102,508	2,000,302
BRAZIL.										
Exports of Indian Produce, &c.:										
Jute, Raw - Tons	1	438	1,318	4,671	3,594	8	10,386	25,933	104,057	102,590
Rice - Cwt.	15	115,098	0	0	0	6	34,940	0	0	0
Other Articles -	—	—	—	—	—	17,350	2,163	5	0	0
TOTAL -	—	—	—	—	—	17,364	47,489	25,988	104,057	102,590
BRITISH GUIANA.										
Exports (Foreign and Indian) thereto:										
Grain, Pulse, and Flour Cwt.	22,382	35,254	23,970	33,330	28,001	8,892	12,306	8,485	13,583	12,157
Jute, Gunny Bags - No.	929,800	340,900	436,450	522,250	926,250	16,480	6,208	9,728	12,608	25,305
Other Articles -	—	—	—	—	—	9,680	12,920	12,910	13,066	16,359
TOTAL -	—	—	—	—	—	35,062	31,424	31,123	39,257	53,821
CHILE.										
Exports of Indian Produce, &c.:										
Jute, Gunny Bags - No.	41,006,643	41,192,720	32,332,600	36,329,900	36,673,450	474,138	516,995	466,687	557,422	662,887
Rice - Cwt.	161,690	173,644	31,584	111,062	87,513	43,479	50,352	11,300	37,797	30,409
Other Articles -	—	—	—	—	—	8,348	7,258	4,261	9,038	16,200
TOTAL -	—	—	—	—	—	530,965	574,605	482,268	604,257	709,496
ECUADOR.										
Exports of Indian Produce, &c.:										
Jute Manufactures -	—	—	—	—	—	1,523	3,642	14,203	11,142	24,646
PERU.										
Exports of Indian Produce, &c.:										
Jute Manufactures -	—	—	—	—	—	44,681	64,332	44,381	81,825	69,953
Other Articles -	—	—	—	—	—	0	0	0	0	53
TOTAL -	—	—	—	—	—	44,681	64,332	44,381	81,825	70,006

Trade with Principal Countries, distinguishing Principal Articles; Quantities and Values—continued.

ARTICLES.	QUANTITIES.					VALUE.				
	1909-10.	1910-11.	1911-12.	1912-13.	1913-14.	1909-10.	1910-11.	1911-12.	1912-13.	1913-14.
URUGUAY.										
Exports of Indian Produce, &c.:						£	£	£	£	£
Jute Manufactures:										
Gunny Cloth - Yds.	10,178,000	8,152,000	10,118,000	9,052,000	8,726,000	66,405	51,094	72,853	88,967	105,824
Other Articles	—	—	—	—	—	3,609	2,844	3,365	6,680	9,291
TOTAL	—	—	—	—	—	70,014	53,938	76,218	95,647	115,115
ADEN.										
Imports therefrom:										
Gums and Resins - Cwt.	26,522	25,651	27,906	20,927	25,501	28,419	28,458	31,502	27,795	25,848
Hides and Skins, Raw - "	2,425	4,920	3,894	3,335	5,416	6,995	12,722	17,296	11,108	15,833
Precious Stones and Pearls (unset)	—	—	—	—	—	34,979	31,447	84,600	58,800	38,303
Salt - Tons	60,784	59,784	74,230	140,759	116,088	54,989	57,744	73,326	133,721	111,698
Other Articles	—	—	—	—	—	86,363	100,268	88,005	121,445	100,095
TOTAL	—	—	—	—	—	211,739	230,634	294,729	352,869	291,777
Exports of Foreign Merchandise:										
Cotton Manufactures (including Twist and Yarn)	—	—	—	—	—	69,101	84,268	101,073	106,845	74,469
Other Articles	—	—	—	—	—	32,871	39,152	33,165	45,134	40,531
TOTAL	—	—	—	—	—	101,972	123,422	134,238	151,979	115,000
Exports of Indian Produce, &c.:										
Cotton:										
Twist and Yarn - Lb.	1,900,181	1,910,398	2,253,123	2,085,400	1,506,797	55,833	62,646	79,965	78,692	52,220
Manufactures	—	—	—	—	—	113,826	125,973	136,660	145,275	90,909
Grain, Pulse, and Flour:										
Jawar and Bajra - Cwt.	100,383	61,471	151,759	212,767	548,864	30,695	17,706	48,147	76,859	185,583
Rice - "	350,937	324,050	464,673	390,340	362,263	149,078	130,208	206,117	179,061	164,205
Wheat-Flour - "	106,937	114,095	140,862	213,086	160,220	62,639	62,652	75,666	117,268	90,003
Spices - Lb.	1,659,117	1,620,738	1,592,740	3,068,257	1,758,024	23,885	28,250	30,073	51,768	25,629
Tobacco - "	5,950,245	8,722,815	8,009,480	5,891,469	9,815,677	48,642	71,544	64,088	48,494	90,389
Other Articles	—	—	—	—	—	84,039	80,953	105,245	136,623	126,728
TOTAL	—	—	—	—	—	568,687	579,932	745,961	834,040	815,666
ARABIA (MUSCAT TERRITORY AND TRUCIAL OMAN).										
Imports therefrom:										
Dates - Cwt.	199,878	271,799	242,717	238,896	207,398	102,358	144,669	127,899	116,139	113,734
Fish - "	39,749	20,010	34,638	36,852	34,236	20,340	17,547	25,458	26,552	24,673
Precious Stones and Pearls (unset)	—	—	—	—	—	177,147	78,513	104,407	127,700	141,087
Other Articles	—	—	—	—	—	34,467	43,453	45,195	52,417	39,675
TOTAL	—	—	—	—	—	334,332	279,182	302,959	322,808	319,169
Exports of Foreign Merchandise:										
Cotton Manufactures, including Twist and Yarn	—	—	—	—	—	103,756	146,423	152,080	160,479	144,855
Sugar, 16 Dutch standard and above - Cwt.	18,449	31,919	22,221	31,207	29,183	12,054	21,194	15,513	22,014	21,525
Other Articles	—	—	—	—	—	40,064	45,233	55,355	62,596	68,777
TOTAL	—	—	—	—	—	155,874	212,850	222,948	245,069	235,157
Exports of Indian Produce, &c.:										
Cotton Manufactures, including Twist and Yarn	—	—	—	—	—	35,292	33,875	37,136	37,647	33,022
Jawar and Bajra - Cwt.	101,372	52,622	25,729	20,682	51,272	28,717	18,444	7,172	6,631	17,403
Rice - "	430,689	491,144	405,397	208,041	619,689	190,049	214,605	183,919	98,208	313,649
Other Articles	—	—	—	—	—	74,759	64,974	67,131	79,368	96,405
TOTAL	—	—	—	—	—	328,817	326,898	295,358	221,849	459,479
ARABIA (OTHER STATES).										
Imports therefrom:										
Miscellaneous Articles	—	—	—	—	—	6,394	3,810	13,014	20,913	64,007
Exports of Foreign Merchandise:										
Cotton Manufactures, including Twist and Yarn	—	—	—	—	—	2,340	64,847	90,880	82,690	49,976
Other Articles	—	—	—	—	—	1,213	34,575	45,070	41,296	48,512
TOTAL	—	—	—	—	—	3,552	99,422	135,950	123,986	98,482
Exports of Indian Produce, &c.:										
Cotton Manufactures, including Twist and Yarn	—	—	—	—	—	2,397	25,416	33,455	24,615	8,490
Grain, Pulse, and Flour Cwt.	61,854	288,780	846,437	369,501	509,222	21,861	137,558	161,046	175,997	228,350
Spices - Lb.	63,132	1,187,736	1,359,472	1,467,682	1,166,571	973	22,863	23,249	28,961	18,731
Other Articles	—	—	—	—	—	11,518	44,760	77,507	81,711	79,951
TOTAL	—	—	—	—	—	36,749	230,597	300,257	311,284	335,522

Trade with Principal Countries, distinguishing Principal Articles; Quantities and Values—continued.

ARTICLES.	QUANTITIES.					VALUE.				
	1909-10.	1910-11.	1911-12.	1912-13.	1913-14.	1909-10.	1910-11.	1911-12.	1912-13.	1913-14.
BAHREIN ISLANDS.										
Imports therefrom:						£	£	£	£	£
Precious Stones and Pearls (unset)	—	—	—	—	—	255,993	256,087	311,630	391,360	467,73
Other Articles	—	—	—	—	—	14,750	20,909	13,486	17,647	18,345
TOTAL	—	—	—	—	—	270,743	276,996	324,116	409,007	485,978
Exports of Foreign Merchandise:										
Cotton Manufactures, including Twist and Yarn	—	—	—	—	—	83,386	128,666	163,990	144,004	80,107
Other Articles	—	—	—	—	—	29,507	50,552	59,275	84,403	78,382
TOTAL	—	—	—	—	—	111,893	179,218	223,265	228,407	164,489
Exports of Indian Produce, &c.:										
Cotton Manufactures, including Twist and Yarn	—	—	—	—	—	29,934	37,743	38,935	30,633	13,774
Rice - Cwt.	376,897	359,528	374,145	340,477	406,868	163,672	157,438	169,078	155,798	201,474
Other Articles	—	—	—	—	—	52,998	51,916	80,098	103,568	122,654
TOTAL	—	—	—	—	—	246,604	247,096	287,401	288,000	337,002
BORNEO (BRITISH AND DUTCH).										
Imports therefrom:										
Mineral Oils - Gals.	12,157,540	10,848,005	21,950,997	20,841,441	24,671,475	227,494	186,025	408,439	372,532	507,715
Other Articles	—	—	—	—	—	3	254	24	187	25
TOTAL	—	—	—	—	—	227,497	186,279	408,463	372,739	507,740
Exports (Foreign and Indian) thereto:										
Miscellaneous Articles	—	—	—	—	—	612	5,580	8,347	2,079	4,531
CELEBES AND OTHER ISLANDS.										
Exports of Indian Produce, &c.:										
Rice - Cwt.	47,512	82,242	112,762	146,921	112,826	13,446	25,164	38,838	54,828	37,300
Other Articles	—	—	—	—	—	718	3,040	5,459	9,632	11,400
TOTAL	—	—	—	—	—	14,159	28,213	44,297	64,460	48,802
CEYLON.										
Imports therefrom:										
Hides and Skins, raw, dressed and tanned - Cwt.	8,236	9,062	10,430	9,658	10,030	24,925	30,130	34,430	31,700	33,033
Jute, Gunny Bags - No.	3,205,396	4,048,056	4,913,949	4,434,960	4,083,046	36,244	43,431	56,676	58,271	50,462
Spices (chiefly Betelnuts) Lb.	15,100,970	15,083,397	12,030,678	10,942,977	11,661,172	150,229	166,270	129,589	167,918	183,145
Tea	1,462,685	1,250,743	1,834,429	1,897,439	1,517,295	40,138	33,099	54,768	61,140	47,023
Other Articles	—	—	—	—	—	191,015	198,924	185,209	184,535	215,067
TOTAL	—	—	—	—	—	442,551	471,863	460,676	508,564	530,000
Exports of Foreign Merchandise:										
Cotton Manufactures, including Twist and Yarn	—	—	—	—	—	49,581	59,423	60,712	53,411	52,157
Other Articles	—	—	—	—	—	81,880	73,834	104,619	91,733	108,548
TOTAL	—	—	—	—	—	131,461	133,257	165,331	145,144	160,705
Exports of Indian Produce, &c.:										
Animals, Living - No.	367,046	408,767	465,747	459,480	368,781	75,784	110,673	122,357	140,023	158,300
Coal, Coke, and Patent Fuel - Tons	371,478	512,234	533,659	543,774	394,930	224,933	292,945	314,103	360,632	253,536
Coffee - Cwt.	11,350	10,221	11,619	12,942	12,751	28,390	28,256	40,852	46,246	40,379
Cotton Manufactures, including Twist and Yarn	—	—	—	—	—	284,829	274,152	243,024	215,392	183,745
Fish - Cwt.	185,131	240,859	246,595	213,116	233,868	130,491	171,008	178,185	159,763	174,746
Fruits and Vegetables	—	—	—	—	—	72,215	84,001	86,078	99,637	100,574
Grain, Pulse, and Flour:										
Pulse - Cwt.	182,579	249,578	203,360	230,891	198,282	49,721	91,277	71,710	84,776	73,000
Rice	6,099,310	7,236,183	7,619,558	7,623,364	7,294,491	2,363,794	2,866,061	3,085,444	3,243,040	3,207,543
Wheat Flour	120,127	132,992	156,064	165,025	144,950	71,287	70,711	84,783	92,671	79,356
Other Sorts	53,741	74,485	86,708	98,228	80,886	18,339	22,459	26,875	31,066	25,618
Jute Manufactures	—	—	—	—	—	29,451	29,063	20,309	34,532	57,632
Manures - Tons	14,515	21,545	23,959	29,209	17,248	44,992	69,680	82,502	94,162	67,018
Oilcakes - Cwt.	697,466	944,688	856,685	904,723	933,093	182,952	243,157	250,285	292,326	315,587
Oils - Gals.	189,725	214,206	241,616	245,564	328,906	17,172	21,118	25,412	25,150	33,585
Provisions	—	—	—	—	—	25,742	30,227	42,705	39,968	42,905
Rubber, Raw - Cwt.	352	1,206	3,423	4,501	7,001	11,977	45,379	105,219	137,525	171,664
Saltpetre	19,609	22,847	29,261	44,469	44,486	12,324	13,895	20,387	31,020	29,393
Seeds	88,932	105,154	133,394	127,642	138,771	61,325	86,495	96,971	84,602	77,553
Spices - Lb.	7,143,590	8,815,793	10,490,050	9,932,997	11,064,159	86,152	109,148	106,375	103,400	105,126
Tea	3,809,106	4,570,029	4,315,479	4,214,551	3,899,677	162,658	203,828	187,918	178,739	162,532
Other Articles	—	—	—	—	—	244,655	312,616	329,252	305,082	300,727
TOTAL	—	—	—	—	—	4,199,183	5,176,179	5,520,826	5,974,001	5,865,696

Trade with Principal Countries, distinguishing Principal Articles; Quantities and Values—continued.

ARTICLES.	QUANTITIES.					VALUE.				
	1909-10.	1910-11.	1911-12.	1912-13.	1913-14.	1909-10.	1910-11.	1911-12.	1912-13.	1913-14.
CHINA—HONG-KONG.										
Imports therefrom:						£	£	£	£	£
Drugs and Medicines	—	—	—	—	—	55,957	47,867	31,731	37,312	48,114
Fireworks	—	—	—	—	—	24,178	44,818	40,042	26,742	30,900
Grain, Pulse, and Flour-Cwt.	72,179	51,765	59,044	55,146	81,077	31,351	25,415	28,890	26,364	40,620
Provisions	—	—	—	—	—	16,261	19,721	21,824	28,066	42,469
Silk:										
Raw - - - - - Lb.	644,940	741,289	630,222	733,266	546,977	134,839	160,050	160,568	192,509	141,725
Manufactures	—	—	—	—	—	142,375	158,071	111,705	139,893	168,237
Sugar, 16 Dutch Standard and above - Cwt.	84,207	206,213	79,011	42,382	28,047	63,652	156,251	66,380	35,925	22,546
Other Articles	—	—	—	—	—	130,813	166,195	147,770	148,479	165,234
TOTAL	—	—	—	—	—	599,426	778,388	608,910	635,280	654,845
Exports of Foreign Merchandise:										
Fishmaws and Shark-fins - - - - - Cwt.	3,571	3,101	4,923	5,668	4,857	23,273	22,149	35,475	40,807	33,858
Other Articles	—	—	—	—	—	69,145	63,163	38,004	42,942	76,537
TOTAL	—	—	—	—	—	92,418	85,312	73,479	83,749	112,395
Exports of Indian Produce, &c.:										
Chemicals (chiefly Saltpetre)	—	—	—	—	—	73,369	76,865	72,534	80,490	68,167
Cotton:										
Raw - - - - - Cwt.	106,122	91,850	42,016	78,768	109,581	243,005	238,054	123,065	205,971	264,695
Twist and Yarn - - - Lb.	83,740,433	80,873,533	55,933,830	94,345,774	94,719,213	2,342,112	2,520,845	1,861,769	3,041,619	3,116,531
Drugs and Medicines	—	—	—	—	—	13,849	50,085	25,205	29,395	45,536
Fishmaws and Shark-fins - - - - - Cwt.	6,236	5,864	3,563	2,952	3,993	44,932	46,739	25,807	20,498	27,640
Grain, Pulse, and Flour - - - - -	137,305	340,927	244,752	421,327	352,694	30,553	77,577	66,510	147,235	101,482
Jadestone	3,519	2,726	978	1,716	2,864	69,900	57,840	18,860	15,087	26,630
Jute Manufactures	—	—	—	—	—	70,215	29,251	56,081	40,862	50,937
Opium - - - - - Cwt.	44,206	29,589	17,055	10,844	5,023	3,377,222	3,963,264	3,019,858	2,406,084	1,084,093
Seeds - - - - -	46,014	23,305	48,680	174,216	203,126	16,407	11,247	22,622	80,006	96,249
Tobacco - - - - - Lb.	90,415	2,116,357	3,675,384	7,728,159	7,141,695	1,249	14,262	22,580	59,744	50,401
Other Articles	—	—	—	—	—	85,736	178,453	106,870	124,919	169,405
TOTAL	—	—	—	—	—	6,368,549	7,284,482	5,421,761	6,251,910	5,102,006
CHINA—TREATY PORTS.										
Imports therefrom:										
Drugs and Medicines	—	—	—	—	—	88,478	51,929	54,154	38,461	38,524
Glass and Glassware (mainly Bangles)	—	—	—	—	—	40,684	38,372	28,491	32,015	33,248
Silk:										
Raw - - - - - Lb.	1,404,021	1,077,160	1,309,302	2,584,002	1,782,222	456,727	339,717	473,439	877,706	633,659
Manufactures	—	—	—	—	—	201,576	224,257	253,910	251,977	257,166
Tea - - - - - Lb.	1,443,883	2,243,653	3,833,702	1,589,574	2,271,523	52,725	71,378	113,193	46,388	73,060
Other Articles	—	—	—	—	—	92,985	110,275	110,837	129,278	101,237
TOTAL	—	—	—	—	—	883,175	835,928	1,034,024	1,375,825	1,136,894
Exports of Foreign Merchandise:										
Miscellaneous Articles	—	—	—	—	—	6,660	13,109	4,525	10,638	8,262
Exports of Indian Produce, &c.:										
Cotton:										
Raw - - - - - Cwt.	239,577	67,590	48,097	118,007	84,707	576,131	179,129	129,607	315,487	226,065
Twist and Yarn - - - Lb.	116,564,623	77,961,256	73,362,986	89,002,755	83,257,375	3,302,713	2,399,261	2,410,314	2,844,119	2,791,718
Piece Goods - - - - - Yds.	5,776,511	1,769,779	212,038	1,130,857	654,825	53,384	16,200	2,618	11,638	6,067
Grain, Pulse, and Flour Cwt.	35,479	474,632	412,842	252,746	91,302	9,114	138,333	141,516	91,640	29,896
Jute Manufactures	—	—	—	—	—	397,936	171,969	251,082	490,612	338,495
Opium - - - - - Cwt.	13,873	14,970	17,142	12,905	111	1,234,432	2,203,670	3,614,887	3,242,907	27,533
Tea - - - - - Lb.	6,207,582	8,216,823	5,007,671	9,111,147	10,950,161	175,421	275,236	136,654	272,702	338,352
Other Articles	—	—	—	—	—	51,747	46,180	43,860	67,395	102,731
TOTAL	—	—	—	—	—	5,780,878	5,430,028	6,730,538	7,337,000	3,801,207
FEDERATED MALAY STATES.										
Exports (Foreign and Indian) thereto:										
Miscellaneous Articles	—	—	—	—	—	30,204	50,008	88,649	139,479	147,032
FRENCH INDO-CHINA.										
Imports therefrom:										
Miscellaneous Articles	—	—	—	—	—	32,601	347	350	252	209
Exports (Foreign and Indian) thereto:										
Cotton, Raw - - - - - Cwt.	8,696	9,550	1,830	0	141	20,307	27,833	6,075	0	135
Jute Manufactures	—	—	—	—	—	182,332	243,379	131,730	158,874	369,351
Opium - - - - - Cwt.	2,999	1,489	3,115	1,180	1,282	207,237	207,722	325,500	99,018	129,502
Other Articles	—	—	—	—	—	18,861	28,813	23,865	28,624	10,758
TOTAL	—	—	—	—	—	428,787	507,747	492,170	286,516	509,796

Trade with Principal Countries, distinguishing Principal Articles; Quantities and Values—continued.

ARTICLES.	QUANTITIES.					VALUE.				
	1909-10.	1910-11.	1911-12.	1912-13.	1913-14.	1909-10.	1910-11.	1911-12.	1912-13.	1913-14.
JAPAN.										
Imports therefrom:						£	£	£	£	£
Apparel	—	—	—	—	—	43,860	62,525	53,306	73,522	63,437
Camphor - - - - - Lib.	734,717	740,741	859,684	1,068,640	1,053,734	62,576	63,737	73,500	94,692	83,198
Coal, Coke, and Patent Fuel - - - - - Tons	5,523	13,629	14,093	107,788	74,564	5,155	16,733	16,343	112,104	83,676
Cotton Hosiery	—	—	—	—	—	304,206	461,339	438,035	414,951	555,865
Other Cotton Manufactures, including Twist and Yarn	—	—	—	—	—	5,152	37,080	65,656	194,238	147,395
Earthenware and Porcelain	—	—	—	—	—	19,380	21,706	26,702	30,084	42,269
Glass and Glassware	—	—	—	—	—	31,521	84,917	92,397	150,850	105,422
Haberdashery and Millinery	—	—	—	—	—	41,516	62,612	86,083	71,334	101,304
Matches	—	—	—	—	—	134,821	135,996	154,134	201,377	260,455
Metals (mainly Copper) Tons	2,786	4,393	2,052	807	3,540	186,510	237,858	144,533	61,090	376,180
Silk Manufactures	—	—	—	—	—	684,707	795,103	905,898	1,030,300	965,922
Spices - - - - - Lb.	1,261,912	1,506,196	1,439,215	2,124,633	2,625,515	16,578	24,604	22,182	29,783	35,685
Umbrella Fittings	—	—	—	—	—	23,699	26,586	35,049	29,210	44,003
Other Articles	—	—	—	—	—	116,123	167,189	194,489	223,088	426,409
TOTAL	—	—	—	—	—	1,630,807	2,247,935	2,318,307	2,711,132	3,186,782
Exports of Foreign Merchandise:										
Miscellaneous Articles	—	—	—	—	—	7,608	6,785	10,407	16,238	14,102
Exports of Indian Produce, &c.:										
Cotton, Raw - - - - - Cwt.	3,303,375	2,852,453	3,514,651	3,591,768	4,817,560	8,023,896	8,253,427	9,475,689	9,664,544	12,094,223
Grain, Pulse, and Flour:										
Rice - - - - - "	261,356	1,232,348	2,818,455	4,826,648	3,222,996	60,213	371,372	1,134,287	1,812,012	1,078,722
Other Sorts - - - - - "	15,476	94,745	41,749	191,236	206,060	4,060	25,309	10,437	55,986	53,986
Hides and Skins, dressed or tanned	4,633	7,793	8,795	9,146	7,491	53,092	86,624	95,708	102,511	88,378
Jute, Raw - - - - - Tons	2,632	3,302	3,959	4,652	3,708	32,361	48,893	72,309	97,729	100,868
Manufactures - - - - - "	—	—	—	—	—	135,198	36,154	46,513	45,539	96,973
Manures - - - - - Tons	4,335	4,905	6,658	9,892	11,871	19,153	22,604	31,026	50,243	63,380
Metals (chiefly Iron or Steel)	2	75	3,667	83,955	81,437	31	1,030	11,817	281,042	248,207
Oilcakes - - - - - Cwt.	1	297,576	502,463	736,788	923,615	3	58,608	98,559	146,453	200,641
Opium - - - - - "	0	0	624	1,392	1,170	0	0	76,817	129,545	119,913
Paraffin Wax - - - - - "	23,544	27,122	39,900	26,674	38,059	35,709	40,904	55,058	40,459	57,724
Other Articles	—	—	—	—	—	39,464	49,745	44,467	46,776	61,860
TOTAL	—	—	—	—	—	8,417,180	8,999,568	11,152,767	12,472,830	15,115,884
JAVA.										
Imports therefrom:										
Sugar - - - - - Cwt.	8,833,845	10,531,581	10,007,533	10,957,862	13,406,667	5,182,561	5,954,805	6,250,018	6,204,535	7,006,335
Teak - - - - - Cub. Tons	8,653	5,386	3,595	3,299	2,516	50,724	29,068	22,404	21,667	19,551
Other Articles (mainly Tea)	—	—	—	—	—	63,518	50,580	41,681	49,213	47,700
TOTAL	—	—	—	—	—	5,296,803	6,033,973	6,314,048	6,359,405	7,163,586
Exports of Foreign Merchandise:										
Miscellaneous Articles	—	—	—	—	—	6,940	5,234	5,826	7,700	11,661
Exports of Indian Produce, &c.:										
Cotton, Twist and Yarn - - - - - Lb.	927,175	1,351,438	1,018,050	237,550	246,720	34,539	55,426	43,324	9,758	9,320
Jute, Gunny Bags - - - - - No.	8,872,350	11,533,400	9,774,800	17,025,301	17,851,036	174,724	220,803	213,840	426,008	404,745
Opium - - - - - Cwt.	1,935	3,117	3,219	4,415	4,780	136,035	386,625	362,120	383,408	472,199
Rice - - - - - "	2,061,399	5,162,193	5,556,779	3,198,569	788,232	582,420	1,655,975	2,139,809	1,246,070	201,158
Seeds - - - - - "	3,058	4,422	9,851	10,553	5,894	16,729	27,432	63,245	70,572	85,247
Other Articles	—	—	—	—	—	32,357	33,234	23,022	22,716	42,034
TOTAL	—	—	—	—	—	978,804	2,388,695	2,845,860	2,159,782	1,285,803
MALDIVES.										
Imports therefrom:										
Miscellaneous Articles	—	—	—	—	—	9,802	8,645	8,804	10,561	10,892
Exports (Foreign and Indian) thereto:										
Miscellaneous Articles	—	—	—	—	—	8,757	9,533	10,466	18,969	9,458
PERSIA.										
Imports therefrom:										
Drugs and Medicines	—	—	—	—	—	25,439	29,421	22,200	24,026	27,398
Fruits and Vegetables	—	—	—	—	—	106,131	128,160	135,861	127,176	125,355
Gums and Resins - - - - - Cwt.	27,999	30,111	18,823	28,467	30,963	19,895	26,364	17,760	28,442	32,329
Hides and Skins, Raw - - - - - "	11,944	7,632	6,707	8,854	11,133	33,862	21,133	18,670	24,748	30,800
Oils, Mineral - - - - - Gals.	109	1	80	1,258,433	5,595,189	4	0	4	33,053	103,424
Precious Stones and Pearls (unset)	—	—	—	—	—	33,220	83,247	59,200	87,780	10,840
Wool, Raw - - - - - Lb.	1,805,070	1,928,309	2,065,249	2,551,840	2,732,260	39,574	61,671	62,328	80,693	82,603
Other Articles	—	—	—	—	—	91,435	63,543	89,260	66,843	61,977
TOTAL	—	—	—	—	—	349,560	413,539	405,283	473,336	474,726

Trade with Principal Countries, distinguishing Principal Articles; Quantities and Values—continued.

ARTICLES.	QUANTITIES.					VALUE.				
	1909-10.	1910-11.	1911-12.	1912-13.	1913-14.	1909-10.	1910-11.	1911-12.	1912-13.	1913-14.
PERSIA—cont.										
Exports of Foreign Merchandise:						£	£	£	£	£
Cotton Twist and Yarn Lb.	849,120	718,660	506,500	541,800	721,500	46,840	42,834	29,815	32,099	42,286
Manufactures	—	—	—	—	—	171,409	244,242	335,600	229,265	279,730
Metals - Tons	492	762	716	784	916	17,284	24,746	22,468	20,310	37,986
Sugar - Cwt.	64,713	99,786	39,318	35,255	24,548	43,368	70,863	28,614	25,714	19,782
Other Articles	—	—	—	—	—	58,128	81,709	98,438	102,606	119,206
TOTAL	—	—	—	—	—	337,029	464,394	514,955	409,994	498,990
Exports of Indian Produce, &c.:										
Cotton Twist and Yarn Lb.	2,342,070	2,541,335	1,587,326	1,874,450	1,805,090	86,211	99,837	65,408	76,377	73,877
Manufactures	—	—	—	—	—	120,873	77,779	85,487	73,249	100,260
Grain, Pulse, and Flour:										
Rice - Cwt.	148,109	114,630	109,830	170,490	256,900	66,152	44,766	48,559	79,609	122,492
Other Sorts - "	134,865	51,302	11,492	27,690	61,975	47,088	19,014	4,880	12,481	27,761
Jute Manufactures	—	—	—	—	—	8,952	13,646	18,358	10,334	15,803
Other Articles	—	—	—	—	—	82,218	81,204	90,153	85,732	98,640
TOTAL	—	—	—	—	—	411,494	336,246	312,840	338,282	438,833
PHILIPPINES.										
Imports therefrom:										
Hemp, Raw - Cwt.	26,256	24,874	24,998	27,157	20,564	31,359	33,574	29,295	36,092	34,874
Other Articles	—	—	—	—	—	7,899	4,274	4,934	8,602	7,720
TOTAL	—	—	—	—	—	39,258	37,848	34,229	44,694	42,594
Exports (Foreign and Indian) thereto:										
Cotton Piece Goods - Yds.	1,649,894	617,748	292,447	39,451	0	21,165	7,047	3,348	517	0
Rice - Cwt.	87,465	180,000	380,309	521,371	0	25,881	52,852	166,601	213,013	0
Other Articles	—	—	—	—	—	47,561	40,580	43,284	51,736	54,361
TOTAL	—	—	—	—	—	94,607	100,479	213,233	265,266	54,361
SIAM.										
Imports therefrom:										
Teak - Cub. Tons	35,534	48,284	37,534	24,332	15,867	221,001	288,470	232,122	164,314	141,175
Other Articles	—	—	—	—	—	4,538	3,932	17,728	42,479	44,175
TOTAL	—	—	—	—	—	225,539	292,402	249,850	206,793	185,350
Exports of Foreign Merchandise:										
Miscellaneous Articles	—	—	—	—	—	23,883	21,271	14,252	11,578	11,410
Exports of Indian Produce, &c.:										
Cotton Piece Goods - Yds.	3,102,241	3,647,825	3,594,252	4,551,202	4,913,492	35,969	51,638	56,012	65,467	80,139
Jute, Gunny Bags - No.	8,244,164	13,077,000	3,432,518	6,140,420	13,022,391	155,450	242,701	67,465	134,092	304,372
Opium - Cwt.	0	73	1,681	2,692	1,656	0	10,217	190,657	263,177	164,030
Other Articles	—	—	—	—	—	56,563	44,359	48,067	54,305	72,904
TOTAL	—	—	—	—	—	247,982	348,963	362,201	517,041	621,945
STRAITS SETTLEMENTS.										
Imports therefrom:										
Canes and Rattans - Cwt.	40,194	46,206	48,034	42,512	62,884	26,635	28,236	30,255	28,216	36,922
Cotton Manufactures, including Twist and Yarn	—	—	—	—	—	47,510	60,015	74,236	50,485	34,820
Dyeing and Tanning Substances (chiefly Gambier)	—	—	—	—	—	47,647	48,400	50,845	62,978	56,083
Fish - Cwt.	195,101	142,074	129,755	134,019	132,456	193,497	129,558	137,280	139,696	150,854
Fruits and Vegetables	—	—	—	—	—	41,280	38,442	41,159	49,190	38,977
Gums and Resins (chiefly Benjamin)	16,466	12,932	17,625	13,795	14,533	29,288	29,313	45,809	41,992	34,212
Matches	—	—	—	—	—	86,005	83,878	68,040	12,127	4,785
Metals: Tin - Cwt.	34,650	33,212	30,386	26,645	37,122	260,853	270,176	292,458	282,705	378,542
Oil, Mineral - Gals.	3,818,479	7,876,518	5,855,802	4,306,739	3,917,114	88,355	178,318	84,090	88,557	78,055
Provisions	—	—	—	—	—	134,687	133,780	148,539	182,899	190,792
Rice - Cwt.	189,738	123,498	1,141	2,630	223,930	79,825	51,517	542	1,376	117,394
Silk, Raw - Lb.	189,548	199,244	220,653	106,377	105,134	47,153	52,238	60,630	33,202	31,777
Spices:										
Betelnuts	106,561,199	124,186,602	116,398,268	118,033,366	114,686,787	450,121	564,377	576,839	628,393	688,100
Other - "	4,553,791	6,565,641	4,001,972	3,936,256	3,471,524	72,771	105,111	76,625	87,983	78,500
Sugar - Cwt.	20,508	11,641	11,863	71,027	57,962	14,910	8,751	10,056	51,937	39,133
Wood and Timber	—	—	—	—	—	42,721	43,306	47,040	47,564	79,173
Other Articles	—	—	—	—	—	226,468	243,652	240,800	267,824	293,623
TOTAL	—	—	—	—	—	1,889,728	2,069,061	1,985,243	2,057,024	2,281,752
Exports of Foreign Merchandise:										
Cotton Manufactures (including Twist and Yarn)	—	—	—	—	—	26,448	33,241	35,839	33,022	34,847
Spices	515,270	386,708	540,944	252,355	1,199,583	10,285	6,930	12,643	4,629	30,060
Other Articles	—	—	—	—	—	58,713	71,402	74,287	84,309	91,734
TOTAL	—	—	—	—	—	95,446	111,573	122,769	121,960	156,441

Trade with Principal Countries, distinguishing Principal Articles; Quantities and Values—continued.

ARTICLES.	QUANTITIES.					VALUE.				
	1909-10.	1910-11.	1911-12.	1912-13.	1913-14.	1909-10.	1910-11.	1911-12.	1912-13.	1913-14.
STRAITS SETTLEMENTS—cont.										
Exports of Indian Produce, &c.:						£	£	£	£	£
Animals, Living - No.	43,820	48,376	50,938	71,918	66,766	30,433	33,834	39,735	62,586	64,316
Coal and Coke - Tons	174,006	223,975	198,255	155,005	183,809	102,705	129,076	113,560	107,380	118,959
Cotton:										
Twist and Yarn - Lb.	5,087,553	3,118,024	4,485,296	4,575,650	4,786,876	166,580	113,008	174,807	175,894	183,230
Manufactures						309,315	341,523	358,277	427,776	483,700
Fish - Cwt.	3,820	3,518	3,943	3,995	4,348	21,109	21,951	21,633	24,683	26,802
Fodder, &c.						78,168	81,406	109,683	134,451	103,394
Fruits and Vegetables						53,707	71,788	77,811	92,091	105,513
Hides and Skins:										
Raw and Dressed - Cwt.	6,101	3,991	2,933	3,556	2,037	50,929	40,248	31,379	33,253	25,211
Jute Manufactures						246,593	228,644	180,372	218,250	272,744
Metals - Tons	202	474	693	520	436	12,443	14,456	37,798	38,018	37,051
Opium - Cwt.	16,338	13,402	9,795	7,473	2,255	1,234,763	1,692,053	1,099,801	704,870	220,500
Provisions						80,344	89,045	87,113	105,075	134,847
Pulse - Cwt.	123,544	146,561	127,471	162,111	174,324	44,670	50,060	44,060	61,417	65,496
Rice	4,053,114	5,834,723	7,730,863	8,187,592	5,691,855	1,141,564	1,734,208	2,867,713	3,312,864	1,013,043
Seeds - "	59,097	83,252	62,442	83,935	110,634	43,013	60,280	55,637	47,104	60,475
Spices - Lb.	4,069,645	2,451,654	2,635,973	4,308,055	3,569,698	46,487	24,226	23,027	30,945	29,630
Tobacco - Cwt.	2,581,035	3,156,649	3,558,993	3,703,883	3,728,452	66,963	79,242	88,708	97,151	105,425
Wheat Flour - Cwt.	40,514	43,125	53,258	73,896	70,589	21,220	20,248	23,411	35,177	33,505
Other Articles						235,590	237,746	299,269	291,688	377,555
TOTAL						3,980,595	5,074,806	5,734,058	6,006,663	4,867,462
SUMATRA.										
Imports therefrom:										
Mineral Oil - Gals.	5,031,480	6,365,493	2,026,616	4,900,586	1,465,317	103,146	163,584	39,472	81,209	12,109
Other Articles						460	404	123	153	535
TOTAL						103,506	163,988	32,595	81,360	12,734
Exports (Foreign and Indian) thereto:										
Coal, Coke, and Patent										
Fuel - Tons	78,906	111,758	110,049	130,139	97,693	47,366	67,440	67,222	86,759	50,170
Rice - Cwt.	360,405	259,996	189,350	107,028	112,892	107,913	83,901	67,037	40,099	30,107
Other Articles						6,679	11,655	45,706	55,101	35,091
TOTAL						161,953	162,096	179,965	182,559	180,977
TURKEY, ASIATIC (LEVANT AND BLACK SEA)*										
Imports therefrom:										
Miscellaneous Articles								31,856	42,741	10,888
Exports of Foreign Merchandise:										
Miscellaneous Articles								2,840	906	3,470
Exports of Indian Produce, &c.:										
Cotton Twist and Yarn - Lb.			4,788,530	4,568,589	5,106,862			150,860	145,127	168,482
Hides and Skins - Cwt.			31,673	16,539	31,247			82,946	38,047	84,032
Jute Manufactures								50,040	76,600	90,455
Rice - Cwt.			1,062,915	880,088	790,515			381,682	327,648	269,132
Tea, Black - Lb.			654,317	931,017	503,946			21,614	27,888	17,504
Other Articles								32,628	29,400	37,918
TOTAL								734,974	645,379	676,523
TURKEY, ASIATIC (RED SEA)*										
Imports therefrom:										
Salt - Tons			56,190	37,737	76,311			52,322	35,611	70,841
Other Articles								2,435	3,535	9,160
TOTAL								54,757	39,146	80,010
Exports of Foreign Merchandise										
								6,104	4,886	20,083
Exports of Indian Produce, &c.:										
Rice - Cwt.			329,127	607,768	605,590			119,407	272,958	205,580
Wheat Flour			26,669	15,130	187,029			12,362	7,212	107,068
Other Articles								20,149	29,415	150,365
TOTAL								152,008	300,585	559,013
TURKEY, ASIATIC (PERSIAN GULF)*										
Imports therefrom:										
Fruits and Vegetables (chiefly Dates)								206,210	160,442	224,357
Grain, Pulse, and Flour Cwt.			44,148	81,713	1,889			21,256	39,352	805
Horses - No.			1,460	632	1,322			29,230	13,076	28,140
Precious Stones and Pearls (unset)								33,610	44,210	1,333
Other Articles								26,151	35,789	27,627
TOTAL								326,457	292,869	282,262
Exports of Foreign Merchandise:										
Cotton Manufactures (including Twist and Yarn) - Tons								26,156	18,134	22,076
Metals			602	681	499			21,576	19,476	26,147
Other Articles								72,176	97,786	81,146
TOTAL								119,910	135,396	129,369

* Included in "Turkey, Asiatic (Total)" prior to 1911-12.

Trade with Principal Countries, distinguishing Principal Articles; Quantities and Values—concluded.

ARTICLES.	QUANTITIES.					VALUE.				
	1909-10.	1910-11.	1911-12.	1912-13.	1913-14.	1909-10.	1910-11.	1911-12.	1912-13.	1913-14.
TURKEY, ASIATIC (PERSIAN GULF)*—cont.						£	£	£	£	£
Exports of Indian Produce, &c.:										
Coffee - Cwt.	—	—	10,917	6,505	4,482	—	—	39,558	24,496	17,287
Cotton Manufactures:										
Twist and Yarn - Lb.	—	—	2,810,933	1,870,600	2,085,600	—	—	94,849	61,647	66,909
Other Sorts - Lb.	—	—	—	—	—	—	—	90,955	91,809	131,472
Dyeing and Tanning Substances - Cwt.	—	—	9,495	8,555	10,246	—	—	23,359	24,301	22,802
Jute, Gunny Bags - No.	—	—	1,868,521	1,530,159	1,227,475	—	—	37,941	35,072	29,614
Rice - Cwt.	—	—	191,091	103,442	225,045	—	—	70,373	47,206	101,157
Spices - Lb.	—	—	746,368	1,338,968	1,064,199	—	—	16,455	30,950	23,919
Tea, Black - "	—	—	2,258,359	3,112,250	1,967,401	—	—	75,131	99,816	78,298
Other Articles - "	—	—	—	—	—	—	—	90,824	85,388	82,655
TOTAL	—	—	—	—	—	—	—	544,945	500,685	549,113
TURKEY, ASIATIC (TOTAL).										
Imports therefrom:										
Animals, Living - No.	891	2,562	1,469	683	1,343	19,047	50,087	29,288	13,096	28,437
Fruits and Vegetables (chiefly Dates) - "	—	—	—	—	—	241,013	224,570	217,390	185,190	240,780
Grain, Pulse, and Flour Cwt.	14,625	8,954	44,150	81,713	1,919	5,954	3,591	21,257	39,352	822
Precious Stones and Pearls (unset) - "	—	—	—	—	—	18,420	42,020	34,363	45,036	1,860
Salt - Tons	53,896	53,373	66,571	37,787	76,311	51,834	48,436	61,742	35,611	70,841
Other Articles - "	—	—	—	—	—	38,472	51,630	49,030	56,471	36,420
TOTAL	—	—	—	—	—	374,740	420,334	413,070	374,756	379,160
Exports of Foreign Merchandise:										
Cotton Manufactures, including Twist and Yarn - Lb.	—	—	—	—	—	58,119	30,876	27,203	18,280	39,744
Metals - Tons	717	956	602	688	653	21,445	35,088	21,578	19,491	30,927
Sugar - Cwt.	33,106	22,570	17,276	29,793	16,421	22,000	15,480	12,046	21,968	12,970
Other Articles - "	—	—	—	—	—	54,760	63,684	68,031	81,449	89,190
TOTAL	—	—	—	—	—	156,344	144,926	128,863	141,188	172,831
Exports of Indian Produce, &c.:										
Cotton Manufactures:										
Twist and Yarn - Lb.	10,411,028	9,892,676	7,600,163	6,439,564	7,259,862	298,654	311,017	251,730	206,831	237,914
Other Sorts - Lb.	—	—	—	—	—	130,177	220,918	93,020	92,992	139,963
Hides, Raw - Cwt.	25,823	33,371	31,132	16,088	30,170	59,427	80,976	79,067	35,868	76,894
Indigo - Cwt.	4,790	2,740	2,666	2,731	2,800	68,055	40,188	39,267	35,213	36,948
Jute, Gunny Bags - No.	5,258,012	6,591,643	4,086,121	4,069,594	4,556,125	90,894	125,805	87,320	101,618	116,879
Rice - Cwt.	656,774	658,780	1,583,133	1,591,298	1,621,150	270,125	223,785	572,252	647,812	665,869
Spices - Lb.	1,641,881	1,270,358	753,106	1,367,599	2,135,459	29,291	27,640	16,575	31,663	45,077
Tea, Black - "	2,606,552	3,638,060	3,124,300	4,396,075	2,829,625	80,278	114,681	103,455	138,285	101,980
Other Articles - "	—	—	—	—	—	264,052	145,117	189,241	165,387	363,105
TOTAL	—	—	—	—	—	1,290,953	1,290,122	1,431,927	1,455,649	1,784,649
AUSTRALIA.										
Imports therefrom:										
Coal - Tons	27,189	44,505	35,718	95,596	47,329	27,843	44,798	39,046	100,622	50,653
Horses - No.	6,181	8,200	7,417	5,502	6,140	181,758	280,288	221,251	157,278	159,350
Railway Materials - "	—	—	—	—	—	294,046	236,434	280,764	218,476	184,820
Wood, Unmanufactured - Lb.	453,554	700,318	445,772	459,850	522,859	42,142	64,977	60,351	34,195	56,129
Other Articles - "	—	—	—	—	—	22,196	32,766	17,988	23,247	27,625
TOTAL	—	—	—	—	—	637,519	756,608	730,713	636,202	611,023
Exports of Foreign Merchandise:										
Miscellaneous Articles - "	—	—	—	—	—	3,095	2,241	5,514	3,108	3,636
Exports of Indian Produce, &c.:										
Coal - Tons	121,096	0	0	0	0	64,886	0	0	0	0
Coffee - Cwt.	9,971	10,562	8,398	12,913	6,684	33,215	36,989	31,586	50,503	26,068
Hides and Skins, Raw - "	5,878	9,400	5,757	4,495	1,964	33,644	48,649	29,452	24,216	12,366
Jute Manufactures:										
Gunny Bags - No.	56,701,206	68,825,585	42,698,765	38,125,390	64,869,311	1,058,346	1,251,545	901,789	927,412	1,669,486
Gunny Cloth - Yds.	16,049,231	22,522,678	19,543,430	20,619,299	25,752,480	133,189	178,098	172,946	221,754	316,266
Oils, Vegetable (chiefly Castor) - Gals.	362,138	500,716	638,250	318,266	380,796	29,637	47,880	62,675	29,211	33,355
Paraffin Wax - Cwt.	22,097	33,174	30,497	21,758	34,594	34,065	50,295	46,264	22,801	52,472
Rice - Lb.	292,908	417,999	484,281	669,918	414,254	72,613	117,126	155,741	228,055	124,167
Tea - Lb.	8,159,824	8,782,120	9,581,674	8,969,397	9,395,399	229,093	200,233	286,585	268,534	315,892
Other Articles - "	—	—	—	—	—	98,847	127,078	165,596	172,356	178,421
TOTAL	—	—	—	—	—	1,792,535	2,117,893	1,851,634	1,954,842	2,728,533
NEW ZEALAND.										
Imports therefrom:										
Miscellaneous Articles - "	—	—	—	—	—	3,745	3,736	560	284	198
Exports of Foreign Merchandise:										
Miscellaneous Articles - "	—	—	—	—	—	585	193	356	698	506
Exports of Indian Produce, &c.:										
Jute Manufactures - Tons	9,835	7,310	4,002	3,766	2,055	253,382	204,587	206,119	284,570	278,777
Manures - Tons	—	—	—	—	—	46,390	34,127	20,201	19,654	12,010
Oils, Vegetable (chiefly Castor and Linseed) - Gals.	160,788	151,994	196,743	162,736	174,969	15,478	16,565	21,060	18,718	19,075
Tea - Lb.	446,014	564,840	442,258	426,423	309,353	13,929	18,141	14,629	12,929	10,307
Other Articles - "	—	—	—	—	—	25,862	22,651	32,893	34,349	57,353
TOTAL	—	—	—	—	—	355,061	296,071	294,922	370,220	372,552
FIJI ISLANDS.										
Exports of Indian Produce, &c.:										
Jute, Gunny Bags - No.	344,500	922,950	704,290	687,400	413,150	6,466	16,374	14,386	19,001	11,243
Rice - Cwt.	4,846	10,816	07,573	22,860	8,058	1,815	3,955	25,112	9,898	3,731
Other Articles - "	—	—	—	—	—	13,218	16,702	28,285	28,213	22,660
TOTAL	—	—	—	—	—	21,499	37,031	67,783	57,112	37,634

* Included in "Turkey, Asiatic (Total)" prior to 1911-12.

IMPORTS OF TREASURE FROM DIFFERENT COUNTRIES.

COUNTRIES.	1909-10.	1910-11.	1911-12.	1912-13.	1913-14.
GOLD:					
UNITED KINGDOM	£ 7,642,434	£ 10,734,157	£ 11,638,870	£ 9,950,196	£ 11,085,013
BRITISH POSSESSIONS:					
Malta and Gozo	0	19,000	19,395	15,290	7,900
Aden	173,970	193,187	447,214	238,914	347,842
Bahrein Islands	7,000	0	0	0	0
Ceylon	20	0	0	8,608	3,494
China, Hong-Kong	51,548	66,978	75,069	75,002	18
Straits Settlements	580,899	409,809	157,958	102,582	108,892
Cape Colony	140,808	85,229	267,850	837,153	695,560
East Africa Protectorate (including Zanzibar and Pemba)	15,000	10,000	0	0	0
Natal	677	0	13,000	0	0
Australia	46,835	365	69,154	58,649	11,547
Other Countries	1,948,430	1,899,581	8,343,463	7,176,352	1,125,989
	0	28	7	0	550
	2,958,187	2,684,177	9,393,110	8,562,545	2,301,792
	7,000	0	0	0	0
FOREIGN COUNTRIES:					
Austria-Hungary	24,263	59,913	7,304	192,347	39,101
France	1,017,261	317,475	669,615	79,371	18,843
Turkey, European	2,318	0	6,033	4,345	1,964
United States	0	0	0	0	5,000
China, Treaty Ports	0	0	142,024	319,746	391,118
Muscat Territory and Trucial Oman	4,754	1,026	805	1,942	6,695
Other States in Arabia	20	0	0	1,147	1,132
Persia	1,526	250	4,449	179	5,328
Turkey, Asiatic	2,000	0	0	0	0
Egypt	336,167	362,654	338,968	450,817	507,475
Portuguese East Africa	4,690,714	4,433,484	5,456,255	7,963,666	4,451,516
Other Countries	704	1,870	1,680	476	0
	0	3	2,791	413	2,628
	6,077,727	5,176,675	6,630,424	9,014,449	5,430,800
	2,000	0	0	0	0
TOTAL VALUE	16,678,348	18,595,009	27,662,404	27,527,190	18,817,605
	9,000	0	0	0	0
QUANTITY - Oz.	4,095,042	4,527,061	6,871,312	6,813,489	4,593,163
SILVER:					
UNITED KINGDOM	6,632,770	5,970,070	6,961,591	5,197,137	4,247,481
	0	39	27	5,411,248	3,816,138
BRITISH POSSESSIONS:					
Aden	18,963	6,803	179	1,395	18,995
Bahrein Islands	1,849	1,691	664	527	2,143
Ceylon	11,309	13,333	35,065	127,934	111,298
China, Hong-Kong	108,743	128,371	5,729	1,508	14,611
Straits Settlements	0	0	0	0	9,310
East Africa Protectorate (including Zanzibar and Pemba)	174,741	333,280	87,741	102,040	16,303
Mauritius and Dependencies (including Seychelles)	247,656	33,413	6,286	2,202	4,239
Australia	42,542	13,333	334	10,541	486
New Zealand	384	0	0	0	62,000
	336,905	470,868	597,113	521,972	606,967
	0	0	0	0	2,238
	5,864	53,850	17,565	0	1
	947,107	1,053,251	750,012	767,592	834,950
	1,849	1,691	664	300,527	13,691
FOREIGN COUNTRIES:					
France	60,557	0	0	0	0
China, Treaty Ports	435,881	648,379	46,050	219,261	173,931
Japan	0	0	0	1,357,391	676,722
Muscat Territory and Trucial Oman	0	1,000	0	0	3
Other States in Arabia	32,187	29,532	49,341	57,712	71,874
Persia	0	0	4,990	0	0
Siam	387	0	343	59	26,780
Turkey, Asiatic	34,033	48,981	43,975	85,470	95,659
	54,084	44,123	26,822	20,000	38,952
	3,408	1,623	14,713	4,866	1,454
	98,129	74,313	64,587	122,268	130,650

Imports of Treasure from Different Countries—concluded.

COUNTRIES.	1909-10.	1910-11.	1911-12.	1912-13.	1913-14.
SILVER—continued.					
FOREIGN COUNTRIES—continued.	£	£	£	£	£
Egypt	475	676	1,287	300	1,172
United States	26,888	21,801	15,333	149,835	12,001
Other Countries	551	88	93	292	703
	692,491	826,393	240,722	640,083	513,594
{ Private	54,084	44,123	31,812	1,377,391	716,307
{ Government					
TOTAL VALUE { Private	8,272,368	7,849,714	7,952,325	6,604,812	5,596,025
{ Government	55,933	45,853	32,503	7,089,166	4,546,136
QUANTITY - Oz.	75,501,745	69,272,319	70,378,747	107,190,427	79,834,999
TOTAL GOLD AND SILVER:					
UNITED KINGDOM { Private	14,275,204	16,704,227	18,600,461	15,147,332	15,332,494
{ Government	0	39	27	5,411,248	3,816,138
BRITISH POSSESSIONS:					
Malta and Gozo	0	19,000	19,395	15,290	7,900
Aden	192,933	199,990	447,393	290,309	366,837
	8,849	1,691	664	527	2,143
Bahrein Islands	11,329	13,333	35,065	136,537	114,792
Ceylon	160,291	195,350	80,798	76,510	14,629
	0	0	0	0	9,310
China, Hong Kong	755,641	743,090	245,699	204,622	125,195
	0	0	0	300,000	0
Straits Settlements	388,464	118,642	274,136	839,355	699,849
Cape Colony	15,000	10,000	0	0	0
East African Protectorate (including Zanzibar and Pemba)	43,219	13,333	13,334	10,541	486
Mauritius and Dependencies (including Seychelles)	384	28	0	0	62,000
Natal	46,835	365	69,155	58,649	11,548
Australia	2,285,334	2,370,448	8,940,576	7,698,923	1,732,956
	0	0	0	0	2,238
New Zealand	5,864	53,850	17,565	0	0
Other Countries	0	0	7	0	550
	3,905,294	3,737,422	10,143,123	9,330,136	3,136,742
{ Private	8,849	1,691	664	300,527	13,691
{ Government					
FOREIGN COUNTRIES:					
Austria-Hungary	24,385	60,000	7,877	192,393	39,169
France	1,077,817	317,475	669,615	79,372	18,843
Turkey, European	2,325	0	6,052	4,356	1,964
China, Treaty Ports	435,881	648,379	188,075	539,007	565,049
	0	0	0	1,357,391	676,722
Japan	0	1,004	7	2	2,630
Muscat Territory and Trucial Oman	36,941	30,557	50,146	59,654	78,569
	0	0	4,990	0	0
Other States in Arabia	407	0	343	1,206	27,912
Persia	35,559	49,231	53,424	85,649	100,987
	56,084	44,123	26,322	20,000	38,952
Siam	3,408	1,623	14,713	4,837	1,454
Turkey, Asiatic	434,296	436,966	403,555	573,085	638,125
Egypt	4,691,189	4,434,160	5,457,542	7,963,965	4,452,688
Portuguese East Africa	740	1,871	1,680	476	1
United States	26,883	21,801	15,333	149,835	17,001
Other Countries	387	0	2,783	647	635
	6,770,218	6,003,067	6,871,145	9,654,534	5,944,394
{ Private	56,084	44,123	31,812	1,377,391	716,307
{ Government					
GRAND TOTAL { Private	24,950,716	26,444,723	35,614,729	34,132,002	24,413,630
{ Government	64,933	45,853	32,503	7,089,166	4,546,136

No. 18.

DESCRIPTION OF TREASURE IMPORTED.

	1909-10.	1910-11.	1911-12.	1912-13.	1913-14.
GOLD:	£	£	£	£	£
Bullion	7,285,323	9,817,801	8,965,867	9,548,545	10,155,946
Coin: British	9,240,964	8,540,318	18,342,266	17,795,205	8,501,307
Other	161,061	236,890	354,271	183,440	160,352
SILVER:					
Bullion	7,775,410	7,595,977	7,717,282	12,174,944	9,565,734
Coin: Government of India Rupees	296,351	282,911	260,859	442,845	571,454
Other Coin	256,540	16,679	6,687	1,076,189	4,973

EXPORTS OF TREASURE TO DIFFERENT COUNTRIES.

COUNTRIES.		1909-10.	1910-11.	1911-12.	1912-13.	1913-14.
GOLD:						
		£	£	£	£	£
UNITED KINGDOM -	{ Private -	2,190,128	2,205,058	2,250,242	2,264,037	2,299,218
	{ Government -	0	0	0	2,382,613	0
BRITISH POSSESSIONS:						
Aden		0	0	0	6,000	0
Bahrein Islands		11,827	14,321	59,314	97,301	191,813
Ceylon		96	129	72,788	12,284	100,345
China, Hong-Kong		2,166	499	529	1,057	507
Straits Settlements		619	366,411	2,529	17,184	591,093
Mauritius and Dependencies (including Seychelles)		0	1,100	635	51	78
Other Countries		20	4	0	1	5
East African Protectorate (including Zanzibar and Pemba)		0	0	0	0	3,000
		14,728	382,464	135,795	133,878	886,841
FOREIGN COUNTRIES:						
Turkey, European		0	0	2,760	0	0
Java		0	9,000	0	0	0
Muscat Territory and Trucial Oman		997	4,101	10,729	17,531	42,967
Other States in Arabia		0	0	0	0	14,090
Persia	{ Private -	16,593	265	22,372	4,750	21,187
	{ Government -	2,000	0	5,000	2,250	0
Turkey, Asiatic		9,813	3,184	62,253	54,623	3,707
Other Countries		82	168	69	33	395
		27,485	21,718	98,183	76,937	82,346
		2,000	0	5,000	2,250	0
TOTAL VALUE { Private -		2,232,341	2,609,240	2,484,220	2,474,852	3,268,405
		2,000	0	5,000	2,384,863	0
" QUANTITY - - Oz.		*589,906	683,638	647,286	1,251,418	843,726
SILVER:						
UNITED KINGDOM	{ Private -	3,207	3,318	3,298	3,094	3,059
	{ Government -	0	0	0	0	19
BRITISH POSSESSIONS:						
Aden	{ Private -	5,000	333	0	0	0
	{ Government -	800	2,933	0	2,534	0
Bahrein Islands		290,793	308,491	316,291	456,634	234,795
Ceylon	{ Private -	507,030	474,933	216,787	238,155	546,859
	{ Government -	0	0	0	0	20,000
China, Hong-Kong		518,041	485,815	3,333,552	967,123	142,807
Federated Malay States		0	0	2,333	4,333	2,333
Straits Settlements		144,747	171,794	58,425	75,058	65,813
East African Protectorate (including Zanzibar and Pemba)		90,427	175,333	173,400	170,400	230,333
Mauritius and Dependencies (including Seychelles)		81,597	130,007	3,273	2,126	2,969
Other Countries		48	615	109	21	41
		1,637,683	1,747,321	4,104,170	1,913,850	1,225,950
		800	2,933	0	2,534	20,000
FOREIGN COUNTRIES:						
China, Treaty Ports		70,496	0	0	413	0
Muscat Territory and Trucial Oman		178,258	228,872	190,737	176,305	124,411
Other States in Arabia		19,267	0	0	0	0
Persia	{ Private -	100,826	106,390	85,780	51,647	17,517
	{ Government -	867	2,863	3,045	2,993	287
Siam		7,637	48,240	20,417	35,156	61,784
Turkey, Asiatic	{ Private -	12,450	1,914	18,553	41,653	67
	{ Government -	140	160	146	261	227
Other Countries		56	32	571	223	197
		388,990	385,448	316,058	305,397	203,976
		1,007	3,023	3,191	3,254	514
TOTAL VALUE { Private -		2,029,880	2,136,087	4,423,526	2,222,341	1,432,985
		1,807	5,956	3,191	5,788	20,533
" QUANTITY - - Oz.		*14,486,993	14,396,030	38,149,647	16,112,785	8,727,648

* Figures defective, the weight of certain postal parcels not being declared by Post Office.

No. 19—concluded.

Exports of Treasure to Different Countries—concluded.

COUNTRIES.	1909-10.	1910-11.	1911-12.	1912-13.	1913-14.
TOTAL GOLD AND SILVER:	£	£	£	£	£
UNITED KINGDOM - { Private - Government -	2,193,335 0	2,208,376 0	2,258,540 0	2,267,131 2,382,613	2,302,277 19
BRITISH POSSESSIONS:					
Aden - { Private - Government -	5,000 800	333 2,933	0 0	6,000 2,534	0 0
Bahrein Islands -	302,619	322,811	375,605	553,936	426,608
Ceylon - { Private - Government -	507,127 0	475,062 0	289,575 0	250,439 0	647,204 20,000
China, Hong-Kong	520,207	486,314	3,334,081	968,180	143,314
Federated Malay States -	0	0	2,333	4,333	2,333
Straits Settlements -	145,366	538,205	60,954	92,241	656,906
East Africa Protectorate (including Zanzibar and Pemba) -	90,427	175,333	173,400	170,400	233,333
Mauritius and Dependencies (including Seychelles) -	81,597	131,107	3,908	2,176	3,047
Other Possessions -	68	620	109	22	46
{ Private - Government -	1,652,411 800	2,129,785 2,933	4,239,965 0	2,047,727 2,534	2,112,791 20,000
FOREIGN COUNTRIES:					
Turkey, European -	0	0	2,760	0	0
China, Treaty Ports -	70,496	0	0	413	0
Java -	0	9,000	0	0	0
Muscat Territory and Trucial Oman	179,256	232,974	201,466	193,836	167,378
Other States in Arabia -	19,267	0	0	0	14,090
Persia - { Private - Government -	117,419 2,867	106,654 2,863	108,152 8,045	56,397 5,243	38,704 287
Siam -	7,675	48,898	20,466	35,185	61,785
Turkey, Asiatic - { Private - Government -	22,263 140	10,098 160	80,806 146	96,277 261	3,774 227
Other Countries -	99	42	591	227	591
{ Private - Government -	416,475 3,007	407,166 3,023	414,241 8,191	382,335 5,504	286,322 514
GRAND TOTAL { Private - Government -	4,262,221 3,807	4,745,327 5,956	6,907,746 8,191	4,697,193 2,390,651	4,701,390 20,533

No. 20.

DESCRIPTION of TREASURE EXPORTED.

	1909-10.	1910-11.	1911-12.	1912-13.	1913-14.
GOLD:	£	£	£	£	£
Bullion -	2,192,229	2,206,979	2,253,158	2,267,764	2,302,010
Coin:					
British -	27,927	378,048	113,880	2,559,309	941,718
Other -	14,185	24,213	122,182	32,642	24,677
SILVER:					
Bullion -	84,781	25,695	11,262	9,256	8,545
Government of India Rupees -	1,225,714	1,432,731	1,017,526	1,243,796	1,277,862
British Dollars -	517,224	485,711	3,333,448	836,048	142,623
Other Coin -	203,968	197,906	64,481	139,028	24,488

No. 21.

DISTRIBUTION of IMPORT and EXPORT TRADE in PRIVATE MERCHANDISE according to PRESIDENCY
or PROVINCE, distinguishing the PRINCIPAL PORTS.

COUNTRIES.	Imports.					Exports (Including Re-exports).				
	1909-10.	1910-11.	1911-12.	1912-13.	1913-14.	1909-10.	1910-11.	1911-12.	1912-13.	1913-14.
	£	£	£	£	£	£	£	£	£	£
BENGAL:										
Calcutta - - - -	31,081,033	32,360,463	34,651,817	40,901,089	47,125,364	46,591,334	51,898,574	57,948,864	63,072,210	65,268,208
Chittagong - - - -	371,058	345,962	430,430	563,257	923,591	2,896,250	2,998,925	3,561,438	3,700,904	3,332,463
Other Ports - - - -	15,330	18,026	0	0	0	0	0	0	0	0
TOTAL FOR BENGAL	31,467,421	32,724,371	35,082,247	41,464,346	48,053,955	49,487,584	54,897,499	60,810,302	66,773,114	68,500,665
BIHAR AND ORISSA:										
All Ports - - - -	47	21	0	0	0	288,321	312,791	220,012	207,573	199,298
BOMBAY AND SIND:										
Bombay - - - - -	26,349,752	31,560,832	32,893,039	37,841,811	41,679,615	37,033,054	42,023,840	42,057,125	39,412,944	46,315,581
Karachi - - - - -	6,643,584	7,682,667	8,816,446	10,076,247	10,851,449	14,725,147	14,737,705	16,470,472	21,880,715	17,000,857
Other Ports - - - -	12,245	8,774	8,056	10,260	9,637	2,278	2,515	3,407	2,369	1,472
TOTAL FOR BOMBAY AND SIND	33,010,581	39,252,278	41,717,541	47,928,318	52,540,701	51,760,479	56,764,069	58,531,004	61,296,028	64,007,910
MADRAS:										
Madras - - - - -	4,953,692	5,696,958	6,241,353	6,883,389	8,903,661	4,209,354	4,446,546	4,656,843	4,977,040	5,010,471
Calicut* - - - - -	81,356	136,908	146,233	189,649	279,277	602,360	638,792	720,856	750,272	810,302
Cocanada - - - - -	119,698	87,954	96,892	96,128	98,467	972,956	965,230	1,306,508	1,329,825	1,218,426
Cochin - - - - -	173,383	201,156	178,999	186,759	281,326	1,235,277	1,347,766	1,702,509	1,686,550	2,001,038
Cuddalore - - - - -	45,319	46,965	51,854	56,401	104,668	548,256	578,716	655,688	979,063	657,005
Mangalore - - - - -	27,232	29,023	33,233	41,689	40,920	413,900	508,256	503,234	501,024	596,128
Negapatam - - - - -	179,893	175,904	206,503	252,630	256,526	609,412	726,908	714,653	805,958	889,552
Porto Novo - - - - -	4,560	3,606	2,784	3,043	3,456	348,919	347,189	408,438	328,186	312,282
Tellicherry - - - - -	15,424	15,276	31,808	21,081	30,323	417,405	523,840	558,062	607,477	625,114
Tuticorin - - - - -	552,236	625,879	718,807	806,997	819,185	2,951,348	3,315,363	3,484,218	3,700,870	3,825,078
Other Ports - - - - -	151,624	71,374	91,542	144,686	85,282	700,820	654,722	689,347	781,906	1,248,705
TOTAL FOR MADRAS	6,309,417	7,090,808	7,794,808	8,692,452	10,903,086	13,010,007	14,053,328	15,400,446	16,628,771	17,272,851
BURMA:										
Rangoon - - - - -	7,108,565	6,998,448	7,623,787	9,044,232	10,451,734	8,036,879	11,145,151	13,566,109	14,229,608	11,556,750
Akyab - - - - -	27,692	26,257	46,353	36,692	50,247	226,580	432,236	845,328	951,139	583,273
Bassein - - - - -	30	6	1,757	253	401	1,414,473	1,276,048	1,535,150	2,406,107	2,038,818
Moulmein - - - - -	92,486	110,161	82,006	113,820	114,069	907,048	916,342	806,822	1,313,386	1,487,080
Other Ports - - - - -	24,047	33,871	34,754	52,357	50,495	125,324	123,882	181,901	251,607	272,614
TOTAL FOR BURMA	7,252,820	7,168,543	7,788,659	9,247,354	10,667,546	10,710,304	13,893,659	16,935,309	19,153,847	15,938,530
GRAND TOTAL	78,040,286	86,236,011	92,383,255	107,332,470	122,165,288	125,256,695	139,921,346	151,897,163	164,059,333	165,919,218

* Includes Beypore from 1910-11.

GROSS AMOUNT of CUSTOMS DUTY collected on ARTICLES of MERCHANDISE; DRAWBACKS and REFUNDS; AMOUNTS collected at PRINCIPAL PORTS; and TOTAL VALUES of DUTIABLE and NON-DUTIABLE ARTICLES.

	1909-10.	1910-11.	1911-12.	1912-13.	1913-14.
SPECIAL IMPORT DUTIES:					
Arms, Ammunition, and Military Stores:	£	£	£	£	£
Firearms, and parts thereof	27,581	28,520	29,551	36,035	38,491
Gunpowder	1,212	1,082	1,126	1,157	816
Other sorts	3,345	3,732	3,831	4,811	4,953
	32,138	33,334	34,508	42,003	44,260
Liquors:					
Ale, Beer, Porter, Cider, &c.	36,367	53,324	53,312	59,052	58,176
Spirits	637,139	712,503	738,888	742,081	794,193
Wines	27,480	38,066	38,359	38,670	38,862
	700,986	803,893	830,559	839,803	891,231
Opium	239	506	429	463	453
Salt	944,472	859,937	942,504	874,470	957,375
Salted Fish	8,248	6,043	5,881	6,165	6,631
Silver Bullion or Coin	* 22,807	1,082,681	652,383	723,081	661,666
Tobacco	* 7,698	199,657	172,536	182,792	195,302
GENERAL IMPORT DUTIES:					
Cotton Goods	825,703	945,160	1,041,093	1,282,226	1,419,620
Petroleum	812,526	404,236	504,626	468,435	470,231
Silver Bullion or Coin	† 333,658	—	—	—	—
Sugar	378,483	419,282	348,932	488,783	615,540
Tobacco	† 27,219	—	—	—	—
Other Articles:					
Food and Drink	152,880	166,028	178,072	188,105	196,292
Chemicals, Dyeing and Tanning Materials, Drugs, Medicines, and Narcotics (other than Tobacco and Opium)	96,740	110,491	111,956	123,207	122,745
Metals, and Manufactures of (other than Silver Bullion or Coin)	305,556	353,569	341,677	355,085	488,616
Oils (other than Petroleum)	8,282	9,236	7,745	10,751	13,032
Articles Manufactured and Unmanufactured	717,503	856,618	922,002	1,037,194	1,114,456
TOTAL IMPORT DUTIES	4,875,138	6,250,671	6,094,903	6,622,563	7,197,450
EXPORT DUTIES:					
Rice, in the husk	18,251	12,538	19,636	17,604	12,954
„ not in the husk	679,200	859,308	888,493	965,763	845,351
Rice-flour	129	154	84	133	128
TOTAL EXPORT DUTIES	697,580	872,500	908,213	983,500	858,433
GRAND TOTAL OF CUSTOMS IMPORT AND EXPORT DUTIES	5,572,718	7,123,171	7,003,116	7,606,063	8,055,883
DRAWBACKS and REFUNDS	86,238	95,992	143,607	117,136	111,367
COLLECTED AT					
Calcutta	2,248,710	2,468,785	2,690,670	2,764,212	3,027,635
Bombay	1,457,573	2,385,067	1,949,872	2,287,020	2,351,984
Rangoon	844,844	1,044,985	1,070,138	1,153,616	1,145,151
Karachi	376,915	486,998	517,801	558,966	625,363
Madras	264,635	329,168	361,656	363,192	419,313
Other Ports	380,041	408,168	412,979	479,057	436,437
	5,572,718	7,123,171	7,003,116	7,606,063	8,055,883
TOTAL VALUE OF IMPORTS†:					
Free of Duty	12,678,016	11,199,091	12,940,125	16,094,463	19,022,305
Subject to Duty	65,362,270	75,036,920	79,443,130	91,238,007	103,142,983
TOTAL VALUE OF EXPORTS†:					
Free of Duty	110,834,269	121,590,509	128,511,167	139,193,908	145,061,977
Subject to Duty	12,163,336	15,490,137	19,367,896	21,705,381	17,739,022

* Duty realised from 25th February 1910 to 1st April 1910 at the new rates; see also Silver Bullion or Coin and Tobacco under "General Duties."
† Duty realised from 1st April 1909 to 25th February 1910.
‡ Excluding Treasure and Government Stores.

SHIPPING.*

No. 23.

VESSELS ENTERED and CLEARED, distinguishing STEAMERS and SAILING VESSELS,
with CARGOES and in BALLAST.

	1909-10.		1910-11.		1911-12.		1912-13.		1913-14.	
	No.	TONNAGE.	No.	TONNAGE.	No.	TONNAGE.	No.	TONNAGE.	No.	TONNAGE.
ENTERED.										
WITH CARGOES :										
Steam	2,203	5,469,139	2,186	5,608,924	2,321	5,944,606	2,335	6,206,570	2,461	6,725,603
Sailing	869	81,719	764	72,713	792	74,163	753	74,624	707	59,280
	3,072	5,550,858	2,950	5,681,637	3,113	6,018,769	3,088	6,281,194	3,168	6,784,883
IN BALLAST :										
Steam	708	1,698,790	765	1,869,630	921	2,301,772	946	2,415,936	733	1,806,776
Sailing	300	25,423	605	44,458	447	34,336	374	30,497	393	32,420
	1,008	1,724,213	1,370	1,914,088	1,368	2,336,108	1,320	2,446,433	1,126	1,839,196
TOTAL	4,080	7,275,071	4,320	7,595,725	4,481	8,354,877	4,408	8,727,627	4,294	8,624,079
CLEARED.										
WITH CARGOES :										
Steam	2,718	6,847,947	2,726	6,968,757	2,966	7,730,295	3,113	8,289,177	2,979	8,163,976
Sailing	951	91,787	1,145	104,520	1,129	98,315	992	92,811	1,033	88,211
	3,669	6,939,734	3,871	7,073,277	4,115	7,828,610	4,105	8,381,988	4,012	8,252,187
IN BALLAST :										
Steam	161	375,532	142	317,222	196	428,144	162	367,972	237	504,492
Sailing	132	6,754	228	7,477	76	4,804	74	6,804	74	5,650
	293	382,286	370	324,699	272	432,948	236	374,776	311	510,142
TOTAL	3,962	7,322,020	4,241	7,397,976	4,387	8,261,558	4,341	8,756,764	4,323	8,762,329

* Vessels bringing cargo from more than one foreign port are recorded as entering from the most distant port at which cargo for British India was embarked, and similarly vessels clearing are recorded as for the most distant port. Vessels in the foreign trade are recorded as entering on the voyage inwards at the first port where cargo is discharged, and as clearing on the voyage outwards at the last port at which cargo is laden. Entries and clearances at ports in British India, other than these, are dealt with as coasting trade.

VESSELS ENTERED and CLEARED, distinguishing NATIONALITIES.

NATIONALITIES.	1909-10.		1910-11.		1911-12.		1912-13.		1913-14.	
	No.	TONNAGE.	No.	TONNAGE.	No.	TONNAGE.	No.	TONNAGE.	No.	TONNAGE.
ENTERED.										
BRITISH -	2,395	5,693,703	2,417	5,916,437	2,532	6,370,217	2,554	6,521,527	2,444	6,198,848
BRITISH INDIAN	365	142,716	312	162,695	325	204,512	313	188,977	243	152,678
NATIVE -	780	62,731	1,049	70,564	946	72,591	823	65,076	853	63,062
FOREIGN:										
Austro-Hungarian	105	309,024	101	295,263	107	314,395	117	333,328	144	437,844
Danish -	5	10,753	3	7,387	7	15,041	3	9,889	2	4,859
Dutch -	39	88,034	28	63,604	40	104,865	61	144,968	66	170,569
French -	27	82,392	27	79,391	29	90,246	23	68,214	30	94,328
German -	228	589,597	224	655,186	242	725,745	264	807,010	288	923,507
Italian -	43	119,735	50	133,573	48	132,218	48	134,627	42	120,954
Norwegian -	47	58,887	52	65,495	65	90,600	66	103,841	43	67,847
Russian -	2	3,747	9	14,076	22	40,378	23	41,160	23	39,992
Swedish -	3	6,743	4	8,686	3	6,067	5	12,570	6	14,710
Japanese -	30	89,354	38	117,488	62	181,037	101	290,678	95	299,950
Others -	11	17,655	6	5,880	3	6,965	7	5,262	15	34,931
	540	1,375,921	542	1,446,029	628	1,707,557	718	1,952,047	754	2,209,491
TOTAL	4,080	7,275,071	4,320	7,595,725	4,481	8,354,877	4,408	8,727,627	4,294	8,624,079
CLEARED.										
BRITISH -	2,327	5,660,314	2,334	5,799,263	2,535	6,347,338	2,577	6,613,992	2,507	6,486,282
BRITISH INDIAN	408	200,952	325	187,788	322	208,836	296	174,286	260	145,216
NATIVE -	681	48,804	1,075	68,362	922	71,451	765	62,822	844	63,871
FOREIGN:										
Austro-Hungarian	115	340,534	107	316,258	106	317,124	128	357,303	141	422,256
Danish -	6	14,824	4	10,036	7	15,307	9	27,423	1	2,462
Dutch -	36	79,236	27	61,238	42	104,642	59	144,415	65	168,142
French -	29	91,034	29	86,582	29	90,026	24	71,818	30	94,430
German -	227	595,446	195	560,025	230	682,946	245	749,572	271	854,629
Italian -	38	103,901	34	91,669	35	94,992	42	117,957	31	82,667
Norwegian -	48	64,049	52	61,356	69	98,424	65	100,841	37	57,550
Russian -	3	6,624	9	14,077	23	41,899	24	42,289	21	36,566
Swedish -	2	4,505	4	9,465	3	6,098	6	14,115	7	16,843
Japanese -	33	95,460	39	120,624	59	173,553	97	273,091	96	302,001
Others -	9	16,337	7	10,733	5	8,922	4	6,840	12	29,414
	546	1,411,950	507	1,342,563	608	1,633,933	703	1,905,664	712	2,066,960
TOTAL	3,962	7,322,020	4,241	7,397,976	4,387	8,261,558	4,341	8,756,764	4,323	8,762,329

No. 25.

VESSELS ENTERED, distinguishing COUNTRIES.

COUNTRIES.	1909-10.		1910-11.		1911-12.		1912-13.		1913-14.	
	No.	TONNAGE.	No.	TONNAGE.	No.	TONNAGE.	No.	TONNAGE.	No.	TONNAGE.
ENTERED.										
UNITED KINGDOM	504	1,688,935	430	1,613,751	482	1,661,728	471	1,681,998	493	1,784,946
BRITISH POSSESSIONS:										
Aden	59	142,382	61	138,933	78	179,410	76	193,812	68	170,573
Bahrein Islands	5	8,077	6	8,748	9	7,660	4	337	9	1,980
Ceylon	1,373	1,329,955	1,664	1,452,342	1,526	1,350,984	1,409	1,419,796	1,395	1,374,190
China, Hong-Kong	54	123,582	71	181,353	85	217,681	57	160,952	37	109,439
Maldivo Islands	8	931	15	1,670	11	1,050	12	1,106	10	1,025
Straits Settlements	279	576,454	287	665,899	327	694,540	319	777,610	302	717,265
Cape Colony	22	53,324	32	80,645	19	47,770	10	24,728	11	31,655
East African Protectorate (including Zanzibar and Pemba)	63	66,764	40	66,923	51	78,794	54	92,161	43	58,738
Mauritius and Dependencies (including Seychelles)	50	128,462	57	156,773	53	152,350	46	141,562	45	133,803
Natal	87	188,444	163	377,295	197	466,077	89	217,098	100	231,478
Somaliland	4	342	0	0	0	0	0	0	0	0
Australia	52	146,898	62	179,596	68	194,625	73	226,243	73	232,243
New Zealand	3	11,052	0	0	0	0	0	0	0	0
Other Countries	7	16,218	6	11,021	6	12,961	11	24,611	5	11,263
	2,066	2,792,885	2,464	3,321,198	2,430	3,408,902	2,160	3,280,016	2,098	3,073,652
FOREIGN COUNTRIES:										
Austria-Hungary	83	239,177	68	200,247	79	233,482	93	262,002	101	317,740
Belgium	29	106,075	28	101,793	32	113,809	45	151,121	41	148,686
France	18	50,668	14	42,033	19	59,135	18	54,535	15	46,266
Germany	78	241,758	86	276,323	94	295,726	96	302,954	117	379,161
Italy	75	195,285	44	117,968	54	140,311	55	151,573	45	130,196
Russia	3	8,911	11	25,773	4	7,492	14	34,097	2	5,462
Spain	21	51,765	9	20,909	16	39,436	13	29,030	15	34,426
Arabia	196	34,070	169	27,060	158	27,986	169	21,581	169	25,338
Borneo	3	7,469	12	29,807	20	50,551	18	39,451	22	49,642
China, Treaty Ports	53	190,920	46	167,923	45	164,312	48	177,244	38	140,104
Japan	51	160,436	73	235,777	90	276,921	157	482,578	174	551,948
Java	72	235,760	89	293,761	120	390,612	112	372,650	138	449,384
Persia	74	50,006	53	27,239	36	21,165	48	20,920	40	27,234
Philippines	2	6,219	7	12,023	8	23,011	5	16,731	6	20,046
Siam	40	27,576	41	32,399	41	34,200	32	23,724	23	15,933
Sumatra	33	71,526	31	74,120	32	83,405	33	78,932	30	74,894
Turkey, Asiatic	357	312,895	330	289,154	343	306,046	340	297,514	355	356,614
Italian East Africa (Eritrea and Somaliland)	8	8,909	9	11,315	6	13,252	8	11,014	14	22,267
Egypt	186	458,765	69	162,023	171	429,732	289	739,323	172	434,602
Madagascar	7	12,108	6	5,263	5	5,454	9	6,468	10	5,173
Portuguese East Africa	43	96,701	69	185,239	52	134,424	64	166,259	80	214,489
French Somaliland	0	0	2	4,791	4	11,375	5	13,787	3	7,241
America, South	8	18,980	38	101,267	27	71,948	2	6,647	1	2,153
United States	40	132,653	45	148,981	74	251,031	61	202,234	60	199,381
Islands in the Pacific	10	29,727	11	32,656	13	40,488	10	29,017	12	38,650
Other Countries	20	44,892	16	34,917	26	63,943	33	74,213	25	68,451
	1,510	2,793,251	1,376	2,660,776	1,569	3,289,247	1,777	3,765,613	1,703	3,765,481
TOTAL	4,080	7,275,071	4,320	7,595,725	4,481	8,354,877	4,408	8,727,627	4,294	8,624,079

No. 26.

VESSELS CLEARED, distinguishing COUNTRIES.

COUNTRIES.	1909-10.		1910-11.		1911-12.		1912-13.		1913-14.	
	No.	TONNAGE.	No.	TONNAGE.	No.	TONNAGE.	No.	TONNAGE.	No.	TONNAGE.
CLEARED.										
UNITED KINGDOM }	442	1,446,408	446	1,490,037	447	1,561,944	439	1,519,526	549	1,879,083
BRITISH POSSESSIONS:—										
Aden - - - - -	43	104,182	39	98,385	49	112,199	46	105,162	53	125,808
Bahrein Islands - -	16	4,540	23	1,965	19	3,061	36	13,789	30	10,863
Ceylon - - - - -	1,467	1,391,675	1,656	1,332,612	1,478	1,268,964	1,365	1,358,646	1,387	1,270,459
China, Hong-Kong -	48	100,850	46	97,466	43	92,969	14	31,070	1	952
Maldivé Islands - -	15	1,588	22	1,906	14	1,435	7	2,555	12	1,267
Straits Settlements -	271	577,948	256	572,925	282	618,626	253	636,258	289	720,990
Cape Colony - - -	2	4,611	1	2,045	2	3,369	6	13,536	3	8,065
East African Protectorate (including Zanzibar and Pemba)	38	56,384	37	42,434	48	74,436	32	16,767	28	34,591
Mauritius and Dependencies (including Seychelles) - - -	24	63,934	35	100,521	31	91,964	30	87,368	28	84,000
Natal - - - - -	18	25,399	10	14,392	23	43,190	35	72,768	44	93,916
West Indies - - -	1	2,153	5	10,733	3	6,478	2	4,263	2	4,263
Australia - - - -	41	112,352	24	67,822	30	97,676	-24	76,125	34	100,370
New Zealand - - -	0	0	3	12,072	1	3,684	3	9,840	8	26,114
Fiji Islands - - -	*	*	*	*	10	21,601	10	21,478	7	15,427
Other Possessions -	13	20,885	2	4,784	6	7,249	1	3,107	9	23,336
	1,997	2,466,501	2,159	2,360,062	2,039	2,446,901	1,864	2,452,732	1,935	2,520,421
FOREIGN COUNTRIES:—										
Austria-Hungary -	88	240,230	80	218,605	89	243,616	103	274,231	108	315,517
Belgium - - - - -	102	317,976	98	293,110	136	400,699	139	429,623	135	416,372
France - - - - -	124	329,675	147	401,283	150	420,565	154	460,471	195	577,150
Germany - - - - -	161	460,301	147	439,461	173	512,362	175	534,924	164	498,483
Holland - - - - -	52	153,402	26	74,530	49	135,993	62	178,639	66	208,513
Italy - - - - -	29	78,968	24	61,165	24	60,878	34	95,963	35	92,745
Roumania - - - -	3	6,401	2	4,684	6	13,562	5	12,018	7	16,346
Russia - - - - -	3	6,035	11	18,348	14	20,457	14	21,713	17	26,751
Spain - - - - -	0	0	0	0	3	7,577	2	4,734	3	6,954
Arabia - - - - -	124	17,450	118	14,064	119	15,632	105	14,619	169	26,987
China, Treaty Ports	47	170,450	48	175,740	53	198,184	50	189,040	54	197,934
Japan - - - - -	88	273,939	89	282,187	126	369,743	195	575,173	194	581,535
Java - - - - -	57	182,984	74	247,935	78	241,118	62	206,480	65	223,360
Persia - - - - -	77	64,778	30	5,354	42	27,946	25	5,972	59	42,359
Philippines - - -	2	4,993	3	5,266	8	9,677	9	12,897	1	2,932
Siam - - - - -	31	23,216	39	24,384	31	23,694	27	19,766	22	23,796
Sumatra - - - - -	44	111,625	53	136,415	46	120,302	42	90,884	25	53,344
Turkey, Asiatic -	152	153,016	244	229,370	261	244,803	271	265,407	217	270,323
German East Africa	2	4,212	21	26,538	0	0	7	7,883	3	589
Italian East Africa (Eritrea and Somaliland) - - - - -	16	2,050	20	1,911	18	1,392	17	1,920	15	7,475
Egypt - - - - -	169	420,661	193	474,192	289	720,112	333	872,880	79	235,255
Madagascar - - -	9	4,976	25	33,106	28	34,552	29	43,511	29	41,525
Portuguese East Africa - - - -	17	15,427	15	5,173	13	5,610	18	6,625	16	1,173
Réunion - - - - -	0	0	5	8,190	7	15,206	6	4,748	2	2,473
America, South - -	20	53,891	18	45,856	13	35,193	18	53,544	24	68,116
United States - - -	82	245,486	82	256,271	100	294,997	108	334,664	102	339,809
Islands in the Pacific	13	40,492	11	32,925	13	39,584	10	30,687	14	41,975
Other Countries - -	11	26,477	13	31,814	17	39,259	23	35,490	19	43,034
	1,523	3,409,111	1,636	3,547,877	1,901	4,252,713	2,038	4,784,506	1,839	4,362,825
TOTAL - - - - -	3,962	7,322,020	4,241	7,397,976	4,387	8,261,558	4,341	8,756,764	4,323	8,762,329

* Formerly included with Australia.

No. 27.

VESSELS BUILT at INDIAN PORTS.

	1909-10.		1910-11.		1911-12.		1912-13.		1913-14.	
	No.	TONNAGE.	No.	TONNAGE.	No.	TONNAGE.	No.	TONNAGE.	No.	TONNAGE.
BENGAL:										
Calcutta: Steam	0	0	1	163	0	0	0	0	5	349
BOMBAY AND SIND:										
Bombay: Steam	0	0	2	96	2	38	5	88	2	152
Sailing	19	1,412	15	1,162	18	851	28	2,256	17	1,199
Karachi: Steam	1	13	0	0	0	0	1	12	0	0
Sailing	6	574	7	440	5	210	3	37	6	277
Other Ports: Sailing	56	2,110	40	1,505	50	1,015	73	1,782	81	2,038
MADRAS:										
Various Ports: Steam	0	0	1	35	0	0	0	0	0	0
Sailing	22	987	30	1,026	27	1,266	25	840	25	1,126
BURMA:										
Various Ports: Steam	0	0	1	248	8	1,060	0	0	1	39
Sailing	4	145	1	16	2	42	1	17	4	131
TOTAL	108	5,241	98	4,691	112	4,482	136	5,032	141	5,311

No. 28.

VESSELS FIRST REGISTERED at INDIAN PORTS.

	1909-10.		1910-11.		1911-12.		1912-13.		1913-14.	
	No.	TONNAGE.	No.	TONNAGE.	No.	TONNAGE.	No.	TONNAGE.	No.	TONNAGE.
Under the English Merchant Shipping Act:										
Bengal: Steam	2	65	1	163	0	0	0	0	5	349
Bombay: Steam	3	888	4	4,473	12	12,533	0	0	7	14,307
Sailing	0	0	0	0	1	13	0	0	0	0
Burma: Steam	7	8,096	3	512	11	3,827	1	1,999	2	378
	12	9,049	8	5,148	24	16,373	1	1,999	14	15,034
Under the Indian Merchant Shipping Acts:										
Bengal: Sailing	1	80	0	0	0	0	0	0	0	0
Bombay and Sind: Steam	1	13	2	96	2	38	7	129	2	152
Sailing	140	5,887	78	3,318	105	3,412	143	5,363	167	5,840
Madras: Steam	0	0	1	35	0	0	0	0	0	0
Sailing	24	945	29	992	27	1,266	25	840	25	1,126
Burma: Steam	0	0	3	512	1	128	0	0	0	0
Sailing	4	145	3	292	2	42	1	17	4	131
	170	7,070	116	5,245	137	4,886	176	6,349	198	7,249
TOTAL	182	16,119	124	10,393	161	21,259	177	8,348	212	22,283

VALUE of REGISTERED IMPORTS into and EXPORTS from BRITISH INDIA, by LAND, distinguishing COUNTRIES, &c.

COUNTRIES.	IMPORTS.					EXPORTS.				
	1909-10.	1910-11.	1911-12.	1912-13.	1913-14.	1909-10.	1910-11.	1911-12.	1912-13.	1913-14.
Lus Bela - Merchandise	£ 41,159	£ 51,504	£ 45,628	£ 49,440	£ 63,082	£ 18,267	£ 16,808	£ 11,920	£ 17,863	£ 16,886
Khelat - { Merchandise	30,454	43,714	33,058	24,149	30,498	46,856	55,514	54,818	3,825	2,786
- { Treasure	43	—	—	—	—	—	—	—	—	—
Persia - { Merchandise	32,669	19,511	20,515	23,343	17,445	50,617	62,338	108,836	129,584	144,204
- { Treasure	—	2,220	7,067	300	23,063	—	—	—	—	—
Afghanistan - { Merchandise	637,760	579,283	636,080	849,807	858,910	749,954	840,450	843,494	1,661,564	1,915,543
- { Treasure	58,329	30,820	16,585	33,871	18,473	95,431	133,946	33,602	35,103	37,094
Tirah - Merchandise	33,756	40,064	44,077	50,510	43,162	34,994	52,487	40,871	65,688	60,444
Dir, Swat, and Bajaur - { Merchandise	340,894	382,009	474,653	574,015	521,241	422,099	472,682	437,724	611,240	578,484
- { Treasure	—	—	88	35	—	—	—	—	—	—
Buner - Merchandise	12,715	16,323	17,795	10,974	13,867	17,871	30,405	43,393	20,220	15,170
Waziristan - Merchandise	23,215	29,233	55,842	55,470	54,559	15,038	9,227	27,842	58,045	43,190
Kurram Valley Merchandise	19,709	17,947	19,519	19,252	21,878	64,792	91,439	108,389	103,621	104,798
Ladakh - { Merchandise	8,837	10,978	11,921	23,835	81,954	4,866	8,242	8,053	17,080	119,073
- { Treasure	—	—	—	280	16,443	560	817	774	813	3,389
Tibet - { Merchandise	108,419	150,177	174,147	166,182	221,555	69,458	74,687	97,228	87,041	130,824
- { Treasure	12,939	16,840	15,502	12,835	20,752	10,418	9,914	8,184	14,991	18,766
Nepal - { Merchandise	2,011,920	2,331,665	2,911,729	3,023,701	2,885,023	1,034,305	1,109,338	1,475,461	1,443,363	1,365,352
- { Treasure	180,424	151,034	115,879	76,268	103,131	41,540	36,165	31,650	39,036	41,732
Sikkim - { Merchandise	62,024	65,567	79,772	97,213	205,964	61,629	53,774	72,643	89,215	106,703
- { Treasure	2,054	3,607	6,312	3,276	4,421	1,300	1,374	1,250	1,947	1,984
Bhutan - { Merchandise	12,940	12,916	46,061	101,246	137,865	10,487	6,245	231,807	74,633	117,708
- { Treasure	60	487	310	105	608	201	124	3,460	180	317
Towang - { Merchandise	382	1,145	1,460	3,914	2,237	302	456	517	381	411
- { Treasure	—	—	—	—	—	—	—	—	1	—
Naga and Mishmi Hills - { Merchandise	5,833	11,371	6,281	11,464	4,418	715	549	198	830	2,873
- { Treasure	—	—	—	10	13	134	185	498	6	1
Duffa and Aka Hills - { Merchandise	2,078	4,123	3,527	1,719	255	39	520	60	57	183
- { Treasure	—	—	—	—	—	—	47	—	—	—
Western China - { Merchandise	107,475	122,063	120,869	149,040	192,772	270,744	309,012	239,674	421,550	374,360
- { Treasure	96,342	134,015	106,272	244,880	213,716	38,289	39,864	46,703	39,136	42,055
Unadministered Kachin Country* - { Merchandise	—	—	—	3,163	8,404	—	—	—	11,070	25,992
- { Treasure	—	—	—	12,443	16,885	—	—	—	5,409	13,607
Shan States - { Merchandise	1,015,860	1,142,501	1,175,321	1,271,747	1,345,996	956,871	964,682	1,184,898	1,353,694	1,217,977
- { Treasure	280,273	291,963	262,791	216,990	230,617	189,273	228,377	277,427	312,456	277,255
Karenni - { Merchandise	142,612	135,364	142,854	171,226	230,203	19,896	20,535	29,057	31,339	36,902
- { Treasure	33,809	37,361	38,304	36,799	35,431	58,277	59,039	84,232	68,704	75,670
N. Siam - { Merchandise	140,056	104,452	147,765	171,010	214,599	129,705	117,102	125,449	108,705	86,007
- { Treasure	121,669	116,264	101,502	92,912	73,805	78,559	83,326	89,165	89,842	138,812
S. Siam - { Merchandise	40,569	57,897	64,400	62,138	78,221	33,198	28,998	31,191	21,608	22,510
- { Treasure	16,234	12,766	16,160	12,948	15,332	17,932	26,128	34,699	42,874	38,026
Other Countries - { Merchandise	—	—	—	—	6,892	—	—	—	—	2,102
- { Treasure	—	—	—	—	480	—	—	—	—	584
TOTAL - { Merchandise	4,835,736	5,329,807	6,233,274	6,919,558	7,241,040	4,012,703	4,325,790	5,273,518	6,330,716	5,592,428
- { Treasure	802,176	797,397	686,722	743,902	773,220	531,914	624,276	611,644	650,498	639,292
Provinces with which trade is carried on:										
Sind and British Baluchistan	527,155	502,469	527,108	607,145	759,442	472,542	507,075	572,304	662,857	582,035
N.W. Frontier Province	707,177	704,101	841,269	1,084,549	902,865	1,041,399	1,254,882	1,187,035	2,031,810	1,431,804
Kashmir	—	—	—	—	36,788	—	—	—	—	20,694
Punjab	27,128	34,268	30,967	53,951	130,614	11,418	19,891	15,157	41,693	133,171
United Provinces	974,220	897,311	1,019,481	867,906	861,631	398,443	384,238	398,721	445,297	427,301
Bihar and Orissa†	—	—	—	2,163,862	1,973,003	—	—	—	897,796	937,805
Bengal‡	1,387,185	1,805,825	2,269,474	329,130	568,840	816,780	894,574	1,284,962	328,419	290,072
Assam§	20,748	28,563	55,460	112,319	125,051	11,290	7,344	284,492	66,956	107,663
Burma	1,994,299	2,154,667	2,176,237	2,445,298	2,656,026	1,792,745	1,882,062	2,142,491	2,506,386	2,351,175
TOTAL	5,637,912	6,127,204	6,919,996	7,663,460	8,014,260	4,544,617	4,950,066	5,885,162	6,981,214	6,281,720

* Registration commenced from April, 1912.

† Figures prior to 1912-13 included under Bengal.

‡ Includes Bihar and Orissa, but excludes Eastern Bengal, up to 1911-12.

§ Includes Eastern Bengal up to 1911-12.

CUSTOMS TARIFF.
SPECIAL IMPORT DUTIES.

		Rate of Duty.	
		Rupees.	Annas.
ARMS, AMMUNITION, AND MILITARY STORES:			
1. Firearms other than pistols (including gas and air guns and rifles)	Each	50	0
2. Barrels for the same, whether single or double	"	30	0
3. Pistols	"	15	0
4. Barrels for the same, whether single or double	"	10	0
5. Springs used for firearms (including gas guns and rifles)	"	8	0*
6. Gunstocks, sights, blocks, and rollers	"	5	0*
7. Revolver breeches, for each cartridge they will carry	"	2	8
8. Extractors, nippers, heel-plates, pins, screws, tangs, bolts, thumb-pieces, triggers, trigger-guards, hammers, pistons, plates, and all other parts of a firearm (including a gas and air gun or rifle) not herein otherwise provided for, and all tools used for cleaning or putting together or loading the same	"	1	8*
9. Machines for making, loading, or closing cartridges	"	10	0*
10. Machines for capping cartridges	"	2	8*
11. Gunpowder, all sorts	"		
12. All other sorts of arms, ammunition, and military stores	<i>Ad valorem</i>	10 per cent.	
<p>N.B.—The importation of all rifles of .303 and .450 bore is prohibited.</p> <p><i>Proviso 1.</i>—No duty in excess of 10 per cent. <i>ad valorem</i> shall be levied upon any of the articles numbered 1 to 10 in the above list when they are imported in reasonable quantity, for his own private use, by any person lawfully entitled to possess the same.</p> <p><i>Proviso 2.</i>—When any articles which have been otherwise imported, and upon which duty has been levied or is leviable under Nos. 1 to 10, are purchased retail from the importer by a person lawfully entitled as aforesaid, in reasonable quantity, for his own private use, the importer may apply to the Customs Collector for a refund or remission (as the case may be) of so much of the duty thereon as is in excess of 10 per cent. <i>ad valorem</i>; and if such collector is satisfied as to the identity of the articles, and that such importer is in other respects entitled to such refund or remission, he shall grant the same accordingly.</p> <p><i>Exception I.</i>—Articles falling under the 5th, 6th, 8th, 9th, or 10th head of the above list, when they appertain to a firearm falling under the 1st or 3rd head, and are fitted into the same case with such firearm</p> <p><i>Exception II.</i>—(a) Arms forming part of the regular equipment of an officer entitled to wear diplomatic, military, naval or police uniform; (b) A sword, a revolver, or a pair of pistols, when accompanying an officer of His Majesty's Regular Forces, or a commissioned officer of a volunteer corps, or certified by the commandant of the corps to which such officer belongs, or, in the case of an officer not attached to any corps, by the officer commanding the station or district in which such officer is serving, to be imported by the officer for the purposes of his equipment; (c) Swords and revolvers which are certified by an Inspector-General of Police to be part of the ordinary equipment of members of the Police force under his charge; (d) Swords forming part of the equipment of native commissioned officers of His Majesty's Army; (e) Swords for presentation as army or volunteer prizes; (f) Arms, ammunition, and military stores imported with the sanction of the Government of India for the use of any portion of the military forces of a Native State in India which may be maintained and organised for Imperial Service; (g) Morris tubes and patent ammunition when imported by officers commanding British and Native regiments, or volunteer corps, for the instruction of their men</p>			
LIQUORS:			
Ale, beer, and porter	} Imperial gallon or 6 quart bottles.	0	8
Cider and other fermented liquors			
Liqueurs and sweetened spirits, cordials, bitters, perfumed spirits and toilet preparations containing spirit		"	13
Spirit which has been rendered effectually and permanently unfit for human consumption	<i>Ad valorem</i>	5 per cent.	
" used in drugs, medicines, or chemicals	} Imperial gallon or 6 quart bottles of the strength of London proof.	7	13(a)
" other sorts		9	6(a)
Wines:			
Champagne and all other sparkling wines not containing more than 42 per cent. of proof spirit	Imperial gallon or 6 quart bottles.	3	12
All other sorts not containing more than 42 per cent. of proof spirit	"	1	8
All sparkling and still wines, containing more than 42 per cent. of proof spirit shall be liable to duty at the rate applicable to "spirit, other sorts"			
OPPIUM and its alkaloids	Per seer of 80 tolas	24	0
SALT	Per Indian maund of 82½ lb. avoirdupois weight.	1	0
SALTED FISH (wet or dry)	Per Indian maund of 82½ lb. avoirdupois weight.	0	6
SILVER BULLION or COIN, except current coin of the Government of India, which is free	Ounce	0	4
TOBACCO:	Pound	1	0
Unmanufactured	"	1	10
Cigars	Thousand	3	2
Cigarettes weighing less than 3 lbs. per thousand	Pound	1	4
" 3 lbs. or more per thousand	"	1	2
" Manufactured, other sorts	"		

* Subject in certain cases to a maximum of 10 per cent. *ad valorem*.

(a) The duty to be increased or reduced in proportion as the strength of the spirit exceeds or is less than London proof.

GENERAL IMPORT DUTIES.

No.	NAMES OF ARTICLES.	Per	Tariff Valuation.	Duty.
	ANIMALS, LIVING.			
1	HORSES, CATTLE, SHEEP, and all other living animals of all kinds	—	<i>R. a.</i> —	Free.
	ARTICLES OF FOOD AND DRINK.			
2	COFFEE	cwt.	42 0	Five per cent.
3	FRUITS AND VEGETABLES (except fresh fruits and vegetables not separately enumerated, which are free)—			
	Almonds without shell	cwt.	82 0	Five per cent.
	" in the shell	"	23 0	"
	" (kágazi) { Persian	"	75 0	"
	{ European	"	45 0	"
	Cashew or cajoo kernels	"	28 0	"
	Cocoanuts, Straits	thousand	75 0	"
	" other	"	75 0	"
	" kernel (khopra)	cwt.	24 0	"
	Currants	"	25 0	"
	Dates, dry, in bags	"	7 12	"
	" wet, in bags, baskets, and bundles	"	5 8	"
	" " in pots, boxes, tins, and crates	"	8 0	"
	Figs, Persian, dried	"	9 0	"
	Garlic	"	5 0	"
	Hops	—	—	Free.
	Pistachio nuts	cwt.	40 0	Five per cent.
	Prunes, Bussora (álu-Bokhara)	—	<i>ad valorem</i>	"
	Raisins, black	—	"	"
	" kishmish, Persian Gulf	—	"	"
	" Munakka	cwt.	12 0	"
	" other sorts	—	<i>ad valorem</i>	"
	Walnuts, all descriptions	—	"	"
	All other sorts of fruits and vegetables	—	"	"
4	GRAIN AND PULSE, including broken grain and pulse, but not including flour	—	—	Free.
5	MINERALS AND AERATED WATERS, and all unfermented and non-alcoholic beverages	—	<i>ad valorem</i>	Five per cent.
6	PROVISIONS, OILMAN'S STORES AND GROCERIES—			
	Bacon	—	<i>ad valorem</i>	Five per cent.
	Beef and Pork	—	"	"
	Biche de mer	—	"	"
	Butter	lb.	1 4	"
	Cassava, Tapioca or Sago	cwt.	10 0	"
	Cheese	—	<i>ad valorem</i>	"
	China preserves in syrup	cwt. (net)	24 0	"
	" " dry, candied	lb.	0 5	"
	Cocum	cwt.	4 8	"
	Fish-maws	—	—	Free.
	Flour	—	<i>ad valorem</i>	Five per cent.
	Ghi	cwt.	70 0	"
	Margarine	—	<i>ad valorem</i>	"
	Pork hams	—	"	"
	Shark-fins	—	—	Free.
	Singally and sozille	—	—	"
	Vinegar, in casks	—	<i>ad valorem</i>	Two and one-half per cent.
	" not in casks—Persian	—	"	Five per cent.
	" " Indian	—	"	"
	All other sorts of provisions, oilman's stores and groceries	—	"	"
7	SPICES—			
	Betelnuts, raw, whole, split or sliced, from Goa	cwt.	14 0	"
	" " " " Straits and Dutch East Indies	"	9 0	"
	" whole, from Ceylon	"	11 0	"
	" raw, split (sun-dried), from Ceylon	"	21 0	"
	" all other sorts	—	<i>ad valorem</i>	"
	Chillies, dry	cwt.	12 0	"
	Cloves	"	42 0	"
	" stems and heads	"	10 0	"
	" in seeds, narlavang	"	13 0	"
	Ginger, dry	"	15 0	"
	Mace	lb.	1 8	"
	Nutmegs	"	0 5	"
	" in shell	"	0 3	"
	Pepper, black	cwt.	32 0	"
	" white	"	58 0	"
	All other sorts of Spices	—	<i>ad valorem</i>	"

CUSTOMS TARIFF—continued.

General Import Duties—continued.

No.	NAMES OF ARTICLES.	Per	Tariff Valuation.	Duty.
ARTICLES OF FOOD AND DRINK—cont.				
8	SUGAR, crystallised, beet		R. a.	
	" " and soft, refined in China or Japan	Cwt.	9 12	Five per cent.
	" " " from Egypt	"	11 0	"
	" " " " Java, 23 Dutch standard and above	"	9 8	"
	" " " " " 16 to 22 Dutch standard	"	9 8	"
	" " " " " 15 Dutch standard and under	"	8 4	"
	" " " " from Mauritius, equal to 16 Dutch standard and over	"	9 8	"
	Molasses from Java	"	8 12	"
	" " other countries	"	2 8	"
	Sugar, all other sorts, including saccharine produce of all kinds and confectionery	"	2 8	"
9	TEA, black	lb.	ad valorem	"
	" green	"	0 10	"
		"	0 9	"
CHEMICALS, DRUGS, MEDICINES AND NARCOTICS, AND DYEING AND TANNING MATERIALS.				
10	CHEMICAL PRODUCTS AND PREPARATIONS—			
	Acid, sulphuric	—	ad valorem	"
	Alkali, Indian (sajji-khar)	cwt.	2 6	"
	Alum	"	5 12	"
	Arsenic (China mansil)	"	16 0	"
	" other sorts	—	ad valorem	"
	Copperas, green	—	"	Two and one-half per cent.
	Explosives, namely, blasting gelatine, dynamite, roburite, tonite, and all other descriptions, including detonators and blasting fuse	—	"	Five per cent.
	Sal ammoniac	cwt.	31 0	"
	Soda ash	"	3 12	"
	Soda bicarbonate	"	5 0	"
	Sulphate of copper	"	19 0	"
	Sulphur (brimstone), flour	"	6 0	"
	" ("), roll	"	5 4	"
	" ("), rough	—	ad valorem	"
	All other sorts of chemical products and preparations, including saltpetre, borax, grape sugar, and glucose, but excluding nitrate of soda, muriate of potash, sulphate of ammonia, sulphate of potash, kainit salts, nitrate of lime, calcium cyanamide, and mineral superphosphates, which are free	—	ad valorem	"
11	DRUGS, MEDICINES, AND NARCOTICS—			
	Aloes, black	—	"	"
	" Socotra	—	"	"
	Aloe-wood	—	"	Free.
	Anti-plague serum	—	"	Free.
	Asafetida (hing)	cwt.	115 0	Five per cent.
	" coarse (hingra)	"	30 0	"
	Atary, Persian	lb.	0 6	"
	Banslochan (bamboo camphor)	—	ad valorem	"
	Brimstone (amalsara)	cwt.	7 0	"
	Calumba root	lb.	1 4	"
	Camphor, refined, other than powder	—	ad valorem	"
	" in powder	cwt.	20 0	"
	Cassia lignea	"	9 0	"
	China root (chobchini), rough	"	17 0	"
	" ("), scraped	—	ad valorem	"
	*Cocaine	cwt.	85 0	"
	Cubebs	"	9 0	"
	Galangal, China	—	ad valorem	"
	Pellitory (akalkara)	—	"	Free.
	Peppermint crystals	—	"	Free.
	Quinine and other alkaloids of cinchona	cwt.	140 0	Five per cent.
	Salep	—	ad valorem	"
	Senna leaves	cwt.	33 0	"
	Storax liquid (rose mellos or salaras)	—	"	"
	All other sorts of drugs, medicines, and narcotics, except opium and tobacco (for which see table of special import duties)	—	ad valorem	"
12	DYEING AND TANNING MATERIALS—			
	Alizarine dye, dry, 40 per cent.	lb.	1 8	"
	" " " 50	"	1 14	"
	" " " 60	"	2 4	"
	" " " 70	"	2 9	"
	" " " 80	"	2 14	"
	" " " 100	"	3 4	"

* The importation of cocaine by post is prohibited, and its importation by other means is restricted to persons specially permitted by a Local Government.

APPENDIX A—continued.
CUSTOMS TARIFF—continued.
General Import Duties—continued.

No.	NAMES OF ARTICLES.	Per	Tariff Valuation.	Duty.
CHEMICALS, DRUGS, MEDICINES, AND NARCOTICS, AND DYEING AND TANNING MATERIALS—cont.				
12	DYEING AND TANNING MATERIALS—cont.		<i>R. a.</i>	
	Alizarins dye, moist, 10 per cent.	lb.	0 7	Five per cent.
	" " " 16 "	"	0 8	"
	" " " 20 "	"	0 9	"
	Aniline dye, moist, indigo, blue	"	0 8	"
	" " dry	"	1 4	"
	" salts	—	<i>ad valorem</i>	"
	Avar bark	cwt.	3 12	"
	Buzgand (gulpista)	—	<i>ad valorem</i>	"
	Cochineal	lb.	1 0	"
	Gallnuts (myrobalans)	—	<i>ad valorem</i>	"
	" Persian	cwt.	31 0	"
	Madder or manjit	—	<i>ad valorem</i>	"
	Orchilla weed	—	"	"
	Sappan wood and root	—	"	"
	Turmeric	—	"	"
	All other sorts of dyeing and tanning materials	—	"	"
METALS AND MANUFACTURES OF METALS.				
13	HARDWARE AND CUTLERY, including ironmongery and plated-ware, and also including machines, tools, and implements to be worked by manual or animal labour. [Exceptions, which are free: (i) Water-lifts, sugar-mills, oil-presses, and parts thereof, and any other machines and parts of machines ordinarily used in processes of husbandry, or for the preparation for use or for sale of the products of husbandry, which the Governor-General in Council may, by notification in the <i>Gazette of India</i>, exempt; (ii) the following agricultural implements, when constructed so that they can be worked by manual or animal power, namely, winnowers, threshers, mowing and reaping machines, elevators, seed-crushers, chaff-cutters, root-cutters, horse and bullock gears, ploughs, cultivators, scarifiers, harrows, clod-crushers, seed-drills, hay-tedders, and rakes; (iii) the following dairy appliances, when constructed so that they can be worked by manual or animal power, namely, cream separators, milk sterilizing or pasteurizing plant, milk aerating and cooling apparatus, churns, butter dryers, and butter workers; (iv) the following articles used in the manufacture of cotton, namely, bobbins (warping), forks for looms, healds, heald cords, heald knitting needles, laces, lags and needles for dobbies, pickers (buffalo and others), picking bands, picking levers, picking sticks (over and under), reed pliers, reeds, shuttles (for power looms), springs for looms, strappings, and weft forks; (v) box backs and swells and rough unshaped bobbin ends, when imported by or on behalf of a manufacturer or millowner, and certified by him to be intended exclusively for use in his mill]	—	<i>ad valorem</i>	Five per cent.
14	MACHINERY, namely, prime-movers and component parts thereof, including boilers and component parts thereof; also including locomotive and portable engines, steam-rollers, fire-engines and other machines in which the prime-mover is not separable from the operative parts	—	—	Free.
	MACHINERY (and component parts thereof), meaning machines or sets of machines to be worked by electric, steam, water, fire or other power not being manual or animal labour, or which, before being brought into use, require to be fixed with reference to other moving parts; and including belting of all materials for driving machinery	—	—	Free.
	Provided that the term does not include tools and implements to be worked by manual or animal labour, and provided also that only such articles shall be admitted as component parts of machinery as are indispensable for the working of the machinery, and are, owing to their shape or to other special quality, not adapted for any other purpose.			
	<i>Note.</i> —Machinery and component parts thereof, made of substances other than metal, are included in this entry.			
15	METALS, unwrought and wrought, and articles made of metal—			
	Brass, orsidue and leaves, European	—	<i>ad valorem</i>	Five per cent.
	" " " China	—	"	"
	" patent or yellow metal, sheets and sheathing, weighing 1 lb. or above per sq. ft., brazier's and plates	cwt.	54 0	"
	" patent or yellow metal (old)	"	35 0	"
	" sheets and sheathing, flat or in rolls, weighing less than 1 lb. per sq. ft.	—	<i>ad valorem</i>	"
	" wire	—	"	"
	" all other sorts	—	"	"
	Copper, bolt and bar, rolled	—	"	"
	" brazier's, sheets, plates, and sheathing	cwt.	62 0	"
	" nails and composition nails	—	<i>ad valorem</i>	"
	" old	cwt.	45 0	"
	" pigs, tiles, ingots, cakes, bricks, and slabs	"	58 0	"
	" China, white, copperware	lb.	2 2	"
	" foil or dankpana, white, 10 to 11 in. × 4 to 5 in.	hundred leaves.	1 14	"
	" " " coloured, 10 to 11 in. × 4 to 5 in.	"	2 0	"

CUSTOMS TARIFF—continued.

General Import Duties—continued.

No.	NAMES OF ARTICLES.	Per	Tariff Valuation.	Duty.
	METALS AND MANUFACTURES OF METALS—cont.		R. a.	
15	METALS, unwrought and wrought, and articles made of metal—cont.			
	Copper, wire, including phosphor-bronze	—	<i>ad valorem</i>	Five per cent.
	“ all other sorts, unmanufactured and manufactured, except current coin of the Government of India, which is free	—	“	“
	German silver	—	“	“
	Gold bullion and coin	—	—	Free.
	Gold leaf	—	<i>ad valorem</i>	Five per cent.
	Iron, anchors and cables	—	“	One per cent.
	“ Lowmoor and similar qualities, all descriptions	—	“	“
	“ angle, T, other than Lowmoor or Swedish	ton	110 0	“
	“ angle, T, and hoop, other than Lowmoor or Swedish, if galvanised, tinned, or lead-coated	—	<i>ad valorem</i>	“
	“ bar, Swedish and similar qualities	ton	190 0	“
	“ “ “ “ “ nail-rod, round-rod, and square, under half-an-inch in diameter	“	200 0	“
	“ “ other kinds	“	110 0	“
	“ “ “ “ “ nail-rod, round-rod, and square, under half-an-inch in diameter	“	115 0	“
	“ “ “ “ “ if galvanised, tinned, or lead-coated	—	<i>ad valorem</i>	“
	“ beams, joists, pillars, girders, screw-piles, bridge-work, and other such descriptions of iron, imported exclusively for building purposes	—	“	“
	“ channel, including channel for carriages	—	“	“
	“ plate and sheet, Swedish and charcoal	—	“	“
	“ bars, plates, and sheets, Swedish and charcoal, if galvanised, tinned, or lead-coated	—	“	“
	“ plate, other kinds, above ¼ inch thick, and strips	ton	120 0	“
	“ sheets, other kinds, up to ¼ inch thick	“	125 0	“
	“ “ (other than corrugated), plates or strips, other kinds, if galvanised, tinned, lead-coated, chequered, or planished	—	<i>ad valorem</i>	“
	“ “ corrugated, galvanised, or black	ton	190 0	“
	“ hoop	“	140 0	“
	“ nails, rose, wire, and flat-headed	cwt.	10 0	“
	“ “ other kinds, including galvanised, tinned, or lead-coated	—	<i>ad valorem</i>	“
	“ nuts and bolts, also hooks and nuts for roofing, galvanised or black	—	“	“
	“ old	cwt.	2 8	“
	“ pig	—	<i>ad valorem</i>	“
	“ pipes and tubes, including fittings therefor, such as bends, boots, elbows, tees, sockets, flanges, and the like	—	“	“
	“ rails, chairs, sleepers and bearing, and fishplates, spikes (commonly known as dog spikes), switches and crossings, other than those described in No. 60, also lever-boxes, clips, and tie-bars	—	“	“
	“ rice-bowls	—	“	“
	“ ridging, guttering, and continuous roofing	—	“	“
	“ rivets and washers, all sorts	—	“	“
	“ wire, including fencing wire and wire rope, but excluding wire netting	—	“	“
	“ cans, or drums when imported containing petroleum, which is separately assessed to duty at one anna and six pies per Imperial gallon under No. 16, namely:—			
	“ cans, tinned, other than petrol tins of two gallons capacity	can	0 3½	Five per cent.
	“ “ or drums not tinned, of two gallons capacity	“	0 2	“
	“ drums of four gallons capacity:			
	“ (a) with faucet caps	drum	1 0	“
	“ (b) ordinary	“	0 8	“
	“ all other sorts, including discs or circles and wire netting	—	<i>ad valorem</i>	“
	Lametta	—	“	“
	Lead, all sorts (except sheets for tea-chests, which are free)	lb.	1 8	“
	Quicksilver	cwt.	22 0	“
	Shot, bird	—	<i>ad valorem</i>	One per cent.
	Steel, anchors and cables	—	“	“
	“ blooms	ton	110 0	“
	“ angle T	—	<i>ad valorem</i>	“
	“ “ and hoop, if galvanised, tinned, or lead-coated	ton	110 0	“
	“ bars (other than cast steel)	—	<i>ad valorem</i>	“
	“ “ Swedish and similar qualities	ton	115 0	“
	“ “ nail-rod, round rod, and square, under ¼ inch in diameter	—	<i>ad valorem</i>	“
	“ bar, galvanised, tinned, lead-coated, planished or polished	—	“	“
	“ channel, including channel for carriages	ton	120 0	“
	“ plates above ¼ inch thick, and strips	“	125 0	“
	“ sheets up to ¼ “	—	<i>ad valorem</i>	“
	“ sheets (other than corrugated), plates, or strips, if galvanised, tinned, lead-coated, chequered, or planished	ton	190 0	“
	“ sheets, corrugated, galvanised or black	“	140 0	“
	“ hoop	—	<i>ad valorem</i>	“
	“ nails	—	“	“
	“ nuts and bolts, also hooks and nuts for roofing, galvanised or black	cwt.	2 8	“
	“ old	—	“	“
	“ beams, joists, pillars, girders, screw-piles, bridge-work and other such descriptions of steel imported exclusively for building purposes	—	<i>ad valorem</i>	“
	“ cast and blistered, including spring and tub steel	—	“	“
	“ ridging, guttering, and continuous roofing	—	“	“
	“ pipes and tubes, including fittings therefor, such as bends, boots, elbows, tees, sockets, flanges and the like	—	“	“

No.	NAMES OF ARTICLES.	Per	Tariff Valuation.	Duty.
	METALS AND MANUFACTURES OF METALS—cont.		<i>R. a.</i>	
15	METALS, unwrought and wrought, and articles made of metal—cont.			
	Steel rails, chairs, sleepers and bearing, and fishplates, spikes (commonly known as dog spikes), switches and crossings, other than those described in No. 60, also lever-boxes, clips and tie-bars	—	<i>ad valorem</i>	One per cent.
	„ rivets and washers, all sorts	—	„	„
	„ wire, including fencing wire and wire rope, but excluding wire netting	—	„	„
	„ cans, or drums when imported containing petroleum, which is separately assessed to duty at one anna and six pies per Imperial gallon under No. 16, namely:—			
	„ cans, tinned, other than petrol tins of two gallons capacity	can	0 3½	Five per cent.
	„ „ or drums, not tinned, of two gallons capacity	„	0 2	„
	„ drums of four gallons capacity:—			
	„ (a) with faucet caps	drum	1 0	„
	„ (b) ordinary	„	0 8	„
	„ all other sorts, including discs or circles and wire netting	—	<i>ad valorem</i>	„
	Tin, block	cwt.	130 0	„
	„ foil, and other sorts	—	<i>ad valorem</i>	„
	Zinc or spelter, nails	—	—	„
	„ tiles or slabs, soft	cwt.	25 0	„
	„ „ „ „ hard	„	20 0	„
	„ „ all other sorts, including boiler tiles	—	<i>ad valorem</i>	„
	All other sorts of metals	—	„	„
	OILS.			
16	PETROLEUM, including also naphtha and the liquids commonly known by the names of rock oil, Rangoon oil, Burma oil, kerosene, paraffin oil, mineral oil, petroline, gasoline, benzol, benzoline, benzine, and any inflammable liquid which is made from petroleum, coal, schist, shale, peat, or any other bituminous substance, or from any products of petroleum	Imperial gallon.	—	One anna and six pies.
	„ which has its flashing-point at or above two hundred degrees of Fahrenheit's thermometer and is proved to the satisfaction of the Customs-Collector to be intended for use exclusively for the batching of jute or other fibre, or for lubricating purposes	—	<i>ad valorem</i>	Five per cent.
	„ which has its flashing-point at or above one hundred and fifty degrees of Fahrenheit's thermometer and is proved to the satisfaction of the Customs-Collector to be intended for use exclusively as fuel or for some sanitary or hygienic purpose	—	—	„
	Cocanut Oil	cwt.	32 0	„
	All other sorts of oil, animal or vegetable (including otto of all kinds), and mineral, including paraffin wax	—	<i>ad valorem</i>	„
	OTHER ARTICLES, UNMANUFACTURED AND MANUFACTURED.			
17	APPAREL, including drapery, haberdashery, and millinery, and military and other uniforms and accoutrements; but excluding cotton-hosiery (for which see No. 30) and boots and shoes (for which see No. 45) and excluding also uniforms, and accoutrements appertaining thereto, imported by a public servant for his personal use, which are free	—	„	„
18	ART, WORKS OF, except (1) statuary and pictures intended to be put up for the public benefit in a public place, and (2) memorials of a public character intended to be put up in a public place, including the materials used, or to be used, in their construction, whether worked or not, which are free	—	„	„
19	BAMBOOS, common, grass, hay, rushes, straw, and leaves	—	—	Free.
20	BOOKS, printed, including covers for printed books, maps, charts and plans, proofs, music and manuscripts	—	—	„
21	BRISTLES, AND FIBRE, for brushes and brooms	—	—	„
22	BRUSHES AND BROOMS, all sorts	—	<i>ad valorem</i>	Five per cent.
23	BUILDING AND ENGINEERING MATERIALS, namely asphalt, bricks and tiles, cement of all kinds, fireclay, earthenware piping, lime, and other kinds not otherwise described	—	„	„
24	CABINET-WARE AND FURNITURE	—	„	„
24a	CHALLENGE CUPS OR TROPHIES which have been won by any military unit (including volunteer corps) or by a particular member or members of any such unit in India or which have been sent by donors resident abroad for presentation or competition in India	—	—	Free.
	Provided that the articles are certified by the Officer Commanding the unit or brigade or any higher military authority or any of their staff officers as having been offered for competition or presented with the sole or main object of encouraging military efficiency; and that they have had engraved on them before being shipped the object for which presented and, except in the case of those sent by donors resident abroad for competition in India, the name of the winner or winners.			
25	CARRIAGES AND CARTS, including motor cars, bicycles, tricycles, jinrikshas, bath chairs, perambulators, trucks, wheelbarrows, and all other sorts of conveyances, and component parts thereof, but excluding motor cars designed to carry goods and containing a prime-mover, which are free	—	<i>ad valorem</i>	Five per cent.

APPENDIX A—continued.
 CUSTOMS TARIFF—continued.
 General Import Duties—continued.

No.	NAMES OF ARTICLES.	Per	Tariff Valuation.	Duty.
OTHER ARTICLES, UNMANUFACTURED AND MANUFACTURED—cont.				
26	CHINESE AND JAPANESE WARE, including lacquered ware, but excluding earthenware, china, and porcelain (for which see No. 32)	—	R. a. ad valorem	Five per cent.
27	CLOCKS, WATCHES, and other timekeepers, and parts thereof	—	"	"
28	COAL, COKE, AND PATENT FUEL	—	"	Free.
29	CORDAGE, Rope and Twine made of any vegetable fibre	—	ad valorem	Five per cent.
30	COTTON, AND ARTICLES MADE OF COTTON—			
	Cotton, raw	—	—	Free.
	" twist and yarn	—	—	"
	" sewing and darning thread	—	—	"
	" piece-goods, hosiery, crochet cotton thread and all other manufactured cotton goods not otherwise described	—	ad valorem	Three and one-half per cent.
31	EARTH, COMMON CLAY, AND SAND	—	—	Free.
32	EARTHENWARE (except earthenware piping, for which see No. 23), china, china clay, porcelain, and imitation or false coral	—	ad valorem	Five per cent.
33	FANS OF ALL KINDS, except common palm-leaf fans, which are free	—	"	"
34	FIREWORKS, all sorts, including fulminating-powder	—	"	"
35	FLAX, AND ARTICLES MADE OF FLAX, including linen-thread	—	"	"
36	FURNITURE, TACKLE, AND APPAREL, not otherwise described, for steam, sailing, rowing, and other vessels	—	"	"
37	GUMS, GUM-RESINS, and articles made of gum or gum-resin—			
	Copal	—	—	"
	Cutch and gambier (natural)	cwt.	20 0	"
	Gamboge	lb.	1 12	"
	Gum Ammoniac	cwt.	30 0	"
	" Arabic	"	16 0	"
	" Bdellium	—	ad valorem	"
	" Benjamin, ras	cwt.	34 0	"
	" " cowrie	"	80 0	"
	" Bysabol (coarse myrrh)	"	23 0	"
	" Olibanum or frankincense	—	—	Free.
	" Persian (false)	cwt.	12 0	Five per cent.
	Myrrh	"	30 0	"
	Rosin	"	10 0	"
	All other sorts of gums, gum-resins, and articles made of gum or gum-resin, including caoutchouc and gutta-percha	—	ad valorem	"
38	HEMP, including Manila hemp, and articles made therefrom	—	"	"
39	HIDES, AND SKINS (except raw or salted hides and skins, which are free), including parchment and vellum, gold-beaters' skins, and all other descriptions of hides or skins	—	"	Free.
40	HORN	—	ad valorem	Five per cent.
	" articles made of, not otherwise described	—	"	"
41	INSTRUMENTS, APPARATUS, AND APPLIANCES, and parts thereof—Computing, Dental, Distilling, Diving, Drawing, Educational, Electric, Electric lighting, Galvanic, Measuring, Musical, Optical, Philosophical, Phonographic, Photographic (including materials for Photography), Scientific, Surgical, Surveying, Telegraphic, Telephonic, Typewriters, and all other sorts, except Telegraphic instruments and apparatus, and parts thereof, when imported by or under the orders of a railway company, and any instruments, apparatus, and appliances when imported by a passenger as part of his personal baggage and in actual use by him in the exercise of his profession or calling, which are free. All band instruments (other than stringed instruments), imported by a Native regiment of His Majesty's regular forces in India, or by a unit of the Imperial Service Troops, or by a Military Police Battalion, and certified by the officer commanding the regiment or unit or the officer in charge of the Military Police Battalion to be for the <i>bond fide</i> exclusive use of the regimental band, or the band attached to the Military Police Battalion, as the case may be, and the following accessories thereto, are also free of duty:—			
	Bags for bagpipes.			
	Cardholders.			
	Carriages (brown or black).			
	Cases for reeds and mouthpieces.			
	Cases (leather or wooden).			
	Chanters, pipe and practice.			
	Cleaners for brass and reed instruments.			
	Cord for bagpipes.			
	Crooks.			
	Drones for bagpipes.			
	Drum heads.			
	Drum sticks.			
	Drum flesh hoops.			
	Fingertops.			
	Green broadcloth for drums.			
	Green silk ribbon for drums.			
	Key pads for reed instruments.			
	Ligatures for reed instruments.			
	Mouthpieces and caps therefor.			
	Mutes for brass instruments.			
	Pipe tassels for bagpipes.			
	Reeds.			
	Ribbons for bagpipes.			
	Ropes for drums.			
	Sanks and slides for brass instruments.			
	Silver buckles for drums.			
	Silver buttons for drums.			
	Springs.			
	Snares.			
	Taps for brass instruments.			
	Valve corks.			
	Valve tops and needles.			
		—	ad valorem	Five per cent.

APPENDIX A—continued.
CUSTOMS TARIFF—continued.
General Import Duties—continued.

No.	NAMES OF ARTICLES.	Per	Tariff Valuation.	Duty.
OTHER ARTICLES UNMANUFACTURED AND MANUFACTURED—cont.				
			R. a.	
42	IVORY AND IVORY-WARE— Unmanufactured— Elephants' grinders	cwt.	300 0	Five per cent.
	" tusks (other than hollows, centres, and points) each exceeding 20 lb. in weight, and hollows, centres, and points each weighing 10 lb. and over	"	800 0	"
	" tusks (other than hollows, centres, and points) not less than 10 lb. and not exceeding 20 lb. each, and hollows, centres, and points each weighing less than 10 lb.	"	700 0.	"
	" tusks, each less than 10 lb. (other than hollows, centres, and points)	"	450 0	"
	Sea-cow or moye teeth, each not less than 4 lb.	"	175 0	"
	" " " " 3 lb. and under 4 lb.	"	150 0	"
	" " " " each less than 3 lb.	"	120 0	"
	All other sorts, manufactured and unmanufactured	—	<i>ad valorem</i>	"
43	JEWELLERY AND JEWELS, including plate and other manufactures of gold and silver—			
	Silver-ware, plain	tola	1 2	"
	" embossed or chased } other than } " " " " European } European	"	1 6	"
	All other sorts, except precious stones and pearls, unset, which are free	—	<i>ad valorem</i>	"
44	JUTE, raw	—	—	Free.
	" articles made of, except secondhand or used gunny bags, which are free	—	<i>ad valorem</i>	Five per cent.
45	LEATHER, and articles made of leather, including boots and shoes, harness and saddlery, except saddlery of a military pattern imported by an officer of His Majesty's regular forces and forming part of the equipment with which he is required to supply himself under Army Regulations, which is free	—	"	"
46	MALT	—	"	"
47	MANURES of all kinds, including animal bones	—	"	Free.
48	OILCAKE, also bran, fodder, and cattle food of all kinds	—	"	"
49	OILCLOTH AND FLOOR-CLOTH, including lincrusta, linoleum, and tarpaulins	—	<i>ad valorem</i>	Five per cent.
50	PAINTS, COLOURS, PAINTERS' MATERIALS and compositions for application to leather, wood, and metals—			
	Lead, red, dry	cwt.	20 0	"
	" white, dry	"	22 0	"
	Ochre, other than European, all colours	"	4 8	"
	Paints, composition	—	<i>ad valorem</i>	"
	" patent driers	—	"	"
	Turpentine	Imperial gallon.	3 0	"
	Verdigris	—	<i>ad valorem</i>	"
	Vermilion, Canton	box of 90 bundles.	110 0	"
	Zinc, white, dry	—	<i>ad valorem</i>	"
	All other sorts, including glue and putty	—	"	"
51	PAPER, PASTEBOARD, MILLBOARD, AND CARDBOARD of all kinds, including ruled or printed forms and account and manuscript books, labels, advertising circulars, sheet or card almanacs, and calendars, Christmas, Easter, and other cards, including cards in booklet form, including also waste paper and old newspapers for packing, but excluding trade catalogues and advertising circulars imported by packet, book or parcel post, which are free	—	"	"
	PAPER, articles made of paper and papier-mâché	—	"	"
52	PERFUMERY—			
	Gowla, husked and unhusked	cwt.	60 0	"
	Kapurkachri (zedoary)	"	20 0	"
	Patch leaves (patchouli)	"	15 0	"
	Rose-flowers, dried	"	25 0	"
	Rose-water	Imperial gallon.	2 8	"
	All other sorts, except perfumed spirit (for which see table of special import duties)	—	<i>ad valorem</i>	"
53	PITCH, TAR, AND DAMMER—			
	Bitumen	—	"	"
	Dammer	—	"	"
	Pitch, American and European	—	"	"
	" coal	—	"	"
	Tar, American and European	—	"	"
	" coal	—	"	"
	" mineral	—	"	"
54	PLANTS AND BULBS, living, also dried for herbaria	—	"	Free.
55	PRECIOUS STONES AND PEARLS, unset (including the stones generically known as Cambay stones, such as agates, cornelians, and onyx)	—	"	"
56	PULP of wood, straw, rags, paper and other materials	—	"	"

APPENDIX A—concluded.

CUSTOMS TARIFF—concluded.

EXPORT DUTY.

	Per	Rate of Duty.
RICE, HUSKED OR UNHUSKED, including RICE FLOUR, but not including rice-bran and rice-dust, which are free.	Maund of 82½ lb.	3 annas.

NOTE.—Under Act IX of 1903 a customs duty at the rate of a quarter of a pie per pound has been levied from the 1st April 1903 on all tea produced in India and exported from any customs port to any port beyond the limits of British India or to Aden. The proceeds of this cess are paid to the Tea Cess Committee appointed under Section 4 of the Act. On the recommendation of this Committee the maximum rate of a quarter of a pie per pound may be reduced.

An export duty, for the benefit of the Calcutta Improvement Trust, is levied on jute exported by sea from Calcutta, at the rate of 2 annas per bale of 400 lb. on raw jute, and 12 annas per ton of 2,240 lb. on manufactured jute. A similar duty is levied on jute exported by sea from Chittagong (except jute exported from Chittagong to Calcutta).

APPENDIX B.

TRADE OF ADEN.

	1909-10.	1910-11.	1911-12.	1912-13.	1913-14.
FOREIGN TRADE, PRIVATE:					
Imports:	£	£	£	£	£
Merchandise - - - - -	2,198,245	2,269,465	2,343,745	2,845,699	2,701,759
Treasure - - - - -	492,483	417,911	811,309	349,769	438,146
Exports:					
Merchandise - - - - -	2,471,286	2,496,676	2,689,509	3,351,356	3,095,064
Treasure - - - - -	378,656	372,958	407,154	392,309	385,607
TOTAL - - - - -	5,540,670	5,557,010	6,251,717	6,939,138	6,620,576
INDIAN TRADE, PRIVATE:					
Imports:					
Merchandise - - - - -	757,809	836,667	952,914	1,125,185	1,055,205
Treasure - - - - -	25,629	20,513	3,291	60,467	9,152
Exports:					
Merchandise - - - - -	150,495	174,803	248,818	209,186	172,219
Treasure - - - - -	158,375	145,346	402,073	397,979	347,218
TOTAL - - - - -	1,092,308	1,177,329	1,607,096	1,792,817	1,583,794
LAND TRADE:					
Imports:					
Merchandise - - - - -	163,694	183,652	227,709	284,929	170,213
Treasure - - - - -	6,594	2,454	4,023	4,690	3,007
Exports:					
Merchandise - - - - -	102,594	116,477	153,133	174,605	140,159
Treasure - - - - -	8,309	7,866	9,136	11,325	8,862
TOTAL - - - - -	281,191	310,449	394,001	425,549	322,241
GRAND TOTAL - - - - -	6,914,169	7,044,788	8,252,814	9,157,499	8,526,611

INDEX.

Index to Tables Nos. 11 to 13.

ARTICLES.	IMPORT TABLE.	EXPORT TABLES.		ARTICLES.	IMPORT TABLE.	EXPORT TABLES.	
		Foreign merchandise.	Indian merchandise.			Foreign merchandise.	Indian merchandise.
	Page	Page	Page		Page	Page	Page
A							
Acids—nitric	58	—	—	Bangles, glass	65	—	—
" sulphuric	58	—	—	Bars and channel (iron)	79	—	—
" other sorts	58	—	—	" " (iron or steel)	—	110	—
Accountrements (included with "Apparel, &c.")	—	—	—	" " (steel)	81	—	—
Aerated water making machinery	75	—	—	Barley	66	—	191
Agricultural implements	68	—	—	Barytes	84	—	—
" machinery	75	—	—	Baskets and basketware	56	—	—
Ajama seeds	—	—	133	Beads and false pearls	66	—	—
Ajwan seeds	—	—	133	Beams, pillars, girders, and bridgework of iron or steel	79	—	—
Ale, beer, and porter	72	—	—	Bedsteads	65	—	—
Alizarine dyes	68	107	—	Beer, ale, and porter	72	—	—
Almonds	64	—	—	Belting, for machinery : Of leather	56	—	—
Aloes	62	—	118	Of other materials	56	—	—
Aluminous sulphates (including Alum)	58	—	117	Benjamin, gum	67	108	—
Aluminium	77	—	—	Betselnuts	91	—	136
Ammonia and Salts thereof	58	—	—	Bicarbonate of soda	59	—	—
Ammunition (included with "Arms, &c.")	—	—	—	Biche de mer	87	—	132
Anchors and cables of iron or steel	79	110	—	Billets and slabs—Blooms, Ingots (steel)	81	—	—
Angle, bolt, and rod of iron	78	110	—	Biscuits of all kinds	87	—	—
" and spring of steel	81	—	—	Blankets (cotton)	95	—	—
Aniline dyes	63	107	—	Blasting fuse	55	—	—
Animal fat (included with "Tallow and stearine")	—	—	—	" gelatine	55	—	—
Animal oils	83	—	129	Bleaching materials	59	—	—
Animals, living :	—	—	—	Block tin, unwrought	81	111	—
Cattle (except sheep and goats)	—	—	115	Blooms—Ingots, billets and slabs (steel)	81	—	—
Horses	54	106	115	Boats—Launches and (included with ships, parts of, &c.)	75	—	—
Sheep and goats	—	—	115	Boilers (machinery)	78	110	—
Other kinds	54	—	115	Bolt, angle and rod (iron)	79	—	—
Apparatus (included with "Instruments, &c.")	—	—	—	Bolts and nuts of iron or steel	—	—	127
Apparel :	—	—	—	Bones, Animal, for manure	55	—	—
Apparel (including drapery, uniforms, and accountrements)	54	—	—	Bonnets, hats, caps, and hatter's ware	—	—	—
Gold and silver thread	54	—	—	Books, printed, and printed matter (including maps and charts)	56	106	116
Hats, caps, bonnets, and hatters' ware	55	106	116	Boots and shoes	—	106	116
Lametta	55	—	—	Of leather	56	—	—
Second-hand clothing	55	—	—	Of other materials	56	—	—
Water-proofed clothing	55	—	—	Borax	59	—	117
Appliances (included with "Instruments, &c.")	—	—	—	Bottled provisions, canned and	98	—	—
Arabic, gum	67	108	124	Bottles, glass	66	—	—
Arms, Ammunition, and Military Stores :	—	—	—	" soda water	66	—	—
Cartridge cases :	—	—	—	Boxes, strong, and safes of metal	89	—	—
Filled	55	—	—	Brails, woollen	102	—	—
Empty	55	—	—	Bran, fodder and pollards	64	—	120
Explosives :	—	—	—	Brandy	72	—	—
Blasting fuse	55	—	—	Brass (for details see under "Metals")	—	—	—
" gelatine	55	—	—	Braziers and sheets (copper)	78	—	—
Dynamite	55	—	—	Bricks, tiles, ingots, cakes, and, of unwrought copper	78	110	—
Gelatine dynamite	55	—	—	Bricks (not of copper)	57	—	116
Others	55	—	—	Bridgework. Beams, pillars, girders, and, of iron or steel	79	—	—
Firearms and parts thereof	56	106	—	Bridgework (railway materials)	89	—	—
Gunpowder, common	56	—	—	Brimstone, sulphur	60	—	—
" sporting	56	—	—	Bristles	57	—	116
Other sorts	56	106	—	Bristles and fibre for brushes and brooms	57	—	116
Arsenic and its oxides	58	—	117	Bronze, see Brass.	—	—	—
Art, works of (other than pictures)	56	106	116	Brushes and brooms	57	—	—
Articles of stone and marble	92	—	—	Buckets of tinned or galvanised iron	68	—	—
" exported by post	—	—	—	Buffalo hides, raw	—	—	124
" imported by post	105	—	—	" tanned or dressed	—	—	126
Artificial and mineral manures	76	—	—	Builder's hardware, such as locks, hinges, &c.	68	—	—
Asafetida	62	107	118	Building and engineering materials, other than of iron, steel, or wood :	—	—	—
Asphalt	57	—	—	Asphalt	57	—	—
				Bricks	57	—	116
				Cement	57	—	—
				Chalk and lime, excluding French chalk	57	—	116
				Clay	57	—	—
				Pipes of earthenware	57	—	116
				Tiles	57	—	116
				Other kinds	57	—	116
B							
Bacon and hams	87	—	132				
Bags, gunny (jute)	101	—	142				
" and sacks of flax	100	—	—				
" of hemp	100	—	—				
Bags and trunks (leather)	72	—	—				
Bádra, Jáwar and	—	—	121				

ARTICLES.	IMPORT TABLE.	EXPORT TABLES.		ARTICLES.	IMPORT TABLE.	EXPORT TABLES.	
		Foreign merchandise.	Indian merchandise.			Foreign merchandise.	Indian merchandise.
	Page	Page	Page		Page	Page	Page
Butter	87	—	152	Chemicals and chemical preparations, &c. :			
Button lac	—	—	126	Acids :			
C				Nitric	58	—	—
Cabinetware, furniture and (see details under Furniture and Cabinetware).				Sulphuric	58	—	—
Cables, anchors and, of iron or steel	79	110	—	Other sorts	58	—	—
Cables, electric wires and	70	—	—	Aluminous sulphates (including alum)	58	—	117
Cakes, biscuits and	87	—	—	Ammonia and salts thereof	58	—	—
" tiles, ingots, bricks and slabs of unwrought copper	78	110	—	Arsenic and its oxides	58	—	117
Calcium carbide	59	—	—	Bleaching materials	59	—	—
Calf skins, raw	—	—	124	Carbide of calcium	59	—	—
Cambrics (grey and white), (included with "Jaconets, &c.")				Copperas	59	—	—
Cambrics, including madapolams, muslins, mulls, and jaconets (coloured, printed, or dyed)	98	—	—	Disinfectants	59	—	—
Camphor	62	—	118	Potassium compounds :		106	—
Candles of all kinds	58	—	117	Cyanide of potassium	59	—	—
Canes and rattans	58	—	117	Saltpetre	59	—	217
Canned and bottled provisions	88	—	—	Other sorts	59	—	117
Canvas :				Soda compounds :			
Cotton	96	—	139	Bicarbonate of soda	59	—	—
Flax	100	—	—	Borax (including boracic acid)	59	—	117
Jute	100	—	142	Caustic soda	59	—	—
Caps, hats, bonnets, and hatter's ware	55	—	—	Sodium carbonate (soda ash and soda crystals)	59	—	—
Carbide of calcium	59	—	—	Soda, other sorts	59	—	—
Cardamoms	92	—	136	Sulphur	60	—	—
Cardboard, pasteboard, millboard, and, of all kinds	86	—	—	Other sorts of chemicals	60	—	117
Cards, playing	103	—	—	Chillies	92	—	186
Carpets and rugs, woollen	102	—	144	China grass, rhea, ramie, or	—	—	143
Carriages and carts (excluding railway carriages) and parts thereof :				Chinese and Japanese ware (including lacquered-ware but excluding earthen-ware and porcelain)	60	106	—
Carriages and carts	58	106	117	Chintz, prints and, coloured	98	—	—
Parts of carriages and carts	58	—	117	Chocolate, cocoa and	88	—	—
Carriages and waggons and parts thereof, railway	89	—	—	Chromite (chrome iron ore)	—	—	128
Cars, motor	82	—	—	Chutnies, pickles, sauces and condiments	88	—	132
Cartridge cases :				" and condiments	—	—	—
Filled	55	—	—	Cider and other fermented liquors	72	—	—
Empty	55	—	—	Cigarettes	103	—	—
Carts, carriages and (excluding railway carriages) and parts thereof (for details see under "Carriages and Carts").				Cigars	103	—	146
Cassia	92	—	—	Cinchona bark	—	—	118
" lignea	62	107	—	Cinnamon	92	—	—
Cast steel	81	—	—	Claret	73	—	—
Castor cake	—	—	131	Clay	57	—	—
" oil	84	—	130	Clocks and watches and parts thereof :			
" seeds	90	—	133	Clocks and timepieces	60	106	—
Cattle (except sheep and goats)	—	—	115	Watches	60	—	—
Caustic soda	59	—	—	Parts of clocks and watches	60	—	—
Cement	57	—	—	Cloth, gunny (jute)	101	—	143
Chádars :				" hemp	100	—	—
Grey	96	—	139	Cloves	92	112	—
White	97	—	—	Coal :			
Coloured, printed, or dyed	98	—	—	Coal	60	—	117
Chairs and fishplates, rails :				Coke	60	—	117
(Iron or steel) (excluding those for railways)	80	—	—	Patent fuel	61	—	—
(Iron or steel) for railways	89	—	—	Coal-mining machinery	75	—	—
Chalk and lime	57	—	116	Coal tar dyes—for details see under "Dyeing and Tanning substances."			
" French	58	—	—	Cocaine	62	—	—
Champagne and other sparkling wines	73	—	—	Cochineal	62	—	—
Channel, bars and, of iron	79	—	—	Cocoa and chocolate	88	—	—
" of steel	81	—	—	Cocoanuts	64	—	120
" of iron or steel	—	110	—	Cocoanut cake	—	—	131
Charts (included with "Books and printed matter").	—	—	—	" kernel or copra	90	—	134
Chasam or waste silk	—	—	144	" oil	84	—	130
Checks, spots, and stripes of cotton cloth, white (bleached)	97	—	—	Cocoons	—	—	144
Checks, spots, and stripes of cotton cloth (coloured, printed, or dyed)	98	—	—	Coffee, other than roasted or ground	61	106	118
Cheese (including canned)	87	—	132	Coir, manufactured (excluding rope)	61	—	118
				unmanufactured	61	—	118
				Coke	60	—	117
				Colours, Paints and (included with "Paints and Painters' Materials").			
				Compositions, Paints, solutions and	84	—	—
				Composition, Polishes and, for application to leather	86	—	—
				" Polishes and, for application to metals	86	—	—
				Condensed and preserved milk (including Milk Cream)	88	—	—
				Condiments, Pickles, chutnies, sauces and	88	—	—
				Confectionery	93	112	136
				Copper (for details see under "Metals").			
				Copperas	59	—	—
				Copra, coconut kernel or	90	—	134
				Coral	61	107	—

ARTICLES.	IMPORT TABLE.	EXPORT TABLES.		ARTICLES.	IMPORT TABLE.	EXPORT TABLES.	
		Foreign merchandise.	Indian merchandise.			Foreign merchandise.	Indian merchandise.
Firearms and parts thereof	Page 56	Page 106	Page —	Glass and Glassware—cont.	Page 66	Page 108	Page 121
Firewood	105	—	145	Sheet and plate	66	—	—
Fireworks	63	—	—	Tableware (including decanters, &c.)	66	—	—
Fish (excluding canned fish):				Other glassware	66	—	—
Fish, dry, salted	64	—	120	Goats	—	—	115
" unsalted	63	—	120	Goat skins (dressed or tanned)	—	—	127
Fishmaws and sharkfins	64	107	120	" (raw)	—	—	125
Fish, wet salted (<i>ngapi</i>)	64	—	120	Gold and silver plate (jewellery)	71	109	126
Other sorts	64	107	—	" thread	54	—	—
Fish manure and guano	—	—	123	Goods of silk mixed with other materials	101	—	144
Fishplates, Rails and chairs (steel or iron) excluding those for railways	80	—	—	Grain, Pulse, and Flour	—	108	—
Fishplates, Rails and, of steel and iron (for railways)	89	—	—	Barley	66	—	121
Fittings, Umbrella	104	—	—	Gram	—	—	121
" pipes and, cast (iron or steel)	80	110	—	Jáwar and Bájra	—	—	121
" tubes and, wrought (iron or steel)	80	111	—	Maize	—	—	121
Flax:				Oats	66	—	122
Raw	99	—	141	Pulse	67	—	122
Twist and yarn	99	—	—	Rice in the husk	67	—	122
Manufactures:				" not in the husk	67	—	122
Bags and sacks	100	—	—	" flour	—	—	123
Canvas	100	—	—	" flour	67	—	123
Piece goods	100	114	141	Other sorts	67	—	123
Thread, sewing	100	—	—	Gram	—	—	121
Other sorts	100	—	—	Grease (included with "Tallow and stearine")	—	—	—
Floor-cloth, Oil-cloth and	84	—	—	Gronndnut cake	—	—	131
Flour mill machinery	75	—	—	" oil	84	—	130
Flour, rice	—	—	123	" seeds	90	—	134
wheat	67	—	123	Guano, Fish manure and	—	—	128
Fodder, bran, and pollards (excluding oilcake):	64	—	—	Gums and Resins:			
Bran and pollards	—	—	120	Arabic	67	108	124
Other sorts	—	—	120	Benjamin	67	108	—
Food, farinaceous and patent	88	—	—	Olibanum or frankincense	67	108	—
Frankincense, Olibanum or	67	108	—	Rosin	67	108	—
French chalk	58	—	—	Other sorts	67	108	124
Fruits and Vegetables:				Gunny bags (jute)	101	—	142
Fruits:				" cloth	101	—	143
Cocoanuts	64	—	120	Gunpowder, common	56	—	—
Other sorts	64	107	120	" sporting	56	—	—
Fresh vegetables of all kinds	64	—	120				
Fruits and vegetables: dried, &c.:				H			
Almonds	64	—	—	Haberdashery and millinery	100	114	142
Currants and raisins	65	—	—	Hair of all kinds	68	—	—
Dates	65	107	121	Hair, Manufactures of	68	—	—
Other sorts	65	107	—	Hams, Bacon and	87	—	132
Fuel oils	88	—	—	Handkerchiefs and shawls in the piece (cotton)	96	113	139
Fuel, patent	61	—	—	Hardware and Cutlery, including plated ware	—	—	124
Funnels, globes, and glass parts of lamps	66	—	—	Hardware, excluding cutlery and electro-plated ware:			
Furniture, and Cabinetware:				Agricultural implements	68	—	—
Bedsteads	65	—	—	Buckets of tinned or galvanised iron	68	—	—
Furniture of wood (other than bedsteads)	65	108	121	Builder's hardware, such as locks, &c.	68	—	—
Furniture of other materials (other than bedsteads)	65	—	—	Domestic hardware (other than enamelled ironware)	68	—	—
Mouldings	65	—	—	Enamelled ironware	68	—	—
Fuse, blasting	55	—	—	Implements and tools (other than agricultural implements, &c.)	68	108	—
				Lamps, metal	68	—	—
G				" glass	68	—	—
Galangal	62	—	118	Parts of lamps, other than glass	68	—	—
Galvanised iron or steel, sheets and plates of	80	110	—	Lampware	69	—	—
Gambier, Cutch and	62	—	119	Safes and strong boxes of metal	69	—	—
Games, Toys and requisites for—and sports	103	115	145	Other sorts	69	—	—
Gelatine dynamite	55	—	—	Harmoniums, Organs and	70	—	—
Generators	74	—	—	Harness, Saddlery and	72	—	127
German-silver	78	—	—	Hats, caps, bonnets, and hatter's ware	55	—	—
Ghi	88	—	182	Hatters' ware, Hats, caps, bonnets, and Hay (included with "Fodder, &c.")	55	—	—
Gin	73	—	—				
Ginger	92	—	186	Hemp, manufactures of (excluding cordage):			
Girders, Beams, pillars, and bridgework of iron or steel	79	—	—	Bags and sacks	100	—	—
Glass and glassware:				Cloth	100	114	142
Bangles	65	—	—	Hemp, raw	100	—	142
Beads and false pearls	66	—	—	Hides and Skins, raw:			
Bottles and phials:				Hides, raw:			
Sodawater bottles	66	108	121	Buffalo hides	—	—	124
Others	66	—	—	Cow hides	—	—	124
Funnels, globes, and glass parts of lamps	66	—	—	Calf skins	69	—	124
				Other hides	—	—	124

ARTICLES.	IMPORT TABLE. Page	EXPORT TABLES.		ARTICLES.	IMPORT TABLE. Page	EXPORT TABLES.	
		Foreign merchandise. Page	Indian merchandise. Page			Foreign merchandise. Page	Indian merchandise. Page
Locomotive engines and tenders (railway) and parts thereof	89	—	—	Metals and Ores—cont.			
Locomotives (excluding those for railways)	74	—	—	Copper :			
Longcloth and shirtings :				Ore	78	—	128
Gray	96	—	140	Old, for re-manufacture	—	—	—
White	97	—	—	Unwrought :			
Lubricating oils	83	—	—	Tiles, ingots, cakes, bricks, and slabs	78	110	—
				Other sorts	78	—	—
				Wrought :			
				Braziers and sheets	78	—	128
				Mixed or yellow metal, for sheathing	78	110	—
				Wire, excluding wire of telegraph, &c.	78	—	—
				Other manufactures	78	110	—
				German-silver	78	—	—
				Iron :			
				Ore	78	—	—
				Pig	78	—	—
				Manufactures :			
				Angle, bolt, and rod	78	—	—
				Bars and channels	79	—	—
				Rice bowls	79	—	—
				Iron or steel :			
				Ore	—	—	128
				Pig	—	—	128
				Manufactures :			
				Anchors and cables	79	110	—
				Angle, bolt, and rod	—	110	—
				Bars and channel	—	110	—
				Beams, pillars, girders, and bridgework	79	—	128
				Bolts and nuts	79	—	—
				Galvanised (other than sheets, plates, and wire)	—	—	—
				Hoops and strips	79	110	—
				Nails, rivets, and washers	79	110	—
				Old, for re-manufacture	79	110	128
				Pipes and fittings, cast	80	110	—
				Rails, chairs, and fishplates (excluding those for railways)	80	—	—
				Screws	80	110	—
				Sheets and plates, galvanised	80	110	—
				" " tinned	80	110	128
				" " not galvanised or tinned	80	111	—
				Tubes and fittings, wrought	80	111	—
				Wire	80	111	—
				Other manufactures of iron, or steel	80	111	—
				Steel :			
				Angle and spring	81	—	—
				Bars and channel	81	—	—
				Cast	81	—	—
				Ingots, blooms, billets, and slabs	81	—	—
				Lead :			
				Unwrought :			
				Ore	81	111	—
				Pig	81	—	—
				Other sorts	81	—	—
				Wrought :			
				Sheets, pipes and tubes	81	—	128
				Sheets for tea chests	81	—	—
				Other sorts	81	—	—
				Manganese Ore	—	—	128
				Quicksilver	81	111	—
				Solder	81	—	—
				Tin :			
				Ore	—	—	129
				Unwrought (block)	81	111	—
				Wrought (including plates or sheets, not tinned iron)	82	—	129
				Zinc or Spelter :			
				Unwrought	82	—	—
				Wrought or manufactured	82	—	129
				Other sorts	82	—	—
				Unenumerated metals	82	111	129
				ores	82	—	129
				Methylated spirit	73	—	—
				Mica	—	—	129
				Milk, condensed and preserved	88	—	—
				Military stores (included with "Arms, &c.")	—	—	—
				Millboard, Pasteboard, and cardboard of all kinds	86	111	—
				Millinery, haberdashery and	100	114	142

ARTICLES.	IMPORT TABLE.	EXPORT TABLES.		ARTICLES.	IMPORT TABLE.	EXPORT TABLES.	
		Foreign merchandise.	Indian merchandise.			Foreign merchandise.	Indian merchandise.
Millwork, Machinery and (for details see under "Machinery and Mill-work").	Page	Page	Page	Opium	Page	Page	Page
Mineral manures	76	—	—	Optical instruments	84	—	131
" oils (for details see under "Oils").	—	—	—	Ore :	70	109	—
Mining machinery	75	—	—	Copper	—	—	128
Mixed or yellow metal, for sheathing	78	110	—	Iron	78	—	128
Molasses	93	—	—	Lead	81	111	—
Motor cars and motor cycles and parts thereof :	—	—	—	Manganese	—	—	128
Motor cars	82	—	—	Tin	—	—	129
" cycles	82	—	—	Unenumerated	82	—	129
" wagons	82	—	—	Organs and harmoniums	70	—	—
Parts and accessories	83	—	—	Ornamental wood (for details see under "Wood").	—	—	—
Motor machinery	74	—	—				
Mouldings	65	—	—	P			
Mowa or mowra seed	—	—	134	Packing—engine and boiler—of all kinds (including asbestos)	84	—	—
Mulls :	—	—	—	Packing paper	85	—	—
(Grey and white) (included with "Jaconets, &c.")	—	—	—	Paints and painters' materials :	—	—	—
(Coloured) (included with "Cambrics, &c.")	—	—	—	Paints and colours :	—	111	—
Musical instruments	70	109	—	Barytes	84	—	—
Muslins (coloured) (included with "Cambrics, &c.")	—	—	—	White and red lead	84	—	—
" (white) (included with "Jaconets, &c.")	—	—	—	Other sorts	84	—	—
Mustard seed	90	—	134	Painters' materials :	—	—	131
" or rape oil	84	—	130	Graphite	—	—	—
Myrobalans	—	—	119	Turpentine	85	—	—
				Other kinds	85	—	—
N				Other paints and colours	—	—	—
Nails, rivets, and washers of iron or steel	79	110	—	Paints, solutions and compositions (Petroleum)	84	—	—
Nainsooks (white)	97	—	—	Paper mill machinery	75	—	—
Natural science. Specimens illustrative of	91	—	186	Paper and Pasteboard :	—	—	—
Net, Lace and patent (cotton)	96	—	—	Packing paper	85	—	—
Ngapi. Fish, wet, salted	64	—	120	Printing paper	85	—	—
Niger seed	—	—	134	Writing paper and envelopes	85	—	—
Nitric acid	58	—	—	Other kinds of paper	85	111	—
Noils. Silk Yarn, and warps	101	—	—	Pasteboard, millboard, and cardboard of all kinds	80	—	—
Nutmegs	92	—	—	Paper making materials :	—	—	—
Nuts, Bolts and (iron or steel)	79	—	—	Pulp of wood or other materials	86	—	—
Nux vomica (Strychnia)	—	—	118	Rags and other materials	86	—	—
				Paraffin wax	86	—	132
O				Parasols (included with "Umbrellas").	—	—	—
Oats	66	—	121	Pasteboard, millboard, and cardboard of all kinds	86	—	—
Oilcakes	84	—	—	Patent foods, farinaceous and	88	—	—
Castor cake	—	—	131	Patent fuel	61	—	—
Coconut cake (Punac)	—	—	131	Patent medicines, proprietary and	62	—	—
Cotton cake	—	—	131	Patent net, lace and (cotton)	96	—	—
Groundnut cake	—	—	131	Pearls, Beads and false	66	—	—
Linseed, rape, and sesamum cake	—	—	131	Pearls (unset), Precious stones and	80	111	132
Others	84	—	131	Pepper	92	—	136
Oil-cloth and floor-cloth	75	—	—	Perfumed spirit	78	—	—
Oil crushing and refining machinery	—	—	—	Perfumery	86	111	132
Oils :	—	—	—	Petroleum (for details see under "Oils").	—	—	—
Animal	83	—	129	Petroleum, dangerous, other than paints, &c.	83	—	—
Essential :	—	—	—	Phials (see under "Bottles").	—	—	—
Lemongrass oil	83	—	129	Philosophical apparatus and appliances	71	109	—
Other sorts	83	—	129	Photographic apparatus and appliances	70	109	—
Mineral :	—	—	—	Photographs and picture postcards	87	—	—
Fuel oils	83	—	—	Pianos and piano players	70	—	—
Kerosene (in bulk)	83	—	129	Pickles, chutnies, sauces, and condiments	88	—	132
" (in tins)	83	—	—	Pictures (see "Prints, engravings, and pictures").	—	—	—
Lubricating oils	83	—	—	Picture postcards, photographs and	87	—	—
Petroleum :	—	—	—	Piece Goods :	—	—	—
Dangerous, other than dangerous paints, solutions or compositions	83	111	—	Cotton (for details see under "Cotton, piece goods").	—	—	—
Paints, solutions, and compositions, dangerous	84	—	—	Flax	100	—	—
Other kinds	84	—	130	Silk	101	114	144
Vegetable, non-essential :	—	—	—	Woolen	102	114	144
Castor	84	—	130	Pig iron	78	—	128
Coconut	84	—	130	lead	81	111	128
Cotton seed	84	—	130	Pillars, beams, girders, and bridgework of iron or steel	79	—	—
Groundnut	84	—	130	Pinewood, deal and	104	—	—
Linseed	84	—	130	Pipes and fittings, cast (iron or steel)	80	110	—
Mustard or rape	84	—	130	" sheets, and tubes of lead	81	—	—
Sesamum (til or finjili)	84	—	130	Pipes of earthenware	87	—	116
Other sorts	84	—	130	Pitch, tar, and dammer	86	—	86
Oilbanum and frankincense	67	108	—	Plants, living	86	—	132
				Plate, of gold and silver (jewellery)	71	109	126
				Plated ware (included with "Hardware and Cutlery").	—	—	—
				Plate, sheet and, of glass	66	—	—
				" jewellery and	71	109	126

ARTICLES.	EXPORT TABLES.			ARTICLES.	EXPORT TABLES.		
	IMPORT TABLE.	Foreign merchandise.	Indian merchandise.		IMPORT TABLE.	Foreign merchandise.	Indian merchandise.
	Page	Page	Page		Page	Page	Page
Plates, Sheets and, of galvanised iron or steel -	80	110	—	Raisins, Currants and	65	—	—
Plates, sheets and, of tinned iron or steel	80	110	—	Ramie, Rhea or China grass	—	—	143
" " " of iron or steel, not galvanised or tinned	80	111	—	Rape, Mustard or, oil	84	—	180
Plates or sheets of tin (not tinned iron)	82	—	—	" cake (see "Linseed, rape, and sesamum cake").	—	—	—
Playing cards	103	—	—	Rape seed	90	—	185
Polishes and composition for application to leather	86	—	—	Rattans, Canes and	58	—	117
Polishes and composition for application to metals	86	—	—	Red lead, White and	84	—	—
Pollards (see "Fodder, &c.")	—	—	—	Refining machinery, Oilcrushing and	75	—	—
Poppy seed	90	—	185	Refrigerating machinery	75	—	—
Porcelain, Earthenware and	63	107	119	Requisites for games and sports (see under "Toys and requisites, &c.")	—	—	—
Port	73	—	—	Requisites, Smokers'	91	—	—
Porter, ale, beer, and	72	—	—	" Toilet (not specified elsewhere)	103	—	—
Post, Articles (not specified) exported by	—	115	146	Resins, Gums and (for details see under "Gums and resins").	—	—	—
Post, Articles (not specified) imported by	105	—	—	Rhea, Ramie or China grass	—	—	143
Potassium, cyanide of	59	—	—	Rice bowls of iron	79	—	—
Precious stones and pearls, unset	86	111	132	" flour	—	—	123
Preserved, Milk, condensed and	88	—	—	" in the husk	67	—	122
Preserved, Fruits and vegetables, dried, salted or (for details see under "Fruits and vegetables").	—	—	—	" not in the husk	67	—	122
Presses, printing and lithographing	87	—	—	Rice and flour mill machinery	75	—	—
Prime movers (for details see under "Machinery").	—	—	—	Rivets, Nails, and washers of iron or steel	79	110	—
Printed matter, Books and	56	106	116	Rod, Angle, bolt, and, iron	78	110	—
Printers (grey)	97	—	—	Rope, cotton	99	—	—
Printing and lithographing machinery and materials (other than paper):	—	—	—	" and twine (jute)	101	—	143
Printing and lithographing presses	87	—	—	" (of vegetable fibre, excluding jute cotton), Cordage and	61	—	118
Printing type	87	—	—	Rose melloes, Storax, including liquid storax	62	—	—
Other materials	87	—	—	Rosin	67	108	—
Printing paper	85	—	—	Rubber, manufactures of	—	—	133
Prints and chintz (coloured)	98	—	—	Tubes for motor tyres	89	—	—
Prints, engravings, and pictures:	—	—	—	Tyres for motors and motor cycles	89	—	—
Photographs and picture postcards	87	112	—	Other manufactures	90	—	—
Others	87	—	—	Rubber, raw	89	—	153
Proprietary and patent medicines	62	—	—	Rugs (woollen), Carpets and	102	—	144
Provisions and Oilman's stores:	—	—	—	Rum	73	—	—
Bacon and hams	87	—	132				
Biche de mer	87	—	132	S			
Biscuits and cakes	87	—	—	Saccharin	93	—	—
Butter, including canned	87	—	132	Sacks, Bags and, of flax	100	—	—
Canned and bottled provisions	88	—	—	" Bags and, of hemp	100	—	—
Cheese, including canned	87	—	132	Saddlery and harness	72	—	127
Cocoa and chocolate	88	—	—	Safes and strong boxes of metal	69	—	—
Farinaceous and patent foods	88	—	—	Safety matches	77	—	—
Ghi	88	112	132	Safflower	—	—	119
Jams and jellies	88	—	—	Saffron	63	—	—
Lard	88	—	132	Salt	90	—	133
Milk, condensed and preserved, including milk cream	88	—	—	Salted fish, dry	64	—	120
Pickles, chutnies, sauces, and condiments	88	—	132	" " wet (ngapi)	64	—	120
Vinegar, excluding bottled vinegar	88	—	—	Salted or preserved. Fruits and vegetables, dried (for details see under "Fruits and vegetables").	—	—	—
Other sorts of provisions	88	—	132	Saltpetre	59	—	117
Pulp of wood or other material for making paper	86	—	—	Sandalwood	105	—	146
Pulse, Grain and Flour (for details see under "Grain, pulse, and flour").	—	—	—	Saris (grey and white, included with "Dhutis, &c.")	—	—	—
Pulse	67	—	121	Saris and scarves, coloured	98	—	—
				Sarsaparilla and preparations	62	—	—
Q				Sauces, Pickles, chutnies, and condiments	88	—	—
Quicksilver	81	111	—	Saw mill and wood working machinery	75	—	—
Quinine and its alkaloids	62	—	—	Sawa or dil seed	—	—	133
				Scarves (grey and white, included with "Dhutis, &c." and coloured included with "saris").	—	—	—
R				Scientific apparatus and appliances	71	109	—
Rags and other materials for making paper	86	—	—	Screws, of iron or steel	80	110	—
Rails, chairs, and fishplates of steel or iron, excluding those for railways	80	—	—	Second hand clothing	55	—	—
Rails and fish plates (for railways)	89	—	—	Seed-lac	71	—	126
Railway plant and rolling stock:	—	—	—	Seeds:	—	—	—
Carriages and wagons and parts thereof	89	—	—	Oil seeds:	—	—	—
Locomotive engines and tenders and parts thereof	89	—	—	Essential:	—	—	—
Materials for construction:	—	—	—	Ajama	—	—	133
Bridge work	89	—	—	Ajwan	—	—	133
Rails, chairs, and fishplates of steel and iron	89	112	133	Coriander	—	—	133
Sleepers and keys of steel and iron	89	—	—	Cummin	—	—	133
Sleepers of wood	89	—	—	Fennel	—	—	133
Other kinds of materials	89	—	—	Fenugreek	—	—	133
				Sawa or dil	—	—	133
				Other sorts	—	—	133

ARTICLES.	IMPORT TABLE.	EXPORT TABLES.		ARTICLES.	IMPORT TABLE.	EXPORT TABLES.	
		Foreign merchandise.	Indian merchandise.			Foreign merchandise.	Indian merchandise.
Seeds—cont.	Page	Page	Page		Page	Page	Page
Oil seeds—cont.							
Non-essential :							
Castor	90		133	Sodium carbonate (soda ash and soda crystals)	59	—	—
Copra or coconut kernel	90		134	Solder	81	—	—
Cotton	90		134	Solutions and compositions, Paints	84	—	—
Groundnuts	90		134	Sparkling wines, champagne and other	73	—	—
Linseed	90		134	Specimens illustrative of natural science	91	—	136
Mowra or mowra	—		134	Spelter, zinc or (for details, see under "Metals").			
Mustard	90	112	134	Spices :			
Niger	—		134	Betelnuts	91	—	136
Poppy	90		135	Cardamoms	92	—	136
Rape	90		135	Cassia	92	—	—
Sesamum (till or jinjili)	90		135	Chillies	92	—	130
Tea	90		135	Cinnamon	92	—	—
Others	90		135	Cloves	92	112	—
Other than oil seeds	90		135	Ginger	92	—	136
Senna	—		118	Nutmegs	92	—	—
Sesamum cake (see "Linseed, rape and sesamum cake").				Pepper	92	—	136
" oil	84	—	130	Other sorts	92	112	136
" seeds	90	—	135	Spirit (for details see under "Liquors").			
Sewing and knitting machines	75	—	—	Spots, checks, and stripes, cotton (white)	97	—	—
" thread (cotton)	99	114	141	" " " " (coloured, &c.)	98	—	—
" " (flax)	100	—	—	Spring, angle, and, of steel	81	—	—
" " (silk)	101	—	—	Starch and farina	92	—	—
Sharkfins, Fishmaws and	64	107	120	Stationery (excluding paper)	92	112	130
Shawls, woollen	102	—	144	Steam engines and parts (for details see under "Machinery and millwork").			
" Handkerchiefs and, in the piece (cotton)	96	113	139	Stearine, tallow and, including grease and animal fat	93	—	137
Sheep and goats	—	—	115	Steel (for details see under "Metals").			
Sheep skins (dressed or tanned)	—	—	127	Stick-lac	71	—	126
" " (raw)	—	—	125	Sticks and whips	92	—	—
Sheet and plate glass	66	—	—	Stone and marble	92	—	136
Sheetings :				" " articles of	92	—	—
Grey	97	—	—	Stones, precious, and pearls (unset)	86	111	132
White	98	—	—	Storax, including liquid storax (rose melloes)	62	—	—
Sheets, Braziers and, of copper and other manufactures of copper, wrought	78	—	—	Straw (included with "Fodder, &c.").			
" of lead for tea-chests	81	110	—	Stripes, checks, spots, and, of cotton cloth (white)	97	—	—
" pipes, and tubes of lead	81	—	—	Stripes, checks, spots, and, of cotton cloth (coloured, &c.)	98	—	—
Sheets and plates (of iron or steel) galvanised	80	110	—	Strips, hoops and (iron or steel)	79	110	—
" " " tinned	80	110	—	Sugar :			
" " " not galvanised or tinned	80	111	—	Sugar, 16 Dutch Standard and above	93	112	136
Sheets, plates or, of tin (not tinned iron)	82	—	—	Sugar, 15 Dutch Standard and below	93	112	137
Shell-lac	—	—	126	Molasses	93	—	—
Shells and cowries :				Confectionery	93	112	136
Cowries	91	—	—	Saccharin	93	—	—
Shells :				Sugar Machinery	76	—	—
Chanks, sankhli, &c.	91	112	135	Sulphur	60	—	—
Tortoise-shell	91	—	—	Sulphuric acid	58	—	—
Sherry, Madeira, and Marsala	74	—	—	Sunshades (included with "Umbrellas").			
Ships, parts of	91	112	135	Surgical instruments	71	—	—
Shirtings (coloured)	99	—	—				
" longcloth and (grey)	96	—	140				
" " (white)	97	—	—				
Shoes (see Boots and Shoes).	—	—	144				
Silk, Chasam or waste	—	—	144				
" Cocoons	—	—	144				
" manufactures of :							
" Piece goods	101	114	144				
" Goods of silk mixed with other materials	101	—	144				
" Silk yarn, noils and warps	101	—	144				
" Thread for sewing	101	114	144				
" Other sorts	102	114	143				
" raw	101	114	144				
" waste	101	—	126				
Silver, Plate of gold and thread. Gold and	71	109	—				
" " " "	54	—	—				
Skins, raw (see "Hides and skins").	—	—	—				
" tanned or dressed (see "Leather").	—	—	—				
Slabs, blooms, ingots, billets and (steel)	81	—	—				
Sleepers and keys of steel and iron	89	—	—				
" of wood	89	—	—				
Smokers' requisites (excluding tobacco)	91	—	—				
Soap	—	112	—				
Household and laundry soap in bars or tablets	91	—	—				
Toilet soap	91	—	—				
Other sorts	91	—	—				
Soda compounds (for details see under "Chemicals").	—	—	—				
Sodawater bottles	66	—	—				

ARTICLES.	IMPORT TABLE.	EXPORT TABLES.		ARTICLES.	IMPORT TABLE.	EXPORT TABLES.	
		Foreign merchandise.	Indian merchandise.			Foreign merchandise.	Indian merchandise.
	Page	Page	Page		Page	Page	Page
Telephones, materials for construction and accessories	94	—	—	Vegetables, Fruits and, dried, salted, or preserved (for details see under "Fruits and Vegetables").	64	—	120
Textile machinery (for details see under "Machinery and millwork").				Vegetables, fresh, of all kinds			
Textiles:				Vegetable oils (for details see under "Oils").	88	—	—
Cotton (for details see under "Cotton").				Vinegar (excluding bottled vinegar)			
Flax (for details see under "Flax").	100	114	142				
Haberdashery and millinery				W			
Hemp (for details see under "Hemp").				Wagons, carriages and, and parts thereof (railways)	89	—	—
Jute (for details see under "Jute").				Wagons, motor	82	—	—
Silk (for details see under "Silk").				Warps, silk yarns; nolls and	101	—	—
Wool (for details see under "Wool").				Washers, nails, rivets, and, of iron or steel	79	110	—
Thread, gold and silver	54	—	—	Waste cotton	94	—	—
Thread, sewing:				silk	101	—	144
Cotton	99	114	141	Watches, clocks, and (see details under "Clocks, &c.").			
Flax	100	—	—	Waterproofed clothing	55	—	—
Silk	101	—	—	Wax:			
Til or jinjili (sesamum) oil	84	—	130	Of all kinds (other than paraffin)	104	—	145
seeds	90	—	135	Paraffin	86	—	132
Tiles, ingots, cakes, bricks and slabs of unwrought copper	78	110	—	Wheat	67	—	123
Tiles (not of copper)	57	—	116	flour	67	—	123
Timber (see details under "Wood and timber").				Whips, sticks and	92	—	—
Timepieces, clocks and	60	—	—	Whisky	73	—	—
Tin (for details see under "Metals").				White and red lead	84	—	—
Tinned iron, sheets and plates of	80	110	—	Wines (for details see under "Liquors").			
Tobacco, unmanufactured	103	—	145	Wire, copper, excluding wire of telegraph, &c.	78	—	—
manufactured:				Wires and cables, electric	70	—	—
Cigars	103	115	145	Wire, iron or steel	80	111	—
Cigarettes	103	—	—	Wood and timber:			
Other sorts	103	—	—	Timber other than railway sleepers:			
Toilet requisites (not specified elsewhere)	103	—	—	Deal and pine wood	104	—	—
Toilet soap	91	—	—	Jarrah wood	104	—	—
Tortoise-shell	91	—	—	Teak wood	104	—	145
Towels in the piece (cotton)	99	—	—	Other timber	104	—	145
Toys and requisites for games and sports:		115	145	Firewood	105	115	145
Toys	103	—	—	Ornamental:			
Requisites for games and sports:				Ebony	105	—	145
Playing cards	103	—	—	Sandal	105	—	146
Other sorts	104	—	—	Other kinds	105	—	146
Trunks, bags and, (leather)	72	—	—	Wood, manufactures of	105	115	146
Tubes and fittings, wrought (iron or steel)	80	111	—	sleepers of	89	—	—
sheets, pipes and, of lead	81	—	—	Wood working, Saw mill and, machinery	75	—	—
(rubber) for motor tyres	89	—	—	Wool, manufactures of:			
Turmeric	—	—	119	Braids	102	—	—
Turpentine	85	—	—	Carpets and rugs	102	—	144
Twills:				Hosiery	102	—	—
White	98	—	—	Piece goods	102	114	144
Coloured	99	—	—	Shawls	102	—	144
Twine, rope and, of jute	101	—	143	Yarn and knitting wool	102	—	—
Twist and yarn:				Other sorts	103	114	144
Cotton	94	113	138	Wool, raw	102	114	144
Flax	99	—	141	Writing paper and envelopes	85	—	—
Jute	100	—	142				
Typewriters	76	—	—	Y			
parts and accessories	76	—	—	Yarn, Twist and:			
Tyres (rubber) for motor and motor cycles	89	—	—	Cotton	94	113	138
				Flax	99	—	141
U				Jute	100	—	142
Umbrellas, including parasols and sunshades	104	115	145	Yarn, nolls and warps, silk	101	—	—
Umbrella fittings	104	—	—	Yarn, and knitting wool	102	—	—
Uniforms (included with "Apparel, &c.").				Yellow metal, Mixed or, for sheathing	78	110	—
V				Z			
Vegetable fibre (excluding jute and cotton), cordage and rope of	61	—	118	Zinc or spelter (for details see under "Metals").			

ARTICLES.	EXPORT TABLES.		ARTICLES.	EXPORT TABLES.	
	IMPORT TABLE.			IMPORT TABLE.	
	Foreign merchandise.	Indian merchandise.		Foreign merchandise.	Indian merchandise.
	Page	Page		Page	Page
Milk, condensed and preserved	83	—	Oils—cont.		
Military stores (included with "Arms, &c.")	—	—	Vegetable, non-essential :		
Millboard, Pastebord, and cardboard of all kinds	81	106	Castor	79	126
Millinery, haberdashery and	95	109	Coconut	79	126
Millwork, Machinery and (for details see under "Machinery and Millwork")	—	140	Cotton seed	79	127
Mineral manures	71	—	Groundnut	79	127
" oils (for details see under "Oils")	—	—	Linseed	79	127
Mining machinery	74	—	Mustard or rape	79	127
Mixed or yellow metal, for sheathing	73	105	Sesamum (til or jinjili)	79	127
Molasses	88	—	Other sorts	79	127
Motor cars and motor cycles and parts thereof :			Olibanum and frankincense	63	103
Motor cars	77	—	Onions	—	116
" cycles	77	—	Opium	79	128
" wagons	77	—	Optical instruments	65	104
Parts and accessories	78	—	Ore :		
Motor machinery	69	—	Copper	—	124
" spirits : Benzine, Benzol, Petrol and other	—	126	Iron	73	124
Mouldings	60	—	Lead	76	106
Mowra or mowra seed	—	131	Manganese	—	125
Mulls :			Tin	—	125
(Grey) (included with "Jaconets, &c.")	—	—	Wolfram	—	125
(Coloured) (included with "Cambrics, &c.")	—	—	Unenumerated	77	106
(White)	92	—	Organs and harmoniums	65	—
Musical instruments	65	104	Ornamental wood (for details see under "Wood").		
Muslins (coloured) (included with "Cambrics, &c.")	—	—			
" (white) (included with "Jaconets, &c.")	—	—	P		
Mustard seed	85	131	Packing—engine and boiler—of all kinds (including asbestos)	79	—
" or rape oil	79	127	Packing paper	80	—
Myrobalans	—	114	Paints and painters' materials :		
			Paints and colours :		106
N			Barytes	79	—
Nails, rivets, and washers of iron or steel	74	105	White and red lead	79	—
Nainsooks (white)	92	—	Other sorts	79	—
Natural science. Specimens illustrative of	86	133	Painters' materials :		128
Net, Lace and patent (cotton)	91	—	Graphite	—	—
gapi, fish, wet, salted	59	—	Turpentine	80	—
Niger seed	53	—	Other kinds	80	—
Nitric acid	96	—	Other paints and colours	—	—
Noils, Silk Yarn, and warps	87	—	Paints, solutions and compositions (Petroleum)	79	—
Nutmegs	74	—	Paper mill machinery	70	—
Nuts, Bolts and (iron or steel)	—	113	Paper and Pastebord :		
Nux vomica (Strychnia)	—	—	Packing paper	80	—
			Printing paper	80	—
O			Writing paper and envelopes	80	106
Oats	61	117	Other kinds of paper	80	128
Oilcakes	79	—	Pasteboard, millboard, and cardboard of all kinds	81	—
Castor cake	—	127	Paper-making materials :		
Coconut cake (Punac)	—	127	Pulp of wood or other materials	81	—
Cotton cake	—	127	Rags and other materials	81	128
Groundnut cake	—	127	Paraffin wax	81	—
Linseed, rape, and sesamum cake	—	128	Parasols (included with "Umbrellas").	—	—
Others	79	—	Pasteboard, millboard, and cardboard of all kinds	81	106
Oil-cloth and floor-cloth	70	—	Patent foods, farinaceous and	83	—
Oil crushing and refining machinery	70	—	Patent fuel	55	—
Oils :			Patent medicines, proprietary and	57	—
Animal	78	125	Patent net, lace and (cotton)	91	—
Essential :			Pearls, Beads and false	61	—
lemongrass oil	78	125	Pearls (unset), Precious stones and	81	106
Other sorts	78	125	Pepper	87	133
Mineral :			Perfumed spirit	68	—
Benzine, Benzol, Petrol and other motor spirits	—	126	Perfumery	81	106
Fuel oils	78	—	Petrol, Benzine, Benzol and other motor spirits	—	128
Kerosene (in bulk)	78	126	Petroleum (for details see under "Oils").		
" (in tins)	78	—	Petroleum, dangerous, other than paints, &c.	78	—
Lubricating oils	78	—	Phials (see under "Bottles").	—	—
Petroleum :			Philosophical apparatus and appliances	66	—
Dangerous, other than dangerous paints, solutions or compositions	78	106	Phonographs (see "Talking machines").	—	—
Paints, solutions, and solutions, dangerous	79	—	Photographic apparatus and appliances	65	104
Other kinds	79	—	Photographs and picture postcards	82	—
			Pianos and piano players	65	—
			Pickles, chutnies, sauces, and condiments	83	129
			Pictures (see "Prints, engravings, and pictures")	—	—
			Picture postcards, photographs and	82	—
			Piece Goods :		
			Cotton (for details see under "Cotton, piece goods.")	94	—
			Cotton and artificial silk	95	—

m 8632

Session 1914. Price 9
 the three volume
 dices.

ARTICLES.	EXPORT TABLES.			ARTICLES.	EXPORT TABLES.		
	IMPORT TABLE.	Foreign merchandise.	Indian merchandise.		IMPORT TABLE.	Foreign merchandise.	Indian merchandise.
	Page	Page	Page		Page	Page	Page
Pig iron	73	—	124	R	—	—	—
Pig lead	76	106	124	Rags and other materials for making paper	81	—	—
Pillars, beams, girders, and bridgework of iron or steel	74	—	—	Rails, chairs, and fishplates of steel or iron, excluding those for railways	75	—	—
Pinewood, deal and	99	—	—	Rails and fish plates (for railways)	84	—	—
Pipes and fittings, cast (iron or steel)	75	105	—	Railway plant and rolling stock:	—	—	—
" sheets, and tubes of lead	76	—	—	Carriages and wagons and parts thereof	84	—	—
Pipes of earthenware	52	—	111	Locomotive engines and tenders and parts thereof	84	—	—
Pitch, tar, and dammer	81	—	—	Materials for construction:	—	—	—
Plants, living	81	—	129	Bridge work	84	107	129
Plate, of gold and silver (jewellery)	66	104	122	Rails, chairs, and fishplates of steel and iron	84	—	—
Plated ware (included with "Hardware and Outlery").	61	—	—	Sleepers and keys of steel and iron	84	—	—
Plate, sheet and, of glass	66	104	122	Sleepers of wood	84	—	—
" jewellery and	75	105	—	Other kinds of materials	84	—	—
Plates, Sheets and, of galvanised iron or steel	75	105	—	Raisins, Currants and	60	—	—
Plates, sheets and, of tinned iron or steel	75	105	—	Ramie (see under "Rhea.")	79	—	127
" " " of iron or steel, not galvanised or tinned	75	106	—	Rape, Mustard or, oil	—	—	—
Plates or sheets of tin (not tinned iron)	77	—	—	" cake (see "Linsced, rape, and sesamum cake").	85	—	132
Playing cards	98	—	—	Rape seed	53	—	112
Polishes and composition for application to leather	81	—	—	Rattans, Canes and	79	—	—
Polishes and composition for application to metals	81	—	—	Réd lead, White and	70	—	—
Pollards (see "Fodder, &c.")	85	—	132	Refining machinery, Oilcrushing and Refrigerating machinery	70	—	—
Poppy seed	58	102	115	Requisites for games and sports (see under "Toys and requisites, &c.")	86	—	—
Porcelain, Earthenware and	68	—	—	Requisites, Smokers'	98	—	—
Port	67	—	—	" Toilet (not specified elsewhere)	—	—	—
Porter, ale, beer, and	—	110	145	Resins, Gums and (for details see under "Gums and resins").	—	—	142
Post, Articles (not specified) exported by	100	—	—	Rhea, Ramie or China Grass	74	—	—
Post, Articles (not specified) imported by	54	—	—	Rice bowls of iron	62	—	118
Potassium, cyanide of	81	106	129	" flour	62	—	117
Precious stones and pearls, unset	83	—	—	" in the husk	62	—	118
Preserved, Milk, condensed and	—	—	—	" not in the husk	70	—	—
Preserved, Fruits and vegetables, dried, salted or (for details see under "Fruits and vegetables").	82	—	—	Rice and flour mill machinery	74	105	—
Presses, printing and lithographing	—	—	—	Rivets, Nails, and washers of iron or steel	73	105	—
Prime movers (for details see under "Machinery").	51	101	111	Rod, Angle, bolt and iron	94	—	—
Printed matter, Books and	92	—	—	Rope, cotton	96	—	142
Printers (grey)	—	—	—	" and twine (jute)	56	—	113
Printing and lithographing machinery and materials (other than paper)	82	—	—	" (of vegetable fibre, excluding jute cotton), Cordage and	57	—	—
Printing and lithographing presses	82	—	—	Rose melloes, Storax, including liquid storax	62	103	130
Printing type	82	—	—	Rosin	84	107	—
Other materials	82	—	—	Rubber, manufactures of	84	—	—
Printing paper	80	—	—	Tubes for motor tyres	84	—	—
Prints and chintz (coloured)	93	—	—	Tyres for motors and motor cycles	85	—	—
Prints, engravings, and pictures:	—	—	—	Other manufactures	84	—	130
Photographs and picture postcards	82	107	—	Rubber, raw	97	—	143
Others	82	—	—	Rugs (woollen), Carpets and	68	—	—
Proprietary and patent medicines	57	—	—	Rum	—	—	—
Provisions and Oilman's stores:	—	—	—	S	—	—	—
Bacon and hams	82	—	—	Saccharin	88	—	—
Biche de mer	82	—	129	Sacks Bags and, of flax	95	—	—
Biscuits and cakes	82	—	—	" Bags and, of hemp	67	—	123
Butter, including canned	82	—	129	Saddlery and harness	64	—	—
Canned and bottled provisions	83	—	—	Safes and strong boxes of metal	72	—	—
Cheese, including canned	82	—	129	Safety matches	58	—	114
Cocoa and chocolate	83	—	—	Safflower	85	—	130
Farinaceous and patent foods	83	—	—	Saffron	59	—	115
Ghi	83	107	129	Salt	59	—	—
Jams and jellies	83	—	—	Salted fish, dry	—	—	—
Lard	83	—	129	" wet (ngapi)	—	—	—
Milk, condensed and preserved, including milk cream	83	—	—	Salted or preserved, Fruits and vegetables, dried (for details see under "Fruits and vegetables").	54	—	112
Pickles, chutnies, sauces, and condiments	83	—	129	Saltpetre	100	—	145
Vinegar, excluding bottled vinegar	83	—	—	Sandalwood	—	—	—
Other sorts of provisions	83	—	129	Sáris (grey and white, included with "Dhuti, &c.")	98	—	—
Pulp of wood or other material for making paper	81	—	—	Sáris and scarves, coloured	57	—	—
Pulse, Grain and Flour (for details see under "Grain, pulse, and flour").	62	—	117	Sarsaparilla and preparations	88	—	—
Pulse	—	—	—	Sauces, Pickles, chutnies, and condiments	70	—	—
Quicksilver	76	106	—	Saw-wood machinery	—	—	130
Quinine and its alkaloids	57	—	—				
Quinine Salts:	—	—	—				
Quinine sulphate or bisulphate.	57	—	—				
Quinine hydrochloride or dihydrochloride	—	—	—				

ARTICLES.	EXPORT TABLES.		ARTICLES.	EXPORT TABLES.		
	IMPORT TABLE.	Foreign merchandise.		Indian merchandise.	IMPORT TABLE.	Foreign merchandise.
	Page	Page		Page	Page	Page
Tanning substances, dyeing and (for details see under "Dyeing and tanning substances").						
Tar, pitch, and dammer	81	—				
T-cloths and domestics:						
Grey	92	—	137			
White	93	—	—			
Tea:						
Black	88	107	134			
Green	88	—	134			
Tea-chests (entire or in sections) of iron or steel or other metal	88	—	—			
" of wood	88	—	—			
" sheets of lead for	76	—	—			
Tea machinery	71	—	—			
Tea seed	85	—	132			
Tea waste, for the manufacture of caffeine	—	—	135			
Teakwood	99	—	144			
Telegraphs, materials for construction and accessories	89	—	—			
Telephones, materials for construction and accessories	89	—	—			
Textile machinery (for details see under "Machinery and millwork").						
Textiles:						
Cotton (for details see under "Cotton").						
Flax (for details see under "Flax").						
Haberdashery and millinery	95	109	140			
Hemp (for details see under "Hemp").						
Jute (for details see under "Jute").						
Rhea, Ramie or China Grass	—	—	142			
Silk (for details see under "Silk").						
Wool (for details see under "Wool").						
Thread, gold and silver	49	—	—			
Thread, sewing:						
Cotton	94	109	140			
Flax	95	—	—			
Silk	96	—	—			
Til or jinjili (sesamum) oil	79	—	127			
" seeds	85	—	132			
Tiles, ingots, cakes, bricks and slabs of unwrought copper	73	105	—			
Tiles (not of copper)	52	—	111			
Timber (see details under "Wood and timber").						
Timepieces, clocks and	45	—	—			
Tin (for details see under "Metals").						
Tinned iron, sheets and plates of	75	105	—			
Tobacco, unmanufactured	99	—	143			
" manufactured:						
Cigars	98	110	143			
Cigarettes	98	—	144			
Other sorts	98	—	—			
" requisites (not specified elsewhere)	98	—	—			
" soap	86	—	—			
" seashell	86	—	—			
" rags in the piece (cotton)	94	—	—			
" requisites for games and sports:		110	144			
Toys	98	—	—			
Requisites for games and sports:						
Playing cards	98	—	—			
Other sorts	99	—	—			
" rags, bags and, (leather)	67	—	—			
" rags and fittings, wrought (iron or steel)	75	106	—			
" sheets, pipes and, of lead	76	—	—			
" (rubber) for motor tyres	84	—	—			
" rags	—	—	114			
" rags	80	—	—			
" rags	93	—	—			
" rags	94	—	—			
" rags and, of jute	96	—	142			
Pulp of jute:						
" making paper	89	108	135			
Pulse, Grain	94	—	140			
" under "Grain"	95	—	140			
Pulse	71	—	—			
" accessories	71	—	—			
" motor and motor	84	—	—			
Quicksilver						
Quinine and its salts						
Quinine Salts:						
Quinine sulphate						
Quinine hydrochloride						
" chloride						
" other						
Umbrellas, including parasols and sun-shades	99	110	144			
Umbrella fittings	99	—	—			
Uniforms (included with "Apparel, &c.")						
Vegetable fibre (excluding jute and cotton), cordage and rope of	56	—	113			
Vegetables, Fruits and, dried, salted, or preserved (for details see under "Fruits and Vegetables").						
Vegetables, fresh, of all kinds	59	—	116			
Vegetable oils (for details see under "Oils").						
Vinegar (excluding bottled vinegar)	83	—	—			
Wagons, carriages and, and parts thereof (of railways)	84	—	—			
Wagons, motor	77	—	—			
Warps, silk yarns, noils and	96	—	—			
Washers, nails, rivets, and, of iron or steel	74	105	—			
Waste cotton	89	—	—			
" silk	96	—	142			
Watches, clocks, and (see details under "Clocks, &c.")						
Waterproofed clothing	50	—	—			
Wax:						
Of all kinds (other than paraffin)	99	—	144			
Paraffin	81	—	128			
Wheat	62	—	118			
" flour	62	—	119			
Whips, sticks and	87	—	—			
Whisky	68	—	—			
White and red lead	79	—	—			
Wines (for details see under "Liquors").						
Wire, copper, excluding wire of telegraph, &c.	73	—	—			
Wires and cables, electric	65	—	—			
Wire, iron or steel	75	106	—			
Wolfram Ore	—	—	125			
Wood and timber:						
Timber other than railway sleepers:						
Deal and pine wood	99	—	—			
Jarrah wood	99	—	—			
Teak wood	99	—	144			
Other timber	99	—	144			
Firewood	100	110	144			
Ornamental:						
Ebony	100	—	144			
Sandal	100	—	145			
Other kinds	100	—	145			
Wood, manufactures of	100	110	145			
" sleepers of	84	—	—			
Wood working, Saw mill and, machinery	70	—	—			
Wool, manufactures of:						
Braids	97	—	—			
Carpets and rugs	97	—	143			
Hosiery	97	—	—			
Piece goods	97	109	143			
Shawls	97	—	143			
Yarn and knitting wool	97	—	—			
Other sorts	98	109	143			
Wool, raw	97	109	143			
Writing paper and envelopes	80	—	—			
Yarn, Twist and:						
Cotton	89	108	135			
Flax	94	—	140			
Jute	95	—	140			
Yarn, cotton, mercerised	90	—	—			
Yarn, noils and warps, silk	96	—	—			
Yarn and knitting wool	97	—	—			
Yellow metal, Mixed or, for sheathing	73	105	—			
Zinc or spelter (for details see under "Metals").						

EAST INDIA (PROGRESS AND CONDITION).

STATEMENT exhibiting the Moral and Material Progress and Condition of India during the year 1913-14. 50th Number.

Preface. Administration and Legislation. Justice and Police. Finance. Land Revenue. Revenue from Taxation and Opium. Agriculture.	Forests. Mineral Production and Mining. Manufactures. Trade. Public Works and Irrigation. Post Office and Telegraphs. Scientific Departments.	Education, Literature, and the Press. Local Self-Government. Condition of the People. Army and Marine. Frontiers and Native States. Bibliography of Official Reports.
---	---	--

H.C. 298 of Session 1914-15. Price 1s. 2d., post free 1s. 5d.

INDIAN FINANCE AND CURRENCY.

ROYAL COMMISSION appointed to inquire into the Location and Management of the general balances of the Government of India; the Sale in London of Council Bills and Transfers; the measures taken by the Indian Government and the Secretary of State for India in Council to maintain the Exchange Value of the Rupee in pursuance of or supplementary to the recommendations of the Indian Currency Committee of 1898, more particularly with regard to the location, disposition, and employment of the Gold Standard and Paper Currency Reserves; and whether the existing practice in these matters is conducive to the interests of India; also to report as to the Suitability of the Financial Organisation and Procedure of the India Office; and to make recommendations.

INTERIM REPORT.

Submits an instalment of the Minutes of Evidence taken.
 [Cd. 7068] of Session 1914. Price $\frac{1}{2}$ d., post free 1d.

MINUTES OF EVIDENCE, VOL. I.

Contains list of witnesses and Minutes of Evidence, 27th May—6th August, 1913.
 [Cd. 7069] of Session 1914. Price 2s. 10d., post free 3s. 2d.

APPENDICES TO THE INTERIM REPORT.

VOL. I.—Memorandum, &c., on the Balances of the Government of India and the Sale of Council Bills and Transfers. Memorandum and Statements on the Gold Standard Reserve. Note on proposals for the Coinage of Gold in India. Memorandum on the Paper Currency Reserve. Memorandum, &c., on the Placing of Cash Balances on Loan or Deposit. &c.
 [Cd. 7070] of Session 1914. Price 2s. 10d., post free 3s. 2d.

VOL. II.—Note on Restrictions on the Business of the Presidency Banks. Memorandum on Proposals for the Establishment of a State Bank for India. Papers relating to a Proposal to Establish a Central Bank in India (1899-1901), and to Changes and Proposed Changes in the Presidency Banks Act (1904-1906). &c.
 [Cd. 7071] of Session 1914. Price 2s. 5d., post free 2s. 9d.

INDEX TO MINUTES OF EVIDENCE, VOL. I.,

and to the first two volumes of Appendices.
 [Cd. 7072] of Session 1914. Price 6d., post free 8d.

FINAL REPORT.

Introductory. Indian Currency System :— History since 1893. As it exists at present. Gold Currency in India. Gold Standard Reserve. Paper Currency.	Balances :— Aggregate balances. Location of balances. Balances in India. Sale of Council Drafts. India Office balance. Lending out of India Office balance in London.	Financial Organisation and Procedure of the India Office. State or Central Bank. Summary of Conclusions.
---	---	--

Annexe :—Memorandum on Proposals for the Establishment of a State Bank in India.
 [Cd. 7236] of Session 1914. Price 9d., post free 11 $\frac{1}{2}$ d.

MINUTES OF EVIDENCE. VOL. II.

Contains list of witnesses and Minutes of Evidence, 23rd October—14th November, 1913.
 [Cd. 7237] of Session 1914. Price 1s. 4d., post free 1s. 7d.

APPENDICES TO THE FINAL REPORT.

Vol. III.—Statements of Evidence submitted by witnesses. Memorandum on the Financial Organisation and Procedure of the India Office. Memorandum on the Constitution, Powers, and Duties of the Secretary of State in Council and his Establishment. Statements supplied by the Government of India showing the Working of their Treasury System. Papers relating to the Receipt by the Government of India of Gold other than British Gold Coin. &c.
 [Cd. 7238] of Session 1914. Price 1s. 2d., post free 1s. 5d.

INDEX.

Index to the two volumes of Minutes of Evidence and to the three volumes of Appendices.
 [Cd. 7239] of Session 1914. Price 9d., post free 11 $\frac{1}{2}$ d.