

EAST INDIA (RAILWAYS).

ADMINISTRATION REPORT

ON THE

RAILWAYS IN INDIA

FOR THE

Calendar Year 1901.



BY

A. BRERETON, ESQ.,

SECRETARY TO THE GOVERNMENT OF INDIA, PUBLIC WORKS DEPARTMENT, RAILWAYS.

Dated the 30th April 1902.

Presented to both Houses of Parliament by Command of His Majesty.



LONDON:
PRINTED FOR HIS MAJESTY'S STATIONERY OFFICE,
By DARLING & SON, LTD., 34-40, BACON STREET, E.

And to be purchased, either directly or through any Bookseller, from
EYRE & SPOTTISWOODE, EAST HARDING STREET, FLEET STREET, E.C.,
and 32, ABINGDON STREET, WESTMINSTER, S.W.;
or OLIVER & BOYD, EDINBURGH,
or E. PONSONBY, 116, GRAFTON STREET, DUBLIN.

1902.

[Cd. 1234.] Price 4s. 9d.

*Agents for the sale of Books published by the Superintendent of Government
Printing, India, Calcutta.*

IN LONDON.

**E. A. ARNOLD, 37, Bedford Street, Strand,
W.C.**

**Messrs. CONSTABLE & Co., 2, Whitehall
Gardens, S.W.**

**Messrs. SAMPSON LOW, MARSTON & Co.,
St. Dunstan's House, Fetter Lane, E.C.**

**Messrs. P. S. KING & Co., 2 and 4, Great
Smith Street, Westminster, S.W.**

**Messrs. LUZAC & Co., 46, Great Russell
Street, W.C.**

**Messrs. KEGAN PAUL, TRENCH, TRUBNER
& Co., Charing Cross Road, W.C.**

B. ALFRED QUARITCH, 15, Piccadilly, W.

Messrs. H. S. KING & Co., 65, Cornhill.

Messrs. WILLIAMS AND NORGATE, Oxford.

Messrs. DEIGHTON BELL & Co., Cambridge.

ON THE CONTINENT.

**Messrs. R. FRIEDLANDER AND SOHN, 11,
Caristrasse, Berlin, N.W.**

OTTO HARRASSOWITZ, Leipzig.

KARL W. HIRSEMAN, Leipzig.

ERNEST LEROUX, 23, Rue Bonaparte, Paris.

MARTINUS NIJHOFF, The Hague, Holland.

IN INDIA.

**Messrs. THACKER SPINK & Co., Calcutta
and Simla.**

Messrs. NEWMAN & Co., Calcutta.

Messrs. THACKER & Co., LD., Bombay.

Messrs. HIGGINBOTHAM & Co., Madras.

Messrs. A. J. COMBRIDGE & Co., Bombay.

**SUPERINTENDENT, AMERICAN BAPTIST
MISSION PRESS, Rangoon.**

**RAI SAHIB M. GULAB SINGH AND SONS,
Mud-i-Ain Press, Lahore.**



INDIAN RAILWAYS.

Diagram showing for each year the totals up to 31st December 1901 for Capital outlay, Gross earnings, Net earnings, Working expenses, and length in Miles open.

The figures on this scale represent lakhs for the Capital outlay, tens of thousands for Gross earnings, Working expenses and Net earnings, and Miles for length open.

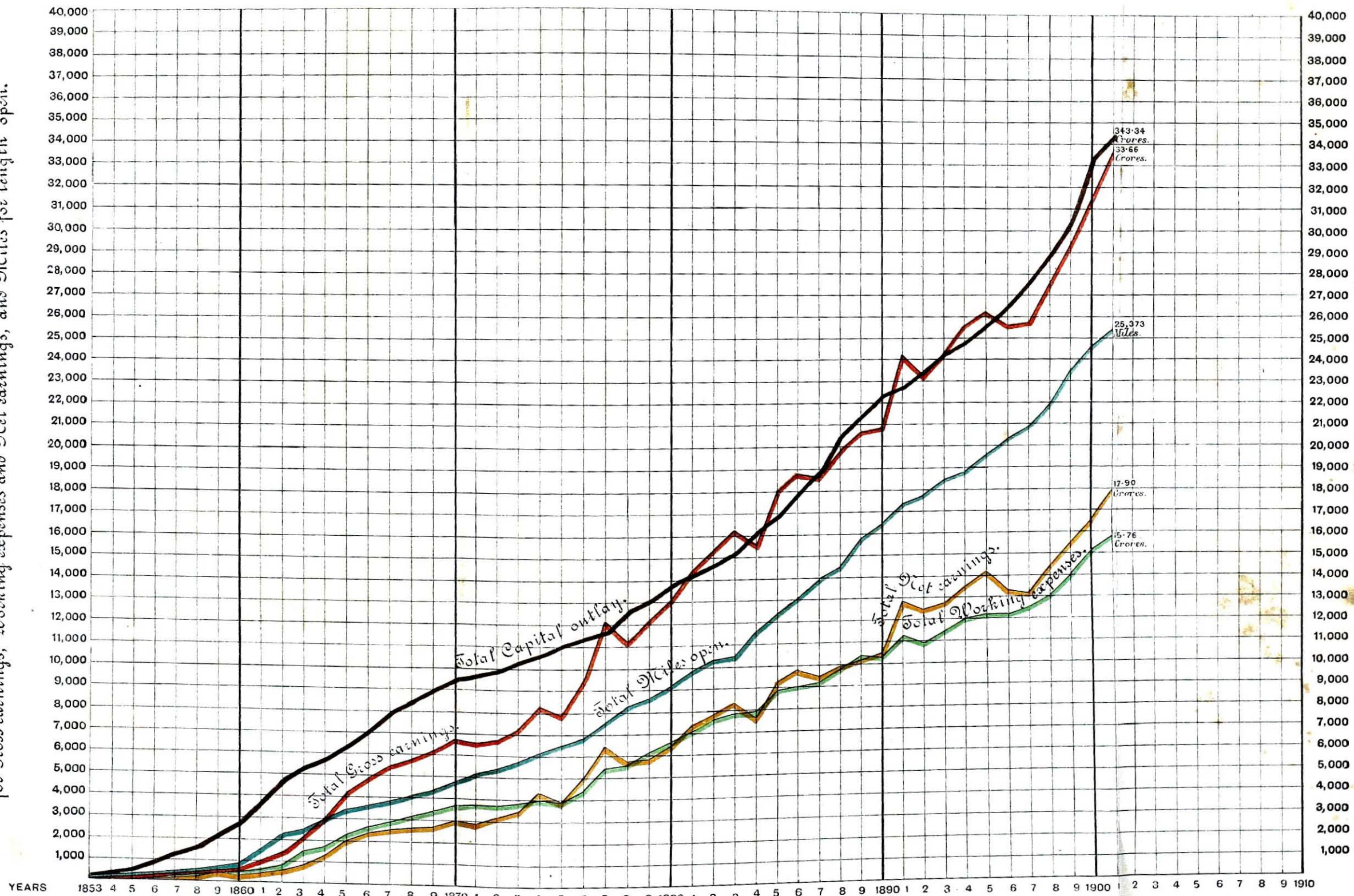
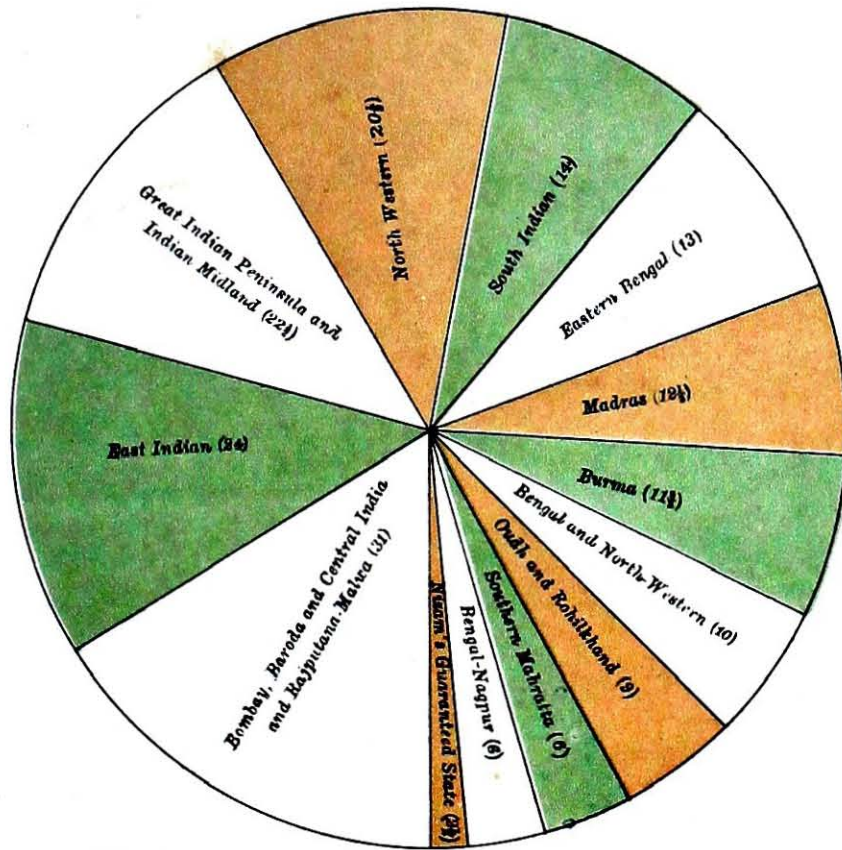
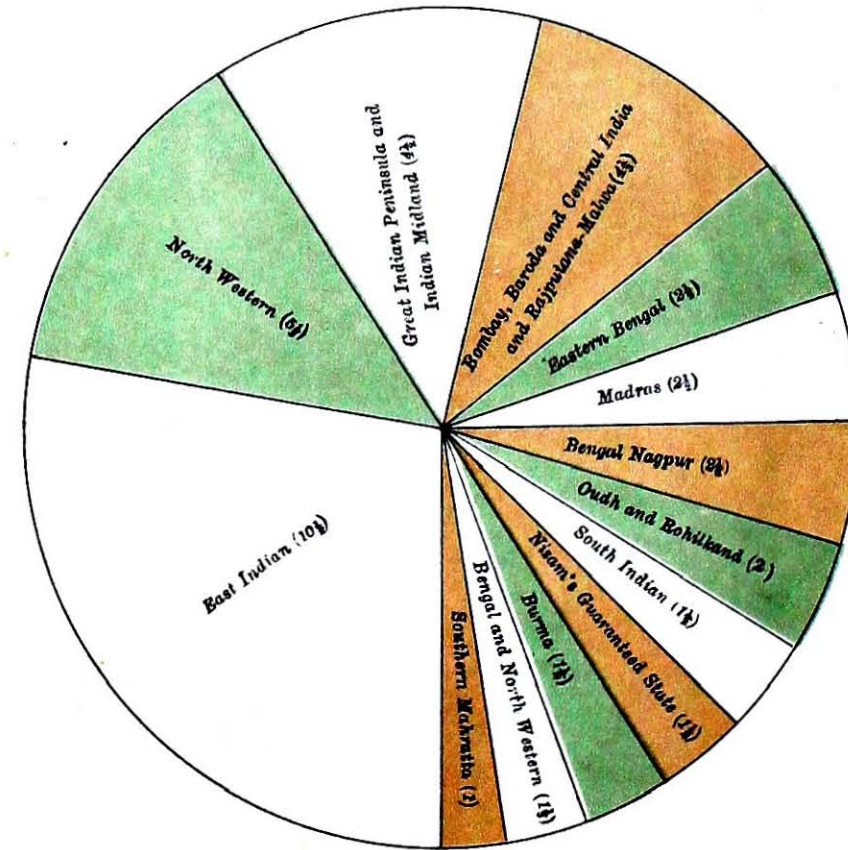


Diagram showing the Number of Passengers and Quantity of Goods in tons conveyed by the principal railway systems in India during the calendar year 1901.

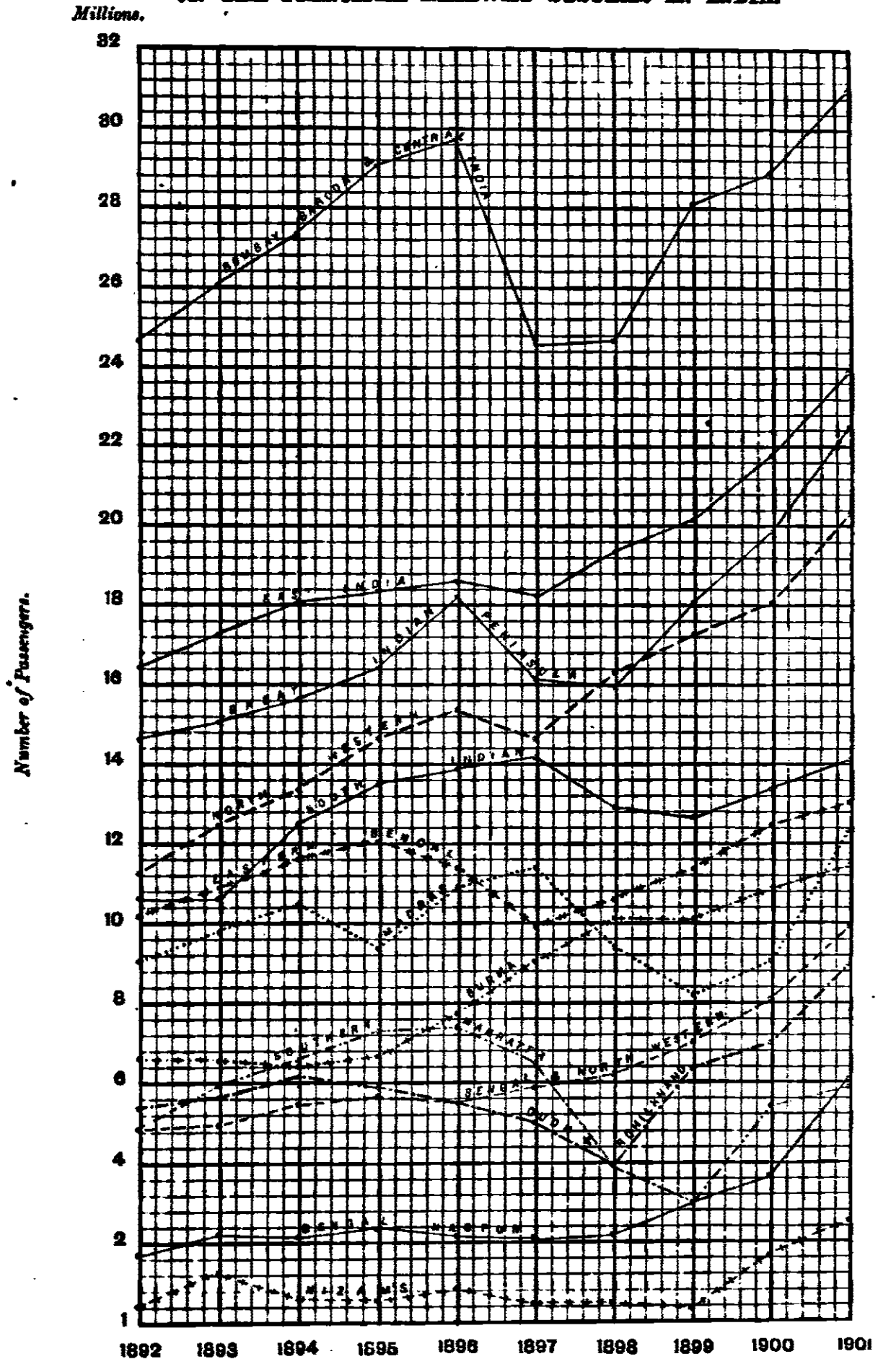
Number of Passengers
(in millions).



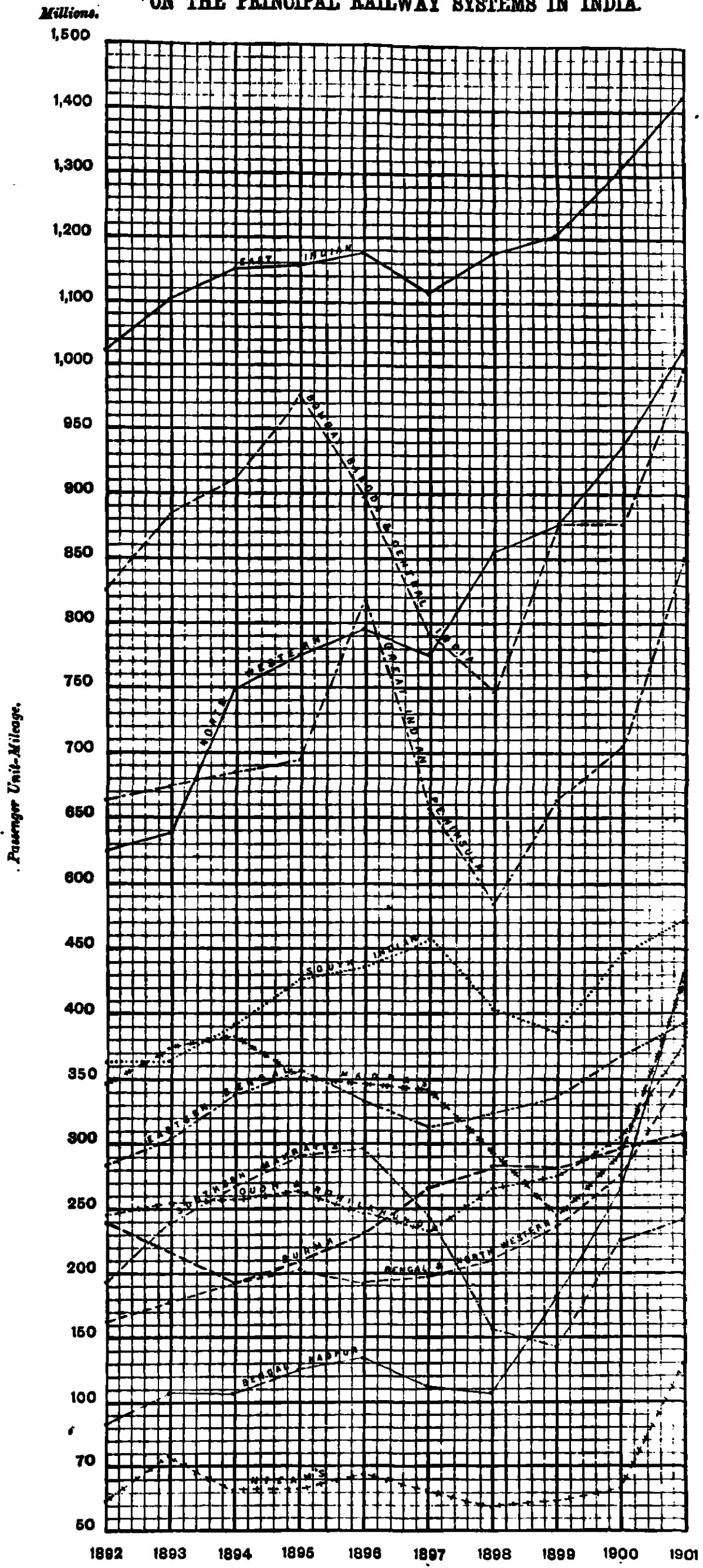
Quantity of Goods in tons
(in millions).



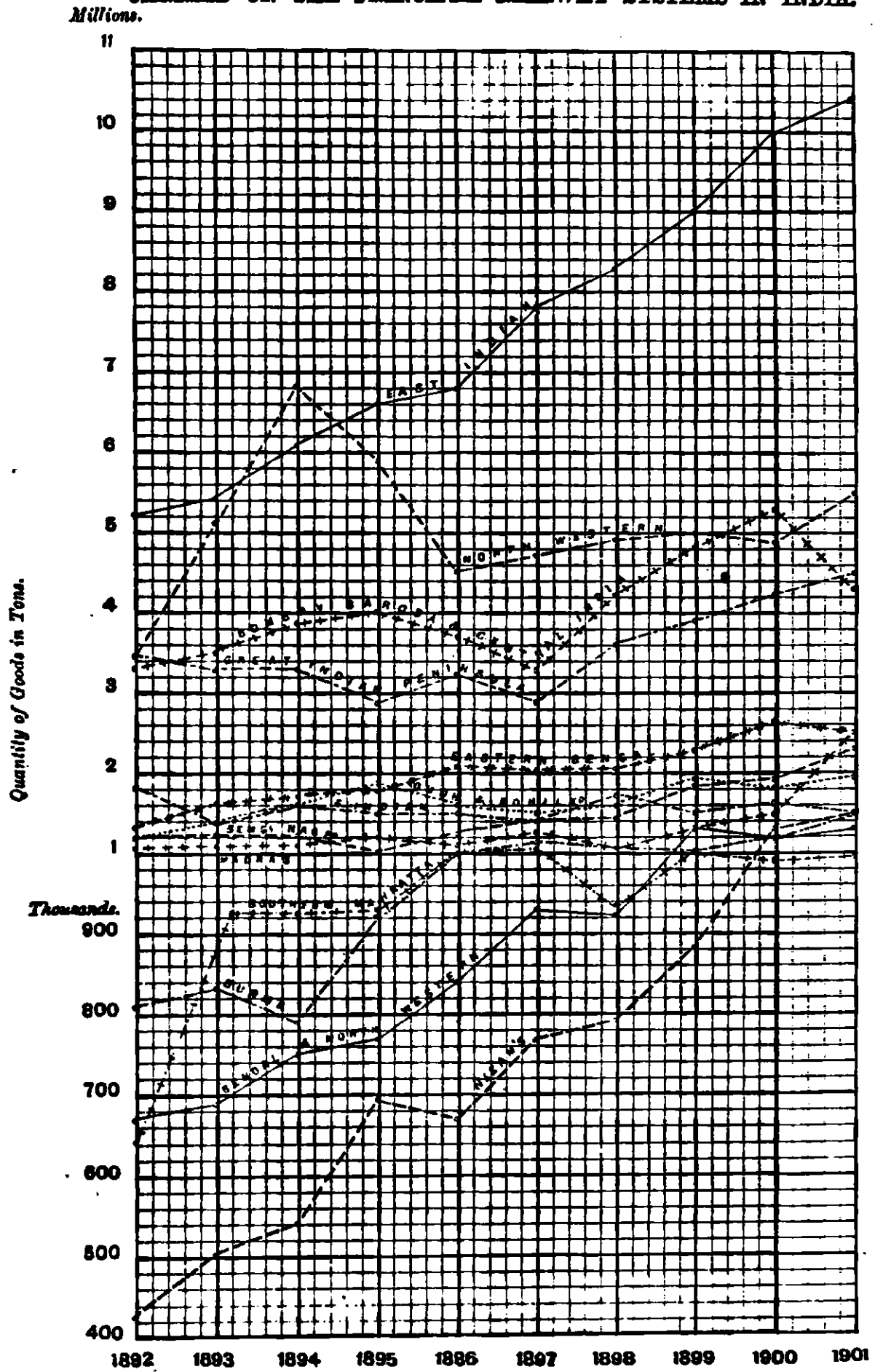
NUMBER OF PASSENGERS CARRIED ON THE PRINCIPAL RAILWAY SYSTEMS IN INDIA.



PASSENGER UNIT-MILEAGE ON THE PRINCIPAL RAILWAY SYSTEMS IN INDIA.



QUANTITY OF GOODS IN TONS CARRIED ON THE PRINCIPAL RAILWAY SYSTEMS IN INDIA.



CONTENTS.

	Page.
Diagram showing, for each year, the total capital outlay, gross earnings, net earnings, working expenses, and open mileage up to the 31st December 1901	1
Diagram showing the number of passengers and quantity of goods in tons carried over certain principal railways during 1901	2
Diagrams (4) showing the number of passengers, quantity of goods in tons carried, and passenger unit-mileage and goods ton-mileage run, on certain principal railways for the past 10 years	3
Map showing the railway system of India	4

See after title page.

PART I.—GENERAL REPORT—

General	1
Financial results to the State	1
Railways opened—	
Railways opened	2
Yearly additions to mileage	2
Mileage to be constructed	2
Earnings per mile per week	3
Income of each railway	3
Railways surveyed	3
Capital—	
Capital outlay	4
Sterling capital of guaranteed and assisted lines	4
Budget allotments	5
Capital outlay during 1901	5
Budget allotments for 1902-03	5
Capital expenditure on new lines and in the improvement of existing lines	6
Capital outlay up to the 31st December 1901	6
Traffic and earnings—	
Traffic earnings	7
Passenger traffic	7
Goods traffic	7
Passenger traffic	
7	
Goods traffic—	
Goods traffic	8
Coal	8
Principal commodities	9
Train, vehicle and ton-mileages—	
Train, vehicle and ton-mileages	10
Earnings per mile open and per train mile	11
Working expenses—	
Working expenses	11
Coal	12
Collieries owned by railways or the State	12
Working expenses by Departments	12
Net earnings—	
Net earnings	13
Gain or loss to the State	13
Summary—	
General results	13

Contents.

PART II.—MISCELLANEOUS—

	Page.
Chief events of the year	14
Important works completed	16
Rolling-stock—	
Rolling-stock	16
Automatic brakes	17
Carriages lighted by gas	17
Couplings	17
Interlocking and block working	17
Accidents	17
Flood damages	19
Railway staff—	
Railway staff	21
Volunteer force	21
Police force	21
Provident Fund	21
Fine Fund	22
Schools	22

Appendices of Mileage and Capital outlay.

No. 1.—List of railways comprising the railway system of India at the close of the year 1901, alphabetically arranged	2
No. 2.—Railways worked by each railway administration at the close of the year 1901	6
No. 3.—Mileage added to the railway system of India, during the year 1901 and from the 1st January to the 30th April 1902	10
No. 4.—Railway mileage open for traffic, year by year, under each railway administration, and during the Viceroyalty of each Governor General	12
No. 5.—Mileage under construction or sanctioned at the close of the year 1901 and from the 1st January to the 30th April 1902	16
No. 6.—Gross earnings (average) of individual railways per mile per week, and proportion of working expenses to gross earnings from date of opening	18
No. 7.—Gain or loss to the State from railway outlay, as also the income derived by railways which are not guaranteed by the State, for the years 1879 to 1901	30
No. 8.—Capital authorised to be raised for each Guaranteed railway and State line leased to companies, amount raised and the amount withdrawn to the 31st December 1901	32
No. 9.—Amount allotted to each railway administration for expenditure on capital account during each official year from 1892-93 to 1901-1902, and the amount actually expended	34
No. 10.—Capital expenditure in thousands of rupees on each railway system during each of the past 10 years	36
No. 11.—Capital outlay on each railway to the close of the year 1901 distributed over main heads of expenditure	38

Appendices of Statistics.

✓ No. 12.—General results of working Indian railways treated as one system, for the years 1897 to 1901	104
No. 13.—Gross earnings in thousands of rupees of each railway administration, for the years 1897 to 1901	106
No. 14.—Number of passengers carried by each railway and average distance travelled by, and average rate charged to, each passenger, for the years 1897 to 1901	108
No. 15.—Gross earnings in thousands of rupees from passenger traffic of each railway (by systems), for the years 1897 to 1901	116

Appendices of Statistics—contd.

	Page.
No. 16.—Goods carried by each railway (by systems), average rate charged per ton, and average distance carried for the years 1897 to 1901	118
No. 17.—Gross earnings in thousands of rupees from goods traffic of each railway (by systems), for the years 1897 to 1901	124
No. 18.—Principal commodities carried by Indian railways treated as one system, and the earnings therefrom, during the year 1901	126
No. 19.—Principal commodities carried by each railway (by systems), and the earnings therefrom, during the year 1901	130
No. 20.—Train, engine, and ton-mileage of each railway (by systems), for the years 1897 to 1901	148
No. 21.—Loaded and empty vehicle mileage in thousands of miles of each railway (by systems), for the years 1897 to 1901	150
No. 22.—Gross earnings in rupees per mile worked of each railway (by systems), for the years 1897 to 1901	154
No. 23.—Gross and net earnings in rupees per train-mile of each railway (by systems), for the years 1897 to 1901	156
No. 24.—Working expenses in thousands of rupees of each railway (by systems), for the years 1897 to 1901	158
No. 25.—Proportion per cent. of working expenses to gross earnings of each railway (by systems), for the years 1897 to 1901	160
No. 26.—Working expenses per mile worked of each railway (by systems), for the years 1897 to 1901	162
No. 27.—Working expenses per train-mile of each railway (by systems), for the years 1897 to 1901	164
No. 28.—Coal and wood fuel consumed by each railway (by systems), and price paid per ton, during the years 1897 to 1901	166
No. 29.—Coal produced in India during the years 1885 to 1901	168
No. 30.—Collieries owned, and worked by Railways or the State	169
No. 31.—Average load and weight of Coaching trains on each railway (by systems), for the years 1897 to 1901	170
No. 32.—Average load and weight of Goods trains on each railway (by systems), for the years 1897 to 1901	174
No. 33.—Rolling-stock—Number of, outlay on, and work done by—at the close of the year 1901	176
No. 33A.—Rolling-stock on some railways in 1893 and 1901 and the work done by it	180
No. 34.—Rolling-stock under different heads on each railway at the close of the year 1901	184
No. 35.—Rolling stock fitted with automatic brakes at the close of the year 1901	186
No. 36.—Rolling stock lighted by gas at the close of the year 1901	187
No. 37.—Railways on which points and signals are inter-locked and on which block instruments are used for train signalling at the close of the year 1901	188
No. 38.—Accidents and casualties on railways treated as one system, during the years 1900 and 1901	189
No. 39.—Numerical return of servants of all races employed on each railway (open lines only), and the amount deposited by them in the Provident Fund, at the close of the year 1901	190
No. 40.—Number of Railway servants enrolled as Volunteers on the 31st December 1901	192
No. 41.—Strength and cost of the Police force on each railway (open lines), and the amount of compensation payments due to thefts, for the year 1901	193
No. 42.—Transactions of the Fine Funds on railways which maintain such Funds	194

Contents.

	Page.
<i>Appendices of Statistics—concluded.</i>	
No. 43.—Railway and railway aided schools at the close of the year 1901	195
No. 44.—Gross earnings under different heads, of each railway (by systems) during each half-year of 1901	196
No. 45.—Working expenses under different heads, of each railway (by systems) during each half-year of 1901	204
No. 46.—Analysis of working of each railway (by systems) during each half-year of 1901	212
<i>History of railways.</i>	
No. 47.—History of railways constructed and in progress on the 31st December 1901	236
<i>Important documents.</i>	
APPENDIX A.—Memorandum, dated the 19th March 1902, by the Honourable Mr. A. T. Arundel, C.S.I., I.C.S., on the anticipated expenditure on railways for the year 1902-03, with accompaniments	380