

SIXTY-FIRST ISSUE]

205

S/123

15323

DEPARTMENT OF COMMERCIAL INTELLIGENCE AND STATISTICS, INDIA

X:54.2sn,M

F7

ANNUAL STATEMENT

OF THE

Sea-Borne Trade of British India

WITH THE

British Empire and Foreign Countries

For the fiscal year ending 31st March, 1927.

VOLUME I.

Imports, Exports, and Re-exports of private merchandise and Government Stores, and Imports and Exports of Treasure.

Published by order of the Governor-General in Council.



CALCUTTA: GOVERNMENT OF INDIA
CENTRAL PUBLICATION BRANCH
1927

[No. 2093.]

Volume I.

CONTENTS.

TABLES RELATING TO THE SEA-BORNE TRADE OF BRITISH INDIA.

No. of Table.	Charts illustrating—	Page.
	1. The Foreign Sea-Borne Trade of British India:	
	(a) During the last nine years as compared with averages of the pre-war, war and post-war periods	i
	(b) During the last 60 years (1864-69 to 1919-24)	ii
	2 (a) Variations in the values of Principal articles in the Import Trade of British India during the last nine years as compared with averages of the pre-war, war and post-war periods	iii
	2 (b) Variations in the values of Principal articles in the Export Trade of British India during the last nine years as compared with averages of the pre-war, war and post-war periods	iv
	Introductory Note	v—viii.
1	Total Trade: Value	1
2	Private Merchandise: From and to British Empire and Foreign Countries: Total Imports, Exports, and Re-Exports	2
3	Private Treasure: From and to British Empire and Foreign Countries: Total Imports and Exports	2
4	Private Merchandise: Summary of Imports—From British Empire and Foreign Countries	3
	—From British Empire	5
	—From Foreign Countries	7
5	Exports—To British Empire and Foreign Countries	9
	—To British Empire	11
	—To Foreign Countries	13
6	Re-Exports—To British Empire and Foreign Countries	15
	—To British Empire	17
	—To Foreign Countries	19
7	Private Merchandise: Principal Countries: Imports	31
8	" Exports	24
9	" Re-Exports	27
10	Principal Articles: Imports: Total Quantity and Value	29
10A	Government Stores: " Imports: Total Quantity and Value	53
11	Private Merchandise: " Exports: Total Quantity and Value	56
12	" Re-Exports: Total Quantity and Value	68
13	Articles and Countries: Imports: Quantity and Value	76
14	" Exports: Quantity and Value	582
15	" Re-Exports: Quantity and Value	846
16	Government Stores: " Imports: Quantity and Value	974
17	" Exports: Quantity and Value	1007
18	" Re-Exports: Quantity and Value	1019
19	Treasure: Gold coin and bullion: Imports and Exports	1080
20	Description of Imports and Exports	1031
21	Silver coin and bullion: Imports and Exports	1032
22	Description of Imports and Exports	1034
23	Gold and Silver coin and bullion: Imports and Exports	1034
23A	Currency notes: Imports and Exports	1036
24	Gold, Silver and Currency notes: Share of Provinces	1037
	Appendix A.—Alterations in the Annual Statement of Trade	1044
	Appendix B.—Classification of the Articles included in Table 4	1046
	" " " " " Table 5	1055
	" " " " " Table 6	1061
	Appendix C.—List of countries the trade with which is separately recorded in the Annual Statement	1068
	Index	1068

CHART 1.

The Foreign Sea-borne Trade of British India. (a) During the last nine years as compared with averages of the pre-war, war and post-war periods.

(Private and Government).

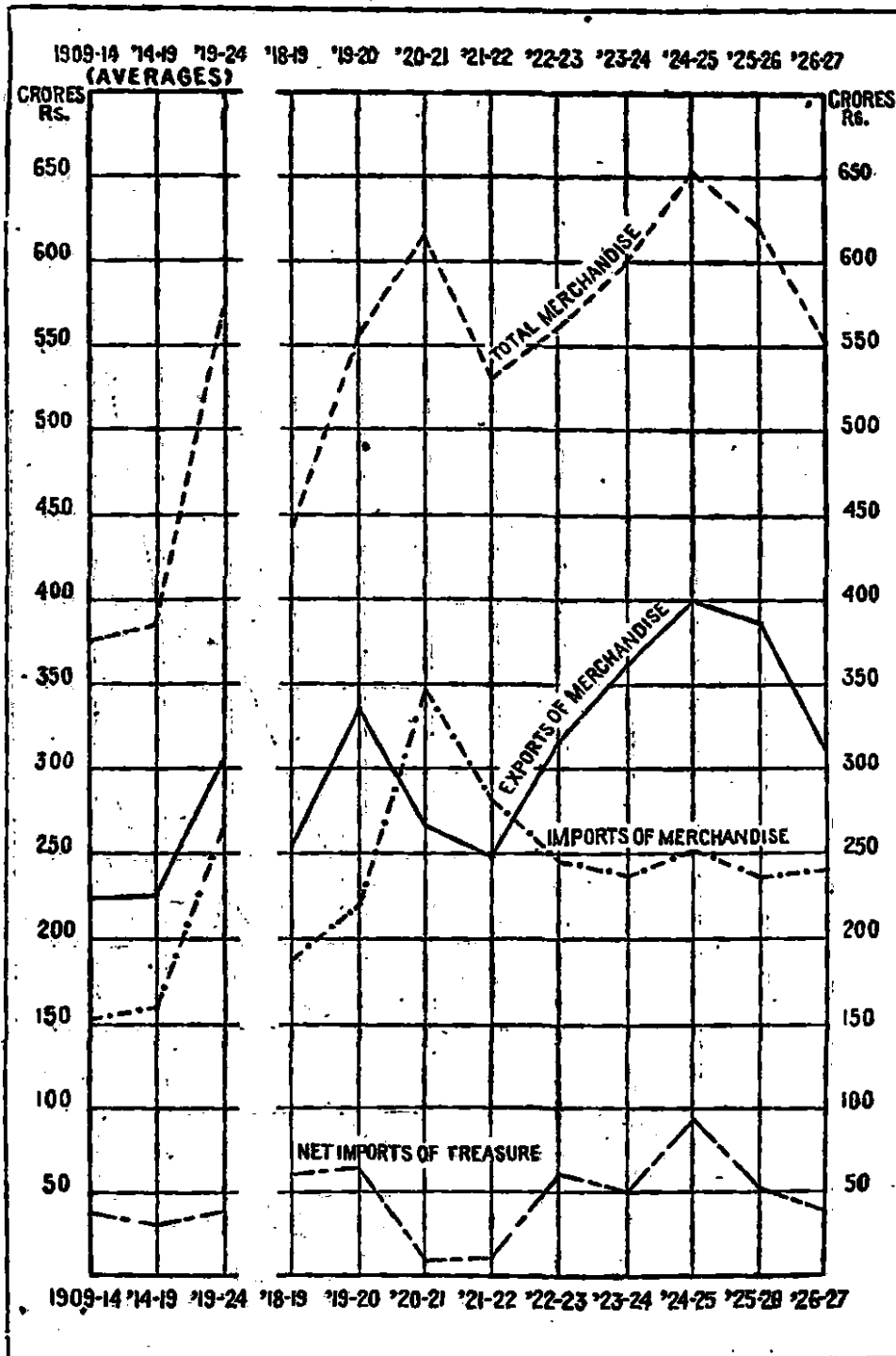


CHART 1.

The Foreign Sea-borne Trade of British India. (b) During the 60 years (1864-69 to 1919-24). Quinquennial averages.

(Private and Government).

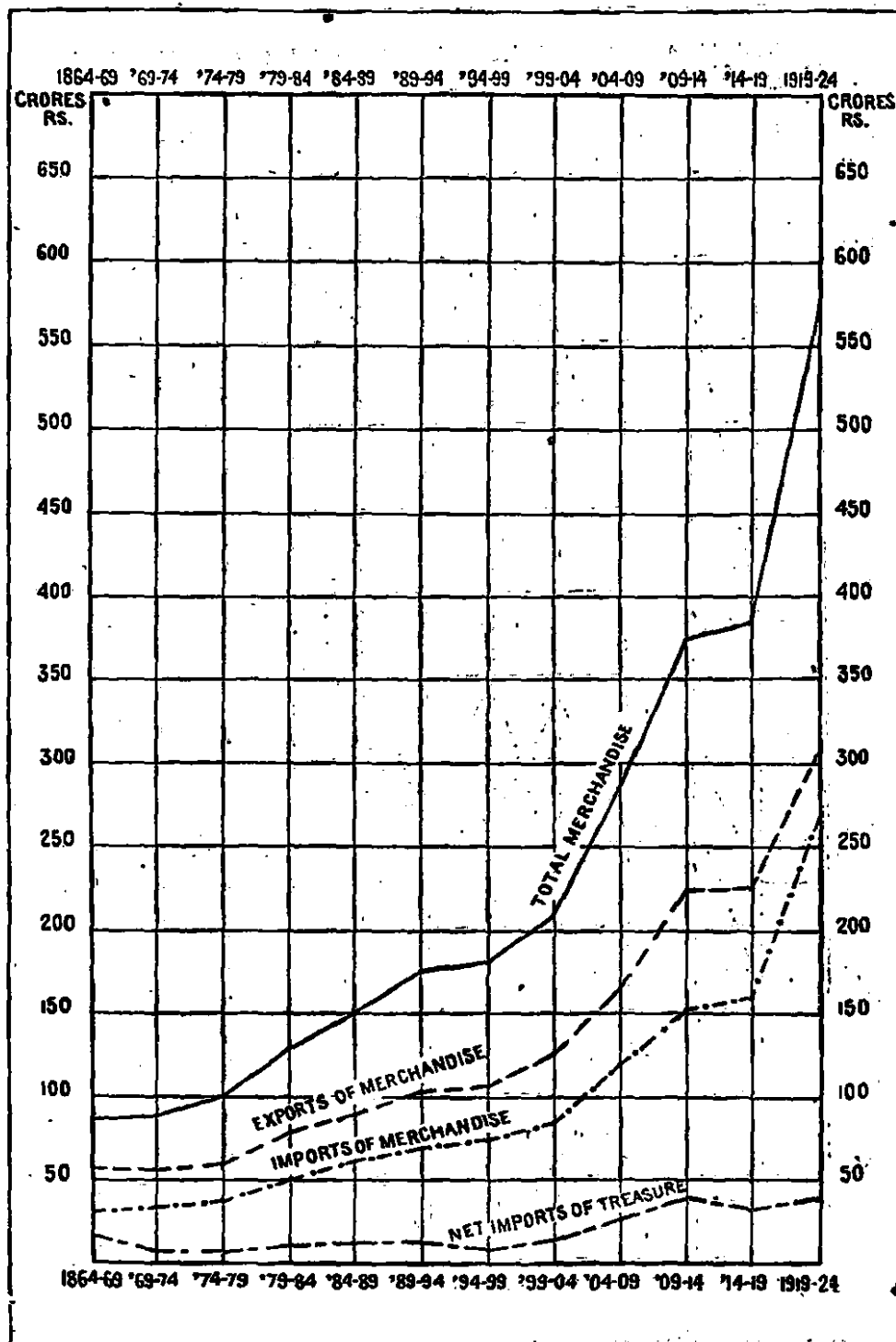


CHART 2.

(a) Variations in the values of principal articles in the Import trade of British India during the last nine years as compared with averages of the pre-war, war and post-war periods.

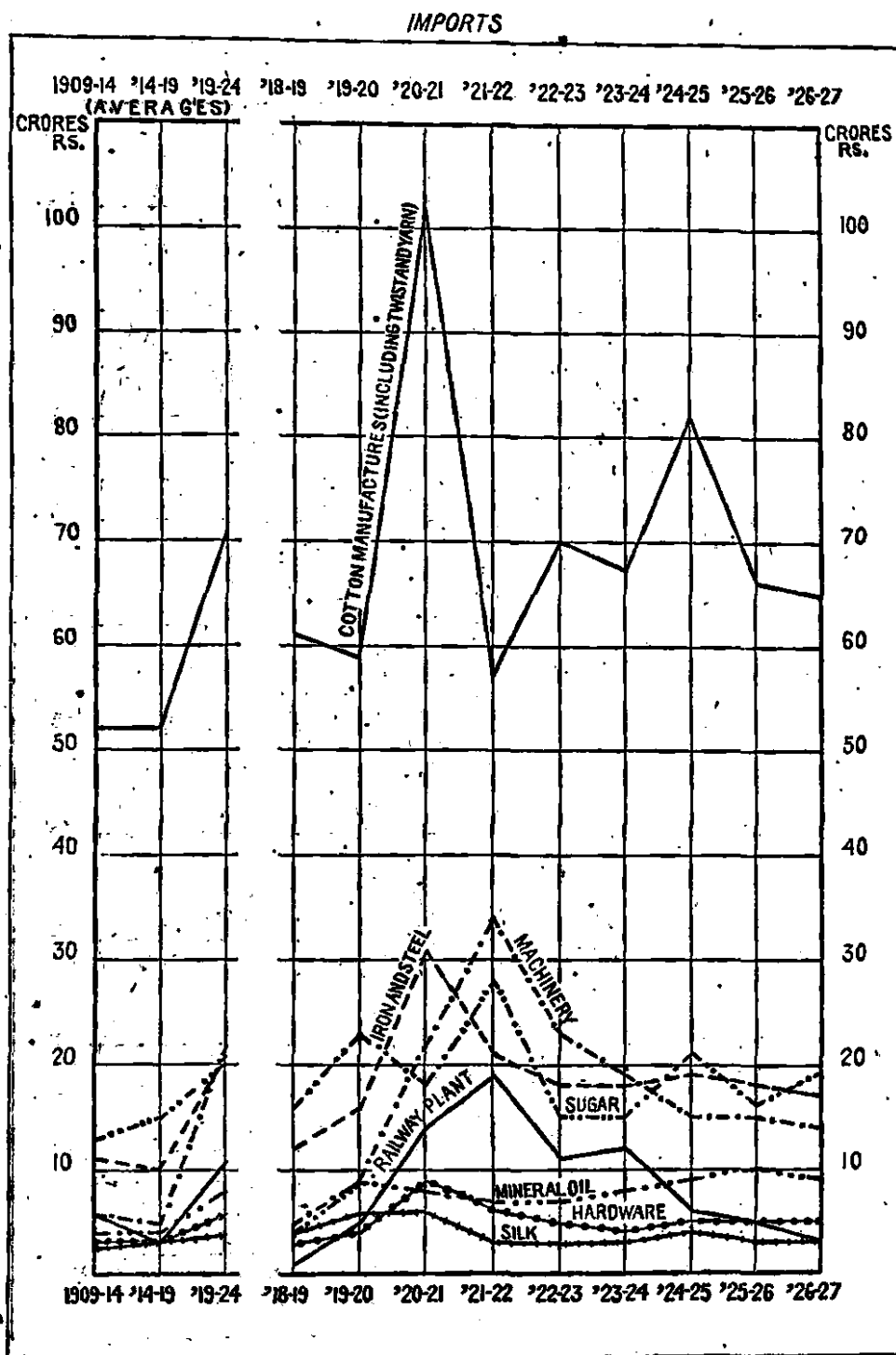
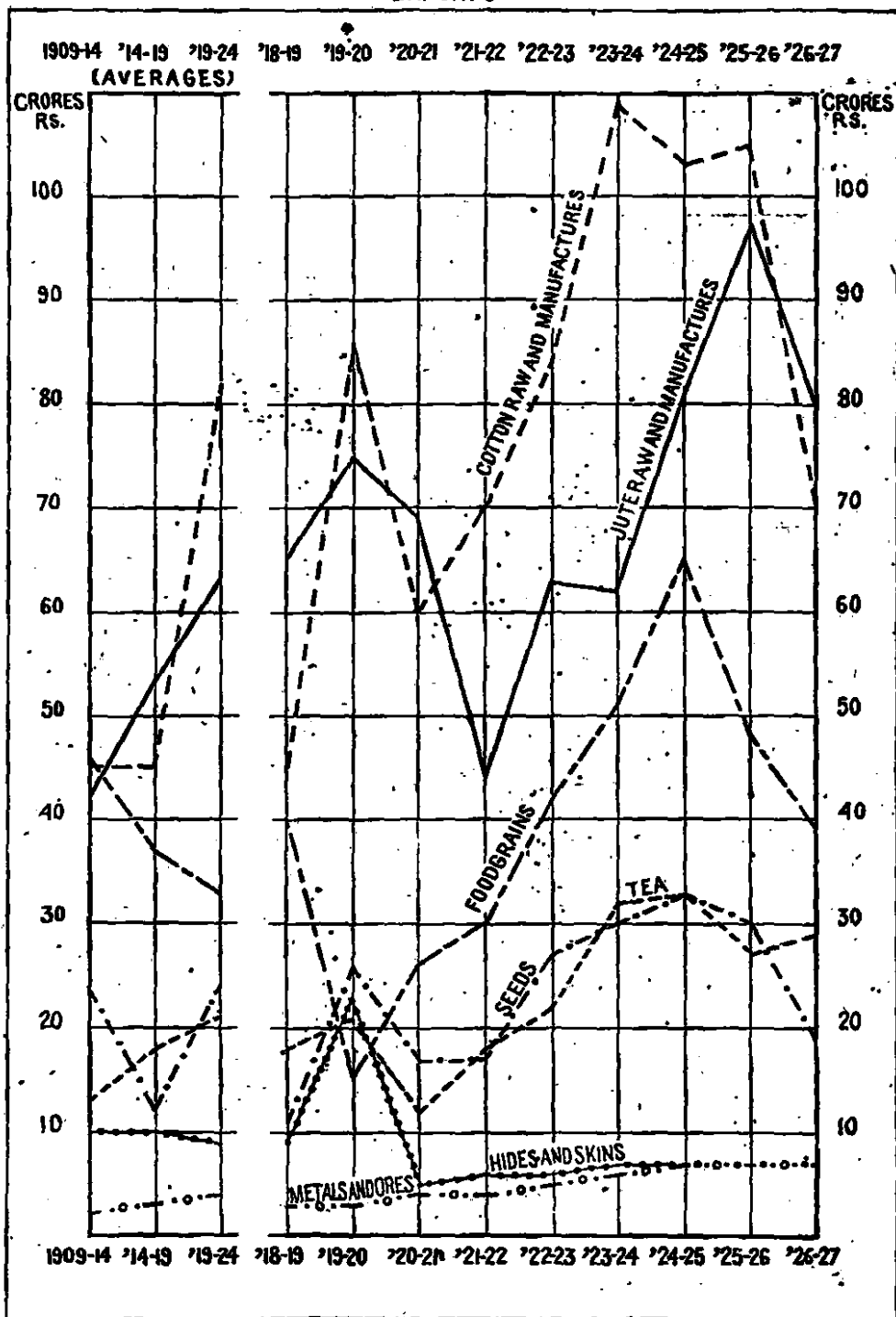


CHART 2

(b) Variations in the values of principal articles in the Export trade of British India during the last nine years as compared with averages of the pre-war, war and post-war periods.

EXPORTS



INTRODUCTORY NOTE

1. **Scope of the Returns.**—The Annual Statement of the Foreign Sea-borne Trade, of British India is published in two volumes:—Volume I contains the abstract and detailed tables of imports and exports, of each commodity and Volume II the abstract and detailed tables of trade and shipping with each country and at each port, together with the tables relating to the trade of Aden and of the French and the Portuguese Possessions in India.

2. **Nature of the Trade recorded.**—The trade dealt with in the Sea-borne Trade Accounts is the trade with foreign countries registered at British Indian ports during the fiscal year ending the 31st March. The trade registered at British Indian ports can hardly be said to be that of British India only, it is rather the trade of the whole of India and Burma, including the Indian States. The trade of the French and the Portuguese Possessions in India is, as stated above, recorded in Volume II.

3. **Statistical year.**—All tables in this volume cover the five official years, April to March, 1922-23 to 1926-27, except table 24 which shows by countries the share of each maritime province in the imports and exports of treasure during the year 1926-27.

4. **Adoption of Rupee notation.**—From 1921-22 the value figures have been exhibited in *rupees*. The change of notation from *rupees* to *pounds sterling* was first introduced in the Supplements to the Annual Statement for 1907-08 to 1910-11 and was adopted in the Annual Statement itself in the issues from 1911-12 to 1920-21.

5. **Abstract Tables.**—The summary tables in this volume show, first (tables 1 and 3), the total value of imports and of exports as a whole, and secondly (tables 4 to 6), the total value of the imports, exports, and re-exports of the principal articles, classified in groups under the following five main heads:—

- I. Food, Drink, and Tobacco,
- II. Raw Materials and Produce and Articles mainly Unmanufactured.
- III. Articles Wholly or Mainly Manufactured,
- IV. Living Animals, and
- V. { Postal Articles not specified (under Imports),
 { Postal Articles (under Exports).

(The revised classification above given has been introduced with effect from 1st April, 1922, in the trade accounts of British India. Appendix B to this volume, showing the classification, indicates the articles which are included in each group).

Imports from and exports to British Dominions and Possessions* are distinguished from those from and to Foreign Countries, and exports are divided, as in all the tables of the Annual Statement, into "Exports of Indian merchandise" and "Re-exports of British and Foreign merchandise." The term "Indian merchandise" comprises all goods which are the growth, produce, or manufacture of India. Indian merchandise is distinguished from British and Foreign merchandise in the declaration of shippers made in the shipping bills from which trade statistics are compiled.

Tables 7 to 9 show the total value of imports, exports, and re-exports from and to each principal country, and Tables 10 to 12 the total imports, exports, and re-exports of the principal articles. The articles are arranged in alphabetical order, provision being made for grouping together within the alphabetical order such articles as are related industrially or commercially. Certain articles are recorded by value only, but in most cases both the quantities and values are recorded.

* Including Protectorates and Mandated Territories.

6. Detailed Tables.—Table 13 shows the quantity and value of imports of articles, both dutiable and free, from the principal and other countries of consignment and the shares of the maritime provinces. The arrangement of the articles is the same as in the abstract tables 10 to 12.

Tables 14 and 15 show in the same order the exports to the principal and other countries of articles of Indian merchandise and of British and Foreign merchandise respectively.

The trade in each article with each country is recorded separately in these tables when its value is ₹1,000 or more. If the value of the trade with any country in any particular article is less than ₹1,000, it is generally grouped under one of the heads—"Other British Possessions" or "Other Foreign Countries."

Government Stores.—Imports and exports of Government stores are separately recorded.

Tables 16, 17, and 18 show the quantity and value of imports, exports, and re-exports of Government stores. The accounts of goods exported do not include goods bought by Government and shipped on Government or chartered vessels.

Treasure.—Imports and exports of gold and silver coin and bullion are also recorded separately and are not included in the tables relating to merchandise. Imports of gold by letter post are registered with effect from April, 1924, and included in the accounts. The transactions in issued currency notes are, with effect from April, 1922, registered separately under treasure.

Tables 19 to 24 show the imports and exports of gold and silver coin and bullion and of currency notes from and to each country. Bullion, coin and currency notes are excluded from all general tables of imports and exports.

7. Explanation of Imports and Exports.—The tables relating to imports refer to goods landed, whether they are intended for home consumption, bonding, or re-exportation. Goods landed and afterwards re-exported are therefore included under "imports," even though imported on a through bill of lading, unless they are removed under bond from the importing to the exporting ships at the same or another port (when they are omitted from the general tables of imports and re-exports) because the accounts exclude transshipment trade at ports. Goods are seldom imported to be improved, and the "improvement" trade, such as is recognised in the statistics of some other countries, is not distinguished.

Transshipment Trade.—Indian ports are not transshipment centres for foreign countries to any considerable extent, and the trade returns accordingly take no account of merchandise transhipped.

Passengers' baggage.—Imports of dutiable baggage are included in the trade statistics but not those of free baggage.

Ship's Stores.—Imports of ship's stores on which duty is paid and exports on which drawback is claimed are also registered.

Bunkers.—(Coal and oil) taken for use on board ships engaged in foreign trade are not included in the general tables of Exports.

Parcel Post.—Imports from and Exports to Foreign Countries by Parcel Post are included in the returns, but with certain exceptions the contents of foreign registered letters received and despatched are not recorded either for imports or exports. Imports by parcel post of goods, whether dutiable or not, are not classified according to their nature, with the exception of the items noted in the following paragraph, but are separately recorded at the end of the tables and are entered by value only. Exports by parcel post are treated in the same way as imports by parcel post, and the values shown are approximate only.

From April, 1922, imports by post including letter packets (registered and ordinary post) referred to Collectors of Customs for assessment, of jewellery, precious stones, gold and silver thread, cigarettes, and cinematograph films, are included with their appropriate heads and sub-heads in the import trade returns. The statistics for 1922-23 to 1926-27 are therefore not comparable with those of the preceding years.

8. Countries to which Imports and Exports are credited.—Throughout the tables in this volume *Imports* are classified as received from the countries whence they were *consigned* to British India, and not, as in the corresponding volumes for 1910-11 and earlier years, as received from the countries whence they were shipped direct to India. The *countries of consignment* are the countries from which the goods have come, whether by land and sea or by sea only, without interruption of transit save in the course of transshipment or transfer from one means of conveyance to another.

The countries whence goods are consigned are not in all cases the countries of actual origin or in the case of manufactured goods the countries in which the processes of manufacture were conducted or completed, since goods produced in one country may be purchased by a firm in another country and thence despatched, after a longer or shorter interval, to India. In such a case the second country would be the country of consignment, to which the goods would be credited in these tables.

The substitution of countries of consignment for countries of shipment affects the imports from countries which have no seaboard* (separately distinguished in the tables of this volume). The recorded imports from such countries as Belgium, the Netherlands, Germany, Austria and Hungary are largely affected by this change. These countries were formerly credited in the returns with the exports from countries which did not possess a seaboard, such as Switzerland, or which did not always export their goods from their own ports but from those of a neighbouring country.

Exports are credited in the tables to the country of *final destination*, i.e., the country to which they are consigned, whether that country possesses a seaboard or not, and not, as before, to the country containing the port of discharge as declared by the exporter in the shipping bills, whether carried there direct or after transshipment. The *country of final destination* is the country to which goods exported from India are intended to pass, whether by sea and land or by sea only, without interruption of transit save in the course of transshipment or transfer from one means of conveyance to another.

As in the case of imports, this classification differs from that adopted in the corresponding volumes for 1910-11 and earlier years, the countries affected being (1) those without a seaboard, which previously did not appear in the tables, and (2) those countries through which goods consigned to countries without a seaboard were shipped.

A supplementary volume was issued for each of the years 1907-08 to 1910-11 inclusive. These supplementary volumes contained a classification of Imports and Exports on the system which was adopted in Volumes I and II for 1911-12 and subsequent years, imports being credited to countries whence consigned and exports to countries of final destination. For the four years, 1907-08 to 1910-11, the results of both methods are available for comparison.

In all tables of Volumes I and II where trade is shown according to countries, the countries included in the British Empire have been grouped separately from Foreign Countries, excepting in tables 4 to 7, 10, and 13 of Volume II, where geographical arrangement within the Continent is followed.

9. Method of ascertaining Quantities and Values of Imports and Exports.—The statements of both quantities and values are based on the declarations of importers in Bills of Entry and of exporters in Shipping Bills as subsequently checked by the Customs officials. The quantities are not recorded in every case, but where goods are entered by weight, the quantities given represent the *net* weight exclusive of packages, sacks, casks, tins, bottles, etc., in which they may be contained or of reels on which they may be wound. In certain cases, number, gallon, or yard is the denomination employed. Piece-goods are shown by linear yards, oil-cloth and floor-cloth by square yards, and liquors and oils generally by gallons. When weight is the prescribed denomination, different units (tons, cwts., lbs., and ozs.) are specified according to the nature of various articles and the different trade practice. According to the provisions of

* The following is a list of such countries:—Switzerland, Turkistan, Abyssinia, Afghanistan, the Transvaal, Rhodesia, Orange Free State, and Bolivia.

the Indian Sea Customs Act, VIII of 1878 (Section 30), the values of goods imported or exported are based on wholesale market prices, and represent—

- (a) the wholesale cash price, less trade discount, for which goods of the like kind and quality are sold, or are capable of being sold, at the time and place of importation or exportation, as the case may be, without any abatement or deduction whatever, except (in the case of goods imported) of the amount of the duties payable on the importation thereof; or
- (b) where such price is not ascertainable, the cost at which goods of the like kind and quality could be delivered at such place without any abatement or deduction, except as aforesaid.

In the tables of Imports and Exports of Treasure, the weight of gold has been shown in 'fine ounces' and that of silver in 'standard ounces,' the latter meaning the British Standard ($\frac{37}{100}$ fine); while the value of both gold and silver imported and exported, whether on private or on Government account, represents the market value at the time and place of import or export, except in the case of Government of India rupees and currency notes of which the face value is shown. The practice before April, 1921, was not uniform at all the ports.

10. Unenumerated goods.—Unenumerated goods, *i.e.*, goods not separately specified, are divided into "Unmanufactured" and "Manufactured" [Classes II (Group S) and III (Group V) respectively] and are placed in the tables of imports and exports after all other goods recorded. These goods are entered by value only.

11. Charts.—Charts are annexed to illustrate the variations in the total imports and exports of merchandise and in the net imports of treasure, and also the variations of principal articles in the import and export trade.

12. List of Countries.—A complete list of all the countries, the trade with which is separately recorded, is shown in Appendix C. This list was revised in accordance with the territorial re-adjustments brought about by the War, and introduced in the Sea-borne Trade returns of British India with effect from April, 1921, affecting countries shown throughout this volume as follows, *viz.*:—

"Russia" no longer includes Finland, Esthonia, Latvia, Lithuania, and the part of Poland formerly Russian Territory;

"Denmark" includes a part of Slesvig formerly German;

"Germany" no longer includes Memel, Dantzic, the part of Poland formerly German, and Luxemburg;

"Austria" and "Hungary," as newly constituted, are now shown separately. Fiume, Czechoslovakia and part of the Serb-Croat-Slovene State are no longer included therein;

"Greece" includes the parts of "Turkey, European" ceded to her;

"Turkey, European" is practically represented by Constantinople only;

"Turkey, Asiatic" no longer includes Syria, Palestine, Armenia, and Mesopotamia.

"Tanganyika Territory" was formerly included in "German East Africa."

13. Index.—An index to the articles alphabetically arranged, specified in the tables of Imports, Exports, and Re-exports, is given at the end of the volume.

14. Calendar Year Accounts.—The particulars of the import and export trade of British India in principal articles for the calendar year are also published annually.

D. B. MEEK,

Director-General.

TABLES

RELATING TO

THE SEA-BORNE TRADE OF BRITISH INDIA

Note.—The Fiscal Year commences on the 1st April and ends on the 31st March.

ABSTRACT TABLES

TOTAL VALUE OF THE IMPORT AND EXPORT TRADE OF BRITISH INDIA

No. 1.

VALUE of TOTAL FOREIGN SEA-BORNE TRADE (with the BRITISH EMPIRE and FOREIGN COUNTRIES)

		1922-23	1923-24	1924-25	1925-26	1926-27
		₹	₹	₹	₹	₹
PRIVATE.						
IMPORTS—						
Merchandise		232,70,76,898	227,81,22,882	246,62,53,831	226,17,77,961	231,81,51,913
Treasure	Gold	41,31,36,406	29,25,31,532	74,28,97,987	35,22,99,488	70,50,12,002
	Silver	20,71,43,941	21,73,09,040	24,26,01,757	19,85,35,416	21,65,96,108
	Currency notes	1,01,59,670	1,16,85,831	62,79,663	31,96,567	15,37,774
	TOTAL	63,04,40,017	52,20,27,403	99,17,79,407	55,40,31,421	41,31,45,879
TOTAL IMPORTS	295,75,16,910	279,81,50,285	345,80,33,238	281,58,09,382	272,92,97,792	
EXPORTS—						
Merchandise	Indian	299,16,19,322	348,83,61,245	334,66,53,086	374,84,21,200	301,48,53,234
	Foreign	15,16,33,276	13,07,47,631	13,50,91,413	10,48,48,276	8,00,97,559
	TOTAL	314,32,52,598	361,91,08,876	348,17,44,499	385,32,69,476	309,49,50,793
Treasure	Gold	13,30,632	6,67,517	36,32,121	37,53,564	10,08,654
	Silver	2,53,77,646	3,39,95,138	4,20,30,171	2,70,14,504	1,89,80,825
	Currency notes	11,05,000	8,78,000	84,75,000	44,00,000	97,000
	TOTAL	2,78,13,278	3,55,40,655	4,91,37,292	3,51,68,068	2,00,86,279
TOTAL EXPORTS	317,10,65,876	365,46,49,531	403,08,81,790	388,84,37,544	311,44,91,122	
TOTAL IMPORTS AND EXPORTS (PRIVATE)						
Merchandise		547,03,29,491	589,52,31,753	644,79,99,329	611,50,47,437	540,76,07,756
Treasure		65,82,53,295	55,75,68,058	104,09,16,699	58,91,99,489	43,31,81,158
TOTAL		612,85,82,786	645,27,99,811	748,89,16,028	670,42,46,926	584,07,88,914
GOVERNMENT.						
IMPORTS—						
Stores		13,48,47,216	9,57,18,889	6,78,82,777	9,82,84,634	9,89,76,127
Treasure	Gold	1,02,772
	Silver	22,88,928	32,13,240	2,05,580	4,85,088	10,39,087
	Currency notes	29,64,379	67,94,923	..	4,11,071	11,86,637
	TOTAL	53,56,079	1,00,13,163	2,05,580	8,46,169	21,74,694
TOTAL IMPORTS	14,02,03,295	10,57,32,052	6,78,82,777	9,90,80,793	9,81,60,821	
EXPORTS—						
Stores	Indian	1,19,01,479	1,27,69,768	1,53,64,647	1,20,79,339	1,31,38,961
	Foreign	55,62,338	18,85,020	53,13,386	27,78,027	29,09,496
	TOTAL	1,74,64,317	1,46,54,788	2,06,78,033	1,48,57,366	1,60,48,457
Treasure	Gold
	Silver	5,03,567	52,055	36,500	7,14,850	23,000
	Currency notes	18,50,000	11,39,800	25,07,600	25,98,750	20,55,125
	TOTAL	23,53,567	11,91,855	25,44,100	32,23,600	20,78,125
TOTAL EXPORTS	1,98,22,884	1,58,46,643	2,32,22,133	1,80,79,966	1,81,26,582	
TOTAL IMPORTS AND EXPORTS (GOVERNMENT)						
		16,00,26,179	12,15,78,695	9,08,16,490	11,71,56,759	11,62,77,403
GRAND TOTAL, IMPORTS						
Merchandise		246,19,24,109	237,16,41,771	253,36,36,608	236,00,12,595	240,91,23,040
Treasure		68,57,96,096	58,20,40,566	99,19,34,987	55,48,77,589	41,53,20,573
TOTAL		309,77,20,205	295,36,82,337	352,55,71,595	291,48,90,175	282,44,43,613
GRAND TOTAL, EXPORTS						
Merchandise		316,07,16,915	363,37,63,664	400,24,27,531	336,81,21,342	311,05,04,300
Treasure		3,01,71,845	3,67,32,510	5,16,31,392	3,88,91,668	2,21,13,404
TOTAL		319,08,88,760	367,04,96,174	405,41,06,923	339,69,13,510	313,26,17,704
TOTAL SEA-BORNE TRADE		628,86,08,965	662,41,78,511	757,97,30,518	631,18,03,685	595,70,65,317

ABSTRACT TABLES
IMPORTS AND EXPORTS

(2)

No. 2.

VALUE of the TOTAL IMPORTS, EXPORTS, and RE-EXPORTS of MERCHANDISE (private) from and to the BRITISH EMPIRE and FOREIGN COUNTRIES, RESPECTIVELY.

MERCHANDISE—	1922-23	1923-24	1924-25	1925-26	1926-27
Imports :	R	R	R	R	R
Consigned from—					
British Empire	156,82,51,970	146,95,12,318	153,43,72,108	133,74,06,456	127,02,81,786
Foreign Countries	76,38,24,923	80,66,10,564	93,13,51,725	92,43,71,505	104,28,70,127
TOTAL	232,70,76,893	227,61,22,882	246,57,23,833	226,17,77,961	231,31,51,913
Exports (Indian) : Consignments to—					
British Empire	117,42,18,277	132,54,55,269	146,11,07,647	129,75,31,934	114,13,61,901
Foreign Countries	181,74,06,045	216,29,05,976	238,55,45,439	245,08,89,266	137,29,96,483
TOTAL	299,16,19,322	348,83,61,245	384,66,53,086	374,84,21,200	301,43,58,384
Exports (Foreign) : Consignments to—					
British Empire	10,57,69,067	8,21,38,995	7,89,90,918	5,82,14,991	4,82,42,027
Foreign Countries	4,58,64,209	4,86,03,636	5,61,10,494	4,66,33,295	3,18,55,532
TOTAL	15,16,33,276	13,07,42,631	13,50,91,412	10,48,48,276	8,00,97,559
Exports and Re-exports (Total) : Consignments to—					
British Empire	127,99,82,344	140,75,94,264	154,00,98,565	135,57,46,925	118,96,08,828
Foreign Countries	186,32,70,254	221,15,14,612	244,16,55,933	249,75,22,551	190,48,52,015
TOTAL	314,32,52,598	361,91,08,876	398,17,44,498	385,32,69,476	309,44,55,843
Imports, Exports, and Re-exports (Total) :—					
Consigned from and to British Empire	284,32,34,314	287,71,06,582	307,49,60,671	269,31,53,381	245,98,85,614
Foreign Countries	262,70,95,177	301,81,25,176	337,30,37,658	342,18,94,056	294,77,22,142
TOTAL	547,03,29,491	589,52,31,758	644,79,98,329	611,50,47,437	540,76,07,756

No. 3.

VALUE of the TOTAL IMPORTS and EXPORTS of TREASURE (private) from and to the BRITISH EMPIRE and FOREIGN COUNTRIES, RESPECTIVELY.

TREASURE—	1922-23	1923-24	1924-25	1925-26	1926-27
Imports :	R	R	R	R	R
Consigned from—					
British Empire	48,15,45,386	38,16,12,115	58,84,70,580	42,24,43,094	38,27,73,764
Foreign Countries	14,88,94,681	14,04,15,283	40,33,08,627	13,15,88,327	8,03,72,115
TOTAL	63,04,40,017	52,20,27,408	99,17,79,207	55,40,31,421	46,31,45,879
Exports :					
Consignments to—					
British Empire	1,66,91,942	1,83,07,365	1,77,78,558	1,19,24,208	99,47,975
Foreign Countries	1,11,21,336	1,67,38,290	3,13,58,734	2,38,48,860	1,00,87,304
TOTAL	2,78,13,278	3,50,45,655	4,91,37,292	3,57,73,068	2,00,35,279
TOTAL, IMPORTS AND EXPORTS	65,82,53,295	55,70,73,063	104,09,16,499	58,98,04,489	46,31,81,158

No. 4.

SUMMARY of the VALUE of the IMPORTS of MERCHANDISE CONSIGNED from the BRITISH EMPIRE and FOREIGN COUNTRIES

	1922-23	1923-24	1924-25	1925-26	1926-27
	R	R	R	R	R
I.—FOOD, DRINK AND TOBACCO—					
A. Fish (excluding canned fish)	24,29,949	29,66,906	31,26,899	37,72,483	33,66,131
B. Fruits and Vegetables	1,83,57,258	1,70,79,994	1,59,46,321	1,57,00,510	1,61,76,496
C. Grain, Pulse and Flour	54,32,031	43,89,626	10,41,247	65,77,470	91,68,868
D. Liquors	3,00,93,579	2,72,16,804	2,82,94,207	2,79,69,828	2,92,99,810
E. Provisions and Oilman's stores	2,77,30,379	2,80,21,866	3,91,76,911	4,51,34,689	5,50,48,611
F. Spices	2,45,34,648	2,58,77,550	2,66,00,334	3,28,01,294	3,12,28,564
G. Sugar	15,48,89,968	15,45,06,762	20,90,23,769	15,83,35,904	19,16,50,530
H. Tea	45,52,265	82,26,291	62,82,935	60,29,778	66,71,716
I. Other Food and Drink	1,93,87,376	1,29,48,890	1,56,55,537	1,18,57,949	1,49,18,871
J. Tobacco	2,25,87,007	2,26,18,495	1,97,88,393	2,13,35,543	2,56,10,069
TOTAL, CLASS I	30,99,74,460	30,38,53,184	36,49,33,553	32,95,15,448	38,36,39,966
II.—RAW MATERIALS AND PRODUCE AND ARTICLES MAINLY UNMANUFACTURED—					
A. Coal	3,08,92,733	1,65,85,004	1,19,73,515	88,16,648	31,39,336
B. Other Non-metallic mining and quarry products and the like	2,62,69,383	2,19,80,062	1,59,58,198	1,71,97,786	1,63,91,229
C. Fodder, Bran and Pollards	96,798	72,559	36,064	1,25,199	1,56,408
D. Gums, Resins and Lac	57,95,251	51,74,989	34,67,203	26,73,776	38,69,741
E. Hides and Skins, raw or undressed	9,77,183	15,50,255	14,74,060	17,33,219	21,96,364
F. Metallic ores and scrap iron or steel for re-manufacture	1,25,458	7,27,341	1,58,506	3,00,822	5,83,219
G. Oils—Vegetable, Mineral and Animal	7,00,15,669	8,65,17,988	9,69,49,025	10,73,56,183	9,18,78,486
H. Oilcakes of all kinds	10,446	12,522	13,580	7,033	7,151
I. Paper making materials	24,25,837	20,45,708	22,08,836	25,85,060	34,99,451
J. Rubber, raw or crude	421	45,811	1,08,695	1,22,417	41,730
K. Seeds, including nuts for oils	4,54,157	5,64,339	9,53,324	16,67,898	9,52,311
L. Tallow, Stearine and Wax	27,21,058	26,62,094	29,82,425	30,68,747	33,53,011
M. Cotton, raw and waste	1,73,41,612	2,50,82,208	4,24,73,347	3,64,53,449	5,03,38,704
N. Jute, raw	6,200	1,17,047	89,828	95,800	5,534
O. Silk, raw and waste	1,60,32,645	1,21,99,609	1,20,95,248	94,40,040	1,14,61,225
P. Wool, raw	13,04,629	40,54,840	78,93,506	43,35,602	31,98,070
Q. Other textile materials	5,65,291	6,62,042	7,71,264	15,07,172	9,48,063
R. Wood and Timber	49,18,264	38,89,575	40,83,026	51,94,227	58,90,952
S. Miscellaneous	58,06,491	53,71,028	65,46,992	72,78,775	71,53,284
TOTAL, CLASS II	18,57,59,526	19,92,95,021	21,02,36,642	20,99,59,853	20,50,64,269

NOTE.—For articles included in this Statement, see classification on pages 1045—1054.

ABSTRACT TABLES
IMPORTS SUMMARY

(4)

No. 4—continued

SUMMARY of the VALUE of the IMPORTS of MERCHANDISE CONSIGNED from the BRITISH EMPIRE and FOREIGN COUNTRIES—continued

	1922-23	1923-24	1924-25	1925-26	1926-27
	R	R	R	R	R
III.—ARTICLES WHOLLY OR MAINLY MANUFACTURED—					
A. Apparel	1,27,14,290	1,66,69,495	1,83,65,781	2,06,01,505	2,34,99,96
B. Arms, Ammunition and Military Stores	62,82,839	64,72,941	91,80,936	89,70,275	68,88,02
C. Chemicals, Drugs and Medicines	3,92,04,651	4,12,37,482	4,19,40,218	4,19,46,194	4,87,67,59
D. Cutlery, Hardware, Implements and Instruments (excluding Electrical Instruments and Apparatus)	6,73,48,356	5,91,02,532	6,75,19,526	7,15,64,064	7,33,70,08
E. Dyes and Colours	4,23,20,363	4,29,50,664	4,21,87,479	3,19,00,699	3,67,12,83
F. Electrical Goods and Apparatus (other than Machinery)	2,15,85,597	2,25,92,130	1,97,16,299	2,25,10,346	2,51,98,27
G. Furniture, Cabinetware, and Manufactures of Wood and Timber	25,85,855	45,30,844	33,36,475	35,70,737	44,76,63
H. Glassware and Earthenware	3,37,82,077	3,17,27,228	3,35,39,876	3,36,54,100	3,36,20,34
I. Hides and Skins, tanned or dressed, and Leather	52,39,343	52,32,121	54,76,499	53,69,094	59,72,82
J. Machinery of all kinds including Belting for Machinery	24,41,08,552	20,22,69,778	15,88,92,415	15,86,72,681	14,59,58,24
K. Metals—Iron and Steel and manufactures thereof	18,36,12,356	17,90,02,179	18,92,34,254	18,06,05,340	16,72,89,01
L. Metals other than Iron and Steel and manufactures thereof	6,91,87,914	6,39,79,719	7,37,42,934	7,28,38,733	7,06,34,70
M. Paper, Pasteboard and Stationery	3,70,41,196	3,60,14,076	3,85,05,480	3,69,95,951	3,90,16,46
N. Railway plant and rolling stock	11,05,80,847	11,72,46,081	6,07,55,481	4,99,54,183	3,26,24,49
O. Rubber manufactures	1,80,19,646	1,67,96,394	1,54,97,429	2,16,49,611	2,10,53,79
P. Vehicles, excluding Locomotives, etc., for Railways	3,42,56,501	4,34,09,478	4,41,90,972	5,74,89,206	6,39,93,14
Q. Cotton yarns and manufactures	70,13,02,032	67,48,45,756	82,32,51,509	65,66,72,935	65,04,73,97
R. Jute	16,79,300	20,81,959	27,74,730	50,08,311	40,31,38
S. Silk	3,16,54,472	3,40,16,996	3,71,19,455	2,80,29,923	3,45,09,58
T. Woollen	1,51,56,436	2,44,09,761	3,56,47,709	4,23,60,776	4,14,38,13
U. Other yarns and textile fabrics	1,60,62,820	2,55,78,821	3,76,78,048	3,64,39,124	5,71,14,68
V. Miscellaneous	10,03,12,381	9,64,01,951	9,66,58,653	9,71,63,646	9,64,14,05
TOTAL, CLASS III	179,49,37,824	174,65,68,386	185,52,12,158	168,39,67,434	168,30,58,27
IV.—LIVING ANIMALS—					
A. Horses	24,53,585	17,98,194	28,19,554	31,67,368	39,05,70
B. Other living Animals	1,29,048	1,88,799	2,15,024	2,89,038	2,79,20
TOTAL, CLASS IV	25,82,633	19,86,993	30,34,578	34,56,406	41,84,90
V.—POSTAL ARTICLES NOT SPECIFIED					
	3,47,22,450	3,44,19,298	3,28,33,900	3,48,78,820	3,72,04,49
GRAND TOTAL	232,70,76,893	227,61,22,882	246,62,59,831	226,17,77,961	231,31,51,91

NOTE.—For articles included in this Statement, see classification on pages 1045—1054.

No. 4—continued

SUMMARY of the VALUE of the IMPORTS of MERCHANDISE CONSIGNED from the
BRITISH EMPIRE

	1922-23	1923-24	1924-25	1925-26	1926-27
	₹	₹	₹	₹	₹
I.—FOOD, DRINK AND TOBACCO—					
A. Fish (excluding canned fish)	18,90,701	25,22,546	28,07,843	32,94,338	33,95,730
B. Fruits and Vegetables	86,21,977	90,57,172	86,72,848	85,91,318	65,57,335
C. Grain, Pulse and Flour	48,25,485	20,23,632	9,38,713	64,67,360	82,20,991
D. Liquors	2,13,31,514	1,82,97,890	1,77,99,917	1,78,54,716	1,81,48,620
E. Provisions and Oilman's stores	2,05,15,969	1,93,83,568	2,35,96,629	2,51,92,997	2,86,32,663
F. Spices	2,42,21,063	2,52,57,215	2,59,87,844	3,23,12,764	3,07,63,279
G. Sugar	1,61,51,868	61,78,521	4,09,62,184	1,01,41,056	70,33,630
H. Tea	4,68,149	10,51,114	10,53,078	15,46,467	13,33,896
I. Other Food and Drink	1,31,51,861	79,37,573	85,73,793	65,00,121	71,43,043
J. Tobacco	2,02,88,486	1,76,78,959	1,41,00,879	1,77,16,756	2,12,84,544
TOTAL, CLASS I	13,14,67,073	10,93,88,190	14,44,93,223	12,96,17,893	13,25,13,731
II.—RAW MATERIALS AND PRODUCE AND ARTICLES MAINLY UNMANUFACTURED—					
A. Coal	2,82,32,026	1,21,16,229	88,86,459	56,95,106	25,70,790
B. Other Non-metallic mining and quarry products and the like	1,31,76,476	1,09,95,942	76,77,958	73,47,075	74,38,652
C. Fodder, Bran and Pollards	95,923	71,616	35,468	1,23,946	1,56,294
D. Gums, Resins and Lac	45,20,249	40,26,829	24,80,933	16,78,776	24,37,211
E. Hides and Skins, raw or undressed	8,43,434	10,26,154	9,31,689	11,64,704	16,99,902
F. Metallic ores and scrap iron or steel for re-manufacture	1,21,804	6,81,784	92,323	97,808	2,24,992
G. Oils—Vegetable, Mineral and Animal	1,15,90,996	87,11,609	88,86,668	1,91,90,814	1,09,50,828
H. Oilcakes of all kinds	10,446	12,522	13,580	7,033	7,151
I. Paper making materials	73,791	268	2,254	18,835	37,144
J. Rubber, raw or crude	421	45,811	1,07,797	1,21,312	38,365
K. Seeds including nuts for oils	3,06,016	4,23,285	7,61,228	14,16,671	5,72,673
L. Tallow, Stearine and Wax	22,56,492	22,03,307	25,45,401	26,18,235	28,62,067
M. Cotton, raw and waste	1,55,23,626	2,10,34,343	3,88,04,200	3,44,88,579	2,75,52,388
N. Jute, raw	5,030	9,320	9,477	983	3,060
O. Silk, raw and waste	27,93,987	13,61,582	18,71,345	4,98,302	4,83,852
P. Wool, raw	9,21,732	35,42,155	65,89,717	26,38,231	21,87,315
Q. Other textile materials	15,228	23,322	3,789	36,713	1,60,191
R. Wood and Timber	15,90,921	12,74,129	9,57,261	10,76,737	10,19,067
S. Miscellaneous	45,40,314	34,47,994	36,00,818	35,02,097	29,55,812
TOTAL, CLASS II	8,66,18,912	7,10,08,204	8,42,68,365	8,17,21,957	6,33,57,754

NOTE.—For articles included in this Statement, see classification on pages 1045—1054.

**ABSTRACT TABLES
IMPORTS SUMMARY**

(6)

No. 4—continued

SUMMARY of the VALUE of the IMPORTS of MERCHANDISE CONSIGNED from the BRITISH EMPIRE—continued

	1922-23	1923-24	1924-25	1925-26	1926-27
	R	R	R	R	R
III.—ARTICLES WHOLLY OR MAINLY MANUFACTURED—					
A. Apparel	76,58,028	93,66,359	96,26,236	1,15,25,824	1,19,45,386
B. Arms, Ammunition and Military Stores	54,47,159	52,57,535	62,53,232	55,99,021	54,20,043
C. Chemicals, Drugs and Medicines	2,51,20,513	2,50,85,014	2,49,95,145	2,40,86,283	2,65,31,462
D. Cutlery, Hardware, Implements, and Instruments (excluding Electrical Instruments and Apparatus)	3,43,70,001	2,83,20,369	2,87,72,823	2,95,97,339	2,95,63,009
E. Dyes and Colours	1,49,92,202	1,56,31,558	1,25,68,141	1,38,62,950	1,43,42,964
F. Electrical Goods and Apparatus (other than Machinery)	1,52,39,498	1,72,66,520	1,41,08,319	1,52,03,447	1,70,31,970
G. Furniture, Cabinetware, and Manufactures of Wood and Timber	14,93,552	14,41,112	15,64,707	16,82,059	22,14,375
H. Glassware and Earthenware	81,47,490	66,77,892	62,52,065	58,18,224	58,56,236
I. Hides and Skins, tanned or dressed and Leather	45,37,423	45,17,332	46,53,353	43,88,935	45,04,899
J. Machinery of all kinds including Belting for Machinery	20,69,93,143	17,15,68,172	13,40,48,581	12,69,33,403	11,45,46,052
K. Metals—Iron and Steel and manufactures thereof	10,68,81,134	12,03,88,990	11,93,00,663	12,25,96,529	10,38,69,264
L. Metals other than Iron and Steel and manufactures thereof	4,28,28,327	3,78,58,368	3,50,87,937	3,36,69,445	2,92,75,382
M. Paper, Pasteboard and Stationery	1,94,90,235	1,90,79,200	1,84,54,919	1,70,87,564	1,57,01,956
N. Railway plant and rolling stock	10,57,92,107	11,25,95,653	5,41,74,437	4,32,74,388	2,25,47,698
O. Rubber manufactures	95,30,675	87,07,556	89,15,800	1,12,36,873	1,11,36,711
P. Vehicles, excluding Locomotives, etc., for Railways	2,19,92,394	2,85,77,334	2,74,79,969	3,43,26,083	3,71,66,021
Q. Cotton yarns and manufactures	59,57,05,640	55,63,60,656	66,72,34,087	49,37,92,549	49,35,16,731
R. Jute	16,50,657	18,93,853	23,30,724	31,12,079	25,51,567
S. Silk	48,83,261	23,44,718	26,64,769	19,06,858	17,98,459
T. Woollen	92,70,428	1,45,84,946	2,09,54,826	2,12,50,470	1,95,80,827
U. Other yarns and textile fabrics	93,32,187	1,35,17,686	1,73,95,495	1,48,40,786	1,94,27,035
V. Miscellaneous	5,89,65,227	5,49,28,797	5,73,27,092	5,70,25,384	5,43,91,728
TOTAL, CLASS III	131,03,21,281	125,60,69,620	127,41,63,320	109,28,16,473	104,19,19,775
IV.—LIVING ANIMALS—					
A. Horses	24,44,585	17,69,994	28,18,454	31,60,868	38,80,372
B. Other living Animals	1,02,754	1,58,989	2,02,951	2,64,885	1,97,362
TOTAL, CLASS IV	25,47,339	19,28,983	30,21,405	34,25,753	40,77,734
V.—POSTAL ARTICLES NOT SPECIFIED					
	3,22,97,365	3,11,17,321	2,89,25,793	2,98,24,380	2,84,12,792
GRAND TOTAL	156,32,51,970	146,95,12,318	153,48,72,106	133,74,06,456	127,02,81,786

NOTE.—For articles included in this Statement, see classification on pages 1045—1054.

No. 4—continued

SUMMARY of the VALUE of the IMPORTS of MERCHANDISE CONSIGNED from FOREIGN COUNTRIES

	1922-23	1923-24	1924-25	1925-26	1926-27
	R	R	R	R	R
I.—FOOD, DRINK AND TOBACCO—					
A. Fish (<i>excluding</i> canned fish)	5,39,248	4,44,360	3,19,556	4,78,145	4,70,401
B. Fruits and Vegetables	97,35,281	80,22,822	72,73,473	71,09,192	96,19,161
C. Grain, Pulse and Flour	6,06,546	23,65,994	1,02,534	1,10,110	9,47,877
D. Liquors	87,62,065	89,18,914	1,04,94,290	1,01,15,112	1,11,51,190
E. Provisions and Oilman's stores	72,14,410	86,38,298	1,55,80,282	1,99,41,692	2,64,15,948
F. Spices	3,13,585	6,20,335	6,12,490	4,88,530	4,65,285
G. Sugar	13,87,38,100	14,83,28,241	16,80,61,585	14,81,94,848	18,46,16,900
H. Tea	40,84,116	71,75,177	52,29,862	44,83,311	53,87,820
I. Other Food and Drink	62,35,515	50,11,317	70,81,744	53,57,828	77,75,528
J. Tobacco	22,78,521	49,39,536	56,87,514	36,18,787	43,26,125
TOTAL, CLASS I	17,85,07,387	19,44,64,994	22,04,43,330	19,98,97,555	25,11,26,235
II.—RAW MATERIALS AND PRODUCE AND ARTICLES MAINLY UNMANUFACTURED—					
A. Coal	26,60,707	44,68,775	30,87,056	31,21,542	5,68,546
B. Other Non-metallic mining and quarry products and the like	1,80,92,907	1,09,84,120	82,80,240	98,50,711	89,52,577
C. Fodder, Bran and Pollards	875	943	596	1,253	114
D. Gums, Resins and Lac	12,75,002	11,48,160	9,86,270	9,95,000	14,32,530
E. Hides and Skins, raw or undressed	1,33,749	5,24,101	5,42,371	5,68,515	4,96,462
F. Metallic ores and scrap iron or steel for re-manufacture	3,654	45,557	66,183	2,03,014	3,58,227
G. Oils—Vegetable, Mineral and Animal	5,84,24,673	7,78,06,379	8,80,52,357	8,81,65,389	8,09,27,658
H. Oilcakes of all kinds
I. Paper making materials	23,52,046	20,45,440	22,06,582	25,66,225	34,62,307
J. Rubber, raw or crude	898	1,105	3,365
K. Seeds <i>including</i> nuts for oils	1,48,141	1,41,054	1,92,096	2,51,227	3,79,638
L. Tallow, Stearine and Wax	4,64,566	4,58,787	4,37,024	4,50,512	4,90,944
M. Cotton, raw and waste	18,17,986	40,47,862	36,69,147	19,64,870	2,27,86,316
N. Jute, raw	1,170	1,07,727	80,351	94,817	2,474
O. Silk, raw and waste	1,32,38,658	1,08,38,027	1,02,23,903	89,41,738	1,09,77,373
P. Wool, raw	3,82,897	5,12,685	13,03,789	16,97,371	10,10,755
Q. Other textile materials	5,50,063	6,38,720	7,67,475	14,70,459	7,87,872
R. Wood and Timber	33,27,343	25,95,446	31,25,765	41,17,490	48,71,885
S. Miscellaneous	12,66,177	19,23,034	29,46,174	37,76,678	41,97,472
TOTAL, CLASS II	9,91,40,614	11,82,86,817	12,59,68,277	12,82,37,896	14,17,06,515

NOTE.—For articles included in this Statement, see classification on pages 1045—1054.

**ABSTRACT TABLES
IMPORTS SUMMARY**

No. 4—concluded

SUMMARY of the VALUE of the IMPORTS of MERCHANDISE CONSIGNED from FOREIGN COUNTRIES—continued

	1922-23	1923-24	1924-25	1925-26	1926-27
	R	R	R	R	R
III.—ARTICLES WHOLLY OR MAINLY MANUFACTURED—					
A. Apparel	50,56,262	73,03,136	87,39,545	90,75,681	1,15,54,580
B. Arms, Ammunition and Military Stores	8,35,680	11,15,406	29,27,704	33,71,254	14,67,980
C. Chemicals, Drugs and Medicines	1,40,84,138	1,61,52,468	1,69,45,073	1,78,59,931	2,22,36,132
D. Cutlery, Hardware, Implements and Instruments (excluding Electrical Instruments and Apparatus)	3,29,78,355	3,07,82,163	3,87,46,703	4,19,66,725	4,38,07,072
E. Dyes and Colours	2,73,28,161	2,73,19,106	2,96,19,338	1,80,37,749	2,23,69,875
F. Electrical Goods and Apparatus (other than Machinery)	63,46,099	53,25,610	56,07,980	73,06,899	81,66,309
G. Furniture, Cabinetware, and Manufactures of Wood and Timber	10,92,303	30,89,732	17,71,768	18,88,678	22,62,258
H. Glassware and Earthenware	2,56,34,587	2,50,49,336	2,72,87,811	2,78,35,876	2,77,64,111
I. Hides and Skins, tanned or dressed and Leather	7,01,920	7,14,789	8,23,146	9,80,159	14,67,930
J. Machinery of all kinds including Belting for Machinery	3,71,15,409	3,07,01,606	2,48,43,834	3,17,39,278	3,14,12,194
K. Metals—Iron and Steel and manufactures thereof	7,67,31,222	5,86,13,189	6,99,33,591	5,80,08,811	6,34,19,750
L. Metals other than Iron and Steel and manufactures thereof	2,63,59,587	2,61,21,351	3,86,54,997	3,91,69,288	4,23,59,322
M. Paper, Pasteboard and Stationery	1,75,50,961	1,69,34,876	2,00,50,561	1,99,08,387	2,33,14,508
N. Railway plant and rolling stock	47,88,740	46,50,428	65,81,044	66,79,795	1,00,76,796
O. Rubber manufactures	84,88,971	80,88,838	65,81,629	1,04,12,738	99,17,083
P. Vehicles, excluding Locomotives, etc., for Railways	1,22,64,107	1,48,32,144	1,67,11,003	2,31,63,123	2,68,27,127
Q. Cotton yarns and manufactures	10,55,96,392	11,84,85,100	15,60,17,422	16,28,80,386	15,69,57,245
R. Jute	28,643	1,88,106	4,44,006	18,96,232	14,79,821
S. Silk	2,67,71,211	3,16,72,278	3,44,54,686	2,61,23,065	3,27,11,125
T. Woollen	58,86,008	98,24,815	1,46,92,883	2,11,10,306	2,18,57,305
U. Other yarns and textile fabrics	67,30,633	1,20,61,135	2,02,82,553	2,15,98,338	3,76,87,648
V. Miscellaneous	4,13,47,154	4,14,73,154	3,93,31,561	4,01,38,262	4,20,22,331
TOTAL, CLASS III	48,37,16,543	49,04,98,766	58,10,48,838	59,11,50,961	64,11,88,502
IV.—LIVING ANIMALS—					
A. Horses	9,000	28,200	1,100	6,500	25,330
B. Other living Animals	26,294	29,810	12,073	24,153	81,841
TOTAL, CLASS IV	35,294	58,010	13,173	30,653	1,07,171
V.—POSTAL ARTICLES NOT SPECIFIED					
	24,25,085	33,01,977	39,08,107	50,54,440	87,91,704
GRAND TOTAL	76,38,24,923	80,66,10,564	93,13,81,725	92,43,71,505	104,28,70,127

NOTE.—For articles included in this Statement, see classification on pages 1045—1054.

SUMMARY of the VALUE of the EXPORTS of INDIAN MERCHANDISE to the BRITISH EMPIRE and FOREIGN COUNTRIES.

	1922-23	1923-24	1924-25	1925-26	1926-27
	₹	₹	₹	₹	₹
I.—FOOD, DRINK AND TOBACCO—					
A. Fish (excluding canned fish)	54,25,327	82,83,973	72,32,465	76,43,584	75,37,978
B. Fruits and Vegetables	63,11,819	71,78,497	71,65,692	83,46,053	89,88,557
C. Grain, Pulse and Flour	42,47,63,223	50,87,14,693	65,06,03,639	48,03,39,206	39,24,89,596
D. Liquors	49,418	17,595	6,505	79,157	4,104
E. Provisions and Oilman's stores	60,91,640	60,34,850	58,87,401	63,78,592	50,82,219
F. Spices	1,09,79,949	1,10,86,076	1,06,74,737	1,76,27,933	1,55,96,550
G. Sugar	10,48,839	96,97,444	52,49,017	8,19,682	6,91,550
H. Tea	22,04,00,383	31,64,61,489	33,39,24,211	27,12,17,240	29,03,77,502
I. Other Food and Drink	1,24,74,230	1,57,64,597	2,09,24,587	1,87,31,574	1,35,63,498
J. Tobacco	82,67,812	1,02,97,301	1,25,03,894	1,11,40,017	1,04,15,226
TOTAL, CLASS I	69,58,12,640	89,15,36,515	105,41,72,148	82,23,23,038	74,56,46,780
II.—RAW MATERIALS AND PRODUCE AND ARTICLES MAINLY UNMANUFACTURED—					
A. Coal	14,73,200	22,29,816	37,15,695	34,59,241	80,91,664
B. Other Non-metallic mining and quarry products and the like	62,35,975	1,07,13,342	1,04,55,333	1,06,49,126	1,11,00,411
C. Fodder, Bran and Pollards	1,26,25,569	1,28,45,974	1,58,85,891	1,28,57,559	1,06,24,663
D. Gums, Resins and Lac	10,37,27,584	9,18,94,195	7,63,12,990	7,04,13,229	5,61,50,807
E. Hides and Skins, raw or undressed	5,70,60,201	6,93,24,529	6,77,41,366	7,23,38,263	7,17,96,544
F. Metallic ores and scrap iron or steel for re-manufacture	2,26,10,442	2,33,82,790	2,18,96,676	2,43,97,633	2,40,69,705
G. Oils—Vegetable, Mineral and Animal	3,19,81,409	2,90,02,588	3,44,09,928	1,79,26,694	95,71,284
H. Oilcakes of all kinds	1,72,22,985	1,94,09,852	2,19,99,605	2,10,61,650	2,52,75,612
I. Paper making materials	1,251	790	55,561	2,14,984	1,12,878
J. Rubber, raw or crude	72,50,093	1,14,40,018	1,42,94,317	2,94,09,876	2,60,14,317
K. Seeds, including nuts for oils	27,35,38,362	29,81,71,643	33,16,84,566	29,63,87,727	19,08,77,178
L. Tallow, Stearine and Wax	8,75,505	22,42,030	11,34,787	10,68,836	14,00,179
M. Cotton, raw and waste	71,94,71,587	99,51,43,034	91,72,16,153	95,65,20,410	59,14,18,849
N. Jute	22,52,84,639	20,00,06,328	29,09,30,435	37,94,57,313	26,78,04,139
O. Silk	38,17,258	50,21,392	38,06,868	35,74,799	32,39,518
P. Wool	4,41,43,267	3,17,48,608	5,07,03,429	3,79,88,245	3,93,14,109
Q. Other textile materials	61,07,816	76,54,282	1,73,32,674	1,59,17,557	82,76,795
R. Wood and Timber	94,02,714	1,24,67,022	1,38,64,191	1,93,61,974	1,60,12,958
S. Miscellaneous	2,23,11,135	2,75,55,973	2,73,14,300	2,68,37,120	2,50,63,426
TOTAL, CLASS II	156,51,40,992	185,02,60,206	192,07,54,765	199,98,22,236	138,68,15,036

NOTE.—For articles included in this Statement, see classification on pages 1055—1060.

ABSTRACT TABLES
EXPORTS SUMMARY

(10)

No. 5—continued

SUMMARY of the VALUE of the EXPORTS of INDIAN MERCHANDISE to the BRITISH EMPIRE and FOREIGN COUNTRIES—continued.

	1922-23	1923-24	1924-25	1925-26	1926-27
	R	R	R	R	R
III.—ARTICLES WHOLLY OR MAINLY MANUFACTURED—					
A. Apparel	37,52,938	29,94,494	34,08,167	27,52,305	25,58,771
B. Arms, Ammunition and Military Stores	3,532	10,961	325	500	1,161
C. Chemicals, Drugs and Medicines	3,07,51,884	3,25,29,085	2,14,65,705	2,56,05,969	2,65,82,061
D. Cutlery, Hardware, Implements and Instruments (excluding Electrical Instruments and Apparatus)	9,28,322	14,50,983	15,20,501	20,86,411	22,70,771
E. Dyes and Colours	1,20,69,826	1,35,44,913	1,38,61,282	1,37,98,793	1,24,15,111
F. Electrical Goods and Apparatus (other than Machinery)
G. Furniture, Cabinetware, and Manufactures of Wood and Timber	8,84,723	7,96,996	7,38,166	6,11,971	6,38,275
H. Glass and Earthenware	3,95,853	2,88,616	3,01,570	2,71,519	2,49,307
I. Hides and Skins, tanned or dressed, and Leather	5,16,07,178	6,00,76,699	7,28,87,243	7,10,20,580	7,50,02,154
J. Machinery of all kinds including Belting for Machinery	47,038	1,20,951	1,25,166	74,000	95,347
K. Metals—Iron and Steel and manufactures thereof	93,95,890	1,30,70,535	2,19,92,468	1,77,48,641	1,41,27,735
L. Metals other than Iron and Steel and manufactures thereof	1,63,62,350	2,13,71,310	2,80,02,404	3,07,36,716	3,32,88,241
M. Paper, Pasteboard and Stationery	1,03,188	1,14,000	1,21,461	1,12,485	1,26,456
N. Railway plant and rolling stock	2,34,541	2,53,731	3,46,945	2,77,675	1,45,593
O. Rubber manufactures	9,331	45,944	9,676	20,004	1,04,291
P. Vehicles excluding Locomotives, etc., for Railways	91,710	63,728	59,840	42,663	27,527
Q. Cotton yarn and manufactures	13,06,21,869	10,95,49,068	11,27,47,895	9,64,85,053	10,74,85,517
R. Jute	40,49,41,510	42,28,35,890	51,76,66,438	58,83,98,259	53,18,08,673
S. Silk	2,42,956	4,27,054	2,94,801	3,01,238	2,68,497
T. Woollen	98,41,387	82,62,940	1,14,28,612	79,59,276	75,13,933
U. Other yarns and textile fabrics	6,29,599	7,05,406	5,32,843	8,34,310	9,85,891
V. Miscellaneous articles, wholly or mainly manufactured	3,16,54,491	3,07,15,730	3,46,61,997	3,65,57,331	3,74,00,094
TOTAL, CLASS III	70,45,70,111	71,92,29,034	84,21,73,505	89,56,95,699	85,30,95,419
IV.—LIVING ANIMALS—					
A. Horses	1,10,785	55,510	75,910	52,050	36,280
B. Cattle	8,28,912	8,78,804	8,37,480	9,17,086	12,33,549
C. Sheep and Goats	11,25,513	13,92,741	18,22,674	22,13,437	22,26,517
D. Other living Animals	2,63,334	3,32,789	4,05,913	2,79,486	3,35,949
TOTAL, CLASS IV	23,28,544	26,59,844	31,41,977	34,62,059	38,32,295
V.—POSTAL ARTICLES					
	2,37,67,035	2,46,75,646	2,64,10,691	2,71,18,168	2,49,68,754
GRAND TOTAL	299,16,19,322	348,83,61,245	384,66,53,086	374,84,21,200	301,43,58,282

NOTE.—For articles included in this Statement, see classification on pages 1055—1060.

No. 5—continued

SUMMARY of the VALUE of the EXPORTS of INDIAN MERCHANDISE to the BRITISH EMPIRE

	1922-23	1923-24	1924-25	1925-26	1926-27
	R	R	R	R	R
L.—FOOD, DRINK AND TOBACCO—					
A. Fish (excluding canned fish)	54,11,036	61,65,788	71,29,980	75,84,101	74,59,504
B. Fruits and Vegetables	56,37,003	61,54,806	57,36,935	65,91,723	73,24,614
C. Grain, Pulse and Flour	24,92,57,677	26,30,12,114	33,61,98,404	21,60,27,624	19,27,86,042
D. Liquors	49,418	17,575	6,365	59,946	3,262
E. Provisions and Oilman's stores	52,12,675	53,13,777	50,86,628	53,06,239	52,05,748
F. Spices	72,56,783	73,52,899	70,31,785	1,04,99,900	92,41,304
G. Sugar	8,10,567	94,57,091	50,00,197	6,82,706	6,34,607
H. Tea	21,17,00,349	30,17,84,814	31,84,68,725	25,63,72,728	27,25,97,886
I. Other Food and Drink	63,69,050	73,80,110	98,43,034	1,00,58,853	71,78,732
J. Tobacco	71,88,804	74,94,270	86,39,420	86,46,517	92,36,686
TOTAL, CLASS I	49,88,93,362	61,41,33,244	70,31,41,473	52,18,30,337	51,16,68,385
I.—RAW MATERIALS AND PRODUCE AND ARTICLES MAINLY UNMANUFACTURED—					
A. Coal	14,73,200	22,06,143	37,15,325	33,69,749	62,54,394
B. Other Non-metallic mining and quarry products and the like	24,65,227	28,00,396	48,92,298	51,77,126	50,25,232
C. Fodder, Bran and Pollards	1,01,46,144	1,11,80,277	1,46,16,658	1,15,54,860	97,71,992
D. Gums, Resins and Lac	2,52,15,960	2,08,47,174	1,76,87,822	1,54,99,596	1,20,10,916
E. Hides and Skins, raw or undressed	68,82,952	54,79,097	51,53,618	57,20,731	50,09,356
F. Metallic ores and scrap iron or steel for re-manufacture	1,00,06,462	1,08,65,999	86,51,455	90,25,869	81,24,666
G. Oils—Vegetable, Mineral and Animal	2,16,82,487	2,41,28,225	2,72,44,511	1,14,69,594	69,09,760
H. Oilcakes of all kinds	1,21,36,975	1,18,50,462	1,37,86,893	1,37,14,105	1,60,92,642
I. Paper making materials	..	340	39,100	1,26,519	78,361
J. Rubber, raw or crude	64,65,450	1,00,09,676	1,26,95,111	2,47,86,380	2,26,31,825
K. Seeds, including nuts for oils	8,62,53,051	9,68,05,254	8,83,30,020	7,59,51,144	3,20,83,239
L. Tallow, Stearine and Wax	6,57,230	13,15,337	6,74,363	7,72,748	7,83,915
M. Cotton, raw and waste	4,59,51,027	9,08,43,436	4,99,92,241	6,04,74,946	1,82,08,302
N. Jute	5,96,31,581	4,64,04,849	7,26,60,806	10,60,78,248	6,16,39,500
O. Silk	13,93,152	18,72,165	13,84,465	10,34,334	5,61,409
P. Wool	4,31,80,081	3,00,07,152	4,58,37,931	3,36,97,422	3,59,70,567
Q. Other textile materials	17,06,726	19,20,261	42,94,154	27,85,579	14,61,254
R. Wood and Timber	63,81,799	93,29,089	98,84,116	1,39,43,046	1,15,29,607
S. Miscellaneous	91,78,747	1,02,74,291	1,11,26,892	92,70,015	88,15,019
TOTAL, CLASS II	35,08,08,251	38,81,39,623	39,26,67,779	40,44,52,011	26,29,61,946

NOTE.—For articles included in this Statement, see classification on pages 1055—1060.

ABSTRACT TABLES
EXPORTS SUMMARY

(12)

No. 5—continued

SUMMARY of the VALUE of the EXPORTS of INDIAN MERCHANDISE to the BRITISH EMPIRE
—continued.

	1922-23	1923-24	1924-25	1925-26	1926-27
	₹	₹	₹	₹	₹
III.—ARTICLES WHOLLY OR MAINLY MANUFACTURED—					
A. Apparel	29,38,167	20,25,035	22,98,585	16,34,999	16,62,254
B. Arms, Ammunition and Military Stores	3,532	7,061	325	500	1,165
C. Chemicals, Drugs and Medicines	51,24,429	53,92,359	54,84,681	49,78,529	40,57,747
D. Cutlery, Hardware, Implements, and Instruments (excluding Electrical Instruments and Apparatus)	7,43,167	10,49,655	12,28,327	16,29,740	18,46,109
E. Dyes and Colours	69,77,378	67,12,879	76,09,769	72,41,873	69,51,145
F. Electrical Goods and Apparatus (other than Machinery)
G. Furniture, Cabinetware, and Manufactures of Wood and Timber	5,74,485	5,38,305	4,40,645	4,16,650	3,71,349
H. Glassware and Earthenware	3,32,723	2,20,126	2,20,716	1,86,691	1,77,423
I. Hides and Skins, tanned or dressed, and Leather	4,45,80,683	5,17,10,043	6,50,97,490	6,24,48,421	6,63,32,617
J. Machinery of all kinds including Belting for Machinery	44,338	1,07,772	81,749	43,806	60,839
K. Metals—Iron and Steel and manufactures thereof	3,43,999	9,88,570	19,58,587	13,57,497	10,26,852
L. Metals other than Iron and Steel and manu- factures thereof	86,94,692	1,36,41,700	1,64,54,623	1,64,18,994	1,23,24,152
M. Paper, Pasteboard and Stationery	72,496	82,600	92,241	90,436	91,181
N. Railway plant and rolling stock	2,33,580	2,53,711	3,46,895	2,77,675	1,45,593
O. Rubber manufactures	9,325	45,944	9,676	19,396	76,481
P. Vehicles excluding Locomotives, etc., for Rail- ways	79,770	58,922	33,698	21,721	22,774
Q. Cotton yarns and manufactures	10,10,48,604	7,74,34,172	7,51,20,899	6,40,89,029	7,04,42,480
R. Jute	10,89,83,313	11,99,61,285	14,14,33,894	16,04,62,071	15,40,65,147
S. Silk	1,20,393	3,25,972	2,28,450	2,36,532	2,41,430
T. Woollen	77,54,408	62,44,334	85,50,512	49,50,638	45,14,916
U. Other yarns and textile fabrics	3,54,224	4,16,874	2,76,080	5,05,592	5,08,166
V. Miscellaneous articles wholly or mainly manu- factured	1,45,99,573	1,41,59,338	1,63,86,523	1,96,79,640	1,79,15,728
TOTAL, CLASS III	30,36,13,279	30,13,76,663	34,33,54,365	34,66,90,430	34,28,35,548
V.—LIVING ANIMALS—					
A. Horses	1,08,515	52,430	75,030	51,950	29,280
B. Cattle	8,25,887	8,78,289	8,31,825	9,09,876	12,28,089
C. Sheep and Goats	11,23,748	13,89,336	18,21,771	22,11,725	22,26,290
D. Other living Animals	1,25,682	1,60,048	2,22,452	1,85,919	2,55,506
TOTAL, CLASS IV	21,83,832	24,80,103	29,51,078	33,59,470	37,39,165
V.—POSTAL ARTICLES	1,87,14,553	1,93,25,636	1,89,92,952	2,11,99,686	2,01,56,757
GRAND TOTAL	117,42,13,277	132,54,55,269	146,11,07,647	129,75,31,934	114,13,61,801

NOTE.—For articles included in this Statement, see classification on pages 1055—1060.

No. 5—continued

SUMMARY of the VALUE of the EXPORTS of INDIAN MERCHANDISE to FOREIGN COUNTRIES

	1922-23	1923-24	1924-25	1925-26	1926-27
	R	R	R	R	R
I.—FOOD, DRINK AND TOBACCO—					
A. Fish (excluding canned fish)	14,291	1,18,185	1,02,485	59,483	78,474
B. Fruits and Vegetables	6,74,816	10,23,691	14,28,757	17,54,330	16,63,943
C. Grain, Pulse and Flour	17,55,05,546	24,57,02,579	31,44,06,235	26,43,11,582	19,97,03,554
D. Liquors	..	20	140	19,211	842
E. Provisions and Oilman's stores	8,78,965	7,21,073	8,00,773	10,72,353	7,76,471
F. Spices	37,23,166	37,33,177	36,42,952	71,28,033	63,55,246
G. Sugar	2,38,272	2,40,353	2,48,820	1,36,976	56,943
H. Tea	87,00,034	1,46,76,675	1,54,55,486	1,48,44,512	1,77,79,616
I. Other Food and Drink	61,05,180	83,84,487	1,10,81,553	86,72,721	63,84,766
J. Tobacco	10,79,008	28,03,031	38,64,474	24,93,500	11,78,540
TOTAL, CLASS I	19,69,19,278	27,74,03,271	35,10,30,675	30,04,92,701	23,39,78,395
II.—RAW MATERIALS AND PRODUCE AND ARTICLES MAINLY UNMANUFACTURED—					
A. Coal	..	23,673	370	89,492	18,37,280
B. Other Non-metallic mining and quarry products and the like	37,70,748	79,12,946	55,63,035	54,72,000	60,75,179
C. Fodder, Bran and Pollards	24,79,425	16,65,697	12,69,233	13,02,690	8,52,671
D. Gums, Resins and Lac	7,85,11,624	7,10,47,021	5,86,25,168	5,49,13,633	4,41,39,891
E. Hides and Skins, raw or undressed	5,01,77,249	6,38,45,432	6,25,87,748	6,66,17,532	6,67,87,188
F. Metallic ores and scrap iron or steel for re-manufacture	1,26,03,980	1,25,16,791	1,32,45,221	1,53,71,764	1,65,45,039
G. Oils—Vegetable, Mineral and Animal	1,02,98,922	48,74,363	71,65,417	64,57,100	26,61,524
H. Oilcakes of all kinds	50,86,010	75,59,390	82,12,712	73,47,545	91,82,970
I. Paper making materials	1,251	450	16,461	88,465	34,517
J. Rubber, raw or crude	7,34,643	14,36,342	15,99,206	46,23,496	33,82,492
K. Seeds including nuts for oils	18,72,85,311	20,13,66,389	24,33,54,546	22,04,16,583	15,87,93,939
L. Tallow, Stearine and Wax	2,18,275	9,26,693	4,60,424	2,96,088	6,16,264
M. Cotton, raw and waste	67,35,20,560	90,42,99,598	86,72,23,912	89,60,45,464	57,32,10,547
N. Jute	16,56,53,058	15,36,01,479	21,82,69,629	27,33,79,065	20,61,64,639
O. Silk	24,24,106	31,49,227	24,22,403	25,40,465	26,78,109
P. Wool	9,63,186	17,41,456	48,65,498	42,90,823	33,43,542
Q. Other textile materials	44,01,090	57,34,021	1,30,38,520	1,31,31,978	68,15,541
R. Wood and Timber	30,20,915	31,87,933	39,80,075	54,18,928	44,83,351
S. Miscellaneous	1,31,32,388	1,72,81,682	1,61,87,408	1,75,67,105	1,62,48,407
TOTAL, CLASS II	121,43,32,741	146,21,20,583	152,80,86,986	159,53,70,225	112,38,53,090

NOTE.—For articles included in this Statement, see classification on pages 1055—1060.

ABSTRACT TABLES
EXPORTS SUMMARY

(14)

No. 5—concluded

SUMMARY of the VALUE of the EXPORTS of INDIAN MERCHANDISE to FOREIGN COUNTRIES—continued

	1922-23	1923-24	1924-25	1925-26	1926-27
	R	R	R	R	R
III.—ARTICLES WHOLLY OR MAINLY MANUFACTURED—					
A. Apparel	8,14,766	9,69,459	11,09,582	11,17,306	8,96,525
B. Arms, Ammunition and Military Stores	3,900
C. Chemicals, Drugs and Medicines	2,56,27,455	2,71,36,726	1,59,81,024	2,06,27,440	2,25,24,314
D. Cutlery, Hardware, Implements, and Instruments (excluding Electrical Instruments and Apparatus)	1,85,155	4,01,328	2,92,174	4,56,671	4,24,662
E. Dyes and Colours	50,92,448	68,32,034	62,51,513	65,56,920	54,63,970
F. Electrical Goods and Apparatus (other than Machinery)
G. Furniture, Cabinetware, and Manufactures of Wood and Timber	3,10,238	2,58,691	2,97,521	1,95,321	2,66,926
H. Glassware and Earthenware	63,130	68,490	80,854	84,828	71,884
I. Hides and Skins, tanned or dressed, and Leather	70,26,495	83,66,656	77,89,753	85,72,159	86,69,537
J. Machinery of all kinds including Belting for Machi- nery	2,700	13,179	43,417	30,194	34,508
K. Metals—Iron and Steel and manufactures thereof	90,51,891	1,20,81,965	2,00,33,881	1,63,91,144	1,31,00,880
L. Metals other than Iron and Steel and manufac- tures thereof	75,57,658	77,29,610	1,15,47,781	1,43,17,722	2,09,64,089
M. Paper, Pasteboard and Stationery	30,692	31,394	29,220	22,049	35,275
N. Railway plant and rolling stock	961	20	50
O. Rubber manufactures	6	608	27,810
P. Vehicles excluding Locomotives, etc., for Rail- ways	11,940	4,806	26,142	20,942	4,753
Q. Cotton yarns and manufactures	2,95,73,265	3,21,14,896	3,76,26,996	3,23,96,024	3,70,43,037
R. Jute	29,59,58,197	30,28,74,605	37,62,32,544	42,79,36,188	37,77,43,528
S. Silk	1,22,563	1,01,082	66,351	61,706	27,067
T. Woollen	20,86,979	20,18,606	28,78,100	30,08,638	25,99,017
U. Other yarns and textile fabrics	2,75,375	2,88,532	2,56,763	3,28,718	4,77,725
V. Miscellaneous articles wholly or mainly manufac- tured	1,70,54,918	1,65,56,392	1,82,75,474	1,68,77,691	1,94,84,366
TOTAL, CLASS III	40,09,56,832	41,78,52,371	49,88,19,140	54,90,05,269	51,02,59,871
IV.—LIVING ANIMALS—					
A. Horses	2,270	3,080	880	100	7,000
B. Cattle	3,025	515	5,655	7,210	5,460
C. Sheep and Goats	1,765	3,405	903	1,712	227
D. Other living Animals	1,37,652	1,72,741	1,83,461	93,567	80,443
TOTAL, CLASS IV	1,44,712	1,79,741	1,90,899	1,02,589	93,130
V.—POSTAL ARTICLES					
	50,52,482	53,50,010	74,17,739	59,18,482	48,11,997
GRAND TOTAL	181,74,06,045	216,29,05,976	238,55,45,439	245,08,89,266	187,29,96,483

NOTE.—For articles included in this Statement, see classification on pages 1055—1060.

SUMMARY of the VALUE of the EXPORTS of BRITISH and FOREIGN MERCHANDISE to the BRITISH EMPIRE and FOREIGN COUNTRIES .

	1922-23	1923-24	1924-25	1925-26	1926-27
	R	R	R	R	R
—FOOD, DRINK AND TOBACCO—					
A. Fish (excluding canned fish)	12,15,680	11,43,565	7,47,616	6,61,275	5,90,477
B. Fruits and Vegetables	79,02,290	21,33,603	15,95,928	17,26,004	13,73,515
C. Grain, Pulse and Flour	59,286	76,681	10,540	8,470	4,317
D. Liquors	3,83,446	2,30,286	2,87,901	1,77,409	1,03,691
E. Provisions and Oilman's stores	4,73,961	4,99,621	3,26,064	4,93,182	3,61,451
F. Spices	17,60,131	8,17,011	18,70,121	20,19,658	5,50,392
G. Sugar	2,63,19,335	1,61,06,039	92,75,794	50,64,129	33,80,056
H. Tea	1,59,413	3,05,901	2,71,538	2,79,211	1,23,422
I. Other Food and Drink	8,12,983	7,12,329	2,31,467	2,29,859	3,49,994
J. Tobacco	4,85,866	4,06,512	3,93,171	70,807	80,493
TOTAL, CLASS I	3,95,72,391	2,24,31,548	1,50,10,140	1,07,30,004	69,17,808
—RAW MATERIALS AND PRODUCE AND ARTICLES MAINLY UN-MANUFACTURED—					
A. Coal, Coke and Patent Fuel	19,80,765	17,18,383	18,91,803	11,26,152	8,66,395
B. Other Non-metallic mining and quarry products and the like	9,47,884	2,60,213	2,09,947	3,45,465	3,75,109
C. Fodder, Bran and Pollards
D. Gums, Resins and Lac	20,99,901	19,35,451	16,28,194	16,06,185	17,25,724
E. Hides and Skins, raw or undressed	67,38,981	98,01,938	1,40,20,801	1,11,09,800	1,18,56,028
F. Metallic ores and scrap iron or steel for re-manufacture	3,52,902	4,38,978	7,88,737	5,46,802	7,22,464
G. Oils—Vegetable, Mineral and Animal	12,84,789	36,19,854	15,46,869	18,73,507	20,54,315
H. Oilcakes of all kinds
I. Paper making materials
J. Rubber, raw or crude	108	115	220	4,124	1,800
K. Seeds including nuts for oils	18,523	16,393	22,093	15,797	28,935
L. Tallow, Stearins and Wax	34,243	1,757	6,355	6,075	1,066
M. Cotton, raw and waste	1,12,12,482	1,35,27,739	2,40,57,111	1,62,08,138	36,39,386
N. Jute
O. Silk	1,72,119	3,17,634	2,58,693	72,880	1,23,663
P. Wool	89,14,269	74,83,272	1,07,73,920	90,36,035	93,67,528
Q. Other textile materials	7,050	..	30
R. Wood and Timber	3,84,613	1,13,074	79,027	93,093	60,177
S. Miscellaneous	11,35,528	10,92,967	10,95,673	9,39,083	10,14,984
TOTAL, CLASS II	3,52,84,157	4,03,27,768	5,63,79,473	4,29,83,141	3,18,37,574

NOTE.—For articles included in this Statement, see classification on pages 1061—1065.

SUMMARY of the VALUE of the EXPORTS of BRITISH and FOREIGN MERCHANDISE to the BRITISH EMPIRE and FOREIGN COUNTRIES—continued

	1922-23	1923-24	1924-25	1925-26	1926-27
	₹	₹	₹	₹	₹
III.—ARTICLES WHOLLY OR MAINLY MANUFACTURED—					
A. Apparel	36,96,356	30,25,481	22,79,378	22,22,172	17,42,246
B. Arms, Ammunition and Military Stores	1,36,898	1,11,473	1,50,104	1,22,504	1,15,428
C. Chemicals, Drugs and Medicines	14,56,238	11,30,520	7,57,186	7,27,362	7,15,257
D. Cutlery, Hardware, Implements and Instruments (excluding Electrical Instruments and Apparatus)	41,05,430	35,62,020	37,54,521	35,79,856	32,43,905
E. Dyes and Colours	12,43,086	12,96,104	10,68,931	10,11,568	7,10,710
F. Electrical Goods and Apparatus (other than Machinery)	5,61,559	5,41,012	5,32,835	3,84,241	5,71,202
G. Furniture, Cabinetware and Manufactures of Wood and Timber	11,68,504	11,87,716	5,99,651	6,57,652	6,43,567
H. Glassware and Earthenware	16,17,318	13,56,584	13,67,247	10,25,507	7,42,494
J. Hides and Skins, tanned or dressed and Leather	24,92,784	30,57,666	20,91,587	12,19,333	2,59,004
J. Machinery of all kinds including Belting for Machinery	20,20,662	9,29,304	17,57,055	16,93,210	14,80,796
K. Metals—Iron and Steel and manufactures thereof	6,74,708	7,38,631	5,64,401	3,54,811	5,15,131
L. Metals other than Iron and Steel and manufactures thereof	10,40,284	14,72,841	13,48,345	10,29,212	10,42,823
M. Paper, Pasteboard and Stationery	8,76,694	6,89,108	5,37,573	4,31,501	3,01,641
N. Railway plant and rolling stock	84,581	81,862	1,39,513	84,096	33,305
O. Rubber manufactures	2,44,786	3,45,894	2,49,090	2,49,093	1,92,919
P. Vehicles excluding Locomotives, etc., for Railways	15,01,672	18,79,714	16,25,552	13,54,823	12,35,695
Q. Cotton yarns and manufactures	3,67,12,310	2,86,67,286	2,59,01,462	1,62,44,321	1,24,61,135
R. Jute	3,930	3,000
S. Silk	6,38,208	5,57,873	4,91,601	4,37,180	3,38,177
T. Woollen	76,77,207	94,70,796	1,06,51,647	1,15,71,609	88,59,671
U. Other yarns and textile fabrics	10,75,273	9,91,738	11,33,921	12,02,705	12,33,041
V. Miscellaneous articles wholly or mainly manufactured	37,48,319	34,52,830	30,18,400	22,14,513	20,30,584
TOTAL, CLASS III	7,27,76,807	6,45,49,453	6,00,20,000	4,78,57,269	3,84,68,731
IV.—LIVING ANIMALS—					
A. Horses	3,62,725	2,80,850	6,82,150	4,20,715	3,31,600
B. Cattle
C. Sheep and Goats
D. Other living Animals	22,887	44,552	21,525	7,114	10,090
TOTAL, CLASS IV	3,85,612	3,25,402	7,03,675	4,27,829	3,41,690
V.—POSTAL ARTICLES					
	36,14,309	31,13,460	29,78,124	28,50,033	25,31,750
GRAND TOTAL	15,16,33,276	13,07,47,631	13,50,91,412	10,48,48,276	8,00,97,551

NOTE.—For articles included in this Statement, see classification on pages 1061—1065.

No. 6—continued

SUMMARY of the VALUE of the EXPORTS of BRITISH and FOREIGN MERCHANDISE to the BRITISH EMPIRE

	1922-23	1923-24	1924-25	1925-26	1926-27
	₹	₹	₹	₹	₹
I.—FOOD, DRINK AND TOBACCO—					
A. Fish (excluding canned fish)	12,13,623	11,42,840	7,44,616	6,57,150	5,90,280
B. Fruits and Vegetables	75,86,222	19,07,353	9,85,472	10,40,349	10,12,320
C. Grain, Pulse and Flour	2,727	3,095	3,860	1,170	1,110
D. Liquours	3,03,658	1,64,189	2,31,823	57,239	66,181
E. Provisions and Oilman's stores	2,54,803	1,99,684	1,91,239	3,02,019	2,37,260
F. Spices	16,87,676	7,48,021	17,82,583	19,48,786	4,86,751
G. Sugar	1,95,77,793	89,06,495	48,39,098	29,98,571	20,25,283
H. Tea	71,027	54,011	43,212	74,486	38,196
I. Other Food and Drink	3,03,779	2,66,576	90,588	40,453	1,54,314
J. Tobacco	3,72,875	1,31,617	1,24,802	61,001	70,078
TOTAL, CLASS I	3,13,74,183	1,35,24,381	90,37,298	71,81,174	46,81,753
II.—RAW MATERIALS AND PRODUCE AND ARTICLES MAINLY UNMANUFACTURED—					
A. Coal, Coke and Patent fuel	14,02,250	8,90,561	9,83,546	6,28,628	5,02,637
B. Other Non-metallic mining and quarry products and the like	6,48,969	1,85,858	1,69,697	2,41,440	2,41,702
C. Fodder, Bran and Pollards
D. Gums, Resins and Lac	5,44,428	4,28,978	3,03,156	2,64,606	3,59,858
E. Hides and Skins, raw or undressed	61,69,020	86,89,959	1,20,47,994	1,02,14,483	1,10,08,951
F. Metallic ores and scrap iron or steel for re-manufacture	1,860	13,510	2,18,760	3,002	3,701
G. Oils—Vegetable, Mineral and Animal	8,64,152	17,97,345	7,53,960	3,11,011	4,18,866
H. Oilcakes of all kinds
I. Paper making materials
J. Rubber, raw or crude	108	40	20	4,124	1,800
K. Seeds including nuts for oils	11,997	1,598	6,447	7,365	19,703
L. Tallow, Stearine and Wax	34,052	1,710	5,855	4,395	466
M. Cotton, raw and waste	47,33,021	50,37,070	64,13,920	20,61,908	8,20,126
N. Jute
O. Silk	34,884	2,10,861	1,23,900	27,345	67,510
P. Wool	77,95,156	65,89,471	93,44,218	73,44,084	67,75,361
Q. Other textile materials	7,050
R. Wood and Timber	25,453	31,597	37,245	46,825	20,975
S. Miscellaneous	7,69,616	6,74,248	3,26,567	3,50,460	2,00,699
TOTAL, CLASS II	2,30,42,016	2,45,52,806	3,07,35,085	2,15,09,674	2,04,42,355

NOTE—For articles included in this Statement, see classification on pages 1061—1065.

SUMMARY of the VALUE of the EXPORTS of BRITISH and FOREIGN MERCHANDISE to the BRITISH EMPIRE—continued

	1922-23	1923-24	1924-25	1925-26	1926-27
	£	£	£	£	£
III.—ARTICLES WHOLLY OR MAINLY MANUFACTURED—					
A. Apparel	30,63,737	24,68,359	18,24,676	14,68,202	13,33,180
B. Arms, Ammunition and Military Stores	1,00,439	85,107	1,41,143	1,10,064	1,01,793
C. Chemicals, Drugs and Medicines	8,98,922	6,40,088	4,14,136	4,26,088	4,82,529
D. Cutlery, Hardware, Implements and Instruments (excluding Electrical instruments and Apparatus)	23,50,412	21,31,983	24,10,558	22,38,834	17,56,011
E. Dyes and Colours	4,94,523	3,54,916	3,91,286	4,45,369	2,22,799
F. Electrical Goods and Apparatus (other than Machinery)	2,34,300	2,01,186	4,99,493	2,91,361	3,32,996
G. Furniture, Cabinetware and Manufactures of Wood and Timber	9,37,899	8,48,830	5,09,637	5,64,266	5,88,152
H. Glassware and Earthenware	10,46,498	7,57,071	6,73,157	5,18,665	4,26,199
I. Hides and Skins, tanned or dressed, and Leather	17,86,927	24,27,591	16,64,395	10,42,555	1,81,280
J. Machinery of all kinds including Belting for Machinery	14,64,594	7,55,218	14,68,162	11,99,708	11,45,801
K. Metals—Iron and Steel and manufactures thereof	4,63,255	4,65,406	3,37,026	1,87,651	2,69,081
L. Metals other than Iron and Steel and manufactures thereof	6,47,234	8,26,017	5,61,645	5,54,847	5,77,559
M. Paper, Pasteboard and Stationery	5,38,710	3,62,907	2,84,833	2,43,560	1,78,792
N. Railway Plant and rolling stock	62,294	76,612	1,27,245	83,306	25,659
O. Rubber manufactures	2,11,376	2,95,866	1,73,913	2,25,879	1,28,525
P. Vehicles excluding Locomotives, etc., for railways	13,36,835	16,90,782	11,05,301	11,03,493	7,97,793
Q. Cotton yarns and manufactures	2,52,80,945	1,85,49,337	1,58,75,161	83,50,586	57,70,227
R. Jute " " "	3,930	1,900
S. Silk " " "	3,54,860	3,23,547	2,35,556	2,33,805	1,70,103
T. Woollen " " "	38,02,140	53,40,706	49,31,122	55,48,655	42,60,643
U. Other yarns and textile fabrics	7,21,658	6,26,979	6,58,258	7,44,977	7,33,317
V. Miscellaneous articles, wholly or mainly manufactured	22,81,227	22,05,740	19,48,454	13,37,226	14,37,793
TOTAL, CLASS III	4,80,82,715	4,14,36,148	3,62,35,157	2,69,19,097	2,09,20,232
IV.—LIVING ANIMALS—					
A. Horses	3,57,725	2,67,600	6,56,350	4,05,215	2,70,900
B. Cattle
C. Sheep and Goats
D. Other living animals	13,922	7,475	5,775	6,764	9,240
TOTAL, CLASS IV	3,71,647	2,75,075	6,62,125	4,11,979	2,80,140
V.—POSTAL ARTICLES					
	28,98,506	23,50,585	23,11,258	21,93,067	19,17,547
GRAND TOTAL	10,57,69,067	8,21,38,995	7,89,80,918	5,82,14,991	4,82,42,027

NOTE—For articles included in this Statement, see classification on pages 1061—1065.

No. 6—continued

SUMMARY of the VALUE of the EXPORTS of BRITISH and FOREIGN MERCHANDISE to FOREIGN COUNTRIES

	1922-23	1923-24	1924-25	1925-26	1926-27
	₹	₹	₹	₹	₹
I.—FOOD, DRINK AND TOBACCO—					
A. Fish (excluding canned fish)	2,057	725	3,000	4,125	217
B. Fruits and Vegetables	3,16,068	2,25,750	6,10,456	6,85,655	3,61,195
C. Grain, Pulse and Flour	56,559	73,586	6,680	7,300	3,207
D. Liquors	79,788	66,097	56,078	1,20,170	37,510
E. Provisions and Oilman's stores	2,19,158	2,99,937	1,34,325	1,91,163	1,24,191
F. Spices	72,455	68,990	87,538	70,922	63,641
G. Sugar	67,41,542	71,99,544	44,36,696	20,65,558	13,54,773
H. Tea	88,336	2,51,890	2,28,326	2,04,725	85,226
I. Other Food and Drink	5,09,204	4,45,753	1,40,879	1,89,406	1,95,680
J. Tobacco	1,12,991	2,74,895	2,68,369	9,806	10,415
TOTAL, CLASS I	81,98,208	89,07,167	59,72,847	35,48,830	22,36,055
II.—RAW MATERIALS AND PRODUCE AND ARTICLES MAINLY UNMANUFACTURED—					
A. Coal, Coke, and Patent Fuel	5,78,515	8,27,822	9,08,257	4,97,526	3,63,758
B. Other Non-metallic mining and quarry products and the like	2,98,915	74,355	40,250	1,04,025	1,33,407
C. Fodder, Bran and Pollards
D. Gums, Resins and Lac	15,55,473	15,06,473	13,25,038	13,41,579	13,65,866
E. Hides and Skins, raw or undressed	5,69,961	11,11,979	19,72,807	8,95,317	8,47,077
F. Metallic ores and scrap iron or steel for remanufacture	3,51,042	4,25,468	5,69,977	5,43,800	7,18,763
G. Oils—Vegetable, Mineral and Animal	4,20,637	18,22,509	7,92,909	15,62,496	16,35,449
H. Oilcakes of all kinds
I. Paper making materials
J. Rubber, raw or crude	..	75	200
K. Seeds, including nuts for oils	6,526	14,795	15,646	8,432	9,232
L. Tallow, Stearine and Wax	191	47	700	1,680	600
M. Cotton, raw and waste	64,79,461	84,90,669	1,76,43,191	1,41,46,230	28,19,260
N. Jute
O. Silk	1,37,235	1,06,773	1,34,793	45,535	56,153
P. Wool	11,19,113	8,93,801	14,29,702	16,91,951	25,92,167
Q. Other textile materials	30
R. Wood and Timber	3,59,160	81,477	41,782	46,268	39,202
S. Miscellaneous	3,65,912	4,18,719	7,69,106	5,88,628	8,14,285
TOTAL, CLASS II	1,22,42,141	1,57,74,962	2,56,42,385	2,14,73,467	1,13,95,219

NOTE—For articles included in this Statement, see classification on pages 1061—1065.

ABSTRACT TABLES
RE-EXPORTS SUMMARY

(20)

No. 6—concluded

SUMMARY of the VALUE of the EXPORTS of BRITISH and FOREIGN MERCHANDISE to FOREIGN COUNTRIES—continued.

	1922-23	1923-24	1924-25	1925-26	1926-27
	R	R	R	R	R
III.—ARTICLES WHOLLY OR MAINLY MANUFACTURED—					
A. Apparel	6,32,619	5,57,122	4,54,702	7,53,970	4,09,066
B. Arms, Ammunition and Military Stores	36,459	26,366	8,961	12,440	13,635
C. Chemicals, Drugs and Medicines	5,57,316	4,90,432	3,43,050	3,61,274	2,32,728
D. Cutlery, Hardware, Implements, and Instruments (excluding Electrical instruments and Apparatus)	17,55,018	14,30,037	13,43,963	13,21,022	14,87,894
E. Dyes and Colours	7,48,563	9,41,188	6,77,645	5,66,199	4,87,911
F. Electrical Goods and Apparatus (other than Machinery)	3,27,259	3,39,826	33,342	92,880	2,38,206
G. Furniture, Cabinetware and Manufactures of Wood and Timber	2,30,605	3,38,886	90,014	93,386	55,415
H. Glassware and Earthenware	5,70,820	5,99,513	6,94,090	5,06,842	3,16,295
I. Hides and Skins, tanned or dressed, and Leather	7,05,857	6,30,075	4,27,192	1,76,778	77,724
J. Machinery of all kinds including Belting for Machinery	5,56,068	1,74,086	2,88,893	4,93,502	3,34,995
K. Metals—Iron and Steel and manufactures thereof	2,11,453	2,73,225	2,27,375	1,67,160	2,46,050
L. Metals other than Iron and Steel and manufactures thereof	3,93,050	6,46,824	7,86,700	4,74,365	4,65,264
M. Paper, Pasteboard and Stationery	3,37,984	3,26,201	2,52,740	1,87,941	1,22,849
N. Railway plant and rolling stock	22,287	5,250	12,268	790	7,646
O. Rubber manufactures	33,410	50,028	75,177	23,214	64,394
P. Vehicles excluding Locomotives, etc., for railways	1,64,837	1,88,932	5,20,251	2,51,330	4,37,902
Q. Cotton yarns and manufactures	1,14,31,365	1,01,17,949	1,00,26,301	78,93,735	66,90,906
R. Jute " " "	1,100
S. Silk " " "	2,83,348	2,34,326	2,56,045	2,03,375	1,68,074
T. Woollen " " "	38,75,067	41,30,090	57,20,525	60,22,954	45,99,032
U. Other yarns and textile fabrics	3,53,615	3,64,759	4,75,863	4,57,728	4,99,728
V. Miscellaneous articles wholly or mainly manufactured	14,87,092	12,47,090	10,69,946	8,77,287	5,92,791
TOTAL, CLASS III	2,46,94,092	2,31,13,305	2,37,84,843	2,09,38,172	1,75,48,505
IV.—LIVING ANIMALS—					
A. Horses	5,000	13,250	25,800	15,500	60,700
B. Cattle
C. Sheep and Goats
D. Other living Animals	8,965	37,077	15,750	350	850
TOTAL, CLASS IV	13,965	50,327	41,550	15,850	61,550
V. PDS'AL ARTICLES					
GRAND TOTAL	4,58,84,209	4,86,08,636	5,61,10,494	4,66,33,285	3,18,55,532

NOTE.—For articles included in this Statement, see classification on pages 1061—1065.

No. 7

VALUE of IMPORTS of MERCHANDISE (exclusive of GOVERNMENT STORES) from PRINCIPAL COUNTRIES
into BRITISH INDIA

COUNTRIES	1922-23	1923-24	1924-25	1925-26	1926-27
	₹	₹	₹	₹	₹
UNITED KINGDOM	140,04,57,405	131,60,52,360	133,45,04,762	115,32,02,107	110,58,84,591
BRITISH POSSESSIONS—					
Europe—					
Channel Islands	6,307	2,19,040
Gibraltar	5,01,174	2,88,998	4,25,127	4,20,100	5,08,885
Malta and Gozo	7,114	2,620	3,550	7,210	11,082
Cyprus	4,553	2,251	1,595	1,538	3,325
Asia—					
Palestine	800	1,458	2,429	7,645	1,778
Aden and Dependencies	78,20,085	53,18,163	57,30,395	43,23,941	52,91,625
Mesopotamia	1,17,10,087	1,18,28,040	88,36,282	76,71,451	70,04,870
Bahrein Islands	61,07,827	58,99,650	83,75,989	26,11,552	25,95,474
Maldives	1,35,370	80,845	52,181	1,58,110	1,20,059
Ceylon	1,43,73,244	1,29,05,995	1,35,54,996	1,70,10,510	1,37,14,918
Straits Settlements (including Labuan)	4,48,12,598	4,92,75,068	4,85,59,386	5,05,98,291	5,82,12,992
Federated Malay States	13,894	5,25,395	1,02,636	1,35,707	3,02,103
British Borneo	17,71,389	18,16,519	27,39,511	31,27,759	36,34,451
Hongkong	1,45,19,593	1,05,67,203	1,13,40,057	84,39,984	89,79,082
Africa—					
Egypt *	60,61,145	—	1,211	—	—
Protectorate of South-West Africa	8,107
Cape of Good Hope	76,933	1,017	5,107	1,36,846	9,585
Natal	80,98,839	77,39,675	58,92,292	40,23,323	31,72,439
Transvaal	90	98	14,273	28,771	2,151
Rhodesia	58	..	9,860
Zanzibar and Pemba	77,62,951	45,74,701	61,32,337	61,67,586	35,17,576
Kenya Colony	1,15,02,272	2,19,08,971	3,71,05,063	3,45,27,594	2,20,14,393
Tanganyika Territory	10,50,317	2,77,484	5,69,687	6,33,159	13,06,210
Uganda Protectorate	3,500	702	861	..
Nyasaland Protectorate	1,116	19	10	4	20,828
Somaliand Protectorate	381	4,040	1,465	227	886
Anglo-Egyptian Sudan	29,371	4,656	82,715	16,532	8,810
Mauritius and Dependencies	1,02,43,310	3,95,772	3,66,55,232	51,01,434	44,399
Seychelles	13,363	2,02,063	53,552	3,69,307	72,763
America—					
Canada :					
Via Atlantic Coast	53,18,305	33,20,512	36,81,431	1,29,13,884	1,04,95,188
" Pacific "	12,17,392	6,34,169	20,169	1,37,411	1,37,864
British West India Islands	3,38,532	1,26,269	2,05,239	52,510	9,961
British Guiana	260	1,724	302
Australasia and Oceania—					
Western Australia	12,99,623	24,36,870	4,39,515	53,17,043	35,96,465
South Australia (including Northern Territory)	13,21,141	14,57,082	3,82,231	22,07,074	53,17,479
Victoria	39,75,217	25,69,949	33,09,350	34,85,978	43,41,565
Tasmania	69,377	2,44,338	2,21,525	2,31,266	1,91,746
New South Wales	23,50,017	35,67,040	26,44,369	23,06,524	29,85,129
Queensland	7,05,729	4,20,390	35,145	3,21,155	5,73,492
Australian Commonwealth (Total)	97,21,604	1,06,95,669	76,32,185	1,44,13,346	1,69,60,376
New Zealand (including Nauru and Br. Samoa).	13,377	13,657	13,79,070	93,193	54,555
Fiji Islands	2,342	..	412	1,344	2,146
TOTAL BRITISH POSSESSIONS	16,27,94,565	15,34,59,949	20,03,67,324	18,42,04,349	16,45,97,195
TOTAL BRITISH EMPIRE	156,32,51,970	146,95,12,318	153,48,72,106	133,74,06,456	127,02,81,736

* Shown as a Foreign Country from 1923-24.

ABSTRACT TABLES
IMPORTS FROM PRINCIPAL COUNTRIES

(22)

No. 7—continued

VALUE of IMPORTS of MERCHANDISE (exclusive of GOVERNMENT STORES) from PRINCIPAL COUNTRIES:
into BRITISH INDIA—continued

COUNTRIES	1922-23	1923-24	1924-25	1925-26	1926-27
	₹	₹	₹	₹	₹
FOREIGN COUNTRIES—					
Europe—					
Russia—					
Northern Russia	99,839	4,86,359	42,182	18,833	48,790
Southern „	44,663	10,38,738	16,042	250	61,07,777
Pacific Ports (in Asia)	700	70
Finland	4,27,646	8,20,967	16,62,706	19,06,997	18,99,757
Ethiopia	1,12,061	5,86,999	2,06,061	41,028	3,51,448
Latvia	850	41,609	30,006
Georgia	35,75,868	33,88,434	24,46,287	9,685
Sweden	1,12,64,960	1,32,73,496	1,19,54,650	1,43,38,235	1,36,32,091
Norway	81,79,095	67,65,849	65,25,828	58,60,507	69,52,825
Denmark	11,02,222	15,89,364	9,16,308	7,14,465	6,91,931
Poland (including Dantzic)	2,81,798	25,240	57,658	1,93,947	42,52,867
Germany	11,88,68,146	11,87,81,674	15,46,85,810	13,80,78,742	16,90,71,677
Netherlands	2,21,94,945	2,29,17,384	2,97,82,144	3,69,24,514	4,66,26,070
Belgium	6,81,77,797	5,51,29,345	6,76,06,421	6,12,06,047	6,80,08,052
Luxemburg	10,71,687	18,12,358	20,03,591	10,11,248	18,84,689
France	1,96,39,719	2,22,94,126	2,58,55,391	3,23,87,751	3,55,66,145
Spain	25,99,292	9,21,635	15,48,574	16,77,615	20,58,891
Portugal	9,71,657	7,56,738	6,69,177	7,39,444	6,24,938
Switzerland	1,09,66,780	1,62,61,038	1,81,41,523	1,56,69,693	2,19,60,040
Italy	2,10,43,057	2,78,33,124	3,33,95,499	4,25,67,226	6,16,11,411
Finme	4,55,075	6,486	4,29,261
Austria	29,47,931	74,47,189	69,24,104	60,74,614	1,10,82,788
Hungary	11,770	42,52,124	35,39,556	43,01,329	60,83,885
Czechoslovakia	53,36,256	75,20,100	1,14,87,842	1,45,87,479	1,66,65,225
Serb-Croat Slovene State (Jugo-Slavia)	41,804	45,012	37,076	2,37,901	1,67,790
Albania	1,866	..
Roumania	6	2,538	..	112
Greece	77,084	1,12,987	1,16,782	2,29,590	2,04,958
Crete	5
Turkey, European	8,114	19,839	28,832	41,985	10,898
Asia—					
Turkey, Asiatic	3,556	2,20,140	2,324	10,695	9,212
Syria	500	220	..	15,300	1,616
Smyrna	135	..	890	5,194	17,801
Masbat Territory and Trucial Oman	66,25,440	67,98,980	49,97,345	47,47,552	37,20,840
Other Native States in Arabia					
Persia	1,75,29,869	1,75,80,744	2,23,24,538	2,14,92,358	1,98,13,908
Honjam Island	2,210	5,682	2,651	6,556	3,329
Sumatra	2,26,366	12,76,230	19,034	12,20,563	5,45,434
Java	12,88,74,72 _a	14,08,11,668	15,46,30,517	14,03,78,729	14,42,27,504

No. 7—concluded

VALUE of IMPORTS of MERCHANDISE (exclusive of GOVERNMENT STORES) from PRINCIPAL COUNTRIES into BRITISH INDIA—concluded

COUNTRIES	1922-23	1923-24	1924-25	1925-26	1926-27
	₹	₹	₹	₹	₹
FOREIGN COUNTRIES—continued					
<i>Asia—continued</i>					
Borneo (Dutch)	59,18,514	1,07,86,616	76,74,884	66,43,296	91,36,927
Celebes and other Islands	2,000	4,27,154	897	4,985	78,216
Siam	33,95,023	23,49,785	30,23,395	10,87,525	18,65,065
Indo-China (including Cochin-China, Cambodia, Annam, Tonkin and French leased territories in China)	98,075	3,25,063	60,149	7,11,689	5,16,743
Philippine Islands and Guam	6,64,646	7,80,978	8,74,242	11,49,423	9,77,414
Formosa	..	1,672	..	677	4,085
China (exclusive of Hongkong and Macao)	2,87,24,422	3,85,67,471	2,76,70,938	2,60,67,493	3,80,99,562
Korea	304
Japan	14,42,23,308	13,81,83,426	17,12,07,468	18,10,00,809	16,47,24,110
<i>Africa—</i>					
Egypt †	..	52,04,260	64,29,880	40,92,608	42,11,277
Tunis	1,21,890	1,52,840	..
Algeria	80	50	3	2,71,564	..
Canary Islands	15,805	1,10,568	..
French West Africa	122	2
Portuguese West Africa	926	..	300
Portuguese East Africa	20,66,721	45,69,683	38,46,910	33,18,106	9,87,018
Madagascar	8,775	19,419	18,770	19,051	14,936
Italian East Africa (Somaliland and Eritrea)	22,10,985	18,72,691	10,79,970	9,52,811	12,08,599
French Somaliland	6	..	4,38,022	2,17,587	1,77,688
Abyssinia	800	185
<i>America—</i>					
United States of America—					
Via Atlantic Coast	12,95,55,486	11,86,41,680	13,46,09,633	14,70,98,234	16,98,92,566
.. Pacific ..	22,41,955	96,92,983	60,92,368	36,36,950	1,29,82,053
Cuba	6,495	7,043	7	4,545	520
Haiti and St. Domingo	2,014	1,510	739
French West Indies (including St. Pierre and Miquelon)	5
Dutch West Indies	1,219	3,324
Mexico	..	18
Guatemala	22
Colombia	10,750	179	7,902	20,217	..
Panama	1,047	104
Venezuela	8
Brazil	..	19,425	2	..	677
Uruguay	..	1,004	5,498
Argentine Republic (including the Atlantic Coast of Patagonia)	..	631	947	37,913	3,667
Chile (including the Pacific Coast of Patagonia)	1,87,080
Ecuador	..	20
Hawaii	1,476	17,581
TOTAL FOREIGN COUNTRIES	76,38,24,923	80,66,10,564	93,12,81,725	92,43,71,605	104,28,70,127
TOTAL IMPORTS	232,70,76,895	227,61,22,882	246,62,52,831	226,17,77,961	231,81,51,913

† Shown as a Foreign Country from 1923-24.

ABSTRACT TABLES
EXPORTS TO PRINCIPAL COUNTRIES

(24)

INDIAN MERCHANDISE

No. 8

VALUE of EXPORTS of INDIAN MERCHANDISE (exclusive of GOVERNMENT STORES) to PRINCIPAL COUNTRIES from BRITISH INDIA

COUNTRIES	1922-23	1923-24	1924-25	1925-26	1926-27
	₹	₹	₹	₹	₹
UNITED KINGDOM	65,91,48,990	86,44,84,222	97,54,82,584	77,72,27,481	68,88,78,458
BRITISH POSSESSIONS—					
Europe—					
Channel Islands	..	268	1,336	890	..
Gibraltar	1,87,713	89,466	46,852	12,18,180	1,29,985
Malta and Gozo	78,767	37,644	1,96,308	52,083	40,414
Cyprus	3,86,967	2,01,595	4,46,372	3,78,511	3,87,412
Asia—					
Palestine	64,067	69,499	2,04,998	2,07,078	5,31,529
Aden and Dependencies	1,57,87,767	1,86,14,333	1,50,07,235	1,45,31,135	1,48,91,341
Mesopotamia	2,30,80,361	2,18,72,432	2,56,45,653	2,76,47,211	2,18,58,352
Bahrain Islands	1,80,45,791	89,18,571	91,83,379	97,36,552	87,80,184
Maldives	6,01,665	5,10,669	2,17,136	2,18,981	2,55,204
Ceylon	12,24,89,835	12,64,89,238	13,60,28,824	14,68,58,019	14,44,04,994
Straits Settlements (including Labuan)	7,52,21,256	8,29,54,101	8,03,18,855	9,31,40,828	9,32,09,116
Federated Malay States	55,93,095	55,39,311	80,55,409	75,63,026	1,02,96,612
British Borneo	6,87,500	8,16,935	3,19,310	1,80,698	1,86,007
Hongkong	6,62,66,815	4,45,90,803	3,35,54,268	2,85,29,661	2,98,78,586
Africa—					
Egypt*	3,55,97,896
Sierra Leone	500
Gold Coast (including Br. Togoland)	5,243	18,355	1,70,438	1,57,868	2,71,062
Nigeria (including Br. Cameroons)	..	7,602	..	90,000	12,975
Protectorate of South-West Africa	5,526	8,904	3,300	63,019	24,167
Cape of Good Hope	65,18,460	66,23,060	79,20,375	83,42,537	78,89,789
Natal	1,66,68,598	1,88,76,271	1,78,72,264	1,95,14,086	1,56,53,506
Transvaal	2,58,485	4,16,753	3,40,494	2,70,378	1,80,386
Rhodesia	2,27,874	2,78,360	4,06,275	3,70,537	2,37,254
Zanzibar and Pemba	67,89,978	71,43,624	60,11,705	70,91,203	76,82,299
Kenya Colony	88,63,768	84,76,504	1,04,82,535	1,02,78,025	97,74,881
Tanganyika Territory	21,22,846	22,99,881	33,34,454	35,91,382	37,42,751
Uganda Protectorate	1,776	..	760	..	1,14,660
Nyasaland Protectorate	752	1,702	3,751	8,200	3,888
Somaland Protectorate	4,09,745	2,97,013	1,52,797	3,70,199	5,46,604
Anglo-Egyptian Sudan	26,08,567	21,78,604	21,59,951	18,24,277	57,52,934
Mauritius and Dependencies	2,26,13,201	1,69,19,311	1,83,88,181	1,80,94,281	1,62,24,119
Seychelles	8,44,166	7,85,268	6,76,345	7,17,059	7,64,183
America—					
Canada—					
Via Atlantic Coast	1,95,24,023	1,93,50,668	1,93,26,555	1,82,08,168	1,67,44,234
.. Pacific ..	23,76,226	42,60,509	29,63,247	30,25,278	37,63,929
Newfoundland and Coast of Labrador	321
Bermudas	..	2,290	2,500	5,000	5,000
British West India Islands	43,09,161	57,74,704	58,91,266	51,77,414	51,72,947
British Honduras	42,455
British Guiana	7,44,136	7,22,826	5,50,870	9,57,310	5,35,366
Australasia and Oceania—					
Western Australia					
South Australia (including Northern Territory)	40,46,602	50,72,883	73,72,868	78,74,252	94,84,765
Victoria	75,09,698	90,24,416	1,12,18,865	1,34,36,025	1,44,92,008
Tasmania	1,77,46,484	1,76,50,235	2,21,68,238	2,17,88,615	2,49,36,140
New South Wales	35,962	24,783	5,451	5,379	2,367
Queensland	2,29,91,843	2,41,55,951	2,85,98,993	2,95,88,835	2,74,21,669
Australian Commonwealth (Total)	20,06,847	11,93,239	18,98,100	27,09,403	15,13,021
Territory of Papua	5,43,37,436	6,71,26,597	7,12,68,606	7,54,93,016	7,78,02,565
New Zealand (including Niuru and Br. Samoa)	4,66,574	2,22,231
Fiji Islands	62,47,708	87,63,325	75,73,411	1,05,10,493	97,91,162
	5,89,346	4,34,191	4,94,064	5,15,355	7,13,320
TOTAL BRITISH POSSESSIONS	51,50,69,287	46,09,71,047	48,56,75,063	52,08,04,503	50,74,83,348
TOTAL BRITISH EMPIRE	117,42,13,277	132,54,55,269	146,11,07,647	129,75,31,934	114,13,61,801

* Shown as a Foreign Country from 1923-24.

ABSTRACT TABLES
EXPORTS TO PRINCIPAL COUNTRIES
INDIAN MERCHANDISE

No. 8—continued

VALUE of EXPORTS of INDIAN MERCHANDISE (exclusive of GOVERNMENT STORES) to PRINCIPAL COUNTRIES from BRITISH INDIA—continued

COUNTRIES	1922-23	1923-24	1924-25	1925-26	1926-27
	R	R	R	R	R
FOREIGN COUNTRIES—					
Europe—					
Russia—					
Northern Russia	90,000	26,287	3,50,544	2,76,076	7,59,083
Southern Russia	9,000	..	8,94,718	16,67,535	..
Pacific Ports (in Asia)	1,52,800
Finland	5,40,239	12,30,709	6,73,125	12,06,991	5,06,186
Estonia	15,234
Georgia	2,68,385	8,17,475
Sweden	24,53,232	23,15,433	35,35,652	34,68,776	25,18,015
Norway	38,12,354	38,13,203	59,45,577	42,96,420	81,99,187
Denmark	15,70,782	13,57,473	10,85,335	12,03,532	8,94,357
Germany	22,56,29,798	24,94,78,445	27,98,71,853	26,77,38,451	21,39,22,607
Netherlands	4,02,94,653	5,86,91,144	7,99,08,916	7,60,18,741	6,21,07,520
Belgium	11,30,05,740	13,79,57,594	15,35,24,835	12,34,47,876	8,77,30,155
Luxemburg	7,000
France	15,89,16,716	19,85,27,106	20,75,34,003	21,10,97,992	13,81,27,104
Spain	3,14,25,661	3,77,69,340	5,31,66,077	4,77,97,323	2,74,05,008
Portugal	19,10,438	10,19,817	34,29,731	23,89,974	21,17,797
Switzerland	1,49,427	96,381	50,057	44,655	84,360
Italy	10,15,26,499	21,69,20,203	23,19,00,722	18,98,21,312	11,84,76,442
Fiume	6,60,000	22,01,136	29,00,820	24,81,650	44,43,083
Austria	1,25,63,267	1,52,44,502	84,04,455	26,66,040	25,78,300
Hungary	300	8,000	2,250
Czechoslovakia	225	1,22,957	3,13,216	2,87,692	2,39,724
Serb-Croat Slovene State (Jugo-Slavia)	27,684	5,623	44,954	35,212	52,166
Albania	210	..
Bulgaria	1,22,727	4,75,499	4,54,371	13,31,710	8,61,631
Roumania	2,21,393	67,914	1,63,302	1,56,239	3,74,545
Greece	38,68,660	62,59,616	65,28,230	52,74,941	54,39,875
Crete	1,974	3,143	7,874
Turkey, European	14,18,646	26,96,071	24,99,414	34,74,848	22,06,317
Asia —					
Turkey, Asiatic	5,47,006	7,33,867	14,77,693	15,13,914	22,38,023
Syria	24,27,219	34,70,103	35,03,244	30,01,793	42,42,029
Armenia	1,69,935	5,30,919	3,42,077	3,53,300	2,37,994
Smyrna	3,30,033	3,10,292	22,19,363	11,36,031	10,44,939
Mascat Territory and Trucial Oman	1,09,51,370	95,39,696	74,30,397	89,90,529	81,21,079
Other Native States in Arabia	1,70,17,917	1,36,30,765	77,36,605	88,12,662	99,61,620
Persia	2,23,17,254	2,06,77,095	2,59,63,519	2,35,64,973	2,49,57,822
Henjam Island	39,833	38,917	79,003	95,331	30,476
Sumatra	1,05,99,859	35,31,944	1,32,55,152	1,35,29,707	1,43,81,541
Java	2,93,10,657	3,58,19,336	2,66,17,290	4,76,15,342	2,94,74,444
Borneo (Dutch)	20,21,462	9,92,754	26,11,526	9,33,309	9,37,592
Ceibes and other Islands	7,69,993	6,82,451	5,61,662	6,85,357	9,22,733
Slam	1,47,33,337	1,71,44,295	1,74,62,792	1,75,72,557	1,68,30,671
Indo-China (including Cochin-China, Cambodia, Annam, Tonkin and French leased territories in China)	1,36,90,364	2,33,73,777	1,73,35,531	2,31,68,606	1,92,54,044
Philippine Islands and Guam	33,87,932	28,51,400	29,82,137	40,44,552	31,79,651
Macao	26,19,500	11,24,063	175
Formosa	3,15,393	4,46,367	10,46,933	43,79,734	67,27,609
China (exclusive of Hongkong and Macao)	13,63,51,078	10,52,31,496	9,56,46,923	15,43,97,395	11,21,33,341
Korea	1,943	3,71,400	5,62,053	72,75,000	56,48,423
Japan	40,19,90,342	50,16,43,249	55,14,54,141	56,65,79,649	41,00,75,270

ABSTRACT TABLES
EXPORTS TO PRINCIPAL COUNTRIES
INDIAN MERCHANDISE

(26)

No. 8—concluded

VALUE of EXPORTS of INDIAN MERCHANDISE (exclusive of GOVERNMENT STORES) to PRINCIPAL COUNTRIES from BRITISH INDIA—concluded

COUNTRIES	1922-23	1923-24	1924-25	1925-26	1926-27
	₹	₹	₹	₹	₹
FOREIGN COUNTRIES—continued					
Africa—					
Egypt*	—	2,32,16,743	6,18,05,992	4,74,57,877	3,64,32,796 ^o
Tripoli	4,537	31,908	3,50,752	41,488	17,489
Tunis	67,249	76,589	1,89,750	41,831	1,11,550
Algeria	2,78,572	..	19,280	80	2,700
Morocco	8,45,166	10,94,582	3,62,824	4,46,134	2,69,044
French West Africa	..	5,445	14,259	57,018	30,358
Portuguese Guinea	1,800	..
Belgian Congo	1,225	2,648	..
Portuguese West Africa	11,340	89,687	1,20,313	1,99,465	2,55,931
Portuguese East Africa	82,65,056	89,25,064	1,14,83,149	1,25,69,245	1,24,33,840
Madagascar	3,23,966	14,26,278	15,50,948	7,62,209	8,87,198
Réunion	59,348	28,603	19,502	3,35,044	29,410
French East Africa	..	325	..	1,670	4,878 ^m
Italian East Africa (Somaliland and Eritrea)	10,14,055	11,56,835	12,44,718	13,01,738	11,63,300
French Somaliland	42,438	1,17,957	1,03,963	2,93,522	4,61,653
Abyssinia	1,20,000	3,971	..
America—					
United States of America—					
 Vid Atlantic Coast					
Pacific	31,93,90,312	30,81,96,242	31,99,59,998	36,50,77,417	30,97,87,170
Cuba	2,38,86,391	2,64,61,284	2,23,51,123	2,98,56,748	2,70,50,297
Haiti and St. Domingo	4,00,94,707	2,78,84,830	4,61,79,622	4,75,79,679	3,89,25,997
Porto Rico	9,99,309	11,99,565	17,85,992	20,14,122	20,21,292
French West Indies	12,35,406	13,97,000	26,45,185	35,33,032	24,88,579
Dutch West Indies	11,24,134	6,31,809	8,86,073	2,28,438	1,94,140
Mexico	5,425
Guatemala	1,42,753	4,23,368	6,42,380	10,79,137	8,05,091
San Salvador	97,164	1,26,232	1,21,090	1,02,890	1,26,315
Nicaragua	4,84,887	2,29,709	1,32,195	1,28,682	2,59,193
Costa Rica	81,108	45,899	93,253	1,02,428	1,85,369
Colombia	11,618	10,018	36,232	69,593	66,527
Panama	21,168	..	59,908	66,877	60,391
Venezuela	87,277	..	10,200	30,675	13,200
Dutch Guiana	..	32,625	26,200	70,500	13,503
French Guiana	72,951	1,16,904	33,396	63,456	50,716
Brazil	..	7,890
Paraguay	66,29,332	77,14,507	58,33,693	1,31,78,665	58,48,025
Uruguay	1,92,340	..	36,000	11,062	7,400
Argentine Republic (including the Atlantic Coast of Patagonia)	10,26,687	22,38,605	29,07,354	30,63,176	34,93,484
Chile (including the Pacific Coast of Patagonia)	3,15,33,965	3,31,20,831	5,03,23,045	5,62,47,791	6,77,75,328
Peru	37,72,693	1,61,27,952	1,35,36,304	2,27,10,393	1,43,41,442 ^l
Ecuador	24,91,948	23,72,540	40,50,959	34,76,142	34,03,065 ^l
Bolivia	3,14,941	3,25,530	5,33,750	4,53,894	1,89,965
Hawaii	1,23,702	17,337	75,984	33,250	73,625
Other Islands in the Pacific	33,70,812	33,87,541	33,47,875	32,78,317	31,25,725 ^m
	16,575	..	7,100 ^r	98,033	3,05,024
TOTAL FOREIGN COUNTRIES	181,74,06,045	216,29,05,976	238,55,45,489	245,08,39,266	187,29,96,433
TOTAL EXPORTS OF INDIAN MERCHANDISE	299,16,19,322	348,83,61,245	384,66,58,083	374,84,21,209	301,43,58,284

* Shown as a Foreign Country from 1923-24.

ABSTRACT TABLES
EXPORTS TO PRINCIPAL COUNTRIES

FOREIGN MERCHANDISE

No. 9

VALUE of EXPORTS of FOREIGN MERCHANDISE (exclusive of GOVERNMENT STORES) to PRINCIPAL COUNTRIES from BRITISH INDIA

COUNTRIES	1922-23	1923-24	1924-25	1925-26	1926-27
	₹	₹	₹	₹	₹
UNITED KINGDOM	4,49,05,850	3,95,48,112	4,15,71,372	3,24,60,267	2,69,14,013
BRITISH POSSESSIONS—					
Europe—					
Gibraltar	80,833	16,701	11,508	9,379	5,889
Malta and Gozo	836	1,005	500
Cyprus	727	700	..
Asia—					
Palestine	18,427	21,025	36,478	23,313	28,470
Aden and Dependencies	1,05,72,470	66,28,525	48,21,087	22,35,840	14,38,681
Mesopotamia	1,38,41,027	95,72,082	74,83,501	54,87,875	37,08,905
Bahrain Islands	39,70,978	44,13,844	42,15,540	22,95,751	28,10,250
Maldives	13,297	10,510	33,108	6,872	20,570
Ceylon	76,08,782	52,22,152	57,11,905	53,54,269	42,18,622
Straits Settlements* (including Labuan)	58,77,658	22,39,070	28,68,331	36,55,065	17,92,061
Federated Malay States	1,13,294	1,02,717	97,223	1,11,842	1,92,684
British Borneo	194	830	..	66	1,070
Hongkong	22,71,903	20,04,202	12,12,890	10,31,204	9,42,548
Africa—					
Egypt*	10,23,385
Cape of Good Hope	65,990	33,523	15,225	16,170	25,049
Natal	8,69,907	5,79,753	4,91,983	2,61,574	2,49,607
Transvaal	10,498	23,099	9,612	10,089	9,778
Rhodesia	850
Zanzibar and Pemba	29,54,330	21,69,650	23,05,910	11,08,536	9,65,267
Kenya Colony	62,66,094	48,07,923	43,44,330	24,11,688	15,26,893
Tanganyika Territory	15,47,669	12,79,648	12,34,625	6,95,726	5,98,075
Uganda Protectorate	1,600	26,595
Nyasaland Protectorate	401	1,112
Somaliand Protectorate	23,773	5,844	3,041	3,546	7,059
Anglo-Egyptian Sudan	19,95,681	14,23,025	10,16,284	1,50,496	86,209
Mauritius and Dependencies	10,45,795	5,82,607	5,07,612	3,87,494	2,49,285
Seychelles	1,30,192	2,31,297	2,52,147	1,77,029	1,43,700
America—					
Canada—					
Via Atlantic Coast	67,269	7,15,950	5,19,036	35,298	6,342
Pacific	2,319	6,512	..	500	1,705
British West India Islands	5,889	206	425	3,333	12,415
British Guiana	5,031	7,369	7,984	6,639	11,508
Australia—					
Western Australia	1,20,022	36,560	1,994	26,523	6,706
South Australia (including Northern Territory)	3,391	17,212	3,536	7,317	4,934
Victoria	1,63,973	1,29,624	71,765	21,497	16,344
Tasmania	6,180	1,100	968
New South Wales	1,96,033	1,29,744	64,999	1,02,172	1,45,683
Queensland	5,272	13,592	379	450	430
Australian Commonwealth (Total)	4,94,376	3,27,032	1,42,730	1,59,059	1,75,525
Territory of Papua	369	..
New Zealand (including Nauru and Br. Samoa)	11,490	13,230	36,075	36,343	3,386
Fiji Islands	11,663	36,545	25,619	32,899	70,467
TOTAL BRITISH POSSESSIONS	6,08,63,717	4,25,90,833	3,74,09,543	2,57,54,724	1,93,28,614
TOTAL BRITISH EMPIRE	10,57,69,067	8,21,38,995	7,89,80,913	5,82,14,991	4,62,42,628

* Shown as a Foreign Country from 1923-24.

ABSTRACT TABLES

(28)

EXPORTS TO PRINCIPAL COUNTRIES

FOREIGN MERCHANDISE

No. 9—continued

VALUE of EXPORTS of FOREIGN MERCHANDISE (exclusive of GOVERNMENT STORES) to PRINCIPAL COUNTRIES from BRITISH INDIA—continued

COUNTRIES	1922-23	1923-24	1924-25	1925-26	1926-27
	₹	₹	₹	₹	₹
FOREIGN COUNTRIES—					
Europe—					
Sweden	570	26,925	52,451	7,231	38,128
Norway	5,294	--	3,629	2,750	8,788
Denmark	1,940	12,203	14,405	4,077	13,765
Germany	13,36,709	16,45,303	10,62,630	10,80,333	8,51,840
Netherlands	5,58,522	8,84,897	7,11,195	5,03,760	2,27,348
Belgium	6,72,890	10,14,206	3,59,166	6,04,408	5,52,929
Luxemburg	--	--	78,150	--	--
France	17,50,555	19,40,583	16,13,093	13,05,837	16,11,565
Spain	3,14,792	1,40,000	12,49,308	6,96,750	69,606
Portugal	2,800	--	--	--	2,740
Switzerland	19,720	6,121	12,293	13,598	36,436
Italy	13,82,070	12,45,422	15,62,488	23,76,395	22,03,156
Austria	64,798	1,38,474	1,75,690	1,03,792	71,258
Hungary	--	300	--	--	--
Czechoslovakia	--	2,565	495	11,769	--
Roumania	--	1,500	78,360	7,000	--
Greece	17,227	1,71,468	1,61,097	24,684	22,594
Turkey, European	13,81,933	13,80,152	24,02,437	13,86,304	9,26,147
Asia—					
Turkey, Asiatic	1,150	1,28,617	--	--	--
Syria	1,27,069	98,052	1,06,479	2,72,170	3,34,084
Suzynna	33,164	739	6,000	900	912
Armenia	--	--	7,200	--	521
Mascat Territory and Trucial Oman	43,11,072	46,17,980	45,76,654	34,71,930	28,43,386
Other Native States in Arabia	43,44,701	42,23,190	31,75,178	11,65,130	16,75,731
Perzia	1,31,36,170	1,10,94,031	1,03,55,775	87,85,999	64,23,636
Honjam Island	26,051	53,713	25,939	37,459	71,632
Sumatra	3,10,916	30,095	2,555	6,517	91,286
Java	9,93,222	8,69,119	3,86,423	5,01,921	4,51,804
Borneo (Dutch)	2,083	400	--	--	--
Celebes and Other Islands	1,362	680	495	--	--
Siam	2,65,063	3,64,592	2,26,031	2,06,038	1,39,412
Indo-China (including Cochin-China, Cambodia, Annam, Tonkin and French leased territories in China)	4,561	33,312	2,442	12,653	23,457
Philippine Islands and Guam	29,745	12,545	2,57,799	1,790	16,130
China (exclusive of Hongkong and Macao)	6,23,901	7,98,342	3,20,130	4,49,385	9,32,649
Japan	57,53,164	30,97,832	1,65,73,506	1,29,46,379	26,27,250
Africa—					
Egypt*	--	16,33,562	14,09,733	9,76,346	9,88,866
Tripoli	--	1,600	--	--	3,500
Tunis	3,800	--	--	--	--
Portuguese East Africa	11,61,052	9,93,859	10,20,095	11,16,297	10,68,048
Madagascar	908	2,481	9,170	4,263	3,021
Réunion	4,445	2,190	200	2,480	860
French East Africa	--	--	19,900	--	--
Italian East Africa (Somálland and Eritrea)	12,66,047	6,55,694	3,35,802	1,15,322	1,35,761
French Somálland	14,939	23,979	13,643	34,901	43,954
America—					
United States of America— Via Atlantic Coast	55,39,237	57,06,158	77,10,117	72,59,731	72,06,838
" Pacific "	3,50,263	34,917	21,613	6,897	23,558
Hayti and St. Domingo	--	381	2,439	2,140	2,129
Colombia	--	--	7,500	--	--
Brazil	--	3,435	--	--	--
Argentine Republic (including the Atlantic Coast of Patagonia)	24,315	5,992	469	1,14,330	1,500
Chile (including the Pacific Coast of Patagonia)	195	--	--	--	122
Peru	1,135	--	--	--	--
Hawaii	--	--	--	6,344	2,875
Other Countries	154	980	110	85	1,487
TOTAL FOREIGN COUNTRIES	4,58,64,909	4,36,08,636	6,61,10,494	4,66,33,295	3,18,55,532
TOTAL EXPORTS OF FOREIGN MERCHANDISE	15,16,33,276	13,07,47,631	13,50,91,412	10,48,48,276	8,00,97,559

* Shown as a Foreign Country from 1923-24.

No. 10

TOTAL IMPORTS of ARTICLES of BRITISH and FOREIGN MERCHANDISE

ARTICLES	QUANTITY					VALUE				
	1922-23	1923-24	1924-25	1925-26	1926-27	1922-23	1923-24	1924-25	1925-26	1926-27
Animals, living—						R	R	R	R	R
Horses No.	3,128	2,513	2,516	3,276	5,571	24,53,565	17,93,194	23,19,554	31,67,368	39,05,702
Other kinds "	1,364	2,521	2,743	2,240	4,693	1,29,043	1,83,799	2,15,024	2,89,039	2,79,203
Total Animals, living "	4,492	5,034	5,259	5,516	10,264	25,82,608	19,86,993	25,34,578	34,56,406	41,84,905
Apparel (excluding hosiery and boots and shoes)—										
Apparel (including drapery, uniforms, accoutrements) value	—	—	—	—	—	54,34,566	63,28,719	69,08,752	79,18,652	82,42,113
Gold and silver thread "	—	—	—	—	—	24,48,785	27,80,406	26,23,272	24,63,266	23,77,711
Hats, caps, bonnets and hatter's ware "	—	—	—	—	—	14,03,133	21,68,449	30,02,996	30,19,094	33,72,131
Lametta Lbs.	232,437	473,085	233,233	240,203	352,565	6,86,623	13,12,226	7,36,229	4,93,257	6,42,156
Second-hand clothing value	—	—	—	—	—	7,46,635	14,59,226	20,30,294	23,95,066	24,93,467
Water-proofed clothing "	—	—	—	—	—	1,08,450	1,75,880	2,28,643	2,72,156	2,53,174
Total Apparel, etc. "	—	—	—	—	—	1,09,13,297	1,47,24,866	1,54,39,186	1,67,61,481	1,77,56,802
Arms, Ammunition and Military stores—										
Cartridge cases—										
Filled No.	12,303,047	14,633,662	20,563,739	36,344,423	20,067,304	12,14,363	13,03,339	20,04,360	31,33,516	15,05,494
Empty "	2,269,963	2,542,306	15,139,915	1,673,233	2,016,554	91,104	96,305	4,07,616	59,565	66,395
Explosives—										
Blasting fuse { Lbs. & No. of coils	344,333	416,215	513,212	454,339	631,523	4,51,232	4,47,137	4,93,459	3,85,232	5,19,799
Blasting gelatine Lbs.	485,100	642,400	517,760	437,295	238,000	4,56,234	6,48,352	4,43,637	3,75,624	2,50,029
Dynamite "	307,500	265,000	425,372	445,700	367,200	2,73,518	2,35,225	3,51,742	3,50,424	3,00,303
Gelatine dynamite "	486,500	560,950	313,925	733,000	920,751	5,24,159	5,33,736	7,30,990	7,21,779	3,33,006
Other Nitro-compound explosives "	10,000	23,000	35,000	70,350	90,000	6,448	16,124	21,544	40,705	52,600
Detonators No.	3,600,057	3,944,332	3,935,511	5,736,072	7,450,908	93,976	1,05,761	1,37,395	1,43,732	1,76,336
Others Lbs.	160,275	2,37,660	439,047	195,161	193,612	1,12,273	1,60,620	2,69,917	1,02,972	1,07,532
Firearms and parts thereof—										
Firearms (a) No.	—	—	—	—	35,209	21,35,349	23,36,776	30,19,761	23,99,657	23,30,313
Parts of firearms (a) value	—	—	—	—	—	—	—	—	—	26,794
Gunpowder—										
Black Lbs.	97,433	71,776	123,235	319,730	119,730	1,30,030	1,05,439	1,15,093	1,62,327	33,332
Smokeless "	24,360	12,073	9,925	19,012	22,955	62,221	49,112	29,306	39,336	44,625
Others "	26,650	1,325	27,300	13,400	14,935	32,332	3,075	24,705	9,330	10,476
Other sorts value	—	—	—	—	—	6,43,030	4,73,759	10,75,356	5,40,376	5,27,390
Total Arms, Ammunition and Military stores "	—	—	—	—	—	62,32,339	64,67,760	91,80,936	89,70,275	63,33,023
Art. works of (other than pictures) "	—	—	—	—	—	4,36,855	3,36,558	3,13,999	3,60,516	3,04,760
Asbestos—										
Raw Cwts.	—	126	5	93	2	—	3,133	550	1,070	95
Manufactures—										
Asbestos packing value	—	—	—	—	—	4,79,434	4,76,010	4,63,151	4,21,058	4,56,434
Other manufactures "	—	—	—	—	—	7,06,064	7,01,534	11,51,481	14,49,372	22,27,625
Total Asbestos "	—	—	—	—	—	11,85,498	11,80,697	16,20,182	18,72,000	26,84,204
Baskets and Basket-ware "	—	—	—	—	—	31,330	20,321	45,544	20,556	43,033
Belting for machinery—										
Of cotton "	—	—	—	—	—	18,97,372	15,20,037	16,72,659	15,73,435	14,55,334
Of leather "	—	—	—	—	—	41,42,996	43,64,622	41,66,417	34,02,106	32,53,376
Of other materials (including coil) "	—	—	—	—	—	27,79,233	29,27,827	35,95,239	32,40,993	34,14,352
Total Belting for machinery "	—	—	—	—	—	88,19,601	88,12,486	94,34,395	82,21,644	81,23,062

*Inclusive of Imports by postal packets referred to Collectors of Customs for assessment.
(a) Separately recorded from 1926-27.

IMPORTS

No. 10—continued

TOTAL IMPORTS of ARTICLES of BRITISH and FOREIGN MERCHANDISE—continued

ARTICLES	QUANTITY					VALUE				
	1922-23	1923-24	1924-25	1925-26	1926-27	1922-23	1923-24	1924-25	1925-26	1926-27
Bobbins value	—	—	—	—	—	£	£	£	£	£
						57,64,448	50,53,962	42,94,198	38,50,526	34,75,571
Books, printed and printed matter (not being stationery), including maps and charts Cwts.	19,863	22,269	25,190	31,101	31,490	50,97,931	51,42,370	64,46,661	56,87,578	56,60,188
Boots and Shoes—										
Of leather Pairs	123,008	192,261	256,318	367,359	461,018	11,04,522	15,25,591	17,20,610	22,84,068	27,69,671
Of other materials "	262,311	530,845	661,933	989,409	1,454,170	6,96,471	10,19,018	11,96,985	17,55,956	29,43,493
Total Boots and Shoes "	385,319	723,106	918,251	1,357,268	1,915,188	18,00,993	25,44,609	29,26,595	40,40,024	57,13,164
Bristles and Fibre for brushes and brooms—										
Bristles (a) Cwts.	5	34	—	—	—	6,509	12,428	—	—	—
Fibre (a) "	169	523	—	—	—	8,826	12,848	—	—	—
Total Bristles and Fibre for brushes and brooms "	174	557	372	1,219	205	15,335	24,776	17,765	40,735	11,566
Brushes and Brooms—										
Brushes—										
Paint and Varnish brushes Doz.	50,445	61,329	38,325	50,272	77,860	3,94,052	3,78,972	2,14,693	2,55,920	3,86,536
Toilet brushes "	78,807	66,297	77,038	222,119	186,933	1,49,205	2,58,121	3,40,334	4,85,385	4,34,221
Other brushes "	70,452	102,468	157,515	158,897	174,968	4,56,108	4,52,463	4,91,109	4,49,500	4,75,631
Brooms "	111,700	123,980	88,282	111,895	90,309	39,755	38,300	37,743	36,749	36,572
Total Brushes and Brooms "	311,404	354,074	359,060	543,183	480,070	10,39,120	11,27,856	10,88,870	12,27,554	12,82,971
Building and Engineering materials, other than of iron, steel, or wood—										
Asphalt Tons	6,959	7,262	9,378	12,442	23,196	9,71,447	11,21,488	11,40,267	18,36,400	24,12,441
Bricks—										
Bricks other than firebricks No.	482,395	31,827	130,188	18,812	85,647	1,40,111	28,334	46,243	5,526	60,361
Firebricks "	2,236,478	1,783,225	1,529,443	1,672,130	1,530,224	7,29,772	4,90,061	3,33,227	3,25,912	3,43,871
Cement—										
Portland Tons	133,268	112,458	111,779	107,305	99,349	1,08,53,146	72,96,693	66,05,893	61,60,533	56,12,131
Boiler covering (b) "	36	70	—	—	—	10,005	8,433	—	—	—
Other kinds "	811	609	2,563	3,078	1,687	2,03,604	1,63,807	2,55,952	3,22,772	2,13,861
Total Cement "	134,115	113,137	114,342	110,378	101,036	1,05,66,755	74,71,133	68,61,845	64,83,305	58,25,992
Chalk and lime, excluding French chalk Cwts.	85,225	27,512	37,561	36,666	37,288	83,060	62,211	81,240	71,061	70,796
Clay "	43,745	44,516	27,985	24,834	33,665	1,59,017	1,40,061	79,619	69,110	90,170
Tiles No.	18,055,659	15,968,393	16,177,703	15,220,031	13,167,080	28,79,723	21,45,486	20,80,337	24,11,411	24,73,913
Other kinds Cwts.	181,137	92,941	100,246	136,707	143,485	8,57,194	10,08,550	11,05,459	12,05,466	11,13,081
Total Building and Engineering materials, etc. value	—	—	—	—	—	1,61,87,084	1,24,77,222	1,17,37,246	1,19,08,200	1,28,90,625
Buttons of all sorts—										
Metal "	—	—	—	—	—	4,99,136	6,80,900	5,49,737	6,23,002	8,11,818
Other sorts "	—	—	—	—	—	24,49,767	20,25,408	21,52,051	21,55,046	28,94,447
Total Buttons of all sorts "	—	—	—	—	—	29,48,903	27,06,308	27,01,788	27,78,048	37,06,265
Candles of all kinds Lb	475,330	513,082	565,702	438,333	475,209	2,53,575	2,45,603	2,60,005	2,35,591	2,20,906
Canes and Rattans Cwts.	46,139	40,123	40,779	38,072	40,940	6,70,267	5,90,792	6,06,384	5,07,753	5,85,841
Chalk, French "	1,330	2,604	2,114	3,122	2,047	15,797	22,872	19,861	23,230	13,846
Chemicals and chemical preparations (excluding chemical manures and medicines)—										
Acids—										
Acetic (pyroligneous acid) "	1,276	2,268	3,381	2,913	3,736	70,852	1,24,147	1,26,872	1,22,960	1,41,370
Carbolic "	830	592	826	978	924	46,059	34,327	48,183	40,603	39,695
Citric "	318	432	363	495	326	55,450	52,221	45,016	41,615	50,255

(a) Included in "Bristles and fibre for brushes and brooms" from 1924-25.
 (b) Included in "Cement—Other kinds" from 1924-25.

No. 10—continued

TOTAL IMPORTS of ARTICLES of BRITISH and FOREIGN MERCHANDISE—continued

ARTICLES	QUANTITY					VALUE				
	1922-23	1923-24	1924-25	1925-26	1926-27	1922-23	1923-24	1924-25	1925-26	1926-27
						₹	₹	₹	₹	₹
Chemicals and chemical preparations (excluding chemical manures and medicines)—continued.										
Acids—continued.										
Nitric Cwts.	236	432	287	394	227	16,816	24,626	18,585	28,774	14,265
Oxalic "	1,502	1,009	1,475	850	2,088	72,327	34,854	37,432	17,631	43,490
Sulphuric "	793	3,684	542	484	519	26,579	52,411	27,897	19,069	22,281
Tartaric "	1,792	1,599	1,880	2,375	2,124	1,37,566	1,50,480	1,46,964	1,66,714	1,52,345
Other sorts "	1,041	1,298	1,589	2,180	3,844	82,956	84,940	85,263	1,26,397	1,69,691
Total Acids "	7,768	11,312	10,243	10,624	14,383	5,58,405	5,58,006	5,39,217	5,66,318	6,53,295
Alum "	70,599	72,776	61,656	47,581	60,564	7,95,479	6,89,443	4,96,559	3,36,872	3,96,625
Aluminous sulphates "	47,745	71,038	56,634	52,561	69,712	3,83,616	4,86,013	2,31,783	1,98,959	2,80,032
Ammonia and salts thereof—										
Anhydrous "	1,124	1,426	1,678	1,557	2,019	2,11,660	2,12,977	2,42,451	1,95,519	1,78,945
Others "	16,704	17,362	21,615	22,780	29,383	7,37,193	6,80,364	6,89,506	6,29,231	6,44,694
Total Ammonia and salts thereof "	17,828	18,788	23,293	24,337	31,402	9,48,853	8,93,341	9,31,957	8,24,750	8,23,639
Arsenic and its oxides "	1,206	1,337	1,813	2,135	2,753	88,745	1,16,040	1,31,879	1,17,990	1,65,031
Bleaching materials—										
Bleaching powder (calcium hypochlorate, chloride of lime) "	51,116	62,291	58,398	65,995	81,163	6,61,066	7,07,233	5,96,777	6,27,617	7,66,478
Other sorts "	957	361	371	729	2,964	19,262	7,171	5,461	6,993	16,738
Total Bleaching materials "	52,073	62,652	58,769	66,724	84,127	6,80,328	7,14,404	6,02,238	6,34,610	7,83,216
Carbide of calcium "	24,609	26,717	33,514	39,033	37,773	5,13,306	5,03,063	5,61,296	5,48,123	5,98,320
Copperas (ferrous sulphate) "	17,146	17,224	9,127	6,460	3,251	82,006	68,500	39,662	31,712	14,737
Copper Sulphate "	9,713	11,134	9,040	14,196	16,352	2,37,394	2,27,949	1,64,196	2,46,110	3,09,515
Disinfectants—										
Naphthalene "	4,422	3,341	12,325	3,435	6,008	81,942	64,573	1,70,143	43,036	30,373
Others "	20,656	17,730	21,781	22,440	20,317	7,66,710	5,80,632	7,27,095	6,45,119	6,04,659
Total Disinfectants "	25,078	21,071	34,106	25,875	26,325	8,48,652	6,45,205	8,97,238	6,88,155	6,35,032
Glycerine "	2,728	3,093	4,529	4,908	5,076	2,03,395	1,94,090	2,34,451	2,91,487	3,66,230
Lead compounds—										
Acetate "	3,258	6,748	4,621	4,640	7,719	95,560	2,51,617	1,45,877	1,33,637	2,30,066
Litharge "	663	1,266	1,664	2,046	1,102	17,765	37,323	47,432	73,438	31,136
Others "	409	291	1,122	466	383	15,875	11,212	33,770	16,370	10,917
Total Lead compounds "	4,330	8,305	7,407	8,052	9,184	1,29,200	3,00,657	2,27,079	2,29,445	2,72,119
Magnesium compounds—										
Chloride "	69,545	76,506	82,623	55,534	53,031	3,58,665	2,30,113	3,24,477	2,09,546	2,22,579
Sulphate "	43,869	37,233	31,065	37,444	41,916	2,03,449	1,23,237	2,41,094	1,51,264	1,47,243
Others "	73	445	3,302	2,136	1,225	4,613	19,514	33,189	47,306	36,227
Total magnesium compounds "	113,487	114,184	116,990	95,114	96,172	5,66,727	3,72,814	6,03,760	4,08,116	4,06,049
Potassium compounds—										
Bichromate "	4,675	5,495	5,142	5,466	6,392	2,13,823	2,01,593	1,71,379	1,57,121	1,75,324
Chlorate "	4,718	7,680	13,800	26,123	30,041	1,24,519	1,70,324	2,67,409	5,86,288	6,53,303
Cyanide of potassium "	9	38	232	46	39	2,549	3,039	12,904	6,336	7,375
Salt-petre (potassium nitrate) (a) "	48	21	—	—	—	1,943	1,228	—	—	—
Other sorts "	1,775	1,547	3,544	5,155	5,266	2,32,081	1,91,508	1,95,413	2,33,699	2,45,506
Total Potassium compounds "	11,225	14,781	22,718	36,810	41,738	5,75,325	5,67,602	6,47,101	10,33,944	10,32,218

(a) Included in "Potassium Compounds—Other sorts" from 1924-25.

ABSTRACT TABLES

IMPORTS

No. 10—continued

TOTAL IMPORTS of ARTICLES of BRITISH and FOREIGN MERCHANDISE—continued

ARTICLES	QUANTITY					VALUE				
	1922-23	1923-24	1924-25	1925-26	1926-27	1922-23	1923-24	1924-25	1925-26	1926-27
Chemicals and chemical preparations (excluding chemical manures and medicines)—continued.										
Soda compounds—										
Bicarbonate of soda (sodium bicarbonate) Cwts.	93,651	105,463	111,686	101,207	114,982	9,46,982	9,73,925	10,21,664	8,38,147	9,11,135
Bichromate of soda ..	7,566	7,068	15,240	14,733	9,037	2,29,134	2,02,351	3,63,861	2,92,208	1,91,686
Borax (including boric acid) ..	11,849	11,841	9,564	10,525	11,807	3,44,758	2,84,086	2,18,209	2,14,572	1,99,416
Caustic soda (sodium hydroxide) ..	111,947	102,245	108,559	188,718	160,834	20,85,234	16,95,744	14,91,206	15,68,133	18,06,452
Chromate of soda (a)	120	—	—	—	..	3,684	—	—	—
Cyanide of sodium ..	6,123	6,558	6,623	7,857	10,819	5,39,829	4,32,057	3,72,898	4,50,018	5,85,647
Soda sulphide ..	17,214	19,982	33,072	23,925	47,542	2,91,008	2,58,505	3,35,014	2,11,520	3,48,345
Sodium carbonate (soda ash and soda crystals) ..	669,843	739,968	857,090	811,358	990,178	45,09,780	51,61,546	56,30,683	47,07,798	66,34,215
Sodium silicate ..	19,630	18,172	23,257	24,324	32,182	2,46,144	1,91,681	2,83,187	2,10,000	2,58,799
Other sorts ..	6,725	12,296	11,888	13,918	22,335	1,76,011	3,62,085	2,85,464	3,46,679	4,39,497
Total Soda compounds ..	944,548	1,073,716	1,181,974	1,146,565	1,399,266	98,68,980	95,65,664	1,00,07,141	88,39,075	1,05,75,192
Sulphur (brimstone) ..	180,524	250,279	256,086	304,775	802,879	12,03,200	13,15,767	11,67,729	18,72,334	15,99,109
Zinc Compounds—										
Chloride ..	18,371	25,099	21,206	26,408	23,722	3,80,636	5,09,845	3,91,418	4,36,704	4,46,271
Others ..	266	319	225	216	772	8,011	9,689	5,905	6,234	20,830
Total Zinc Compounds ..	18,637	25,418	21,431	26,624	30,494	3,88,647	5,19,534	3,97,323	4,42,938	4,66,651
Other sorts of chemicals .. value	—	—	—	—	—	26,10,778	27,35,270	29,02,022	34,50,042	49,74,930
Total Chemicals and Chemical preparations, etc. ..	—	—	—	—	—	2,01,69,541	2,04,74,317	2,08,82,640	2,02,63,630	2,44,35,046
China clay .. Cwts.	302,883	362,111	449,436	441,635	534,666	15,88,182	15,39,985	18,93,722	16,40,171	20,01,643
Chinese and Japanese ware (including lacquered-ware, but excluding earthenware and porcelain) .. value	—	—	—	—	—	94,169	62,185	51,320	63,781	49,997
Clocks and Watches and parts thereof—										
Clocks and time-pieces .. No.	164,337	224,771	290,512	328,699	405,184	9,31,446	11,82,277	13,95,213	15,61,913	15,27,989
Watches ..	42,798	106,056	157,062	197,115	233,338	4,14,870	3,81,428	6,12,275	8,81,565	9,60,185
Parts of clocks and watches .. value	—	—	—	—	—	78,981	87,393	86,791	71,434	77,506
Total Clocks and Watches, etc. ..	—	—	—	—	—	14,25,297	16,51,098	20,98,279	25,14,912	25,65,680
Coal and Coke—										
Coal .. Tons	881,810	591,968	448,032	372,304	141,733	3,08,92,733	1,65,85,064	1,19,73,515	88,16,648	31,39,336
Coke ..	27,077	22,332	34,632	29,843	12,798	13,54,075	10,34,993	12,70,922	9,48,441	4,29,375
Patent fuel (b)	8	—	—	—	182	274	—	—	—
Total Coal and Coke (c) ..	908,887	614,308	482,664	402,147	154,531	3,22,46,990	1,76,20,271	1,32,44,437	97,65,089	35,68,711
Coffee, other than roasted or ground .. Cwts.	49,479	38,249	26,854	25,616	41,104	21,74,849	16,17,422	11,69,394	12,43,272	20,68,114
Cotir—										
Unmanufactured .. Tons	275	1,126	411	753	597	27,325	47,274	78,966	1,02,579	90,592
Manufactured (excluding rope and baling) ..	300	146	119	133	92	1,58,538	31,026	26,236	50,224	23,392
Total Cotir ..	575	1,272	530	886	689	1,85,863	78,300	1,00,202	1,52,803	1,13,974
Coral .. Lbs.	14,549	27,128	19,336	24,890	22,990	29,309	22,446	12,801	32,132	15,266
Garbage and Rope of vegetable fibre (excluding jute and cotton) Cwts.	11,826	11,045	11,937	13,372	19,139	7,50,321	7,50,036	8,29,457	8,88,771	12,79,658
Cork manufactures ..	2,472	3,765	3,791	3,823	4,441	3,63,969	3,59,955	3,44,213	3,43,606	3,52,696
Cutlery—										
Pruning knives .. value	—	—	—	—	—	1,75,538	1,61,623	2,13,790	1,95,815	2,07,503
Other kinds ..	—	—	—	—	—	21,39,395	21,62,402	37,88,327	31,12,598	39,30,038
Total Cutlery ..	—	—	—	—	—	23,14,933	23,14,025	40,02,117	33,08,413	41,37,541
Drugs and Medicines (excluding chemicals and narcotics)—										
Aloes .. Cwts.	1,946	2,096	1,961	547	2,375	51,452	41,284	37,218	12,394	67,792
Asafetida ..	6,591	4,209	6,335	2,719	3,947	5,21,606	2,53,900	3,77,005	1,86,642	1,57,412
Belladonna and preparations thereof (d) .. Lbs.	135	513	—	—	—	495	1,366	—	—	—

(a) Included in "Soda Compounds—Other sorts" from 1924-25.
 (b) Included in "All other articles of merchandise—unmanufactured" from 1924-25.
 (c) Includes "Patent fuel" prior to 1924-25.

No. 10—continued

TOTAL IMPORTS of ARTICLES of BRITISH and FOREIGN MERCHANDISE—continued

ARTICLES	QUANTITY					VALUE				
	1922-23	1923-24	1924-25	1925-26	1926-27	1922-23	1923-24	1924-25	1925-26	1926-27
Drugs and Medicines (excluding chemicals and narcotics)—contd.						R	R	R	R	R
Camphor Lbs.	619,239	1,124,709	907,150	993,007	1,401,695	17,51,191	34,23,016	23,02,563	21,47,841	27,06,859
Cassia lignea Cwts.	69,308	48,158	55,613	50,642	79,300	17,45,600	10,57,823	11,72,507	10,44,164	16,84,923
Cinchona bark (c) Lbs.	299	540	—	—	—	1,795	856	—	—	—
Cocaine Ounces	1,376	600	747	1,334	551	16,271	7,548	11,082	20,737	11,636
Cod liver oil (b) Lbs.	—	—	—	84,827	66,857	—	—	—	1,50,097	1,23,733
Morphia (c) ounces	—	—	640	687	1,090	—	—	11,009	15,208	15,640
Preparations of opium and Morphia (c) value	—	—	—	—	—	—	—	36,238	49,104	80,622
Morphia and preparations of opium and morphia (d) "	—	—	—	—	—	46,106	48,520	—	—	—
Proprietary and patent medicines "	—	—	—	—	—	23,29,350	21,57,890	25,06,303	24,15,282	27,29,223
Quinine salts—										
Quinine sulphate or bisulphate Lbs.	60,145	74,732	79,907	93,713	88,151	19,32,915	20,90,174	21,00,697	22,38,890	19,17,930
Quinine hydrochloride or dihydrochloride "	5,991	7,083	10,365	16,003	12,889	2,73,399	2,96,701	3,97,062	5,30,820	4,02,380
Other sorts "	13,770	13,980	17,251	20,743	18,527	3,05,961	2,50,916	3,10,975	3,26,450	3,04,479
Total Quinine Salts "	79,906	95,775	107,523	130,459	119,567	25,12,265	26,36,891	28,08,734	30,96,160	26,25,239
Sarsaparilla and preparations thereof—										
Storax, including liquid storax (rose mellose) Lbs.	35,336	85,910	111,762	130,753	94,455	51,367	22,326	40,650	43,135	24,321
Other sorts of drugs and medicines value	—	—	—	—	—	75,04,819	84,49,150	87,88,830	91,30,150	1,03,03,500
Total Drugs and Medicines "	—	—	—	—	—	1,66,08,551	1,81,32,945	1,81,23,905	1,88,44,711	2,06,59,973
Dyeing and Tanning substances—										
Barks for tanning Cwts.	13,994	12,970	22,287	97,283	119,506	1,48,913	91,345	1,58,023	7,29,105	8,50,452
Cochineal "	1,520	2,842	6,054	2,477	2,551	2,16,473	3,89,365	3,50,705	3,75,642	3,34,056
Catch and gambler dyes obtained from coal tar—	34,312	40,246	33,579	39,419	33,334	9,33,261	10,96,869	10,58,944	11,10,389	11,14,968
Alizarine Lbs.	5,285,661	5,808,868	7,851,626	1,354,498	5,044,663	43,24,529	47,52,236	53,91,292	28,76,391	32,21,061
Aniline "	8,741,929	10,809,407	10,858,671	8,455,181	9,956,518	2,02,27,134	2,02,55,713	2,02,32,951	1,29,39,347	1,38,02,643
Others "	92,232	57,392	1,390	2,935	5,707	1,33,571	95,617	1,766	7,437	6,448
Indigo, synthetic Cwts.	1,235	1,231	589	33	56	4,82,261	3,82,468	2,05,736	4,588	9,784
Myrobalan extracts "	49	127	532	463	267	655	1,614	21,621	10,373	3,653
Saffron Lbs.	40,641	73,750	43,097	29,420	52,816	12,23,060	12,78,504	11,68,171	13,55,788	14,02,423
Other sorts (including lac-dye) Cwts.	4,550	32,357	19,321	25,230	3,662	2,00,050	10,09,021	4,35,396	3,07,322	5,77,314
Total Dyeing and Tanning substances value	—	—	—	—	—	2,78,39,957	2,93,53,392	2,90,69,625	1,82,16,987	2,13,22,772
Earthenware and Porcelain—										
Earthenware—										
Pipes of earthenware (e) Cwts.	22,002	30,535	33,364	45,360	15,229	2,64,494	3,14,376	2,53,723	2,93,411	1,03,353
Sanitary ware (e) value	—	—	—	—	—	60,90,246	4,72,192	4,64,357	4,83,718	7,06,378
Other kinds (e) "	—	—	—	—	—	—	42,06,509	44,59,453	42,01,643	45,94,510
Porcelain—										
Electrical "	—	—	—	—	—	1,95,422	59,321	63,467	2,65,666	1,22,433
Other kinds "	—	—	—	—	—	14,42,013	20,33,406	22,36,213	24,00,237	27,65,427
Total Earthenware and Porcelain "	—	—	—	—	—	79,92,175	70,90,306	74,57,213	76,44,675	82,32,111
Electroplated ware "	—	—	—	—	—	6,39,843	6,32,351	4,84,995	5,34,932	6,65,327
Feathers (f) Lbs.	515	15,992	—	—	—	1,345	24,949	—	—	—
Fireworks "	3,910,333	3,476,436	3,691,344	3,483,177	4,326,133	11,79,483	11,53,281	13,29,345	14,59,245	20,31,763
Fish (excluding canned fish)—										
Fish, dry, unsalted Cwts.	5,478	4,171	3,574	6,733	8,326	1,98,030	1,33,323	1,51,355	2,36,093	2,75,267
" " salted "	90,384	85,575	83,474	103,389	105,519	19,72,915	25,15,124	25,10,852	29,79,466	30,66,709
Fishmaws and sharkfins "	9,532	3,410	5,372	5,539	3,573	1,12,903	84,709	62,866	59,820	42,353
Fish, wet, salted (ngapi) "	10,921	15,464	24,867	34,226	30,977	1,42,320	1,96,633	3,22,533	4,44,314	4,00,795
" other sorts "	23	576	1,193	315	1,194	3,831	37,062	79,233	52,390	30,502
Total Fish "	116,343	114,196	123,985	150,302	150,034	24,29,949	29,66,906	31,26,399	37,72,433	33,66,131
Fodder, Bran, and Pollards (excluding oil-seeds) "	21,279	14,231	7,339	36,904	39,072	96,796	72,559	36,064	1,25,199	1,56,408

(a) Included in "Drugs, etc.—Other sorts" from 1924-25.

(b) Separately recorded from 1925-26.

(c) Separately recorded from 1924-25.

(d) Subdivided into "Morphia" and "Preparations of Opium and Morphia" from 1924-25.

(e) Separately recorded from 1923-24.

(f) Included in "All other articles of merchandise; unmanufactured" from 1924-25.

ABSTRACT TABLES
IMPORTS

(34)

No. 10—continued

TOTAL IMPORTS of ARTICLES of BRITISH and FOREIGN MERCHANDISE—continued

ARTICLES	QUANTITY					VALUE				
	1922-23	1923-24	1924-25	1925-26	1926-27	1922-23	1923-24	1924-25	1925-26	1926-27
Fruits and Vegetables—						R	R	R	R	R
Fresh fruits and vegetables—										
Fresh fruits—										
Coconuts . . . No.	6,193,876	6,755,811	7,754,548	11,858,244	9,868,994	6,10,890	5,75,258	7,03,890	9,82,953	8,18,852
Others . . . value	—	—	—	—	—	2,64,792	2,88,002	2,67,434	3,01,037	4,29,816
Fresh vegetables of all kinds	—	—	—	—	—	69,890	2,00,459	2,29,905	3,70,057	16,73,984
Fruits and vegetables: dried, salted, or preserved, not being canned or bottled—										
Almonds . . . Tons	5,978	5,176	4,758	3,335	5,186	46,15,611	34,23,521	35,26,788	29,24,208	42,59,317
Currants and raisins . . . "	1,511	987	721	732	1,174	5,27,663	3,35,954	3,14,220	2,74,639	4,48,453
Dates . . . "	58,500	67,919	55,453	57,778	38,046	1,11,57,535	1,13,71,517	98,70,874	97,00,154	73,12,213
Other sorts . . . "	1,959	1,922	2,691	3,184	4,557	11,10,877	8,85,238	12,33,810	10,57,465	12,33,862
Total Fruits and Vegetables value	—	—	—	—	—	1,33,57,258	1,70,79,994	1,59,46,321	1,57,00,510	1,61,76,496
Furniture and Cabinetware—										
Bedsteads . . . value	—	—	—	—	—	2,73,555	3,41,097	3,17,326	4,19,618	5,25,369
Furniture of wood (other than bedsteads) . . . "	—	—	—	—	—	3,48,572	3,69,427	3,35,267	4,06,827	6,69,769
Furniture of other materials (other than bedsteads) . . . "	—	—	—	—	—	7,01,407	5,97,133	5,16,025	7,19,801	9,90,486
Mouldings . . . "	—	—	—	—	—	3,26,416	5,53,459	3,77,175	6,54,151	7,82,650
Total Furniture and Cabinetware . . . "	—	—	—	—	—	16,54,950	18,61,116	15,45,787	22,00,397	29,68,275
Gelatine! . . . Cwts.	335	343	344	638	748	63,702	54,089	49,269	67,162	79,150
Glass and Glassware—										
Bangles . . . value	—	—	—	—	—	79,86,698	86,23,080	1,03,22,036	1,01,04,026	84,85,810
Beads and false pearls Cwts.	23,739	26,571	30,705	35,049	24,520	47,80,058	29,42,438	37,75,741	36,48,992	30,94,972
Bottles and phials—										
Sodawater bottles . Gross	31,073	32,011	33,039	43,847	51,245	14,02,029	13,87,518	12,40,169	13,49,869	14,22,111
Others . . . "	307,913	395,663	454,117	468,320	527,997	21,87,169	20,91,698	22,19,497	24,19,263	24,62,028
Funnels, globes, and glass parts of lamps value	—	—	—	—	—	22,58,945	17,32,441	16,59,281	15,35,196	19,37,139
Scientific glassware . . . "	—	—	—	—	—	2,31,413	1,88,310	2,17,707	2,68,917	2,32,147
Sheet and plate . Sqr. feet	18,285,777	16,906,267	24,043,014	22,292,336	25,301,485	36,91,800	32,90,056	33,85,379	28,17,623	31,65,539
Tableware (including decanters, tumblers, etc.) . value	—	—	—	—	—	10,52,095	10,22,349	8,98,866	9,58,458	9,14,744
Other glassware . . . "	—	—	—	—	—	23,69,130	22,80,847	25,82,732	28,43,298	35,63,749
Total Glass and Glassware . . . "	—	—	—	—	—	2,59,60,227	2,45,74,237	2,60,01,338	2,59,45,644	2,52,88,239
Glue . . . Cwts.	9,799	11,889	9,600	15,202	12,121	3,52,747	4,61,358	3,11,136	4,06,574	4,01,353
Grain, Pulse and Flour—										
Barley . . . Tons	429	7	78	57	2,716	95,198	3,215	14,879	15,194	5,02,511
Beans (dry) . . . "	430	414	437	455	366	82,094	86,021	89,512	1,14,334	76,889
Gram . . . "	221	49	11	3	5	44,415	5,469	1,895	1,199	729
Jawar and Bajra . . . "	2,547	708	177	17	639	4,32,877	73,291	27,046	1,908	1,65,361
Oats (a) . . . "	3	729
Pulse . . . "	1,269	1,640	808	362	7,041	2,74,470	2,37,002	1,49,473	81,933	15,21,990
Rice in the husk . . . "	8	2,006	45	23	195	955	3,15,013	4,313	3,860	28,646
.. not in the husk . . . "	318	11,220	334	649	289	88,861	18,05,438	79,666	1,27,841	66,313
.. flour . . . "	1	291	126	91	93	38
Wheat . . . "	18,927	12,464	4,193	35,420	40,476	35,55,127	17,24,308	5,79,578	61,29,726	66,90,347
.. flour in bags . . . "	3,004	546	134	147	52	8,06,672	94,375	31,353	40,633	13,680
Other sorts . . . "	428	430	665	543	2,172	50,542	40,363	62,936	60,039	1,62,054
Total Grain, Pulse and Flour . . . "	27,585	29,484	7,057	37,636	53,953	54,32,031	43,89,626	10,41,247	65,77,470	91,68,868

(a) Included in "Grain, etc.—Other sorts" from 1924-25.

No. 10—continued

TOTAL IMPORTS of ARTICLES of BRITISH and FOREIGN MERCHANDISE—continued

ARTICLES	QUANTITY					VALUE				
	1922-23	1923-24	1924-25	1925-26	1926-27	1922-23	1923-24	1924-25	1925-26	1926-27
Graphite crucibles . Cwts.	2,221	5,639	4,895	5,133	3,588	1,64,532	3,67,941	2,75,615	2,42,483	1,79,788
Gums and Resins—										
Arabic	4,224	2,983	2,700	2,912	6,090	93,285	86,325	78,342	84,274	1,47,432
Benjamin	20,673	20,189	20,002	17,635	18,374	8,47,473	8,38,079	8,25,178	6,85,143	7,77,177
Dammar (Resins)	33,532	48,384	58,560	57,350	54,320	2,87,508	3,02,703	4,48,559	4,23,459	4,26,558
Olibanum or frankincense	24,854	26,148	19,931	31,889	24,347	3,65,018	4,24,082	3,10,167	4,18,487	2,91,015
Rosin	19,903	38,192	23,322	18,905	23,179	3,18,173	4,38,329	2,58,204	2,28,199	3,54,211
Other sorts	59,864	46,807	37,566	34,191	39,188	9,88,609	3,12,334	7,16,726	7,14,409	10,56,433
Total Gums and Resins	168,053	177,693	162,080	162,930	165,498	28,80,066	29,56,832	26,48,176	25,53,961	30,52,826
Hair and manufactures of Hair—										
Hair of all kinds	1,299	822	802	1,202	1,410	56,367	44,150	30,768	44,682	50,786
Manufactures of Hair (other than toilet requisites) value	—	—	—	—	—	3,719	14,276	19,925	19,794	12,023
Total Hair and manufactures of Hair	—	—	—	—	—	60,086	58,425	50,693	64,476	62,809
Hardware, excluding Cutlery and Electroplated ware—										
Agricultural implements	—	—	—	—	—	22,63,996	20,64,676	18,94,700	15,82,119	16,70,816
Buckets of tinned or galvanized iron	—	—	—	—	—	85,827	1,02,292	1,42,352	1,74,614	1,47,618
Builders' hardware, such as locks, hinges, door bolts, etc.	—	—	—	—	—	35,19,858	24,30,532	30,92,469	31,07,224	33,93,805
Domestic hardware, other than enamelled ironware	—	—	—	—	—	8,96,897	9,87,864	9,61,863	10,38,693	10,38,810
Enamelled ironware	—	—	—	—	—	23,64,291	31,08,671	30,37,689	41,19,938	39,69,367
Gas mantles	—	—	—	—	—	5,38,920	4,78,555	6,17,099	7,09,134	5,56,047
Implements and tools, other than agricultural implements and machine tools	—	—	—	—	—	79,15,304	67,50,117	64,56,980	70,69,388	78,73,399
Lamps, metal No.	2,839,000	3,361,141	5,601,406	6,634,493	6,845,992	57,20,734	60,00,555	84,46,769	90,63,242	84,06,126
Lamps glass	58,323	54,371	69,047	36,419	45,997	49,103	32,083	51,112	61,550	79,330
Parts of lamps, other than glass value	—	—	—	—	—	12,04,311	8,56,681	8,34,159	6,50,431	7,24,688
Safes and strong boxes of metal No.	2,298	8,102	5,770	3,238	4,008	8,87,718	3,84,134	3,64,344	3,50,198	3,21,664
Stoves	83,082	129,037	191,650	251,686	202,139	6,00,849	7,38,429	9,45,043	10,71,215	9,16,510
Other sorts value	—	—	—	—	—	2,59,87,589	2,03,49,155	2,30,24,077	2,29,64,111	2,15,55,355
Total Hardware, excluding Cutlery and Electroplated ware	—	—	—	—	—	5,14,89,897	4,42,23,744	4,96,88,636	5,19,56,906	5,06,62,385
Hides and Skins, raw—										
Hides, raw	Tons 498 =po. =98,843	523 =180,143	445 =222,867	253 =75,165	373 =108,421	2,92,090	3,50,564	4,27,140	2,11,605	3,28,787
Skins,	Tons 604 =no. =633,263	941 =1,378,213	869 =1,193,365	1,078 =1,350,107	1,381 =1,512,904	6,85,093	11,99,691	10,46,920	15,21,614	18,67,577
Total Hides and Skins, raw	Tons 1,102 =no. =732,196	1,464 =1,508,356	1,305 =1,416,232	1,331 =1,425,572	1,754 =1,621,325	9,77,183	15,50,255	14,74,060	17,33,219	21,96,364
Spices Cwts.	2,513	2,160	1,572	1,577	1,778	3,32,673	3,03,536	2,08,127	1,95,065	2,30,583
Horns, tips and pieces of horn (a)	244	290	329	145	220	42,280	53,552	38,437	27,104	3,075
Instruments, Apparatus, and Appliances, and parts thereof—										
Electrical, including telegraph and telephone apparatus not being machinery—										
Electric fans and parts thereof value	—	—	—	—	—	31,14,013	29,15,323	25,52,812	28,25,480	31,86,818
Electric wires and cables—										
Rubber insulated	—	—	—	—	—	28,52,890	27,16,214	29,02,136	37,14,825	30,35,069
Insulations, other than rubber	—	—	—	—	—	38,45,418	22,28,018	19,66,481	22,85,615	20,26,307
Telegraph and telephone wires and cables	—	—	—	—	—	1,63,151	8,96,312	2,11,592	1,62,726	96,633
Bare copper wire (electrolytic) other than telegraph & telephone wires	—	—	—	—	—	8,34,110	11,35,932	15,84,165	15,39,009	20,87,340
Total Electric wires and cables	—	—	—	—	—	76,95,549	69,75,576	66,64,374	77,01,175	81,45,349

(a) Figures prior to 1924-25 include "Hornmeal".

ABSTRACT TABLES
IMPORTS

(36)

No. 10—continued

TOTAL IMPORTS of ARTICLES of BRITISH and FOREIGN MERCHANDISE—continued

ARTICLES	QUANTITY					VALUE				
	1922-23	1923-24	1924-25	1925-26	1926-27	1922-23	1923-24	1924-25	1925-26	1926-27
Instruments, Apparatus, and Appliances, and parts thereof—continued										
Electrical, including telegraph and telephones apparatus not being machinery—continued										
Telegraph and telephone instruments, and apparatus . . . value	—	—	—	—	—	4,73,902	32,40,069	8,64,773	7,69,603	4,76,832
Electric lamps and parts thereof—										
Electric glow lamps (a) No.	—	—	2,629,103	3,956,580	3,463,289	18,02,423	14,85,522	12,32,068	20,00,852	20,64,581
Electric lamps, other sorts (a) . . . "	—	—	252,550	681,196	446,458	5,38,913	5,92,160	2,74,935	4,73,545	10,99,197
Parts and accessories of electric lamps (b) . . . value	—	—	—	—	—	—	—	1,65,594	3,09,179	7,36,886
Batteries . . . "	—	—	—	—	—	2,34,886	6,23,306	7,29,458	8,89,412	10,17,207
Carbons, electric (including furnace electrodes) . . . "	—	—	—	—	—	46,969	63,815	88,675	62,556	68,758
Accumulators (including parts) . . . "	—	—	—	—	—	3,69,586	2,65,359	12,06,159	12,16,225	16,70,460
Condensers, electric . . . "	—	—	—	—	—	—	1,881	29,423	26,477	1,82,064
Electric bell apparatus (not telegraphic or telephonic) . . . "	—	—	—	—	—	6,733	4,435	13,429	17,923	7,541
Electric lighting accessories and fittings (including switches) . . . "	—	—	—	—	—	11,12,560	9,02,048	13,92,263	16,13,253	15,06,407
Electric instruments (other than telegraphic and telephonic)—										
Meters . . . "	—	—	—	—	—	6,29,776	5,23,766	6,45,027	6,30,304	5,50,856
Others . . . "	—	—	—	—	—	1,01,091	1,36,586	1,24,257	4,02,846	2,79,627
Electro-medical apparatus (including X-ray apparatus) . . . "	—	—	—	—	—	35,085	1,05,231	1,06,171	2,34,350	1,76,172
Switch boards (other than telegraph and telephone) . . . "	—	—	—	—	—	6,68,419	7,18,671	4,07,821	3,20,895	4,09,286
Electrical goods and apparatus not enumerated . . . "	—	—	—	—	—	47,55,672	40,37,877	32,19,040	29,66,271	36,25,238
Total Instruments, Electrical, including telegraphic and telephonic apparatus not being machinery . . . "	—	—	—	—	—	2,15,85,597	2,25,92,130	1,97,16,299	2,25,10,346	2,51,98,279
Musical—										
Organs and Harmoniums, complete . . . No.	234	5,228	466	219	219	53,747	53,455	43,515	43,962	38,549
Pianos and Piano players, complete . . . "	330	336	246	227	286	3,11,306	2,75,235	2,00,900	1,91,599	2,37,647
Talking machines and accessories—										
Talking machines . . . "	6,515	6,672	5,262	8,270	10,898	3,11,563	3,07,015	2,25,627	3,11,275	3,31,464
Records . . . "	36,347	26,922	54,523	45,348	65,397	88,816	49,511	1,00,763	83,466	74,121
Accessories . . . value	—	—	—	—	—	1,41,408	2,05,921	4,12,579	5,53,162	8,33,652
Other sorts, including parts of musical instruments . . . "	—	—	—	—	—	3,39,421	3,39,008	9,04,089	10,75,687	11,47,650
Total Musical Instruments . . . "	—	—	—	—	—	17,46,261	17,30,195	18,96,468	22,59,150	26,68,038
Optical . . . "	—	—	—	—	—	4,02,945	5,76,590	7,18,923	7,82,850	6,06,515
Photographic—										
Cinematograph films* Length in ft.	7,310,629	7,201,655	9,444,760	13,917,199	17,482,664	13,23,393	14,10,637	15,02,823	21,05,533	23,21,508
Photographic, other than cinematograph films . . . value	—	—	—	—	—	18,15,263	17,14,213	18,16,134	17,13,684	22,74,175
Scientific and philosophical . . . "	—	—	—	—	—	25,12,535	25,81,651	23,69,493	23,43,906	22,19,490
Surgical . . . "	—	—	—	—	—	14,82,026	14,87,208	16,02,065	16,93,545	20,99,112
Wireless apparatus (c) . . . "	—	—	—	—	—	—	—	—	6,10,309	4,93,319
Other kinds . . . "	—	—	—	—	—	6,47,324	4,84,573	5,93,931	13,64,041	20,38,559
Total Instruments, Apparatus, and Appliances, and parts thereof . . . "	—	—	—	—	—	3,15,15,394	3,25,77,197	3,02,16,181	3,53,83,364	4,01,18,540
Ivory—										
Unmanufactured . . . Lbs.	331,050	314,404	325,451	244,304	227,512	30,68,090	24,51,895	29,86,606	22,07,473	18,41,640
Manufactured . . . value	—	—	—	—	—	1, 1,748	23,209	31,995	20,317	23,683
Total Ivory . . . "	—	—	—	—	—	31,99,838	24,75,104	30,18,602	22,27,790	18,65,323

* Inclusive of Imports by postal packets referred to Collectors of Customs for assessment.
(a) Quantity shown from 1924-25.
(b) Separately recorded from 1924-25.
(c) " " " 1925-26.

No. 10—continued

TOTAL IMPORTS of ARTICLES of BRITISH and FOREIGN MERCHANDISE—continued

ARTICLES	QUANTITY					VALUE				
	1922-23	1923-24	1924-25	1925-26	1926-27	1922-23	1923-24	1924-25	1925-26	1926-27
						₹	₹	₹	₹	₹
Jewellery (excluding imitation Jewellery, and precious stones and pearls, unset), also plate of gold and silver—										
Jewellery* . . . value	—	—	—	—	—	10,06,574	9,98,138	7,71,951	13,20,131	31,25,972
Plate of gold and silver . . .	—	—	—	—	—	7,83,269	6,12,985	3,61,177	6,31,427	7,25,819
Total Jewellery, also plate of gold and silver . . .	—	—	—	—	—	17,89,843	16,11,123	11,33,128	19,51,558	38,51,791
Lac—										
Stick and seed . . . Cwts.	41,529	21,782	3,283	1,234	11,445	20,09,598	22,12,678	6,84,293	90,763	8,14,527
Shell and button . . . "	2	19	786	84	18	577	3,438	1,38,202	11,276	2,312
Other kinds (excluding lac-dye) . . . "	46	32	43	102	..	5,010	2,041	1,532	8,776	76
Total Lac . . .	41,577	21,833	4,067	1,420	11,463	29,15,185	22,18,157	8,24,027	1,10,815	8,16,915
Leather—										
Hides, tanned or dressed . Tons	94	93	89	107	93	3,20,710	3,63,164	2,39,894	2,53,053	2,73,362
Skins; " " " " " "	20	23	49	64	33	3,42,769	3,27,133	4,40,466	5,14,078	3,38,179
Unwrought leather cloth including artificial leather . . . Cwts.	780	1,032	1,473	5,142	6,114	2,98,154	3,24,634	5,18,540	6,30,868	9,73,710
Artificial leather † . . . "	1,883	1,284	1,255	238,598	246,609	4,71,793	3,10,081	2,35,603	3,55,601	4,10,050
Artificial leather † . . . "	220	284	437	—	—	57,177	86,176	74,837	—	—
Manufactures (excluding boots and shoes, and belting for machinery)—										
Bags and trunks . . . "	212	180	247	383	516	85,334	70,466	76,552	1,10,208	1,29,093
Pickers . . . "	2,360	3,708	4,554	4,913	3,433	6,30,900	7,31,104	8,23,604	8,55,951	8,95,040
Picking bands and straps . . . "	2,120	3,475	4,583	2,904	3,332	6,33,478	7,83,909	9,46,251	6,83,013	8,90,230
Roller skins . . . "	497	813	849	732	790	9,70,370	11,91,438	10,42,126	9,12,039	8,21,373
Saddlery and harness . . . "	410	376	413	507	635	1,79,899	1,37,855	1,40,360	1,60,023	1,53,157
Other sorts . . . "	4,404	3,350	4,906	5,544	10,157	12,48,209	8,51,161	9,38,216	8,84,555	10,74,635
Total Leather . . . value	—	—	—	—	—	52,39,343	52,32,121	54,76,499	53,09,094	59,72,320
Liquors, including denatured and perfumed spirits—										
Ale, beer and porter—										
Ale and beer (in bottle) Liq. Gals.	1,464,398	1,601,179	1,971,558	2,069,668	2,314,651	49,69,359	46,36,030	52,18,276	54,70,258	63,62,331
Ale and beer (in bulk) . . . "	1,116,785	1,103,566	1,201,638	1,250,230	1,302,935	26,72,677	24,82,130	25,03,267	22,86,023	20,31,103
Stout and porter (in bottle) . . . "	120,943	112,353	130,234	145,353	172,540	7,18,517	5,95,371	5,73,496	6,60,499	7,69,362
Stout and porter (in bulk) . . . "	10,338	19,195	34,314	33,044	29,372	25,595	46,330	86,106	71,133	46,063
Total Ale, beer, and porter . . .	2,712,469	2,836,793	3,338,234	3,498,345	3,820,048	83,86,148	78,10,911	83,66,145	84,89,968	92,09,414
Cider and other fermented liquors . . . "	10,291	9,523	13,490	12,424	9,932	72,537	64,097	76,721	72,700	53,337
Spirit—										
Brandy "	274,023	343,408	394,110	413,572	469,224	41,77,945	42,62,532	46,33,133	44,70,205	51,09,131
Gin "	77,311	85,132	90,971	94,860	103,103	10,01,564	9,21,012	9,43,075	8,73,003	9,91,003
Liqueurs "	12,642	13,905	13,291	17,633	18,524	3,35,537	3,04,951	2,77,373	3,20,555	3,16,979
Rum "	137,534	123,142	124,737	111,263	115,444	2,93,499	2,80,075	2,54,430	2,29,173	2,40,773
Whisky "	594,995	526,313	523,101	567,323	542,323	1,10,32,319	97,33,420	93,00,212	95,79,735	90,21,237
Spirit, present in drugs, medicines, or chemicals, . . .	73,322	93,553	99,949	125,994	131,784	24,24,236	26,29,640	29,32,043	33,36,396	33,71,272
Spirit, perfumed . . . "	19,754	14,623	15,994	19,332	17,343	10,95,503	11,04,016	11,51,263	13,02,100	13,47,591
Spirit, denatured—Imported direct (a) . . .				2,356	133				4,430	899
Denatured at Custom House immediately on arrival before clearance (a) . . .	395,709	366,353	330,331	430,045	661,604	6,60,536	5,08,039	4,65,234	7,02,036	9,66,266
Other sorts "	74,333	94,613	61,535	70,921	70,501	9,06,693	11,94,699	10,16,320	10,41,933	12,62,274
Total Spirit	1,665,133	1,666,307	1,659,119	1,809,902	2,135,491	2,28,23,337	2,09,39,034	2,09,79,193	2,19,29,196	2,29,27,500

* Inclusive of imports by postal packets referred to Collectors of Customs for assessment.
† Included in Leather cloth from 1925-26.
(a) Separately recorded from 1925-26.

ABSTRACT TABLES
IMPORTS

No. 10—continued

TOTAL IMPORTS of ARTICLES of BRITISH and FOREIGN MERCHANDISE—continued

ARTICLES	QUANTITY					VALUE				
	1922-23	1923-24	1924-25	1925-26	1926-27	1922-23	1923-24	1924-25	1925-26	1926-27
Liquors, including methylated and perfumed spirits—continued.						£	£	£	£	£
Wines—										
Champagne and other sparkling wines Liq. Galv.	17,337	20,312	20,416	20,426	32,230	6,17,007	6,41,188	8,67,460	8,11,068	8,53,510
Port	41,085	39,413	47,855	44,915	46,534	6,77,076	5,34,294	6,09,526	5,71,166	6,18,954
Still red wines, other than port Sherry, Madeira, and Marsala	45,144	43,714	45,725	55,324	59,166	4,50,559	4,01,460	3,66,256	3,32,851	4,34,081
Still white wines, other than Sherry, Madeira, and Marsala	21,178	21,200	23,864	26,737	28,645	3,37,468	3,10,369	3,37,427	3,43,527	3,98,181
Other sorts, including Vermouth and Ginger wine	6,678	7,806	11,624	13,954	17,098	71,859	94,801	1,19,894	1,02,676	1,25,096
Total Wines	85,405	87,891	151,192	168,999	112,047	8,32,813	6,62,345	11,00,180	6,67,208	6,60,675
Total Wines	216,837	225,336	309,736	274,455	295,720	29,86,782	26,44,457	34,00,743	28,33,476	30,60,497
Total Liquors	4,604,730	4,735,259	5,320,639	5,695,126	6,261,241	3,42,73,854	2,14,58,549	3,28,42,902	3,38,75,340	3,52,85,838
Machinery and Mill-work—										
Prime-movers (other than electrical)—										
Locomotives (excluding those for railways)—										
Oil Engines (a) No.	—	41	37	109	87	1,96,818	1,70,150	1,42,867	3,42,591	1,96,122
Parts of oil engines (b) value	—	—	—	—	—	—	30,679	29,008	39,260	54,522
Steam Engines (a) No.	—	123	106	219	297	21,91,149	13,09,741	10,77,789	22,87,161	27,87,974
Parts of steam engines (b) value	—	—	—	—	—	—	3,79,186	5,80,797	6,47,095	7,23,278
Others	—	—	—	—	—	57,303	1,63,494	93,399	4,48,773	1,97,273
Other than locomotives—										
Gas Engines (b) No.	—	131	96	192	89	—	9,39,267	4,28,067	5,26,972	2,09,550
Parts of gas engines (b) value	—	—	—	—	—	—	1,77,625	1,12,021	98,961	1,01,309
Oil Engines (a) No.	—	2,920	3,079	4,149	4,068	64,53,525	86,26,641	93,41,236	95,63,809	96,29,418
Parts of oil engines (b) value	—	—	—	—	—	—	10,57,429	14,76,153	15,07,941	15,78,201
Steam Engines (a) No.	—	425	436	550	360	96,34,388	42,75,878	36,47,857	41,42,368	27,51,017
Parts of steam engines value (b)	—	—	—	—	—	—	27,21,436	14,87,960	13,35,522	15,60,929
Others	—	—	—	—	—	4,58,055	3,00,447	2,30,060	2,91,491	1,04,822
Total Prime-movers, etc.	—	—	—	—	—	1,89,91,238	2,01,70,033	1,86,47,160	2,12,31,941	1,98,25,015
Electrical machinery of all kinds, not including Instruments, Apparatus, Appliances, and parts thereof—										
Control and Switch gear	—	—	—	—	—	17,77,349	36,17,527	36,47,068	36,39,650	32,38,445
Generators, alternators, and dynamos	—	—	—	—	—	39,79,921	39,19,798	31,85,190	41,93,151	49,41,570
Motors	—	—	—	—	—	81,59,502	72,26,124	39,72,016	34,59,196	29,34,836
Transformers	—	—	—	—	—	20,98,969	15,33,597	13,22,291	16,48,957	23,03,901
Turbo generating sets	—	—	—	—	—	14,22,901	11,11,475	4,07,065	27,59,716	7,70,704
Others	—	—	—	—	—	85,52,878	48,44,435	76,92,614	63,32,066	87,44,360
Total Electrical Machinery of all kinds, etc.	—	—	—	—	—	2,59,91,520	2,22,58,006	2,02,26,244	2,22,33,776	2,29,38,815
Machinery, not being prime-movers or electrical machinery—										
Aerated water making machinery	—	—	—	—	—	1,81,572	2,03,637	2,44,891	1,77,574	4,73,546
Agricultural machinery—										
Agricultural tractors and parts	—	—	—	—	—	3,32,793	2,90,933	3,96,305	4,27,875	3,35,604
Ploughs and parts (b)	—	—	—	—	—	—	1,34,339	83,521	1,72,045	3,00,297
Other sorts	—	—	—	—	—	1,90,696	1,42,663	3,49,906	5,92,527	4,68,599
Total Agricultural Machinery	—	—	—	—	—	5,23,489	5,67,935	8,29,732	11,91,247	11,24,500
Boilers	—	—	—	—	—	1,24,19,436	98,63,626	72,18,729	97,97,752	92,75,866
Boot and shoe manufacturing machinery	—	—	—	—	—	42,051	82,820	34,708	73,217	43,429
Leather tanning and curing machinery	—	—	—	—	—	3,62,137	61,283	86,349	35,044	1,37,019
Metal working machinery (including machine tools),	—	—	—	—	—	53,08,174	61,94,292	36,76,134	44,00,333	37,48,096

(a) Quantity shown from 1923-24.
(b) Separately recorded in 1923-24.

No. 10—continued

TOTAL IMPORTS of ARTICLES of BRITISH and FOREIGN MERCHANDISE—continued

ARTICLES	QUANTITY					VALUE				
	1922-23	1923-24	1924-25	1925-26	1926-27	1922-23	1923-24	1924-25	1925-26	1926-27
Machinery and Millwork—continued						R	R	R	R	R
Machinery, not being prime-movers or electrical machinery—continued										
Mining machinery—										
Coal value	—	—	—	—	—	17,92,221	13,12,374	6,99,679	8,38,637	7,12,168
Other sorts "	—	—	—	—	—	22,39,898	94,67,141	1,18,85,214	1,16,38,565	90,84,867
Total Mining Machinery "	—	—	—	—	—	40,32,114	1,07,79,515	1,25,84,893	1,24,77,222	97,97,055
Oil crushing and refining machinery "	—	—	—	—	—	10,85,539	38,43,351	30,65,315	21,25,584	32,36,109
Paper mill machinery "	—	—	—	—	—	13,99,613	6,16,253	7,21,170	8,36,029	6,69,485
Refrigerating machinery "	—	—	—	—	—	8,15,699	9,02,388	7,19,864	8,31,507	11,70,738
Rice and flour mill machinery "	—	—	—	—	—	42,69,893	21,43,375	27,95,445	24,32,279	27,69,607
Saw mill and wood working machinery "	—	—	—	—	—	9,75,976	10,34,638	13,67,277	8,24,594	6,56,290
Sewing and knitting machines and parts thereof—										
Sewing and knitting machines No.	46,050	48,385	61,229	70,835	71,497	42,07,930	47,38,908	60,25,247	71,93,839	70,05,183
Parts of sewing and knitting machines and accessories value	—	—	—	—	—	9,37,603	6,72,070	8,43,740	7,98,160	17,59,959
Sugar machinery "	—	—	—	—	—	16,88,653	12,78,185	16,61,811	15,97,117	6,20,837
Tea machinery "	—	—	—	—	—	25,79,218	39,14,645	46,4,959	33,68,503	26,28,099
Textile machinery—										
Cotton—										
Bleaching and dyeing machinery "	—	—	—	—	—	13,95,227	8,29,799	7,65,710	8,60,579	9,44,522
Printing machinery "	—	—	—	—	—	25,956	5,627	23,724	9,083	40,045
Spinning machinery "	—	—	—	—	—	6,51,54,107	3,97,20,365	1,51,46,297	1,21,49,109	79,60,198
Weaving machinery "	—	—	—	—	—	1,39,55,123	1,10,69,807	68,96,198	63,70,614	60,06,386
Other sorts "	—	—	—	—	—	43,70,268	43,89,270	39,29,082	46,11,574	27,03,426
Total cotton machinery "	—	—	—	—	—	8,49,00,681	5,60,14,368	2,67,60,961	2,34,90,909	1,70,55,475
Jute machinery "	—	—	—	—	—	1,79,08,249	1,36,89,404	92,83,993	81,57,761	64,67,892
Shuttles (excluding those for sewing machines) "	—	—	—	—	—	9,52,141	9,15,769	8,93,755	7,65,923	7,90,611
Wool machinery "	—	—	—	—	—	27,76,032	10,92,320	5,73,735	2,08,305	4,15,042
Other sorts "	—	—	—	—	—	2,41,638	2,69,462	5,63,140	3,19,697	4,27,439
Total Textile Machinery "	—	—	—	—	—	10,67,78,741	7,19,81,823	3,80,80,584	3,29,42,495	2,51,55,959
Typewriters—										
Typewriters No.	5,103	7,930	7,445	10,947	13,790	9,91,929	14,95,599	13,16,661	16,06,062	22,06,090
Parts of typewriters and accessories value	—	—	—	—	—	1,76,012	1,82,403	1,33,393	1,52,721	1,92,260
Other sorts of machinery, excluding printing machinery "	—	—	—	—	—	4,08,52,365	2,92,73,934	2,24,56,506	2,25,40,399	2,36,35,366
Total Machinery and Millwork "	—	—	—	—	—	23,46,10,902	19,13,18,919	14,74,06,612	14,88,58,623	13,63,14,328
Manures—										
Artificial and mineral manures—										
Muriate of Potash (d). Tons	—	—	—	—	4,509	—	—	—	—	5,23,732
Nitrate of soda "	1,442	1,945	3,977	3,968	6,070	3,38,540	4,07,678	7,66,324	7,13,545	10,11,030
Sulphate of Ammonia "	306	755	303	4,724	2,684	89,577	1,81,646	33,533	8,30,446	4,75,892
Others "	3,989	4,272	8,437	12,901	12,591	5,12,239	4,33,411	7,23,374	11,56,353	10,49,955
Total Artificial and Mineral manures "	5,737	6,982	12,617	21,583	25,854	9,40,356	10,22,735	15,28,236	27,50,449	30,65,609
Bones (b) "	30	125	—	—	—	2,238	8,093	—	—	—
Fish manures (a) "	1	23	2,543	3,956	3,181	618	1,935	3,10,789	4,23,179	3,22,940
Horsemesh (c) "	—	—	—	9	526	—	—	—	743	94,932
Other kinds (excluding oilcake) "	2,215	2,644	529	806	291	2,10,985	2,78,859	70,165	78,246	56,339
Total Manures "	7,983	9,774	15,794	26,350	29,352	11,54,247	13,11,622	19,09,140	32,52,617	35,39,870

(a) Separately recorded from 1924-25.
(b) Included in "Manures—other kinds" from 1924-25.
(c) Separately recorded from 1925-26.
(d) " " " " 1926-27.

ABSTRACT TABLES

(40)

IMPORTS

No. 10—continued

TOTAL IMPORTS of ARTICLES of BRITISH and FOREIGN MERCHANDISE—continued

ARTICLES	QUANTITY					VALUE				
	1922-23	1923-24	1924-25	1925-26	1926-27	1922-23	1923-24	1924-25	1925-26	1926-27
Matches—										
Safety . . . Gross of boxes	9,050,895	8,892,594	5,242,560	5,857,675	4,314,813	1,29,53,466	1,18,50,386	66,61,506	71,82,549	54,78,551
Other sorts . . . "	2,234,845	2,351,151	2,022,225	2,079,847	1,782,652	32,27,192	27,41,477	22,27,105	21,62,487	20,24,931
Total Matches . . . "	11,285,740	11,243,745	7,264,785	7,937,522	6,097,465	1,61,80,658	1,45,91,813	88,88,611	93,45,036	75,03,542
Match making materials—										
Undipped splints (a) . . Lbs.	—	—	967,305	25,521	—	—	—	1,95,418	4,809	—
Veneers for match boxes and empty boxes (a) . . "	—	—	2,780,088	1,128,751	158,389	—	—	10,08,935	3,66,910	78,651
Total Match making materials . . "	—	—	3,747,393	1,154,272	158,389	—	—	12,04,348	3,91,719	78,651
Mats and Matting, except coir and rubber . . Sq. Yds.	730,209	815,052	709,578	851,347	1,102,222	3,30,731	3,68,402	3,54,834	3,92,630	4,97,579
Metals and Ores—										
Aluminium—										
Unwrought (ingots, blocks, bars) . . Cwts.	9,206	7,425	5,081	3,239	5,470	6,34,376	5,65,671	3,96,717	2,41,661	3,66,594
Wrought—										
Circles . . . "	57,336	65,788	74,834	72,101	79,869	68,35,764	66,94,838	80,33,018	73,58,043	76,02,395
Sheets . . . "	2,937	3,902	2,890	3,901	4,634	3,79,409	4,02,888	3,05,401	3,98,501	4,31,002
Other manufactures . . "	7,404	7,038	7,744	7,836	7,249	7,30,567	9,03,112	10,25,937	12,68,221	11,09,328
Total Aluminium . . "	76,883	84,153	90,569	87,076	97,222	85,80,139	85,66,509	97,61,078	92,81,426	95,09,317
Antifriction metal . . . "	4,416	3,825	4,949	3,523	3,545	3,29,171	3,18,825	3,91,339	2,75,133	3,74,446
Brass, Bronze, and similar alloys and manufactures thereof—										
Unwrought . . . "	75,957	46,681	40,596	26,216	18,438	26,41,646	18,69,160	13,78,431	8,88,039	6,20,135
Wrought—										
Mixed or yellow metal for sheathing . . "	290,435	333,500	412,763	344,996	426,856	1,79,35,576	1,93,90,644	2,23,57,616	1,76,06,988	2,04,84,922
Rods (a) . . . "	—	—	4,697	6,263	8,035	—	—	2,28,968	3,06,535	3,69,237
Sheets (a) . . . "	—	—	19,031	12,129	3,812	—	—	10,75,016	6,86,351	4,61,957
Tubes (a) . . . "	—	—	1,963	1,702	1,576	—	—	1,53,631	1,35,523	1,20,129
Wire (a) . . . "	—	—	7,741	8,861	7,367	—	—	5,31,892	5,72,403	4,24,977
Other sorts . . . "	137,248	76,947	114,668	123,624	58,259	76,37,084	44,02,891	59,41,278	61,48,613	31,64,970
Total Brass, Bronze, etc. . . "	503,640	451,128	601,479	523,791	529,388	2,82,14,306	2,51,62,695	3,16,67,032	2,62,94,582	2,56,46,327
Copper—										
Ore . . . Tons	2	996	4,056	212	61,181	2,15,341
Old, for re-manufacture Cwts.	12,899	9,006	3,158	2,164	3,362	5,52,543	3,25,306	1,14,663	77,480	1,20,857
Unwrought—										
Tiles, ingots, cakes, bricks, and slabs . . "	55,539	51,151	41,891	67,221	55,438	33,10,442	30,68,557	22,32,630	32,26,231	24,34,074
Other sorts . . . "	27	..	1	281	442	2,074	22	101	17,995	38,649
Wrought—										
Brasiers and Sheets (b) . . "	176,721	173,457	—	—	—	1,21,53,034	1,10,33,322	—	—	—
Brasiers (a) . . . "	—	—	1,616	127	..	—	—	1,08,460	3,112	..
Rods (a) . . . "	—	—	2,893	13,334	7,330	—	—	1,84,670	6,30,136	4,10,973
Sheets (a) . . . "	—	—	210,095	227,307	230,685	—	—	1,21,94,010	1,25,54,842	1,08,86,498
Tubes (a) . . . "	—	—	3,570	4,211	5,844	—	—	2,53,118	3,10,697	4,05,100
Wire, excluding wire of telegraph and tele- phones . . . "	12,121	7,393	3,658	6,118	7,121	9,68,177	5,69,342	2,45,158	3,78,936	4,24,029
Other manufactures . . "	33,350	14,837	6,519	13,755	6,746	27,64,391	13,54,992	6,90,845	10,46,058	5,84,753
Total Copper (excluding Ore) . . "	290,657	255,394	272,899	334,518	316,963	1,97,55,661	1,63,46,541	1,60,28,655	1,63,10,337	1,53,02,733

(a) Separately recorded from 1924-25
 (b) Sub-divided into "Brasiers" and "Sheets" from 1924-25.

No. 10—continued

TOTAL IMPORTS, of ARTICLES of BRITISH and FOREIGN MERCHANDISE—continued

ARTICLES	QUANTITY					VALUE ^a				
	1922-23	1923-24	1924-25	1925-26	1926-27	1922-23	1923-24	1924-25	1925-26	1926-27
Metals and Ores—continued						£	£	£	£	£
German silver (including nickel silver) . . . Cwts.	11,863	16,115	12,185	21,331	15,812	13,30,642	12,47,937	14,47,920	21,71,744	14,35,805
Iron—										
Ore Tons	41	24,377	112	3	..	7,419	4,34,197	7,139	532	32
Pig "	12,779	3,786	3,425	2,895	1,627	12,94,993	4,22,403	4,64,177	3,24,117	2,60,295
Manufactures—										
Angle and tee, bolt, and rod . . . "	638	484	740	229	306	1,95,237	1,05,910	1,36,543	87,743	96,008
Bars and channels . . . "	22,010	12,129	9,206	7,680	10,457	45,01,018	22,83,017	16,11,504	14,78,552	14,06,863
Rice bowls "	490	713	572	709	750	2,32,946	3,01,016	2,65,081	2,83,614	2,83,640
Total Iron (excluding Ore) . . . "	35,917	17,112	13,943	11,518	13,140	62,24,194	31,12,351	24,78,155	21,74,061	20,45,235
Steel—										
Angle and tee "	21,308	26,327	37,477	42,402	46,637	35,84,307	33,19,033	43,51,917	45,52,840	40,76,993
Spring Bars other than cast steel "	4,254	3,537	4,184	5,241	5,072	9,53,717	7,31,135	3,05,920	9,18,998	3,67,260
Channels* "	188,004	166,404	133,467	125,764	151,036	2,37,44,479	2,39,43,735	2,32,13,321	1,83,78,213	1,43,63,644
Cast—										
Tool steel—										
High speed "	675	500	417	575	536	3,51,233	5,33,372	4,63,753	4,92,105	6,02,150
Carbons "	925	1,002	956	1,223	1,449	5,44,025	4,28,179	3,39,132	5,09,103	6,13,296
Cast Steel bars "	570	1,082	730	837	329	3,44,953	2,52,335	1,98,937	2,08,239	33,130
Other Cast steel "	440	356	430	256	171	3,00,708	1,46,632	1,53,403	66,374	50,419
Ingots, blooms, billets, and slabs "	540	131	623	431	410	1,09,573	23,339	1,23,354	71,330	52,075
Total Steel "	221,256	203,272	223,267	176,779	206,350	3,61,67,391	3,05,76,730	3,02,14,332	2,01,92,761	2,13,63,967
Iron or steel—										
Anchors and cables "	459	505	556	944	1,331	3,26,304	2,63,512	3,06,277	5,10,513	3,99,303
Beams, channels, pillars, girders and bridgework† "	66,233	77,543	80,879	93,030	71,352	1,25,92,745	1,30,03,237	1,23,53,075	1,22,20,993	39,30,975
Bolts and nuts "	6,480	6,233	3,033	3,604	11,330	33,70,563	27,12,160	29,06,330	27,68,530	32,40,314
Fencing materials and fencing wire "	1,395	1,975	6,023	3,223	7,051	6,23,337	7,33,673	22,46,532	24,55,234	19,61,036
Hoops and strips "	25,122	30,364	35,451	33,337	35,351	59,25,330	70,15,567	67,99,254	67,15,967	53,39,377
Nails, rivets, and washers (other than wire nails) "	11,313	12,245	15,269	14,957	17,322	56,46,372	51,77,352	53,99,916	46,13,570	51,95,335
Old, for re-manufacture "	2,159	5,920	1,920	2,033	5,954	1,14,737	2,66,331	33,336	91,573	2,31,351
Pipes and fittings, cast "	26,945	15,419	12,591	11,703	9,030	69,73,031	33,92,396	30,73,931	27,29,763	22,73,725
Rails, chairs, and fish-plates (including those for railways (d)) "	15,611	9,996	16,443	34,033	22,637	23,93,592	16,05,305	21,44,457	40,63,970	25,52,334
Screws "	1,230	1,550	1,997	2,007	2,129	14,55,366	16,16,230	13,59,633	14,04,330	16,76,134
Sheets and plates—										
Galvanised—										
Corrugated "	103,373	1,43,405	1,37,507	263,231	254,135	3,23,34,507	4,62,34,515	5,40,15,130	6,99,42,941	6,61,67,303
Plain "	13,600	16,633	21,641	19,325	20,634	41,92,435	54,31,252	63,14,345	53,67,332	53,33,639
Tinned—										
Tin plates (a) "	43,621	43,996	36,473	29,576	22,133	1,39,35,964	1,73,79,327	1,44,12,303	1,04,31,630	76,44,031
Other sorts (a) "	—	94	51	132	56	—	37,533	22,561	59,535	27,760
Not galvanised or tin- ned—										
Sheets up to 1" thick (c) "	—	—	52,737	46,153	23,402	—	—	39,66,273	71,79,240	43,33,142
Plates over 1" thick (b) "	—	—	54,324	40,275	31,203	—	—	32,36,351	55,33,030	37,23,326
Other sorts (b) "	—	—	10,507	5,234	2,357	—	—	17,99,499	3,10,473	3,44,460
Total not galvanised or tinned (c) "	96,622	1,03,142	—	—	—	1,37,33,254	1,30,36,606	—	—	—
Tubes, pipes and fittings, wrought "	30,535	19,341	33,310	25,270	29,942	1,44,04,359	34,05,933	1,14,03,492	34,05,079	91,06,472
Wire nails "	12,310	10,971	16,233	7,706	14,433	37,51,064	31,14,076	35,12,365	13,35,004	25,23,132
Wire rope—										
Black "	1,220	934	1,371	910	1,603	7,79,392	3,69,394	12,04,173	7,34,943	10,45,233
Galvanised "	1,755	2,270	1,153	1,737	1,424	17,96,012	20,77,337	9,46,550	12,74,743	9,07,071
Wire other than fencing wire "	3,733	5,555	6,533	6,605	5,713	13,51,777	13,73,331	17,14,329	13,43,734	11,39,333
Other manufactures of iron or steel "	13,903	16,513	24,341	29,303	29,359	75,69,437	57,13,255	71,51,036	33,27,740	33,50,633
Total Iron or Steel "	439,294	533,669	623,713	695,523	625,956	14,13,35,503	14,55,73,429	15,66,30,193	15,33,30,096	14,36,11,113

(a) Separately recorded from 1923-24.

(b) Separately recorded from 1924-25.

(c) Sub-divided into "Sheets up to 1" thick," "Plates over 1" thick" and "Other sorts" from 1924-25.

†Included in "Beams, channels, pillars, etc." under Iron or Steel from 1924-25.

‡Exclude "Channels" prior to 1924-25.

(d) Figures prior to 1923-24 exclude those for railways.

IMPORTS

No. 10—continued

TOTAL IMPORTS of ARTICLES of BRITISH and FOREIGN MERCHANDISE—continued

ARTICLES	QUANTITY					VALUE				
	1922-23	1923-24	1924-25	1925-26	1926-27	1922-23	1923-24	1924-25	1925-26	1926-27
Metals and Ores—concluded						£	£	£	£	£
Lead—										
Unwrought—Ore . . . Tons	1	46	106	240	247	705	20,633	59,889	1,45,568	1,84,636
Pig . . . Cwts.	7,309	6,082	5,109	3,900	3,180	1,46,784	1,26,921	1,15,952	76,847	68,914
Other sorts . . . "	440	126	158	766	1,000	9,586	3,280	2,991	12,979	30,787
Wrought—										
Sheets, pipes and tubes . . . "										
Sheets . . . "	12,096	13,021	7,789	11,869	12,595	3,33,082	3,29,226	2,25,874	3,26,788	3,31,642
Pipes and tubes . . . "	7,823	8,392	4,718	7,004	6,892	2,29,274	2,36,105	1,41,389	2,08,998	1,94,738
Sheets for tea-chests . . . "	19,386	23,050	24,211	21,616	14,742	6,57,002	6,90,719	8,66,725	7,47,256	4,94,993
Other sorts . . . "	5,375	8,944	6,284	6,118	7,567	1,77,662	2,14,852	1,96,676	1,89,143	2,53,552
Total Lead (excluding Ore) . . . "	52,429	59,615	43,264	50,678	46,876	15,53,340	16,01,103	15,49,606	15,61,811	13,79,576
Quicksilver . . . Lbs.	294,047	223,885	196,795	249,809	224,565	7,33,026	4,43,586	4,33,084	5,79,301	6,19,388
Solder . . . Cwts.	782	428	784	630	2,791	33,813	37,924	63,901	60,062	3,18,023
Tin—										
Unwrought (blocks, ingots, bars, and slabs) . . . "	43,295	43,809	52,186	54,618	51,431	54,50,055	63,13,838	85,91,519	95,16,236	97,07,569
Wrought, including plates or sheets, not being tinned iron . . . "	6,259	3,531	1,029	1,406	315	1,81,409	1,14,086	1,09,024	2,65,887	72,028
Total Tin . . . "	49,554	47,340	53,215	56,024	51,746	56,31,464	64,27,924	87,00,543	97,82,123	97,79,592
Zinc or spelter—										
Unwrought . . . "	55,811	57,525	39,108	32,813	36,934	14,33,965	14,23,507	8,90,186	8,03,762	8,62,178
Wrought or manufactured . . . "	33,112	54,602	66,163	104,439	139,342	10,74,239	15,75,193	17,44,552	28,77,284	37,20,925
Other sorts . . . "	584	864	1,175	1,131	1,203	14,850	16,705	23,934	22,295	53,581
Total Zinc or Spelter . . . "	94,507	112,991	106,446	138,383	177,479	25,23,054	30,15,405	26,58,672	37,08,341	46,25,784
Metals, unenumerated . . . "	8,754	10,263	20,328	14,422	30,935	4,98,301	8,16,220	10,56,112	8,18,823	16,43,123
Ores, unenumerated . . . Tons	9	75	2	2	10	2,597	6,180	2,430	1,968	1,860
TOTAL METALS (excluding Ores) . . . "	801,271	807,941	929,566	945,450	909,162	25,29,15,007	24,32,46,229	26,30,66,024	25,35,35,651	23,81,55,089
TOTAL ORES . . . "	51	24,498	221	1,241	4,313	10,721	4,61,010	69,670	2,09,244	3,51,368
TOTAL METALS AND ORES . . . "	801,322	832,439	929,787	946,691	913,475	25,29,25,728	24,37,07,239	26,31,35,694	25,37,44,895	23,85,06,457
Mica—										
In Blocks . . . Cwts.	1,899	3,612	1,556	4,424	938	1,73,481	2,86,596	1,70,644	5,33,570	1,63,081
Spittings . . . "	55	285	85	148	201	15,106	15,542	19,739	25,239	36,597
Total Mica . . . "	1,954	3,897	1,641	4,572	1,139	1,88,587	3,02,138	1,90,383	5,58,809	1,99,678
Oils—										
Animal—										
Fish oil . . . Gals.	5,225	4,351	9,723	9,513	91,806	18,755	12,701	24,276	23,359	1,57,748
Other kinds . . . "	8,591	2,995	6,538	15,923	10,438	34,253	9,143	16,118	53,548	25,678
Essential—										
Synthetic . . . "	1,799	2,715	5,114	1,475	2,416	94,912	1,60,107	1,48,128	77,763	97,102
Natural—										
Almond . . . "	46	29	25	69	16	1,023	736	446	883	377
Bergamot . . . "	20	40	21	93	29	2,385	3,425	2,381	6,546	2,474
Cajuputi . . . "	653	1,576	343	1,319	1,614	10,378	20,956	15,350	23,573	37,196
Camphor . . . "	18,036	6,063	11,872	10,117	11,537	50,869	20,630	34,523	27,584	30,719
Cloves . . . "	49	38	86	78	123	2,926	2,328	4,991	3,354	5,693
Dill . . . "	1	..	115	..	1	385	..	1,334	58	242
Eucalyptus . . . "	932	2,261	1,646	872	1,323	21,095	27,125	31,454	18,070	28,987
Lavender . . . "	83	200	19	47	16	8,228	15,530	2,360	5,143	1,367
Lemon . . . "	1,900	1,384	1,530	1,284	1,060	50,459	38,939	41,386	38,382	44,681
Otto Rose . . . "	8	32	7	6	4	1,985	4,342	1,824	981	981
Peppermint . . . "	1,096	1,118	952	1,427	1,382	54,687	54,575	35,726	1,30,314	1,36,511
Other sorts . . . "	12,586	14,652	13,911	31,907	19,336	4,37,330	6,55,557	5,73,680	7,17,296	7,89,179
Total Essential Oils . . . "	31,909	36,103	41,146	43,694	39,407	7,36,492	10,04,250	9,49,033	10,55,343	11,75,409
Mineral—										
Fuel oil . . . "	82,547,239	80,460,112	90,174,307	93,604,900	90,582,394	1,44,91,593	1,75,54,433	1,84,52,319	2,11,50,919	1,95,96,171
Kerosene—										
In bulk . . . "	45,670,156	61,693,001	68,172,337	73,157,417	58,337,239	2,36,41,563	3,68,03,112	4,33,34,032	4,57,26,749	3,73,82,779
In tins . . . "	4,642,363	7,261,659	3,907,583	6,064,226	5,662,653	51,48,903	73,60,819	39,16,678	59,50,407	55,86,284
Lubricating oils—										
Batching oils . . . "	9,266,937	7,670,114	10,373,099	10,166,091	14,132,366	47,72,560	39,89,816	53,31,020	52,35,864	71,76,263
Other lubricating oils . . . "	3,793,234	3,477,032	10,331,697	11,107,307	10,538,565	1,31,90,043	1,34,41,342	1,64,18,461	1,55,74,787	1,47,21,978

No. 10—continued

TOTAL IMPORTS of ARTICLES of BRITISH and FOREIGN MERCHANDISE—continued

ARTICLES	QUANTITY					VALUE				
	1922-23	1923-24	1924-25	1925-26	1926-27	1922-23	1923-24	1924-25	1925-26	1926-27
Oils—continued										
Mineral—continued										
Petroleum, dangerous, flashing below 76° F.—Benzene, Benzol, Petrol and other motor spirits Gals.	1,262	2,672	3,500	5,641	3,844	4,085	7,817	10,555	7,042	13,951
Paints, solutions, and compositions flashing below 76° F.. "	2,569	557	1,761	24,553	937	10,309	3,246	11,322	42,007	5,324
Other kinds . . . "	1,079,795	3,337,336	4,412,710	6,139,391	4,208,458	17,64,355	47,04,052	55,36,600	68,20,054	44,36,302
Total Mineral oils . . . "	132,903,605	168,902,483	187,276,994	200,409,526	183,506,956	6,80,23,116	8,39,55,142	9,31,11,067	10,05,10,829	8,89,19,552
Vegetable, non-essential—										
Castor(a) . . . "	812	1,418	—	—	—	5,483	9,659	—	—	—
Cocnut . . . "	7,092	126,632	564,104	1,151,269	69,346	18,189	3,09,623	13,13,848	29,45,225	1,61,310
Cotton seed(a) . . . "	1	3,350	—	—	—	7	16,186	—	—	—
Groundnut . . . "	1,777	3,796	4,258	9,529	3,352	6,507	13,610	15,855	29,858	11,223
Linseed . . . "	268,165	244,585	211,180	241,675	231,814	10,32,043	10,14,733	8,41,878	9,92,475	10,11,703
Mustard or rape(a) . . . "	337	217	—	—	—	4,032	795	—	—	—
Sesamum (oil or linjil)(a) . . . "	567	614	—	—	—	2,226	2,327	—	—	—
Other sorts . . . "	38,637	57,109	49,385	461,666	135,486	1,39,586	1,70,419	2,76,948	17,46,546	4,15,668
Total Oils, Vegetable, non-essential . . . "	317,388	437,721	848,927	1,864,139	439,998	12,08,053	15,36,752	24,48,532	57,13,009	16,00,104
TOTAL OILS . . . "	133,266,718	169,377,658	188,125,921	202,347,795	184,148,606	7,00,15,669	8,65,17,938	9,69,49,026	10,78,56,183	9,18,98,486
Miscellaneous										
Miscellaneous Tons	195	136	110	67	12	10,446	12,522	13,680	7,038	7,151
Mil-cloth and Floor-cloth Sq. Yds.	507,706	629,527	678,378	818,266	852,591	9,46,083	8,57,470	8,08,199	9,24,296	9,07,431
Opium Lbs.	13	2	20	6	8	2,323	560	1,630	907	1,893
Packing—Engine and Boiler—of all kinds (excluding asbestos) value	—	—	—	—	—	3,21,013	2,46,749	3,95,604	6,26,170	4,01,846
Paints and Painters' materials—										
Paints and colours—										
Baryles	2,077	3,730	7,078	21,323	32,328	10,624	39,632	28,692	91,255	1,17,307
Blue paint or Paris blue	1,595	1,711	1,488	1,708	2,021	1,54,487	1,66,553	1,54,472	1,27,771	1,41,423
Enamels, prepared	4,532	7,213	7,991	8,806	11,353	5,13,917	5,25,355	6,40,206	6,72,846	7,80,647
Graphite	6,278	5,567	3,617	3,587	3,879	1,87,022	1,29,264	1,03,247	1,01,602	1,23,867
Red lead—										
Genuine, dry	39,214	21,671	22,344	23,570	35,729	12,32,363	6,62,006	6,98,731	7,77,653	11,02,922
Reduced, dry	254	495	1,416	791	982	4,901	6,145	29,115	17,766	16,068
White lead—										
Genuine, dry	13,021	9,235	10,343	10,860	17,124	4,77,666	3,16,777	3,34,772	3,52,202	5,13,276
Reduced, dry	1,109	422	658	225	486	38,671	13,589	17,543	6,627	10,350
Genuine, moist	14,160	12,626	5,990	7,371	7,582	4,60,027	4,19,378	2,11,460	2,48,402	2,39,123
Reduced, moist	1,677	1,290	1,622	2,088	2,085	62,304	48,356	57,626	53,293	93,380
Zinc, white—										
Genuine, dry	4,231	6,167	4,422	8,078	9,576	1,31,748	2,25,233	1,34,062	2,42,612	3,47,933
Reduced, dry	1,832	1,936	2,776	878	1,155	36,216	43,934	63,664	22,602	24,743
Genuine, moist	23,642	26,041	23,091	30,326	33,888	10,78,612	11,20,984	9,92,581	11,86,044	12,74,418
Reduced, moist	3,840	6,161	7,634	9,336	8,971	2,54,329	1,79,176	2,08,972	2,51,461	2,16,553
Other sorts	174,245	205,914	232,223	228,724	221,676	64,78,054	65,86,176	65,85,676	60,12,477	61,36,226
Total Paints and Colours	296,707	315,249	333,493	353,676	388,756	1,10,71,031	1,04,92,662	1,02,61,261	1,01,64,728	1,11,40,149
Painters' materials (other than paints and colours)—										
Turpentine—										
Genuine turpentine. Cwts.	3,440	3,648	2,935	2,986	7,087	2,78,917	2,41,297	1,91,213	1,79,493	3,77,151
Turpentine substitute . . . "	3,479	1,661	3,810	4,241	4,182	94,795	68,546	85,381	99,573	99,632
Varnish . . . "	20,705	24,147	23,634	29,755	32,911	19,37,469	18,60,694	16,98,319	20,03,124	21,39,971
Other kinds . . . value	—	—	—	—	—	3,87,658	4,35,984	4,16,306	5,29,978	6,65,999
Total Paints and Painters' materials	—	—	—	—	—	1,27,69,870	1,30,89,183	1,26,62,570	1,29,77,196	1,44,22,902
Paper and Pasteboard—										
Paper—										
Packing paper . . . Cwts.	156,000	93,598	140,710	176,106	207,525	26,50,962	20,79,799	23,28,949	35,34,131	40,03,913
Printing paper—										
Newsprinting (b) . . . "	366,304	200,582	355,250	273,450	417,644	95,86,691	23,23,137	52,47,358	37,51,019	59,35,140
Other sorts (b) . . . "	—	197,683	234,692	226,916	188,264	—	—	—	—	—
Writing paper and envelopes—										
Writing paper in large sheets (b) . . . "	156,449	150,865	150,947	138,246	166,662	62,22,835	48,15,336	46,44,829	42,17,463	45,20,368
Note and letter paper and envelopes (b) . . . "	—	12,104	7,043	8,478	9,546	—	—	—	—	—
Envelopes imported separately (c) . . . "	—	—	8,111	8,919	14,837	—	—	4,66,179	4,84,429	7,21,550
Old newspapers in bales and bags (b) . . . "	—	441,595	513,999	505,354	657,440	—	33,08,803	37,38,319	34,33,701	38,23,743
Other kinds of paper . . . "	360,844	54,300	31,122	47,617	49,055	62,03,108	36,23,593	21,15,541	21,87,345	24,40,863
Paper manufactures . . . "	20,147	22,905	31,766	23,843	25,159	15,38,435	18,61,035	20,52,757	17,61,794	16,10,230
Total Paper	1,080,044	1,178,632	1,491,640	1,473,933	1,736,132	2,62,52,031	2,41,44,551	2,76,08,204	2,51,87,331	2,77,53,596

(a) Included in "vegetable, non-essential—other sorts" from 1924-25.
(b) Separately recorded from 1923-24.
(c) Separately recorded from 1924-25.

ABSTRACT TABLES
IMPORTS

(44)

No. 10—continued

TOTAL IMPORTS of ARTICLES of BRITISH and FOREIGN MERCHANDISE—continued

ARTICLES	QUANTITY					VALUE				
	1923-23	1923-24	1924-25	1925-26	1926-27	1922-23	1923-24	1924-25	1925-26	1926-27
Paper and Pastebord <i>continued</i>						£	£	£	£	£
Pastebord, millboard, and cardboard of all kinds— Straw boards (a) . . . Cwts.	126,888	163,832	162,495	218,669	187,834	16,14,704	14,54,209	12,88,492	15,27,835	12,62,811
Other kinds (a) . . .		84,823	39,970	45,155	72,372		7,61,711	7,98,626	8,80,045	12,89,877
Manufactures of pastebord, millboard and cardboard (a)		13,098	15,081	10,563	12,006		7,47,165	7,01,894	5,10,050	5,13,910
Total Pastebord, millboard, and cardboard of all kinds . . .	126,888	211,803	217,246	274,387	272,212	16,14,704	29,63,085	27,89,012	29,17,930	30,66,598
Total Paper and Pastebord. . . .	1,206,932	1,390,435	1,698,886	1,748,320	2,008,344	2,78,66,735	2,71,07,838	3,03,47,216	2,91,05,261	3,08,20,163
Paper making materials— Pulp of wood . . . Cwts.	180,244	154,981	200,916	235,763	307,172	24,25,414	20,45,440	22,07,132	25,77,635	34,69,584
Bags and other mate- rials for paper making . . .	11	10	49	178	438	423	268	1,704	7,425	9,917
Total Paper making materials . . .	180,255	154,941	200,965	235,941	307,605	24,25,837	20,45,708	22,03,836	25,85,060	34,99,451
Paraffin wax . . . Tons	187	209	962	631	963	89,070	70,531	1,98,057	2,76,026	2,88,230
Chemistry (not being per- fumed spirits) . . . value	—	—	—	—	—	3,73,993	3,56,088	3,49,654	3,23,328	4,83,461
Pitch and Tar— Coal Tar and Pitch . . . Cwts.	82,603	57,539	46,318	98,674	41,749	6,04,335	4,28,756	3,33,728	5,00,730	2,29,784
Stockholm Tar and Pitch . . .	5,640	4,121	3,935	7,606	5,576	1,02,894	64,436	59,920	81,740	77,257
Total Pitch and Tar . . .	88,243	61,660	50,253	101,280	47,324	7,07,229	4,93,192	3,93,648	5,82,470	3,07,041
Plants, living, including Bulbs and seeds for sowing . . . value	—	—	—	—	—	75,684	92,488	2,12,890	1,67,656	1,62,528
Polishes— Polishes and composi- tions for application to leather . . .	—	—	—	—	—	8,89,242	13,43,261	13,84,613	14,97,620	18,50,264
Polishes and composi- tions for application to metals, etc. . .	—	—	—	—	—	8,93,925	9,06,665	6,87,618	5,71,286	4,58,595
Wood polish . . .	—	—	—	—	—	1,00,818	1,01,893	95,469	1,01,979	99,588
Other sorts (b) . . .	—	—	—	—	—	—	—	—	—	1,70,013
Total Polishes . . .	—	—	—	—	—	18,83,985	23,51,824	21,17,700	21,70,885	20,78,455
Precious stones and Pearls, unset— Diamonds* (a) . . .	—	—	—	—	—	1,32,02,104	85,21,997	55,71,676	74,05,023	58,10,018
Other Precious Stones* (a) . . .	—	—	—	—	—		3,77,327	4,55,231	6,42,447	14,08,972
Pearls . . .	—	—	—	—	—	93,71,495	90,81,903	59,27,343	48,55,968	34,79,627
Total Precious stones and Pearls, unset . . .	—	—	—	—	—	2,25,73,599	1,79,81,237	1,19,54,750	1,24,08,458	1,06,98,617
Printing and Lithogra- phing machinery and materials (excluding paper)— Printing and lithogra- phing presses . . .	—	—	—	—	—	11,78,044	21,38,373	20,51,488	15,92,414	15,14,856
Printing type . . . Cwts.	1,315	1,452	1,916	2,044	1,907	2,85,887	2,31,274	2,74,098	3,10,687	3,10,292
Printer's and Litho- grapher's ink . . . value	—	—	—	—	—	5,19,739	4,89,211	5,85,674	7,00,454	7,51,281
Other materials . . .	—	—	—	—	—	5,35,686	3,60,940	3,95,392	4,08,149	4,11,288
Total Printing and Lithogra- phing machinery and materials . . .	—	—	—	—	—	25,19,356	32,19,798	33,06,602	30,11,704	29,87,717
Prints, Engravings and Pictures— Photographs and picture postcards . . .	—	—	—	—	—	2,04,956	87,401	84,973	92,534	1,04,582
Others . . .	—	—	—	—	—	1,89,621	1,84,829	5,41,634	1,89,384	2,64,732
Total Prints, Engravings, and Pictures . . .	—	—	—	—	—	3,94,577	2,72,230	6,26,607	2,81,968	3,69,314
Provisions and Oilman's stores— Bacon and hams . . . Cwts.	11,846	12,859	15,171	15,207	15,195	15,92,913	14,48,618	15,57,845	18,96,156	19,16,676
Biscuits and cakes . . .	21,901	22,937	34,807	40,107	51,341	26,98,956	26,97,814	35,33,804	41,99,490	49,15,618
Butter (including canned) Canned and bottled provisions (not specified elsewhere)— Canned or bottled fruits . . .	542	504	804	994	1,091	1,38,839	1,05,726	1,58,294	1,74,748	2,25,247
Tinned or canned fish . . .	14,044	14,547	17,481	21,553	20,443	8,85,609	8,16,894	8,96,461	10,26,905	9,65,211
Others . . .	30,982	24,500	42,762	63,033	89,278	18,97,303	18,31,247	21,37,022	27,76,216	35,58,621
Cheese (including canned) . . .	55,411	68,185	163,808	273,313	427,360	46,88,496	48,89,119	1,07,02,939	1,55,68,568	2,08,72,409
Cocoa and chocolate . . .	8,407	9,022	9,714	10,013	11,256	11,69,938	11,50,255	11,46,590	11,69,087	11,81,041
Cereals and chocolate Farinaceous and patent foods— Farinaceous foods in bulk (a) . . .	4,869	3,260	3,666	4,294	4,936	8,82,955	4,78,942	4,26,583	4,53,077	5,04,298
Milkfoods for infants and invalids (wholly or mainly milk) (a) . . .	277,489	249,937	284,749	308,350	379,251	69,99,095	40,50,048	49,05,155	49,08,164	50,83,796
Other sorts . . .		13,173	18,895	10,093	18,693		24,72,638	26,12,546	22,52,757	28,80,937
Ghi . . .	1,626	1,540	1,843	2,353	3,374	89,521	95,486	1,26,111	1,51,616	2,86,015
Isinglass . . .	498	370	651	623	759	1,29,751	1,08,251	1,75,759	1,60,68	1,00,840
Jams and jellies . . .	10,749	14,275	16,854	14,875	14,756	7,20,476	8,10,000	9,46,218	7,88,991	7,74,667
Lard . . .	849	965	1,131	1,675	1,716	39,993	49,908	59,299	87,860	86,734

* Inclusive of imports by postal packets referred to Collectors of Customs for assessment.
(a) Separately recorded from 1923-24.
(b) Separately recorded from 1926-27.

No. 10—continued
TOTAL IMPORTS of ARTICLES of BRITISH and FOREIGN MERCHANDISE—continued

ARTICLES	QUANTITY					VALUE				
	1922-23	1923-24	1924-25	1925-26	1926-27	1922-23	1923-24	1924-25	1925-26	1926-27
Provisions and Oilman's stores—continued.										
Milk, condensed and preserved, (including milk cream) Owtz.	61,054	70,903	99,179	135,888	182,845	44,12,316	48,70,908	56,83,605	62,03,787	75,75,185
Pickles, chutnies, sauces and condiments "	5,195	5,853	7,255	7,397	6,180	5,28,738	5,42,026	6,01,726	5,58,554	4,78,301
Vinegar (excluding bottled vinegar) Gals.	22,607	22,755	22,378	27,541	21,214	40,466	34,417	36,529	41,102	34,061
Other sorts of provisions "	16,100	14,372	30,856	27,936	39,982	8,14,969	7,72,930	16,01,205	10,81,082	13,77,678
Total Provisions and Oilman's stores . value	—	—	—	—	—	2,77,30,370	2,80,21,866	3,91,76,911	4,51,34,689	5,50,43,611
Railway plant and Rolling stock—										
Carriages and parts thereof (a) value	—	—	—	—	—	—	—	2,34,02,767	87,93,008	80,08,080
Wagons and parts thereof (a) "	—	—	—	—	—	—	—	1,34,10,737	1,93,59,091	70,25,093
Carriages and wagons and parts thereof "	—	—	—	—	—	6,14,41,151	6,09,03,289	—	—	—
Locomotive engines and tenders and parts thereof "	—	—	—	—	—	2,15,07,992	2,76,37,959	37,51,564	1,11,42,919	68,31,500
Materials for construction—										
Bridgework Tons	9,256	21,050	10,203	1,254	437	32,87,856	49,90,784	23,77,055	3,02,840	1,05,358
Rails, chairs, and fish-plates of steel or iron (b) "	82,461	78,646	25,558	—	—	1,21,95,363	1,05,24,930	36,39,333	—	—
Sleepers and keys of steel or iron "	77,900	26,177	22,161	34,468	38,380	1,52,05,144	45,60,368	44,02,522	55,60,375	44,70,647
Sleepers of wood (c) "	16,337	28,504	2,030	12,355	31,046	25,16,081	38,02,716	2,44,057	13,35,101	36,23,580
Other kinds of materials "	13,482	15,576	13,015	14,128	7,936	43,67,260	43,26,055	45,27,376	34,48,849	24,69,246
Total Railway plant and Rolling-stock . value	—	—	—	—	—	11,05,80,347	11,72,46,031	6,07,55,481	4,99,54,183	3,25,24,494
Rubber—										
Raw Lba.	425	54,142	111,398	81,783	31,660	421	45,811	1,08,695	1,22,417	41,780
Manufactures—										
Pneumatic motor covers (a) No.	—	—	174,623	261,082	310,551	—	—	76,62,191	1,23,02,242	1,18,07,400
Pneumatic motor tubes (a) "	—	—	225,294	303,814	347,302	—	—	17,68,863	26,61,959	23,50,143
Pneumatic motor cycle covers (a) "	—	—	8,679	9,561	11,179	—	—	1,55,645	1,76,200	1,80,923
Pneumatic motor cycle tubes (a) "	—	—	9,662	11,177	14,924	—	—	54,125	55,391	57,154
Pneumatic cycle covers (a) "	—	—	313,094	506,659	600,713	—	—	12,08,059	14,30,309	14,13,073
Pneumatic cycle tubes (a) "	—	—	435,116	577,581	751,919	—	—	7,46,219	8,26,536	9,41,024
Solid rubber tyres for motor vehicles (a) "	—	—	15,015	13,865	9,520	—	—	13,45,200	13,47,309	11,75,641
Tyres for motor vehicles (d) "	157,807	174,770	—	—	—	1,06,60,080	99,96,469	—	—	—
Tubes for motor tyres (d) "	154,631	186,119	—	—	—	16,09,388	15,77,401	—	—	—
Tyres and tubes for cycles (d) "	—	719,218	—	—	—	—	20,95,909	—	—	—
Other manufactures (except apparel and boots and shoes) value	—	—	—	—	—	57,50,223	31,26,615	25,68,127	27,99,616	31,28,436
Total Rubber "	—	—	—	—	—	1,80,20,067	1,63,42,205	1,56,06,124	2,17,72,023	2,10,95,624
Salt Tons	542,133	474,606	615,698	560,141	541,770	1,63,79,854	1,10,27,867	1,42,78,016	1,04,19,672	1,26,19,874
Seeds—										
Oil seeds—										
Essential Tons	200	233	306	395	1,493	30,930	77,167	1,23,317	1,44,266	4,47,800
Non-essential—										
Caster (d) "	16	—	—	—	—	3,305	—	—	—	—
Copra or coconut kernel "	201	653	1,663	3,105	163	56,773	2,24,859	5,44,979	12,13,300	75,154
Cotton (d) "	7	—	—	—	—	639	270	—	—	—
Groundnuts "	2	15	103	53	18	872	3,453	23,799	7,513	5,226
Linseed "	36	95	128	78	108	7,330	13,846	25,889	13,525	17,039
Mustard (d) "	5	2	—	—	—	670	547	—	—	—
Poppy (d) "	4	20	—	—	—	969	3,576	—	—	—
Rape (d) "	—	2	—	—	—	13	327	—	—	—
Sesamum (til or jinjill) "	141	41	41	66	523	34,432	9,255	9,785	15,787	1,50,521
Tea "	5	1	6	2	6	9,422	6,724	19,964	2,420	41,097
Others "	156	140	190	209	135	34,332	30,641	36,622	52,684	40,273
Other than oil seeds "	167	190	307	329	202	2,24,370	1,93,674	1,63,469	2,17,312	1,75,146
Total Seeds "	940	1,392	2,744	4,237	2,553	4,54,157	5,64,339	9,53,324	16,67,898	9,52,311

(a) Separately recorded from 1924-25.
(b) Shown under "Iron or Steel" from 1925-26.
(c) Includes sleepers of Jarrah and other wood.
(d) Discontinued from 1924-25.

ABSTRACT TABLES

(46)

IMPORTS

No. 10—continued

TOTAL IMPORTS of ARTICLES of BRITISH and FOREIGN MERCHANDISE—continued

ARTICLES	QUANTITY					VALUE				
	1922-23	1923-24	1924-25	1925-26	1926-27	1922-23	1923-24	1924-25	1925-26	1926-27
Shells and Cowries—										
Cowries Cwts.	13,892	12,523	16,541	19,418	18,815	1,08,609	84,189	1,24,187	1,67,318	1,42,846
Shells—										
Shells (chanks, sankhli, large ornamental shells, cowras, mother-of-pearl shells, and oyster shells)	16,268	20,438	19,864	17,711	20,279	1,87,625	2,14,807	1,90,885	2,03,183	2,23,988
Tortoise-shell (including nakh'a or nakh) Lbs.	24,851	17,094	17,270	10,464	10,148	82,627	80,560	30,316	23,287	21,389
Total Shells and Cowries value	—	—	—	—	—	3,73,861	3,29,506	3,45,388	3,93,788	3,88,173
Smoker's requisites (excluding tobacco)	—	—	—	—	—	6,29,519	5,04,576	7,79,758	6,46,924	7,49,644
Soap—										
Household and laundry soap in bars or tablets Cwts.	238,977	284,370	303,098	338,473	340,308	74,63,880	82,32,486	89,19,588	99,20,758	99,58,314
Toilet soap	25,323	24,816	31,475	35,649	43,082	84,89,803	82,52,402	85,25,010	88,10,489	46,68,296
Other sorts	7,516	8,539	26,634	32,533	19,135	4,60,990	4,42,378	8,02,998	8,80,027	6,19,668
Total Soap	271,816	317,725	361,205	406,655	402,475	1,13,94,673	1,19,27,266	1,32,47,591	1,46,11,219	1,52,41,278
Specimens illustrative of natural science value	—	—	—	—	—	12,308	28,932	41,046	24,841	35,267
Spices—										
Betelnuts Cwts.	1,109,077	1,361,631	1,146,980	1,271,671	1,184,917	1,62,58,405	2,01,65,773	1,90,60,154	2,53,08,605	2,50,13,457
Cardamoms	2,089	665	1,098	1,095	1,580	2,45,374	71,444	1,36,825	1,50,304	1,24,908
Cassia	171	..	29	79	1	5,305	..	580	1,099	241
Chillies	783	455	1,992	1,252	537	21,885	11,079	54,232	37,414	16,947
Cinnamon	98	46	88	71	304	8,096	2,769	3,544	3,480	10,943
Cloves	109,093	82,428	100,189	105,700	71,548	68,22,091	41,90,900	59,87,620	60,08,228	34,27,267
Ginger	9,284	13,910	8,955	6,544	1,922	2,52,640	4,78,330	3,91,754	2,76,546	74,555
Nutmegs	10,051	10,283	10,581	17,627	8,867	3,64,314	3,58,868	4,24,082	5,51,430	6,88,098
Pepper	9,442	10,276	6,729	5,056	39,517	3,98,128	4,12,280	3,05,379	2,37,380	15,73,703
Other sorts	3,838	3,344	3,413	2,895	2,416	1,58,410	1,90,112	2,36,214	2,31,808	3,04,045
Total Spices	1,258,926	1,463,038	1,280,054	1,411,990	1,311,559	2,46,34,648	2,58,77,550	2,66,00,334	3,28,01,294	3,12,88,564
Starch and Farina—										
Starch	140,987	125,794	154,845	168,728	95,519	17,44,447	15,21,459	19,58,958	19,89,025	10,42,448
Farina and Potato flour	45,152	42,705	63,614	59,667	74,644	7,35,701	5,22,169	9,41,648	8,83,314	8,73,823
Total Starch and Farina	186,139	168,499	218,459	228,395	170,163	24,80,148	20,43,628	29,00,606	28,72,339	19,16,271
Stationery (excluding paper)—										
Pencils (excluding slate pencils) (a) dozens	—	3,048,990	2,718,883	3,523,657	2,275,026	91,74,461	9,38,112	9,21,786	8,62,175	5,96,658
Other sorts value	—	—	—	—	—	—	79,73,328	72,36,528	80,28,515	75,69,623
Total Stationery	—	—	—	—	—	91,74,461	89,06,440	81,58,264	88,90,690	81,66,281
Sticks and Whips	—	—	—	—	—	94,319	1,23,628	1,55,425	2,74,269	2,13,077
Stone and Marble—										
Stone and marble Tons	2,703	4,709	3,296	6,368	7,203	3,58,623	4,56,081	3,53,601	3,48,931	6,52,056
Articles of stone and marble	834	428	338	772	1,240	4,08,611	1,85,169	1,20,449	1,43,225	2,33,066
Total Stone and Marble	3,537	5,137	3,634	7,135	8,443	7,67,239	5,91,250	4,74,050	4,92,156	8,85,122
Sugar—										
sugar, 16 Dutch standard and above	442,237	381,475	624,447	638,168	647,635	14,84,36,957	13,63,57,897	19,02,46,160	14,24,65,605	14,41,07,493
Best Sugar (a)	—	29,680	45,864	43,422	175,827	—	1,12,84,986	1,32,33,461	93,86,423	3,87,01,789
" 15 Dutch standard and below	139	367	654	982	3,418	39,998	1,13,656	2,09,894	1,78,250	3,39,845
Molasses	60,871	63,672	57,029	70,786	95,982	42,57,672	45,14,468	30,07,884	36,10,434	52,57,280
Confectionery	739	827	1,094	1,300	1,519	17,68,419	20,70,840	23,13,813	24,84,719	27,15,090
Saccharia Lbs.	100,254	33,915	2,088	148	6,481	3,86,922	1,14,915	12,607	10,473	29,083
Total Sugar Tons	504,080	476,035	729,088	804,658	924,383	15,48,89,968	15,45,06,762	20,00,23,769	15,83,35,904	19,16,50,530
Tallow and Stearine—										
Grease (excluding mineral grease) Cwts.	12,918	14,766	9,311	11,926	9,739	3,86,288	3,57,035	2,08,749	2,90,374	1,99,048
Other sorts	59,986	59,857	69,488	73,485	133,203	21,38,503	22,14,240	25,80,616	26,49,596	29,65,259
Tea—										
Black Lbs.	2,023,434	5,067,994	2,016,529	2,626,687	3,209,333	14,19,194	35,03,854	17,08,088	21,00,556	25,69,054
Green	4,085,980	6,870,179	5,268,490	5,206,786	4,424,518	31,83,071	47,22,487	45,74,847	39,29,222	41,02,662
Total Tea	6,109,414	12,938,173	7,285,019	7,833,473	7,633,851	46,02,265	82,26,341	62,82,935	60,29,778	66,71,716

(a) Separately recorded from 1923-24.

No. 10—continued

TOTAL IMPORTS of ARTICLES of BRITISH and FOREIGN MERCHANDISE—continued.

ARTICLES	QUANTITY					VALUE				
	1922-23	1923-24	1924-25	1925-26	1926-27	1922-23	1923-24	1924-25	1925-26	1926-27
Tea-chests, entire or in sections— Of iron or steel or other metal value	—	—	—	—	—	R 54,410	R 1,95,465	R 1,91,610	R 47,948	R 20,997
Of wood	—	—	—	—	—	62,02,081	62,96,563	90,87,178	84,44,745	62,63,252
Total Tea-chests, entire or in sections	—	—	—	—	—	62,56,441	64,92,048	92,78,788	84,92,698	62,84,949
Telegraphs, materials for construction and accessories (excluding electrical)	—	—	—	—	—	96,787	80,014	1,22,481	1,28,454	2,00,848
Telephones, materials for construction and accessories (excluding electrical)	—	—	—	—	—	14,51,797	2,61,233	4,43,186	2,47,970	2,18,539
Textiles— Cotton—										
Raw Tons	10,708	12,718	20,183	17,543	45,676	1,73,34,349	2,50,58,779	4,24,53,214	3,64,48,022	5,03,82,250
Waste Cwts.	190	1,045	744	280	845	7,268	23,429	20,133	5,427	5,754
Twist and yarn— (unbleached)										
Grey Nos. 2 to 10 Lbs.	89,003	106,974	93,424	79,741	105,860	81,095	67,003	53,084	60,326	43,596
„ „ 11 to 15	35,755	102,318	81,165	22,483	21,741	56,048	92,305	76,015	33,631	23,463
„ „ 16 to 20	12,652,413	6,376,985	6,628,728	4,201,235	688,185	1,19,89,324	65,83,484	72,26,686	39,82,638	8,29,689
„ „ 21 to 25	448,681	280,989	167,844	168,084	135,423	5,86,681	3,20,772	2,64,735	2,79,878	2,01,244
„ „ 26 to 30	4,650,499	892,959	677,249	415,363	295,300	61,92,670	12,51,146	9,61,484	5,56,726	3,08,955
„ „ 31 to 40	21,061,132	12,943,318	21,382,672	21,680,470	20,951,473	2,97,79,539	2,00,15,613	3,03,06,903	2,54,00,736	2,09,84,251
„ „ 41 to 50	2,130,787	2,077,845	1,982,893	1,287,687	1,420,992	39,61,361	38,56,646	40,32,911	20,27,489	15,61,637
„ „ 51 to 60	1,772,419	2,490,251	3,123,323	2,883,476	3,504,588	39,90,889	54,65,027	70,00,017	57,15,024	60,83,128
„ „ 61 to 100	1,957,309	2,463,172	1,997,243	1,755,568	1,890,905	47,34,732	53,93,486	50,78,070	43,83,447	35,63,399
„ above No. 100	122,615	186,582	113,582	241,560	149,087	5,63,345	5,46,936	3,76,284	7,57,448	4,41,040
Grey Two-folds (doubles)	4,062,909	3,434,453	5,022,966	5,221,864	6,601,161	69,38,990	58,23,593	90,23,423	74,84,205	85,06,818
White (bleached)	1,894,401	2,650,084	3,426,590	3,761,323	4,061,521	41,45,042	56,69,611	73,74,134	78,84,799	63,44,650
Coloured Nos. 1 to 20	292,130	270,857	360,585	468,796	252,280	6,67,704	5,47,584	6,93,089	7,43,180	3,70,255
„ „ 21 to 25	352,109	242,463	309,490	375,234	347,297	7,70,851	4,61,933	5,72,115	5,69,287	4,57,020
„ „ 26 to 30	57,007	99,934	256,698	159,916	174,691	1,02,725	1,18,837	3,32,238	2,00,450	1,76,146
„ „ 31 to 40	5,596,038	6,863,551	6,304,653	4,618,808	3,453,901	1,16,27,594	1,38,77,655	1,25,09,780	78,78,346	49,85,812
„ „ 41 to 50	4,590	68,333	50,300	83,774	126,453	12,568	1,24,662	1,04,860	1,30,078	1,71,951
„ above No. 50	234,579	502,597	391,304	432,773	470,475	8,98,507	17,60,411	12,94,614	13,68,969	12,97,205
Coloured Two-folds (doubles)	490,324	597,803	810,440	972,787	544,921	12,83,066	14,45,842	19,48,378	19,87,696	10,15,024
Mercerised cotton yarn Unspecified descriptions of twist and yarn	1,320,141	2,019,203	2,663,562	2,845,477	4,169,075	40,57,884	59,45,259	78,00,791	66,87,169	66,18,431
Total Twist and Yarn	59,274,229	44,574,815	55,907,332	51,688,086	49,424,559	9,26,84,833	7,93,75,516	9,66,31,077	7,76,66,689	6,62,43,576
Manufactures— Blankets	1,195,970	3,249,510	5,133,786	3,719,565	5,709,195	12,90,979	27,55,927	45,71,111	34,62,100	48,12,942
Canvas Yards	342,681	464,203	640,467	728,005	1,018,222	5,61,631	4,75,198	5,22,434	6,60,237	7,27,808
Handkerchiefs and shawls in the pieces—										
Handkerchiefs No.	3,492,234	4,970,611	7,943,586	5,740,770	7,393,559	7,36,231	10,66,016	19,06,384	15,42,330	11,86,692
Shawls	597,180	944,249	768,081	459,715	448,696	8,80,489	12,29,145	11,70,788	7,01,262	7,14,740
Hosiery—										
Stockings and socks (a) Dozen	—	704,621	746,634	1,025,251	1,077,100	—	17,11,006	21,82,190	24,87,656	24,62,408
Underwear (b) Dozen	—	—	—	2,157,590	2,538,355	56,84,568	71,06,420	84,21,919	1,08,77,977	1,17,68,899
Other sorts value	—	—	—	—	—	23,37,802	5,75,999	5,17,110	6,79,761	5,40,626
Lace and patent net Yards	734,029	1,053,290	1,312,601	1,117,999	1,433,310	6,30,006	8,07,510	9,01,553	8,54,031	9,18,260
Piece Goods— Grey (unbleached)—										
Plain Grey—										
Chadars	3,600	—	35,228	107,873	3,917	1,250	—	12,383	34,011	1,497
Dhotis, Saris and Scarves	866,196	450,132	790,453	918,086	2,141,193	3,81,489	1,96,702	3,44,467	2,95,989	6,28,036
Drills and Jeans	14,275,255	16,801,649	17,263,005	19,411,462	14,941,392	58,75,421	67,26,303	71,67,038	71,21,462	45,25,114
Flannel and Flannellettes	412,280	6,332	80,691	10,799	6,221	1,21,873	3,531	20,487	6,136	4,701
Jaconets, including Madapollams, Mulls and Cambrics	83,592,456	72,949,507	89,278,311	56,999,742	72,562,319	2,81,21,755	2,43,03,362	2,93,29,682	1,75,12,050	1,91,73,332
Longcloth and shirtings	280,131,406	119,036,316	206,124,756	171,296,711	168,555,491	10,05,94,313	4,32,43,383	7,49,81,213	5,60,99,539	4,61,50,215
Printers	—	—	12,709	4,155	205	—	—	7,944	4,212	174
Sheetings	44,515,635	60,742,088	39,309,706	30,399,439	18,280,522	1,64,19,521	2,17,70,280	1,36,78,631	99,68,611	48,59,156
T. cloth and Domestic	583,846	510,531	523,807	476,001	508,241	2,20,079	2,16,975	2,29,479	1,63,468	1,39,477
Unspecified descriptions	221,265	487,762	1,150,034	818,755	385,535	1,35,496	2,50,259	4,21,433	1,20,741	1,05,644
Total Plain Grey	424,601,989	270,934,317	354,544,200	279,853,026	277,329,036	15,17,90,197	9,67,10,395	12,61,68,757	9,13,26,364	7,55,87,346

(a) Separately recorded from 1923-24.
(b) Quantity shown from 1925-26.

ABSTRACT TABLES

IMPORTS

No. 10—continued

TOTAL IMPORTS of ARTICLES of BRITISH and FOREIGN MERCHANDISE—continued

ARTICLES	QUANTITY					VALUE				
	1922-23	1923-24	1924-25	1925-26	1926-27	1922-23	1923-24	1924-25	1925-26	1926-27
Textiles—continued										
Cotton—continued										
Manufactures—continued										
Piece goods—continued										
Gray (unbleached)—continued										
Bordered Gray—										
ChadarsYards	629,818	729,892	795,539	671,715	1,225,940	2,47,817	2,61,372	3,10,033	2,54,067	3,54,385
Dhutis, Saris and Scarves ..	505,791,107	432,207,903	439,090,852	423,353,566	469,502,614	15,24,06,607	13,36,60,463	15,79,31,501	12,71,67,456	12,00,62,133
Drills and Jeans	29,000	15,891	3,900	16,236	21,280	3,946
Flannel and Flannelettes	10,200	7,663	27,636	9,639	13,051	34,105
Jaconets, including Madapolams, Mulls and Cambrics	2,000	33,371	123,285	39,612	17,368	597	14,350	24,714	15,153	6,891
Longcloth and Shirtings	15	615,919	110,586	252,578	..	10	2,31,074	52,659	67,400
Printers	10	10	..
Sheetings	51,000	14,309	14,064	36,272	10,900	3,257
T. Cloth and Domestics	2,033	6,000	4,000	1,716	9,285	5,309
Unspecified descriptions ..	70	14	243,474	4,027	33,840	45	7	79,888	1,515	29,376
Total Bordered Grey . . .	506,422,995	432,971,695	490,966,302	423,282,375	471,081,940	15,26,55,056	13,39,36,202	15,86,61,073	12,75,45,382	12,05,82,901
Total Grey (unbleached) Plain and Bordered . . .	931,024,934	793,956,012	845,510,502	799,085,401	743,410,976	30,44,45,253	23,06,47,097	28,48,89,830	21,83,72,246	19,61,70,247
White (bleached)—										
Chadars	413,737	487,271	718,293	277,234	323,339	1,46,261	1,62,038	1,81,738	80,234	92,569
Checks, Spots and Stripes ..	5,793,396	8,457,544	11,023,839	7,019,891	12,289,635	28,34,640	42,62,528	43,41,042	23,42,490	41,93,596
Dhutis, Saris and Scarves ..	44,958,879	45,692,537	63,996,435	72,590,162	113,992,442	1,66,90,463	1,63,26,754	2,52,95,893	2,43,85,614	3,45,78,209
Drills and Jeans	3,140,453	3,420,553	6,346,939	6,106,431	5,112,272	18,09,403	22,71,531	36,90,762	33,83,822	27,71,327
Flannel and Flannelettes ..	50,832	37,573	34,797	67,497	52,495	20,353	13,066	15,398	27,969	23,970
Jaconets, Madapolams, Cambrics and Muslins,	7,117,945	3,292,354	9,294,430	9,393,455	14,879,323	36,39,223	45,27,037	49,74,697	43,14,559	71,22,134
Lawns	3,679,536	7,693,450	9,193,433	3,354,743	15,215,704	56,96,133	47,02,273	56,12,149	43,03,367	74,72,997
Longcloth and Shirtings ..	69,864,334	67,215,031	122,723,774	93,736,631	97,396,935	2,93,32,373	2,94,91,920	5,01,58,011	3,70,54,333	3,20,85,347
Mulls	159,134,243	164,657,515	135,623,637	163,602,363	219,961,943	5,84,23,124	5,53,14,416	6,04,25,945	5,24,74,259	6,11,23,323
Nainsooks	90,752,560	38,467,770	105,367,232	76,993,229	65,875,540	2,56,45,317	2,49,17,677	3,06,93,215	1,94,11,661	1,47,94,363
Sheetings	134,139	220,273	152,929	163,505	133,253	1,32,639	1,30,410	1,23,771	1,12,453	1,33,172
T. cloth and Domestics ..	11	16,509	1,200	24,307	1,229	30	4,054	1,419	11,063	553
Twills	6,331,752	7,274,690	13,342,034	12,226,446	11,333,240	33,54,702	36,19,839	65,30,139	57,35,321	47,06,165
Unspecified descriptions ..	6,569,425	13,413,530	16,151,505	3,995,195	13,343,674	37,91,363	31,50,396	95,13,863	42,49,959	53,33,332
Total White (bleached) . . .	402,491,795	415,356,711	543,875,532	465,112,124	570,951,537	15,01,16,644	15,44,44,594	20,23,13,532	15,99,32,129	17,52,81,322
Coloured, Printed or dyed—										
Printed Goods—										
Cambrics, including Madapolams, Muslins, Mulls and Jaconets . . .	24,193,960	31,005,363	29,203,393	22,005,770	13,173,067	91,78,579	1,09,35,234	99,23,702	67,15,470	51,33,631
Chadars	156	90	15,697	..	30,421	140	74	5,966	..	3,370
Checks, spots and stripes . . .	525,346	1,023,151	1,999,023	1,241,450	1,317,320	2,33,130	4,35,327	3,34,149	5,43,439	9,37,146
Dhutis	3	3,714	41,130	230,357	2,452,759	10	3,571	17,760	3,01,395	14,23,762
Drills and Jeans	11,097,319	10,919,036	15,103,334	15,676,119	17,391,079	53,19,746	51,34,639	63,39,337	60,13,304	59,33,553
Flannel and Flannelettes ..	530,690	931,856	2,007,716	3,539,553	3,405,715	2,63,430	4,43,443	9,06,146	13,42,344	26,53,593
Lungis	6,400,413	3,691,511	5,433,136	5,250,073	4,701,590	42,17,795	21,19,109	29,34,731	29,91,022	22,29,534
Prints and Chintz	44,542,123	61,437,044	53,357,152	54,039,750	47,414,723	1,39,24,697	2,40,43,943	2,22,55,330	1,34,47,933	1,45,17,219
Saris and Scarves	17,232,770	29,723,443	27,179,353	23,212,922	24,424,055	97,53,464	1,59,01,519	1,34,55,614	1,22,35,764	90,63,523
Sateens (a)	3,335,665	3,923,974	17,26,157	16,75,332
Shirtings	3,959,405	17,227,309	20,462,629	16,304,375	24,315,739	40,44,402	73,41,909	33,63,160	61,07,572	32,73,333
Twills	2,477,204	6,611,016	3,472,243	6,372,272	12,767,304	13,55,363	33,97,303	41,53,335	23,76,654	43,97,573
Woven Lungis and Sarongs . . .	3,522,437	3,561,511	4,333,700	3,696,341	4,104,991	35,39,347	30,14,346	34,64,573	27,06,357	22,56,975
Unspecified descriptions ..	9,060,342	16,237,694	16,374,747	3,111,156	6,423,135	51,36,067	36,03,340	79,51,506	34,55,539	26,63,550
Total Printed Goods . . .	123,543,173	132,469,333	139,009,311	136,377,006	176,354,152	6,24,71,220	8,13,75,657	8,11,65,332	6,54,64,009	6,12,94,630
Dyed Goods—										
Cambrics, including Madapolams, Muslins and Jaconets . . .	10,353,571	12,336,923	13,506,709	11,627,637	22,330,132	32,67,156	40,52,453	45,17,906	43,33,651	31,90,732
Chadars	121	157	..	3,372	10,633	109	117	..	2,975	7,935
Checks, Spots and Stripes . . .	3,234,456	4,033,633	3,433,361	5,521,517	9,505,373	17,97,430	22,44,763	45,23,939	34,91,512	56,59,341
Dhutis	2,721	70,396	34,131	213,467	39,553	1,954	34,253	23,150	37,932	32,107

(a) Separately recorded from 1925-26.

No. 10—continued.
TOTAL IMPORTS of ARTICLES of BRITISH and FOREIGN MERCHANDISE—continued

ARTICLES	QUANTITY					VALUE				
	1922-23	1923-24	1924-25	1925-26	1926-27	1922-23	1923-24	1924-25	1925-26	1926-27
<i>Textiles—continued</i>										
<i>Cotton—continued</i>										
<i>Manufactures—continued</i>										
<i>Piece goods—continued</i>										
<i>Coloured, printed or dyed—continued</i>										
<i>Dyed goods—continued</i>										
Drills and Jeans . . . Yards	2,498,683	2,440,740	3,794,953	3,475,585	6,678,689	18,15,843	18,12,857	23,34,424	20,71,874	29,33,431
Flannel and Flannelottes . .	491,363	987,721	2,044,481	2,732,661	5,043,766	2,14,900	4,52,832	9,03,359	9,46,580	14,27,703
Italian cloth and Sateens, * . .	—	—	—	12,934,145	27,878,018	—	—	—	78,34,059	1,33,56,523
Lungs	99,489	822,342	678,541	589,801	229,816	70,706	5,52,799	4,27,499	3,41,829	1,18,225
Prints and Chints	146,777	91,860	1,001,827	1,080,841	3,006,739	75,640	32,581	4,34,082	5,75,925	10,33,618
Saris and Scarves	420,771	293,877	1,081,295	668,364	2,673,025	2,51,867	1,75,826	6,01,120	3,16,980	10,72,068
Shirtings	25,143,570	25,186,591	30,998,532	28,888,075	39,733,750	66,60,125	98,29,577	1,14,67,664	98,65,100	1,10,22,864
Twills	5,794,442	8,826,289	9,801,368	10,003,008	9,955,310	36,40,818	54,97,432	52,05,075	45,59,950	43,37,054
Woven Lungis and Sarongs . . .	108,368	41,033	129,181	104,443	332,932	86,795	35,423	79,096	67,652	1,62,147
Unspecified descriptions . . .	28,740,981	54,935,423	70,600,491	23,427,774	28,963,591	1,89,20,969	3,64,63,209	4,48,48,696	1,43,49,479	1,14,02,315
Total Dyed Goods	77,590,263	110,072,990	142,195,365	106,870,740	156,984,987	3,98,04,314	6,11,78,192	7,54,15,959	4,68,45,523	6,17,06,188
<i>Woven coloured goods—</i>										
<i>Cambrics, including Madapolams, Mualins, Mulls and Jaconets, . . .</i>	1,123,725	796,826	1,780,141	1,103,953	2,143,353	6,56,486	5,82,249	10,54,557	6,65,333	18,24,634
Chadars	—	2,400	41,529	—	3,751	—	1,532	16,029	—	2,350
Checks, Spots and Stripes . . .	2,664,936	3,449,906	5,013,240	4,004,629	5,673,302	11,72,609	15,07,996	25,65,939	18,54,576	33,13,555
<i>Coatings and trouserings (including cashmere Serges and tweeds, . . . Yards</i>	—	—	—	7,233,041	10,795,536	—	—	—	56,37,658	73,71,050
Dhatis	5,690,957	217,442	570,679	97,291	379,099	37,49,567	1,05,721	2,11,901	45,438	1,19,221
Drills and Jeans	2,452,263	9,862,056	6,450,102	13,206,202	20,334,885	11,62,549	17,30,356	23,37,453	43,03,690	54,83,310
Flannel and Flannelottes . . .	538,579	1,980,252	2,250,055	3,978,860	4,723,290	2,47,088	9,34,554	10,59,422	15,49,279	15,03,115
Lungis and Sarongs	1,852,901	4,361,671	3,904,452	7,694,802	10,924,458	13,07,254	31,45,006	27,41,979	49,22,574	62,29,712
Prints and Chints	478	8	84,246	275,048	114,445	405	5	40,819	1,15,840	43,964
Saris and Scarves	1,512,059	2,687,796	2,512,037	2,398,381	5,506,783	7,66,561	13,07,934	12,08,626	9,80,891	16,26,865
Shirtings	4,123,730	9,191,559	17,854,544	27,257,519	26,771,916	16,73,470	33,32,915	69,62,189	89,28,551	72,94,131
Twills	1,018,112	1,371,270	3,969,794	3,492,503	6,829,313	4,63,120	5,97,835	17,33,566	13,61,704	20,21,340
Velvet and Velvetene*	—	—	—	1,219,297	1,398,230	—	—	—	13,17,936	14,38,331
Unspecified descriptions	16,613,232	27,129,831	31,265,385	20,074,503	18,499,823	1,25,23,685	2,04,98,392	2,31,40,404	1,32,13,745	1,11,33,593
Total Woven coloured goods	37,651,072	54,951,017	75,766,204	92,089,029	113,603,183	2,37,27,794	3,42,93,595	4,35,77,788	4,49,02,151	4,92,23,703
<i>Wool Coloured, Printed, or dyed, . . .</i>	243,789,513	347,493,345	406,971,380	365,635,775	447,442,227	12,60,03,328	17,68,47,444	20,01,59,604	15,92,11,688	17,22,24,524
Fents of all descriptions	15,988,804	19,019,952	21,882,486	23,630,146	21,139,623	45,68,352	65,36,938	68,15,929	70,31,641	64,74,559
Wool Cotton Fibre Goods	1,593,295,096	1,485,826,020	1,823,239,950	1,563,713,446	1,787,944,368	58,51,84,077	56,84,76,073	69,41,83,925	54,50,47,704	55,01,59,952
Rops Lbs.	923,760	741,445	700,300	975,691	870,742	14,61,939	11,84,548	11,65,844	13,69,251	10,63,421
Thread, sewing	1,230,344	1,534,434	1,659,323	2,154,027	2,057,371	70,14,665	71,45,458	73,47,473	83,32,191	73,86,376
Towels in the piece Yards	879	20,596	7,333	1,476	20,078	1,286	9,273	4,637	6,456	10,019
Other sorts of manufactures Lbs.	1,058,118	1,220,901	1,598,812	1,470,335	1,716,646	29,33,526	29,26,677	36,53,764	29,35,090	30,47,237
TOTAL COTTON GOODS (including TWIST AND YARN). Value	—	—	—	—	—	70,13,02,032	67,48,45,756	82,32,51,509	65,66,72,935	65,04,75,376
<i>Flax—</i>										
Raw Lbs.	75	—	—	279	648	80	—	—	1,343	2,368
<i>Manufactures—</i>										
Twist and yarn	8,127	9,177	27,918	44,590	12,227	3,340	12,701	43,332	64,730	12,334
Bags and sacks (g) No.	669	257	—	—	—	3,558	619	—	—	—
Canvas Yards	855,267	809,792	990,481	1,251,605	1,451,933	16,52,256	10,72,753	14,23,461	16,57,982	17,56,365
Piece goods	411,744	476,789	415,255	613,933	575,492	3,47,445	4,20,142	3,47,630	4,69,136	3,32,963
Thread, sewing Lbs.	68,137	72,045	66,374	118,522	84,376	1,39,694	2,26,607	1,39,567	2,55,316	1,79,336
Other sorts	314,879	551,167	543,316	463,652	457,751	9,81,617	10,93,606	9,37,909	3,30,034	3,14,438
Total Flax manufactures (including twist and yarn) Value	—	—	—	—	—	31,32,905	23,21,430	29,96,349	32,76,348	31,46,613
<i>Haberdaehery and Millinery—</i>										
Lace and embroidery	—	—	—	—	—	26,62,207	33,36,329	47,70,165	33,25,618	42,20,043
Towels not in the piece No.	689,323	603,163	1,337,983	2,933,373	2,033,800	2,63,445	3,43,061	7,19,964	14,17,153	7,30,372
Other sorts Value	—	—	—	—	—	63,76,539	62,22,334	60,66,302	57,56,692	63,49,939
Total Haberdaehery	—	—	—	—	—	93,02,191	99,02,274	1,16,56,931	1,09,99,436	1,13,6,356

* Separately recorded from 1925-26.

(e) included in "Flax manufactures—Other sorts" from 1924-25.

ABSTRACT TABLES

IMPORTS

No. 10—continued

TOTAL IMPORTS of ARTICLES of BRITISH and FOREIGN MERCHANDISE—continued

ARTICLES	QUANTITY					VALUE				
	1922-23	1923-24	1924-25	1925-26	1926-27	1922-23	1923-24	1924-25	1925-26	1926-27
Textiles—concluded						R	R	R	R	R
Hemp—										
Raw Cwts.	23,599	26,271	23,122	31,533	30,170	5,65,086	6,62,042	7,71,238	10,19,762	9,44,600
Manufactures (excluding cordage)—										
Bags and sacks . . . No.	95	101	92	95	25	195
Cloth Yards	128,526	146,638	117,010	167,361	181,198	48,033	39,989	37,194	62,713	1,14,918
Other sorts Value	—	—	—	—	—	1,69,390	2,54,221	2,44,217	1,73,578	2,66,319
Total Hemp Manufactures ..	—	—	—	—	—	2,12,518	2,94,160	2,81,411	2,36,316	3,81,432
Jute—										
Raw Tons	20	734	619	270	12	6,200	1,17,047	89,828	95,800	5,634
Twist and yarn Lbs.	25,416	8,505	14,862	39,071	30,086	12,120	2,835	9,184	12,338	11,539
Manufactures—										
Canvas Yards	174,546	181,427	329,102	267,369	352,350	2,26,346	1,98,987	2,10,758	2,16,300	2,45,029
Gunny bags No.	4,679,586	5,268,734	4,651,823	5,693,223	5,452,547	11,42,648	13,35,061	13,71,236	19,30,428	17,57,054
“ cloth Yards	152,001	3,143,191	8,057,087	20,885,733	13,414,424	41,501	1,54,362	8,55,170	25,93,324	17,27,564
Rope and twine Cwts.	313	549	305	1,070	679	25,091	59,906	129,255	37,429	53,000
Other kinds “	2,144	21,823	2,528	3,252	7,276	2,31,594	3,30,718	2,99,127	2,13,492	2,36,592
Total Jute manufactures (including twist and yarn) Value	—	—	—	—	—	16,79,300	20,81,059	27,74,730	50,08,311	40,31,888
Silk—										
Raw Lbs.	1,828,586	1,365,264	1,418,587	1,325,364	1,733,240	1,57,37,541	1,19,07,039	1,19,00,222	94,33,827	1,13,70,935
Waste “	130,743	68,555	82,367	2,666	59,718	2,45,104	2,92,570	1,95,026	6,213	90,230
Silk yarn, noils and warps ..	897,025	967,034	1,524,682	590,797	1,216,899	62,35,305	70,73,023	1,01,79,719	35,30,777	63,13,976
Manufactures—										
Goods of silk mixed with other materials Yards	1,174,174	2,086,354	1,770,159	1,600,562	2,136,251	20,57,220	32,60,343	28,68,119	24,59,634	30,89,759
Silk piece goods “	14,331,111	14,086,562	16,128,123	16,280,665	12,912,091	2,26,61,451	2,29,63,862	2,33,09,422	2,11,62,093	2,42,96,991
Thread for sewing Lbs.	8,259	11,376	10,602	16,868	19,386	1,46,192	1,14,422	1,26,938	2,39,334	2,45,703
Other sorts “	33,399	57,751	73,333	102,200	77,502	5,53,794	6,05,346	6,35,262	6,37,585	5,63,155
Total Silk manufactures (including yarn, noils and warps) Value	—	—	—	—	—	3,16,54,472	3,40,16,996	3,71,19,455	2,80,29,923	3,45,09,584
Wool—										
Raw Lbs.	1,839,940	4,838,634	3,218,098	4,953,026	4,956,219	13,04,629	40,54,840	76,93,506	43,35,602	31,98,070
Yarn and knitting wool ..	529,810	693,934	382,918	1,037,692	1,040,014	25,12,564	28,35,693	30,33,580	36,57,332	23,24,115
Manufactures—										
Blankets “	122,535	584,926	938,234	1,448,426	1,421,703	2,37,323	5,21,501	6,96,903	11,72,456	10,93,443
Braids “	6,394	14,688	9,913	15,278	11,009	30,208	60,988	39,263	67,521	40,749
Carpets and rugs “	304,014	377,671	623,741	1,381,073	1,394,455	9,50,150	10,76,394	16,41,023	29,77,992	38,62,433
Hosiery “	122,336	173,037	270,509	370,068	359,734	8,67,784	10,81,960	13,28,610	21,07,708	18,47,398
Piece goods Yards	3,363,973	7,553,505	11,871,015	14,575,556	15,425,021	96,95,353	1,77,51,994	2,60,74,735	2,92,16,758	2,77,44,406
Shawls No.	110,582	211,765	419,857	570,216	979,491	3,82,579	11,54,783	24,50,134	28,50,491	36,98,121
Other sorts Lbs.	210,696	191,594	211,998	186,556	225,768	2,79,485	3,98,668	3,33,511	3,10,523	3,27,462
Total Woollen manufactures (including yarn and knitting wool) Value	—	—	—	—	—	1,51,56,436	2,44,09,761	3,56,47,709	4,23,60,776	4,14,38,132
Artificial silk—										
Artificial silk yarn Lbs.	224,916	406,042	1,170,989	2,670,990	5,776,097	13,40,313	19,55,453	42,39,979	74,71,820	1,02,64,044
Piece goods of Cotton and artificial silk Yards	1,544,601	8,554,918	17,020,392	15,362,002	41,973,274	19,72,692	1,04,08,376	1,76,23,470	1,37,62,602	3,03,74,367
Other sorts (c) Value	—	—	—	—	—	—	—	9,31,984	6,20,589	10,34,631
Total of Artificial Silk	—	—	—	—	—	33,13,010	1,29,64,329	2,27,95,433	2,18,74,911	4,21,73,042
Other Textiles—										
Raw Cwts.	5	145,140	14	125	..	28	4,86,067	585
Manufactured Value	—	—	—	—	—	52,196	1,86,628	47,424	52,081	68,240
TOTAL TEXTILE RAW MATERIALS	—	—	—	—	—	3,52,50,377	4,21,15,746	6,33,23,193	5,18,10,813	6,59,51,596
TOTAL YARNS AND TEXTILE FABRIC	—	—	—	—	—	76,58,55,060	76,09,33,293	93,64,71,451	76,85,11,069	78,75,58,898

(a) Separately recorded from 1924-25.

No. 10—continued

TOTAL IMPORTS of ARTICLES of BRITISH and FOREIGN MERCHANDISE—continued

ARTICLES	QUANTITY					VALUE				
	1922-23	1923-24	1924-25	1925-26	1926-27	1922-23	1923-24	1924-25	1925-26	1926-27
Tobacco—						₹	₹	₹	₹	₹
Unmanufactured . Lbs.	1,223,364	4,557,007	7,081,831	4,906,909	5,708,449	16,88,198	48,48,751	55,78,162	33,70,782	41,48,045
Manufactured—										
Cigars	24,673	27,206	32,930	39,727	33,002	1,94,577	1,77,751	1,75,859	2,05,277	1,66,769
Cigarettes*	4,087,286	3,453,118	2,743,046	3,411,075	4,174,711	1,85,33,736	1,56,75,913	1,21,83,423	1,58,21,721	1,94,61,148
Tobacco for pipes and cigarettes	309,791	279,244	281,940	276,050	256,570	19,84,008	17,65,675	17,22,216	17,02,987	16,37,597
Other sorts	32,227	33,056	26,062	36,339	37,422	1,66,498	1,50,405	1,25,733	1,65,626	1,97,110
Total Tobacco	5,682,341	8,354,631	10,170,809	8,671,491	10,205,154	2,25,67,007	2,26,18,495	1,97,88,593	2,13,35,543	2,56,10,669
Toilet requisites (not specified elsewhere) . Value	—	—	—	—	—	41,70,202	48,94,289	45,11,419	49,56,866	57,02,163
Toys and requisites for games and sports, including fishing tackle—										
Toys	—	—	—	—	—	35,19,534	39,31,865	39,62,421	34,75,687	37,59,423
Requisites for games and sports (excluding firearms, etc.)—										
Playing cards	—	—	—	—	—	9,25,919	12,65,667	9,95,367	10,11,005	14,10,515
Other sorts	—	—	—	—	—	8,90,680	10,40,992	9,48,281	9,40,386	10,41,235
Total Toys and requisites for games and sports including fishing tackle	—	—	—	—	—	53,36,133	62,37,644	59,06,069	54,27,078	62,11,178
Umbrellas and Umbrella fittings—										
Umbrellas, complete, including parasols and sunshades No.	475,110	319,759	255,552	330,520	2 269,565	11,20,913	9,67,346	7,93,265	9,69,729	7,64,157
Umbrella fittings Value	—	—	—	—	—	32,28,012	46,31,244	40,34,201	41,40,234	44,93,012
Total Umbrellas and Umbrella fittings	—	—	—	—	—	43,48,925	55,98,590	48,27,466	51,09,963	52,57,169
Vehicles, excluding locomotives, etc., for railways—										
Carriages and carts not mechanically propelled and parts thereof (excluding railway carriages, trucks, etc.)—										
Carriages and carts not mechanically propelled (excluding railway carriages, trucks, etc.) No.	3,811	4,436	6,715	3,838	5,437	13,32,419	9,71,727	13,03,028	7,56,251	9,14,419
Parts of carriages and carts (excluding rubber tyres) Value	—	—	—	—	—	14,61,211	9,78,048	12,30,927	6,05,355	7,30,239
Perambulators and children's go-carts No.	3,350	5,382	6,423	6,302	7,662	1,69,426	2,13,512	2,17,236	2,08,189	2,45,075
Parts of perambulators and children's go-carts Value	—	—	—	—	—	5,771	4,592	4,486	6,736	9,114
Total carriages and carts not mechanically propelled and parts thereof, etc.	—	—	—	—	—	30,18,827	21,67,879	27,55,677	15,76,581	19,48,847
Cycles (other than motor cycles) and parts thereof and accessories—										
Cycles imported entire or in sections No.	22,940	44,884	62,003	96,649	115,523	19,65,643	32,87,651	41,65,994	53,33,751	60,42,179
Parts of cycles and accessories (excluding rubber tyres) Value	—	—	—	—	—	19,76,273	26,74,076	35,57,935	47,36,542	46,65,175
Total value of Cycles (other than motor cycles) and parts thereof and accessories	—	—	—	—	—	39,41,916	59,61,727	77,23,927	1,01,25,293	1,07,07,345

* Inclusive of Imports by postal packets referred to Collectors of Customs for assessment.

ABSTRACT TABLES

(52)

IMPORTS

No. 10—concluded

TOTAL IMPORTS of ARTICLES of BRITISH and FOREIGN MERCHANDISE—concluded.

ARTICLES	QUANTITY					VALUE				
	1922-23	1923-24	1924-25	1925-26	1926-27	1922-23	1923-24	1924-25	1925-26	1926-27
Vehicles, excluding locomotives, etc., for railways—concluded						R	R	R	R	R
Mechanically propelled vehicles (excluding railway locomotives and tractors)—										
Aircraft No.	2	..	1	..	2	7,986	..	22,115	..	6,330
Parts of aircraft Value	—	—	—	—	—	982	3,269	3,23,002	17,950	14,926
Motor cars (including taxi cabs) No.	4,323	7,984	9,880	12,757	13,197	1,38,39,979	2,04,63,300	2,19,88,921	2,82,25,724	2,94,17,618
Motor cycles (including scooters) "	866	1,182	1,456	1,629	1,803	8,65,112	9,25,127	9,65,878	9,86,349	10,46,683
Motor omnibuses; motor vans and motor lorries—										
Imported with bodies (e) "	480	1,044	2,162	626	998	21,76,574	25,01,411	33,72,368	15,07,290	23,55,513
Chassis (c) "	—	—	—	4,214	5,345	—	—	—	73,15,392	98,42,643
Tram cars "	4	10,888
Parts of mechanically propelled vehicles and accessories other than of aircraft (excluding rubber tyres) Value	—	—	—	—	—	46,70,422	42,33,222	53,17,208	68,14,793	84,53,602
Total Mechanically propelled vehicles, etc. "	—	—	—	—	—	2,15,71,943	2,81,26,329	3,24,87,482	4,48,67,498	5,09,39,515
Ships, parts of "	—	—	—	—	—	57,23,815	71,53,543	12,23,386	9,19,934	8,97,441
Total Vehicles (excluding locomotives, etc., for railways) "	—	—	—	—	—	3,42,56,501	4,34,09,478	4,41,90,972	5,74,89,206	6,39,93,148
Wax of all kinds, other than paraffin wax (excluding candles) Cwts.	3,176	1,585	5,116	3,720	5,577	1,96,317	99,819	1,93,060	1,23,777	1,88,704
Wood and Timber—										
Deal and pine wood Cubic Tons	8,043	4,543	9,429	13,190	14,206	9,52,234	6,01,495	7,99,521	14,04,794	15,11,386
Ebony (b) Value	—	—	—	—	—	1,928	2,597	—	—	—
Jarrah wood (a) Cubic Tons	385	498	..	1,119	1,199	39,372	48,252	..	1,41,967	1,42,633
Teak wood " "	17,023	14,900	11,540	7,951	7,344	20,85,060	22,04,374	14,28,408	11,47,708	11,56,727
Firewood Tons	721	466	622	829	613	10,499	7,649	9,728	12,455	9,364
Sandal wood "	565	595	533	453	1,224	2,22,623	2,63,446	2,57,809	2,56,236	2,35,722
Other timber! Cubic Tons	10,695	8,261	21,362	—	—	9,08,323	6,80,406	15,30,057	—	—
Other kinds of Ornamental wood Value	—	—	—	—	—	98,220	61,356	57,505	—	—
Other kinds of wood, and timber (d) "	—	—	—	—	—	—	—	—	22,31,017	28,84,615
Manufactures of wood, other than furniture and cabinet-ware "	—	—	—	—	—	9,30,905	26,69,723	17,90,668	13,70,340	15,08,368
Total Wood and Timber "	—	—	—	—	—	58,49,169	65,39,303	58,73,714	65,64,667	73,99,310
Postal Articles not specified* "	—	—	—	—	—	3,47,22,450	3,44,19,293	3,28,33,900	3,48,73,820	3,72,04,496
All other articles of merchandise—										
Unmanufactured! "	—	—	—	—	—	2,60,073	3,53,648	2,71,301	4,77,415	4,28,490
Manufactured "	—	—	—	—	—	35,51,009	35,76,053	46,03,489	39,58,900	32,11,467
GRAND TOTAL "	—	—	—	—	—	232,70,76,893	227,61,21,832	245,62,53,631	226,17,77,961	231,31,51,911

* The following classes of imports by post, including letter packets (registered and ordinary post) referred to Collectors of Customs for assessment, are included with their appropriate heads and sub-heads in the import returns: (a) Jewellery, (b) Precious stones, (c) Gold and Silver thread, (d) Cigarettes and (e) Cinematograph films.
 † Subdivided into "Imported with bodies" and "Imported with chassis" from 1925-26, as below.
 (a) Sleepers of jarrah and other wood are included in "Sleepers of wood" under "Railway plant and rolling-stock."
 (b) Included in "Wood ornamental—other kinds" from 1924-25.
 (c) Separately recorded from 1925-26.
 (d) Separately recorded from 1925-26, also includes "other timber".

TOTAL IMPORTS of GOVERNMENT STORES.*

ARTICLES	QUANTITY					VALUE				
	1922-23	1923-24	1924-25	1925-26	1926-27	1922-23	1923-24	1924-25	1925-26	1926-27
GOVERNMENT STORES*						R	R	R	R	R
Apparel (including drapery, uniforms, accoutrements, but excluding hosiery and boots and shoes) value	—	—	—	—	—	15,46,289	16,75,604	13,06,890	20,00,645	23,00,491
Arms, Ammunition and Military stores— Firearms, and parts thereof "	—	—	—	—	—	44,48,385	10,36,678	5,51,417	4,44,696	12,14,945
Other sorts "	—	—	—	—	—	22,15,812	17,75,334	18,75,601	24,12,518	11,55,956
Total Arms, Ammunition and Military stores "	—	—	—	—	—	66,64,177	28,12,012	24,27,018	28,57,214	23,70,901
Books printed, and printed matter (not being stationery), including maps and charts "	—	—	—	—	—	3,31,733	1,32,731	1,42,762	1,30,306	1,73,792
Boots and Shoes Pairs	12	4	2,085	2,509	6	200	67	20,752	7,010	60
Building and Engineering materials, other than iron, steel, or wood— Bricks and tiles— Firebricks No.	4,008	169,706	8,249	4,309	59,276	603	56,086	1,323	1,593	14,940
Other bricks "	11,759	..	22,762	4,032	6,189	13,405	..	9,111	4,432	10,291
Tiles "	37,516	71,820	2,000	65,971	84,630	8,021	14,973	375	83,249	16,199
Cement Tons	2,805	11,685	3,608	23,914	5,380	1,32,748	3,66,033	169,681	1,75,299	2,03,109
Other sorts value	—	—	—	—	—	67,614	88,488	61,509	51,005	3,37,631
Total Building and Engineering materials "	—	—	—	—	—	2,72,391	5,21,180	2,41,649	3,21,178	5,72,170
Chemicals "	—	—	—	—	—	10,40,076	6,87,503	5,01,396	7,58,804	8,45,462
Coal and Coke TONS	325,507	2,529	6,732	3,618	50	1,11,88,966	90,571	1,83,763	90,071	2,444
Drugs, Medicines, and Narcotics— Drugs— Cinchona bark Lbs.	857,619	731,732	206,959	354,857	204,685	11,17,979	6,30,490	1,26,402	1,88,995	75,574
Quinine salts— Quinine sulphate or bisulphate "	48,490	44,090	965	87	3	19,90,598	11,46,911	4,642	458	62
Quinine hydrochloride or dihydrochloride "	84	62	502	1,059	67	2,558	2,561	20,973	26,770	3,551
Others "	17	..	16	489	1	1,080	..	616	4,967	27
Other sorts value	—	—	—	—	—	2,43,412	4,17,766	1,57,757	1,93,493	1,44,134
Medicines and narcotics "	—	—	—	—	—	1,04,250	1,13,232	2,06,734	1,88,111	2,09,188
Total Drugs, Medicines, and Narcotics "	—	—	—	—	—	34,59,877	23,11,010	5,17,174	5,52,799	4,32,486
Earthenware and Porcelain— Earthenware (including pipes) "	—	—	—	—	—	1,89,535	83,710	24,374	40,855	35,923
Porcelain— Electrical "	—	—	—	—	—	1,761	2,907	6,329	71,685	9,789
Other kinds "	—	—	—	—	—	53,190	35,385	24,172	7,659	20,369
Total Earthenware and Porcelain (excluding pipes of earthenware) "	—	—	—	—	—	2,44,486	1,22,002	54,876	1,20,199	66,081
Glass and Glassware— Bottles and phials Gross	38,341	3,720	1,876	3,879	2,638	1,42,716	96,954	62,943	62,920	87,216
Other glassware value	—	—	—	—	—	5,28,037	3,43,423	3,65,935	3,52,477	3,97,790
Total Glass and Glassware "	—	—	—	—	—	6,71,353	4,40,377	4,28,878	4,15,397	4,85,006
Hardware and Cutlery, including agricultural implements and plated ware "	—	—	—	—	—	74,55,873	52,20,748	23,55,862	23,39,236	29,84,249
Instruments, Apparatus, and Appliances, and parts thereof— Musical "	—	—	—	—	—	45,312	71,099	37,791	43,345	52,418
Photographic "	—	—	—	—	—	1,135	21,711	63,162	1,09,048	1,29,861
Other kinds "	—	—	—	—	—	67,46,671	50,17,194	32,05,956	42,57,911	44,68,592
Total Instruments, Apparatus, and Appliances and parts thereof "	—	—	—	—	—	67,93,118	51,10,004	33,08,911	44,10,304	46,50,849
Leather— Unwrought Cwts.	144	58	52	97	107	72,821	10,968	13,978	54,020	33,915
Manufactures— Saddlery and harness value	—	—	—	—	—	2,27,651	14,01,696	689	11,653	14,382
Other sorts (excluding boots and shoes) "	—	—	—	—	—	2,44,865	2,70,076	81,580	71,506	89,052
Total Leather "	—	—	—	—	—	6,45,337	16,82,939	1,01,547	1,37,179	1,37,347

* Articles imported by Government are subject to duty from 1924-25.

ABSTRACT TABLES

IMPORTS

(GOVERNMENT STORES)

No. 10-A—continued

TOTAL IMPORTS of GOVERNMENT STORES—continued

ARTICLES	QUANTITY					VALUE				
	1922-23	1923-24	1924-25	1925-26	1926-27	1922-23	1923-24	1924-25	1925-26	1926-27
GOVERNMENT STORES— <i>continued.</i>						B	B	B	B	B
Liquors—										
Ale, beer and porter . . . Gals.	1,000	2,424
Spirit "	519	688	839	1,500	478	4,088	7,864	15,798	12,785	7,978
Wines "	2	324	6,000	..	24	44	848	1,822	..	240
Total Liquors "	1,521	962	6,839	1,500	497	6,534	8,707	17,615	12,785	8,218
Machinery and Millwork—										
Steam-engines and parts (other than locomotives) value	—	—	—	—	—	12,04,042	21,93,287	6,81,617	6,14,210	4,80,644
Other sorts of machinery "	—	—	—	—	—	1,92,48,070	78,81,065	83,02,275	*1,05,15,255	1,15,83,299
Total Machinery and Millwork "	—	—	—	—	—	2,04,50,112	1,00,24,332	89,83,892	1,11,29,465	1,20,18,943
Metals and Ores—										
Brass, Bronze, and simi- lar alloys and manufac- tures thereof, wrought Cwts.	559	2,916	1,978	1,336	1,516	58,985	1,77,402	1,25,424	1,04,261	91,090
Copper—										
Unwrought "	845	324	7,105	16,807	28,700	52,176	16,141	3,38,538	7,87,768	12,98,784
Wrought "	10,180	5,720	2,169	5,428	17,088	7,61,327	4,10,619	1,42,620	3,70,116	9,04,279
Total Copper "	10,975	6,044	9,274	21,735	45,788	8,13,503	4,25,760	4,81,158	11,57,884	21,03,013
Iron—										
Pig Tons	1,842	4,003	3	4,487	307	1,85,716	3,48,683	148	3,81,627	86,128
Manufactures—										
Angle and tee, and built and rod "	138	115	290	180	157	55,280	38,586	1,04,659	56,811	58,285
Bars and channels . . . "	305	1,269	423	676	622	57,352	2,81,503	1,01,024	1,74,488	2,11,430
Total Iron "	2,285	5,387	716	5,243	1,086	2,98,348	6,68,772	2,05,831	5,82,926	3,05,833
Steel—										
Bars and channels "	2,942	4,390	836	956	2,100	5,17,766	8,15,754	1,46,230	1,44,914	2,69,109
Cast "	234	27	74	140	523	1,65,119	35,802	98,466	1,33,635	2,24,243
Total Steel "	3,176	4,417	910	1,096	2,623	6,82,885	8,51,616	2,44,746	2,78,549	4,93,352
Iron or Steel—										
⊠ Anchors and cables . . . "	223	8	60	47	334	1,14,725	6,823	50,427	20,369	1,79,182
Hoops and strips . . . "	556	18	92	89	78	1,84,557	4,973	28,337	8,858	17,471
Nails, screws, rivets, and washers "	308	298	128	367	351	1,40,919	1,08,665	55,570	1,52,650	1,28,805
Rails and fishplates* of steel or iron "	—	—	—	17,966	1,779	—	—	—	21,45,337	2,49,128
Sheets and plates (in- cluding galvanized and tinned plates) "	6,766	3,424	3,670	3,289	4,009	18,84,719	8,00,569	8,94,541	7,92,598	9,14,949
Wire "	1,116	806	1,514	1,869	1,981	4,48,025	2,53,672	3,78,038	3,53,277	3,45,612
Other manufactures of iron or steel "	10,302	7,557	12,824	26,248	14,896	45,58,854	18,43,049	24,46,349	59,07,309	38,36,876
Total Iron or Steel "	19,269	12,111	18,288	49,805	23,428	68,31,799	30,17,751	48,53,312	93,80,398	56,72,023
Lead—										
Pig Cwts.	998	606	241	10	3,950	20,891	13,495	5,152	245	82,369
Wrought—										
Sheets, pipes and tubes "	1,049	52	915	1,702	1,687	27,317	7,280	25,052	1,60,706	79,210
Other sorts "	11	104	3	27	124	504	3,528	188	774	3,554
Total Lead "	2,058	762	1,159	1,739	5,761	48,712	24,303	30,342	1,61,725	1,65,133
Tin—										
Unwrought (blocks, ingots, bars, and slabs) "	2,754	3,055	3,341	5,199	1,757	6,10,948	5,87,292	5,97,569	9,45,467	3,41,715
Wrought (including plates or sheets, not being tinned iron) "	589	1,177	226	20	160	26,354	39,681	4,859	544	22,470
Total Tin "	3,343	4,232	3,567	5,219	1,917	6,37,302	6,26,973	6,02,428	9,46,011	3,64,185
Zinc or spelter, wrought or manufactured "	6,587	5,680	7,804	18,058	34,222	1,72,996	1,65,738	2,00,657	5,91,055	8,64,525
Metals and ores, un- enumerated "	2,261	1,764	1,118	781	1,502	1,03,669	81,889	88,678	87,399	1,02,449
TOTAL METALS AND ORES, TONS	26,019	22,984	21,159	58,587	31,670	96,48,199	60,89,704	68,82,566	1,21,51,093	7,02,54,608

* Shown under " Railway plant and rolling Stock " prior to 1925-26.

No. 10-A—concluded
TOTAL IMPORTS of GOVERNMENT STORES—concluded

ARTICLES	QUANTITY					VALUE				
	1922-23	1923-24	1924-25	1925-26	1926-27	1922-23	1923-24	1924-25	1925-26	1926-27
GOVERNMENT STORES—concluded						R	R	R	R	R
Paper and Pasteboard—										
Paper—										
Printing paper . . . Cwts.	5,336	15,292	6,545	25,163	11,256	1,01,854	4,16,261	1,83,867	4,89,909	3,76,004
Writing paper and envelopes	—	10,384	1,544	7,339	8,468	5,02,469	3,87,261	91,729	2,89,546	4,75,811
Other kinds of paper . . . "	3,655	11,580	14,092	23,069	17,446	2,07,327	7,23,153	5,81,183	7,83,316	5,10,701
Pasteboard, millboard, and cardboard of all kinds . . . "	1,944	12,309	9,581	18,613	19,632	53,309	2,25,231	89,298	3,15,804	3,10,552
Total Paper and Pasteboard value						9,54,859	17,61,906	8,96,032	18,28,575	16,73,164
Printing and Litho-graphing materials (excluding paper)										
Railway plant and Rolling-stock—										
Carriages and parts thereof	—	—	—	—	—	1,81,07,225	1,22,20,224	67,23,083	1,02,52,448	1,80,95,986
Wagons and parts thereof	—	—	—	—	—	—	—	—	1,13,66,375	26,60,255
Locomotive engines and tenders and parts thereof	—	—	—	—	—	1,08,87,892	85,18,526	51,91,014	53,95,425	28,84,656
Materials for construction—										
Rails and fishplates of steel or iron, i.e., rails 30 lbs. and over per yard and fish plates thereof (c) . . . Tons	15,187	3,064	1,245	—	—	22,67,635	5,16,770	48,504	—	—
Sleepers and keys of steel or iron . . . "	484	2,332	136	13,022	8,950	2,12,358	4,52,905	17,786	19,74,662	11,59,592
Sleepers of wood . . . "	250	—	—	5,467	3,889	21,465	—	—	10,88,276	5,71,089
Other sorts . . . "	2,124	11,048	8,451	5,702	10,673	5,76,266	10,96,702	9,74,641	14,07,787	29,55,337
Total Railway plant and Rolling-stock . . . value						2,70,22,841	2,28,00,127	1,29,55,023	3,14,94,968	2,83,26,865
Stationery (excluding paper)										
Telegraphs, materials for construction of . . . "										
Textiles—										
Cotton—										
Twist and yarn (a) . . . Lbs.	300	—	—	—	—	858	—	—	—	—
Manufactures—										
Hosiery . . . value	—	—	—	—	—	—	—	16,759	5,739	—
Piece goods—										
Grey (unbleached) . . . Yards	4,640	400	20,200	4,330	76,536	2,289	399	4,051	1,220	14,941
White (bleached) . . . "	324,133	525,698	1,124,751	5,41,899	80,980	1,79,496	3,76,127	7,46,886	3,60,234	35,249
Coloured, printed, or dyed . . . "	3,199,800	533,296	614,807	1,578,770	2,164,425	16,52,604	5,04,299	4,48,336	7,46,925	8,15,837
Other sorts of manufactures (including handkerchiefs and shawls in the piece) . . . value	—	—	—	—	—	17,84,319	23,36,445	8,17,748	7,75,226	9,14,237
Total Cotton goods, including Twist and Yarn . . . "						36,19,061	32,19,270	20,29,255	18,89,335	17,75,314
Flax—										
Twist and yarn (b) . . . Lbs.	30	245	—	—	—	60	667	—	—	—
Manufactures—										
Canvas . . . Yards	194,001	184,585	78,120	2,94,760	538,148	4,16,412	3,39,811	1,18,314	4,16,308	7,85,806
Piece goods . . . "	64,690	115,473	142,338	91,945	80,029	66,248	95,050	1,59,314	1,33,631	51,419
Other sorts (including bags and sacks) . . . value	—	—	—	—	—	2,48,608	1,98,173	4,20,124	1,89,119	88,175
Total Flax, including Twist and Yarn . . . "						7,28,318	6,38,701	6,97,752	7,29,058	9,25,400
Wool—										
Manufactures—										
Hosiery . . . Lbs.	635	262	—	—	16,172	1,348	3,334	—	—	73,534
Piece goods . . . Yards	353,553	394,920	1,086,641	8,76,105	1,091,348	9,05,880	13,03,858	23,35,021	51,63,411	28,60,702
Other sorts . . . Lbs.	32,056	637,371	19,004	40,183	42,342	75,444	18,48,650	25,522	75,082	79,224
Total Woollen manufactures value						9,82,667	31,50,327	29,10,543	32,38,473	30,13,460
Vehicles, excluding locomotives, etc., for railways—										
Carriages and carts (excluding railway carriages) and parts thereof . . . value	—	—	—	—	—	1,12,07,005	72,92,453	44,20,335	26,44,936	37,097
Ships, parts of (including Launches and Boats) . . . "	—	—	—	—	—	20,64,610	74,381	23,262	1,38,978	3,56,627
Other kinds . . . "	—	—	—	—	—	—	7,42,188	50,46,188	48,12,431	84,13,795
Total Vehicles (excluding locomotives, etc., for railways) . . . "						1,32,71,615	81,09,022	95,18,835	76,96,395	88,07,519
All other articles—										
Unmanufactured . . . "	—	—	—	—	—	31,80,853	42,58,974	36,43,414	54,22,650	64,32,332
Manufactured . . . "	—	—	—	—	—	51,73,023	67,31,921	30,85,532	30,35,307	40,82,062
GRAND TOTAL						18,48,47,216	9,57,18,889	6,73,82,777	9,92,34,634	9,59,76,127

*Subdivided into "Carriages and parts thereof" and "Wagons and parts thereof" from 1925-26.

(a) Included in "Cotton—other sorts of manufactures" from 1924-25.

(b) Included in "Flax—other sorts" from 1924-25.

(c) Shown under "Iron or Steel" from 1925-26.

† Quantity shown from 1923-24.

ABSTRACT TABLES
EXPORTS

(56)

No. 11

TOTAL EXPORTS of ARTICLES of INDIAN MERCHANDISE

ARTICLES	QUANTITY					VALUE				
	1922-23	1923-24	1924-25	1925-26	1926-27	1922-23	1923-24	1924-25	1925-26	1926-27
Animals, living—										
Cattle Number	13,675	12,597	10,195	11,465	14,505	8,23,912	8,78,804	8,37,480	9,17,086	12,33,549
Horses "	57	47	43	36	21	1,10,785	55,510	75,910	52,050	36,280
Sheep and goats "	73,845	82,614	119,633	136,555	136,924	11,25,513	13,02,741	18,22,074	22,13,437	22,26,517
Other kinds "	103,935	131,384	147,518	173,239	242,079	2,63,334	3,32,769	4,05,913	2,79,486	3,35,949
Total Animals, living. "	191,512	226,642	277,389	321,345	395,529	23,23,544	26,59,844	31,41,977	34,62,059	38,32,295
Apparel (including drapery, uniforms, accoutrements, but excluding hosiery and boots and shoes) Value	—	—	—	—	—	31,27,240	24,82,949	29,45,444	23,89,987	22,30,479
Arms, ammunition, and military stores "	—	—	—	—	—	3,532	10,961	325	500	1,165
Art, works of "	—	—	—	—	—	75,200	2,07,174	1,28,404	1,34,325	2,10,338
Basket and Basket-ware (a) "	—	—	—	—	—	5,639	3,852	—	—	—
Books printed, and printed matter (not being stationery) including maps and charts Cwts.	5,509	5,904	6,840	7,225	7,654	6,25,077	7,46,761	8,10,669	8,75,198	8,68,784
Boots and shoes Pairs	193,177	198,780	206,413	168,493	178,190	6,25,693	5,11,545	4,62,723	3,62,313	3,23,300
Bristles Cwts.	2,651	3,093	3,859	3,508	3,344	14,05,515	20,06,332	24,56,483	19,33,123	13,56,117
Building and Engineering materials, other than of iron, steel, or wood—										
Bricks Number	16,471	184,878	430,970	90,785	151,610	2,030	13,875	28,011	8,864	13,655
Chalk and lime Cwts.	14,421	17,355	46,739	39,114	47,238	25,566	28,032	30,270	50,313	62,317
Pipes of earthenware (b) "	181	—	—	—	—	618	—	—	—	—
Tiles Number	4,938,957	6,256,705	3,522,555	8,111,063	8,730,415	2,62,458	2,09,725	1,73,289	4,13,176	4,50,436
Other kinds Cwts.	166,013	159,329	207,101	268,320	190,593	9,63,116	9,73,546	12,63,073	16,25,684	10,81,765
Total Building and Engineering materials, other than of iron, steel, or wood. Value	—	—	—	—	—	12,53,788	13,15,178	15,49,643	21,03,537	16,13,673
Candles of all kinds Lbs.	5,085,547	5,193,868	3,999,636	5,443,513	2,996,667	14,84,023	15,15,130	11,59,233	15,85,700	8,81,451
Canes and rattans Cwts.	1,302	2,083	2,722	1,201	409	35,335	42,661	37,175	50,131	19,330
Casein "	13,907	7,800	10,965	14,846	12,108	5,12,509	3,03,399	2,92,296	4,02,488	4,63,527
Chemicals and chemical preparations (excluding chemical manures and medicines)—										
Alum (c) "	12	19	—	—	—	300	334	—	—	—
Arsenic (c) "	152	103	—	—	—	6,610	4,247	—	—	—
Potassium compounds— Saltpetre "	211,937	156,221	163,253	133,025	98,309	36,37,786	26,87,079	27,17,737	20,27,646	12,11,696
Other sorts "	10	1	1,110	120
Soda compounds— Borax "	3,195	4,393	3,713	2,266	1,782	1,21,727	1,74,304	1,00,286	49,063	44,205
Other sorts "	1,286	368	237	324	272	17,882	7,975	5,367	10,132	7,805
Other sorts of chemicals Value	—	—	—	—	—	1,39,734	1,26,005	3,31,333	5,04,311	4,23,335
Total Chemicals "	—	—	—	—	—	39,75,149	30,00,064	31,54,725	25,01,157	16,87,091

(*) Included in "All other articles, manufactured" from 1924-25.
(b) Shown under "Earthenware and Porcelain" from 1923-24.
(c) Included in "Other sorts of chemicals" from 1924-25.

No. 11—continued

TOTAL EXPORTS of ARTICLES of INDIAN MERCHANDISE—continued

ARTICLES	QUANTITY					VALUE				
	1922-23	1923-24	1924-25	1925-26	1926-27	1922-23	1923-24	1924-25	1925-26	1926-27
Coal and coke—						₹	₹	₹	₹	₹
Coal Tons	97,824	132,517	228,127	240,245	648,323	14,78,200	23,29,816	37,15,605	34,59,241	30,91,664
Coke "	568	81	1,173	717	1,698	33,510	1,025	35,056	20,604	41,806
Total Coal and Coke "	98,392	132,598	229,300	240,962	645,020	15,06,710	22,30,841	37,50,751	34,79,845	31,33,269
Coffee Cwts.	189,134	218,276	242,170	205,346	149,775	1,22,60,862	1,57,45,902	2,08,95,108	1,85,25,769	1,32,62,158
Coff—										
Unmanufactured Tons	490	386	368	404	290	1,17,813	93,882	91,642	1,10,312	78,036
Manufactured (excluding rope) "	33,116	31,465	36,540	29,830	27,869	1,09,26,748	1,02,19,597	1,21,53,899	1,07,16,450	99,07,328
Coral Lbs.	412	3,300
Cordage and rope of vegetable fibre (excluding jute and cotton) Cwts.	50,223	56,983	55,578	59,103	64,198	11,93,801	15,12,273	15,30,414	16,91,870	18,44,472
Drugs and Medicines (excluding chemicals and narcotics)—										
Aloe (a) Cwts.	39	71	2,210	2,137
Asafetida "	50	18	9	54	65	4,258	2,089	1,783	2,953	4,219
Camphor Lbs.	1,709	424	1,332	16	..	5,349	1,164	1,425	80	..
Cinchona bark "	16,090	208,097	559,592	486,167	30,661	8,286	1,14,816	2,92,712	2,45,398	43,460
Galangal Cwts.	436	575	188	519	536	11,085	12,850	5,157	12,663	11,915
Nux vomica (Strychnia) "	33,068	37,037	30,258	44,079	54,847	5,58,749	4,10,293	2,27,636	2,06,091	3,48,653
Quinine salts Lbs.	32	450
Senna Cwts.	32,771	31,344	47,544	44,995	49,117	7,02,679	7,27,031	10,74,678	3,98,052	3,08,547
Other sorts of drugs and medicines Value	9,66,741	16,27,244	19,83,384	22,27,111	24,63,426
Total Drugs and Medicines "	22,89,352	38,97,624	35,87,425	36,77,347	37,10,230
Dyeing and Tanning substances—										
Barks for Tanning Cwts.	3,273	2,973	5,878	6,171	10,101	15,989	16,406	35,709	36,436	1,09,831
Catch and gambler "	30,328	46,858	53,565	59,827	40,074	7,62,236	9,52,686	11,40,148	15,82,652	8,64,950
Indigo "	4,535	6,702	3,308	2,017	1,588	16,94,483	20,08,329	10,92,436	5,59,208	4,23,974
Myrobalans "	1,440,759	1,324,751	1,339,359	1,042,557	1,377,633	74,00,512	72,62,422	79,35,561	73,72,222	81,54,302
Myrobalan extracts "	60,888	62,344	42,619	30,567	38,156	8,34,069	8,40,781	5,35,454	3,89,422	4,83,347
Safflower "	1,385	2,185	2,519	4,676	4,566	85,643	85,089	1,20,066	2,74,684	1,46,363
Turmeric "	42,130	50,083	71,091	108,672	69,544	9,84,134	15,64,349	23,07,104	27,23,671	12,95,615
Other sorts "	19,529	21,227	23,700	18,664	17,231	2,36,031	4,48,985	3,94,942	3,72,590	2,93,925
Total Dyeing and Tanning substances "	1,611,832	1,517,128	1,542,089	1,273,151	1,358,893	1,19,68,097	1,31,73,997	1,35,72,420	1,33,10,884	1,17,72,316
Earthenware and Porcelain (including pipes of earthenware) Value	73,847	64,125	63,316	89,812	80,015
Feathers Lbs.	7,840	18,290	29,930	37,960	33,032	3,500	5,997	19,983	10,795	7,865
Fibre for brushes and brooms Tons	4,128	5,677	5,713	5,436	6,453	10,96,657	23,72,950	26,27,564	22,20,463	25,84,307
Fireworks Value	412	214
Fish (excluding canned fish)—										
Fish, dry, unsalted Cwts.	71,894	89,111	97,422	104,036	86,037	12,23,598	16,65,673	20,62,981	22,96,090	17,64,285
" " salted "	119,089	127,060	140,559	147,165	161,594	23,56,429	28,78,683	30,45,709	35,16,483	40,57,679
Fishmaws and sharkfins "	10,235	10,026	11,934	10,841	10,714	17,56,303	16,91,901	21,15,837	17,44,501	16,59,034
Fish, wet, salted (ngapi) "	5,496	2,646	728	10,611	6,737	88,997	52,716	7,888	35,510	59,980
Total Fish "	206,714	228,843	250,643	272,703	265,132	54,25,327	62,88,973	72,32,465	76,43,584	75,87,978
Fodder, Bran, and Pollards (excluding oilcake)—										
Rice bran (b) Tons	200,580	222,364	263,976	228,961	223,881	1,14,06,751	1,17,20,127	1,45,08,034	1,17,64,968	95,54,691
Other sorts of Bran and pollards "	7,461	7,394	11,092	9,250	3,758	8,96,100	8,49,927	11,44,339	9,73,297	8,41,667
Other sorts of fodder "	2,479	3,907	4,135	1,718	4,818	2,32,718	2,75,920	2,34,413	1,19,324	2,28,305
Total Fodder, Bran, and Pollards "	210,520	234,665	279,203	239,929	232,457	1,26,25,569	1,28,45,974	1,58,86,891	1,28,57,589	1,06,24,663

(a) Shown under "Other sorts of Drugs and Medicines" from 1924-25:

(b) Discontinued from 1924-25 and included under "All other articles, manufactured."

EXPORTS

No. 11—continued

TOTAL EXPORTS of ARTICLES of INDIAN MERCHANDISE—continued

ARTICLES	QUANTITY					VALUE					
	1922-23	1923-24	1924-25	1925-26	1926-27	1922-23	1923-24	1924-25	1925-26	1926-27	
Fruits and Vegetables—						R	R	R	R	R	
FRESH FRUITS AND VEGETABLES—											
Fresh Fruits—											
Coconuts Number	466,171	299,069	379,227	144,174	148,771	37,404	27,669	51,279	11,990	13,026	
Other sorts Value	—	—	—	—	—	1,55,234	1,42,834	1,43,560	2,20,913	1,67,347	
Fresh vegetables of all kinds—											
Onions Cwts.	704,090	667,732	709,041	769,347	776,322	30,85,666	34,43,225	36,00,859	36,16,502	46,12,151	
Other sorts Value	—	—	—	—	—	7,48,415	9,01,335	8,92,023	10,02,375	9,58,888	
Fruits and vegetables: dried, salted, or preserved	Tons	9,940	11,798	8,570	11,171	10,750	22,85,100	26,63,434	24,77,971	34,94,273	32,37,145
Total Fruits and Vegetables Value	—	—	—	—	—	63,11,819	71,78,497	71,05,692	83,46,053	89,88,557	
Furniture and Cabinet-ware	—	—	—	—	—	6,32,713	5,54,636	5,05,664	3,99,930	4,47,266	
Glass and Glassware	—	—	—	—	—	2,71,796	184,694	1,79,576	1,32,728	1,32,858	
Glue (a)	Cwts.	10	4	—	—	150	572	—	—	—	
Grain, Pulse, and Flour—											
Barley Tons	15,621	163,704	449,458	42,396	4,631	19,12,923	1,76,89,755	5,19,34,613	56,23,026	2,65,141	
Jawar and bajra "	15,690	13,607	5,095	18,630	15,350	22,65,362	16,36,003	5,96,716	18,04,089	20,50,511	
Mais "	22,438	66,960	24,723	2,376	50	22,77,239	67,12,670	24,91,650	2,57,546	8,054	
Oats "	929	818	740	809	714	1,72,293	1,41,964	1,15,409	1,36,495	1,36,957	
Pulse—											
Beans "	58,937	79,875	42,691	30,642	29,923	54,89,435	58,23,612	35,51,776	34,71,517	27,68,466	
Gram "	21,957	71,308	142,495	30,615	13,932	32,15,559	79,71,685	1,65,89,741	44,53,387	24,28,460	
Lentils "	12,728	25,333	14,867	20,650	15,443	20,74,442	35,62,491	21,33,652	41,40,050	28,93,259	
Other sorts "	54,684	108,835	89,381	57,091	58,981	94,21,178	1,35,23,981	1,19,33,158	58,51,051	94,33,419	
Rice in the husk "	37,328	29,526	27,625	35,772	22,761	34,13,496	27,98,978	25,88,241	36,66,654	23,75,508	
" not in the husk "	2,087,939	2,176,785	2,272,770	2,548,664	2,034,545	34,69,98,178	34,61,73,680	36,97,12,441	39,60,53,711	32,95,91,679	
" flour and ground rice "	72	83	267	166	90	12,731	12,702	37,350	30,549	18,803	
Wheat "	220,194	638,252	1,111,691	211,637	175,949	3,44,02,127	9,11,30,923	17,19,49,952	3,60,24,737	2,71,07,422	
" flour "	50,055	57,295	78,069	67,162	58,940	1,30,11,262	1,14,20,769	1,68,76,601	1,56,20,347	1,32,37,521	
Other sorts "	452	345	463	1,191	832	97,948	65,495	92,339	2,06,047	1,74,377	
Total Grain, Pulse, and Flour	2,598,174	3,428,766	4,280,335	3,062,801	2,429,201	42,47,63,223	50,37,14,693	65,06,03,639	48,03,39,206	39,24,89,596	
Gums and Resins—											
Arabic Cwts.	8,046	11,040	7,751	11,698	8,202	2,58,210	3,31,793	2,07,898	2,72,041	2,17,562	
Benjamin "	33	30	64	37	46	1,545	1,446	5,087	1,823	2,369	
Olibanum or frankincense "	193	55	254	392	201	4,267	630	6,990	40,307	6,141	
Resin "	34,556	26,408	10,711	22,527	20,909	4,57,955	4,27,549	1,21,064	2,81,125	3,41,700	
Other sorts "	12,035	20,733	17,294	28,300	21,617	3,59,005	5,05,634	4,65,745	3,07,965	3,59,447	
Total Gums and Resins	54,863	58,266	36,074	63,454	50,975	10,75,982	12,67,052	8,06,784	14,03,261	14,27,219	
Hardware and Cutlery, including platedware	Value	—	—	—	—	7,42,817	13,74,449	12,34,250	10,14,804	8,69,544	
Hides and Skins, raw—											
Hides, raw—											
Buffalo hides { Tons	3,644	5,283	4,298	4,395	5,154	21,05,305	41,76,478	35,06,924	35,40,991	35,66,517	
" { =Number	=299,370	=611,118	=535,641	=571,607	=625,957						
Cow " { Tons	19,902	22,290	24,310	23,236	22,242	1,93,38,236	2,40,62,050	2,88,54,037	2,77,13,549	2,17,06,612	
" { =Number	=4,812,358	=5,026,310	=5,616,079	=5,332,991	=5,278,878						
Calf skins { Tons	396	295	598	672	483	3,21,517	3,06,532	7,12,555	7,94,322	4,96,864	
" { =Number	=204,697	=127,304	=233,176	=335,375	=199,381						
Other hides { Tons	6	7	11	15	25	3,826	2,447	5,620	8,832	10,387	
" { =Number	=878	=1,005	=1,463	=2,230	=2,606						
Total Hides, raw { Tons	23,948	27,375	29,207	28,338	27,904	2,17,68,884	2,85,47,507	3,30,79,136	3,20,57,693	2,57,80,390	
" { =Number	=5,417,803	=5,766,237	=6,436,359	=6,242,213	=6,107,222						

(a) Included in "All other articles, manufactured" from 1924-25.

No. 11—continued

TOTAL EXPORTS of ARTICLES of INDIAN MERCHANDISE—continued

ARTICLES	QUANTITY					VALUE				
	1922-23	1923-24	1924-25	1925-26	1926-27	1922-23	1923-24	1924-25	1925-26	1926-27
Hides and Skins, raw— <i>continued</i>						R	R	R	R	R
Skins, raw—										
Goat skins { Tons 20,681 19,073 15,013 19,249 19,266						3,45,38,548	4,00,28,720	3,29,69,245	3,87,43,888	4,73,40,598
{ -Number -20,819,197 -19,848,844 -18,897,804 -23,556,282 -23,753,079										
Sheep skins { Tons 124 171 719 476 158						3,76,898	3,84,254	3,79,549	5,74,976	2,57,048
{ -Number -194,204 -194,040 -1,069,950 -610,539 -237,932										
Other skins { Tons 24 19 28 60 256						2,08,690	1,57,567	3,19,548	5,07,172	30,04,206
{ -Number -62,516 -57,129 -126,228 -436,639 -3,727,448										
Total Skins, raw { Tons 20,779 19,263 15,758 19,785 19,680						3,51,24,131	4,05,70,541	3,42,68,342	3,98,95,636	4,56,01,852
{ -Number -21,075,917 -20,100,013 -20,093,882 -24,603,710 -27,718,459										
Total Hides and Skins, raw (excluding cuttings of hides and skins, raw) Tons 44,727 47,138 44,965 48,153 47,584						5,68,93,015	6,91,18,048	6,73,47,478	7,19,43,229	7,13,82,232
-Number -26,493,720 -25,866,250 -26,529,741 -30,845,913 -33,825,681										
Cuttings of hides and skins (raw) Tons 1,000 1,757 2,707 2,665 3,048						1,67,186	2,06,481	3,93,888	3,95,084	4,14,312
Total Hides and Skins, raw Tons 45,727 48,895 47,672 50,819 50,632						5,70,60,201	6,93,24,529	6,77,41,366	7,23,38,263	7,17,96,544
Horns, tips and pieces of Horn (a) Cwts. 91,973 87,544 81,849 43,930 98,175						12,75,599	11,56,270	10,89,541	9,35,096	7,91,480
Instruments, Apparatus, and Appliances, and parts thereof—										
Musical Value — — — — —						1,68,861	2,30,817	2,74,812	10,48,487	13,62,524
Other kinds " " " " " "						27,144	1,45,717	11,489	23,120	38,703
Total Instruments " " " " " "						1,95,505	3,76,534	2,86,261	10,71,607	14,01,227
Ivory—										
Unmanufactured Lbs. 1,519 6,065 6,760 3,595 804						14,989	72,865	66,897	34,844	3,392
Manufactured Value — — — — —						11,291	37,441	5,718	4,200	2,119
Total Ivory " " " " " "						26,280	1,09,306	72,115	39,044	5,511
Jadestone Cwts. 5,532 3,088 2,766 972 2,139						18,20,545	8,27,052	7,05,800	1,62,751	4,70,325
Jewellery (excluding imitation jewellery and Precious stones and Pearls, unset), also plate of gold and silver—										
Jewellery Value — — — — —						27,140	18,736	5,624	6,92,542	44,050
Plate of gold and silver " " " " " "						83,111	1,00,731	1,23,347	1,60,132	88,574
Total Jewellery " " " " " "						1,10,251	1,19,467	1,28,971	8,52,674	1,32,624
Kapok Cwts. 24,264 33,836 41,704 42,674 54,999						12,47,332	20,40,004	24,14,209	26,21,245	33,87,825
Lac—										
Button Cwts. 18,337 16,863 21,612 21,678 20,626						46,78,788	38,45,642	44,50,122	33,34,678	21,77,189
Seed " " " " " "						9,73,445	31,61,597	58,40,287	44,29,164	72,36,898
Shell " " " " " "						9,27,92,133	8,06,96,260	6,25,63,348	5,76,27,182	6,32,44,681
Stick " " " " " "						4,21,526	1,53,021	7,34,721	19,25,946	4,71,369
Other kinds (including lac-dye) " " " " " "						37,90,710	27,70,653	19,17,733	16,92,998	15,04,051
Total Lac " " " " " "						10,29,51,602	9,06,27,143	7,55,06,206	6,90,99,945	5,47,23,588
Lacquered ware (of Indian manufacture) Value — — — — —						50,210	39,797	59,678	48,979	30,424
Leather— Hides, tanned or dressed—										
Buffalo hides { Tons 695 844 940 474 507						11,90,336	14,10,032	19,37,610	9,74,223	9,79,036
{ -Number -147,238 -184,985 -202,028 -101,237 -104,967										
Cow " { Tons 9,530 11,466 11,217 10,634 9,895						1,09,23,667	2,76,96,953	2,82,97,098	2,91,81,230	2,33,65,561
{ -Number -2,520,320 -3,495,265 -3,373,531 -3,195,691 -3,121,368										
Calf skins { Tons 725 879 889 951 932						20,82,191	25,57,203	32,43,069	32,57,568	34,37,795
{ -Number -1,022,423 -1,182,372 -1,271,113 -1,266,039 -1,356,804										
Others { Tons 2 5 3						1,451	13,683	26,029	..	100
{ -Number -415 -1,682 -606 =50										
Total Hides, tanned or dressed { Tons 9,952 13,194 13,049 12,109 11,334						2,31,47,675	3,16,77,871	3,35,03,806	3,04,18,021	2,77,82,542
{ -Number -3,690,896 -4,864,304 -4,847,278 -4,682,967 -4,583,184										

(a) Figures prior to 1925-26 include Hornmeal.

EXPORTS

No. 11—continued

TOTAL EXPORTS OF ARTICLES OF INDIAN MERCHANDISE—continued

ARTICLES	QUANTITY					VALUE				
	1922-23	1923-24	1924-25	1925-26	1926-27	1922-23	1923-24	1924-25	1925-26	1926-27
Leather—continued						R	R	R	R	R
Skins, tanned or dressed—										
Goat skins { Tons	1,491	1,963	3,234	2,943	3,636	1,04,23,497	85,01,611	2,04,23,014	1,92,28,261	2,44,77,140
{ =Number	3,948,405	3,751,499	3,935,864	3,021,210	11,320,684					
Sheep skins { Tons	3,112	3,554	3,102	3,396	3,336	1,62,66,325	1,87,34,621	1,78,08,332	1,99,59,400	2,10,22,476
{ =Number	10,889,534	12,992,838	11,956,680	12,779,735	12,675,280					
Other skins { Tons	50	3	3	6	22	7,33,381	72,036	82,811	1,47,993	4,86,678
{ =Number	136,648	24,066	49,792	41,607	246,592					
Total Skins, tanned or dressed { Tons	4,653	4,920	6,339	6,345	7,044	2,74,23,208	2,73,08,268	3,83,14,157	3,93,85,654	4,59,86,394
{ =Number	14,974,587	16,748,403	20,942,336	21,842,552	24,242,556					
Total Hides and skins, tanned or dressed { Tons	14,605	13,114	19,388	18,464	18,376	5,05,70,878	5,89,86,139	7,18,17,963	6,97,53,675	7,37,68,826
{ =Number	18,665,483	21,612,707	25,769,614	26,625,519	28,825,740					
Unwrought Manufactures (excluding boots and shoes)—										
Bags Trunks and Traveling-requisites . Value	—	—	—	—	—	20,492	28,510	30,966	58,080	49,824
Leather belting . Cwts.	..	23	28	29	40	..	3,725	8,190	3,245	14,625
Saddlery and harness . Value	—	—	—	—	—	18,724	93,261	22,324	75,183	20,756
Other sorts Value	—	—	—	—	—	79,402	1,63,026	1,14,220	1,26,264	92,331
Total Leather Value	—	—	—	—	—	5,16,07,178	6,00,76,699	7,23,87,243	7,10,20,580	7,50,02,154
Liquors—										
Spirit Gallons	6,350	10,395	1,406	35,991	130	24,182	3,995	3,429	65,877	3,263
Wines (a) "	209	250	—	—	—	695	800	—	—	—
Other sorts of liquors "	7,726	600	100	5,154	301	24,541	12,800	3,076	13,280	842
Total Liquors Value	14,285	11,245	1,506	41,145	431	49,418	17,595	6,505	79,157	4,104
Machinery and mill-work of all kinds . Value	—	—	—	—	—	47,038	1,20,951	1,25,166	74,000	95,847
Manures—										
Bones Tons	84,571	95,695	70,987	84,297	100,905	90,83,844	1,14,78,820	81,99,690	89,15,696	97,75,913
Fish manures "	10,162	11,587	11,414	4,125	5,585	11,77,284	12,64,873	15,12,477	3,81,732	6,17,313
Fish guano "	8,674	16,584	6,882	5,054	1,819	10,91,711	16,50,034	7,34,362	6,84,137	3,03,747
Hornmeal(b) "	—	—	—	1,829	1,342	—	—	—	3,11,077	2,14,513
Sulphate of Ammonia "	2,069	5,064	10,253	4,279	4,304	5,35,991	12,49,180	19,20,768	7,71,347	7,10,661
Other kinds "	4,584	1,819	2,301	4,336	5,475	4,89,462	2,50,973	3,00,866	6,84,475	9,17,609
Total Manures Value	110,060	130,722	101,787	103,920	118,530	1,23,78,292	1,58,88,880	1,26,68,153	1,17,48,964	1,25,39,765
Mats and matting (except coir and rubber) . Sq. yards	260,522	236,645	320,271	391,884	511,228	23,672	34,128	37,699	32,978	48,772
Metals and Ores—										
Brass, Bronze, and similar alloys—										
Unwrought Cwts.	400	2,100
Wrought "	3,029	3,662	2,725	5,029	9,514	5,70,913	6,39,723	5,67,623	3,84,196	14,12,486
Chromite (chrome iron ore) Tons	52,471	30,050	31,479	36,389	21,404	17,16,664	9,03,029	9,96,575	11,62,715	6,87,041
Copper—										
Ore "	1,012	14	4,82,913	3,250
Unwrought Cwts.	..	30,706	6,90,913
Wrought (sheets and other manufactures) "	1,200	1,757	2,348	3,358	3,732	1,47,892	2,08,772	2,60,277	3,50,389	3,61,668
Others "	—	—	48,577	179,393	219,101	—	—	9,80,511	40,24,193	49,20,567
Total Copper (excluding Ore) Value	1,200	32,463	45,925	182,751	222,833	1,47,892	8,99,685	12,40,788	43,74,582	52,82,235
Ferro manganese Tons	..	69	1,567	1,583	6,727	..	13,308	2,85,504	3,25,256	5,23,072
Iron or steel—										
Ore "	54	3,557	15	3
Pig "	118,545	183,195	341,326	381,989	309,505	91,45,793	1,27,82,462	2,16,81,694	1,75,50,204	1,89,63,233
Manufactures—										
Anchors and cables "	87	97	69	57	40	44,689	50,241	32,729	25,558	15,577
Angle, bolt and rod "	3	15	4	2	1	3,030	4,135	2,045	1,794	730
Bars and channel "	127	127	112	85	73	42,715	41,398	35,544	24,193	19,713
Hoops and strips "	12	11	2	4	11	3,929	3,246	1,387	1,743	2,780
Nails, screws, rivets, and washers "	189	201	184	158	164	1,12,599	1,23,154	1,10,555	79,099	73,039
Old, for re-manufacture "	2,404	17,370	18,756	19,680	43,178	84,625	6,53,785	5,97,504	7,95,331	19,02,918
Pipes and fittings, cast "	3	11	2	..	97	946	3,388	..	650	52
Sheets and plates (including galvanised and tinned plates) "	15	18	293	109	10	5,320	7,509	45,630	42,920	3,020
Tubes, pipes, and fittings wrought "	11	..	42	4	59	5,304	175	9,645	2,970	9,692
Other manufactures of iron or steel "	76	89	1,184	417	67	31,565	53,827	72,539	20,168	1,21,601
Total Iron or Steel (excluding Ore) Value	121,472	201,129	361,974	402,505	353,205	94,80,515	1,37,24,270	2,25,89,972	1,85,48,972	1,80,30,650

(a) Included in other sorts of liquors from 1924-25.
 (b) Separately recorded from 1925-26.

No. 11—continued

TOTAL EXPORTS of ARTICLES of INDIAN MERCHANDISE—continued

ARTICLES	QUANTITY					VALUE				
	1922-23	1923-24	1924-25	1925-26	1926-27	1922-23	1923-24	1924-25	1925-26	1926-27
Metals and Ores—continued						R	R	R	R	R
Lead—										
Pig Cwts.	796,646	850,007	948,135	862,239	846,210	1,39,29,495	1,79,00,542	2,29,64,287	2,07,02,432	1,04,31,702
Other sorts "	2,233	59,216	87,874	226,233	165,168	37,804	4,40,291	7,70,947	11,91,379	12,40,795
TOTAL LEAD "	798,879	889,223	1,036,009	1,088,472	10,01,378	1,39,67,299	1,84,09,833	2,37,35,234	2,18,93,811	2,06,72,497
Manganese ore Tons	805,302	751,763	639,210	564,225	536,214	1,73,26,233	1,77,71,740	1,62,01,429	1,54,36,118	1,49,14,193
Ferrous manganese ore(a), "				13,850	8,800				89,100	61,600
Tin—										
Ore "	1,590	1,857	1,644	1,389	1,795	33,62,748	36,49,100	35,22,454	40,68,393	43,49,237
Unwrought (blocks, ingots, bars, and slabs) Cwts.	..	4,812	7,580	7,935	16,420	..	1,20,776	36,622	64,146	1,07,756
Wrought (including plates or sheets, not being tinned iron) "	..	1	120	..	20	3,800
TOTAL TIN (excluding Ore) "	..	4,813	7,580	7,935	16,540	..	1,20,796	36,622	64,146	2,01,256
Wolfram ore TONS	120	390	532	2,930	1,574	66,152	8,52,039	2,83,400	20,33,080	24,40,690
Zinc or spelter, all sorts. Cwts.	298,985	32,039	368,355	519,097	398,481	11,29,546	3,23,786	15,55,904	25,94,792	45,99,239
Metals, unenumerated "	3,301	15,933	6,637	7,589	18,782	4,50,550	5,89,339	5,80,729	6,00,583	5,05,307
Ores TONS	1,988	8,689	11,479	8,640	13,925	1,50,170	2,26,587	2,91,757	3,65,068	3,29,774
TOTAL METALS AND ORES "	1,038,213	1,044,685	1,121,301	1,123,765	1,051,604	4,83,68,682	5,78,24,635	7,18,91,548	7,23,82,990	7,20,85,678
Mica Cwts.	59,346	78,948	82,247	96,456	83,304	60,77,548	26,36,911	1,02,70,619	1,04,16,815	1,08,40,671
Monaxite TONS	20	205	100	385	400	400	71,705	30,000	76,980	71,054
Oils—										
Animal Gallons	125,955	1,641,914	365,843	95,685	10,863	99,614	12,02,573	3,41,285	1,01,612	19,871
Essential—										
Cassia (b) "	12	250
Cinnamon "	..	120	44	222	7,200	7,200	10,000	..
Citronella "	4,599	2,588	1,447	337	274	66,737	52,479	37,945	7,041	5,871
Ginger grass "	112	377	515	201	629	7,150	16,380	18,285	9,143	29,111
Lemongrass oil "	53,033	56,646	57,450	66,703	67,565	9,72,657	9,77,680	10,14,640	12,92,310	11,88,501
Palmarosa "	1,722	9,034	6,511	10,064	7,550	1,79,439	7,48,838	5,57,014	7,80,379	3,21,551
Rosa "	5,401	4,49,808
Sandalwood oil "	12,749	16,151	20,588	13,510	15,938	23,65,630	23,17,924	38,52,350	19,23,792	22,00,401
Thymol "	136	671	780	155	..	9,740	69,692	66,476	9,801	..
Other sorts "	5,170	5,132	5,166	3,333	2,919	1,85,107	2,26,597	2,60,945	1,05,364	76,191
TOTAL ESSENTIAL "	82,934	90,719	92,601	94,525	94,875	42,36,418	49,16,770	58,15,155	40,86,330	39,78,634
Mineral—										
Kerosene "	33,940	3,356	6,242	472	404	34,006	2,982	3,479	370	391
Dangerous petroleum flashing below 76° F. including Petrol, Benzine and Benzol "	19,789,228	16,972,400	22,058,946	8,140,232	2,219,440	2,22,62,682	1,87,58,996	2,48,27,294	91,60,031	24,27,221
Other sorts "	134,570	265,569	136,337	121,773	131,017	1,54,587	2,04,916	1,61,593	1,25,210	1,25,964
Vegetable, non-essential—										
Castor "	802,377	581,330	497,475	699,626	647,114	14,62,368	15,68,307	14,79,639	18,69,869	18,97,681
Coconut "	834,243	174,638	125,334	126,143	193,562	20,20,989	4,40,989	3,15,519	3,23,049	4,70,961
Cotton seed "	8	24	2	32	..	26	38	2	63	..
Groundnut "	52,876	57,462	37,801	175,054	41,263	1,27,305	1,78,655	1,01,090	5,01,966	1,11,041
Linseed "	30,728	94,127	61,475	74,708	41,266	1,08,039	2,70,808	2,67,329	2,35,591	1,12,171
Mustard or rape "	426,675	470,721	512,604	440,770	236,436	12,01,262	12,27,034	13,91,462	12,46,406	8,00,511
Sesamum (til or jinjil) "	92,890	63,464	60,104	84,422	61,971	2,34,122	1,79,368	1,60,665	2,11,096	1,59,961
Other sorts "	13,530	19,893	17,326	22,024	35,665	39,791	81,202	45,161	60,101	72,831
Total Vegetable, non-essential "	2,058,377	1,466,679	1,382,121	1,622,779	1,307,277	51,93,902	39,16,401	37,61,117	44,59,141	31,25,111
TOTAL OILS "	22,220,504	20,040,637	23,992,090	10,075,466	3,763,896	3,19,81,409	2,90,02,588	3,44,09,923	1,79,26,694	95,71,231

(a) Separately recorded from 1925-26.
(b) Included in "Essential other sorts" from 1924-25.

ABSTRACT TABLES
EXPORTS

(62 .)

No. 11—continued

TOTAL EXPORTS of ARTICLES of INDIAN MERCHANDISE—continued

ARTICLES	QUANTITY					VALUE				
	1922-23	1923-24	1924-25	1925-26	1926-27	1922-23	1923-24	1924-25	1925-26	1926-27
Oilcakes—						R	R	R	R	R
Castor cake . . . Tons	952	1,107	1,410	1,212	158	83,997	1,04,297	1,19,049	1,10,981	18,918
Coconut cake (Ponac) "	942	1,540	1,317	3,064	2,857	1,29,779	1,73,308	1,31,985	3,73,391	2,53,405
Cotton cake . . . "	3,423	2,174	4,190	5,773	5,781	4,29,416	2,56,137	4,72,391	6,06,954	5,59,751
Groundnut cake . . . "	64,370	65,386	95,049	83,247	126,695	67,68,894	66,79,110	1,06,67,267	85,75,333	1,21,62,102
Linseed cake . . . "	11,312	15,508	16,407	20,039	41,513	1,6,74,493	21,08,048	25,10,030	30,10,537	54,57,163
Rape, and sesamum cake "	62,018	85,727	68,308	65,842	53,644	70,97,894	93,11,759	69,84,777	66,80,866	61,97,379
Others . . . "	8,096	6,602	8,085	12,160	5,343	10,38,512	7,77,193	11,14,108	17,03,644	6,36,894
TOTAL OILCAKES "	151,119	178,044	194,763	1,91,337	235,936	1,72,22,985	1,94,09,852	2,19,99,605	2,10,61,650	2,52,75,612
Oil-cloth and floor-cloth (a) . . . sq. yards	219	1,740	—	—	—	695	1,000	—	—	—
Opium . . . { Chests = Cwts.	6,094 =8,848	6,130 =9,042	3,885 =5,268	4,608 =6,754	5,296 =7,760	2,44,87,383	2,66,31,397	1,47,23,555	1,93,37,465	2,11,84,750
Paints and Painter's materials—										
Paints and colours—										
Graphite . . . Cwts.	5	—	92	73	310	82	—	4,205	5,500	2,260
Other sorts . . . "	4,441	8,064	17,002	17,318	16,297	82,652	1,28,747	2,20,824	1,93,046	1,91,651
Painters' materials . . . Value	—	—	—	—	—	23,995	2,42,169	63,833	2,84,363	1,48,888
TOTAL PAINTS AND PAINTER'S MATERIALS "	—	—	—	—	—	1,06,729	3,70,916	2,88,862	4,87,909	6,42,799
Paper and Pasteboard—										
Paper—										
Printing paper . . . Cwts.	57	7	12	5	58	2,310	317	516	226	1,583
Other kinds of paper (including paper manufactures) "	60	64	58	173	219	3,171	9,147	4,866	14,065	22,457
Pasteboard, millboard, and cardboard of all kinds . . . "	489	19	55	7	18	11,724	1,800	1,002	499	575
Total Paper and Pasteboard . . . "	606	90	125	185	295	17,205	11,264	6,385	14,790	24,615
Paper-making materials . . . "	190	307	3,625	13,743	9,109	1,251	790	55,561	2,14,934	1,12,878
Paraffin wax . . . Tons	27,369	25,141	29,891	34,912	38,535	1,23,36,027	1,14,14,401	1,36,59,583	1,59,45,218	1,84,59,689
Perfumery (including Musk) (not being perfumed spirits)—										
Musk (b) . . . Ounces	—	105	—	—	—	—	5,870	—	—	—
All other sorts (b) . . . Value	—	—	—	—	—	1,50,366	1,36,114	—	—	—
Total Perfumery . . . "	—	—	—	—	—	1,50,366	1,41,984	1,80,840	1,81,041	2,08,047
Plants, living, including Bulbs . . . "	—	—	—	—	—	21,351	13,369	14,129	33,804	21,210
Precious stones and Pearls, unset . . . "	—	—	—	—	—	45,317	19,45,103	27,042	46,543	34,253
Printing and Lithographing materials (excluding paper) . . . "	—	—	—	—	—	20,959	11,226	16,133	27,746	20,450
Provisions and Oilman's stores—										
Bêche-de-mer . . . Lbs.	13,622	5,284	648	7,644	5,006	8,406	1,764	180	2,600	1,217
Butter . . . Cwts.	4,276	4,218	4,614	4,635	4,960	5,55,007	5,74,723	6,05,700	6,23,005	5,82,326
Cheese . . . "	49	48	31	54	52	6,539	7,614	4,295	7,430	4,395
Ghi . . . "	34,341	33,778	33,129	40,549	36,852	36,55,321	36,17,098	34,10,311	40,15,056	37,43,157
Lard . . . "	—	—	1	—	1	—	—	20	—	60
Pickles, chutnies, and condiments . . . "	24,875	25,199	27,433	26,375	27,172	12,17,393	11,79,995	12,34,445	11,67,699	10,45,992
Other sorts of provisions . . . "	24,497	26,310	20,821	18,573	20,536	6,47,974	6,53,656	6,32,450	5,57,802	6,04,572
Total Provisions and Oilman's stores . . . Value	—	—	—	—	—	60,91,640	60,34,850	68,87,401	63,78,592	59,82,219
Railway plant and Rolling-stock—										
Materials for construction (including sleepers of wood) . . . Tons	1	35	1	123	89	51	8,080	150	13,953	14,000
Teak keys . . . "	1,712	1,820	2,429	1,351	398	2,33,529	2,44,701	2,46,795	2,58,722	1,30,443
Other sorts . . . Value	—	—	—	—	—	961	1,000	—	—	1,150

(a) Included in "all other articles manufactured" from 1924-25.
(b) Shown under one head from 1924-25.

No. 11—continued

TOTAL EXPORTS of ARTICLES of INDIAN MERCHANDISE—continued

ARTICLES	QUANTITY					VALUE				
	1922-23	1923-24	1924-25	1925-26	1926-27	1922-23	1923-24	1924-25	1925-26	1926-27
Rubber—						R	R	R	R	R
Raw Lbs.	12,409,174	15,430,254	18,005,188	12,411,166	23,005,779	72,60,093	1,14,46,118	1,42,04,317	2,04,09,876	2,60,14,317
Manufactures Value	—	—	—	—	—	9,331	45,144	9,676	20,004	1,04,291
Salt Tons	5,238	1,008	1,666	11,923	15,928	1,13,368	18,105	29,479	2,05,814	3,00,340
Seeds—										
Oilseeds—										
Essential—										
Ajapa Tons	207	244	447	477	155	57,910	79,015	1,20,343	2,14,751	61,181
Ajwan "	1,366	872	1,941	1,982	17	2,97,851	1,69,651	3,70,771	3,77,325	5,034
Aniseed "	41	34	127	127	64	22,260	15,024	37,008	87,614	22,832
Caraway (a) "	—	12	—	—	—	—	4,890	—	—	—
Coriander "	5,660	6,062	5,242	4,923	4,419	17,33,758	15,75,069	12,66,076	10,30,688	11,70,418
Cumin (other than black) "	2,242	2,334	1,021	907	579	20,74,534	22,69,117	14,40,197	7,52,484	4,86,598
Cumin, black "	265	203	92	96	95	2,10,591	1,47,674	49,869	42,581	38,783
Fennel "	714	861	512	477	352	3,41,952	4,25,761	2,10,030	1,83,691	1,36,742
Fenugreek "	550	761	1,136	774	632	2,18,696	2,48,451	3,48,277	2,48,271	2,10,942
Sawa or dil "	1,365	1,216	1,151	762	830	3,67,026	3,28,674	2,92,186	1,93,212	2,17,306
Other sorts "	11	1	8	3	2	14,332	3,200	3,595	1,232	993
Total Seeds, essential "	12,421	12,600	12,277	10,528	7,145	53,28,960	52,66,546	41,47,262	30,72,400	23,80,644
Non-essential—										
Assala (b) Tons	9	—	—	—	—	3,586	662	—	—	—
Castor "	83,613	85,030	95,448	109,798	101,548	1,83,36,475	2,26,98,789	2,88,66,665	2,87,68,916	2,03,78,455
Copra or coconut-kernel "	13,949	3,986	458	111	2,146	50,54,443	16,53,072	1,69,628	74,332	8,29,927
Cotton "	183,192	149,873	161,297	197,193	50,550	1,97,22,998	1,71,13,106	1,91,28,891	2,18,10,951	45,26,965
Groundnuts "	267,384	257,045	376,133	454,954	367,908	7,56,61,244	7,18,76,131	10,67,05,078	12,02,83,186	9,58,27,498
Linseed "	274,280	368,777	371,051	303,143	191,852	7,85,35,975	9,02,14,659	9,74,38,626	8,08,52,772	4,02,08,993
Mowra or mowra "	24,149	7,752	1,819	924	14,500	35,44,614	13,66,854	3,67,272	1,81,086	23,18,270
Mustard "	3,818	4,102	4,272	3,365	1,062	11,94,219	12,73,399	14,48,152	11,02,971	3,29,511
Niger "	1,274	2,186	3,659	13,983	1,046	2,93,893	4,60,129	7,67,347	7,82,087	2,37,610
Poppy "	4,458	6,403	5,632	5,843	1,752	18,62,381	17,40,323	16,20,282	16,16,470	5,45,235
Rape "	251, 31	336,920	280,637	111,793	94,186	5,58,17,266	7,35,83,930	6,08,56,521	2,68,08,000	2,16,76,687
Sesamum (til or jinjil) "	36,4 6	9,537	30,510	39,896	1,567	1,09,05,299	28,66,033	94,48,684	1,17,38,638	4,88,070
Tea "	2	54	67	241	305	66,023	2,19,592	2,66,806	3,06,017	3,00,668
Other sorts "	19,971	8,786	4,211	2,315	1,258	26,77,476	12,86,261	6,27,483	3,35,499	1,99,533
Total Seeds, non-essential "	1,164,476	1,240,421	1,315,184	1,238,449	829,710	26,81,55,887	20,24,52,940	32,72,41,485	29,31,06,520	19,83,57,501
Other than oilseeds "	136	2,095	997	561	735	53,515	4,52,157	2,95,869	1,53,897	1,59,033
Total Seeds "	1,177,083	1,255,116	1,328,453	1,249,538	837,590	27,35,38,862	29,81,71,613	33,16,84,566	29,69,67,727	19,08,77,179
Shells and Cowries—										
Cowries Cwts.	194	80	169	61	73	3,337	2,450	3,060	1,376	2,250
Shells (chanks, sankhil, large ornamental shells, cowras, mother-of-pearl shells, and oyster shells) "	2,655	1,451	2,527	2,650	3,649	94,184	58,016	88,510	7,22,782	1,34,092
Tortoise-shell (including nakhs or nakh) Lbs.	1,776	1,081	3,801	1,710	753	13,332	7,774	18,001	7,350	9,095
Total Shells and cowries Value	—	—	—	—	—	1,11,353	68,240	1,09,571	7,31,598	1,47,437
Soap Cwts.	5,963	6,029	7,033	5,332	6,783	1,78,505	1,78,850	2,05,549	1,34,723	2,06,153
Specimens illustrative of natural science Value	—	—	—	—	—	1,38,269	1,16,324	85,648	1,19,227	1,23,762

(a) Included in "Essential seeds, other sorts" from 1924-25.
(b) Included in "Non-essential, other sorts" from 1924-25.

ABSTRACT TABLES
EXPORTS

(64)

No. 11—continued

TOTAL EXPORTS of ARTICLES of INDIAN MERCHANDISE—continued

ARTICLES	QUANTITY					VALUE				
	1922-23	1923-24	1924-25	1925-26	1926-27	1922-23	1923-24	1924-25	1925-26	1926-27
Spices—						R	R	R	R	R
Betelnuts . . . Cwts.	3,551	3,186	3,286	3,807	3,463	1,67,093	1,70,732	1,70,810	2,11,925	1,89,577
Cardamoms . . . "	3,489	6,278	4,839	5,053	3,312	5,62,027	17,56,768	15,91,808	17,61,021	25,59,835
Chillies . . . "	161,749	165,178	141,283	171,872	159,473	49,52,662	48,29,923	83,80,719	45,18,111	46,21,291
Cinnamon . . . "	297	139	170	103	150	9,792	4,832	7,938	12,322	6,509
Cloves . . . "	71	39	77	93	88	5,868	3,523	6,065	9,044	5,905
Ginger . . . "	51,946	45,065	36,778	32,566	44,798	17,79,851	20,34,425	20,46,243	17,59,998	17,77,571
Nutmegs (c) . . . "	12	53	—	—	—	637	2,506	—	—	—
Pepper . . . "	113,724	99,150	87,638	128,855	104,216	34,90,752	27,70,236	30,05,318	93,28,663	64,15,131
Other sorts . . . "	640	545	600	791	595	11,217	13,126	15,751	35,849	20,682
Total Spices . . . "	335,479	310,633	274,711	343,145	321,120	1,09,79,949	1,10,86,076	1,06,74,737	1,76,27,983	1,55,98,550
Stationery (excluding paper) . . . Value	—	—	—	—	—	85,983	1,02,736	1,15,076	97,695	1,01,891
Stone and Marble . . . Tons	2,117	1,848	2,317	4,225	4,508	87,144	31,591	47,402	87,975	91,699
Sugar—										
Sugar, 16 Dutch standard and above . . . "	456	298	384	277	199	2,92,556	1,92,303	2,70,140	1,42,262	1,05,656
Sugar, 15 Dutch standard and below . . . "	566	3,005	674	323	423	1,49,536	7,59,734	1,85,217	76,373	1,01,052
Confectionery . . . "	20	158	74	141	142	24,465	1,64,233	74,413	1,15,035	1,13,253
Molasses (including Palmyra and cane jaggery) . . . "	2,479	36,325	20,008	1,924	1,437	5,82,232	85,81,119	47,19,247	4,86,022	3,71,539
Total Sugar . . . "	3,521	39,786	21,134	2,665	2,256	10,48,839	96,97,444	52,49,017	8,19,682	6,91,550
Tallow and Stearine (including grease and animal fat) . . . Cwts.	8,604	12,043	9,638	11,616	10,105	4,10,474	5,96,143	4,39,938	5,19,133	4,37,052
Tea, black . . . Lbs.	287,515,763	338,500,236	339,237,811	324,425,260	343,042,907	21,93,38,547	31,62,70,248	33,32,15,554	27,03,81,022	23,94,50,562
" green . . . "	780,437	255,141	879,124	1,307,765	1,220,331	5,61,836	1,91,241	7,98,657	8,36,218	9,26,940
Total Tea . . . "	288,296,200	338,755,377	340,106,935	325,733,025	349,264,326	22,04,00,383	31,64,61,489	33,39,24,211	27,12,17,240	29,03,77,502
Tea waste, for the manufacture of Caffeine . . . "	1,622,818	2,298,131	3,239,907	3,000,969	1,591,330	2,15,497	2,37,488	4,90,644	5,50,983	2,08,810
Textiles—										
Cotton—										
Raw . . . Tons	600,397	671,936	593,552	745,209	569,238	70,97,43,331	93,47,09,357	91,22,38,762	94,99,23,242	55,60,31,470
Waste . . . Cwts.	463,668	362,267	133,176	203,440	238,973	97,28,206	1,04,33,677	49,37,391	65,92,668	53,37,379
Twist and Yarn—										
Grey Nos. 1 to 10 . . . Lbs.	12,277,108	7,792,698	10,169,888	10,492,013	11,076,303	1,04,73,868	66,43,264	95,62,132	86,35,442	67,44,115
" " 11 to 20 . . . "	29,540,812	19,637,659	15,402,718	16,420,632	20,516,322	3,05,76,699	1,99,10,754	1,62,99,708	1,58,98,170	1,63,10,445
" " 21 to 30 . . . "	814,379	497,264	614,935	368,983	535,045	9,17,938	5,85,046	7,15,130	3,99,137	5,94,900
" " 31 to 40 . . . "	220,850	255,238	101,320	26,842	63,934	2,94,630	3,35,078	1,15,540	35,930	69,535
" " above No. 40 . . . "	1,800	900	16,900	..	4,695	4,120	1,425	20,000	..	9,340
" " Twofold (double) . . . "	12,873,040	8,712,435	3,355,364	3,177,050	7,640,930	1,11,57,469	72,45,303	80,34,886	28,13,271	56,13,337
Orange, red, and other colours Nos. 1 to 20 . . . "	237,264	208,785	255,200	232,078	193,593	3,68,130	2,93,443	3,61,772	3,07,244	2,20,102
" Nos. 21 to 40 . . . "	37,636	34,400	59,570	117,506	121,164	69,865	63,215	1,02,678	1,32,329	1,52,635
" above No. 40 . . . "	300	2,100	300	900	2,100	[2,400
Twofold (doubles) . . . "	13,350	117,450	237,966	57,530	9,300	21,803	1,93,753	3,02,210	81,973	13,525
Blached (white) . . . "	704,019	1,170,042	1,281,007	943,293	1,315,416	7,53,468	12,96,723	13,93,217	9,43,617	10,96,763
Unspecified descriptions of twist and yarn . . . "	121,391	54,507	36,734	35,595	35,413	1,32,105	53,457	49,187	33,926	26,132
Total Twist and Yarn . . . "	56,361,490	38,531,288	36,532,102	31,373,692	41,513,975	5,47,76,093	3,66,21,956	3,70,11,433	2,93,37,444	3,08,53,722
Manufactures—										
Canvas . . . Yards	7,651	24,251	51,566	38,316	41,243	79,45	24,524	43,450	37,007	33,936
Handkerchiefs and shawls in the piece Number	2,253,543	3,124,565	3,927,093	3,246,731	1,499,099	24,31,730	34,91,542	45,64,243	37,14,019	31,57,791
Hosiery . . . Value	—	—	—	—	—	1,58,070	1,13,737	1,29,140	6,1,553	55,114

(a) Included in "Other sorts of spices" from 1924-25.

No. 11—continued

TOTAL EXPORTS of ARTICLES of INDIAN MERCHANDISE—continued.

ARTICLES	QUANTITY					VALUE				
	1922-23	1923-24	1924-25	1925-26	1926-27	1922-23	1923-24	1924-25	1925-26	1926-27
Textiles—continued										
Piece goods—										
Grey (unbleached)—										
Chadars and Dhutis . Yards	9,004,785	8,319,822	11,864,739	9,008,094	3,609,028	88,96,761	33,85,008	44,35,561	30,53,096	12,17,494
Drills and Jeans . "	897,408	2,304,504	2,925,887	2,750,922	531,933	3,64,573	7,83,062	8,96,181	7,54,059	1,46,188
T. cloth and Domestics . "	10,105,989	12,411,258	17,644,690	13,331,012	2,002,990	33,39,732	34,80,988	48,20,354	31,10,287	4,71,367
Shirts and Shirts . "	3,125,981	5,054,119	6,333,404	4,201,310	148,442	10,41,202	14,51,807	16,00,270	9,88,012	37,441
Other sorts . "	7,992,226	5,787,366	5,379,531	8,103,623	13,656,402	28,02,453	20,33,877	17,13,989	24,39,512	42,17,129
Total Grey (unbleached) . "	31,126,289	33,877,069	44,193,251	37,394,964	19,948,795	1,14,44,771	1,10,84,742	1,38,56,355	1,03,44,968	60,89,019
White (bleached)—										
Chadars and Dhutis . "	91,942	131,077	144,875	144,833	75,111	59,071	67,003	61,766	68,701	37,607
Drills and Jeans . "	53,410	76,346	147,573	110,024	114,794	28,412	46,253	71,050	38,662	55,020
T. cloth and Domestics . "	53,811	20,453	19,008	8,599	36,168	22,832	8,638	8,623	4,322	25,492
Shirts and Shirts . "	34,479	478,596	48,023	52,616	42,326	14,418	1,24,696	20,513	16,463	16,604
Other sorts . "	816,185	777,371	784,955	577,233	1,231,435	3,66,482	3,09,255	3,26,348	2,03,521	4,30,623
Total White (bleached) . "	1,049,727	1,483,843	1,144,445	893,855	1,549,834	4,91,265	5,55,845	4,83,800	3,31,672	5,70,896
Coloured, printed, or dyed—										
Lungis and Saris . "	26,600,761	38,190,036	34,492,466	38,413,262	33,011,066	1,71,05,527	2,26,26,192	1,91,74,045	1,81,49,753	1,78,18,483
Drills and Jeans . "	10,991,819	14,694,851	16,989,979	11,917,063	2,065,021	38,67,433	48,31,964	52,08,149	33,55,726	5,58,797
Other sorts . "	87,092,639	77,082,768	84,735,379	81,215,080	140,926,681	3,74,26,415	2,72,12,202	3,03,33,741	2,93,80,350	4,82,23,953
Total Coloured, printed, or dyed . "	124,775,219	129,967,655	136,163,424	126,545,405	175,902,768	5,83,99,375	5,46,70,358	5,47,15,935	5,08,85,829	6,66,01,233
Total Piece goods . "	156,951,235	165,328,567	181,511,120	164,833,724	197,401,397	7,03,35,411	6,68,10,945	6,85,60,590	6,15,62,467	7,32,01,253
Thread, sewing . Lbs.	136,444	205,142	365,949	254,223	206,632	3,09,639	3,64,592	4,05,999	3,77,689	3,33,040
Other sorts of manufactures . "	2,773,181	2,867,841	2,375,966	1,633,703	1,455,136	25,52,976	26,21,762	20,23,032	12,95,809	13,59,761
Total Cotton manufactures (including twist and yarn) . value	—	—	—	—	—	13,06,21,869	10,95,49,068	11,27,47,695	9,64,35,053	10,74,85,517
Total Cotton, raw and manufactures . "	—	—	—	—	—	35,00,97,456	1,10,46,02,193	1,02,90,94,048	1,05,20,0,463	69,89,01,316
Flax—										
Raw . Lbs.	18,928	..	16,240	..	400	14,085	..	7,500	..	300
Manufactures (including twist and yarn) . "	—	—	—	—	—	—	—	4,523	14,586	4,330
Bags and sacks (a) . Number	770	190	—	—	—	1,522	536	—	—	—
Other sorts (a) . Lbs.	5,862	22,680	—	—	—	13,639	16,611	—	—	—
Total Flax manufactures (including twist and yarn) . value	—	—	—	—	—	15,161	16,147	4,523	14,586	4,330
Total flax, raw and manufactures . "	—	—	—	—	—	29,246	16,147	12,023	14,586	4,630
Haberdashery and Millinery . "										
—	—	—	—	—	—	6,04,367	6,77,070	5,24,136	8,03,888	9,51,400
Hemp (chiefly Bann)—										
Raw . Cwts.	412,443	458,847	663,740	623,949	439,832	60,84,724	76,42,682	1,72,87,124	1,59,17,310	82,76,493
Manufactures (excluding cordage) . value	—	—	—	—	—	9,571	12,189	3,177	9,316	17,815
Total Hemp, raw and manufactures . "	—	—	—	—	—	60,94,295	76,54,871	1,72,90,301	1,59,27,126	82,94,313
Jute—										
Raw . Tons	577,955	659,963	696,000	647,154	707,732	22,52,84,639	20,00,06,323	29,09,30,435	37,94,57,313	26,78,04,189
Twist and yarn . lbs.	3,507,376	5,345,335	1,261,116	1,723,736	3,078,331	9,11,159	16,12,846	3,56,758	4,71,163	3,04,953
Manufactures—Carpas . Yards	21,159	34,125	34,163	12,324	13,992	11,190	27,531	23,637	4,914	3,663
Gunny bags—										
Sacking gunny bags { No. 271,345,505 314,137,691 345,709,659 343,210,172 359,985,325 } 13,72,99,239 14,93,54,053 20,38,52,220 23,70,97,538 21,27,26,631										
Tons 296,158 325,277 361,117 369,362 336,751										
Hessian gunny bags { No. 72,536,374 99,578,337 79,431,765 76,873,152 89,104,721 } 2,22,79,547 3,23,55,967 2,32,57,962 3,01,16,170 3,10,45,419										
Tons 31,447 45,706 33,960 36,977 41,424										
Total Gunny bags { No. 344,231,879 413,716,938 425,141,424 425,083,324 449,089,949 } 15,95,68,786 18,17,10,020 23,21,10,182 26,72,13,758 24,37,72,050										
Tons 327,606 370,983 400,077 406,339 423,176										

(a) Included in "Flax manufactures" from 1924-25;

ABSTRACT TABLES
EXPORTS

No. 11—continued.

TOTAL EXPORTS of ARTICLES of INDIAN MERCHANDISE—continued.

ARTICLES	QUANTITY					VALUE				
	1922-23	1923-24	1924-25	1925-26	1926-27	1922-23	1923-24	1924-25	1925-26	1926-27
Textiles—concluded										
Gunny cloth—						R	R	R	R	R
Sacking gunny cloth	Yards 42,489,793	54,151,495	61,865,512	61,363,964	80,531,103	84,85,872	1,18,02,816	1,38,46,161	1,50,54,758	1,96,71,485
	Tons 29,074	35,333	50,975	39,445	60,841					
Hessian gunny cloth	Yards 1,211,862,078	1,294,591,018	1,394,422,614	1,400,017,030	1,422,546,008	22,47,01,424	22,61,52,142	26,39,23,554	30,20,54,326	26,48,87,438
	Tons 816,156	834,048	855,990	880,268	865,170					
Total Gunny cloth	Yards 1,254,351,871	1,348,742,513	1,456,288,126	1,461,380,994	1,503,127,686	21,31,87,296	23,74,54,958	28,27,74,655	31,80,09,084	23,45,58,923
	Tons 339,230	369,376	409,968	399,713	426,011					
Rope and twine	Cwts. 64,475	74,008	78,793	84,139	101,474	12,00,278	19,63,867	28,01,489	25,70,789	26,81,719
Other kinds	" 1,598	2,573	3,298	4,464	1,034	62,801	66,629	1,00,267	1,28,551	33,160
Total Jute manufactures (including twist and yarn)	Value —	—	—	—	—	40,49,41,510	42,28,35,890	51,76,66,498	53,83,98,269	53,18,08,673
Total Jute, raw and manufactures	" —	—	—	—	—	68,02,26,149	62,28,42,218	80,85,96,878	86,78,55,572	79,96,12,812
Rhea, Ramie or China grass	Cwts. —	65	—	—	—	—	1,359	—	—	—
Silk—										
Mulberry silk, excluding tasar and other wild silks—										
Raw	Lbs. 173,493	190,500	122,989	130,430	116,876	26,33,780	32,91,279	18,93,592	29,33,681	17,03,026
Chasam or waste	" 804,194	1,074,238	847,887	671,696	512,773	9,23,977	12,99,635	10,27,732	7,59,638	7,21,657
Cocoons	" 48,935	96,130	141,805	130,994	87,204	82,042	1,67,117	2,52,765	2,02,945	1,70,720
Wild silk, tasar, munga, eri, and others—										
Raw	" —	801	27,987	1,600	3,983	—	16,500	1,89,800	2,700	6,656
Chasam or waste	" 206,045	227,004	477,950	499,881	537,814	1,57,980	1,75,302	4,52,664	5,33,505	5,84,446
Cocoons	" 12,299	30,894	27,828	31,730	36,322	14,479	71,559	40,515	42,330	52,714
Total Silk, raw	" 1,244,966	1,619,667	1,646,426	1,466,331	1,294,972	38,17,258	50,21,392	38,06,368	35,74,799	32,39,518
Manufactures—										
Goods of silk mixed with other materials	Yards 78,603	31,378	105,076	191,122	149,926	1,20,916	38,351	95,674	1,99,880	1,72,291
Silk piece goods	" 52,985	155,296	80,742	56,402	44,384	99,249	3,17,227	1,62,162	80,948	89,114
Thread for sewing	Lbs. 1,203	9,591	2,358	250	1,002	19,430	62,649	17,275	2,200	6,400
Other sorts	" 1,458	1,190	11,435	4,442	341	3,361	8,827	19,690	18,260	3,692
Total Silk manufactures	Value —	—	—	—	—	2,42,956	4,27,054	2,94,801	3,01,238	2,68,497
Total Silk, raw and manufactures	" —	—	—	—	—	40,60,214	54,48,446	41,01,669	38,76,037	35,08,015
Wool—										
Raw	Lbs. 52,795,436	36,600,957	52,798,747	43,409,799	44,791,694	4,41,43,267	3,17,48,608	5,07,08,429	3,79,83,245	3,93,14,109
Manufactures—										
Carpets and rugs	" 4,145,452	4,174,135	5,710,449	3,875,654	3,845,761	86,29,854	81,19,068	1,12,04,339	77,97,424	71,58,722
Piecegoods	Yards 14,300	12,511	23,417	8,519	31,130	45,268	31,911	55,041	24,117	57,356
Shawls	Number 767	1,089	2,380	1,798	6,906	7,115	66,132	19,286	13,269	50,776
Other sorts	Lbs. 312,600	70,048	220,741	182,509	239,977	1,59,150	45,829	1,49,096	1,24,466	2,47,079
Total Woollen manufactures	Value —	—	—	—	—	98,41,387	82,62,940	1,14,26,612	79,59,276	75,13,933
Total Wool and Woollens	" —	—	—	—	—	5,39,84,654	4,00,11,548	6,21,33,041	4,59,47,521	4,68,28,042
Other textiles—										
Raw	Cwts. 604	621	2,307	15	—	9,007	10,250	33,050	247	—
Manufactured	Value —	—	—	—	—	—	—	1,002	3,020	12,343
TOTAL TEXTILE RAW MATERIALS	" —	—	—	—	—	99,88,24,567	1,23,95,73,644	1,27,09,80,559	1,39,84,58,324	91,00,53,410
TOTAL YARNS AND TEXTILE FABRICS	" —	—	—	—	—	54,62,77,321	54,17,80,358	64,26,70,599	63,39,73,136	64,80,62,511
TOTAL TEXTILES, RAW AND MANUFACTURES	" —	—	—	—	—	1,54,51,01,888	1,78,13,54,002	1,92,26,60,148	2,08,74,36,460	1,55,81,15,921

No. 11—concluded

TOTAL EXPORTS of ARTICLES of INDIAN MERCHANDISE—concluded.

ARTICLES	QUANTITY					VALUE				
	1922-23	1923-24	1924-25	1925-26	1926-27	1922-23	1923-24	1924-25	1925-26	1926-27
Tobacco—										
Unmanufactured . . . Lbs.	21,596,323	32,915,829	43,196,182	37,193,250	28,892,986	73,50,261	95,97,709	1,18,59,474	1,05,03,396	97,09,41
Manufactured—										
Cigars	318,173	351,331	327,183	403,109	290,716	4,19,593	3,98,419	3,74,087	3,68,862	3,30,33
Cigarettes	47,745	10,068	82,739	144,687	238,050	53,048	14,512	95,793	1,03,914	2,37,92
Other sorts	1,086,970	713,869	584,161	307,023	334,911	5,44,910	2,86,661	1,75,541	99,845	1,37,55
Total Tobacco	23,049,211	38,991,587	44,140,165	38,048,069	29,798,613	82,67,812	1,02,97,801	1,25,03,894	1,11,40,017	1,04,15,22
Toys and requisites for games and sports, including fishing tackle (other than firearms) Value	—	—	—	—	—	2,07,684	2,65,936	2,73,289	2,47,474	2,95,38
Umbrellas, including parasols and sun-shades Number	51,811	46,059	64,501	98,279	143,916	1,60,036	1,28,138	1,46,576	2,02,731	2,78,271
Vehicles, excluding Locomotives, etc., for Railways—										
Carriages and carts	100	45	49	65	396	62,440	32,665	16,900	7,975	6,304
Parts of carriages and carts Value	—	—	—	—	—	10,575	26,464	17,940	1,790	3,684
Ships, parts of (including Launches and Boats)	—	—	—	—	—	18,695	4,599	24,930	32,998	17,531
Other sorts	—	—	—	—	—	—	—	70	—	—
Total vehicles, etc.	—	—	—	—	—	91,710	63,728	59,840	42,663	27,527
Wax of all kinds, other than Paraffin Wax excluding candles Cwts.	12,685	62,636	21,414	7,385	28,116	4,65,031	16,45,337	6,94,349	5,49,703	9,88,127
Wood and Timber—										
Teak wood Cubic Tons	29,196	40,997	47,455	64,175	53,893	80,13,999	1,06,94,024	1,16,23,082	1,69,75,241	1,40,44,978
Other timber (a)	3,230	4,067	3,406	—	—	3,47,642	4,05,342	3,71,424	—	—
Firewood Tons	1,560	2,879	3,147	3,337	733	31,806	57,898	69,770	83,425	18,358
Ebony (b) Value	—	—	—	—	—	6,748	11,412	—	—	—
Sandal Tons	501	739	924	979	866	3,43,406	11,22,143	15,98,369	17,25,602	14,87,624
Other kinds of wood and timber Value	—	—	—	—	—	1,59,123	1,76,403	2,02,546	5,67,798	4,61,998
Manufactures of wood, other than furniture and cabinet-ware	—	—	—	—	—	2,52,010	2,42,310	2,32,502	2,12,041	1,91,009
Total Wood and Timber	—	—	—	—	—	96,54,724	1,27,09,332	1,40,96,693	1,95,74,015	1,62,03,967
Postal Articles	—	—	—	—	—	2,37,67,035	2,46,75,646	2,64,10,691	2,71,13,166	2,49,68,754
All other articles of Merchandise—										
Unmanufactured	—	—	—	—	—	31,33,844	31,37,812	49,11,760	53,34,137	39,25,063
Manufactured	—	—	—	—	—	10,56,623	20,57,308	20,13,739	16,63,410	19,78,541
GRAND TOTAL (exclusive of Government Stores)	—	—	—	—	—	1,99,16,19,322	3,48,83,61,245	3,84,66,53,086	3,74,84,21,200	3,01,43,58,28
GRAND TOTAL of exports of Government Stores	—	—	—	—	—	1,19,01,479	1,27,69,768	1,53,64,647	1,29,79,339	1,31,38,661

(a) Included in "other kinds of wood and timber" from 1925-26.
(b) Discontinued from 1924-25 and included under "other kinds of wood and timber."

ABSTRACT TABLES
RE-EXPORTS

(68)

No. 12

TOTAL EXPORTS of ARTICLES of BRITISH and FOREIGN MERCHANDISE

ARTICLES	QUANTITY					VALUE				
	1922-23	1923-24	1924-25	1925-26	1926-27	1922-23	1923-24	1924-25	1925-26	1926-27
Animals, living—										
Horses Number	73	70	137	108	108	R 5,02,725	R 2,80,850	R 6,82,150	R 4,20,715	R 3,31,600
Other kinds "	120	215	84	47	50	22,887	44,552	21,525	7,114	10,090
Total Animals, living	193	285	221	155	158	3,85,612	3,25,402	7,03,675	4,27,829	3,41,690
Apparel (including drapery, uniforms, accoutrements, but excluding hosiery and boots and shoes) Value	—	—	—	—	—	35,72,237	29,45,281	22,84,156	21,67,235	16,99,355
Arms, ammunition, and military stores—										
Firearms and parts thereof "	—	—	—	—	—	70,572	93,989	1,35,521	1,08,945	1,06,639
Gunpowder (a) Lbs.	300	600
Dynamite, and all other explosives Cwts.	148	11	9	6	2	28,724	1,135	1,378	1,303	80
Other sorts Va.	—	—	—	—	—	28,002	16,349	13,205	12,256	8,709
Total Arms, ammunition, and Military stores	—	—	—	—	—	1,36,898	1,11,473	1,50,104	1,22,504	1,15,428
Art, works of (other than pictures) "	—	—	—	—	—	40,515	33,960	4,74,466	25,719	20,911
Books printed, and printed matter (not being stationery), including maps and charts Cwts.	1,763	1,780	1,921	1,712	1,420	4,43,787	4,58,000	3,03,199	3,87,601	3,30,614
Boots and shoes Pairs	16,470	13,712	8,909	10,132	11,141	1,24,119	80,200	45,232	54,937	42,891
Building and Engineering materials, other than of iron, steel, or wood Value	—	—	—	—	—	1,03,079	84,840	74,147	37,672	33,808
Candles of all kinds Lbs.	3,451	6,284	5,551	1,360	647	2,312	3,710	3,267	697	338
Canes and rattans Cwts.	383	600	359	689	407	18,512	26,030	21,872	42,991	20,157
Chemicals and chemical preparations (excluding chemical manures and medicines)—										
Aluminous sulphates (including alum) Cwts.	3,166	3,254	1,652	1,482	558	45,789	42,144	22,827	16,834	6,988
Ammonia and salts thereof "	1,675	1,292	1,437	912	533	91,481	68,623	54,014	30,909	14,548
Arsenic and its oxides "	599	120	34	31	56	24,195	5,883	1,505	1,323	3,720
Sulphuric acid "	684	1,066	2,811	4,623	517	32,356	37,643	45,420	73,077	7,232
Other sorts Value	—	—	—	—	—	3,37,247	2,99,373	1,81,867	2,43,273	2,78,349
Total Chemicals	—	—	—	—	—	5,81,068	4,53,671	3,05,633	3,65,416	2,90,737
Chinese and Japan ear-ware (including lacquered-ware, but excluding earthenware and porcelain) "	—	—	—	—	—	29,487	21,382	16,353	27,033	51,027
Clocks and Watches and parts thereof—										
Clocks and watches Number	5,968	2,734	1,338	2,314	2,301	1,02,595	30,792	13,913	12,312	44,406
Parts of clocks and watches Value	—	—	—	—	—	287	12,085	7,117	1,050	950
Coal and coke Tons	50,920	56,264	65,004	46,652	38,278	19,30,765	17,18,383	18,91,808	11,26,152	8,66,395
Coffee Cwts.	21,020	18,172	5,399	5,163	6,752	8,12,842	7,11,723	2,31,346	2,29,339	3,46,994
Coral (b) Lbs.	320	1,258	—	—	—	2,000	6,250	—	—	—
Cordage and rope of vegetable fibre (excluding jute and cotton) Cwts.	333	375	396	219	435	18,219	34,449	13,818	10,911	18,335
Cutlery Value	—	—	—	—	—	8,28,954	6,74,800	4,77,200	3,51,133	2,72,053
Drugs and Medicines (excluding chemicals and narcotics)—										
Asafoetida Cwts.	1,675	1,702	868	1,547	1,350	1,30,091	1,08,134	63,287	95,966	77,836
Camphor Lbs.	38,439	27,765	16,585	20,216	25,236	1,23,949	84,686	42,856	50,855	55,730
Cassia lignea Cwts.	8,865	5,111	4,295	2,614	3,512	2,71,197	1,37,292	1,09,259	64,637	85,325
Quinine Salts—										
Quinine sulphate or bisulphate Lbs.	1,317	1,330	121	289	200	42,056	37,545	5,020	6,959	6,447
Quinine Hydrochloride or dihydrochloride "	62	905
Quinine, others "	127	1,227	112	336	170	850	3,207	2,325	2,300	3,150
Other sorts of drugs and medicines Value	—	—	—	—	—	3,07,007	3,06,085	2,28,376	2,00,729	1,95,127
Total Drugs and Medicines	—	—	—	—	—	3,75,170	6,76,849	4,51,553	4,21,943	4,24,520

(a) Shown under "other sorts of Arms, ammunition and military stores" from 1924-25.
(b) Included in "All other articles manufactured" from 1924-25.

No. 12—continued

TOTAL EXPORTS of ARTICLES of BRITISH and FOREIGN MERCHANDISE—continued

ARTICLES	QUANTITY					VALUE				
	1922-23	1923-24	1924-25	1925-26	1926-27	1922-23	1923-24	1924-25	1925-26	1926-27
Dyeing and Tanning substances—						R	R	R	R	R
Cochineal . . . Cwts.	106	105	603	143	66	12,956	11,737	65,448	15,714	9,906
Catch and gambier . . . "	257	114	237	222	118	12,716	6,555	12,390	11,516	7,139
Dyes obtained from coal tar—										
Alizarine . . . Lbs.	1,526	58,104	4,889	34,352	4,069	2,303	73,477	6,519	24,196	2,431
Aniline . . . "	215,808	334,534	311,935	2,33,459	311,941	8,58,854	7,63,343	6,23,251	5,27,690	4,32,112
Others . . . "	224	896
Saffron . . . "	8,439	21,433	12,525	6,032	11,367	52,245	1,24,591	36,604	35,970	44,632
Other sorts . . . Cwts.	1,516	1,232	979	732	1,776	34,655	1,13,881	53,503	45,576	77,104
Total Dyeing and Tanning substances . . . Value	—	—	—	—	—	10,24,624	10,93,584	8,47,715	7,10,862	5,73,324
Earthenware and porcelain (including pipes of earthenware) . . . Value	—	—	—	—	—	4,84,399	4,24,134	4,66,527	3,10,913	2,05,507
Electroplated ware . . . "	—	—	—	—	—	1,18,029	1,37,944	55,768	68,935	54,034
Fireworks . . . "	—	—	—	—	—	27,822	6,443	13,197	26,116	19,766
Fish (excluding canned fish)—										
Fish, dry, unsalted (a) . . . Cwts.	440	11	—	—	—	6,865	225	—	—	—
" " salted (a) . . . "	644	7,690
Fish, dry, salted or unsalted . . . "	—	—	67	233	170	—	—	3,300	7,325	4,903
Fishmaws and sharkfin . . . "	5,700	5,360	3,273	3,321	2,919	12,01,125	11,43,340	7,44,316	5,53,950	5,85,575
Total Fish . . . "	6,784	5,371	3,340	3,604	3,089	12,15,630	11,43,565	7,47,616	6,61,275	5,90,477
Fruits and Vegetables—										
Fresh fruits and vegetables . . . Value	—	—	—	—	—	610	..	868	10,931	54,078
Fruits and vegetables: dried, salted, or preserved—										
Dates . . . Tons	709	2,082	1,065	1,292	890	1,79,323	3,55,850	2,12,465	2,23,293	1,73,365
Other sorts . . . "	6,063	1,961	1,740	1,785	1,456	77,22,352	17,77,753	13,83,095	14,89,750	11,46,072
Total Fruits and Vegetables Value	—	—	—	—	—	79,02,290	21,33,603	15,95,923	17,26,004	13,73,515
Furniture and Cabinetware . . . "	—	—	—	—	—	3,16,097	4,07,823	1,53,330	1,64,456	1,30,231
Glass and Glassware—										
Beads and false pearls . . . Cwts.	558	858	941	901	504	1,10,853	1,23,020	1,29,379	32,616	51,332
Bottles . . . Gross	3,481	2,252	5,550	5,243	2,992	23,279	34,702	41,937	42,721	24,933
Sheet and plate . . . Supl. feet	66,604	44,511	57,009	74,091	50,327	22,821	21,133	25,739	37,545	26,920
Other glassware . . . Value	—	—	—	—	—	9,41,474	7,32,163	6,87,307	5,24,679	3,82,725
Total Glass and Glassware . . . "	—	—	—	—	—	11,03,432	9,11,063	8,84,322	6,37,561	4,85,960
Grain, Pulse, and Flour—										
Rice not in the husk . . . Tons	175	299	31	35	19	34,468	73,661	6,630	3,370	4,235
Wheat . . . "	85	15,923
Other sorts . . . "	51	14	17	3,890	3,020	3,660	100	32
Total Grain, Pulse, and Flour . . . "	311	313	48	35	19	59,236	76,681	10,540	3,470	4,317
Gums and Resins—										
Arabic . . . Cwts.	13,525	23,302	13,137	20,605	15,150	4,43,197	7,26,622	5,34,573	5,63,147	5,04,634
Benjamin . . . "	1,120	1,100	574	649	366	54,771	55,959	31,678	35,370	21,147
Olibanum or frankincense . . . "	15,576	13,936	14,324	16,333	16,737	4,64,674	5,66,991	5,14,762	5,54,933	5,20,567
Resin . . . "	936	782	829	499	544	19,332	15,349	17,424	11,193	13,619
Other sorts . . . "	27,137	12,973	12,207	13,692	13,943	11,12,377	5,70,530	5,29,757	4,35,932	6,65,757
Total Gums and Resins . . . "	58,294	57,653	46,621	52,283	46,795	20,99,901	19,35,451	16,23,194	16,06,185	17,25,724
Hardware (excluding Cutlery and Electroplated ware) . . . Value	—	—	—	—	—	25,41,044	22,72,279	25,21,313	25,75,547	23,94,103

(a) Increase in crested "fish, dry salted and unsalted" from 1924-25.

ABSTRACT TABLES
RE-EXPORTS

(70)

No. 12—continued

TOTAL EXPORTS of ARTICLES of BRITISH and FOREIGN MERCHANDISE—continued.

ARTICLES	QUANTITY					VALUE				
	1922-23	1923-24	1924-25	1925-26	1926-27	1922-23	1923-24	1924-25	1925-26	1926-27
Hides and skins, raw—						R	R	R	R	R
Skins, raw	Tons 194 =Number =762,107	374 =1,175,550	468 =1,496,872	329 =1,278,221	346 =2,138,251	67,38,981	98,01,938	1,40,20,801	1,11,09,800	1,18,56,028
Hops (a)	Owls. ..	4	—	—	—					
Horns, tips and pieces of horn (a)	35	92	567	450	16	48,900	77,516	52,482	48,975	925
Instruments, Apparatus, and Appliances, and parts thereof—										
Electrical	Value	—	—	—	—	5,61,559	5,41,012	5,32,835	3,84,241	5,71,202
Musical—										
Talking machines and accessories	—	—	—	—	—	44,838	71,579	1,19,173	76,837	26,274
Other sorts	—	—	—	—	—	92,826	79,184	68,263	93,793	87,516
Total Musical	—	—	—	—	—	1,37,664	1,50,763	1,87,436	1,70,130	1,13,790
Optical	—	—	—	—	—	46,981	36,357	15,940	9,850	29,309
Photographic	—	—	—	—	—	1,90,812	79,751	2,24,718	1,28,071	1,14,079
Other kinds	—	—	—	—	—	1,44,564	1,67,239	2,41,111	2,87,228	2,30,776
Total Instruments, Apparatus, and Appliances, and parts thereof	—	—	—	—	—	10,81,080	9,75,122	12,12,040	9,29,520	10,50,158
Ivory—										
Unmanufactured	Lbs. 143,853	94,703	50,952	52,237	27,853	9,09,538	5,76,561	3,29,678	2,98,298	1,66,964
Manufactured	Value	—	—	—	—	27,412	2,431	1,719	1,010	30,135
Total Ivory	—	—	—	—	—	9,36,950	5,79,042	3,31,397	2,99,308	1,97,099
Jewellery (excluding imitation jewellery and precious stones and pearls, unset), also plate of gold and silver—										
Jewellery	Value	—	—	—	—	28,189	51,028	48,564	27,935	1,04,991
Plate of gold and silver	—	—	—	—	—	3,41,198	2,61,930	2,20,940	1,84,136	1,79,327
Total Jewellery, also plate of gold and silver	—	—	—	—	—	3,69,382	3,13,008	2,69,504	2,12,071	3,44,318
Leather—										
Hides, tanned or dressed	Tons ..	3 =350	14 =3,198	6 =1,200	.. 10	22,79,922	28,05,079	18,86,987	10,51,572	1,43,412
Skins, tanned or dressed	Tons =Number =227,281	112 =326,544	65 =253,346	44 =127,533	8 =24,311					
Unwrought	Owls. 109	41	179	189	37	14,246	9,044	29,912	54,486	14,598
Manufactures (excluding boots and shoes)	Value	—	—	—	—	1,93,616	2,35,843	1,37,002	1,01,275	1,00,544
Total Leather	—	—	—	—	—	24,92,784	30,57,666	20,91,587	12,19,383	2,59,004
Liquors—										
Ale, beer, and porter	Gallons 14,014	9,173	26,130	10,886	12,969	48,947	30,605	65,227	37,914	29,347
Cider, and other fermented liquors	99	45	23	32	81	2,374	339	133	243	472
Spirit—										
Brandy	817	835	828	964	672	32,991	21,480	20,957	11,891	10,059
Whisky	4,303	1,955	3,376	1,313	617	1,49,577	55,384	73,550	28,807	11,805
Other sorts of spirit	7,929	16,758	31,161	22,909	12,673	55,334	59,193	93,182	84,476	25,898
Total Spirit	13,549	19,548	35,365	25,186	13,962	2,38,402	1,36,057	1,87,689	1,24,474	47,763

(a) Included in "all other articles unmanufactured" from 1924-25.
(b) Figures prior to 1925-26 include "horn meal".

No. 12—continued

TOTAL EXPORTS of ARTICLES of BRITISH and FOREIGN MERCHANDISE—continued.

ARTICLES	QUANTITY					VALUE				
	1922-23	1923-24	1924-25	1925-26	1926-27	1922-23	1923-24	1924-25	1925-26	1926-27
Liquors—continued						£	£	£	£	£
Wines—										
Champagne and other sparkling wines Gallns	525	264	95	70	444	20,536	9,921	3,373	2,698	12,010
Port and other still red wines "	1,327	2,536	663	529	456	25,071	33,522	13,643	7,010	6,258
Sherry and other still white wines "	1,395	586	311	103	544	33,157	14,145	7,397	3,320	6,469
Other sorts, including Vermouth and Ginger wine "	1,113	310	873	187	94	14,909	5,607	10,039	2,550	1,373
Total Wines	4,360	3,646	1,947	889	1,540	93,723	63,235	34,902	14,578	26,110
Total Liquors	32,022	32,412	63,466	36,993	28,552	3,33,446	2,30,236	2,37,901	1,77,409	1,03,691
Machinery and Millwork—										
Prime-movers (other than electrical)—										
Locomotives (excluding those for railways) . Value	—	—	—	—	—	60	1,300	—	—	30
Others	—	—	—	—	—	1,40,268	38,856	24,310	31,587	91,313
Electrical machinery of all kinds	—	—	—	—	—	1,76,191	91,599	1,49,703	1,69,940	1,63,785
Other sorts of machinery	—	—	—	—	—	17,04,143	7,07,549	15,83,033	14,91,633	12,20,663
Total Machinery and Millwork	—	—	—	—	—	20,20,662	9,29,304	17,57,055	16,93,210	14,80,796
Matches Gross of boxes	699,000	500,599	271,167	272,277	89,710	12,08,713	11,07,823	6,17,863	6,04,423	2,09,940
Mats and Matting Sq. yards	39,823	46,968	34,523	32,143	43,247	42,474	46,036	36,995	29,279	31,033
Metals and Ores—										
Brass, Bronze, and similar alloys, wrought—										
Mixed or yellow metal for sheathing . Cwts.	2,718	1,017	1,324	501	463	2,11,432	74,547	89,516	33,091	23,407
Other sorts	425	319	293	481	671	63,443	55,002	43,142	40,684	55,379
Total	3,143	1,336	1,616	982	1,134	2,74,875	1,29,549	1,32,658	82,775	81,786
Copper—										
Unwrought—										
Tiles, ingots, cakes, bricks and slabs (a)	40	300	—	—	—	2,793	18,055	—	—	—
Unwrought all sorts	—	—	45	1	324	—	—	2,941	50	4,430
Wrought—										
Sheets and other manufactures	2,517	4,405	5,371	4,133	5,167	2,11,370	3,37,464	4,05,526	2,75,969	3,16,931
Total Copper	2,557	4,705	5,316	4,134	5,491	2,14,172	3,55,519	4,08,467	2,76,019	3,20,411
Iron or steel—										
Wrought—										
Anchors and cables . Tons	13	16	20	26	11	9,312	9,750	10,623	11,035	11,976
Angle, bolt, and rod	13	73	82	41	110	6,395	20,800	20,198	14,041	24,499
Bars and channel	534	736	333	193	229	1,62,861	2,12,953	1,21,334	69,233	66,623
Hoops and strips	129	180	144	87	167	63,977	74,546	62,373	35,579	54,927
Nails, screws, rivets, and washers	184	166	164	85	70	1,10,556	90,105	81,302	44,316	30,991
Old, for re-manufacture	3,428	10,971	20,442	14,635	21,751	3,51,667	4,33,932	7,33,713	5,16,342	7,21,166
Pipes and fittings, cast	17	1	25	9	29	13,915	1,147	10,204	5,203	14,413
Sheets and plates—										
Galvanised	132	301	143	130	160	47,997	1,12,649	45,241	42,133	51,093
Tinned	83	58	77	24	172	41,207	28,563	29,206	9,397	77,135
Not galvanised or tinned	8	28	145	36	33	2,515	3,794	42,262	9,373	37,177
Tubes, pipes, and fittings, wrought	122	54	96	60	32	36,062	34,393	41,403	23,729	15,061
Wire	80	136	81	100	37	59,394	63,622	22,074	40,735	13,941
Other manufactures of iron or steel	161	192	303	393	422	70,517	81,304	66,973	43,332	1,17,236
Total iron or steel	9,604	12,912	22,107	15,379	23,273	10,26,375	11,77,563	13,53,113	9,01,153	12,36,297

(a) Included in the head "unwrought all sorts" from 1924-25.

ABSTRACT TABLES
RE-EXPORTS

(72)

No. 12—continued

TOTAL EXPORTS of ARTICLES of BRITISH and FOREIGN MERCHANDISE—continued.

ARTICLES	QUANTITY					VALUE				
	1922-23	1923-24	1924-25	1925-26	1926-27	1922-23	1923-24	1924-25	1925-26	1926-27
Metals and Ores—continued										
Lead—										
Unwrought—										
Ore Tons	2	1	..	1,205	..	25	340	1,298
Pig Cwts.	153	11,211	284	108	77	3,650	1,75,338	6,118	2,265	1,964
Other sorts "	789	3,160	3,375	1,854	405	28,021	51,013	51,309	40,410	7,750
Wrought, all sorts "	557	842	1,023	856	619	20,140	31,878	49,606	11,464	21,844
Total Lead (excluding Ore) "	1,499	15,213	4,682	2,318	1,101	51,811	2,58,229	1,07,028	54,139	31,558
Quicksilver Lbs.	4,122	4,053	3,820	767	1,413	12,208	10,076	8,140	2,364	3,497
Tin—										
Unwrought (blocks, ingots, bars, and slabs) Cwts.	278	6,684	5,187	4,394	2,312	35,666	85,101	1,73,252	1,65,359	1,48,573
Zinc or spelter—										
Unwrought (a) "										
Wrought or manufactured (a) "	45	106	—	—	—	1,848	4,223	—	—	—
Other sorts (a) "	..	1,159	—	—	—	..	4,634	—	—	—
Zinc or spelter "	—	—	97	431	246	—	—	5,741	11,345	4,748
Total Zinc or spelter "	2,236	1,265	97	431	246	14,667	8,857	5,741	11,345	4,748
Metals, unenumerated "	2,321	3,607	2,359	2,810	5,442	4,36,880	6,25,510	5,13,059	4,37,211	4,52,250
Ores, unenumerated Tons	2	9	..	1	..	30	48	..	120	..
Total Metals and Ores "	10,512	14,568	23,124	16,660	24,084	20,67,894	26,50,450	27,01,488	19,30,823	22,80,418
Oils—										
Animal Gallons										
Essential "	289	413	712	554	821	20,123	33,448	72,633	27,103	5,413
Mineral—										
Kerosene "	32,317	2,679,978	11,558	3,544	3,625	26,037	17,25,299	9,460	8,610	3,547
Other kinds "	4,899,159	7,877,600	4,622,599	5,375,337	5,260,532	12,23,935	18,45,372	14,54,364	13,24,222	20,40,228
Vegetable, non-essential—										
Linseed "	2,712	3,767	2,201	1,115	1,434	10,362	15,685	8,612	3,837	4,591
Other sorts "	200	6	60	1,710	174	1,332	50	297	9,521	536
Total Oils "	4,934,677	10,561,764	4,637,635	5,387,338	5,265,843	12,84,789	36,19,854	15,46,869	18,73,507	20,54,315
Oil-cloth and Floor-cloth Sq. yards	24,588	4,137	3,638	6,598	8,258	62,790	5,404	6,199	10,128	14,673
Paints and Colours Cwts.	4,307	2,425	3,231	4,243	2,901	2,18,462	2,02,520	2,21,216	8,00,706	1,37,386
Papers and Pasteboard—										
Paper—										
Printing paper "	1,599	2,761	3,006	2,996	761	51,885	84,953	87,049	69,667	12,305
Writing paper and envelopes Value	—	—	—	—	—	2,82,202	1,42,468	88,271	66,526	48,136
Other kinds of paper (including paper manufactures) Cwts.	7,325	6,333	5,504	4,191	3,224	1,77,433	1,36,545	90,847	71,758	51,199
Pasteboard, millboard, and cardboard of all kinds "	176	284	74	102	197	3,085	5,688	2,372	2,267	5,611
Total Paper and Pasteboard Value	—	—	—	—	—	5,14,605	3,69,654	2,63,489	2,13,213	1,23,251
Perfumery (not being perfumed spirits) "	—	—	—	—	—	82,236	1,05,314	97,531	85,619	76,142
Pitch, Tar, and Dammer Cwts.	1,016	998	662	807	859	14,786	13,867	10,920	9,744	9,871
Precious stones and Pearls, unset Value	—	—	—	—	—	9,22,618	2,43,205	1,94,845	3,34,900	3,60,025
Printing and lithographic machinery and materials (excluding paper) "	—	—	—	—	—	76,530	41,514	44,951	46,594	60,914

(a) Included in the head "Zinc or spelter" from 1924-25.

No. 12—continued

TOTAL EXPORTS of ARTICLES of BRITISH and FOREIGN MERCHANDISE—continued.

ARTICLES	QUANTITY					VALUE				
	1922-23	1923-24	1924-25	1925-26	1926-27	1922-23	1923-24	1924-25	1925-26	1926-27
Prints, Engravings, and Pictures . Value	—	—	—	—	—	78,353	1,29,225	49,128	40,340	28,220
Provisions and Oilman's stores (excluding fish and fruits and vegetables) Cwts.	7,264	7,840	6,298	8,888	5,768	4,78,961	4,99,621	3,26,064	4,98,182	3,61,451
Railway Plant and Rolling-stock . Value	—	—	—	—	—	84,581	81,862	1,39,513	84,096	83,805
Rubber—										
Raw Lbs.	195	2,912	1,208	3,136	1,792	108	115	220	4,124	1,800
Manufactures . Value	—	—	—	—	—	2,24,786	3,45,894	2,49,090	2,49,098	1,92,919
Salt Tons	1	141	432	119	20	..
Seeds "	24	17	23	12	52	16,523	16,898	22,098	15,797	28,935
Shells and Cowries Value	—	—	—	—	—	96,675	1,32,651	24,476	50,464	38,420
Soap Cwts.	4,862	3,662	1,557	973	777	1,98,273	1,50,340	74,488	37,236	38,698
Specimens illustrative of natural science . Value	—	—	—	—	—	1,550	1,811	5,875	4,882	738
Spices—										
Betelnuts (a) Cwts.	77	41	—	—	—	2,965	1,260	—	—	—
Cardamoms "	507	190	112	173	79	92,315	60,530	47,781	65,067	20,615
Cloves "	25,891	10,560	25,645	29,210	8,873	16,36,743	7,26,517	17,78,202	19,26,591	4,97,500
Ginger (a) "	89	308	—	—	—	2,822	9,256	—	—	—
Nutmegs "	229	234	346	171	186	11,954	11,799	21,280	10,865	6,548
Pepper (a) "	123	41	—	—	—	5,798	1,800	—	—	—
Other sorts "	215	199	618	413	667	7,564	6,319	22,858	17,035	22,644
Total Spices "	28,881	11,578	26,721	29,967	9,255	17,60,131	8,17,011	18,70,121	20,10,668	5,57,893
Stationery (excluding paper) . Value	—	—	—	—	—	3,62,089	3,19,454	2,69,134	2,18,283	1,78,890
Stone and Marble . Tons	34	42	14	15	44	25,266	17,008	15,102	10,565	15,084
Sugar—										
Sugar 16 Dutch standard and above . Tons	62,962	35,801	21,990	16,898	12,006	2,62,35,348	1,60,67,101	91,48,400	50,12,362	33,63,317
Sugar 15 Dutch standard and below . "	..	1	100
Confectionery "	51	19	107	41	16	88,937	38,838	1,26,344	51,767	16,789
Molasses (including Palmyra and Cane Jaggery) "	1,050
Total Sugar "	63,013	35,821	22,097	16,939	12,022	2,63,19,335	1,61,06,039	92,75,794	50,64,129	33,80,056
Tea—										
Black Lbs.	182,239	385,627	188,534	211,262	104,052	1,32,707	3,00,538	1,54,274	1,75,495	80,019
Green "	22,640	4,770	124,540	110,990	35,510	25,796	5,365	1,17,264	1,03,716	45,408
Total Tea "	204,879	390,397	313,074	322,252	139,562	1,59,413	3,05,901	2,71,538	2,79,211	1,25,422
Textiles—										
Cotton—										
Raw Tons	6,095	6,753	11,829	8,019	2,024	1,12,12,432	1,35,27,739	2,40,57,111	1,62,08,133	36,39,386
Twist and yarn Lbs.	1,479,885	1,543,445	966,888	1,002,329	910,889	23,08,728	21,86,849	16,09,355	18,95,082	11,47,619
Manufactures—										
Canvas Yards	28,980	20,943	34,910	37,416	8,850	33,001	27,792	37,307	37,746	6,814
Handkerchiefs and shawls in the piece No.	244,030	122,629	31,000	67,842	56,939	2,54,232	92,731	17,390	44,463	32,991
Hosiery Value	—	—	—	—	—	8,03,412	7,19,279	4,48,620	3,62,641	3,18,948
Lace and patent net Yards	16,853	17,401	11,165	8,372	1,250	8,650	12,499	4,837	4,720	690
Piece goods—										
Grey (unbleached) "	51,752,144	41,137,070	32,964,100	15,750,354	11,730,590	2,07,40,759	1,56,85,136	1,34,18,566	58,16,523	36,78,573
White (bleached) "	6,732,310	6,652,375	6,662,991	7,329,370	5,830,362	31,52,287	29,27,599	28,95,243	29,73,625	19,59,470

(a) Included in "Other sorts" from 1924-25.

ABSTRACT TABLES
RE-EXPORTS

(74)

No. 12—continued

TOTAL EXPORTS of ARTICLES of BRITISH and FOREIGN MERCHANDISE—continued.

ARTICLES	QUANTITY					VALUE				
	1922-23	1923-24	1924-25	1925-26	1926-27	1922-23	1923-24	1924-25	1925-26	1926-27
						£	£	£	£	£
Textiles—continued										
Cotton—continued										
Manufactures—continued										
Piece-goods—continued										
Coloured, printed, or dyed . . . Yards	16,020,970	13,278,083	14,627,702	12,314,009	11,926,281	89,87,787	67,97,340	70,76,194	54,13,188	50,51,511
Forts of all descriptions . . . "	65,696	10,105	57,585	30,520	69,104	58,095	4,300	24,745	10,897	26,274
Total Piece-goods . . . "	74,571,120	61,077,688	54,312,378	35,424,262	29,056,327	3,29,38,922	2,54,14,425	2,34,14,743	1,42,14,228	1,07,15,828
Rope . . . Lbs.	2,243	1,282	2,236	595	1,123	1,045	2,077	1,810	2,007	704
Thread, sewing . . . "	75,897	74,343	98,590	71,010	82,296	1,59,524	1,88,909	1,86,814	1,26,224	1,42,230
Other sorts of manufactures . . . "	137,946	69,541	208,113	56,172	44,752	2,04,806	72,815	1,70,581	57,210	45,314
Total Cotton manufactures (including twist and yarn) . . . Value	—	—	—	—	—	3,67,12,310	2,86,87,288	2,59,01,462	1,62,44,321	1,24,61,133
Total Cotton, raw and manufactures . . . "	—	—	—	—	—	4,79,24,792	4,21,95,025	4,99,58,578	3,24,52,459	1,61,00,519
Flax—										
Manufactures—										
Canvas (a) . . . Yards	3,029	2,860	—	—	—	4,911	9,783	—	—	—
Piece-goods . . . "	5,371	459	169	504	364	14,883	2,350	508	1,385	1,524
Other sorts (including bags and sacks) . . . Lbs.	9,513	14,166	14,427	16,185	23,922	19,286	20,339	28,616	41,335	28,316
Total Flax manufactures . . . Value	—	—	—	—	—	39,080	32,472	29,124	42,720	29,840
Haberdashery and Millinery . . . "	—	—	—	—	—	8,76,975	7,58,963	7,60,980	6,98,811	6,29,977
Hemp manufactures (excluding cordage)(b) . . . "	—	—	—	—	—	2,735	835	—	—	—
Jute manufactures (b) . . . "	—	—	—	—	—	3,980	3,000	—	—	—
Silk—										
Raw . . . Lbs.	41,774	48,955	109,166	44,356	44,778	1,72,119	3,17,634	2,58,693	72,880	1,23,663
Manufactures—										
Silk yarn, noils and warps . . . "	45,865	6,739	11,504	24,116	12,380	69,040	57,975	1,00,373	1,97,187	1,04,119
Goods of silk mixed with other materials . . . Yards	24,393	34,395	14,408	30,786	21,539	37,976	86,248	14,826	32,005	29,310
Silk piece-goods . . . "	296,278	184,658	210,039	107,006	126,607	4,86,250	3,43,337	3,16,196	1,64,706	1,62,640
Thread for sewing . . . Lbs.	2,080	1,590	6,841	2,205	334	11,540	12,980	38,386	31,400	2,010
Other sorts . . . "	18,803	4,387	1,921	1,066	2,165	35,402	1,07,333	21,370	11,882	40,093
Total Silk manufactures (including silk yarn) . . . Value	—	—	—	—	—	6,33,208	5,57,373	4,91,601	4,37,180	3,38,177
Total Silk, raw and manufactures . . . "	—	—	—	—	—	8,10,327	8,75,507	7,50,294	5,10,060	4,61,840
Wool—										
Raw . . . Lbs.	13,664,857	11,024,041	13,515,553	11,520,206	12,693,629	89,14,289	74,83,272	1,07,73,920	90,36,035	93,67,523
Manufactures—										
Piece-goods . . . Yards	223,257	152,582	112,146	123,980	103,489	9,40,133	3,78,470	2,75,430	2,59,991	2,59,526
Shawls . . . Number	6,419	9,021	6,289	7,792	5,150	38,723	33,986	35,847	52,584	25,078
Other sorts . . . Lbs.	1,375,196	1,912,372	2,196,049	2,414,729	2,238,353	66,98,351	90,58,340	1,03,40,370	1,12,59,034	85,75,071
Total Woollen manufactures . . . Value	—	—	—	—	—	76,77,207	94,70,796	1,06,51,647	1,15,71,609	88,59,675
Total Wool and woollens . . . "	—	—	—	—	—	1,65,91,476	1,69,54,068	2,14,25,567	2,08,07,644	1,82,27,203

(a) Included in "Other sorts" from 1924-25.
(b) "Other Textiles manufactured" from 1924-25.

No. 12—concluded

TOTAL EXPORTS of ARTICLES of BRITISH and FOREIGN MERCHANDISE—concluded

ARTICLES	QUANTITY					VALUE				
	1923-23	1923-24	1924-25	1925-25	1926-27	1923-23	1923-24	1924-25	1925-25	1926-27
Textiles—contd										
Other Textiles—										
Raw Cwts.	441	..	2	7,050	..	30
Manufactured . . Value	—	—	—	—	—	1,56,483	1,99,468	3,43,817	4,61,174	5,78,223
Total Textile Raw materials	—	—	—	—	—	2,03,05,920	2,13,28,645	3,50,89,754	2,53,17,053	1,31,30,577
Total Yarns and Textile Fabrics	—	—	—	—	—	4,61,06,928	3,96,90,693	3,31,78,631	2,94,55,815	2,28,92,030
Total Textiles, raw and manufactures.	—	—	—	—	—	6,64,12,848	6,10,19,338	7,32,68,385	5,47,72,868	3,60,22,607
Tobacco—										
Unmanufactured . . Lbs.	119,845	201,985	247,967	486	2,966	1,18,643	2,13,190	2,57,135	233	3,077
Manufactured	122,644	77,523	37,227	25,616	19,389	3,67,223	1,93,322	1,36,036	70,569	77,416
Total Tobacco	242,489	279,508	285,194	27,102	22,355	4,85,866	4,06,512	3,93,171	70,807	80,493
Toys and requisites for games and sports, including fishing tackle (other than firearms) . . Value	—	—	—	—	—	1,88,380	2,37,182	1,19,655	1,21,294	1,01,613
Umbrellas, including parasol and sunshades Number	42,033	25,187	33,375	37,091	69,906	95,498	54,173	70,934	70,219	1,25,154
Vehicles excluding locomotives, etc., for Railways—										
Carriages and Carts (excluding Railway carriages), and parts thereof . . Value	—	—	—	—	—	14,99,370	6,96,703	5,78,101	3,47,789	4,73,279
Ships, parts of (including launches and boats)	—	—	—	—	—	2,302	10,762	17,709	53,000	13,725
Other sorts (a)	—	—	—	—	—	—	11,73,251	10,29,742	9,53,944	7,48,691
Total vehicles	—	—	—	—	—	15,01,672	18,79,714	16,25,552	13,54,833	12,35,695
Wax of all kinds (excluding candles) . Cwts.	509	24	62	65	13	34,243	1,757	6,355	6,075	1,066
Wood and Timber—										
Timber, other than railway sleepers—										
Teak Cubic tons	420	159	94	141	121	1,35,486	44,912	22,197	39,524	39,027
Other timber (b)	928	214	303	—	—	1,94,547	48,452	21,827	—	—
Other kinds of wood and timber (c) . . Value	—	—	—	—	—	4,530	19,710	35,503	210	..
Wood, ornamental	—	—	—	—	—	—	—	—	—	—
Manufactures of wood, other than furniture and cabinet-ware	—	—	—	—	—	3,52,407	7,79,828	4,46,321	4,93,196	5,12,336
Total Wood and Timber	—	—	—	—	—	12,87,020	8,92,962	5,25,848	5,86,239	5,73,513
Postal Articles	—	—	—	—	—	36,14,309	31,13,460	29,78,124	28,50,083	25,31,750
All other articles of merchandise—										
Unmanufactured	—	—	—	—	—	63,293	2,72,148	6,61,799	4,94,928	7,67,735
Manufactured	—	—	—	—	—	6,67,753	5,64,461	7,42,515	4,57,842	536,051
GRAND TOTAL (exclusive of Government Stores)	—	—	—	—	—	15,16,33,276	13,07,47,631	13,50,91,412	10,48,48,276	8,00,97,559
GRAND TOTAL of Re-exports of Government Stores	—	—	—	—	—	55,62,323	18,85,020	53,18,336	27,73,027	29,99,496

(a) Separately recorded from 1923-24.
(b) Discontinued from 1925-26.
(c) Separately recorded from 1925-26.

GENERAL IMPORTS

IN EACH OFFICIAL YEAR FROM 1922-23 TO 1926-27

Note.—The summary classes and their sub-divisions are shown in brackets against articles. For summaries see pages 3-8.

ARTICLES, AND COUNTRIES, OF CONSIGNMENT; ALSO SHARE OF EACH PROVINCE	QUANTITY					VALUE				
	1922-23	1923-24	1924-25	1925-26	1926-27	1922-23	1923-24	1924-25	1925-26	1926-27
Animals, living—						Rs	Rs	Rs	Rs	Rs
Horses* (IV. A)—	No.	No.	No.	No.	No.					
United Kingdom	191	185	361	299	415	10,20,950	8,25,661	18,54,785	16,29,068	12,12,022
Aden and Dependencies	2	5,000
Mesopotamia	953	1,186	1,016	670	562	3,52,800	3,38,300	3,03,500	2,02,000	1,62,700
Bahrain Islands	12	1	..	7	1	3,500	800	..	2,100	800
Ceylon	38	30	17	59	22	79,025	36,515	59,244	1,78,650	26,400
Straits Settlements (including Labuan)	51	18	46	18	7	26,010	10,418	30,200	10,950	5,050
Egypt †
Natal	12	1	7	3,600	800	3,300
Kenya Colony	4	2,000
Mauritius and Dependencies	2	1	1,000	1,200	..
Western Australia	238	1,16,500
South Australia (including Northern Territory)	26	44	410	42,500	44,000	4,10,000
Victoria	460	236	109	68	1,916	2,37,900	1,18,000	75,300	60,000	9,40,000
Tasmania	1	500
New South Wales	240	120	904	590	1,536	1,20,000	60,000	4,73,500	2,95,000	6,15,100
Queensland	886	658	54	1,559	654	4,41,800	3,29,000	20,625	7,82,000	5,03,500
Australian Commonwealth (Total)	1,845	1,059	1,067	2,217	4,516	9,68,700	5,51,600	5,69,425	11,37,000	24,70,800
Other British Possessions	1	800
TOTAL BRITISH EMPIRE	3,102	2,486	2,510	3,271	5,530	24,44,585	17,39,994	23,18,454	31,60,868	38,80,373
Germany	2	1,105
Belgium	3	4,500
France	5	..	2	1,000	..	5,400	..
Market Territory and Trucial Oman	5	2	..	2	..	3,000	800	..	600	..
Other Native States in Arabia	15	..	2	..	18	4,500	..	600	..	8,800
Persia	4	3	4	1	..	1,500	900	500	500	..
Egypt†	14	26	..	21,000	15,425
TOTAL FOREIGN COUNTRIES	34	27	6	5	41	9,000	28,200	1,100	6,500	25,830
Share of Bengal	206	394	313	99	2,794	4,08,735	3,39,500	6,20,125	3,39,903	20,67,113
.. Bombay	2,480	2,039	2,106	3,034	2,631	17,66,275	13,14,155	21,28,005	26,26,555	17,34,799
.. Sind	21	..	5	2	61	6,600	..	1,500	2,500	15,000
.. Madras	373	37	39	32	41	2,72,225	38,528	1,09,724	97,400	44,790
.. Burma	47	53	64	59	44	9,700	66,011	60,200	51,000	44,000
TOTAL	3,126	2,513	2,516	3,276	5,571	24,53,585	17,68,194	23,19,554	31,67,368	39,06,202
Other kinds* (IV. B)—	No.	No.	No.	No.	No.					
United Kingdom	684	1,226	1,332	1,228	1,453	81,254	1,16,301	1,21,166	1,90,923	1,25,680
Aden and Dependencies	1	2	100	201	2	50	200	1,150	55,948	500
Mesopotamia	6	35	46	1	4	3,000	700	8,100	100	900
Bahrain Islands	2	7	4	350	1,400	1,050
Ceylon	74	238	74	171	161	5,150	17,228	3,338	4,734	6,556
Straits Settlements (including Labuan)	31	249	522	109	63	3,970	4,809	11,475	6,708	15,875
Egypt †	9	1,800
Natal	18	131	333	10	333	1,160	14,701	49,950	620	31,000
Kenya Colony	4	14	..	1,600	4,700
South Australia (including Northern Territory)	2	350	500	4,000
Victoria	11	17	10	11	93	1,400	2,240	560	480	7,500
New South Wales	28	22	94	69	174	1,700	970	6,150	2,177	7,861
Queensland	41	3	1	4	11	2,420	240	100	800	1,650
Australian Commonwealth (Total)	62	42	106	84	623	6,020	3,480	3,310	3,467	21,101
Other British Possessions	6	962
TOTAL BRITISH EMPIRE	902	1,927	2,518	1,811	2,662	1,02,754	1,58,989	2,02,951	2,64,895	1,97,863

* Free of duty.

† Shown as a Foreign Country from 1923-24.

No. 13—continued

ARTICLES, AND COUNTRIES OF CONSIGNMENT; ALSO SHARE OF EACH PROVINCE	QUANTITY					VALUE				
	1922-23	1923-24	1924-25	1925-26	1926-27	1922-23	1923-24	1924-25	1925-26	1926-27
Animals, living—continued										
Other kinds* (IV. B)— continued	No.	No.	No.	No.	No.	R	R	R	R	R
Germany	416	443	218	164	1,839	12,635	11,373	11,260	18,739	26,743
Belgium	11	..	8	10	..	875	..	1,110	135
Italy	6	..	1	..	3	1,350	..	300	..	90
Native States in Arabia, other than Maskat Territory and Trucial Oman	2	1,000
Java	2	58	..	124	..	200	122	..	1,500	..
Siam	2	..	121	140	..	7,100
Japan	45	..	67	730	..	1,515	..
Egypt †	8	13	..	80	4,741
United States of America— Via Atlantic Coast	11	20	..	5	30	11,750	16,360	..	299	40,630
Other Foreign Countries	27	9	9	61	13	339	270	373	940	1,360
TOTAL FOREIGN COUNTRIES	462	594	225	429	2,031	26,294	29,810	12,073	21,158	61,841
Share of Bengal	325	1,147	1,077	534	2,895	31,953	43,469	41,637	42,733	71,199
" Bombay	419	305	1,213	945	1,136	57,033	91,905	1,37,747	2,91,708	1,48,468
" Sind	40	24	46	7	27	3,314	1,040	1,763	1,539	2,600
" Madras	275	247	133	434	379	23,933	25,953	23,333	32,257	39,854
" Burma	105	293	219	270	256	12,800	31,427	16,589	10,756	17,133
TOTAL	1,364	2,521	2,743	2,240	4,693	1,29,043	1,83,799	2,15,024	2,59,033	2,79,293
Total Animals, living—	No.	No.	No.	No.	No.					
BRITISH EMPIRE	4,004	4,413	5,023	5,032	3,192	25,47,339	19,23,933	30,21,405	34,25,753	40,77,734
FOREIGN COUNTRIES	486	621	231	434	2,072	35,294	58,010	13,173	30,558	1,07,171
TOTAL	4,490	5,034	5,259	5,516	5,264	25,82,633	19,81,943	30,34,578	34,56,311	41,84,905
Apparel (excluding hosiery and boots and shoes)—										
Apparel (including drapery, uniforms, accoutrements) (III. A)—										
United Kingdom	34,87,205	39,31,518	42,82,625	50,69,974	54,72,732
Aden and Dependencies	985	1,010	780	1,350	1,420
Mesopotamia	20,232	21,851	12,729	6,321	5,522
Ceylon	72,161	46,910	27,596	54,436	60,696
Straits Settlements (includ- ing Labuan)	74,860	64,932	63,743	36,773	51,953
Federated Malay States	92	98	217	335	4,820
Hongkong	1,84,733	84,752	79,845	30,934	46,173
Egypt †	690
Cape of Good Hope	2,750	..
Natal	613	961	1,936	1,057	10,771
Zanzibar and Pemba	2,540	40	50
Kenya Colony	2,836	575	5,533	1,130	2,606
Anglo-Egyptian Sudan	1,400	133	15
Western Australia	172	168	67	2,297	333
South Australia (including Northern Territory)	100	449	225
Victoria	1,492	1,357	2,614	3,629	3,135
Tasmania	5
New South Wales	2,527	1,232	371	6,792	653
Queensland	595	..	40	661	659
Australian Commonwealth (Total)	5,335	3,296	3,332	12,379	4,333
New Zealand	5	..	1,279	82
Other British Possessions	1,422	55	230	333	1,779
TOTAL BRITISH EMPIRE	38,52,665	41,75,363	45,06,401	59,20,174	56,63,452
Sweden	610	460	920	2,536	135
Norway	85	600	440	33,595	..
Germany	1,63,191	6,68,327	6,25,761	6,80,845	9,10,390
Netherlands	1,531	1,547	1,296	4,913	11,140
Belgium	6,575	1,753	11,167	10,343	15,096
France	44,854	83,133	99,439	85,359	1,04,677
Switzerland	24,760	23,351	39,395	12,002	35,435

† Shown as a Foreign Country from 1923-24.
* Free of duty.

ARTICLES, AND COUNTRIES OF CONSIGNMENT; ALSO SHARE OF EACH PROVINCE	QUANTITY					VALUE				
	1922-23	1923-24	1924-25	1925-26	1926-27	1922-23	1923-24	1924-25	1925-26	1926-27
Apparel (excluding hosiery and boots and shoes)—continued						R	R	R	R	R
<i>Apparel (including drapery, uniforms, accoutrements) (III, A)—continued</i>										
Italy	—	—	—	—	—	21,914	1,13,842	1,75,358	2,94,935	1,37,445
Austria	—	—	—	—	—	14,168	1,61,560	1,19,039	69,233	11,563
Czechoslovakia	—	—	—	—	—	363	33,837	23,036	50,080	35,510
Greece	—	—	—	—	—	1,046
Turkey, European	—	—	—	—	—	320	10	1,475	470	..
Persia	—	—	—	—	—	1,103	861	1,700	5,633	595
Siam	—	—	—	—	—	2,067	237	859	634	893
China (exclusive of Hongkong and Macao)	—	—	—	—	—	2,93,336	2,13,901	1,25,373	1,04,852	90,175
Japan	—	—	—	—	—	9,42,356	5,33,137	3,50,971	3,03,604	10,21,337
Egypt †	—	—	—	—	—	—	4,394	3,432	2,730	2,032
Portuguese East Africa	—	—	—	—	—	..	325	861	249	1,192
United States of America—										
Vld Atlantic Coast	—	—	—	—	—	61,777	1,49,402	2,17,033	3,42,426	1,96,963
" Pacific "	—	—	—	—	—	2,357	4,633	975	2,353	1,277
Other Foreign Countries	—	—	—	—	—	678	2,536	2,115	831	2,151
TOTAL FOREIGN COUNTRIES	—	—	—	—	—	15,81,901	20,53,351	23,02,351	25,96,478	25,73,661
Share of Bengal	—	—	—	—	—	5,33,457	7,09,464	9,41,933	11,93,239	14,66,374
" Bombay	—	—	—	—	—	31,35,960	36,45,839	37,07,030	38,43,730	43,72,334
" Sind	—	—	—	—	—	1,37,324	3,32,140	6,59,049	7,10,913	5,95,334
" Madras	—	—	—	—	—	3,69,436	2,58,604	2,10,163	2,30,373	3,03,622
" Burma	—	—	—	—	—	12,37,769	12,32,642	12,90,543	13,35,292	15,01,609
TOTAL	—	—	—	—	—	54,34,533	62,23,719	69,08,752	79,18,652	82,42,118
Gold and silver thread* (III, A)—										
United Kingdom	—	—	—	—	—	57,015	25,320	33,440	16,152	42,639
Aden and Dependencies	—	—	—	—	—	7,477	160	857
Ceylon	—	—	—	—	—	3,23,357	12,07,364	2,05,863	37,503	29,310
Straits Settlements (including Labuan)	—	—	—	—	—	433	393	44	..	2,391
Hongkong	—	—	—	—	—	3,539	1,125	..
Other British Possessions	—	—	—	—	—	..	3	324	103	..
TOTAL BRITISH EMPIRE	—	—	—	—	—	3,89,449	12,33,535	2,47,168	55,053	75,097
Germany	—	—	—	—	—	4,35,020	6,34,372	7,49,080	4,91,108	6,54,524
France	—	—	—	—	—	10,71,995	3,33,903	16,16,431	17,37,343	19,04,124
Switzerland	—	—	—	—	—	4,770	..	340
Italy	—	—	—	—	—	33,773	12,505	6,123	19,530	1,41,651
Austria	—	—	—	—	—	3,753	15,162	2,645	1,59,276	9,213
Other Foreign Countries	—	—	—	—	—	20	374	1,500	891	197
TOTAL FOREIGN COUNTRIES	—	—	—	—	—	15,59,336	15,46,321	23,76,119	24,03,203	28,01,714
Share of Bengal	—	—	—	—	—	55,071	1,22,379	1,41,233	75,933	1,13,762
" Bombay	—	—	—	—	—	10,37,532	10,22,971	12,50,063	10,46,901	10,20,124
" Sind	—	—	—	—	—	1,10,374	1,45,133	1,50,920	2,43,232	2,43,114
" Madras	—	—	—	—	—	12,33,611	14,70,333	10,77,533	10,35,046	14,36,379
" Burma	—	—	—	—	—	10,597	12,535	2,929	1,125	3,333
TOTAL	—	—	—	—	—	24,49,785	27,80,406	26,23,272	24,63,256	28,77,711

* Inclusive of imports by postal packets referred to Collectors of Customs for assessment.
 † Shown as a foreign Country from 1923-24.

No. 13—continued

ARTICLES, AND COUNTRIES OF CONSIGNMENT; ALSO SHARE OF EACH PROVINCE	QUANTITY					VALUE				
	1922-23	1923-24	1924-25	1925-26	1926-27	1922-23	1923-24	1924-25	1925-26	1926-27
Apparel (excluding hosiery and boots and shoes) —continued						R	R	R	R	R
Hats, caps, bonnets, and hatter's ware (III. A)—										
United Kingdom	—	—	—	—	—	7,73,200	9,72,778	11,84,200	13,36,193	13,10,598
Mesopotamia	—	—	—	—	—	191	5	5,680	62	50
Ceylon	—	—	—	—	—	3,359	1,190	1,745	1,040	2,444
Straits Settlements (including Labuan)	—	—	—	—	—	7,423	5,734	4,929	12,367	6,454
Hongkong	—	—	—	—	—	36,576	17,785	23,907	36,275	16,056
Egypt†	—	—	—	—	—	3,311	—	—	—	—
Federated Malay States	—	—	—	—	—	1,010
Other British Possessions	—	—	—	—	—	..	34	184	860	382
TOTAL BRITISH EMPIRE	—	—	—	—	—	8,12,120	9,97,527	12,26,710	13,85,797	13,35,984
Sweden	—	—	—	—	—	1,389	..	318
Germany	—	—	—	—	—	17,871	1,75,233	1,03,957	2,03,715	1,27,851
Netherlands	—	—	—	—	—	487	21	34	5,631	523
Belgium	—	—	—	—	—	26,732	2,233	1,997	719	2,389
France	—	—	—	—	—	7,753	9,240	11,288	48,785	24,680
Switzerland	—	—	—	—	—	853	5,127	17,057	8,118	9,631
Italy	—	—	—	—	—	2,41,883	6,89,385	12,13,534	9,56,319	13,59,495
Austria	—	—	—	—	—	6,712	72,332	1,20,622	30,433	29,436
Czechoslovakia	—	—	—	—	—	6,631	11,968	1,33,955	1,01,689	77,812
Turkey, European	—	—	—	—	—	..	1,715	..	2,320	..
Java	—	—	—	—	—	..	14	810	..	1,060
Philippine Islands and Guam	—	—	—	—	—	1,237	2,995	558
China (exclusive of Hongkong and Macao)	—	—	—	—	—	265	5,776	2,771	5,414	6,804
Japan	—	—	—	—	—	2,77,494	1,86,315	1,63,086	2,14,538	2,02,500
Egypt†	—	—	—	—	—	—	3,073	75	1,344	—
United States of America— Via Atlantic Coast	—	—	—	—	—	3,059	4,775	71	3,391	2,430
.. Pacific	—	—	—	—	—	37
Other Foreign Countries	—	—	—	—	—	54	165	276	336	718
TOTAL FOREIGN COUNTRIES	—	—	—	—	—	5,91,068	11,70,922	17,76,230	16,33,297	19,36,197
Share of Bengal	—	—	—	—	—	1,70,777	3,10,005	4,33,793	4,33,419	5,19,943
.. Bombay	—	—	—	—	—	1,94,677	9,70,365	14,16,364	13,49,301	14,80,939
.. Sind	—	—	—	—	—	76,432	1,68,331	1,59,364	1,84,334	2,18,802
.. Madras	—	—	—	—	—	1,01,923	83,658	71,036	82,000	87,477
.. Burma	—	—	—	—	—	3,59,579	6,35,140	2,46,646	9,74,543	9,89,970
TOTAL	—	—	—	—	—	14,03,188	21,68,449	30,02,995	30,19,094	32,72,181
Lametta (III. A)—	Lbs.	Lbs.	Lbs.	Lbs.	Lbs.					
United Kingdom	4,382	3,908	935	154	695	11,970	10,931	2,092	242	1,802
Ceylon	10	5,359	2,582	10	12,633	6,441
Other British Possessions	205	210
TOTAL BRITISH EMPIRE	4,392	9,472	3,517	154	695	11,980	23,879	8,533	242	1,802
Germany	180,297	205,836	152,421	120,306	200,211	1,01,792	4,96,000	3,68,388	2,39,965	3,60,120
Netherlands	1,000	2,540
Belgium	824	1,263
France	111,842	319,375	113,893	93,254	148,639	3,60,709	6,83,165	3,29,955	1,98,487	2,75,954
Italy	7,400	2,945	12,877	3,744	..	15,343	7,306	33,815	6,717	..
Austria	27,877	34,457	525	22,745	439	92,079	99,336	533	50,326	691
Hungary	569	1,715
United States of America— Via Atlantic Coast	1,758	3,326
TOTAL FOREIGN COUNTRIES	228,045	463,613	279,716	240,049	351,871	6,74,643	12,33,347	7,27,696	4,93,015	6,41,354
Share of Bengal	24,129	36,441	31,766	15,316	31,638	66,078	1,01,934	34,953	32,565	55,743
.. Bombay	143,317	327,531	219,660	139,369	265,539	3,98,313	3,66,360	5,19,336	3,39,392	4,77,684
.. Sind	3,544	6,922	7,354	3,365	18,002	9,365	19,033	19,303	13,122	33,317
.. Madras	61,437	101,037	34,051	26,153	37,437	2,11,332	3,20,317	1,12,412	52,327	70,412
.. Burma	100	1,154	2	435	5,237	15
TOTAL	232,437	473,085	289,233	240,263	352,566	6,86,623	13,12,226	7,36,229	4,93,257	6,43,156

† Shown as a Foreign Country from 1923/24.

GENERAL IMPORTS

(90)

No. 13—continued

ARTICLES, AND COUNTRIES OF CONSIGNMENT; ALSO SHARE OF EACH PROVINCE	QUANTITY					VALUE				
	1922-23	1923-24	1924-25	1925-26	1926-27	1922-23	1923-24	1924-25	1925-26	1926-27
Apparel (excluding hosiery and boots and shoes) —continued						R	R	R	R	R
Second-hand clothing (III. A)—										
United Kingdom	—	—	—	—	—	4,59,890	9,59,941	13,90,772	16,86,132	15,58,488
Mesopotamia	—	—	—	—	—	367	262	5,885	6,033	9,070
Hongkong	—	—	—	—	—	1,080	180	406	390	50
Other British Possessions	—	—	—	—	—	2,777	2,560	812	1,330	1,135
TOTAL BRITISH EMPIRE	—	—	—	—	—	4,64,614	9,62,943	13,97,875	16,93,605	15,68,738
Germany	—	—	—	—	—	2,125	1,920	754	1,264	298
Netherlands	—	—	—	—	—	..	73	130	..	4,188
France	—	—	—	—	—	276	11,972	2,947	267	3,196
Italy	—	—	—	—	—	..	1,080	435	230	915
China (exclusive of Hongkong and Macao)	—	—	—	—	—	1,115	425	75	22	..
Japan	—	—	—	—	—	260	175	60	1,560	25
United States of America—										
<i>Via Atlantic Coast</i>	—	—	—	—	—	2,76,034	4,79,288	7,25,588	7,43,373	9,15,386
<i>" Pacific " " "</i>	—	—	—	—	—	1,997	..	50	95	..
Other Foreign Countries	—	—	—	—	—	264	1,350	1,380	1,350	771
TOTAL FOREIGN COUNTRIES	—	—	—	—	—	2,82,071	4,96,283	7,31,419	7,48,161	9,24,729
<i>Share of Bengal</i>	—	—	—	—	—	1,38,535	3,12,102	6,28,455	10,71,308	10,42,365
<i>" Bombay</i>	—	—	—	—	—	82,161	2,83,261	2,68,111	3,82,093	2,66,947
<i>" Sind</i>	—	—	—	—	—	5,03,346	3,33,049	11,32,218	9,29,214	11,77,909
<i>" Madras</i>	—	—	—	—	—	437	60	..	16	..
<i>" Burma</i>	—	—	—	—	—	22,156	26,754	10,510	11,935	15,648
TOTAL	—	—	—	—	—	7,46,685	14,59,226	20,39,294	23,95,086	24,93,467
Water-proofed clothing (III. A)—										
United Kingdom	—	—	—	—	—	1,98,353	1,62,682	2,05,358	2,53,252	2,39,153
Mesopotamia	—	—	—	—	—	1,850
Other British Possessions	—	—	—	—	—	5	291	1,001	744	1,004
TOTAL BRITISH EMPIRE	—	—	—	—	—	1,90,208	1,63,173	2,06,359	2,54,996	2,40,157
Germany	—	—	—	—	—	..	8,562	16,406	10,225	7,163
Switzerland	—	—	—	—	—	..	3,765	25
Italy	—	—	—	—	—	1,470	..	5,408
Japan	—	—	—	—	—	1,772	..	447
United States of America—										
<i>Via Atlantic Coast</i>	—	—	—	—	—	28	2,935	10,719
Other Foreign Countries	—	—	—	—	—	..	369	110
TOTAL FOREIGN COUNTRIES	—	—	—	—	—	3,242	12,687	22,234	13,160	18,017
<i>Share of Bengal</i>	—	—	—	—	—	11,301	23,355	3,390	49,038	16,924
<i>" Bombay</i>	—	—	—	—	—	65,595	56,004	1,44,144	1,09,912	1,15,303
<i>" Sind</i>	—	—	—	—	—	5,082	657	2,564	6,760	1,581
<i>" Madras</i>	—	—	—	—	—	2,430	1,221	7,633	420	137
<i>" Burma</i>	—	—	—	—	—	1,09,972	94,623	65,922	1,06,926	1,24,329
TOTAL	—	—	—	—	—	1,93,450	1,75,860	2,28,643	2,72,156	2,69,174
Total value of Apparel—										
United Kingdom	—	—	—	—	—	46,77,693	60,63,920	70,03,547	83,15,945	86,25,707
Aden and Dependencies	—	—	—	—	—	1,435	1,115	8,257	1,765	2,277
Mesopotamia	—	—	—	—	—	23,140	21,621	24,294	15,486	14,643
Ceylon	—	—	—	—	—	9,04,207	12,63,365	2,41,361	93,086	93,523
Straits Settlements (including Labuan)	—	—	—	—	—	83,036	91,534	94,817	99,977	62,080
Federated Malay States	—	—	—	—	—	92	93	1,227	385	4,820
Hongkong	—	—	—	—	—	2,14,028	1,02,918	1,03,958	1,18,724	62,279

No. 13—continued

ARTICLES, AND COUNTRIES OF CONSIGNMENT; ALSO SHARE OF EACH PROVINCE	QUANTITY					VALUE				
	1922-23	1923-24	1924-25	1925-26	1926-27	1922-23	1923-24	1924-25	1925-26	1926-27
Apparel (excluding hosiery and boots and shoes)— continued						R	R	R	R	R
<i>Total value of Apparel— continued</i>										
Egypt †	—	—	—	—	—	4,501	—	—	—	—
Cape of Good Hope	—	—	—	—	—	—	—	—	2,550	—
Natal	—	—	—	—	—	613	1,813	1,965	1,090	10,831
Zanzibar and Pemba	—	—	—	—	—	—	—	2,540	65	50
Kenya Colony	—	—	—	—	—	2,336	1,009	5,778	1,220	2,738
Anglo-Egyptian Sudan	—	—	—	—	—	1,400	30	—	133	15
Western Australia	—	—	—	—	—	272	168	67	2,207	333
South Australia (including Northern Territory)	—	—	—	—	—	100	449	225	—	—
Victoria	—	—	—	—	—	1,767	1,479	2,864	3,620	3,188
New South Wales	—	—	—	—	—	4,379	1,233	918	7,632	1,024
Tasmania	—	—	—	—	—	—	—	5	—	—
Queensland	—	—	—	—	—	595	—	40	661	650
Australia Commonwealth (Total)	—	—	—	—	—	7,113	2,322	4,119	14,819	5,304
New Zealand (including Nauru and British Samoa)	—	—	—	—	—	150	5	—	1,270	62
Other British Possessions	—	—	—	—	—	1,292	664	674	1,243	1,883
TOTAL BRITISH EMPIRE						62,21,036	75,56,475	75,03,087	86,07,107	88,86,130
Sweden	—	—	—	—	—	690	475	2,434	2,586	503
Norway	—	—	—	—	—	85	600	456	33,595	—
Germany	—	—	—	—	—	8,20,002	19,84,914	18,59,346	16,07,142	20,60,846
Netherlands	—	—	—	—	—	2,038	4,131	1,460	10,544	15,351
Belgium	—	—	—	—	—	33,358	4,601	18,213	11,612	13,768
France	—	—	—	—	—	14,85,337	16,71,468	20,60,110	20,67,246	24,04,671
Spain	—	—	—	—	—	178	1,025	220	114	330
Switzerland	—	—	—	—	—	30,333	32,243	57,302	40,115	45,191
Italy	—	—	—	—	—	3,22,337	3,24,113	14,34,668	12,77,331	16,39,306
Austria	—	—	—	—	—	1,21,717	3,48,390	2,43,044	3,59,823	50,933
Hungary	—	—	—	—	—	1,715	—	—	—	—
Czechoslovakia	—	—	—	—	—	6,994	45,855	1,62,415	1,51,769	1,13,322
Greece	—	—	—	—	—	—	—	1,046	150	—
Turkey, European	—	—	—	—	—	320	1,725	1,475	3,290	—
Persia	—	—	—	—	—	1,171	1,008	1,367	6,132	630
Java	—	—	—	—	—	305	534	1,621	504	2,110
Sumatra	—	—	—	—	—	2,096	300	1,103	768	978
Philippine Islands and Guam China (exclusive of Hong- Kong and Macao)	—	—	—	—	—	1,237	3,177	666	—	—
Japan	—	—	—	—	—	2,94,767	2,25,533	1,29,103	1,10,233	96,479
Egypt †	—	—	—	—	—	—	7,472	4,132	4,732	2,262
Portuguese East Africa	—	—	—	—	—	3	350	681	274	1,335
United States of America— Via Atlantic Coast	—	—	—	—	—	3,40,370	6,33,339	9,42,303	10,92,125	11,23,774
" Pacific "	—	—	—	—	—	4,391	4,748	1,025	2,453	1,277
Other Foreign Countries	—	—	—	—	—	345	1,678	1,000	498	1,341
TOTAL FOREIGN COUNTRIES						46,92,251	65,63,411	79,36,149	78,94,314	89,00,672
Share of Bengal	—	—	—	—	—	9,76,269	16,30,339	22,92,795	23,69,040	32,17,911
" Bombay	—	—	—	—	—	49,64,533	68,44,130	73,06,447	71,21,879	77,03,431
" Sind	—	—	—	—	—	3,33,063	15,53,503	21,23,303	20,93,155	22,75,557
" Madras	—	—	—	—	—	12,19,769	21,34,993	14,78,771	15,11,686	19,49,527
" Burma	—	—	—	—	—	23,69,653	20,11,921	22,36,570	29,73,021	26,40,376
TOTAL						1,09,13,297	1,41,24,886	1,54,39,186	1,65,61,481	1,77,86,802
Arms, Ammunition, and MILI- tary stores—										
<i>Cartridge cases— Filled (M.L.B.)—</i>	No.	No.	No.	No.	No.					
United Kingdom	10,116,483	10,467,721	13,778,020	13,078,435	15,718,208	10,57,423	9,99,830	11,72,039	10,77,051	12,12,342
Mesopotamia	3,451	19,100	841	1,237	500	781	2,211	112	131	53
Ceylon	5,276	8,035	11,769	5,715	6,836	300	1,735	1,251	676	1,137
Other British Possessions	6,220	4,076	2,010	6,745	6,319	857	1,016	423	896	944
TOTAL BRITISH EMPIRE	10,131,430	10,498,932	13,793,640	13,092,132	15,731,363	10,59,866	10,04,792	11,73,875	10,78,754	12,14,476

† Shown as a Foreign Country from 1923-24.

GENERAL IMPORTS

No. 13—continued

ARTICLES, AND COUNTRIES OF CONSIGNMENT; ALSO SHARE OF EACH PROVINCE	QUANTITY					VALUE				
	1922-23	1923-24	1924-25	1925-26	1926-27	1922-23	1923-24	1924-25	1925-26	1926-27
Arms, Ammunition, and Military stores—continued										
<i>Cartridge cases—continued</i>										
Filled (III. B)—continued	No.	No.	No.	No.	No.					
Germany	237,860	917,439	962,277	716,851	985,824	24,845	84,268	77,236	62,265	84,134
Belgium	169,650	294,396	93,256	4,776,858	107,766	11,718	18,240	7,368	1,04,412	7,545
France	1,043	2,010,802	969,945	5,308	..	134	4,01,455	43,204	545
Italy	40	4,268	330,896	4,855,682	14,922	5	412	1,57,459	3,55,508	2,818
Czechoslovakia	3,000	..	8,000,000	500	..	11,20,000	..
Portuguese East Africa	50	43	141,244	30	..	5	5	14,165	7
United States of America— Via Atlantic Coast	1,713,041	2,909,641	3,374,757	4,791,140	3,208,204	1,17,123	1,94,197	1,86,560	2,65,006	1,95,214
" Pacific "	400	95
Other Foreign Countries	6,021	4,445	3,124	1,075	3,397	823	696	407	202	755
TOTAL FOREIGN COUNTRIES	2,176,612	4,134,680	6,775,149	23,752,293	4,325,441	1,54,517	2,08,547	3,30,485	20,54,762	2,91,018
<i>Share of Bengal</i>	<i>2,634,973</i>	<i>2,334,576</i>	<i>3,730,671</i>	<i>3,299,631</i>	<i>4,493,463</i>	<i>2,71,350</i>	<i>2,67,358</i>	<i>2,97,486</i>	<i>2,62,131</i>	<i>3,10,023</i>
" Bombay	<i>3,038,294</i>	<i>3,632,186</i>	<i>6,045,401</i>	<i>12,763,446</i>	<i>4,571,331</i>	<i>3,19,338</i>	<i>3,33,329</i>	<i>8,66,015</i>	<i>15,13,620</i>	<i>3,80,321</i>
" Sind	<i>4,246,843</i>	<i>6,119,967</i>	<i>7,908,684</i>	<i>17,643,343</i>	<i>7,315,959</i>	<i>4,07,368</i>	<i>6,23,732</i>	<i>6,11,376</i>	<i>11,34,661</i>	<i>5,60,756</i>
" Madras	<i>331,902</i>	<i>543,622</i>	<i>966,624</i>	<i>754,931</i>	<i>925,230</i>	<i>72,344</i>	<i>43,347</i>	<i>79,200</i>	<i>54,996</i>	<i>61,199</i>
" Burma	<i>1,556,235</i>	<i>1,453,311</i>	<i>1,867,409</i>	<i>2,332,569</i>	<i>2,251,771</i>	<i>1,44,133</i>	<i>1,29,573</i>	<i>1,50,383</i>	<i>1,73,103</i>	<i>1,92,690</i>
TOTAL	12,308,047	14,633,662	20,568,789	36,844,425	20,057,304	12,14,333	13,03,339	20,04,360	31,33,516	15,05,494
Empty (III. B)—	No.	No.	No.	No.	No.					
United Kingdom	1,977,063	1,344,351	1,531,429	1,045,046	1,368,614	78,671	59,886	61,339	38,308	50,804
Other British Possessions	625	3,008	60	115
TOTAL BRITISH EMPIRE	1,977,063	1,344,351	1,531,429	1,045,671	1,366,617	78,671	59,886	61,339	38,368	50,919
Germany	129,700	499,300	135,450	24,200	439,123	4,469	11,630	3,320	814	13,374
Belgium	59,355	40,368	31,600	24,150	..	597	1,232	603	520
France	2,000	192,950	12,372,350	527,160	50	76	5,120	3,14,309	17,715	5
Italy	1,000,000	25	24,000	2	..
United States of America— Via Atlantic Coast	179,200	455,350	51,250	49,500	136,612	7,368	19,072	2,746	1,655	4,077
Other Foreign Countries	2,468	82	..	20	..	110	8	..
TOTAL FOREIGN COUNTRIES	292,900	1,198,455	13,602,436	632,567	649,937	12,433	36,419	3,45,777	20,797	17,976
<i>Share of Bengal</i>	<i>717,331</i>	<i>1,204,638</i>	<i>1,303,723</i>	<i>395,717</i>	<i>1,168,903</i>	<i>39,037</i>	<i>53,258</i>	<i>53,348</i>	<i>32,916</i>	<i>41,335</i>
" Bombay	<i>259,309</i>	<i>415,543</i>	<i>12,256,718</i>	<i>332,377</i>	<i>379,408</i>	<i>10,331</i>	<i>14,513</i>	<i>3,33,553</i>	<i>13,233</i>	<i>13,538</i>
" Sind	<i>624,318</i>	<i>866,400</i>	<i>353,653</i>	<i>224,314</i>	<i>224,800</i>	<i>33,132</i>	<i>26,006</i>	<i>11,956</i>	<i>7,154</i>	<i>6,696</i>
" Madras	<i>553,018</i>	<i>14,500</i>	<i>160,800</i>	<i>98,450</i>	<i>127,550</i>	<i>5,048</i>	<i>656</i>	<i>5,639</i>	<i>3,165</i>	<i>4,168</i>
" Burma	<i>40,000</i>	<i>41,725</i>	<i>49,006</i>	<i>76,350</i>	<i>195,893</i>	<i>2,306</i>	<i>1,372</i>	<i>3,120</i>	<i>3,202</i>	<i>3,111</i>
TOTAL	2,269,963	2,542,306	15,133,915	1,678,238	2,016,554	91,104	96,305	4,07,616	59,665	68,395
Total Cartridge cases—	No.	No.	No.	No.	No.					
United Kingdom	12,093,551	11,812,072	15,309,449	14,123,481	17,081,822	11,36,099	10,59,716	12,33,923	11,15,859	12,63,146
Mesopotamia	3,451	19,100	841	1,737	514	781	2,211	112	181	55
Ceylon	5,276	3,085	11,769	5,715	6,336	800	1,735	1,251	676	1,137
Other British Possessions	6,220	4,076	3,610	6,870	9,308	857	1,016	423	906	1,057
TOTAL BRITISH EMPIRE	12,108,498	11,848,333	15,325,669	14,137,803	17,098,980	11,38,537	10,64,678	12,35,714	11,17,622	12,65,395
Germany	408,560	1,417,239	1,097,727	740,551	1,424,949	29,314	95,398	80,556	63,079	97,503
Belgium	169,650	344,751	134,218	4,808,456	131,906	11,718	18,337	8,655	1,95,015	8,065
France	6,447	193,933	14,333,152	1,497,105	5,358	563	5,254	7,15,704	60,919	550
Italy	40	4,268	1,330,896	4,855,707	14,922	5	412	1,31,459	3,55,510	2,818
Czechoslovakia	3,000	..	8,000,000	500	..	11,20,000	..
Portuguese East Africa	50	43	141,244	30	..	5	5	14,165	7
United States of America— Via Atlantic Coast	1,833,241	3,364,301	3,426,007	4,840,640	3,394,316	1,24,391	2,13,269	1,89,308	2,66,661	1,99,291
" Pacific "	400	95
Other Foreign Countries	1,574	4,445	5,592	1,157	3,397	354	696	517	210	755
TOTAL FOREIGN COUNTRIES	2,469,512	5,333,135	20,377,635	24,334,360	4,975,376	1,66,950	3,34,966	12,76,262	20,75,559	3,03,994
<i>Share of Bengal</i>	<i>3,353,304</i>	<i>4,039,214</i>	<i>5,034,394</i>	<i>4,195,373</i>	<i>5,652,366</i>	<i>3,10,337</i>	<i>3,21,116</i>	<i>3,50,324</i>	<i>2,85,047</i>	<i>3,51,403</i>
" Bombay	<i>3,223,094</i>	<i>4,097,729</i>	<i>10,302,119</i>	<i>13,146,323</i>	<i>4,950,739</i>	<i>3,30,319</i>	<i>3,43,342</i>	<i>11,99,563</i>	<i>15,36,343</i>	<i>3,94,357</i>
" Sind	<i>4,941,459</i>	<i>6,980,367</i>	<i>3,272,352</i>	<i>17,388,132</i>	<i>3,040,759</i>	<i>4,40,550</i>	<i>5,54,733</i>	<i>6,23,332</i>	<i>11,41,315</i>	<i>5,67,450</i>
" Madras	<i>1,339,913</i>	<i>553,122</i>	<i>1,127,424</i>	<i>863,331</i>	<i>1,032,330</i>	<i>77,222</i>	<i>44,003</i>	<i>34,339</i>	<i>53,161</i>	<i>65,367</i>
" Burma	<i>1,596,235</i>	<i>1,436,936</i>	<i>1,916,416</i>	<i>2,469,419</i>	<i>2,377,664</i>	<i>1,46,939</i>	<i>1,31,445</i>	<i>1,53,403</i>	<i>1,31,310</i>	<i>1,95,507</i>
TOTAL	14,378,010	17,176,463	35,702,704	38,522,663	22,074,353	13,05,487	13,99,644	24,11,676	31,93,181	15,74,389

No. 13—continued

ARTICLES, AND COUNTRIES OF CONSIGNMENT; ALSO SHARE OF EACH PROVINCE	QUANTITY					VALUE				
	1922-23	1923-24	1924-25	1925-26	1926-27	1922-23	1923-24	1924-25	1925-26	1926-27
Arms, Ammunition and Military stores—continued										
Explosives—										
Ammunition (III. B) (a)	Lbs.	Lbs.	Lbs.	Lbs.	Lbs.	R	R	R	R	R

Blasting fuse (III. B)—	Lbs.—	Lbs.—	Lbs.—	Lbs.—	Lbs.—					
	No. of Coils	No. of Coils	No. of Coils	No. of Coils	No. of Coils					
United Kingdom	241,290 =735,300	258,109 =782,100	296,509 =880,550	306,200 =770,520	309,240 =864,900	3,78,033	3,47,313	3,76,500	3,07,890	3,57,492
Straits Settlements (including Labuan.)	1,020 =3,000	1,764
TOTAL BRITISH EMPIRE	241,290 =735,300	258,109 =782,100	296,509 =880,550	306,200 =770,520	310,260 =867,900	3,78,033	3,47,313	3,76,500	3,07,890	3,59,256
Denmark	12,770 =37,500	5,098
Germany	82,390 =319,500	158,106 =531,000	216,703 =655,160	146,823 =428,597	254,482 =681,416	60,940	99,824	1,21,059	76,684	1,24,384
Netherlands	4,200 =15,000	3,391
Belgium	49,982 =149,400	35,325
France	7,888 =30,000	10,447 =37,500	7,152	6,065
China (exclusive of Hong-kong and Macao.)	2,012 =6,300	3,310
Other Foreign Countries	1,316 =3,948	150 =6	658	68
TOTAL FOREIGN COUNTRIES	103,048 =387,000	158,106 =531,000	216,703 =655,160	148,139 =432,545	321,243 =889,632	78,190	99,824	1,21,059	77,342	1,60,548
Share of Bengal	4,318 =13,000	..	145 =5,000	8,817 =27,600	21,918 =63,300	6,519	..	381	3,833	30,893
Bombay	195,010 =656,500	217,711 =724,500	297,622 =895,610	225,747 =661,445	406,619 =1,087,622	2,04,905	1,76,030	2,05,513	1,32,332	2,48,097
Madras	19,400 =72,000	59,599 =143,100	21,355 =64,500	32,093 =65,320	23,256 =67,300	32,210	49,395	20,277	19,873	25,232
Burma	16,120 =45,500	21,359 =63,000	48,510 =132,500	32,070 =75,000	49,270 =133,500	23,093	39,389	31,507	41,913	79,023
TOTAL	344,388 =1,122,300	416,216 =1,313,100	513,212 =1,535,710	454,839 =1,203,065	631,525 =1,757,522	4,51,232	4,47,187	4,98,459	3,85,282	5,19,799
Blasting gelatine (III. B)—	Lbs.	Lbs.	Lbs.	Lbs.	Lbs.					
United Kingdom	435,100	642,400	517,750	435,550	288,000	4,56,234	6,48,352	4,43,667	3,72,382	2,50,029
Germany	1,745	2,692	..
Share of Bengal	10,100	25,000	35,000	35,500	10,000	2,822	24,057	31,363	30,086	8,002
Bombay	100,000	197,500	171,500	1,795	20,000	83,887	1,55,737	1,22,904	2,798	17,330
Madras	375,000	347,400	305,000	400,000	255,000	3,82,555	3,28,708	3,71,385	3,42,040	2,18,331
Burma	..	78,500	6,250	..	3,000	..	1,39,850	12,176	..	5,000
TOTAL	435,100	642,400	517,750	437,295	288,000	4,56,234	6,48,352	4,43,667	3,75,524	2,50,029
Dynamite (III. B)—	Lbs.	Lbs.	Lbs.	Lbs.	Lbs.					
United Kingdom	307,500	265,000	420,872	445,700	351,000	2,78,518	2,35,225	3,47,745	3,50,424	2,72,457
Germany	1,200	913
Belgium	15,000	26,902
United States of America—										
Via Atlantic Coast.	5,000	3,907
TOTAL FOREIGN COUNTRIES	5,000	..	16,200	3,907	..	27,315
Share of Bengal	210,000	225,000	322,250	355,000	263,000	1,69,562	1,77,993	2,39,066	2,53,746	1,83,021
Bombay	2,500	10,000	34,522	2,100	23,300	2,000	7,245	26,979	1,396	19,258
Madras	75,000	5,000	38,000	55,000	55,000	66,631	3,323	26,329	39,734	39,742
Burma	20,000	25,000	31,100	33,600	36,000	39,955	45,559	69,388	55,548	60,531
TOTAL	307,500	265,000	425,872	445,700	367,200	2,79,518	2,35,225	3,51,742	3,50,424	3,00,396

(a) Included in "Explosives—Others" from 1924-25.

ARTICLES, AND COUNTRIES OF CONSIGNMENT; ALSO SHARE OF EACH PROVINCE	QUANTITY					VALUE				
	1922-23	1923-24	1924-25	1925-26	1926-27	1922-23	1923-24	1924-25	1925-26	1926-27
Arms, Ammunition and Military stores—continued						R	R	R	R	R
Explosives—continued										
Gelatine Dynamite (III. B)—	Lbs.	Lbs.	Lbs.	Lbs.	Lbs.					
United Kingdom	486,500	560,950	813,925	788,000	815,751	5,24,159	5,36,786	7,30,990	7,21,779	6,67,040
Belgium	106,000	1,65,966
Share of Bengal	180,000	137,000	248,626	172,000	174,000	1,55,093	1,13,192	1,91,478	1,24,974	1,36,646
" Bombay	66,000	..	138,700	79,500	293,000	56,185	..	1,01,999	57,377	2,14,955
" Madras	141,500	338,950	297,500	348,600	261,250	1,24,509	2,84,008	2,36,140	2,62,606	1,97,337
" Burma	99,000	66,000	122,100	138,000	192,501	1,33,373	1,39,536	2,01,373	2,76,822	2,94,089
TOTAL	486,500	560,950	813,925	788,000	920,751	5,24,159	5,36,786	7,30,990	7,21,779	8,83,008
Other nitro-compound explosives (III. B)—	Lbs.	Lbs.	Lbs.	Lbs.	Lbs.					
United Kingdom	10,000	25,000	35,000	70,350	90,000	6,448	10,124	21,544	40,705	52,600
Share of Bengal	10,000	25,000	35,000	70,350	90,003	6,448	10,124	21,544	40,705	52,600
Detonators (III. B)—	No.	No.	No.	No.	No.					
United Kingdom	3,280,000	3,944,300	6,965,500	5,756,048	6,710,908	85,025	1,05,518	1,87,851	1,48,651	1,89,905
Ceylon	620,021	70	11	8,807	219	44
Other British Possessions	36	24	..	144	81	..
TOTAL BRITISH EMPIRE	3,800,057	3,944,370	6,965,511	5,756,072	6,710,908	93,976	1,05,737	1,87,895	1,48,732	1,89,905
Belgium	740,000	36,981
Other Foreign Countries	12	24
TOTAL FOREIGN COUNTRIES	..	12	740,000	..	24	36,981
Share of Bengal	1,740,000	966,600	2,710,560	2,321,000	1,916,884	62,822	43,198	93,435	78,469	43,166
" Bombay	338,000	369,382	739,041	216,024	1,967,624	15,747	18,646	14,172	5,048	40,294
" Madras	1,112,000	1,874,000	2,656,000	2,600,000	2,326,400	20,231	30,479	37,376	35,737	31,952
" Burma	60,057	233,000	860,000	620,048	1,940,000	5,176	13,638	42,612	29,473	61,534
TOTAL	3,800,057	3,944,382	6,965,511	5,756,072	7,450,908	93,976	1,05,761	1,87,895	1,48,732	1,76,986
Others (III. B)—	Lbs.	Lbs.	Lbs.	Lbs.	Lbs.					
United Kingdom	160,275	287,660	439,547	190,161	193,612	1,12,098	1,60,620	2,69,516	1,00,473	1,05,007
Germany	5,000	2,499	..
Belgium	5,000	2,575
Other Foreign Countries	500	180	..	401
TOTAL FOREIGN COUNTRIES	500	5,000	5,000	180	..	401	2,499	2,575
Share of Bengal	50,009	153,950	165,341	92,595	68,000	26,021	79,473	63,705	45,470	29,326
" Bombay	90,750	127,310	255,206	90,507	113,742	69,400	80,192	1,86,479	60,840	69,354
" Stra	3,600	..	6,500	24	70	3,180	..	4,375	35	40
" Madras	5,916	1,400	12,000	1,975	1,800	4,974	855	10,357	1,145	1,142
" Burma	10,000	10,000	14,000	3,698	5,482	7,820
TOTAL	160,275	287,660	439,047	195,161	193,612	1,12,273	1,60,620	2,69,017	1,02,972	1,07,582
Total Explosives—										
United Kingdom	—	—	—	—	—	18,40,510	20,49,368	23,77,833	20,42,754	18,46,600
Ceylon Straits Settlements (including Labuan)	—	—	—	—	—	8,807	219	44	81	1,764
Other British Possessions	—	—	—	—	—	144
TOTAL BRITISH EMPIRE	—	—	—	—	—	18,49,461	20,50,107	23,77,877	20,42,835	18,46,364

No.—18—continued

ARTICLES, AND COUNTRIES OF CONSIGNMENT; ALSO SHARE OF EACH PROVINCE	QUANTITY					VALUE				
	1922-23	1923-24	1924-25	1925-26	1926-27	1922-23	1923-24	1924-25	1925-26	1926-27
Arms, Ammunition and Military stores—continued						R	R	R	R	R
<i>Explosives—concluded</i>										
<i>Total Explosives—continued</i>										
Denmark	—	—	—	—	—	5,098
Germany	—	—	—	—	—	61,129	99,824	1,21,059	81,875	1,25,297
Netherlands	—	—	—	—	—	2,391
Belgium	—	—	—	—	—	2,57,740
France	—	—	—	—	—	7,152	6,065
China (exclusive of Hong- kong and Macao)	—	—	—	—	—	2,310
United States of America— Via Atlantic Coast	—	—	—	—	—	5,997	..	68
Other Foreign Countries	—	—	—	—	—	..	24	401	658	..
TOTAL FOREIGN COUNTRIES	—	—	—	—	—	73,379	99,848	1,26,357	82,533	3,93,880
<i>Share of Bengal</i>	—	—	—	—	—	<i>4,26,687</i>	<i>4,54,042</i>	<i>6,45,872</i>	<i>5,77,333</i>	<i>4,64,758</i>
" <i>Bombay</i>	—	—	—	—	—	<i>4,32,154</i>	<i>4,37,350</i>	<i>6,64,111</i>	<i>2,49,831</i>	<i>6,00,432</i>
" <i>Sind</i>	—	—	—	—	—	<i>35,390</i>	<i>49,595</i>	<i>24,663</i>	<i>19,913</i>	<i>25,322</i>
" <i>Madras</i>	—	—	—	—	—	<i>7,59,400</i>	<i>3,30,296</i>	<i>7,72,653</i>	<i>3,69,022</i>	<i>6,40,893</i>
" <i>Burma</i>	—	—	—	—	—	<i>2,70,309</i>	<i>3,78,373</i>	<i>3,97,035</i>	<i>4,99,343</i>	<i>5,03,688</i>
TOTAL	—	—	—	—	—	19,22,840	21,49,955	25,04,224	21,25,398	22,40,204
Firearms, and parts there- of—					No.					
Firearms (III.-B) (a)—										
United Kingdom	—	—	—	—	20,292	—	—	—	—	16,67,198
Gibraltar	—	—	—	—	46	—	—	—	—	3,420
Malta and Gozo	—	—	—	—	181	—	—	—	—	2,978
Mesopotamia	—	—	—	—	99	—	—	—	—	9,498
Ceylon	—	—	—	—	155	—	—	—	—	15,291
Straits Settlements (includ- ing Labuan)	—	—	—	—	58	—	—	—	—	3,598
Hongkong	—	—	—	—	46	—	—	—	—	3,298
Kenya Colony	—	—	—	—	27	—	—	—	—	4,558
Other British Possessions	—	—	—	—	19	—	—	—	—	1,805
TOTAL BRITISH EMPIRE	—	—	—	—	20,878	—	—	—	—	17,11,047
Germany	—	—	—	—	4,149	—	—	—	—	2,85,808
Belgium	—	—	—	—	4,762	—	—	—	—	1,54,623
France	—	—	—	—	169	—	—	—	—	18,900
Italy	—	—	—	—	38	—	—	—	—	2,689
Maskat Territory and Trucial Oman	—	—	—	—	10	—	—	—	—	1,670
Persia	—	—	—	—	28	—	—	—	—	2,000
China (exclusive of Hong- kong and Macao)	—	—	—	—	36	—	—	—	—	1,656
Egypt	—	—	—	—	92	—	—	—	—	8,668
United States of America— Via Atlantic Coast	—	—	—	—	5,029	—	—	—	—	1,91,231
Other Foreign Countries	—	—	—	—	28	—	—	—	—	1,923
TOTAL FOREIGN COUNTRIES	—	—	—	—	14,336	—	—	—	—	6,69,166
<i>Share of Bengal</i>	—	—	—	—	<i>11,179</i>	—	—	—	—	<i>7,65,134</i>
" <i>Bombay</i>	—	—	—	—	<i>10,956</i>	—	—	—	—	<i>7,44,772</i>
" <i>Sind</i>	—	—	—	—	<i>7,399</i>	—	—	—	—	<i>5,26,576</i>
" <i>Madras</i>	—	—	—	—	<i>1,826</i>	—	—	—	—	<i>31,332</i>
" <i>Burma</i>	—	—	—	—	<i>3,869</i>	—	—	—	—	<i>2,63,043</i>
TOTAL	—	—	—	—	35,209	—	—	—	—	23,30,813

(a) Separately recorded from 1926-27

ARTICLES AND COUNTRIES OF CONSIGNMENT; ALSO SHARE OF EACH PROVINCE	QUANTITY					VALUE				
	1922-23	1923-24	1924-25	1925-26	1926-27	1922-23	1923-24	1924-25	1925-26	1926-27
Arms, Ammunition and Military stores—continued						R	R	R	R	R
<i>Firearms and parts thereof—continued</i>										
Parts of Firearms (III-B) (a)										
United Kingdom	—	—	—	—	—	—	—	—	—	19,021
Other British Possessions	—	—	—	—	—	—	—	—	—	16
TOTAL BRITISH EMPIRE	—	—	—	—	—	—	—	—	—	19,037
Germany	—	—	—	—	—	—	—	—	—	1,898
China (exclusive of Hongkong and Macao)	—	—	—	—	—	—	—	—	—	1,848
United States of America—										
<i>Via Atlantic Coast</i>	—	—	—	—	—	—	—	—	—	2,801
Other Foreign Countries	—	—	—	—	—	—	—	—	—	1,210
TOTAL FOREIGN COUNTRIES	—	—	—	—	—	—	—	—	—	7,767
Share of Bengal	—	—	—	—	—	—	—	—	—	10,857
" Bombay	—	—	—	—	—	—	—	—	—	4,943
" Sind	—	—	—	—	—	—	—	—	—	1,988
" Madras	—	—	—	—	—	—	—	—	—	1,127
" Burma	—	—	—	—	—	—	—	—	—	7,819
TOTAL	—	—	—	—	—	—	—	—	—	26,794
<i>Total value of firearms and parts thereof—</i>										
United Kingdom	—	—	—	—	—	15,97,091	16,05,256	16,67,441	16,09,040	16,86,214
Gibraltar	—	—	—	—	—	3,430
Malta and Gozo	—	—	—	—	—	868	2,477	2,978
Aden and Dependencies	—	—	—	—	—	100	2,418	624	2,156	130
Mesopotamia	—	—	—	—	—	3,304	31,268	5,609	6,678	9,498
Ceylon	—	—	—	—	—	21,543	15,064	12,843	12,339	15,306
Straits Settlements (including Labuan)	—	—	—	—	—	6,654	6,321	6,971	7,681	3,698
Hongkong	—	—	—	—	—	595	252	1,249	470	3,298
Egypt †	—	—	—	—	—	1,339	—	—	—	—
Kenya Colony	—	—	—	—	—	2,200	1,186	1,881	3,936	4,558
Other British Possessions	—	—	—	—	—	773	219	1,405	594	1,675
TOTAL BRITISH EMPIRE	—	—	—	—	—	16,38,649	16,62,884	18,98,391	18,45,871	17,30,684
Germany	—	—	—	—	—	94,783	1,13,511	1,68,821	3,99,748	2,37,706
Netherlands	—	—	—	—	—	..	12,498	150	1,156	100
Belgium	—	—	—	—	—	1,72,875	1,49,648	2,32,273	1,97,568	1,54,950
Luxemburg	—	—	—	—	—	..	23,255
France	—	—	—	—	—	1,759	12,075	3,51,540	12,758	19,330
Spain	—	—	—	—	—	..	758	1,768	1,852	..
Italy	—	—	—	—	—	200	2,099	54,384	2,968	2,699
Austria	—	—	—	—	—	3,536	320	783	100	1,054
Czechoslovakia	—	—	—	—	—	..	8,000	..	2,01,000	..
Turkey, European	—	—	—	—	—	2,330
Masrat Territory and Trucial Oman	—	—	—	—	—	210	1,766	3,480	2,680	1,670
Persia	—	—	—	—	—	1,921	1,370	1,032	810	2,000
China (exclusive of Hongkong and Macao)	—	—	—	—	—	370	3,850	842	2,480	3,504
Egypt †	—	—	—	—	—	—	7,399	6,064	607	3,666
United States of America—										
<i>Via Atlantic Coast</i>	—	—	—	—	—	2,69,395	2,86,914	2,99,176	2,28,619	1,94,932
" Pacific "	—	—	—	—	—	225
Other Foreign Countries	—	—	—	—	—	616	429	1,057	1,510	1,162
TOTAL FOREIGN COUNTRIES	—	—	—	—	—	5,48,220	6,23,892	11,21,370	10,53,786	6,76,923
Share of Bengal	—	—	—	—	—	6,65,143	5,71,372	7,79,293	6,44,032	7,75,391
" Bombay	—	—	—	—	—	7,93,364	3,75,016	13,02,037	10,36,347	7,49,721
" Sind	—	—	—	—	—	4,70,533	6,22,313	6,39,124	8,27,100	5,28,584
" Madras	—	—	—	—	—	79,328	85,264	92,412	39,422	82,469
" Burma	—	—	—	—	—	1,77,497	1,32,311	2,16,846	3,02,726	2,70,363
TOTAL	—	—	—	—	—	21,86,869	22,86,776	30,19,761	28,99,657	24,07,607

(a) Separately recorded from 1926-27.
† Shown as a foreign Country from 1923-24.

No. 13—continued

ARTICLES, AND COUNTRIES OF CONSIGNMENT; ALSO SHARE OF EACH PROVINCE	QUANTITY					VALUE				
	1922-23	1923-24	1924-25	1925-26	1926-27	1922-23	1923-24	1924-25	1925-26	1926-27
Arms, Ammunition and Military stores—continued										
Gunpowder, Black (III. B)—	Lbs.	Lbs.	Lbs.	Lbs.	Lbs.	R	R	R	R	R
United Kingdom	97,438	71,776	123,235	319,780	119,330	1,30,030	1,05,439	1,15,098	1,62,527	82,792
Germany	450	540
Share of Bengal	86,398	39,275	86,725	297,150	101,080	1,14,326	63,466	71,575	1,39,755	62,671
" Bombay	5,950	21,850	17,975	13,476	12,375	3,568	30,033	23,543	16,492	15,513
" Sind	4,300	6,212
" Madras	3,515	9,351	13,060	3,125	5,375	4,020	10,553	13,211	5,376	4,603
" Burma	1,576	300	1,176	1,030	450	3,176	1,292	1,552	1,364	540
TOTAL	97,438	71,776	123,235	319,780	119,780	1,30,030	1,05,439	1,15,098	1,62,527	83,332
Gunpowder, Smokeless (III. B)—	Lbs.	Lbs.	Lbs.	Lbs.	Lbs.					
United Kingdom	24,800	12,055	9,925	19,011	22,755	62,221	49,097	29,306	39,335	43,744
Ceylon	2	..	1	2	..	1	..
TOTAL BRITISH EMPIRE	24,800	12,057	9,925	19,012	22,755	62,221	49,099	29,306	39,336	43,744
TOTAL FOREIGN COUNTRIES	..	16	200	..	13	881
Share of Bengal	15,375	6,366	3,925	17,375	21,375	37,671	25,039	21,161	24,425	37,953
" Bombay	2,250	5,055	350	301	1,450	10,373	21,294	1,341	6,919	6,137
" Sind	7,200	..	400	13,330	..	1,323
" Madras	35	552	925	236	130	152	2,323	3,923	992	530
" Burma	100	225	456	998
TOTAL	24,800	12,073	9,925	19,012	22,955	62,221	49,112	29,306	39,336	44,625
Gunpowder, others. (III. B)—	Lbs.	Lbs.	Lbs.	Lbs.	Lbs.					
United Kingdom	26,650	1,825	27,300	13,400	14,500	32,362	3,075	24,705	9,330	10,237
Germany	485	289
Share of Bengal	12,275	1,825	27,100	100	350	9,986	3,075	24,532	140	1,642
" Bombay	14,375	13,300	12,360	22,377	9,130	3,024
" Madras	200	..	1,275	123	..	370
TOTAL	26,650	1,825	27,300	13,400	14,985	32,362	3,075	24,705	9,330	10,476
Other sorts of arms, etc., (III. D)—										
United Kingdom	—	—	—	—	—	5,94,223	4,12,849	5,69,610	3,78,332	4,38,295
Mesopotamia	—	—	—	—	—	510	3,608	775	1,027	752
Federated Malay States	—	—	—	—	—	1,000	..
Other British Possessions	—	—	—	—	—	1,163	615	1,756	611	1,820
TOTAL BRITISH EMPIRE	—	—	—	—	—	5,95,899	4,17,072	5,72,141	3,81,500	4,40,867
Germany	—	—	—	—	—	23,161	29,192	20,663	19,442	46,399
Belgium	—	—	—	—	—	154	4,818	4,910	3,122	2,740
France	—	—	—	—	—	9,180	12,117	4,60,585	22,680	27,781
Italy	—	—	—	—	—	..	43	995	1,02,789	174
United States of America— Y'd Atlantic Coast	—	—	—	—	—	18,824	9,056	6,497	9,934	3,169
" Pacific "	—	—	—	—	—	227
Other Foreign Countries	—	—	—	—	—	575	1,491	195	1,409	1,260
TOTAL FOREIGN COUNTRIES	—	—	—	—	—	47,131	56,687	5,08,715	1,59,376	66,123
Share of Bengal	—	—	—	—	—	4,00,017	2,87,173	3,67,113	2,21,737	3,01,140
" Bombay	—	—	—	—	—	1,55,034	1,13,673	6,92,953	1,16,776	1,21,116
" Sind	—	—	—	—	—	63,552	66,399	60,617	1,51,935	69,664
" Madras	—	—	—	—	—	19,259	19,296	15,566	17,511	22,151
" Burma	—	—	—	—	—	12,168	16,703	24,597	23,767	21,634
TOTAL	—	—	—	—	—	6,43,030	4,73,759	10,76,856	5,40,876	5,27,111

GENERAL IMPORTS

No. 13—continued

ARTICLES AND COUNTRIES OF CONSIGNMENT; ALSO SHARE OF EACH PROVINCE	QUANTITY					VALUE				
	1922-23	1923-24	1924-25	1925-26	1926-27	1922-23	1923-24	1924-25	1925-26	1926-27
Arms, Ammunition and Military stores—concluded						R	R	R	R	R
<i>Total value of Arms, Ammunition and Military stores—</i>										
United Kingdom	—	—	—	—	—	53,92,536	52,85,320	62,17,921	55,57,707	53,68,968
Gibraltar	—	—	—	—	—	3,892
Malta and Gozo	—	—	—	—	—	378	2,578	3,038
Aden and Dependencies	—	—	—	—	—	218	2,846	779	2,256	190
Mesopotamia	—	—	—	—	—	9,691	37,037	6,496	7,836	10,305
Ceylon	—	—	—	—	—	31,885	17,983	14,824	13,566	16,446
Straits Settlements (includ- ing Labuan)	—	—	—	—	—	7,148	6,967	7,238	8,097	5,626
Federated Malay States	—	—	—	—	—	1,000	..
Hongkong	—	—	—	—	—	620	432	2,029	822	4,118
Egypt †	—	—	—	—	—	1,809	—	—	—	—
Kenya Colony	—	—	—	—	—	2,894	1,409	2,029	4,268	5,079
Other British Possessions	—	—	—	—	—	878	311	1,438	841	2,161
TOTAL BRITISH EMPIRE	—	—	—	—	—	54,47,159	53,52,354	62,53,232	55,99,021	54,20,043
Denmark	—	—	—	—	—	5,098
Germany	—	—	—	—	—	2,08,337	3,38,395	4,01,999	5,64,139	5,67,639
Netherlands	—	—	—	—	—	..	12,536	150	1,176	2,494
Belgium	—	—	—	—	—	1,84,757	1,78,303	2,45,738	3,95,700	4,23,504
Luxemburg	—	—	—	—	—	..	23,255
France	—	—	—	—	—	18,659	29,446	15,27,839	96,302	53,776
Spain	—	—	—	—	—	..	858	1,768	2,529	..
Italy	—	—	—	—	—	205	2,554	2,36,838	4,61,262	5,691
Austria	—	—	—	—	—	3,673	717	733	115	1,160
Czechoslovakia	—	—	—	—	—	..	3,500	..	13,21,000	..
Turkey, European	—	—	—	—	—	2,779
Maskat Territory and Tru- cial Oman	—	—	—	—	—	220	1,991	3,637	3,328	2,545
Persia	—	—	—	—	—	1,993	1,496	1,169	878	2,247
China (exclusive of Hong- kong and Macao)	—	—	—	—	—	446	4,685	842	2,598	5,814
Japan	—	—	—	—	—	196	75	402	1,244	1,090
Egypt †	—	—	—	—	—	—	7,802	6,738	607	9,432
Portuguese East Africa	—	—	—	—	—	..	34	135	14,398	207
United States of America— Via Atlantic Coast	—	—	—	—	—	4,06,210	5,09,239	4,93,976	5,05,264	4,01,560
" Pacific "	—	—	—	—	—	452	103
Other Foreign Countries	—	—	—	—	—	605	413	690	714	771
TOTAL FOREIGN COUNTRIES	—	—	—	—	—	8,35,630	11,15,406	29,27,704	33,71,254	14,07,980
Share of Bengal	—	—	—	—	—	19,64,265	16,95,733	22,60,435	19,11,539	19,96,268
" Bombay	—	—	—	—	—	17,52,634	13,25,768	37,93,613	29,59,423	18,96,306
" Sind	—	—	—	—	—	10,23,350	12,93,245	13,45,821	21,39,913	11,81,941
" Madras	—	—	—	—	—	9,31,951	9,91,335	9,81,637	10,40,990	8,16,933
" Burma	—	—	—	—	—	6,10,139	6,60,584	7,99,430	9,13,410	9,97,575
TOTAL	—	—	—	—	—	62,82,839	64,67,760	91,80,936	89,70,275	68,28,023

† Shown as a Foreign Country from 1923-24.

No. 13—continued

ARTICLES AND COUNTRIES OF CONSIGNMENT; ALSO SHARE OF EACH PROVINCE	QUANTITY					VALUE				
	1922-23	1923-24	1924-25	1925-26	1926-27	1922-23	1923-24	1924-25	1925-26	1926-27
Art. works of (other than pictures) (III. V)—						R	R	R	R	R
United Kingdom	—	—	—	—	—	3,05,054	7,12,135	1,65,836	1,56,639	1,17,889
Ceylon	—	—	—	—	—	5,109	6,339	11,296	15,231	9,151
Straits Settlements (including Labuan)	—	—	—	—	—	1,672	5,898	952	1,563	302
Hongkong	—	—	—	—	—	7,139	4,008	1,388	444	724
New South Wales	—	—	—	—	—	5	1,742
Australian Commonwealth (Total)	—	—	—	—	—	5	1,742
Other British Possessions	—	—	—	—	—	..	100	15	246	523
TOTAL BRITISH EMPIRE	—	—	—	—	—	3,18,979	7,28,490	1,76,477	1,74,063	1,20,181
Germany	—	—	—	—	—	14,661	10,746	7,968	7,938	26,321
Netherlands	—	—	—	—	—	2,212	2,817	3,232	2,644	1,620
Belgium	—	—	—	—	—	1,728	4,350	3,248	4,041	5,936
France	—	—	—	—	—	6,012	8,115	16,628	12,677	23,626
Spain	—	—	—	—	—	25	85	1,045	271	1,719
Italy	—	—	—	—	—	33,147	76,009	89,168	1,45,354	1,07,587
Switzerland	—	—	—	—	—	115	15	1,375
Austria	—	—	—	—	—	1,827	450	1,165	1,605	316
Persia	—	—	—	—	—	4,000
Java	—	—	—	—	—	..	1,279
China (exclusive of Hongkong and Macao)	—	—	—	—	—	3,560	741	730	185	123
Japan	—	—	—	—	—	2,916	1,597	4,017	3,252	1,747
United States of America—										
Via Atlantic Coast	—	—	—	—	—	1,465	1,777	1,799	2,682	4,123
" Pacific "	—	—	—	—	—	181
Other Foreign Countries	—	—	—	—	—	299	167	112	54	2,021
TOTAL FOREIGN COUNTRIES	—	—	—	—	—	1,17,876	1,08,078	1,84,522	1,86,453	1,74,629
Share of Bengal	—	—	—	—	—	70,050	69,834	86,441	45,372	77,336
" Bombay	—	—	—	—	—	3,94,419	6,98,058	1,62,566	2,67,314	1,67,116
" Sind	—	—	—	—	—	30,833	18,014	34,750	11,790	33,972
" Madras	—	—	—	—	—	21,047	29,233	13,300	15,756	34,831
" Burma	—	—	—	—	—	30,701	30,379	16,942	18,884	12,055
TOTAL	—	—	—	—	—	4,36,855	8,36,558	3,12,099	3,60,516	3,04,780
Asbestos—										
Raw (II. B)—	Cwts.	Cwts.	Cwts.	Cwts.	Cwts.					
Zanzibar and Pemba	126	3,125
Other British Possessions	5	..	2	..	28	550	20	95
TOTAL BRITISH EMPIRE	..	126	5	..	2	..	3,153	550	20	95
Germany	98	1,050	..
Share of Bengal	2	..	13	95
" Bombay	126	3,125
" Sind	98	1,050	..
" Madras	5	15	550	20	..
TOTAL	..	126	5	98	2	..	3,153	550	1,070	95
Manufactures—										
Asbestos packing (III. V)—										
United Kingdom	—	—	—	—	—	3,58,698	4,03,139	3,50,551	3,44,440	3,79,178
Straits Settlements (including Labuan)	—	—	—	—	—	..	445	3,839	..	616
Egypt †	—	—	—	—	—	1,396
Transvaal	—	—	—	—	—	10,149	..
Other British Possessions	—	—	—	—	—	116	25	101
TOTAL BRITISH EMPIRE	—	—	—	—	—	3,60,205	4,03,609	3,54,440	3,54,609	3,79,895

† shown as a Foreign Country from 1923-24.

GENERAL IMPORTS

No. 13—continued.

ARTICLES, AND COUNTRIES OF CONSIGNMENT; ALSO SHARE OF EACH PROVINCE	QUANTITY					VALUE				
	1922-23	1923-24	1924-25	1925-26	1926-27	1922-23	1923-24	1924-25	1925-26	1926-27
						R	R	R	R	R
Asbestos—contd.										
Manufactures—contd.										
Asbestos packing (III. V) —contd.										
Germany	—	—	—	—	—	1,030	2,488	12,037	14,854	17,244
Netherlands	—	—	—	—	—	..	40	116	..	1,396
Belgium	—	—	—	—	—	3,775	16,698	18,936	10,486	8,273
Luxemburg	—	—	—	—	—	..	1,955
France	—	—	—	—	—	13,962	3,659	5,172
Japan	—	—	—	—	—	98,957	48,024	52,332	29,066	26,354
United States of America—										
Via Atlantic Coast	—	—	—	—	—	14,255	2,340	15,428	7,788	17,921
„ Pacific „	—	—	—	—	—	187
Other Foreign Countries	—	—	—	—	—	612	666	..	1,096	42
TOTAL FOREIGN COUNTRIES	—	—	—	—	—	1,10,229	72,401	1,12,711	66,449	76,589
Share of Bengal	—	—	—	—	—	1,82,277	2,07,374	1,82,276	1,41,242	1,40,319
„ Bombay	—	—	—	—	—	1,30,185	1,63,554	1,68,896	1,42,846	1,62,616
„ Sind	—	—	—	—	—	6,245	12,121	16,780	16,234	19,192
„ Madras	—	—	—	—	—	32,013	24,704	17,592	43,643	36,722
„ Burma	—	—	—	—	—	1,33,514	67,757	82,007	77,093	1,07,136
TOTAL	—	—	—	—	—	4,76,434	4,76,010	4,68,151	4,21,058	4,56,484
Other manufactures (III. V)										
United Kingdom	—	—	—	—	—	5,90,942	5,21,664	7,61,380	10,60,906	15,60,187
Ceylon	—	—	—	—	—	459	13	241	3,788	991
Other British Possessions	—	—	—	—	—	..	205	468
TOTAL BRITISH EMPIRE	—	—	—	—	—	5,91,401	5,21,882	7,61,621	10,64,644	15,61,646
Germany	—	—	—	—	—	4,761	11,310	31,905	47,965	45,029
Netherlands	—	—	—	—	—	4,380	9,245	21,944
Belgium	—	—	—	—	—	55,977	76,704	88,324	81,400	1,05,381
France	—	—	—	—	—	705	..	1,304	19,069	17,464
Switzerland	—	—	—	—	—	5,337	..
Italy	—	—	—	—	—	11,578	54,330	2,31,523	1,85,351	4,31,050
Austria	—	—	—	—	—	831	7,186	2,788
Czechoslovakia	—	—	—	—	—	797	2,265
Japan	—	—	—	—	—	17,980	6,896	9,112	5,518	1,498
United States of America—										
Via Atlantic Coast	—	—	—	—	—	23,662	30,402	22,531	19,155	36,987
„ Pacific „	—	—	—	—	—	1,105	10
Argentine Republic (including the Atlantic Coast of Patagonia)	—	—	—	—	—	1,603
TOTAL FOREIGN COUNTRIES	—	—	—	—	—	1,14,663	1,79,652	3,89,910	3,85,228	6,65,979
Share of Bengal	—	—	—	—	—	2,75,030	2,31,099	6,33,176	6,16,532	8,02,336
„ Bombay	—	—	—	—	—	3,13,937	3,09,747	3,43,602	6,09,463	7,77,772
„ Sind	—	—	—	—	—	13,470	9,619	10,386	25,633	50,344
„ Madras	—	—	—	—	—	43,013	21,500	55,044	1,42,373	2,42,535
„ Burma	—	—	—	—	—	60,609	76,669	1,03,873	2,69,866	2,63,739
TOTAL	—	—	—	—	—	7,06,644	7,01,584	11,51,481	14,49,572	22,27,625
Total value of Asbestos manufactures—										
BRITISH EMPIRE	—	—	—	—	—	9,51,006	9,25,491	11,16,011	14,19,253	19,41,541
FOREIGN COUNTRIES	—	—	—	—	—	2,33,892	2,52,053	5,03,621	4,51,677	7,42,568
TOTAL	—	—	—	—	—	11,85,498	11,77,544	16,19,632	18,70,930	26,84,109

No. 13—continued

ARTICLES, AND COUNTRIES OF CONSIGNMENT; ALSO SHARE OF EACH PROVINCE	QUANTITY					VALUE				
	1922-23	1923-24	1924-25	1925-26	1926-27	1922-23	1923-24	1924-25	1925-26	1926-27
Baskets and Basketware (III. V)—						R	R	R	R	R
United Kingdom	—	—	—	—	—	17,148	9,336	6,909	18,942	27,073
Ceylon	—	—	—	—	—	2,022	2,222	2,068	1,864	2,386
Straits Settlements (including Labuan)	—	—	—	—	—	2,285	1,658	699	519	11,507
Hongkong	—	—	—	—	—	1,918	2,810	1,057	601	558
Kenya Colony	—	—	—	—	—	—	40	28,226	15	10
Other British Possessions	—	—	—	—	—	422	30	41	43	119
TOTAL BRITISH EMPIRE	—	—	—	—	—	23,795	16,006	38,906	16,984	42,252
Germany	—	—	—	—	—	1,621	1,845	1,185	579	1,056
France	—	—	—	—	—	2,018	..	1,021	570	1,324
Italy	—	—	—	—	—	5	1,181
Native States in Arabia other than Maskat Territory and Trucial Oman	—	—	—	—	—	10	..	1,452
China (exclusive of Hong- kong and Macao)	—	—	—	—	—	786	1,407	230	718	348
Japan	—	—	—	—	—	3,185	1,172	1,862	1,441	1,727
Other Foreign Countries	—	—	—	—	—	515	301	894	259	195
TOTAL FOREIGN COUNTRIES	—	—	—	—	—	8,085	4,725	6,644	3,872	5,781
Share of Bengal	—	—	—	—	—	5,895	6,604	2,545	3,306	4,072
" <i>Bombay</i>	—	—	—	—	—	15,125	3,393	35,755	8,269	39,320
" <i>Sind</i>	—	—	—	—	—	1,364	1,711	1,532	1,808	2,196
" <i>Madras</i>	—	—	—	—	—	3,156	3,307	2,803	2,312	4,324
" <i>Burma</i>	—	—	—	—	—	6,440	6,306	2,859	6,861	8,121
TOTAL	—	—	—	—	—	31,880	20,821	45,544	20,556	49,088
Belted for Machinery— Of Cotton (III. J)—										
United Kingdom	—	—	—	—	—	13,27,942	14,56,568	16,47,673	14,67,767	13,39,299
Ceylon	—	—	—	—	—	619	504	184	1,722	764
Hongkong	—	—	—	—	—	1,461	16,295	..	8,757	..
TOTAL BRITISH EMPIRE	—	—	—	—	—	13,30,022	14,73,362	16,48,056	14,98,236	13,90,063
Germany	—	—	—	—	—	49,577	11,828	13,102	52,126	48,139
Netherlands	—	—	—	—	—	1,925	8,878
Italy	—	—	—	—	—	3,466	360	2,021
Austria	—	—	—	—	—	1,512	..
China (exclusive of Hong- kong and Macao)	—	—	—	—	—	126
Japan	—	—	—	—	—	1,008	240
Italian East Africa	—	—	—	—	—	3,806	..
United States of America— Via Atlantic Coast	—	—	—	—	—	11,078	34,847	11,501	19,668	6,367
" <i>Pacific</i>	—	—	—	—	—	3,230
TOTAL FOREIGN COUNTRIES	—	—	—	—	—	67,350	46,675	24,603	80,399	65,771
Share of Bengal	—	—	—	—	—	5,00,913	3,07,335	10,46,404	8,21,116	3,29,133
" <i>Bombay</i>	—	—	—	—	—	2,14,508	2,41,914	2,00,284	2,08,999	2,43,770
" <i>Sind</i>	—	—	—	—	—	3,337	10,973	15,616	13,360	17,067
" <i>Madras</i>	—	—	—	—	—	1,29,862	1,12,971	63,374	74,935	63,444
" <i>Burma</i>	—	—	—	—	—	5,43,247	3,46,844	3,47,051	4,00,958	3,02,365
TOTAL	—	—	—	—	—	13,97,372	15,20,037	16,72,659	15,76,635	14,55,834

GENERAL IMPORTS

No. 13—continued

ARTICLES, AND COUNTRIES OF CONSIGNMENT, ALSO SHARE OF EACH PROVINCE	QUANTITY					VALUE				
	1922-23	1923-24	1924-25	1925-26	1926-27	1922-23	1923-24	1924-25	1925-26	1926-27
Belting for Machinery—contd.						R	R	R	R	R
<i>Of Leather (III. J)—</i>										
• United Kingdom	—	—	—	—	—	33,48,000	35,23,721	33,04,131	24,00,237	21,98,896
• Hongkong	—	—	—	—	—	9,891	..
• Victoria	—	—	—	—	—	3,677	..
• New South Wales	—	—	—	—	—	3,307	..	510
• Australian Commonwealth (Total)	—	—	—	—	—	3,307	3,677	510
• Other British Possessions	—	—	—	—	—	40	157	382	15	239
TOTAL BRITISH EMPIRE	—	—	—	—	—	33,48,040	35,23,878	33,07,660	24,13,840	21,99,645
Germany	—	—	—	—	—	19,800	53,613	1,16,418	91,358	45,722
Netherlands	—	—	—	—	—	40,165	25,241	36,083	37,154	27,410
Belgium	—	—	—	—	—	3,241	4,990	20,111	6,993	3,370
France	—	—	—	—	—	..	2,068	16,448	3,113	600
Switzerland	—	—	—	—	—	1,163	1,325	1,347	721	..
Italy	—	—	—	—	—	..	5,025	33,871	47,690	7,041
China (exclusive of Hongkong and Macao)	—	—	—	—	—	3,952
Japan	—	—	—	—	—	2,898	..	69,319	1,00,090	1,11,527
United States of America—										
Via Atlantic Coast	—	—	—	—	—	7,27,519	7,47,753	5,43,285	7,01,157	8,59,109
Other Foreign Countries	—	—	—	—	—	175	729
TOTAL FOREIGN COUNTRIES	—	—	—	—	—	7,94,956	8,40,744	8,58,757	9,88,266	10,58,731
Share of Bengal	—	—	—	—	—	6,14,636	7,49,950	9,07,693	8,73,970	8,59,977
" Bombay	—	—	—	—	—	31,73,648	32,05,374	38,88,593	23,06,604	21,14,438
" Sind	—	—	—	—	—	19,762	34,947	11,967	26,514	36,076
" Madras	—	—	—	—	—	2,95,577	3,47,138	3,05,763	2,54,612	2,41,274
" Burma	—	—	—	—	—	39,375	26,703	32,431	40,606	7,461
TOTAL	—	—	—	—	—	41,42,996	43,64,622	41,66,417	34,02,106	32,58,376
<i>Of other materials (including coir) (III. J)—</i>										
United Kingdom	—	—	—	—	—	25,49,856	25,92,065	30,31,776	23,98,745	26,28,956
Mesopotamia	—	—	—	—	—	1,320	70	..
Aden and Dependencies	—	—	—	—	—	320	42
Ceylon	—	—	—	—	—	570	2,281	461	744	266
Straits Settlements (including Labuan)	—	—	—	—	—	3,643	611	140	3,138	323
Hongkong	—	—	—	—	—	20,631	9,611	9,009
Natal	—	—	—	—	—	13,189	..
Canada—										
Via Atlantic Coast	—	—	—	—	—	21,580	23,167	8,815
Victoria	—	—	—	—	—	2,810	4,862	10,947
Tasmania	—	—	—	—	—	300	..
New South Wales	—	—	—	—	—	12,924
Australian Commonwealth (Total)	—	—	—	—	—	2,810	..	12,924	5,162	10,947
TOTAL BRITISH EMPIRE	—	—	—	—	—	25,27,199	25,94,909	30,78,822	24,49,126	26,58,016

No. 13—continued

ARTICLES, AND COUNTRIES OF CONSIGNMENT; ALSO SHARE OF EACH PROVINCE	QUANTITY					VALUE				
	1922-23	1923-24	1924-25	1924-26	1925-27	1922-23	1923-24	1924-25	1925-26	1926-27
Beltting for Machinery— <i>continued</i>						R	R	R	R	R
<i>Of other materials (including coir) (III. J)—</i> <i>continued.</i>										
Germany	—	—	—	—	—	1,50,445	2,18,770	3,77,711	5,75,570	4,57,070
Netherlands	—	—	—	—	—	2,092	1,490
Belgium	—	—	—	—	—	..	1,385	2,000	735	..
Italy	—	—	—	—	—	2,678	920	299
Austria	—	—	—	—	—	86	5,239	..
Siam	—	—	—	—	—	4,100	2,256	..
China (exclusive of Hong-kong and Macao)	—	—	—	—	—	7,960
Japan	—	—	—	—	—	14,527	17,918	19,608
United States of America— Vid Atlantic Coast	—	—	—	—	—	94,658	1,12,828	1,03,162	1,24,621	2,02,422
.. Pacific	—	—	—	—	—	72	4,756	10,745	65,426	78,877
Other Foreign Countries	—	—	—	—	—	..	94	272	..	1,170
TOTAL FOREIGN COUNTRIES	—	—	—	—	—	2,52,039	3,32,828	5,16,467	7,01,777	7,86,836
<i>Shares of Bengal</i>	—	—	—	—	—	9,10,543	9,73,235	12,10,775	11,36,382	19,62,330
.. Bombay	—	—	—	—	—	6,54,823	6,71,022	6,32,911	6,43,303	5,78,256
.. Sind	—	—	—	—	—	1,50,979	2,30,762	2,53,083	2,34,060	2,40,850
.. Madras	—	—	—	—	—	4,13,133	3,65,317	2,07,066	2,86,114	4,71,533
.. Burma	—	—	—	—	—	6,49,949	7,87,491	12,11,454	10,41,204	3,65,334
TOTAL	—	—	—	—	—	27,79,238	29,27,827	35,95,229	32,40,903	34,14,857
Total value of Beltting for machinery—										
United Kingdom	—	—	—	—	—	71,95,798	75,72,349	79,78,769	62,81,759	62,16,85
Mesopotamia	—	—	—	—	—	1,320	70	..
Ceylon	—	—	—	—	—	1,183	2,014	967	2,466	1,196
Straits Settlements (including Labuan)	—	—	—	—	—	3,688	611	140	3,153	396
Hongkong	—	—	—	—	—	1,461	16,295	20,631	28,659	9,009
Natal	—	—	—	—	—	13,180	..
Canada— Vid Atlantic Coast	—	—	—	—	—	21,580	28,167	2,815
Victoria	—	—	—	—	—	2,816	3,539	10,947
Tasmania	—	—	—	—	—	300	..
New South Wales	—	—	—	—	—	16,181	..	510
Australian Commonwealth (Total)	—	—	—	—	—	2,816	..	16,181	3,839	11,487
Other British Possessions	—	—	—	—	—	320	70
TOTAL BRITISH EMPIRE	—	—	—	—	—	72,05,261	75,92,239	80,34,538	68,61,202	62,47,724
Germany	—	—	—	—	—	2,19,822	2,79,211	5,10,231	7,19,054	5,51,831
Netherlands	—	—	—	—	—	40,165	25,241	36,088	41,171	37,775
Belgium	—	—	—	—	—	3,241	6,375	22,201	7,728	3,370
France	—	—	—	—	—	..	2,162	16,715	3,113	1,168
Switzerland	—	—	—	—	—	1,168	1,325	1,347	721	..
Italy	—	—	—	—	—	6,143	5,025	32,871	48,979	9,3612
Austria	—	—	—	—	—	86	6,751	..
Siam	—	—	—	—	—	4,275	2,256	..
China (exclusive of Hong-kong and Macao)	—	—	—	—	—	7,960	..	4,078
Japan	—	—	—	—	—	2,893	..	1,03,746	1,19,001	1,31,375
Italian East Africa (Somaland Eritrea)	—	—	—	—	—	3,305	..
United States of America— Vid Atlantic Coast	—	—	—	—	—	3,33,255	3,95,423	6,57,923	8,45,446	10,67,898
.. Pacific	—	—	—	—	—	3,302	4,756	10,745	62,426	73,877
Other Foreign Countries	—	—	—	—	—	..	729	607
TOTAL FOREIGN COUNTRIES	—	—	—	—	—	11,14,345	12,20,247	18,99,327	18,60,442	18,81,333

ARTICLES, AND COUNTRIES OF CONSIGNMENT; ALSO SHARE OF EACH PROVINCE	QUANTITY					VALUE				
	1922-23	1923-24	1924-25	1925-26	1926-27	1922-23	1923-24	1924-25	1925-26	1926-27
Belting for machinery—continued						R	R	R	R	R
<i>Total value of Belting for machinery—continued</i>										
Share of Bengal	—	—	—	—	—	20,26,007	25,30,530	31,64,872	28,91,363	29,46,595
“ Bombay	—	—	—	—	—	40,42,794	41,13,310	37,77,738	29,58,078	30,36,514
“ Sind	—	—	—	—	—	1,79,669	2,66,632	3,10,670	2,78,864	2,93,993
“ Madras	—	—	—	—	—	8,33,577	7,25,426	5,70,093	6,15,661	7,76,300
“ Burma	—	—	—	—	—	12,32,569	11,71,033	16,10,936	14,82,078	11,75,660
TOTAL	—	—	—	—	—	83,19,606	88,12,486	94,34,365	82,21,644	81,29,062
Bobbins (III. V)—										
United Kingdom	—	—	—	—	—	49,55,197	45,85,181	36,98,721	38,40,491	30,70,772
Ceylon	—	—	—	—	—	4,100
TOTAL BRITISH EMPIRE	—	—	—	—	—	49,55,197	45,85,181	37,02,821	38,40,491	30,70,772
Finland	—	—	—	—	—	..	1,170	11,785	15,420	11,844
Sweden	—	—	—	—	—	1,204	13,560	31,688	30,929	38,068
Norway	—	—	—	—	—	..	1,059	..	3,358	..
Germany	—	—	—	—	—	1,03,623	1,27,182	2,29,924	2,49,915	2,47,994
Netherlands	—	—	—	—	—	2,272	2,882	..
France	—	—	—	—	—	2,163	1,488	4,388	4,907	35
Italy	—	—	—	—	—	..	8,874	1,625	24,555	3,073
Austria	—	—	—	—	—	859	4,984
Japan	—	—	—	—	—	2,84,165	3,13,923	3,09,470	1,87,926	93,463
Portuguese East Africa	—	—	—	—	—	4,38,076
United States of America—										
Via Atlantic Coast	—	—	—	—	—	15	7,020	45	275	3,276
Other Foreign Countries	—	—	—	—	—	175	..	57
TOTAL FOREIGN COUNTRIES	—	—	—	—	—	8,09,251	4,68,781	5,91,372	5,10,035	4,04,799
Share of Bengal	—	—	—	—	—	10,37,466	10,26,653	16,23,133	15,15,563	13,11,456
“ Bombay	—	—	—	—	—	44,06,186	33,05,517	25,31,633	21,77,741	20,33,903
“ Madras	—	—	—	—	—	2,55,139	2,13,896	1,24,035	1,50,516	1,25,212
“ Burma	—	—	—	—	—	16,863	7,391	10,422	6,703	..
TOTAL	—	—	—	—	—	57,04,443	50,53,962	42,94,193	38,50,526	34,75,571
Books, printed, and printed matter (not being stationery), including maps and charts* (III. V)—										
United Kingdom	16,569	18,325	20,180	24,438	24,543	44,41,964	44,64,400	47,40,327	43,67,050	47,45,045
Aden and Dependencies	24	7	2	9	6	1,845	850	400	342	657
Mesopotamia	31	10	11	97	1	5,166	4,838	675	11,658	155
Bahrain Islands	12	..	1	1	..	2,045	10	100	150	..
Ceylon	85	185	119	186	123	15,700	25,526	15,341	21,444	16,587
Straits Settlements (including Labuan)	124	144	88	210	133	22,144	16,850	17,521	21,380	14,303
HongKong	45	34	31	61	92	4,193	2,333	4,917	6,106	7,692
Egypt†	186	—	—	—	—	32,412	—	—	—	—
Natal	8	4	3	..	6	1,365	275	467	215	604
Kenya Colony	6	5	1	..	24	935	1,050	135	..	920
Canada—										
Via Atlantic Coast	16	24	34	34	71	2,794	4,911	11,791	7,513	13,314
“ Pacific “	1	18	421	1,393
Western Australia	3	1	..	441	177
South Australia (including Northern Territory)	20	1	3	1	..	2,700	115	261	202
Victoria	24	43	9	5	24	6,044	8,467	2,491	1,481	3,471
Tasmania	5
New South Wales	12	5	3	24	43	5,523	972	947	3,875	21,401
Queensland	20
Australian Commonwealth (Total)	36	71	13	32	69	11,567	12,676	3,558	10,617	25,271
Other British Possessions	5	6	1	8	8	625	520	175	722	634
TOTAL BRITISH EMPIRE	17,143	18,333	20,469	25,080	25,034	45,43,176	45,35,626	47,95,997	49,49,103	48,30,082

† Shown as a Foreign Country from 1923-24.
* Free of duty

No. 13—continued

ARTICLES, AND COUNTRIES OF CONSIGNMENT; ALSO SHARE OF EACH PROVINCE	QUANTITY					VALUE				
	1922-23	1923-24	1924-25	1925-26	1926-27	1922-23	1923-24	1924-25	1925-26	1926-27
	Cwts.	Cwts.	Cwts.	Cwts.	Cwts.	₹	₹	₹	₹	₹
Books, printed, and printed matter (not being station- ery), including maps and charts† (III. V)—continued										
Sweden	7	20	91	712	188	737	2,634	12,580	51,012	15,890
Norway	14	4	188	41	2	2,314	355	5,948	3,482	180
Germany	419	618	1,055	1,062	1,418	38,191	57,598	1,22,155	1,19,820	1,47,100
Netherlands	23	59	72	84	107	4,394	6,014	10,680	7,701	10,841
Belgium	64	17	40	17	258	11,062	4,599	6,086	4,121	14,758
France	104	100	122	236	459	17,188	18,772	14,720	18,410	57,814
Switzerland	10	11	26	65	43	2,323	1,426	3,554	8,571	5,262
Italy	88	101	140	199	96	7,891	15,044	18,584	18,537	11,269
Austria	8	19	15	17	68	1,941	3,624	1,348	1,986	23,848
Turkey, European	16	11	3	1,295	2,100	480
Persia	7	7	14	3	77	4,083	1,286	1,612	715	4,062
Java	13	1	7	17	17	2,220	140	761	2,354	1,640
China (exclusive of Hongkong and Macao)	60	103	66	145	193	8,873	10,571	9,061	10,460	23,452
Japan	94	113	191	729	250	15,098	14,892	22,670	50,850	31,008
Egypt ‡	221	250	256	154	..	48,276	34,408	26,406	20,110
United States of America— Via Atlantic Coast	1,758	1,874	2,255	2,334	2,905	4,80,162	8,95,625	18,60,498	8,96,974	4,27,050
" Pacific "	25	156	167	58	138	5,866	28,488	22,461	6,679	25,616
Other Foreign Countries	21	12	36	40	27	2,507	1,521	2,340	2,448	2,951
TOTAL FOREIGN COUNTRIES	2,716	3,436	4,701	6,021	6,406	5,54,755	6,08,744	16,50,754	7,89,475	8,80,101
Share of Bengal	7,154	8,677	9,494	10,669	11,242	20,91,610	22,77,303	34,20,991	33,90,173	24,85,866
" Bombay	7,871	8,268	10,299	12,866	12,668	18,97,823	18,14,618	19,20,768	19,56,500	17,67,614
" Sind	399	722	1,060	1,009	1,142	1,95,335	1,71,606	1,99,453	2,35,154	2,80,325
" Madras	3,091	3,537	3,367	3,390	3,751	6,90,602	6,46,516	6,53,889	7,45,455	7,39,465
" Burma	843	1,065	1,070	2,368	2,687	3,22,501	2,32,328	2,42,360	3,32,398	3,57,018
TOTAL	19,868	22,269	25,190	31,101	31,490	50,97,951	51,42,370	64,46,661	56,87,578	56,60,188
Boots and Shoes—										
Of leather (III. A)—	Pairs	Pairs	Pairs	Pairs	Pairs					
United Kingdom	100,456	159,708	222,789	316,894	367,674	9,78,680	12,82,256	15,48,068	19,84,111	22,58,768
Mesopotamia	1,398	924	18	58	263	6,422	3,903	122	446	518
Ceylon	1,339	1,508	1,836	1,505	1,968	4,956	3,467	5,653	4,739	5,901
Straits Settlements (includ- ing Labuan)	3,188	4,118	3,380	2,505	2,223	13,920	13,203	12,787	11,711	8,339
Hongkong	966	291	12	4	2	3,040	508	120	49	10
Natal	328	696	..	3	6	899	2,365	..	20	60
Zanzibar and Pemba	365	2,434
Canada— Via Atlantic Coast	1	5	327	4	10	1,390
" Pacific "	210	1,640
Other British Possessions	210	15	39	51	116	820	57	92	183	1,148
TOTAL BRITISH EMPIRE	108,411	167,473	228,388	321,020	372,578	10,98,747	13,07,909	16,69,276	20,01,259	22,76,529

‡ Shown as a Foreign Country from 1923-24.
† Free of duty.

GENERAL IMPORTS

No. 13—continued

ARTICLES AND COUNTRIES OF CONSIGNMENT; ALSO SHARE OF EACH PROVINCE	QUANTITY					VALUE				
	1922-23	1923-24	1924-25	1925-26	1926-27	1922-23	1923-24	1924-25	1925-26	1926-27
Boots and Shoes—continued										
<i>Of leather (III. A)—contd.</i>	Pairs	Pairs	Pairs	Pairs	Pairs	R	R	R	R	R
Germany	667	1,867	3,717	4,519	4,621	2,721	16,964	22,668	20,335	29,539
Netherlands	98	49	521	228	143	230	359	6,364	3,743	1,683
Belgium	1	323	976	1,539	482	23	3,917	8,541	15,058	3,496
France	1,617	3,630	2,804	7,843	12,038	19,237	41,491	26,873	82,212	1,11,420
Switzerland	3,081	6,429	4,456	2,766	5,466	40,955	65,508	44,717	25,778	49,280
Italy	66	205	414	4,005	9,429	595	1,122	4,342	27,196	49,812
Austria	29	397	1,049	2,355	9,674	921	10,893	12,062	17,383	45,754
Czechoslovakia	47	..	11,452	32,006	..	383	..	57,259	1,65,383
China (exclusive of Hong-kong and Macao)	567	115	636	100	268	2,075	338	180	335	1,533
Japan	3,678	4,943	7,601	5,972	3,753	6,898	4,355	7,218	7,769	2,286
United States of America—										
<i>Via Atlantic Coast</i>	4,662	6,089	5,464	5,072	11,450	26,702	71,288	26,417	22,820	32,385
<i>" Pacific "</i>	92	10	..	666	..	151	64	..	2,272	..
Other Foreign Countries	39	179	192	322	86	217	1,030	957	649	571
TOTAL FOREIGN COUNTRIES	14,597	24,788	27,830	46,339	88,435	1,00,775	2,17,682	1,60,334	2,82,809	4,93,142
<i>Share of Bengal</i>	13,487	25,163	33,608	62,426	90,417	1,78,789	2,14,461	2,20,633	3,50,353	4,73,643
<i>" Bombay</i>	51,585	82,101	99,923	129,991	155,579	4,69,216	6,45,196	7,11,718	8,32,216	9,69,308
<i>" Sind</i>	16,371	18,101	40,803	60,040	67,346	1,14,152	1,37,988	2,81,373	4,11,321	3,78,333
<i>" Madras</i>	10,030	10,236	12,033	14,666	15,316	34,536	64,714	67,195	93,047	99,207
<i>" Burma</i>	26,485	56,670	79,151	99,716	131,795	2,57,829	4,63,232	4,42,633	5,96,551	8,53,675
TOTAL	123,008	192,261	256,218	367,859	461,013	11,04,522	15,25,591	17,29,610	22,84,068	27,69,871
<i>Of other materials (III. A)—</i>	Pairs	Pairs	Pairs	Pairs	Pairs					
United Kingdom	153,923	182,324	249,924	394,838	344,254	3,76,719	3,99,792	4,69,924	6,77,066	6,62,785
Straits Settlements (including Labuan)	14,034	53,225	38,086	94,355	70,678	38,435	82,000	76,660	1,60,994	97,274
Hongkong	8,278	9,270	4,758	6,497	4,551	13,296	7,218	5,529	6,608	3,356
Canada—										
<i>Via Atlantic Coast</i>	4,421	459	4,605	6,525	..	12,489	1,509	12,425	19,207
<i>" Pacific "</i>	755	4,088
Other British Possessions	230	462	274	144	38	707	479	363	305	125
TOTAL BRITISH EMPIRE	177,274	249,702	298,501	500,379	426,091	4,38,245	5,01,976	5,53,990	8,57,398	7,82,727
Germany	13,772	2,049	9,094	3,283	29,746	15,152	5,598	19,137	8,900	80,243
Belgium	612	406	595	1,103	1,510	1,028
France	3,288	3,866	1,689	5,627	27,236	27,210	33,870	10,160	33,999	61,302
Switzerland	5,895	1,849	2,992	2,563	1,838	53,437	13,512	22,616	18,092	14,310
Italy	17,227	23,561	17,313	18,789	..	20,303	24,769	23,679	31,484
Austria	8,076	41,248	121,194	172,134	266,801	11,512	52,522	1,35,072	1,84,998	3,29,529
Czechoslovakia	5,616	5,036	46,367	6,336	12,617	1,27,413
China (exclusive of Hong-kong and Macao)	5,353	1,736	933	1,462	1,699	14,045	2,518	1,946	2,380	2,457
Japan	29,036	178,575	117,807	93,362	71,804	46,670	2,21,372	1,55,082	1,28,183	1,01,580
Egypt	1	12	3	409	..	4	61	54	1,150
United States of America—										
<i>Via Atlantic Coast</i>	10,935	31,297	84,335	120,330	561,309	49,484	1,53,891	2,63,392	4,75,579	14,05,239
<i>" Pacific "</i>	9,036	3,112	168	1,849	1,180	44,870	13,282	782	7,091	3,462
Other Foreign Countries	146	133	414	27	336	346	171	2,039	71	1,009
TOTAL FOREIGN COUNTRIES	85,037	281,148	368,432	489,030	1,028,079	2,63,226	5,17,043	6,42,995	8,98,558	21,60,786

No. 13—continued

ARTICLES, AND COUNTRIES OF CONSIGNMENT; ALSO SHARE OF EACH PROVINCE	QUANTITY					VALUE				
	1922-23	1923-24	1924-25	1925-26	1926-27	1922-23	1923-24	1924-25	1925-26	1926-27
						₹	₹	₹	₹	₹
Boots and Shoes—continued										
<i>Of other materials (III. A)</i>										
—continued										
<i>Share of Bengal</i>	Pairs	Pairs	Pairs	Pairs	Pairs					
..	52,182	75,093	97,103	194,649	434,768	1,11,140	1,43,350	1,96,319	3,91,169	10,71,738
.. <i>Bombay</i>	26,548	41,092	59,517	102,832	205,318	1,21,375	1,28,705	1,54,236	2,47,607	4,76,316
.. <i>Sind</i>	32,238	47,358	140,710	185,032	243,604	72,440	85,658	2,03,732	2,89,786	3,51,843
.. <i>Madras</i>	4,451	3,600	3,119	10,457	17,436	22,645	22,906	33,055	31,491	43,516
.. <i>Burma</i>	145,392	358,202	356,464	496,483	503,044	3,68,371	6,37,301	6,17,637	8,16,983	10,00,530
TOTAL	262,311	530,845	661,933	989,409	1,434,170	6,96,471	10,19,018	11,96,935	17,55,906	29,43,493
Total Boots and Shoes—	Pairs	Pairs	Pairs	Pairs	Pairs					
United Kingdom	254,379	342,030	472,668	711,732	711,928	13,50,399	16,62,048	20,17,992	26,61,177	29,21,633
Mesopotamia	1,438	964	40	58	283	6,628	4,003	192	446	536
Ceylon	2,037	1,980	2,076	1,641	2,030	5,453	3,846	5,917	6,019	3,903
Straits Settlements (including Labuan)	17,217	57,343	41,466	66,860	72,396	52,355	95,203	89,447	1,72,705	1,00,113
Hongkong	9,269	9,561	4,770	6,441	4,553	18,336	7,726	5,649	6,657	3,366
Egypt †	180	—	—	—	—	402	—	—	—	—
Natal	323	696	19	3	6	899	2,365	30	20	60
Zanzibar and Pemba	365	2,434
Canada—										
<i>Via Atlantic Coast</i>	1	4,426	459	4,605	6,852	4	12,408	1,509	12,425	20,597
.. <i>Pacific</i>	755	210	4,088	1,640
Other British Possessions	211	15	10	59	116	825	57	29	208	1,143
TOTAL BRITISH EMPIRE	285,865	417,175	521,359	821,399	798,669	14,37,394	18,09,384	21,23,199	28,58,657	30,59,256
Germany	14,439	3,916	12,811	7,302	34,367	17,373	22,562	41,800	29,235	1,09,787
Netherlands	93	49	567	236	229	230	359	6,632	3,775	2,325
Belgium	1	323	1,538	1,945	1,077	23	3,917	9,644	16,568	4,524
France	4,905	7,496	4,493	13,470	39,274	46,447	75,361	37,033	1,16,211	1,72,722
Switzerland	8,476	8,273	7,443	5,349	7,304	94,392	79,029	67,333	44,770	64,090
Italy	66	17,432	23,975	21,323	28,168	595	21,425	29,111	50,375	181,296
Austria	3,105	42,145	122,243	174,539	276,475	12,433	63,335	1,47,134	2,02,381	3,75,233
Czechoslovakia	..	47	5,616	16,543	73,393	..	333	6,336	69,376	2,02,301
China (exclusive of Hong- kong and Macao)	5,920	1,901	1,574	1,562	1,367	16,120	2,856	3,126	3,215	3,990
Japan	32,714	188,518	125,408	104,334	74,557	53,563	2,25,727	1,62,300	1,35,967	1,03,866
Egypt †	—	101	33	26	465	—	599	351	350	1,613
United States of America—										
<i>Via Atlantic Coast</i>	15,597	37,386	89,799	185,402	372,759	76,186	2,25,179	2,89,800	4,98,399	14,37,674
.. <i>Pacific</i>	9,123	3,122	163	2,515	1,180	45,021	13,346	782	9,368	3,462
Other Foreign Countries	5	212	569	313	279	651	606	2,505	399	475
TOTAL FOREIGN COUNTRIES	99,454	305,931	306,292	536,869	1,116,514	3,63,599	7,34,725	8,03,396	11,61,267	24,53,908
<i>Share of Bengal</i>	Pairs	Pairs	Pairs	Pairs	Pairs					
..	70,659	100,248	130,611	257,975	575,245	2,39,929	3,53,311	4,19,097	7,42,942	15,45,431
.. <i>Bombay</i>	78,133	123,193	159,440	232,373	330,397	5,90,591	7,72,901	8,65,954	10,79,723	14,46,124
.. <i>Sind</i>	49,699	65,959	181,313	245,078	310,360	1,36,592	2,22,644	4,35,111	6,31,177	7,25,631
.. <i>Madras</i>	14,531	13,336	20,132	25,143	33,252	1,07,181	37,620	39,250	1,24,333	1,41,723
.. <i>Burma</i>	172,377	414,372	426,636	595,199	634,339	6,26,700	11,01,133	10,60,273	14,12,544	18,54,205
TOTAL	385,319	723,106	918,151	1,357,265	1,915,183	13,00,993	25,44,609	29,26,595	40,40,024	67,18,161

† Shown as a Foreign Country from 1923-24

GENERAL IMPORTS

No. 13—continued

ARTICLES, AND COUNTRIES OF CONSIGNMENT; ALSO SHARE OF EACH PROVINCE	QUANTITY					VALUE				
	1922-23	1923-24	1924-25	1925-26	1926-27	1922-23	1923-24	1924-25	1925-26	1926-27
Bristles and Fibre for brushes and brooms—										
Bristles (II. B) (a)—	Cwts.	Cwts.				R	R	R	R	R
United Kingdom	5	13	—	—	—	6,505	3,270	—	—	—
Other British Possessions	10	—	—	—	4	198	—	—	—
TOTAL BRITISH EMPIRE	5	23	—	—	—	6,509	3,468	—	—	—
Germany	1	—	—	—	..	445	—	—	—
Philippine Islands and Guam	10	—	—	—	..	3,515	—	—	—
TOTAL FOREIGN COUNTRIES	..	11	—	—	—	..	3,960	—	—	—
Share of Bengal	5	25	—	—	—	6,505	12,108	—	—	—
“ Bombay	9	—	—	—	..	320	—	—	—
“ Burma	—	—	—	4	..	—	—	—
TOTAL	5	34	—	—	—	6,509	12,428	—	—	—
Fibre (II. B) (a)—	Cwts.	Cwts.								
United Kingdom	14	31	—	—	—	3,559	5,414	—	—	—
Ceylon	182	477	—	—	—	1,618	3,955	—	—	—
Other British Possessions	2	..	—	—	—	84	..	—	—	—
TOTAL BRITISH EMPIRE	148	508	—	—	—	5,261	9,369	—	—	—
Germany	21	5	—	—	—	3,565	2,432	—	—	—
Netherlands	10	—	—	—	..	547	—	—	—
TOTAL FOREIGN COUNTRIES	21	15	—	—	—	3,565	2,979	—	—	—
Share of Bengal	182	41	—	—	—	6,056	1,770	—	—	—
“ Bombay	22	460	—	—	—	2,558	9,791	—	—	—
“ Sind	10	—	—	—	..	547	—	—	—
“ Madras	22	12	—	—	—	128	240	—	—	—
“ Burma	2	..	—	—	—	84	..	—	—	—
TOTAL	169	523	—	—	—	8,826	12,348	—	—	—
Total Bristles and Fibre for brushes and brooms—	Cwts.	Cwts.	Cwts.	Cwts.	Cwts.					
United Kingdom	19	44	187	157	139	10,064	13,684	9,362	13,452	8,412
Ceylon	182	487	148	58	41	1,618	4,153	2,153	1,097	821
Kenya Colony	260	8,150	..
Other British Possessions	2	88
TOTAL BRITISH EMPIRE	153	581	280	465	180	11,770	17,937	11,515	22,699	9,233
Germany	21	6	51	96	16	3,565	2,877	4,060	2,810	942
Netherlands	10	41	547	2,190
France	651	14,939	..
Philippine Islands and Guam	10	..	2	3,515	..	24	..
Other Foreign Countries	5	9	213	1,391
TOTAL FOREIGN COUNTRIES	21	26	92	754	25	3,565	6,939	6,250	18,036	2,333
Share of Bengal	182	66	242	432	149	12,561	13,373	11,551	19,943	8,317
“ Bombay	22	469	35	781	46	2,558	10,111	5,105	20,687	2,007
“ Sind	10	6	..	547	949
“ Madras	22	12	45	6	4	128	240	1,008	105	253
“ Burma	2	88
TOTAL	174	557	372	1,219	205	15,335	24,776	17,765	40,735	11,565

(a) Included in "Bristles and Fibre for brushes and brooms" from 1924-25.

No. 13—continued

ARTICLES, AND COUNTRIES OF CONSIGNMENT; ALSO SHARE OF EACH PROVINCE	QUANTITY					VALUE				
	1922-23	1923-24	1924-25	1925-26	1926-27	1922-23	1923-24	1924-25	1925-26	1926-27
	Dozens	Dozens	Dozens	Dozens	Dozens	R	R	R	R	R
Brushes and Brooms—										
<i>Brushes—</i>										
Paint and varnish brushes (III. V)—										
United Kingdom	29,192	26,742	22,614	31,777	36,579	3,25,567	3,12,239	1,86,540	2,21,492	2,74,934
Other British Possessions	182	26	58	41	31	540	390	458	611	180
TOTAL BRITISH EMPIRE	29,374	26,768	22,672	31,818	36,610	3,26,107	3,12,629	1,86,998	2,22,103	2,75,114
Germany	19,165	30,214	12,006	18,120	33,598	51,204	59,662	23,116	31,703	44,000
Italy	66	36	8	..	330	775	14	15	..	1,700
Austria	1,309	170	..	5,930	..	1,900	441	..	10,837
Czechoslovakia	355	1,000
Japan	86	2,457	27	141	241	741	1,073	384	803	1,527
United States of America—										
Via Atlantic Coast	1,663	515	252	89	296	13,112	5,837	3,735	904	2,658
.. Pacific	72	50	..	2,035	17	..
Other Foreign Countries	19	30	..	54	..	78	252	..	330	..
TOTAL FOREIGN COUNTRIES	21,071	34,561	13,358	18,454	41,250	67,945	65,643	27,695	38,817	61,422
Share of Bengal	8,493	12,909	6,703	11,066	17,925	1,39,602	1,46,606	56,611	77,312	1,22,919
.. Bombay	27,624	25,493	11,435	21,336	35,333	1,62,768	1,17,878	72,456	92,139	1,04,975
.. Sind	4,146	10,373	5,957	3,610	10,476	22,622	23,970	30,072	40,733	40,251
.. Madras	7,097	3,133	3,607	5,965	9,971	33,043	40,393	30,599	20,201	42,263
.. Burma	3,085	3,916	4,123	3,295	4,155	31,117	45,626	24,955	25,635	26,123
TOTAL	50,445	61,329	39,225	50,272	77,860	3,94,052	3,78,972	2,14,693	2,55,920	3,86,536
Toilet Brushes (III. V)—	Dozens	Dozens	Dozens	Dozens	Dozens					
United Kingdom	2,789	6,926	6,763	7,725	6,619	41,573	51,290	58,705	58,555	52,427
Straits Settlements (including Labuan).	2,049	441	769	15,203	21,495	576	586	1,012	5,679	7,983
Hongkong	59,464	15,587	12,743	11,330	10,618	27,189	5,841	6,463	5,822	3,233
Other British Possessions	1	103	1	157	..	15	707	27	776
TOTAL BRITISH EMPIRE	65,202	22,955	20,388	34,759	38,886	69,338	57,732	66,897	70,083	64,419
Germany	3,299	20,330	25,961	93,777	34,030	10,037	66,065	56,870	1,50,800	93,481
Belgium	240	781	1,187	697	..	1,964	2,433	2,768	1,793
France	130	1,332	2,375	5,096	2,053	777	6,963	10,856	10,724	8,891
Austria	128	95	2	250	812	676	523	416	612	2,002
Czechoslovakia	65	317	492	292	140	351	1,486	1,715	367	379
China (exclusive of Hong- kong and Macao)	1,766	42	12	9,242	35	1,232	59	10	2,654	50
Japan	217	6,199	1,049	47,084	27,016	1,201	2,035	2,523	43,033	25,409
United States of America—										
Via Atlantic Coast	7,994	14,787	25,017	30,332	31,620	65,498	1,21,346	1,96,776	2,03,425	2,37,508
.. Pacific	355	1,147
Other Foreign Countries	6	..	141	100	644	95	8	646	219	597
TOTAL FOREIGN COUNTRIES	13,605	43,342	56,655	187,360	98,047	79,867	2,00,389	2,73,447	4,15,302	3,89,810
Share of Bengal	4,597	13,127	19,673	56,069	29,023	32,702	72,313	1,02,769	1,22,929	1,13,359
.. Bombay	6,662	17,464	20,946	65,559	39,236	43,415	74,490	97,196	1,37,393	1,45,433
.. Sind	1,734	7,044	12,117	15,439	10,308	19,742	64,463	70,790	95,430	73,001
.. Madras	1,066	2,701	4,399	11,490	7,959	13,213	22,253	29,667	40,976	43,035
.. Burma	64,933	20,951	30,093	73,542	50,147	40,133	28,027	39,942	38,657	54,401
TOTAL	78,807	60,297	77,028	222,119	136,933	1,49,205	2,58,121	3,40,334	4,85,385	4,34,229

GENERAL IMPORTS

(100)

No. 13—continued

ARTICLES, AND COUNTRIES OF ORIGIN; ALSO SHARE OF EACH PROVINCE	QUANTITY					VALUE				
	1922-23	1923-24	1924-25	1925-26	1926-27	1922-23	1923-24	1924-25	1925-26	1926-27
						R	R	R	R	R
Brushes and Brooms—contd.										
<i>Brushes—continued</i>										
Other Brushes (III. V)—	Dozens	Dozens	Dozens	Dozens	Dozens					
United Kingdom	21,079	30,042	35,676	43,503	33,096	2,91,775	2,48,785	2,66,399	2,11,657	2,31,818
Straits Settlements (including Labuan)	25	23	177	1,383	7,013	201	86	468	1,330	1,854
Hongkong	3,233	1,441	2,853	5,483	1,247	3,112	2,018	1,843	2,245	569
New Zealand (including New Zealand and British Samoa)	59	1,010
Other British Possessions	84	52	28	29	223	510	595	387	712	1,081
TOTAL BRITISH EMPIRE	24,480	31,558	38,734	50,298	41,579	2,96,608	2,51,484	2,69,071	2,16,056	2,35,422
Germany	23,537	46,788	55,896	58,146	55,642	91,007	1,11,874	92,193	1,14,211	1,20,719
Belgium	14	344	482	1,093	..	49	1,100	2,328	2,171
France	278	546	189	723	..	733	2,890	685	2,321
Switzerland	564	..	1,045	100	20	1,565	..	2,470	75	45
Italy	1,080	1	3	1,502	1,547	1,064	10	10	1,195	951
Austria	399	1,159	1,922	2,090	4,375	575	3,858	3,161	4,408	6,296
Hungary	790	1,314	491	1,010	2,242	1,284
Czechoslovakia	21	160	882	1,090	..	97	820	3,078	3,374
China (exclusive of Hongkong and Macao)	2,799	852	2,263	5,147	2,575	3,752	1,177	2,332	2,015	1,883
Japan	13,841	17,682	46,322	22,497	60,031	34,346	39,951	36,512	26,349	51,343
United States of America—										
Via Atlantic Coast	3,950	4,056	3,713	15,846	5,778	27,162	42,545	78,757	75,953	49,308
.. Pacific	46	1	1	620	42
Other Foreign Countries	2	13	171	4	23	23	65	732	25	18
TOTAL FOREIGN COUNTRIES	45,972	70,910	118,781	108,599	183,389	1,59,500	2,00,979	2,22,029	2,33,444	2,40,213
<i>Share of Bengal</i>	7,741	9,574	44,782	45,809	52,373	1,23,033	75,305	1,20,644	1,59,755	1,37,322
.. Bombay	42,331	72,417	32,519	30,066	37,193	2,37,868	2,74,591	2,79,733	1,93,132	2,53,708
.. Sind	2,193	3,645	7,457	4,432	3,029	14,609	13,298	20,034	22,072	10,896
.. Madras	6,316	3,449	5,420	9,769	16,072	37,522	33,479	24,333	32,253	34,743
.. Burma	19,371	3,383	17,237	19,071	22,201	33,051	44,899	36,351	36,079	33,986
TOTAL	70,452	102,468	157,515	158,897	174,968	4,56,108	4,52,423	4,91,100	4,49,500	4,75,685
Brooms (III. V)—	Dozens	Dozens	Dozens	Dozens	Dozens					
United Kingdom	1,291	40,925	1,959	6,067	1,570	14,131	18,324	16,279	14,134	16,989
Straits Settlements (including Labuan)	108,283	80,046	84,105	103,351	86,873	19,142	[11,952	14,240	16,898	14,848
Hongkong	1,858	2,536	1,719	1,569	1,110	5,174	5,173	4,818	4,014	3,100
Other British Possessions	171	105	102	116	108	308	569	341	315	222
TOTAL BRITISH EMPIRE	111,603	123,612	87,865	111,203	89,459	38,753	36,018	35,678	35,356	35,249
United States of America—										
Via Atlantic Coast	18	49	53	57	11	697	1,611	1,501	552	263
.. Pacific	4	..	4	12	2	11	..	149	61	68
Other Foreign Countries	75	319	340	623	337	294	671	415	730	998
TOTAL FOREIGN COUNTRIES	97	368	397	692	350	1,002	2,282	2,065	1,393	1,329
<i>Share of Bengal</i>	632	135	277	342	776	3,488	1,931	3,994	4,319	6,413
.. Bombay	478	451	332	127	361	6,171	6,071	6,432	1,386	3,225
.. Sind	99	162	463	372	162	2,205	3,225	6,303	3,742	[2,732
.. Madras	116	129	136	272	367	1,950	1,441	1,101	2,219	3,423
.. Burma	110,375	123,113	36,374	110,532	88,553	26,343	25,627	21,483	25,233	20,755
TOTAL	111,700	123,980	88,282	111,895	90,809	39,755	38,300	37,743	36,749	36,578

No. 13—continued

ARTICLES, AND COUNTRIES OF CONSIGNMENT; ALSO SHARE OF EACH PROVINCE	QUANTITY					VALUE				
	1922-23	1923-24	1924-25	1925-26	1926-27	1922-23	1923-24	1924-25	1925-26	1926-27
Brushes and Brooms <i>—concluded</i>										
Total Brushes and Brooms—	Dozens	Dozens	Dozens	Dozens	Dozens					
United Kingdom	54,352	104,635	67,212	89,072	77,864	6,73,046	6,31,338	5,27,923	5,05,838	5,76,268
Ceylon	189	140	133	132	133	674	1,241	812	1,534	804
Straits Settlements (including Labuan)	111,257	80,510	85,051	119,840	115,203	19,919	12,627	15,714	23,068	24,783
Hongkong	64,593	19,564	17,359	18,982	12,972	35,493	13,032	13,374	12,124	6,902
New Zealand (including Nauru and British Samoa)	59	1,010
Other British Possessions	209	44	114	2	362	664	325	311	24	1,357
TOTAL BRITISH EMPIRE	230,659	204,893	169,869	228,078	206,634	7,20,306	6,58,563	5,58,634	5,43,596	6,10,204
Germany	46,001	97,364	94,733	170,067	123,270	1,52,248	2,34,934	1,72,179	2,96,829	2,53,200
Belgium	9	257	1,125	1,677	1,338	48	2,048	3,593	5,146	4,229
France	130	1,637	3,421	5,832	3,776	777	7,913	18,746	11,659	11,422
Switzerland	7,564	..	1,645	100	20	1,565	..	2,470	75	45
Italy	1,146	37	106	1,503	3,021	1,339	24	310	1,198	3,243
Austria	527	2,563	2,094	2,940	11,113	1,251	6,181	4,018	5,020	13,935
Hungary	790	1,414	491	1,010	2,461	1,234
Czechoslovakia	333	652	1,174	1,535	..	1,533	2,535	3,945	4,753
China (exclusive of Hongkong and Macao)	4,626	1,154	2,530	14,376	3,329	5,023	1,393	2,536	6,310	2,513
Japan	13,966	26,365	47,438	69,829	67,353	36,540	43,180	39,645	70,236	78,417
United States of America—										
Via Atlantic Coast	13,626	19,407	34,035	46,124	37,705	1,06,469	1,71,339	2,30,773	2,30,924	2,39,737
" Pacific "	76	46	360	63	2	2,047	620	1,333	78	68
Other Foreign Countries	75	13	212	4	23	507	73	1,093	25	24
TOTAL FOREIGN COUNTRIES	80,745	149,181	189,191	315,105	273,536	3,06,314	4,60,293	5,25,236	6,33,956	6,72,774
Share of Bengal	21,373	40,755	70,735	113,076	100,187	3,02,723	3,02,355	2,32,033	3,64,116	3,33,013
" Bombay	77,495	116,335	115,333	167,033	162,133	4,60,242	4,73,135	4,64,323	4,29,300	5,19,341
" Sind	3,172	21,714	25,994	33,303	24,165	59,173	1,04,956	1,37,099	1,01,430	1,36,380
" Madras	15,095	19,417	18,562	27,436	33,369	39,333	1,03,071	35,890	96,364	1,23,464
" Burma	139,269	156,363	137,937	306,790	165,256	1,36,144	1,44,039	1,22,781	1,76,204	1,35,230
TOTAL	311,404	3,54,074	359,060	543,183	430,070	10,39,120	11,27,358	10,33,870	12,37,554	12,32,978
Building and Engineering materials, other than of iron, steel or wood—										
Asphalt (II. B)—	Tons	Tons	Tons	Tons	Tons					
United Kingdom	1,744	1,846	1,358	1,150	2,262	2,53,014	2,72,155	2,06,393	1,53,314	2,17,937
Mesopotamia	25	1,435	40
British West India Islands	2,500	940	1,500	3,37,344	1,24,409	1,74,555	..	40
Other British Possessions	6	600	87
TOTAL BRITISH EMPIRE	4,250	2,811	2,858	1,150	2,262	6,45,458	3,98,136	3,81,488	1,53,314	2,18,027
Germany	161	454	353	..	10	14,379	47,200	34,123	143	352
Netherlands	192	375	3,733	10,412	..	19,192	36,097	3,70,139	9,61,549
Belgium	50	229	1	..	55	7,337	27,322	196	..	5,560
United States of America—										
Via Atlantic Coast	1,393	2,004	5,374	6,573	9,449	2,35,073	5,15,323	6,40,249	6,67,377	10,35,049
" Pacific "	600	672	412	933	1,003	67,700	1,13,733	57,029	1,44,879	1,91,433
Other Foreign Countries	15	60	52	..
TOTAL FOREIGN COUNTRIES	2,709	4,451	6,515	11,292	20,934	3,24,939	7,23,350	7,67,779	11,63,095	21,94,413

ARTICLES AND COUNTRIES OF CONSIGNMENT; ALSO SHARE OF EACH PROVINCE	QUANTITY					VALUE				
	1922-23	1923-24	1924-25	1925-26	1926-27	1922-23	1923-24	1924-25	1925-26	1926-27
Building and Engineering materials, other than of iron, steel or wood—contd.										
Asphalt (II. B)—continued	Tons	Tons	Tons	Tons	Tons	R	R	R	R	R
Share of Bengal	3,044	2,022	3,125	4,200	6,889	3,86,771	2,83,711	3,78,805	4,93,798	7,42,219
" Bombay	3,508	4,600	5,370	6,690	11,217	5,55,243	7,56,943	6,76,200	6,74,889	11,32,953
" Sind	3	175	330	1,168	4,744	1,570	17,345	33,141	1,17,474	4,13,419
" Madras	387	274	423	311	224	25,008	36,733	43,486	33,097	23,087
" Burma	17	191	185	73	722	2,857	26,699	12,535	17,153	1,00,762
TOTAL	6,959	7,262	9,373	12,442	23,196	9,71,447	11,21,486	11,49,267	13,36,409	24,12,440
Bricks—										
Bricks (other than fire bricks) (III. V)—	No.	No.	No.	No.	No.					
United Kingdom	327,061	19,114	88,194	16,492	18,266	86,472	8,047	23,236	5,460	1,455
Other British Possessions	72	..	20	..	3,500	200	..	40	..	525
TOTAL BRITISH EMPIRE	327,133	19,114	88,214	16,492	21,766	86,672	8,047	23,276	5,460	1,980
Germany	2,108	10,300	11,930	7,040
Belgium	13,189	..	20,500	14,771	..	1,562
Italy	115,204	..	21,424	..	48,073	16,465	..	21,405	..	45,529
Austria	15,008	12,889
United States of America—										
Via Atlantic Coast	456	1,293	731	13,113
" Pacific "	24,200	9,532
Other Foreign Countries	108	1,120	..	320	800	10	134	..	66	15
TOTAL FOREIGN COUNTRIES	155,262	12,713	41,924	320	63,881	53,439	20,287	22,967	66	58,883
Share of Bengal	108,912	10,525	90,898	289	68,301	59,820	18,203	40,892	323	59,893
" Bombay	371,746	18,827	4,449	844	934	76,919	9,761	1,444	228	123
" Sind	200	295
" Madras	48	1,354	34,771	350	16,612	124	235	3,867	417	332
" Burma	1,489	1,121	20	17,329	800	2,953	135	40	4,568	15
TOTAL	482,395	31,827	130,138	18,312	85,647	1,40,111	28,334	46,243	5,526	60,363
Firebricks (III. V)—	No.	No.	No.	No.	No.					
United Kingdom	2,171,970	1,736,340	1,522,124	1,642,681	1,501,039	6,76,779	4,75,872	3,31,487	3,04,889	2,89,357
New South Wales	5,061	12,266
Australian Commonwealth (Total)	5,061	12,266
Other British Possessions	685	1,500	2,782	2,030	117	385	433	566	452	364
TOTAL BRITISH EMPIRE	2,177,666	1,737,840	1,524,866	1,644,761	1,501,156	6,92,430	4,76,305	3,32,053	3,04,841	2,90,721
Germany	48,610	28,659	..	23,217	1,292	32,568	22,836	..	4,980	1,635
United States of America—										
Via Atlantic Coast	10,130	480	1,805	4,009	27,786	4,600	192	607	15,926	152,514
Other Foreign Countries	72	1,246	2,782	162	..	174	623	667	165	..
TOTAL FOREIGN COUNTRIES	58,812	25,385	4,587	27,389	29,078	37,342	23,656	1,174	21,071	54,149

No. 13—continued

ARTICLES, AND COUNTRIES OF CONSIGNMENT; ALSO SHARE OF EACH PROVINCE	QUANTITY					VALUE				
	1922-23	1923-24	1924-25	1925-26	1926-27	1922-23	1923-24	1924-25	1925-26	1926-27
Building and Engineering materials, other than of iron, steel or wood—continued										
<i>Firebricks (III. V)—contd.</i>	No.	No.	No.	No.	No.	B	B	B	B	B
Share of Bengal	455,968	380,651	153,989	152,899	143,582	2,14,315	1,42,659	48,429	77,216	82,985
" Bombay	556,716	592,087	347,692	341,000	198,747	2,01,803	1,39,314	79,393	50,161	43,313
" Sind	29,498	15,239	34,777	101,472	29,817	19,400	3,068	2,295	17,265	4,691
" Madras	218,676	79,858	34,349	85,644	112,966	79,365	24,125	25,437	20,208	22,297
" Burma	977,620	704,390	998,738	1,985,115	1,039,112	2,32,948	1,41,507	1,70,633	1,60,563	1,70,384
TOTAL	2,236,478	1,763,226	1,529,443	1,672,130	1,530,224	7,29,772	4,99,961	3,33,227	3,25,912	3,43,670
Cement—Portland (III. V)—	Tons	Tons	Tons	Tons	Tons					
United Kingdom	96,289	95,224	96,898	92,650	71,617	76,45,480	62,81,475	59,11,646	54,54,029	42,73,174
Ceylon	288	277	544	427	418	20,567	19,111	37,118	20,716	23,104
Straits Settlements (including Labuan)	560	274	150	77	48	46,985	21,927	7,831	5,205	3,761
Hongkong	2,931	668	..	26	1,674	2,35,875	40,750	..	1,162	87,009
Other British Possessions	10	..	9	..	5
TOTAL BRITISH EMPIRE	100,018	96,443	97,592	93,180	73,757	79,48,917	63,63,263	59,56,699	54,81,112	43,97,052
Sweden	965	483	335	..	34	69,400	24,878	15,500	1	1,440
Norway	5,239	2,193	903	310	169	3,63,359	1,24,676	56,335	18,775	8,595
Denmark	1,405	632	901	330	..	86,985	37,415	43,630	15,935	..
Germany	13,193	7,776	5,449	3,336	3,800	9,78,182	4,50,453	2,76,336	1,69,640	4,65,482
Netherlands	614	67	311	397	439	53,114	3,707	15,000	19,029	24,652
Belgium	4,758	1,976	311	1,729	2,085	3,29,573	1,18,033	40,057	83,503	1,07,664
Luxemburg	42	2,500
France	21	2	1,858	25	180
Italy	1,650	1,916	1,598	1,930	4,515	1,17,063	1,11,892	86,260	1,15,433	1,04,105
Austria	583	4	94	47	54	43,411	250	5,699	2,919	2,866
Czechoslovakia	21	169	42	1,300	12,041	1,520
Serb-Croat Slovena State (Jugo-Slavia)	502	502	39,014	33,000
Sumatra	..	100	203	5,250	10,346
Java	..	64	50	2,300	3,000
Japan	4,224	87	3,501	5,678	9,299	3,09,449	4,013	1,90,607	2,23,423	3,84,275
United States of America—										
Vid Atlantic Coast	33	33	30	263	225	3,621	6,822	5,331	25,733	24,331
Other Foreign Countries	..	3	3	..	5	..	200	155	..	129
TOTAL FOREIGN COUNTRIES	33,250	16,016	14,187	14,125	25,592	24,04,229	9,35,480	7,49,294	6,79,421	12,15,080
Share of Bengal	61,777	43,694	34,941	24,937	20,792	47,08,107	23,11,335	20,30,632	13,45,948	10,39,564
" Bombay	17,248	11,724	5,703	5,894	7,903	11,60,122	6,55,804	2,86,333	2,75,791	3,36,354
" Sind	3,738	9,401	3,672	5,962	4,366	6,39,862	6,00,499	4,87,705	3,50,593	2,35,330
" Madras	18,509	21,293	26,688	32,895	25,963	14,69,132	14,20,343	16,49,950	19,22,526	14,52,663
" Burma	26,996	26,341	35,770	37,627	40,325	23,75,923	18,10,662	20,92,373	22,65,875	25,48,221
TOTAL	133,268	112,458	111,779	107,305	99,249	1,08,53,146	72,08,693	66,05,893	61,60,533	56,12,132
Boiler covering (III. V) (a)—	Tons	Tons								
United Kingdom	36	70	9,051	3,220
Other British Possessions	954	413
TOTAL BRITISH EMPIRE	36	70	10,005	3,633
Share of Sind	..	2	686
" Madras	8	12	2,094	2,223
" Burma	28	66	7,911	5,350
TOTAL	36	70	10,005	3,633

(a) Included in "Cement—other kinds" from 1-24-25.

ARTICLES, AND COUNTRIES OF CONSIGNMENT; ALSO SHARE OF EACH PROVINCE.	QUANTITY					VALUE				
	1922-23	1923-24	1924-25	1925-26	1926-27	1922-23	1923-24	1924-25	1925-26	1926-27
Building and Engineering materials, other than of iron, steel or wood—continued										
Cement—continued										
Other kinds (III, V)—	Tons	Tons	Tons	Tons	Tons	Rs	Rs	Rs	Rs	Rs
United Kingdom	680	445	2,104	1,934	725	1,82,184	1,34,009	2,09,740	2,49,822	1,31,320
Aden and Dependencies	18	1,460
Ceylon	7	1	126	488	30	1,416	1,227	1,859	1,094	2,029
Straits Settlements (including Labuan)	10	4	2	1,000	269	202	..	246
Other British Possessions	39	14
TOTAL BRITISH EMPIRE	677	450	2,243	2,402	757	1,84,629	1,35,505	2,13,261	2,50,916	1,33,609
Denmark	4	1	..	85	..	1,985	556	..	4,286
Germany	51	5	3	12	309	5,395	2,878	897	3,172	26,132
Netherlands	8	1	..	5	98	637	594	..	3,377	6,799
Belgium	18	1	84	37	15	4,631	318	3,875	4,637	585
France	31	8	3	10	275	3,240	746	151	771
Switzerland	8	3,637
Italy	9	1	..	48	20	685	400	..	3,299	1,733
Sumatra	50	3,000
Siam	26	5,058	..
Japan	14	..	55	42	100	973	..	1,775	1,425	3,364
United States of America— Via Atlantic Coast	34	66	160	433	202	6,340	15,838	30,373	45,706	35,917
„ Pacific „	1	50	..	230	31	721
Other Foreign Countries	1	9	23	52
TOTAL FOREIGN COUNTRIES	134	159	320	671	930	12,975	28,302	42,691	71,856	80,357
Share of Bengal	304	104	211	495	436	96,020	71,103	56,168	33,487	58,429
„ Bombay	168	25	153	75	245	25,177	12,235	20,252	3,304	24,326
„ Sind	33	54	41	147	185	2,331	9,378	7,853	19,361	26,239
„ Madras	48	37	78	155	176	13,296	16,217	24,311	25,335	32,622
„ Burma	298	399	2,083	2,201	645	66,739	54,869	1,46,365	1,36,305	71,669
TOTAL	811	609	2,563	3,073	1,687	2,03,604	1,63,807	2,55,952	3,22,772	2,13,866
Total Cement—	Tons	Tons	Tons	Tons	Tons					
United Kingdom	96,985	95,739	99,002	94,684	72,342	78,36,715	64,23,704	60,21,336	57,03,251	44,09,394
Aden and Dependencies	18	1,469
Ceylon	245	278	670	895	443	22,937	20,751	38,972	21,810	30,133
Straits Settlements (including Labuan)	570	278	150	77	50	47,935	22,196	3,033	5,303	4,007
Hongkong	2,931	668	..	26	1,674	2,35,875	40,750	..	1,163	37,022
Other British Possessions	39	5
TOTAL BRITISH EMPIRE	100,781	96,963	99,835	95,682	74,514	81,43,551	65,07,401	60,69,860	57,32,028	45,30,551
Sweden	965	483	336	..	34	69,400	24,898	15,552	1	1,440
Norway	5,239	2,198	903	310	189	3,63,359	1,24,676	56,333	12,775	3,595
Denmark	1,405	636	902	330	85	86,885	39,380	44,236	15,935	4,236
Germany	13,244	7,781	5,452	3,398	9,199	9,83,577	4,53,329	2,77,233	1,73,813	4,91,614
Netherlands	622	68	311	403	587	33,751	4,302	15,600	22,406	31,351
Belgium	4,776	1,977	895	1,766	2,100	3,34,204	1,16,351	43,932	32,140	1,03,249
Luxemburg	42	2,500
France	21	31	8	3	12	2,133	3,240	746	176	901
Switzerland	8	3,637
Italy	1,659	1,917	1,596	2,038	4,535	1,17,723	1,12,292	86,260	1,23,733	1,95,837
Austria	533	4	94	47	64	48,411	250	5,699	2,919	2,366
Czechoslovakia	21	169	42	1,800	12,041	1,520
Serb-Croat Slovene State (Jugo-Slavia)	502	502	39,014	33,000
Sumatra	150	203	3,250	10,346
Java	64	50	2,302	3,000
Siam	3	36	155	5,058	..
Japan	4,233	37	3,556	3,720	9,309	3,10,422	4,013	1,92,672	2,29,853	3,37,639
United States of America— Via Atlantic Coast	67	104	190	706	427	9,961	22,708	38,254	71,439	60,246
„ Pacific „	1	50	..	230	31	721
Other Foreign Countries	3	3	9	200	120
TOTAL FOREIGN COUNTRIES	33,384	16,174	14,507	14,786	26,522	24,23,204	9,63,732	7,91,935	7,51,277	12,95,437

No. 13—continued

ARTICLES, AND COUNTRIES OF CONSIGNMENT; ALSO SHARE OF EACH PROVINCE	QUANTITY					VALUE				
	1922-23	1923-24	1924-25	1925-26	1926-27	1922-23	1923-24	1924-25	1925-26	1926-27
Building and Engineering materials, other than of iron, steel or wood— continued						R	R	R	R	R
Cement—concluded										
Total Cement—continued	Tons	Tons	Tons	Tons	Tons					
Share of Bengal	62,081	43,798	35,152	25,432	21,222	48,04,127	28,82,493	21,36,800	14,29,436	10,27,293
„ Bombay	17,406	11,749	5,861	5,969	2,143	11,85,299	6,63,039	3,18,455	2,84,595	3,61,230
„ Sind	2,771	9,457	2,723	6,099	4,551	6,42,193	6,10,437	4,95,553	3,69,874	2,61,530
„ Madras	18,565	21,337	26,763	33,050	26,139	14,24,522	14,38,723	16,74,764	19,43,421	14,85,233
„ Burma	27,292	26,796	27,253	29,222	40,970	24,50,614	18,71,221	22,29,232	24,20,920	26,19,290
TOTAL	124,115	113,137	114,342	110,378	101,026	1,05,66,755	74,71,133	68,61,345	54,83,305	53,25,998
Chalk and lime, excluding French chalk (L.I. V)—	Cwts.	Cwts.	Cwts.	Cwts.	Cwts.					
United Kingdom	25,078	27,028	23,910	26,086	24,491	82,094	61,349	75,920	66,480	66,022
Other British Possessions	116	37	156	—	2	431	195	440	..	127
TOTAL BRITISH EMPIRE	25,194	27,065	24,066	26,086	24,493	82,525	61,544	76,379	66,480	66,209
France	150	1,740
Mascat Territory and Trucial Oman	2,431	..	140	2,611	..	142
Other Native States in Arabia	400	..	400	1,424	..	400	..	2,720	810
Japan	12	5	67	82	224	247	124	1,205	1,754	1,210
Other Foreign Countries	19	42	797	8	837	288	143	954	93	670
TOTAL FOREIGN COUNTRIES	31	447	3,495	520	2,795	535	667	4,870	4,581	4,551
Share of Bengal	22,726	21,096	24,615	31,003	27,791	53,264	37,575	40,417	46,453	45,156
„ Bombay	2,582	4,566	2,510	2,995	7,243	12,226	11,239	12,096	9,746	12,700
„ Sind	1,330	40	4	100	327	5,950	123	56	200	1,143
„ Madras	1,231	1,419	2,064	1,263	1,066	2,930	10,406	11,011	9,208	5,923
„ Burma	356	391	2,262	705	201	1,930	2,142	10,729	4,751	4,602
TOTAL	28,225	27,512	27,561	36,663	27,288	82,000	62,211	61,249	71,061	70,790
Golay (L.I. V)—	Cwts.	Cwts.	Cwts.	Cwts.	Cwts.					
United Kingdom	43,295	44,230	27,225	24,155	23,202	1,56,558	1,30,333	77,606	66,971	67,220
Hongkong	105	..	151	6	..	245	..	1,029	45	..
Other British Possessions	44	93	27	5	151	267	627	219	65	250
TOTAL BRITISH EMPIRE	43,444	44,323	27,513	24,166	23,458	1,57,068	1,31,520	78,844	67,081	67,470
Belgium	620	1,414	..
United States of America— Via Atlantic Coast	54	109	7	21	48	225	1,223	226	223	1,121
Other Foreign Countries	147	84	265	77	164	914	652	409	422	919
TOTAL FOREIGN COUNTRIES	201	193	272	718	212	1,249	2,541	675	2,129	2,040
Share of Bengal	5,292	4,229	2,727	1,207	2,244	24,029	21,675	10,722	7,222	27,100
„ Bombay	12,704	22,011	6,661	5,220	2,472	66,101	62,522	20,710	12,599	24,225
„ Sind	224	1,006	1,116	212	1,209	2,122	2,245	3,079	1,222	2,146
„ Madras	2,222	1,222	1,195	1,720	2,220	14,555	5,122	4,170	6,222	2,722
„ Burma	14,421	15,222	16,122	15,219	17,510	21,020	40,747	40,272	29,121	26,222
TOTAL	42,745	44,516	27,222	24,222	23,665	1,20,017	1,40,061	79,619	69,110	90,170
Tiles (L.I. V)—	No.	No.	No.	No.	No.					
United Kingdom	6,229,220	7,229,416	4,229,561	4,222,991	4,222,222	10,02,210	9,12,724	6,42,427	7,22,992	6,60,722
Aden and Dependencies	2,022	7,220
Ceylon	69,066	45,100	52,276	26,122	27,429	11,654	1,022	1,565	2,075	2,222
Straits Settlements (including Labuan)	2,220	11,212	12,566	4,020	64,219	1,214	2,506	1,701	1,622	2,066
Other British Possessions	502	1,224	..	275	200	..
TOTAL BRITISH EMPIRE	7,012,222	7,454,222	4,222,222	4,222,222	4,222,222	10,24,222	9,16,212	6,42,222	7,22,211	6,60,222

ARTICLES, AND COUNTRIES OF CONSIGNMENT; ALSO SHARE OF EACH PROVINCE	QUANTITY					VALUE				
	1922-23	1923-24	1924-25	1925-26	1926-27	1922-23	1923-24	1924-25	1925-26	1926-27
Building and Engineering materials, other than of iron, steel or wood—continued						₹	₹	₹	₹	₹
<i>Tiles (III. V)—continued</i>	No.	No.	No.	No.	No.					
Germany	845,398	315,813	489,259	462,661	1,665,307	65,164	47,145	59,203	71,292	1,00,290
Netherlands	399,643	298,434	172,568	80,688	50,685	42,390	34,125	19,227	7,543	5,369
Belgium	1,324,667	1,467,559	1,760,912	2,997,703	3,083,759	2,70,564	2,97,578	3,04,664	4,48,791	6,07,349
France	1,810,800	1,307,135	1,071,845	1,795,768	2,943,939	1,71,653	1,12,098	1,20,988	1,89,467	1,57,120
Italy	6,401,407	5,001,766	8,166,470	5,139,701	4,371,898	10,43,890	7,15,823	8,83,983	8,24,267	8,14,505
Austria	76,460	78,400	3,898	3,504	..	4,201	2,182	2,364	4,665	..
Czechoslovakia	1,776	930	..	2,562	..
China (exclusive of Hongkong and Macao)	6,150	4,976	40,940	7,500	3,000	1,082	896	3,922	1,206	450
Japan	157,877	49,092	85,452	349,441	158,138	54,167	16,586	17,205	63,193	29,991
United States of America— Via Atlantic Coast	29,529	2,000	49,762	53,916	..	1,915	880	19,021	35,099	..
Other Foreign Countries	200	834	104	1,680	58	19	931	27	515	35
TOTAL FOREIGN COUNTRIES	11,041,836	8,514,060	11,346,210	10,894,338	13,176,584	16,55,345	12,29,174	14,30,604	16,47,600	13,07,109
<i>Share of Bengal</i>	1,236,219	2,185,304	1,452,106	2,083,603	1,800,796	5,54,674	4,99,760	5,71,964	7,09,391	5,14,374
“ <i>Bombay</i>	13,618,034	11,016,967	12,472,944	10,163,633	13,453,954	17,39,913	13,09,138	11,70,712	12,14,722	15,13,439
“ <i>Sind</i>	1,983,808	464,205	368,110	1,173,046	895,120	72,857	32,064	74,393	1,50,788	1,64,394
“ <i>Madras</i>	419,619	331,619	499,811	494,306	667,442	1,08,361	49,843	83,963	1,02,147	1,93,253
“ <i>Burma</i>	1,697,979	1,970,298	1,384,732	1,315,538	1,349,789	2,03,923	1,44,676	1,79,300	2,34,363	1,38,453
TOTAL	18,055,659	15,968,393	16,177,703	15,220,031	18,167,080	26,79,728	21,45,486	20,30,337	24,11,411	24,73,913
<i>Other kinds (III. V)—</i>	Cwts.	Cwts.	Cwts.	Cwts.	Cwts.					
United Kingdom	121,932	29,094	40,004	64,753	50,791	4,52,601	4,61,561	5,73,693	6,15,104	7,38,652
Ceylon	19,552	21,455	18,808	5,928	9,017	3,542	6,371	5,373	1,193	3,827
Hongkong	156	25	165	203	..	1,328	284	5,448	2,524	..
Western Australia	10	1,005
South Australia (including Northern Territory)	9	60
Victoria	215	10,185
<i>Australian Commonwealth (Total)</i>	9	215	10	60	10,185	1,005
Other British Possessions	166	848	827	117	3,321	140	173	598	1,366	94
TOTAL BRITISH EMPIRE	141,815	51,637	59,299	71,001	63,139	4,57,669	4,78,574	5,85,117	6,20,302	7,43,554
Sweden	1,500	67	30	4,145	2,215	1,017
Norway	60	1,680	43	2,252	7,268	1,374	..
Denmark	143	..	288	1,579	..	3,223
Germany	852	160	2,938	2,921	1,126	9,531	3,758	9,642	10,050	7,730
Netherlands	640	5,313	11,247	2,522	22,405	62,360
Belgium	10,596	2,415	892	3,305	1,350	84,921	20,469	9,290	20,420	9,433
France	200	..	85	58	..	3,942	267	5,555	5,580	..
Italy	18,886	24,124	18,456	44,726	62,744	1,36,315	2,32,679	1,59,730	3,53,506	207,499
Austria	311	1,320	2,094	4,200	..	3,175	12,384	11,344	12,293
Native States in Arabia other than Maskat Territory and Trucial Oman	2	412	..	8	1,918
Java	260	4,724
China (exclusive of Hongkong and Macao)	140	..	488	107	..	562	15	22,332	1,072	..
Japan	1	30	2	59	..	88	50	25	1,333
United States of America— Via Atlantic Coast	6,817	1,665	7,434	2,757	2,619	1,31,097	56,904	1,66,164	1,04,406	35,406
“ <i>Pacific</i>	1,571	12,565	5,441	3,979	1,262	28,433	2,10,291	1,19,686	51,550	17,050
Other Foreign Countries	1	2	334	9	..	70	..	717	210
TOTAL FOREIGN COUNTRIES	39,322	41,304	40,947	65,706	85,346	3,99,525	5,29,976	5,20,342	5,35,164	3,69,497
<i>Share of Bengal</i>	40,677	40,234	55,200	97,572	86,236	4,35,903	5,08,639	6,40,357	3,50,950	5,61,375
“ <i>Bombay</i>	108,506	11,123	9,316	19,660	13,147	1,99,695	1,85,117	2,75,956	1,46,147	1,68,103
“ <i>Sind</i>	1,819	3,051	2,612	2,977	2,315	48,512	47,786	29,734	23,420	59,394
“ <i>Madras</i>	6,646	13,099	4,404	6,693	23,386	93,232	1,27,272	69,863	98,900	3,19,251
“ <i>Burma</i>	23,489	25,384	23,615	9,805	18,401	79,852	1,39,731	82,949	71,049	64,953
TOTAL	181,137	92,941	100,246	136,707	148,485	8,57,194	10,06,550	11,05,459	12,06,466	11,13,081

No. 13—continued

ARTICLES, AND COUNTRIES OF CONSUMENT; ALSO SHARE OF EACH PROVINCE	QUANTITY					VALUE				
	1922-23	1923-24	1924-25	1925-26	1926-27	1922-23	1923-24	1924-25	1925-26	1926-27
Building and Engineering materials other than of iron, steel or wood— concluded						R	R	R	R	R
<i>Total value of Building and Engineering materials, other than of iron, steel or wood—</i>										
United Kingdom	—	—	—	—	—	1,05,56,041	87,52,245	79,56,802	76,74,562	44,70,035
Aden and Dependencies	—	—	—	—	—	7,390	..	1,500
Mesopotamia	—	—	—	—	—	10	1,485	448	585	..
Ceylon	—	—	—	—	—	33,699	28,909	47,061	26,413	38,255
Straits Settlements (including Labuan)	—	—	—	—	—	49,845	25,412	9,947	7,295	7,567
Hongkong	—	—	—	—	—	2,33,707	41,184	6,517	3,731	87,209
British West India Islands	—	—	—	—	—	3,87,844	1,24,409	1,74,555	..	40
Western Australia	—	—	—	—	—	1,005
South Australia (including Northern Territory)	—	—	—	—	—	60
Victoria	—	—	—	—	—	..	10,185
New South Wales	—	—	—	—	—	12,266
<i>Australian Commonwealth (Total)</i>	—	—	—	—	—	12,326	10,185	1,005
Other British Possessions	—	—	—	—	—	654	10	..	631	5
TOTAL BRITISH EMPIRE	—	—	—	—	—	1,12,91,456	89,83,830	81,96,850	77,13,207	66,05,016
Sweden	—	—	—	—	—	69,400	25,721	19,697	2,216	2,487
Norway	—	—	—	—	—	3,63,359	1,26,928	63,616	20,149	8,695
Denmark	—	—	—	—	—	86,685	39,380	45,815	15,936	7,514
Germany	—	—	—	—	—	11,18,324	5,81,416	3,80,286	2,59,480	1,92,060
Netherlands	—	—	—	—	—	96,141	57,619	73,494	4,22,499	10,60,688
Belgium	—	—	—	—	—	7,11,797	4,64,400	3,59,644	5,58,765	7,32,801
Luxemburg	—	—	—	—	—	2,500
France	—	—	—	—	—	1,77,728	1,15,605	1,27,293	1,94,223	1,59,761
Switzerland	—	—	—	—	—	..	70	3,722	620	210
Italy	—	—	—	—	—	13,14,398	10,60,829	11,52,302	13,01,557	12,63,420
Austria	—	—	—	—	—	52,612	5,707	20,455	19,423	37,998
Czechoslovakia	—	—	—	—	—	1,800	12,971	40	3,326	1,520
Serb-Croat Slovene State (Jugo-Slavia)	—	—	—	—	—	39,014	33,000
Maskat Territory and Trucial Oman	—	—	—	—	—	2,611	20	142
Other Native States in Arabia	—	—	—	—	—	..	408	245	2,720	2,737
Sumatra	—	—	—	—	—	..	8,250	10,846
Java	—	—	—	—	—	4,724	2,850	3,000	..	5
Siam	—	—	—	—	—	82	37	177	5,126	110
China (exclusive of Hong- kong and Macao)	—	—	—	—	—	1,644	911	26,254	2,497	570
Japan	—	—	—	—	—	3,65,462	21,989	2,11,898	2,94,385	4,20,205
United States of America— Vid Atlantic Coast	—	—	—	—	—	3,83,712	6,11,008	8,62,481	8,95,030	11,84,338
.. Pacific	—	—	—	—	—	1,05,715	3,24,024	1,76,945	1,96,460	2,09,174
Other Foreign Countries	—	—	—	—	—	281	260	75	129	365
TOTAL FOREIGN COUNTRIES	—	—	—	—	—	48,95,628	34,93,363	35,40,396	41,94,993	57,85,609
<i>Share of Bengal</i>	—	—	—	—	—	65,22,963	43,94,115	33,89,162	36,24,967	39,87,595
.. Bombay	—	—	—	—	—	40,37,959	32,53,533	26,58,396	23,03,037	22,82,448
.. Sind	—	—	—	—	—	7,34,399	7,83,316	6,50,236	6,87,569	9,07,737
.. Madras	—	—	—	—	—	13,05,136	16,92,674	19,16,556	22,19,980	19,86,383
.. Burma	—	—	—	—	—	30,26,197	23,73,029	27,42,466	29,32,607	31,86,464
TOTAL	—	—	—	—	—	1,61,87,084	1,24,77,222	1,17,37,246	1,19,08,200	1,23,90,625
Buttons of all sorts—										
<i>Metal (III. V)—</i>										
United Kingdom	—	—	—	—	—	1,06,270	1,42,734	99,240	97,336	97,361
Straits Settlements (including Labuan)	—	—	—	—	—	1,492	..	23	1,258	3,236
Other British Possessions	—	—	—	—	—	660	700	..	41	60
TOTAL BRITISH EMPIRE	—	—	—	—	—	1,08,422	1,43,434	99,263	98,630	1,00,707

ARTICLES, AND COUNTRIES OF CONSIGNMENT; ALSO SHARE OF EACH PROVINCE	QUANTITY					VALUE				
	1922-23	1923-24	1924-25	1925-26	1926-27	1922-23	1923-24	1924-25	1925-26	1926-27
Buttons of all sorts —continued						R	R	R	R	R
Metal (III. V)—continued										
Germany	—	—	—	—	—	2,68,999	3,79,035	2,91,967	2,91,078	3,78,960
Netherlands	—	—	—	—	—	170	2,327	902
Belgium	—	—	—	—	—	968	570	3,932	2,912	5,207
France	—	—	—	—	—	750	1,612	617	2,954	4,160
Italy	—	—	—	—	—	4,359	14,343	7,463	12,737	19,759
Austria	—	—	—	—	—	6,945	26,119	30,680	50,568	86,428
Czechoslovakia	—	—	—	—	—	49,468	45,976	86,714	1,29,419	1,53,146
Serb-Croat Slovene State (Jugo-Slavia)	—	—	—	—	—	3,475
Indo-China (including Cochin- China, Cambodia, Annam, Tonkin and French leased territories in China)	—	—	—	—	—	..	1,993
China (exclusive of Hong- kong and Macao)	—	—	—	—	—	283	..	453	1,518	2,567
Japan	—	—	—	—	—	47,828	48,601	12,241	11,077	14,387
United States of America— Via Atlantic Coast	—	—	—	—	—	15,844	16,025	14,661	21,988	42,524
Other Foreign Countries	—	—	—	—	—	100	865	804	176	178
TOTAL FOREIGN COUNTRIES	—	—	—	—	—	3,90,714	5,37,466	4,50,474	5,24,372	7,11,106
Share of Bengal	—	—	—	—	—	58,333	57,772	99,765	1,00,100	89,011
.. Bombay	—	—	—	—	—	3,72,693	5,10,654	3,29,235	3,75,028	5,27,441
.. Sind	—	—	—	—	—	2,696	22,041	37,463	23,361	29,107
.. Madras	—	—	—	—	—	38,035	37,704	45,801	72,075	83,841
.. Burma	—	—	—	—	—	31,479	52,729	37,473	51,558	39,413
TOTAL	—	—	—	—	—	4,99,136	6,80,900	5,49,787	6,23,002	8,11,818
Other sorts (III. V)—										
United Kingdom	—	—	—	—	—	1,21,588	1,01,231	1,03,207	86,256	83,963
Hongkong	—	—	—	—	—	4,999	4,549	1,285	1,787	1,538
Egypt	—	—	—	—	—	1,150
Other British Possessions	—	—	—	—	—	494	134	113	1,881	672
TOTAL BRITISH EMPIRE	—	—	—	—	—	1,28,181	1,06,914	1,04,555	89,824	86,182
Germany	—	—	—	—	—	5,87,578	2,88,921	3,43,805	2,14,574	2,69,980
Netherlands	—	—	—	—	—	3,917	12,603	1,268	..	370
Belgium	—	—	—	—	—	7,124	17,251	14,152	16,779	13,935
France	—	—	—	—	—	1,02,683	87,655	19,055	21,298	30,268
Switzerland	—	—	—	—	—	..	5,392	1,563
Italy	—	—	—	—	—	7,29,078	5,12,950	5,36,729	6,78,430	11,91,818
Austria	—	—	—	—	—	26,766	34,330	59,287	24,268	30,631
Czechoslovakia	—	—	—	—	—	53,911	57,493	1,14,199	1,24,304	1,07,144
Siam	—	—	—	—	—	8	..	12	2,604	..
China (exclusive of Hongkong and Macao)	—	—	—	—	—	1,955	320	41,220	563	313
Japan	—	—	—	—	—	8,00,241	9,35,924	9,00,783	9,57,307	11,47,259
United States of America— Via Atlantic Coast	—	—	—	—	—	3,048	16,597	14,896	25,101	15,187
Other Foreign Countries	—	—	—	—	—	277	53	527	..	1,511
TOTAL FOREIGN COUNTRIES	—	—	—	—	—	23,21,586	19,19,489	20,47,496	20,65,222	28,08,315
Share of Bengal	—	—	—	—	—	6,85,600	6,28,927	7,22,457	7,77,691	8,76,051
.. Bombay	—	—	—	—	—	11,45,522	3,72,503	9,11,467	7,43,977	9,55,889
.. Sind	—	—	—	—	—	3,33,773	3,24,281	3,10,978	3,20,060	6,12,738
.. Madras	—	—	—	—	—	77,281	59,167	30,898	50,667	55,484
.. Burma	—	—	—	—	—	2,02,691	1,43,525	1,76,363	2,62,051	3,99,235
TOTAL	—	—	—	—	—	24,49,767	20,25,403	21,52,051	21,55,046	28,94,447

[Shown as a Foreign Country from 1923-24.

No. 13—continued

ARTICLES, AND COUNTRIES OF CONSIGNMENT; ALSO SHARE OF EACH PROVINCE	QUANTITY					VALUE				
	1922-23	1923-24	1924-25	1925-26	1926-27	1922-23	1923-24	1924-25	1925-26	1926-27
Buttons of all sorts—concluded						R	R	R	R	R
<i>Total value of Buttons of all sorts—</i>										
United Kingdom	—	—	—	—	—	2,27,808	2,43,065	2,02,447	1,83,592	1,81,203
Straits Settlements (including Labuan)	—	—	—	—	—	1,924	108	126	2,302	3,756
Hongkong	—	—	—	—	—	5,169	4,549	1,235	1,737	1,638
Egypt †	—	—	—	—	—	1,150	—	—	—	—
Other British Possessions	—	—	—	—	—	552	726	10	923	262
TOTAL BRITISH EMPIRE	—	—	—	—	—	2,36,003	2,48,348	2,03,618	1,86,454	1,86,869
Germany	—	—	—	—	—	8,51,577	6,67,956	6,35,772	5,05,652	6,48,940
Netherlands	—	—	—	—	—	4,087	14,980	2,200	—	370
Belgium	—	—	—	—	—	8,092	17,321	18,084	19,691	19,142
France	—	—	—	—	—	1,08,433	39,267	19,672	24,247	34,443
Switzerland	—	—	—	—	—	—	6,257	1,568	—	—
Italy	—	—	—	—	—	7,32,487	5,27,293	6,44,192	6,01,167	12,11,672
Austria	—	—	—	—	—	33,711	60,449	89,917	74,830	1,17,049
Czechoslovakia	—	—	—	—	—	1,03,379	1,03,469	—	2,58,723	2,00,290
Serb-Croat Slovene State (Jugoslavia)	—	—	—	—	—	—	—	—	—	3,475
Siam	—	—	—	—	—	8	—	12	2,004	—
Indo-China (including Cochin-China, Cambodia, Annam, Tonkin and French leased territories in China)	—	—	—	—	—	—	1,093	2,00,913	—	—
China (exclusive of Hongkong and Macao)	—	—	—	—	—	2,238	320	41,673	2,080	3,199
Japan	—	—	—	—	—	8,48,069	9,84,525	9,13,024	9,68,384	11,01,645
United States of America— Via Atlantic Coast	—	—	—	—	—	23,892	32,622	29,557	47,034	57,711
Other Foreign Countries	—	—	—	—	—	877	58	1,331	176	1,684
TOTAL FOREIGN COUNTRIES	—	—	—	—	—	27,12,300	24,56,955	24,97,970	25,89,594	35,19,421
Share of Bengal	—	—	—	—	—	7,42,333	6,36,699	5,32,322	6,77,791	9,33,062
“ Bombay	—	—	—	—	—	15,12,215	13,32,157	12,40,798	11,19,995	14,33,330
“ Sind	—	—	—	—	—	3,47,369	3,46,322	3,48,441	3,44,021	6,41,395
“ Madras	—	—	—	—	—	1,06,316	37,371	76,697	1,22,742	1,40,266
“ Burma	—	—	—	—	—	2,34,170	2,02,254	2,13,726	2,13,589	4,75,708
TOTAL	—	—	—	—	—	29,42,903	27,06,303	27,01,788	27,73,048	37,06,260
Candies of all kinds (III. V)–	Lbs.	Lbs.	Lbs.	Lbs.	Lbs.					
United Kingdom	452,244	384,151	418,107	346,298	321,008	2,40,465	1,99,620	2,08,245	1,77,409	1,61,640
Straits Settlements (including Labuan)	5,773	6,846	10,224	9,181	6,245	2,592	3,107	4,760	4,618	2,340
Other British Possessions	136	1,795	1,391	568	1,109	82	392	768	228	542
TOTAL BRITISH EMPIRE	458,152	392,792	429,722	356,047	328,362	2,43,139	2,03,119	2,08,773	1,82,255	1,64,522
Germany	1,969	14,187	193	4,819	7,639	1,404	5,777	217	2,123	4,367
Netherlands	56	3,405	16,492	8,452	16,142	28	1,055	5,511	2,717	5,450
Belgium	14,289	79,023	80,132	102,038	115,988	3,244	30,047	29,217	44,276	43,796
France	—	163	1,146	127	85	—	277	1,392	93	235
Italy	634	9,143	8,970	11,255	5,178	157	3,804	2,651	3,685	1,436
Parais	—	18,820	16,875	—	1,154	—	1,727	8,640	—	144
Java	—	6	11,719	9	33	—	4	3,300	2	18
Other Foreign Countries	239	635	453	536	773	603	293	304	380	393
TOTAL FOREIGN COUNTRIES	17,173	120,330	135,930	127,236	146,347	10,436	42,484	51,232	53,261	55,884
Share of Bengal	62,762	74,103	78,001	89,722	82,254	34,024	35,249	29,514	37,433	37,234
“ Bombay	64,963	53,523	96,909	77,026	49,326	36,699	27,332	47,236	36,262	21,910
“ Sind	2,374	73,668	35,444	73,630	93,229	2,210	29,365	16,713	35,965	37,937
“ Madras	321,374	273,101	308,473	219,003	233,757	1,68,737	1,35,073	1,44,411	1,10,267	1,11,050
“ Burma	23,352	33,637	46,875	27,952	25,543	12,364	13,132	22,131	15,511	12,795
TOTAL	475,330	513,682	565,702	483,333	475,209	2,53,575	2,45,603	2,60,005	2,35,591	2,29,096

† Shows as a Foreign Country from 1923-24.

GENERAL IMPORTS

No. 13—continued

ARTICLES, AND COUNTRIES OF CONSIGNMENT; ALSO SHARE OF EACH PROVINCE	QUANTITY					VALUE				
	1922-23	1923-24	1924-25	1925-26	1926-27	1922-23	1923-24	1924-25	1925-26	1926-27
Ganes and Mattans (I.S.)—	Cwts.	Cwts.	Cwts.	Cwts.	Cwts.	₹	₹	₹	₹	₹
United Kingdom	4	58	3	141	306	97	7,818	341	2,757	9,434
Mesopotamia	2,170	155	13,200	1,120
Ceylon	121	64	75	230	31	1,593	436	717	3,076	481
Straits Settlements (including Labuan)	45,291	39,431	40,441	35,051	39,333	6,51,848	5,67,834	5,99,877	4,76,273	5,49,623
Federated Malay States	2	61	..	64	1,900
Hongkong	80	60	56	89	183	6,161	3,696	3,095	6,453	11,545
Other British Possessions	18	407
TOTAL BRITISH EMPIRE	45,496	39,616	40,575	37,681	40,092	6,59,699	5,79,818	6,04,630	5,01,759	5,74,809
Sumatra	115	1,614
Java	51	1,059
Siam	109	52	95	45	66	1,143	480	673	234	1,213
China (exclusive of Hongkong and Ma-fu)	51	88	68	66	49	2,231	955	394	1,212	1,616
Japan	368	372	41	278	427	5,580	9,467	687	4,011	6,879
Other Foreign Countries	1	..	2	255	..	42	..	537	665
TOTAL FOREIGN COUNTRIES	643	508	204	391	848	10,568	10,944	1,754	5,994	11,232
Share of Bengal	19,317	14,295	16,617	11,429	10,445	2,21,412	1,67,123	2,26,835	1,31,039	1,33,804
" Bombay	22,859	21,552	20,375	22,539	25,852	3,62,908	3,22,951	2,90,418	2,35,655	3,41,593
" Sind	22	110	57	196	..	885	2,856	1,442	2,207
" Madras	2,192	2,542	1,709	2,053	2,524	52,004	51,624	37,798	47,721	58,665
" Burma	1,271	1,712	1,988	1,994	1,923	33,943	42,209	48,427	41,896	49,572
TOTAL	46,139	40,128	40,779	38,072	40,940	6,70,267	5,90,792	6,06,384	5,07,758	5,85,841
Chalk, French (II. B)—	Cwts.	Cwts.	Cwts.	Cwts.	Cwts.					
United Kingdom	561	320	719	1,068	557	3,507	5,742	11,361	11,914	7,769
Other British Possessions	2	20	..	30	..	60	87	..	594	..
TOTAL BRITISH EMPIRE	563	340	719	1,118	557	3,567	5,829	11,361	12,508	7,769
Germany	9	2	4	2	303	186	74	145	58	1,222
France	608	2,101	471	998	1,187	5,459	15,030	2,709	4,313	4,355
Italy	150	159	920	1,000	..	1,585	1,868	5,046	6,263	..
Other Foreign Countries	2	..	4	32	..	88	..
TOTAL FOREIGN COUNTRIES	767	2,264	1,395	2,004	1,490	7,230	17,043	8,500	10,722	6,077
Share of Bengal	35	103	376	182	15	1,686	1,341	4,158	2,635	429
" Bombay	1,169	2,308	1,549	2,726	1,797	12,413	17,983	12,937	16,017	9,486
" Sind	19	9	31	65	60	459	266	402	1,201	930
" Madras	5	132	140	105	127	432	2,662	2,043	2,790	2,304
" Burma	52	38	18	44	48	807	610	321	587	697
TOTAL	1,330	2,604	2,114	3,122	2,047	15,797	22,672	19,861	23,230	16,846

No. 13—continued

ARTICLES, AND COUNTRIES OF CONSIGNMENT; ALSO SHARE OF EACH PROVINCE	QUANTITY					VALUE				
	1922-23	1923-24	1924-25	1925-26	1926-27	1922-23	1923-24	1924-25	1925-26	1926-27
Chemicals and chemical preparations (excluding chemical manures and medicines)—						R	R	R	R	R
Acids—										
Acetic (pyroligneous acid) (III. C)—	Cwts.	Cwts.	Cwts.	Cwts.	Cwts.					
United Kingdom	84	228	235	143	165	6,327	13,281	11,130	9,632	8,093
Ceylon	147	125	74	9	47	8,901	7,173	2,309	549	1,411
Straits Settlements (includ- ing Labuan)	85	106	100	106	130	6,420	7,672	5,705	10,429	6,764
Other British Possessions . .	4	10	220	941
TOTAL BRITISH EMPIRE	320	469	409	348	342	21,868	29,072	19,204	20,610	16,268
Germany	608	720	668	551	2,064	31,730	38,330	27,377	22,555	70,364
Netherlands	320	468	1,709	1,701	1,126	15,614	25,776	53,892	66,728	48,934
Belgium	20	30	9	30	79	1,290	1,523	350	1,243	3,012
Switzerland	257	68	10,082	2,708
Italy	305	216	..	9	..	15,591	10,982	..	370
Austria	70	269	..	57	..	3,381	12,553	..	2,305
Japan	8	12	18	31	41	350	706	904	1,767	2,409
United States of America— Vid Atlantic Coast	184	33	9,180	1,710
Other Foreign Countries	10	538
TOTAL FOREIGN COUNTRIES	956	1,799	2,922	2,510	3,444	48,984	95,075	1,07,668	1,02,350	1,25,102
Share of Bengal	147	163	375	229	493	7,953	8,390	16,425	10,969	17,555
" Bombay	394	389	321	921	1,752	18,290	43,328	39,579	37,153	60,366
" Sind	133	115	243	78	165	7,334	6,330	13,309	3,967	7,130
" Madras	230	783	642	833	708	16,767	43,914	23,523	36,652	28,760
" Burma	322	318	1,150	742	668	20,003	21,635	31,036	34,220	27,509
TOTAL	1,276	2,268	3,331	2,918	3,786	70,852	1,24,147	1,26,572	1,22,060	1,41,370
Carbolic (III. C)—										
United Kingdom	Cwts. 753	Cwts. 566	Cwts. 704	Cwts. 905	Cwts. 749	41,838	32,087	41,104	37,236	32,160
Other British Possessions	2	12	..	110
TOTAL BRITISH EMPIRE	753	566	706	905	749	41,900	32,087	41,214	37,236	32,160
Germany	77	26	120	71	92	4,115	2,240	6,841	3,172	3,312
Netherlands	2	71	133	147	3,174
Other Foreign Countries	12	44	53	1,040
TOTAL FOREIGN COUNTRIES	77	26	120	73	175	4,159	2,240	6,974	3,372	7,535
Share of Bengal	402	261	395	446	384	25,230	19,399	20,740	25,927	16,336
" Bombay	279	153	233	237	379	13,543	8,215	8,671	5,335	18,563
" Sind	23	21	54	24	22	2,021	1,619	4,498	1,334	1,647
" Madras	4	20	52	33	59	486	1,552	4,036	2,080	4,176
" Burma	122	137	92	238	150	4,779	3,642	6,244	6,949	4,453
TOTAL	830	592	826	978	924	46,059	34,327	48,168	40,608	39,695
Citric (III. C)—										
United Kingdom	Cwts. 291	Cwts. 150	Cwts. 203	Cwts. 182	Cwts. 603	50,660	24,033	27,520	11,083	28,531
Mesopotamia	113	..	30	6,221	..	2,597	..
TOTAL BRITISH EMPIRE	291	263	203	212	603	50,660	30,254	27,520	13,680	28,531
Germany	12	31	20	32	37	2,171	4,603	2,114	3,560	3,772
Netherlands	95	..	15	..	22	11,530	50	1,784	2
Belgium	40	4,489
Italy	15	48	100	236	166	2,597	5,784	10,843	22,591	15,828
Austria	15	1,520
Other Foreign Countries	5	552
TOTAL FOREIGN COUNTRIES	27	169	160	263	223	4,790	21,967	17,496	27,935	21,674
Share of Bengal	71	105	138	163	371	13,922	15,999	17,104	16,973	27,255
" Bombay	197	242	34	269	50	29,722	22,768	3,576	16,827	6,011
" Sind	8	1	16	19	21	2,165	191	1,940	2,131	1,968
" Madras	2	11	19	10	14	310	2,119	2,637	1,329	1,765
" Burma	40	73	156	34	370	9,351	11,154	19,759	4,355	14,256
TOTAL	318	432	363	495	626	55,450	52,221	45,016	41,615	50,255

GENERAL IMPORTS

No. 13—continued

ARTICLES AND COUNTRIES OF CONSUMPTION; ALSO SHARE OF EACH PROVINCE	QUANTITY					VALUE				
	1922-23	1923-24	1924-25	1925-26	1926-27	1922-23	1923-24	1924-25	1925-26	1926-27
						₹	₹	₹	₹	₹
Chemicals and chemical preparations (excluding chemical manures and medicines)—continued										
Acids—continued										
Nitric (III. O)—	Cwts.	Cwts.	Cwts.	Cwts.	Cwts.					
United Kingdom	200	417	155	285	131	13,418	22,066	12,361	21,325	8,555
Other British Possessions	8
TOTAL BRITISH EMPIRE.	200	417	155	285	131	13,418	22,066	12,369	21,325	8,555
Germany	21	14	54	39	47	1,485	1,800	3,081	3,821	3,061
Netherlands	15	..	8	12	18	1,909	..	1,155	1,320	1,774
Italy	20	41	1,980	1,561	..
Other Foreign Countries	1	..	17	31	4	180	..	747	878
TOTAL FOREIGN COUNTRIES	36	15	82	109	96	3,398	1,980	6,216	7,449	5,713
<i>Share of Bengal</i>	<i>40</i>	<i>31</i>	<i>48</i>	<i>39</i>	<i>10</i>	<i>3,086</i>	<i>1,713</i>	<i>3,531</i>	<i>6,487</i>	<i>343</i>
<i>" Bombay</i>	<i>1</i>	<i>1</i>	<i>40</i>	<i>9</i>	<i>1</i>	<i>310</i>	<i>37</i>	<i>2,694</i>	<i>302</i>	<i>86</i>
<i>" Sind</i>	<i>114</i>	<i>272</i>	<i>12</i>	<i>28</i>	<i>36</i>	<i>6,009</i>	<i>14,101</i>	<i>1,691</i>	<i>2,590</i>	<i>2,607</i>
<i>" Madras</i>	<i>19</i>	<i>24</i>	<i>39</i>	<i>30</i>	<i>60</i>	<i>2,461</i>	<i>2,393</i>	<i>2,917</i>	<i>5,843</i>	<i>4,686</i>
<i>" Burma</i>	<i>62</i>	<i>104</i>	<i>98</i>	<i>188</i>	<i>120</i>	<i>4,950</i>	<i>6,332</i>	<i>7,302</i>	<i>13,062</i>	<i>6,562</i>
TOTAL	236	432	237	394	227	16,816	24,626	18,535	28,774	14,268
Oxalic (III. O)—	Cwts.	Cwts.	Cwts.	Cwts.	Cwts.					
United Kingdom	96	127	147	46	59	6,438	4,936	4,292	1,177	1,432
Germany	1,038	474	955	777	1,056	49,554	17,175	24,235	15,975	21,503
Netherlands	235	325	303	7	948	10,724	10,005	7,460	146	20,150
Belgium	183	43	70	20	20	5,562	1,418	1,445	350	405
Other Foreign Countries	40	49	1,320	..	33	..
TOTAL FOREIGN COUNTRIES	1,406	382	1,328	804	2,024	65,889	29,918	33,140	16,504	42,058
<i>Share of Bengal</i>	<i>30</i>	<i>85</i>	<i>140</i>	<i>43</i>	<i>107</i>	<i>1,933</i>	<i>3,230</i>	<i>2,844</i>	<i>1,139</i>	<i>2,238</i>
<i>" Bombay</i>	<i>984</i>	<i>601</i>	<i>969</i>	<i>199</i>	<i>796</i>	<i>46,632</i>	<i>16,068</i>	<i>24,373</i>	<i>3,903</i>	<i>15,646</i>
<i>" Sind</i>	<i>224</i>	<i>50</i>	<i>57</i>	<i>50</i>	<i>473</i>	<i>10,534</i>	<i>2,136</i>	<i>1,433</i>	<i>1,076</i>	<i>10,524</i>
<i>" Madras</i>	<i>6</i>	<i>98</i>	<i>190</i>	<i>250</i>	<i>322</i>	<i>358</i>	<i>3,991</i>	<i>5,164</i>	<i>5,765</i>	<i>7,296</i>
<i>" Burma</i>	<i>259</i>	<i>277</i>	<i>119</i>	<i>208</i>	<i>355</i>	<i>12,370</i>	<i>9,330</i>	<i>3,663</i>	<i>5,853</i>	<i>7,780</i>
TOTAL	1,502	1,009	1,475	850	2,033	72,327	34,854	37,432	17,681	43,490
Sulphuric (III. O)—	Cwts.	Cwts.	Cwts.	Cwts.	Cwts.					
United Kingdom	710	3,582	439	213	184	21,396	45,024	22,757	10,322	9,344
Other British Possessions	2	1	120	25	9	15	..
TOTAL BRITISH EMPIRE	712	3,583	439	213	184	21,516	45,049	22,766	10,337	9,351
Germany	52	78	17	83	111	1,632	6,109	2,111	4,986	6,751
Netherlands	23	21	66	171	74	3,113	1,101	2,732	2,651	2,135
United States of America— Via Atlantic Coast.	1	2	..	11	70	38	152	..	556	2,923
Other Foreign Countries	20	6	80	283	539	321
TOTAL FOREIGN COUNTRIES	81	101	103	271	335	4,863	7,362	5,131	8,732	12,630
<i>Share of Bengal</i>	<i>305</i>	<i>66</i>	<i>153</i>	<i>71</i>	<i>69</i>	<i>10,723</i>	<i>3,144</i>	<i>13,039</i>	<i>3,690</i>	<i>3,545</i>
<i>" Bombay</i>	<i>5</i>	<i>30</i>	<i>31</i>	<i>10</i>	<i>20</i>	<i>495</i>	<i>2,053</i>	<i>1,313</i>	<i>611</i>	<i>1,905</i>
<i>" Sind</i>	<i>319</i>	<i>3,337</i>	<i>92</i>	<i>123</i>	<i>271</i>	<i>9,250</i>	<i>39,364</i>	<i>4,363</i>	<i>6,539</i>	<i>19,226</i>
<i>" Madras</i>	<i>35</i>	<i>193</i>	<i>70</i>	<i>205</i>	<i>113</i>	<i>2,097</i>	<i>4,657</i>	<i>2,774</i>	<i>4,630</i>	<i>3,773</i>
<i>" Burma</i>	<i>129</i>	<i>53</i>	<i>196</i>	<i>70</i>	<i>46</i>	<i>3,314</i>	<i>3,138</i>	<i>6,463</i>	<i>3,259</i>	<i>2,326</i>
TOTAL	793	3,684	542	484	519	26,379	62,411	27,307	19,069	22,281

No. 13—continued

ARTICLES, AND COUNTRIES OF CONSIGNMENT; ALSO SHARE OF EACH PROVINCE	QUANTITY					VALUE				
	1922-23	1923-24	1924-25	1925-26	1926-27	1922-23	1923-24	1924-25	1925-26	1926-27
Chemicals and chemical preparations (excluding chemical manures and medicines)—continued										
<i>Acids—continued</i>										
Tartaric (III. C)—										
United Kingdom	Cwts. 510	Cwts. 304	Cwts. 147	Cwts. 180	Cwts. 174	Rs. 55,842	Rs. 33,127	Rs. 17,108	Rs. 17,420	Rs. 16,823
Other British Possessions	2	4	3	5	136
TOTAL BRITISH EMPIRE	510	304	147	182	174	55,846	33,130	17,113	17,556	16,823
Germany	212	204	438	458	236	21,208	18,616	33,036	31,914	16,269
Netherlands	85	160	91	160	93	8,938	14,722	6,926	10,833	6,388
Belgium	49	45	4,797	3,849
France	72	60	60	3,490	4,897	3,908
Italy	795	858	1,146	1,496	1,571	81,061	77,831	88,290	1,08,088	1,09,372
Austria	44	10	13	10	50	4,796	1,008	1,200	710	3,488
United States of America—										
<i>Via Atlantic Coast</i>	25	2,435
Other Foreign Countries	3	9	276	725
TOTAL FOREIGN COUNTRIES	1,282	1,295	1,733	2,193	1,960	1,31,720	1,17,350	1,32,851	1,52,168	1,25,517
Share of Bengal	29	125	207	394	216	4,100	13,676	13,292	22,455	16,245
" Bombay	735	646	453	672	686	75,535	47,463	34,673	45,968	47,563
" Sind	995	806	1,075	1,117	1,047	1,02,305	73,762	81,336	77,324	72,764
" Madras	7	32	91	161	120	1,247	10,141	2,740	13,651	10,051
" Burma	26	40	54	31	55	4,319	6,438	5,923	3,316	5,722
TOTAL	1,792	1,599	1,830	2,375	2,124	1,87,566	1,50,480	1,40,964	1,60,714	1,52,345
Other salts (III. C)—										
United Kingdom	Cwts. 542	Cwts. 809	Cwts. 736	Cwts. 761	Cwts. 930	Rs. 43,300	Rs. 45,173	Rs. 38,953	Rs. 42,242	Rs. 44,364
Straits Settlements (including Lebanon)	29	68	150	70	55	2,451	4,196	7,699	3,597	2,590
Other British Possessions	1	19	22	52	6	758	715
TOTAL BRITISH EMPIRE	572	877	886	850	1,007	45,803	49,375	46,652	46,597	47,669
Sweden	68	9	5	1,501	762	70
Germany	378	313	422	950	1,158	27,831	30,572	26,084	60,100	66,942
Netherlands	48	11	90	117	525	4,006	1,444	3,494	6,701	22,560
Belgium	17	78	70	8	941	860	1,164	2,546	173	26,223
France	11	79	1,877	2,103
Switzerland	13	14	38	41	7	2,230	1,091	3,332	3,537	617
Italy	9	67	20	871	5,044	1,334
Siam	39	1,920
United States of America—										
<i>Via Atlantic Coast</i>	1	3	47	8	103	394	40	1,473	1,419
Other Foreign Countries	1	6	2	44	195	241	120	664
TOTAL FOREIGN COUNTRIES	469	419	703	1,230	2,787	37,153	35,565	38,611	79,830	1,22,022
Share of Bengal	118	247	323	456	930	15,362	19,455	18,980	30,406	34,703
" Bombay	538	367	300	971	1,333	36,330	23,643	36,073	56,634	32,261
" Sind	32	288	62	32	127	4,452	11,706	4,130	4,939	5,853
" Madras	32	144	62	70	573	3,490	7,259	5,610	7,125	26,231
" Burma	221	250	343	551	381	16,816	17,377	20,433	27,243	20,633
TOTAL	1,041	1,296	1,689	2,130	3,844	82,956	84,940	85,263	1,26,397	1,60,691

ARTICLES AND COUNTRIES OF CONSIGNMENT: ALSO SHARE OF EACH PROVINCE	QUANTITY					VALUE				
	1922-23	1923-24	1924-25	1925-26	1926-27	1922-23	1923-24	1924-25	1925-26	1926-27
Chemicals and chemical preparations (excluding chemical manures and medicines)—continued						R	R	R	R	R
<i>Acids—continued</i>										
<i>Total Acids—</i>	<i>Cwts.</i>	<i>Cwts.</i>	<i>Cwts.</i>	<i>Cwts.</i>	<i>Cwts.</i>					
United Kingdom	3,186	6,183	2,766	2,715	3,045	2,39,269	2,20,327	1,75,225	1,50,437	1,49,657
Mesopotamia	1	113	..	32	..	45	6,223	..	2,738	..
Ceylon	147	126	74	9	69	8,920	7,310	2,369	549	2,126
Straits Settlements (including Labuan)	114	174	252	266	185	8,975	11,868	13,526	13,996	9,861
Other British Possessions	6	10	..	19	..	340	941	10	778	..
TOTAL BRITISH EMPIRE	3,454	6,606	3,092	3,041	3,299	2,57,449	2,46,569	1,91,130	1,68,488	1,61,144
Sweden	68	14	5	1,501	1,344	70
Germany	2,398	1,860	2,694	2,961	4,801	1,39,806	1,19,445	1,24,829	1,46,083	1,91,874
Netherlands	731	1,080	2,267	2,185	2,855	44,321	64,628	75,842	90,325	1,00,117
Belgium	219	151	234	58	1,132	12,509	4,105	12,181	1,766	30,399
France	83	60	..	60	84	10,367	4,917	..	3,968	2,745
Switzerland	13	14	38	307	75	2,230	1,991	3,832	14,324	3,325
Italy	810	1,226	1,491	1,845	1,776	83,707	99,776	1,12,966	1,33,613	1,27,852
Austria	44	80	302	10	122	4,796	4,389	14,033	710	7,313
Siam	39	1,920	..
Japan	9	12	24	46	106	583	706	1,153	2,212	3,644
United States of America—										
<i>Via Atlantic Coast</i>	27	190	33	58	78	2,631	9,886	1,750	3,065	4,342
Other Foreign Countries	33	6	1,594
TOTAL FOREIGN COUNTRIES	4,334	4,706	7,151	7,583	11,034	3,00,956	3,11,437	3,48,067	3,98,330	4,72,251
<i>Share of Bengal</i>	1,142	1,081	1,779	1,891	2,610	83,404	85,056	1,15,035	1,26,046	1,18,736
<i>Bombay</i>	3,133	2,729	3,431	3,348	6,437	2,21,263	1,69,120	1,50,859	1,67,797	2,25,391
<i>Sind</i>	1,398	4,390	1,611	1,528	2,162	1,44,620	1,49,308	1,13,700	1,00,630	1,19,769
<i>Madras</i>	434	1,260	1,166	1,697	1,969	32,216	76,026	61,390	77,075	85,723
<i>Burma</i>	1,181	1,262	2,207	2,162	2,155	76,902	73,496	99,333	96,270	89,732
TOTAL	7,788	11,312	10,243	10,624	14,333	5,58,405	5,56,006	5,89,217	5,66,818	6,38,395
<i>Alum (L.I.L. O)—</i>	<i>Cwts.</i>	<i>Cwts.</i>	<i>Cwts.</i>	<i>Cwts.</i>	<i>Cwts.</i>					
United Kingdom	46,389	54,888	45,679	41,242	56,586	5,43,147	5,21,677	3,78,633	2,77,643	3,68,948
Other British Possessions	3	10	8	27	8	40	102	78	201	52
TOTAL BRITISH EMPIRE	46,392	54,898	45,687	41,269	56,594	5,43,187	5,21,679	3,78,711	2,77,844	3,69,000
Germany	21,878	17,659	15,580	5,538	2,437	2,23,440	1,65,573	1,16,385	53,667	21,240
Netherlands	1,332	197	169	..	501	15,449	1,695	1,891	5	5,217
Belgium	305	22	182	620	975	3,313	481	2,249	3,262	5,795
United States of America—										
<i>Via Atlantic Coast</i>	197	97	..	4,585	1,261	2
Other Foreign Countries	39	62	57	..	20	323	833	371
TOTAL FOREIGN COUNTRIES	24,207	17,878	15,969	6,312	3,970	2,52,292	1,67,769	1,22,848	59,028	32,625

No. 13—continued

ARTICLES, AND COUNTRIES OF CONSIGNMENT; ALSO SHARE OF EACH PROVINCE	QUANTITY					VALUE				
	1922-23	1923-24	1924-25	1925-26	1926-27	1922-23	1923-24	1924-25	1925-26	1926-27
Chemicals and chemical preparations (excluding chemical manures and medicines)—continued						R	R	R	R	R
<i>Alum (III. O)—continued</i>	Cwts.	Cwts.	Cwts.	Cwts.	Cwts.					
Share of Bengal	3,219	3,625	5,354	5,940	7,059	98,020	90,304	65,989	32,704	41,734
" Bombay	32,292	40,337	28,320	21,107	24,091	3,47,257	3,70,478	1,97,307	1,49,838	1,55,806
" Sind	21,401	19,033	22,070	13,496	21,364	2,35,447	1,73,700	1,79,343	91,770	1,47,809
" Madras	6,961	3,222	5,375	5,319	5,771	92,375	35,833	56,710	43,541	39,347
" Burma	1,728	1,659	2,037	1,590	1,779	21,850	18,633	17,310	13,619	12,137
TOTAL	70,590	72,776	61,656	47,583	60,564	7,95,479	6,89,448	4,08,559	3,36,872	3,66,625
<i>Aluminous sulphates (III. O)—</i>	Cwts.	Cwts.	Cwts.	Cwts.	Cwts.					
United Kingdom	37,999	60,481	43,483	41,200	54,721	2,35,151	3,99,871	1,94,880	1,38,991	2,00,821
Hongkong	318	1,530
TOTAL BRITISH EMPIRE	37,999	60,481	43,483	41,200	55,039	2,35,151	3,99,871	1,94,880	1,38,991	2,02,351
Germany	4,319	5,960	7,661	6,657	6,610	40,202	40,636	53,227	35,259	38,190
Netherlands	1,823	1,682	3,141	3,532	4,665	17,370	12,207	13,790	19,068	22,823
Belgium	1,079	..	287	746	906	9,778	..	1,773	3,702	4,803
France	20	2,810	2,017	400	2,401	175	22,899	12,545	1,732	12,487
Czechoslovakia	105	1,400
United States of America— <i>Via Atlantic Coast</i>	2,000	27	..	15,940	207	..
Other Foreign Country	45	..	1	568	..	23
TOTAL FOREIGN COUNTRIES	9,746	10,557	13,151	11,861	14,673	83,465	86,142	86,908	59,968	78,331
Share of Bengal	37,166	55,595	44,353	41,143	52,918	2,77,460	3,02,673	2,03,233	1,39,881	1,99,965
" Bombay	8,097	12,667	8,434	7,897	12,557	70,315	1,03,656	60,083	40,986	69,216
" Sind	38	338	411	334	204	350	2,364	2,378	4,116	1,081
" Madras	2,445	2,433	2,835	2,683	4,033	20,435	16,815	16,001	13,977	20,420
" Burma	1	33
TOTAL	47,745	71,038	58,624	52,661	69,712	3,68,616	4,86,013	2,81,783	1,98,959	2,30,682
<i>Ammonia and salts thereof—</i>	Cwts.	Cwts.	Cwts.	Cwts.	Cwts.					
<i>Anhydrous (III. O)—</i>										
United Kingdom	538	330	614	385	311	1,19,625	59,293	1,06,448	49,742	33,469
Mesopotamia	2	269
New South Wales	162	109	288	299	152	25,641	16,083	40,709	37,179	16,408
Australian Commonwealth (Total)	162	109	288	299	152	25,641	16,083	40,709	37,179	16,498
TOTAL BRITISH EMPIRE	695	439	904	634	463	1,45,266	75,286	1,47,426	86,921	49,967
Germany	23	35	127	113	104	7,475	3,746	9,022	11,050	8,642
Netherlands	45	235	136	56	40	11,713	43,779	15,618	7,271	2,319
Belgium	18	48	377	2,439	7,430	44,786
France	6	25	7	3	2	1,097	3,613	1,207	577	344
Italy	18	..	28	3,422	..	1,053
Hungary	40	5,313	9,352	..
Perals	91
United States of America— <i>Via Atlantic Coast</i>	315	623	469	612	1,005	40,791	34,384	68,317	72,358	70,734
" Pacific "	19	2,164
TOTAL FOREIGN COUNTRIES	429	937	774	923	1,556	66,394	1,37,691	95,025	1,08,598	1,28,978
Share of Bengal	323	347	449	316	391	95,536	63,032	71,264	50,043	70,373
" Bombay	463	476	591	492	539	61,612	57,429	67,001	46,326	37,358
" Sind	123	393	239	419	331	17,103	53,630	52,762	61,335	43,961
" Madras	31	52	37	69	35	3,356	6,505	4,467	6,343	1,323
" Burma	134	158	312	262	233	33,543	27,331	47,017	30,320	24,423
TOTAL	1,124	1,426	1,678	1,557	2,019	2,11,660	2,12,977	2,42,451	1,95,519	1,75,945

GENERAL IMPORTS

(116)

No. 13—continued

ARTICLES, AND COUNTRIES OF CONSIGNMENT; ALSO SHARE OF EACH PROVINCE	QUANTITY					VALUE				
	1922-23	1923-24	1924-25	1925-26	1926-27	1922-23	1923-24	1924-25	1925-26	1926-27
Chemicals and chemical preparations (excluding chemical manures and medicines)—continued						R	R	R	R	R
<i>Ammonia and salts thereof—continued</i>										
Others (III, C) —	Cwts.	Cwts.	Cwts.	Cwts.	Cwts.					
United Kingdom	18,412	11,648	14,283	19,025	17,961	6,05,636	4,72,395	4,74,530	5,81,560	4,43,269
Other British Possessions	6	259	15	10	18	18
TOTAL BRITISH EMPIRE	18,418	11,648	14,283	19,025	17,961	6,05,895	4,72,410	4,74,540	5,81,578	4,43,282
Germany	3,139	5,656	6,671	2,882	10,342	1,22,875	2,05,027	1,98,422	80,153	1,77,691
Netherlands	8	4	614	202	213	727	742	13,828	5,225	7,669
Belgium	10	54	24	657	454	474	2,700	507	11,408	12,153
France	402	3,163
United States of America—										
<i>Via Atlantic Coast</i>	129	..	23	3	3	7,112	11	2,200	244	220
Other Foreign Countries	11	8	115	74	9	623	1,111
TOTAL FOREIGN COUNTRIES	3,286	5,714	7,332	3,755	11,422	1,31,308	2,08,554	2,14,966	97,653	2,01,412
<i>Share of Bengal</i>	4,633	5,750	6,999	10,397	12,173	2,06,273	2,37,655	2,26,469	2,66,764	2,70,059
<i>Bombay</i>	6,536	5,271	3,106	4,445	10,675	2,73,313	1,72,378	2,29,595	1,12,313	1,75,373
<i>Sind</i>	2,618	3,731	3,237	3,533	3,119	1,19,992	1,55,095	1,07,630	96,529	82,053
<i>Madras</i>	976	957	1,351	2,133	1,405	48,426	44,333	52,604	76,085	44,355
<i>Burma</i>	1,841	1,643	1,372	2,173	2,111	89,689	70,498	73,163	77,540	72,354
TOTAL	16,704	17,362	21,615	22,780	29,383	7,37,193	6,80,964	6,89,506	6,29,231	6,44,694
<i>Total Ammonia and salts thereof—</i>	Cwts.	Cwts.	Cwts.	Cwts.	Cwts.					
United Kingdom	13,945	11,978	14,897	19,360	18,272	7,25,261	5,31,598	5,80,978	5,81,302	4,76,738
New South Wales	162	109	238	299	162	25,641	16,086	40,709	37,179	16,498
<i>Australian Commonwealth (Total)</i>	162	109	238	299	162	25,641	16,086	40,709	37,179	16,498
Other British Possessions	6	259	15	279	18	18
TOTAL BRITISH EMPIRE	14,113	12,087	15,137	19,659	18,434	7,51,161	5,47,699	6,21,966	6,18,499	4,93,249
Germany	3,162	5,691	6,798	2,995	10,446	1,30,350	2,08,773	2,07,444	81,213	1,86,333
Netherlands	53	299	750	258	253	12,440	44,521	29,446	12,496	9,886
Belgium	10	54	42	705	831	474	2,700	2,946	18,888	56,989
France	6	25	7	3	404	1,097	3,618	1,207	577	3,512
Italy	18	9	31	3,422	417	1,938
Austria	40	5,318
Persia	31	9,852	..
United States of America—										
<i>Via Atlantic Coast</i>	444	623	491	615	1,003	47,903	84,395	65,517	72,602	70,954
<i>Pacific</i>	19	2,164
Other Foreign Countries	2	5	115	74	9	206	781
TOTAL FOREIGN COUNTRIES	3,715	6,701	8,106	4,673	12,978	1,97,697	3,46,245	3,39,991	2,06,251	3,30,390
<i>Share of Bengal</i>	5,008	6,097	7,448	10,708	13,064	3,00,309	3,00,637	2,97,673	3,16,309	3,40,932
<i>Bombay</i>	7,049	5,747	3,697	4,937	11,114	3,36,430	2,30,307	2,96,696	1,69,839	2,13,731
<i>Sind</i>	2,741	4,124	3,376	4,002	3,450	1,37,100	2,13,775	1,60,442	1,68,414	1,96,014
<i>Madras</i>	1,007	1,019	1,333	2,257	1,430	52,322	51,343	37,071	32,723	46,133
<i>Burma</i>	2,025	1,801	2,134	2,435	2,344	1,33,237	97,339	1,20,175	1,07,760	86,779
TOTAL	17,328	18,788	23,293	24,357	31,402	9,48,853	8,93,941	9,31,957	8,24,750	8,23,639

No. 13—continued

ARTICLES AND COUNTRIES OF CONSIGNMENT; ALSO SHARE OF EACH PROVINCE	QUANTITY					VALUE				
	1922-23	1923-24	1924-25	1925-26	1926-27	1922-23	1923-24	1924-25	1925-26	1926-27
Chemicals and chemical preparations (excluding chemical manures and medicines)—continued						R	R	R	R	R
<i>Arsenic and its oxides (III. O)—</i>	Cwts.	Cwts.	Cwts.	Cwts.	Cwts.					
United Kingdom	74	69	83	165	70	3,902	4,796	4,274	3,261	1,671
Mesopotamia	190	..	23	24	124	16,456	..	1,635	1,735	9,305
Straits Settlements (including Labuan)	57	34	39	10	94	3,586	3,807	861	991	7,489
Hongkong	512	744	836	722	1,291	41,566	67,259	69,013	52,844	97,803
Victoria	6	346
Australian Commonwealth (Total)	6	346
TOTAL BRITISH EMPIRE	888	893	941	980	1,579	65,510	76,208	75,833	68,881	1,16,205
Germany	107	18	436	322	604	4,385	1,394	25,471	32,009	13,806
Belgium	96	73	229	4,798	2,965	6,101
China (exclusive of Hongkong and Macao)	242	398	228	250	313	17,638	37,636	20,573	21,351	26,804
Japan	4	..	87	25	4	362	..	4,126	810	100
Egypt†	33	25	10	802	1,078	200	..
Other Foreign Countries	20	25	29	900	1,224	1,892
TOTAL FOREIGN COUNTRIES	373	444	872	1,205	1,179	23,235	39,832	56,046	59,159	48,768
<i>Share of Bengal</i>	<i>431</i>	<i>399</i>	<i>731</i>	<i>1,020</i>	<i>1,085</i>	<i>33,202</i>	<i>34,832</i>	<i>50,563</i>	<i>49,377</i>	<i>57,392</i>
" Bombay	662	739	936	915	1,414	48,514	65,442	70,896	58,191	92,008
" Sind	48	61	126	132	..	2,746	3,352	4,322	4,059
" Madras	46	89	70	60	73	3,113	9,124	5,992	4,266	6,312
" Burma	63	62	25	24	64	3,911	3,897	1,076	1,234	4,154
TOTAL	1,261	1,337	1,813	2,185	2,758	88,745	1,16,040	1,31,879	1,17,990	1,65,061
Staining materials—										
<i>Bleaching powder (calcium hypochlorate, chloride of lime) (III. O)—</i>	Cwts.	Cwts.	Cwts.	Cwts.	Cwts.					
United Kingdom	47,564	54,862	52,659	55,693	54,813	6,13,045	6,18,423	5,31,507	5,31,736	5,30,456
Other British Possessions	5
TOTAL BRITISH EMPIRE	47,564	54,862	52,659	55,693	54,813	6,13,050	6,18,423	5,31,507	5,31,736	5,30,456
Germany	2,139	6,959	5,434	9,430	22,497	28,180	34,391	62,353	86,451	2,18,981
Belgium	61	195	233	738	2,040	2,960	..
France	346	2,077	2,382	17,380
Italy	1,357	401	1390	..	361	18,780	3,509	877	..	3,379
Austria	415	3,378
Japan	153	1,280	..
Other Foreign Countries	56	8	..	80	..	1,166	172	..	808	..
TOTAL FOREIGN COUNTRIES	3,552	7,429	5,729	10,302	26,350	48,016	88,810	65,270	91,381	2,38,022
<i>Share of Bengal</i>	<i>31,166</i>	<i>31,472</i>	<i>30,045</i>	<i>26,760</i>	<i>31,991</i>	<i>4,01,339</i>	<i>3,49,269</i>	<i>3,02,013</i>	<i>2,76,126</i>	<i>3,20,310</i>
" Bombay	19,226	22,239	26,746	24,337	44,334	2,44,376	3,36,573	2,72,612	2,19,941	3,93,986
" Sind	250	340	1333	391	460	3,372	4,494	5,045	9,553	4,626
" Madras	464	1,123	1,207	1,716	3,000	7,906	16,053	17,016	20,742	40,937
" Burma	10	52	7	301	478	173	344	86	2,155	2,621
TOTAL	51,116	62,291	58,388	65,966	61,163	6,61,066	7,07,233	5,96,777	6,27,617	7,68,478
Other sorts (III. O)—	Cwts.	Cwts.	Cwts.	Cwts.	Cwts.					
United Kingdom	957	361	370	243	714	19,262	7,171	5,446	4,456	8,129
Germany	1	332	15	1,982	..
Netherlands	99	2,250	555	8,609
TOTAL FOREIGN COUNTRIES	1	481	2,250	15	2,537	8,609
<i>Share of Bengal</i>	<i>437</i>	<i>..</i>	<i>..</i>	<i>..</i>	<i>..</i>	<i>3,553</i>	<i>..</i>	<i>..</i>	<i>..</i>	<i>..</i>
" Bombay	520	361	370	246	2,246	10,700	7,171	5,448	4,424	16,381
" Burma	1	483	13	13	2,569	167
TOTAL	957	361	371	729	2,964	19,262	7,171	5,461	6,993	16,738

† Shown as a Foreign Country from 1923-24.

ARTICLES AND COUNTRIES OF CONSIGNMENT; ALSO SHARE OF EACH PROVINCE	QUANTITY					VALUE				
	1922-23	1923-24	1924-25	1925-26	1926-27	1922-23	1923-24	1924-25	1925-26	1926-27
Chemicals and chemical preparations (excluding chemical manures and medicines)—continued.						R	R	R	R	R
Bleaching materials—continued										
Total Bleaching materials—	Cwts.	Cwts.	Cwts.	Cwts.	Cwts.					
United Kingdom	48,521	55,223	53,029	55,941	55,527	6,32,307	6,25,594	5,36,953	5,36,192	5,38,585
Other British Possessions	5
TOTAL BRITISH EMPIRE	48,521	55,223	53,029	55,941	55,527	6,32,312	6,25,594	5,36,953	5,36,192	5,38,585
Germany	2,139	6,959	5,435	9,812	23,497	23,130	84,391	62,368	60,433	2,13,661
Netherlands	159	2,250	1,115	8,609
Belgium	61	195	265	738	2,040	2,966	..
France	346	2,077	2,882	17,389
Italy	1,357	401	100	..	361	18,780	3,509	877	..	3,379
Austria	415	3,373
Japan	158	1,220	..
Other Foreign Countries	56	8	..	20	..	1,106	172	..	245	..
TOTAL FOREIGN COUNTRIES	3,552	7,429	5,730	10,783	23,600	43,016	88,310	65,285	68,418	2,46,631
Share of Bengal	31,603	31,472	30,045	28,760	31,991	4,12,392	3,49,269	3,02,013	2,76,126	3,26,319
" Bombay	19,746	29,650	27,116	34,603	47,280	2,55,385	3,43,744	2,78,060	3,23,365	4,10,505
" Sind	259	349	323	861	460	3,972	4,494	5,045	9,653	4,626
" Madras	464	1,138	1,207	1,716	3,500	7,906	16,053	17,016	20,742	40,937
" Burma	19	62	8	784	495	173	844	99	4,724	2,773
TOTAL	52,073	62,652	58,759	66,724	84,127	6,80,323	7,14,404	6,02,238	6,34,610	7,85,216
Carbide of Calcium (III. C)—	Cwts.	Cwts.	Cwts.	Cwts.	Cwts.					
United Kingdom	149	287	593	1,226	483	2,649	4,672	8,206	6,616	6,775
Canada—										
Via Atlantic Coast	785	603	800	15,800	8,130	12,774
Other British Possessions	25	740	15
TOTAL BRITISH EMPIRE	149	312	1,368	1,826	1,283	2,649	5,412	24,021	14,746	19,549
Sweden	954	800	319	1,027	1,194	17,495	5,628	4,121	16,077	17,105
Norway	18,734	17,247	24,451	24,143	23,028	4,00,877	3,20,615	4,14,781	3,54,324	3,95,598
Denmark	149	2,490
Germany	783	703	649	1,694	719	13,108	6,459	9,575	17,174	2,830
Netherlands	178	178	60	184	359	4,893	3,316	1,320	3,326	4,802
Belgium	197	..	694	25	408	5,512	..	10,475	500	5,634
France	40	960	547	13,306
Switzerland	200	20	60	398	700	5,800	247	742	6,218	9,763
Italy	1,311	3,264	1,493	3,131	2,496	20,846	48,378	19,787	44,231	35,104
Austria	357	2,741	1,969	2,435	1,914	6,279	43,108	29,064	33,426	27,318
Czechoslovakia	300	..	1,304	659	..	4,230	..	17,850	3,182
Serb-Croat Slovene State (Jugo-Slavia)	200	900	1,268	540	1,181	2,790	11,962	21,765	6,281	14,706
Japan	273	..	201	4,665	..	2,503
United States of America—										
Via Atlantic Coast	1,179	2,752	982	2,236	2,372	27,107	53,208	23,142	33,923	43,483
TOTAL FOREIGN COUNTRIES	24,520	23,405	32,146	37,207	36,490	5,11,157	4,97,651	5,37,275	5,33,377	5,78,771
Share of Bengal	19,097	21,476	25,426	23,508	23,341	4,05,426	3,31,651	4,31,193	4,03,469	4,72,969
" Bombay	4,000	4,391	5,441	6,499	5,868	69,734	60,743	30,043	31,320	71,741
" Sind	121	493	343	1,061	349	3,170	10,461	5,976	10,649	6,954
" Madras	313	1,665	1,040	1,726	1,631	22,706	34,779	21,031	31,473	23,523
" Burma	633	637	1,260	1,239	1,034	11,730	15,373	22,093	21,212	13,133
TOTAL	24,669	23,717	33,514	39,033	37,773	5,13,806	5,03,088	5,61,296	5,43,123	5,93,320
Copperas (ferrous sulphate) (III. C)—	Cwts.	Cwts.	Cwts.	Cwts.	Cwts.					
United Kingdom	4,138	3,639	1,555	2,735	342	25,775	17,652	8,802	16,277	3,196
Ceylon	8	19	7	14	..	105	182	59	120
TOTAL BRITISH EMPIRE	4,138	3,647	1,574	2,742	356	25,775	17,757	8,984	16,336	3,316

No. 13—continued

ARTICLES AND COUNTRIES OF CONSIGNMENT; ALSO SHARE OF EACH PROVINCE	QUANTITY					VALUE				
	1922-23	1923-24	1924-25	1925-26	1926-27	1922-23	1923-24	1924-25	1925-26	1926-27
Chemicals and chemical preparations (excluding chemical manures and medicines)—continued						₹	₹	₹	₹	₹
Copperas (ferrous sulphate) (III. C)—continued	Cwts.	Cwts.	Cwts.	Cwts.	Cwts.					
Germany	12,958	13,577	6,104	1,020	640	56,231	50,743	26,118	4,707	2,800
Belgium	1,447	2,698	1,730	5,490	10,669	6,495
France	510	3,002
Other Foreign Countries	2	..	15	70	..	115
TOTAL FOREIGN COUNTRIES	12,958	13,577	7,553	3,718	2,895	56,231	50,743	30,678	15,376	11,421
Share of Bengal	1,975	3,690	392	2,385	63	10,914	16,364	2,394	9,969	1,920
.. Bombay	9,286	9,910	4,643	352	16	37,196	36,979	12,163	6,035	121
.. Sind	5,131	2,967	3,372	2,400	2,394	22,348	11,590	12,753	10,013	9,403
.. Madras	704	687	770	1,323	736	5,048	3,667	4,451	6,705	3,022
.. Burma	50	..	43	322	..	195
TOTAL	17,146	17,224	9,127	6,460	3,251	82,006	68,500	39,062	31,712	14,737
Copper Sulphate (III. C)—	Cwts.	Cwts.	Cwts.	Cwts.	Cwts.					
United Kingdom	6,517	1,671	1,733	5,303	11,277	1,60,105	37,207	31,372	95,110	2,11,912
Cyprus	99	1,560
Ceylon	160	162	3,600	4,037
Other British Possessions	30	2	788	70
TOTAL BRITISH EMPIRE	6,517	1,671	1,832	5,502	11,441	1,60,105	37,207	32,922	99,498	2,16,019
Germany	8,096	8,846	6,231	3,720	3,190	75,464	1,78,257	1,18,447	62,071	56,175
Belgium	100	616	372	4,863	2,212	2,325	12,463	15,592	33,493	38,321
Italy	100	100	1,750	2,067	..
Other Foreign Countries	1	5	2	22	485	61	..
TOTAL FOREIGN COUNTRIES	8,196	9,463	7,208	8,684	5,411	77,789	1,90,742	1,31,374	1,48,612	93,406
Share of Bengal	3,471	3,151	1,900	3,048	3,101	33,631	67,338	35,913	61,394	52,132
.. Bombay	4,441	6,253	4,153	4,986	2,711	1,05,839	1,32,319	73,990	81,500	52,879
.. Sind	1,365	773	996	774	913	32,252	16,951	13,394	16,485	13,143
.. Madras	228	311	1,685	4,888	7,334	7,635	17,730	29,092	77,036	1,43,530
.. Burma	310	141	306	1,200	2,443	3,437	3,561	6,308	21,535	42,731
TOTAL	9,713	11,134	9,040	14,190	16,352	2,37,394	2,27,949	1,64,196	2,48,110	3,09,515
Disinfectants—										
Naphthalene (III. C)—	Cwts.	Cwts.	Cwts.	Cwts.	Cwts.					
United Kingdom	208	216	1,103	171	323	6,339	9,214	17,786	3,209	4,126
Other British Possessions	1	1	1	..	29	40
TOTAL BRITISH EMPIRE	208	216	1,103	171	324	6,339	9,215	17,786	3,238	4,166
Germany	3,832	2,068	7,140	2,116	3,016	68,321	37,413	93,080	26,135	37,264
Netherlands	152	..	20	25	25	3,337	..	248	301	1,364
Belgium	122	965	3,942	1,117	2,550	2,150	15,920	57,509	12,802	34,550
France	117	6	1,465	420	..
United States of America—										
Via Atlantic Coast	108	92	2	..	93	1,795	2,021	84	..	3,339
Other Foreign Countries	1	4	21
TOTAL FOREIGN COUNTRIES	4,214	3,125	11,222	3,264	5,684	75,603	55,358	1,52,357	39,798	76,507
Share of Bengal	1,663	1,336	4,196	1,264	2,906	30,970	22,711	59,541	14,407	37,065
.. Bombay	1,450	799	4,855	224	1,058	22,210	12,763	61,491	3,123	13,078
.. Sind	356	436	1,739	1,072	1,130	15,250	7,509	27,358	12,674	16,223
.. Madras	374	159	307	230	449	6,395	2,043	13,001	3,452	5,900
.. Burma	179	537	678	595	465	3,017	19,557	18,152	9,316	3,394
TOTAL	4,422	3,341	12,325	3,435	6,003	81,942	64,573	1,70,143	43,036	80,673

No. 13—continued

ARTICLES, AND COUNTRIES OF CONSIGNMENT; ALSO SHARE OF EACH PROVINCE	QUANTITY					VALUE				
	1922-23	1923-24	1924-25	1925-26	1926-27	1922-23	1923-24	1924-25	1925-26	1926-27
Chemicals and chemical preparations (excluding chemical manures and medicines)—continued						R	R	R	R	R
Disinfectants—continued										
Others (III. C)—	Cwts.	Cwts.	Cwts.	Cwts.	Cwts.					
United Kingdom	20,194	16,992	18,624	21,147	18,612	6,84,448	5,38,678	5,74,079	5,96,428	5,12,800
Mesopotamia	46	4	1,300	652
Ceylon	85	48	57	50	49	2,562	3,155	2,172	2,199	2,432
Straits Settlements (including Labuan)	12	171	51	1,339	23	37	4,092
South Australia (including Northern Territory)	50
Victoria	37	41	..	1,320	..	12	1,191	..
New South Wales	4	..	1,800	176	325	156	..	1,04,824	10,668	19,062
Australian Commonwealth (Total)	41	..	1,800	217	325	1,376	50	1,04,824	11,249	19,062
Other British Possessions	1	1	2	52	104	130	..
TOTAL BRITISH EMPIRE	20,306	17,057	20,482	21,416	19,157	6,90,337	5,43,921	6,81,214	6,10,048	5,38,788
Germany	149	150	324	336	278	14,898	4,082	11,022	6,063	4,960
Netherlands	644	90	162	30	88	16,418	1,505	1,326
Belgium	409	180	220	157	..	10,673	4,366	2,860	2,075
Austria	12	..	8	840	..	1,139
China (exclusive of Hong-kong and Macao)	18	8	..	5,217	760
Japan	170	93	61	137	46	55,647	16,370	7,664	8,960	4,525
United States of America— Via Atlantic Coast	29	3	59	222	491	5,220	343	4,639	15,093	49,426
“ Pacific “	14	..	3	1,118
Other Foreign Countries	2	..	19	19	1	578	..	802	595	24
TOTAL FOREIGN COUNTRIES	350	673	1,299	1,024	1,160	76,373	36,761	45,981	26,076	65,873
Share of Bengal	6,462	5,688	7,326	5,338	5,714	2,22,405	1,74,948	2,23,938	1,73,233	1,94,082
“ Bombay	3,049	6,035	6,485	7,603	6,733	3,33,691	2,07,752	2,62,517	2,09,898	1,77,404
“ Sind	3,015	2,363	2,720	3,685	3,083	90,261	71,003	80,272	1,02,370	75,394
“ Madras	346	1,503	2,690	2,548	2,598	30,341	49,140	76,308	80,697	82,503
“ Burma	2,284	2,241	2,650	2,366	2,189	84,512	77,839	84,560	86,373	75,276
TOTAL	20,656	17,730	21,781	22,440	20,317	7,66,710	5,80,682	7,27,095	6,45,119	6,04,659
Total Disinfectants—	Cwts.	Cwts.	Cwts.	Cwts.	Cwts.					
United Kingdom	20,342	17,208	19,727	21,818	18,985	6,90,786	5,47,987	5,91,865	5,99,637	5,16,426
Mesopotamia	46	4	1,300	652
Ceylon	85	48	57	50	49	2,562	3,155	2,172	2,228	2,432
Straits Settlements (including Labuan)	12	171	51	1,339	23	37	4,092
South Australia (including Northern Territory)	50
Victoria	37	41	..	1,320	..	12	1,191	..
New South Wales	4	..	1,800	176	326	156	..	1,04,824	10,668	20,002
Australian Commonwealth (Total)	41	..	1,800	217	326	1,376	50	1,04,824	11,249	20,002
Other British Possessions	1	1	2	52	104	130	..
TOTAL BRITISH EMPIRE	20,514	17,273	21,585	21,567	19,491	6,96,676	5,53,136	6,99,000	6,13,281	5,42,952
Germany	3,981	2,218	7,464	2,452	3,294	33,219	41,475	1,04,052	32,243	42,244
Netherlands	152	..	664	115	187	3,367	88	16,666	1,396	3,120
Belgium	122	1,374	4,122	1,337	2,707	2,150	26,598	62,006	15,662	36,625
France	2	..	184	23	1	578	..	1,868	733	21
Austria	12	..	8	840	..	1,139
China (exclusive of Hong-kong and Macao)	18	8	..	5,217	760
Japan	170	93	61	137	46	55,647	16,374	7,664	8,960	4,525
United States of America— Via Atlantic Coast	137	95	61	222	524	7,015	2,364	4,723	15,093	52,765
“ Pacific “	14	..	3	1,118
Other Foreign Countries	3	2	480	277	3
TOTAL FOREIGN COUNTRIES	4,564	3,798	12,621	4,238	6,344	1,51,976	92,119	1,98,233	74,874	1,42,320
Share of Bengal	3,125	6,968	11,432	7,102	3,620	2,53,375	1,97,659	2,33,479	1,37,690	2,31,150
“ Bombay	9,499	6,334	11,340	7,727	7,791	3,61,001	2,20,505	3,13,508	2,04,078	1,90,482
“ Sind	3,871	2,799	4,509	4,767	4,213	1,05,511	73,512	1,07,620	1,19,543	91,627
“ Madras	1,120	1,662	3,497	2,828	3,047	36,236	61,133	89,909	84,160	83,403
“ Burma	2,463	2,303	3,323	3,461	2,654	92,529	97,396	1,02,712	95,639	82,676
TOTAL	25,078	21,071	34,106	25,675	26,325	8,48,652	6,45,255	8,97,238	6,88,155	6,26,332

No. 13—continued

ARTICLES AND COUNTRIES OF CONSIGNMENT; ALSO SHARE OF EACH PROVINCE	QUANTITY					VALUE				
	1922-23	1923-24	1924-25	1925-26	1926-27	1922-23	1923-24	1924-25	1925-26	1926-27
Chemicals and chemical preparations (excluding chemical manures and medicines)—continued						R	R	R	R	R
Glycerine (III. C)—	Cwts.	Cwts.	Cwts.	Cwts.	Cwts.					
United Kingdom	2,609	2,988	4,502	4,799	5,055	1,94,238	1,92,824	2,82,475	2,85,321	3,64,560
Ceylon	15	902
TOTAL BRITISH EMPIRE	2,609	2,988	4,502	4,799	5,070	1,94,238	1,92,824	2,82,475	2,85,321	3,65,462
Germany	77	2	4	31	..	5,710	241	351	2,255	..
Netherlands	42	5	23	1	1	3,372	342	1,001	05	147
United States of America— Via Atlantic Coast	77	..	30	5	..	3,771	7
Other Foreign Countries	..	10	5	..	678	24	45	530
TOTAL FOREIGN COUNTRIES	119	17	27	109	6	9,162	1,306	2,976	6,166	684
Share of Bengal	1,303	1,148	1,853	2,130	2,506	95,302	74,684	1,17,643	1,22,620	1,73,910
" Bombay	1,161	1,121	1,621	1,582	1,693	85,440	72,317	1,02,738	96,337	1,36,773
" Sind	110	163	390	269	304	11,048	13,059	26,980	18,766	26,729
" Madras	108	431	563	737	550	7,439	27,783	31,402	43,000	32,784
" Burma	46	37	37	130	93	4,168	6,347	5,788	10,508	7,040
TOTAL	2,723	3,003	4,529	4,903	5,076	2,03,395	1,94,000	2,94,451	2,91,487	3,66,336
Lead compounds—										
Acetate (III. C)—	Cwts.	Cwts.	Cwts.	Cwts.	Cwts.					
United Kingdom	1,676	1,143	1,291	296	111	56,998	41,117	44,258	6,387	1,824
Germany	1,148	4,004	1,923	3,441	3,260	31,295	1,49,891	56,765	97,584	1,57,203
Netherlands	125	776	694	880	813	4,098	29,996	21,471	10,835	23,529
Belgium	30	..	61	..	220	1,221	..	1,799	..	7,014
Italy	..	302	233	220	1,088	..	9,801	9,498	6,525	32,275
Austria	..	323	379	331	243	..	11,597	12,086	9,567	7,746
Japan	81	14	1,950	312
United States of America— Via Atlantic Coast	..	195	..	102	9,215	..	2,979	168
TOTAL FOREIGN COUNTRIES	1,982	5,600	3,330	4,474	7,608	38,564	2,10,500	1,01,619	1,27,450	2,28,242
Share of Bengal	23	20	15	5	75	1,036	625	606	159	2,354
" Bombay	2,331	6,642	4,614	4,374	7,316	34,641	2,47,745	1,38,192	1,24,659	2,16,909
" Sind	1	76
" Madras	348	56	192	261	324	9,807	3,177	7,120	3,249	6,377
" Burma	106	..	70	1,926
TOTAL	3,258	6,748	4,621	4,440	7,719	95,560	2,51,617	1,45,877	1,33,827	2,30,066

ARTICLES, AND COUNTRIES OF CONSIGNMENT; ALSO SHARE OF EACH PROVINCE	QUANTITY					VALUE				
	1922-23	1923-24	1924-25	1925-26	1926-27	1922-23	1923-24	1924-25	1925-26	1926-27
Chemicals and chemical preparations (excluding chemical manures and medicines)—continued						R	R	R	R	R
Lead compounds—continued										
Litharge (III. C)—	Cwts.	Cwts.	Cwts.	Cwts.	Cwts.					
United Kingdom	470	467	590	594	549	14,845	14,386	19,561	18,780	15,812
Germany	440	420	300	14,292	13,582	10,190	..
Netherlands	60	1,930
France	100	240	1,170	280	..	2,886	7,214	29,048	8,005
Italy	100	178	98	500	80	3,090	4,730	2,818	24,464	2,139
Austria	70	1,676
Persia	91	..	210	220	60	210	..	1,001	1,620	2,430
Japan	71	46	62	63	..	1,020	1,881	1,523	1,488
United States of America— Via Atlantic Coast	2	10	..	100	..	120	514	..	2,868	28
TOTAL FOREIGN COUNTRIES	193	799	1,074	2,852	553	3,420	23,442	27,871	59,708	16,824
Share of Bengal	146	94	49	376	84	4,278	1,843	1,634	11,259	1,993
.. Bombay	426	1,126	1,546	2,502	956	10,087	34,436	43,452	64,676	27,195
.. Sind	3	..	1	145	..	47	..	6
.. Madras	68	46	68	62	49	2,396	1,549	2,399	2,240	1,490
.. Burma	20	7	13	359	263	452
TOTAL	663	1,266	1,664	2,946	1,102	17,765	37,828	47,432	78,438	31,136
Others (III. C)—	Cwts.	Cwts.	Cwts.	Cwts.	Cwts.					
United Kingdom	399	286	228	246	206	15,334	10,961	7,920	10,571	5,970
Ceylon	1	225
TOTAL BRITISH EMPIRE	399	286	228	246	207	15,334	10,961	7,920	10,571	6,195
Germany	10	5	695	121	99	541	155	10,693	3,415	2,384
Netherlands	61	1,759	..
Italy	40	20	1,237	508	..
Austria	161	..	20	4,374	..	624
Japan	15	37	417	1,214
Other Foreign Countries	3	96	5	200	..
TOTAL FOREIGN COUNTRIES	10	5	894	220	156	541	251	25,659	5,299	4,722
Share of Bengal	288	291	120	194	276	12,220	11,107	4,456	5,667	7,927
.. Bombay	121	..	968	221	86	3,655	96	27,619	6,324	2,742
.. Sind	2	53	..
.. Madras	44	49	1	..	9	1,704	4,826	348
TOTAL	409	291	1,122	466	363	15,875	11,212	33,779	16,870	10,917
Total Lead compounds—	Cwts.	Cwts.	Cwts.	Cwts.	Cwts.					
United Kingdom	2,745	1,901	2,109	1,006	866	86,675	66,464	71,739	35,688	23,106
Ceylon	1	225
TOTAL BRITISH EMPIRE	2,745	1,901	2,109	1,006	867	86,675	66,464	71,739	35,688	23,331
Germany	1,156	4,446	3,036	3,862	5,359	31,336	1,64,338	90,040	1,11,189	1,60,087
Netherlands	125	776	744	441	613	4,098	29,996	23,401	12,594	23,529
Belgium	30	..	61	..	220	1,221	..	1,799	..	7,014
France	100	240	1,170	280	..	2,886	7,214	29,048	8,005
Italy	100	490	421	740	1,138	3,090	14,531	13,598	21,497	34,414
Austria	323	540	331	333	..	11,597	16,960	9,567	10,040
Persia	91	..	210	220	60	210	..	1,001	1,620	2,430
Japan	81	71	46	77	114	1,950	1,020	1,351	1,940	3,014
United States of America— Via Atlantic Coast	2	205	..	205	..	120	9,825	5	6,002	189
TOTAL FOREIGN COUNTRIES	1,585	6,404	5,298	7,046	8,317	42,525	2,34,193	1,55,349	1,98,467	2,48,788
Share of Bengal	462	405	184	674	435	17,634	13,675	6,595	27,115	12,274
.. Bombay	3,423	7,768	6,918	7,097	8,256	28,333	2,32,277	2,09,263	1,95,655	2,42,346
.. Sind	4	..	1	2	..	221	..	47	53	6
.. Madras	416	132	304	372	274	12,203	4,735	11,123	16,065	3,615
.. Burma	20	7	113	359	70	..	263	2,378
TOTAL	4,330	8,305	7,407	8,062	9,164	1,29,200	3,00,657	2,27,088	2,29,145	2,72,119
Magnesium compounds—	Cwts.	Cwts.	Cwts.	Cwts.	Cwts.					
Chloride (III. C)—										
United Kingdom	2,682	3,623	811	7,129	291	30,512	25,048	4,716	21,577	3,125
Germany	64,687	72,561	81,783	48,268	55,623	3,14,747	2,08,492	3,19,618	1,87,524	2,18,985
Netherlands	1,492	298	29	111	..	9,354	902	110	275	7
Belgium	678	100	3,695	331
Other Foreign Countries	6	24	..	26	12	357	671	38	176	180
TOTAL FOREIGN COUNTRIES	69,885	72,883	81,812	48,405	55,740	3,28,153	2,09,065	3,19,761	1,87,975	2,19,453

No. 13—continued

ARTICLES, AND COUNTRIES OF CONSIGNMENT; ALSO SHARE OF EACH PROVINCE	QUANTITY					VALUE				
	1922-23	1923-24	1924-25	1925-26	1926-27	1922-23	1923-24	1924-25	1925-26	1926-27
						R	R	R	R	R
Chemicals and chemical preparations (excluding chemical manures and medicines)—continued										
Magnesium compounds— continued										
Chloride (III. O)—continued										
<i>Share of Bengal</i>	Cwts.	Cwts.	Cwts.	Cwts.	Cwts.					
<i>Bombay</i>	804	2,493	2,329	2,242	1,231	3,367	7,668	7,462	9,446	4,748
<i>Sind</i>	67,633	71,914	77,050	51,361	52,231	3,43,096	2,12,376	3,02,293	1,39,443	3,04,303
<i>Madras</i>	858	1,942	3,007	1,274	2,293	6,809	7,343	13,052	9,146	10,599
<i>Burma</i>	250	167	236	147	276	4,396	2,329	1,663	1,425	2,430
TOTAL	69,545	76,506	82,623	55,534	56,081	3,58,065	2,30,118	3,24,477	2,09,546	3,22,570
Sulphate (III. O) —										
<i>United Kingdom</i>	Cwts.	Cwts.	Cwts.	Cwts.	Cwts.					
<i>Other British Possessions</i>	1,633	1,085	1,196	1,018	1,893	50,124	18,631	16,230	16,232	24,005
TOTAL BRITISH EMPIRE	8	..	10	17	8	61	..	43	123	91
<i>Germany</i>	42,133	35,520	29,859	36,407	39,390	1,72,474	1,02,125	2,24,812	1,34,886	1,22,400
<i>Belgium</i>	50	399	4	404	1,521	16
<i>Other Foreign Countries</i>	50	220	..	2	121	386	1,010	..	23	551
TOTAL FOREIGN COUNTRIES	42,233	36,148	29,859	36,409	40,015	1,73,264	1,04,656	2,24,812	1,34,909	1,23,057
<i>Share of Bengal</i>	1,372	2,762	907	1,602	3,438	11,302	12,641	6,469	9,090	14,463
<i>Bombay</i>	36,637	29,523	25,120	27,340	30,990	1,47,409	32,320	2,10,943	1,03,628	36,400
<i>Sind</i>	4,049	3,091	4,911	5,937	3,629	33,163	16,508	32,084	23,885	17,443
<i>Madras</i>	80	13	26	2,663	3,066	911	391	442	12,331	16,410
<i>Burma</i>	1,181	1,849	101	2	803	10,664	10,927	1,166	..	3,527
TOTAL	43,869	37,233	31,065	37,444	41,916	2,03,440	1,23,287	2,41,094	1,51,264	1,47,243
Others (III. O) —										
<i>United Kingdom</i>	Cwts.	Cwts.	Cwts.	Cwts.	Cwts.					
<i>Other British Possessions</i>	39	407	549	1,505	189	3,461	18,937	22,771	37,925	23,924
TOTAL BRITISH EMPIRE	1	219
<i>Germany</i>	33	20	2,430	469	369	923	335	10,376	7,866	3,213
<i>Netherlands</i>	394	5	20	2,642
<i>Belgium</i>	107	1,176
<i>Japan</i>	..	18	196	160	42	..	242	1,672	1,719	491
<i>United States of America— Vid Atlantic Coast</i>	100	2	1	2,593	376	233
<i>" Pacific "</i>	67	3,314
<i>Other Foreign Countries</i>	27	..	56	277	..	1,170
TOTAL FOREIGN COUNTRIES	33	38	2,758	631	1,036	933	577	15,418	9,981	12,301
<i>Share of Bengal</i>	7	13	213	693	393	1,094	230	6,304	16,305	9,013
<i>Bombay</i>	28	337	2,736	516	444	2,322	15,604	23,900	11,252	4,363
<i>Sind</i>	4	1	11	349	30	6	30	611
<i>Madras</i>	16	22	4	16	29	340	3,100	162	495	2,672
<i>Burma</i>	18	17	299	911	343	303	490	2,328	17,723	16,779
TOTAL	73	445	3,302	2,136	1,225	4,613	19,514	33,189	47,806	36,227
Total Magnesium com- pounds—										
<i>United Kingdom</i>	Cwts.	Cwts.	Cwts.	Cwts.	Cwts.					
<i>Other British Possessions</i>	4,354	5,115	2,566	9,652	2,373	64,097	62,616	43,725	75,023	51,145
TOTAL BRITISH EMPIRE	4	..	10	17	8	220	..	48	123	91
<i>Sweden</i>	6	..	70	130	..	1,168
<i>Germany</i>	106,353	103,110	114,072	85,144	96,897	4,33,149	3,05,952	1,55,306	3,30,276	3,44,633
<i>Netherlands</i>	1,532	493	29	111	495	9,909	1,467	110	295	2,925
<i>Belgium</i>	723	399	211	4,099	1,521	1,573
<i>Japan</i>	10	18	196	160	42	126	242	1,672	1,719	491
<i>United States of America— Vid Atlantic Coast</i>	6	4	100	2	3	357	132	2,626	431	373
<i>" Pacific "</i>	..	20	67	..	445	3,314
<i>Other Foreign Countries</i>	..	20	21	22	16	..	439	147	144	325
TOTAL FOREIGN COUNTRIES	109,129	109,669	114,424	85,445	96,791	5,02,350	3,10,298	5,59,991	3,32,365	3,54,513

ARTICLES, AND COUNTRIES OF CONSIGNMENT ; ALSO SHARE OF EACH PROVINCE	QUANTITY					VALUE				
	1922-23	1923-24	1924-25	1925-26	1926-27	1922-23	1923-24	1924-25	1925-26	1926-27
Chemicals and chemical preparations (excluding chemical manures and medicines)—continued										
Magnesium compounds—concluded										
Total Magnesium compounds—continued	Cwts.	Cwts.	Cwts.	Cwts.	Cwts.					
Share of Bengal	2,833	5,263	3,449	4,437	5,067	16,263	20,486	20,231	37,442	29,124
„ Bombay	104,348	101,824	104,956	79,117	83,665	4,93,027	3,10,700	5,42,136	3,04,323	3,05,554
„ Sind	4,053	3,032	4,313	5,947	3,640	33,513	16,533	22,110	25,302	18,054
„ Madras	954	1,982	3,037	4,553	5,373	2,000	11,394	13,646	21,972	22,531
„ Burma	1,449	2,023	636	1,060	1,422	15,365	18,746	5,637	19,178	24,736
TOTAL	113,487	114,184	116,990	95,114	99,172	5,66,727	3,72,514	6,03,760	4,08,616	4,06,049
Potassium compounds—										
Bichromate (III. O) —	Cwts.	Cwts.	Cwts.	Cwts.	Cwts.					
United Kingdom	2,900	3,301	1,797	3,091	4,069	1,33,911	1,31,724	65,056	88,375	1,14,051
Straits Settlements (including Labuan)	—	—	1	—	—	—	—	48	—	—
TOTAL BRITISH EMPIRE	2,900	3,301	1,798	3,091	4,069	1,33,911	1,31,724	65,104	88,375	1,14,051
Sweden	—	—	25	146	867	—	—	1,354	5,543	10,954
Germany	712	570	1,677	466	1,659	34,316	23,263	58,424	14,358	41,574
Netherlands	—	—	20	121	—	50	—	762	3,138	—
Belgium	—	425	240	40	20	—	15,307	8,617	1,130	529
Japan	—	39	1	102	62	—	2,335	1,167	3,630	2,892
United States of America—										
Pid Atlantic Coast	1,063	1,160	1,361	1,520	215	45,551	28,234	35,912	40,892	5,534
TOTAL FOREIGN COUNTRIES	1,775	2,194	3,344	2,395	2,323	79,917	69,779	1,06,266	68,746	61,483
Share of Bengal	622	512	247	749	1,130	22,723	20,416	3,396	22,166	32,329
„ Bombay	3,241	3,449	3,490	3,045	2,922	1,46,801	1,29,209	12,13,671	33,225	75,933
„ Sind	12	30	32	33	197	668	1,254	1,029	2,421	2,760
„ Madras	781	1,457	1,305	1,432	1,745	36,778	67,723	42,855	43,330	51,718
„ Burma	13	47	68	177	437	793	1,901	4,919	5,913	11,863
TOTAL	4,675	5,495	5,142	5,486	6,392	2,18,828	2,01,508	1,71,370	1,37,121	1,75,534
Chlorate (III. O) —	Cwts.	Cwts.	Cwts.	Cwts.	Cwts.					
United Kingdom	67	119	81	2	552	2,140	2,634	1,721	276	13,004
Sweden	424	410	365	4,436	7,630	12,921	9,125	21,043	1,07,212	1,58,629
Norway	—	—	1	100	50	—	—	21	2,464	1,105
Poland (including Dantzig)	—	—	—	—	100	—	—	—	—	2,121
Germany	4,058	5,821	11,966	20,651	20,378	1,04,513	1,24,641	2,26,823	4,54,404	4,60,974
Netherlands	6	175	—	258	535	443	3,567	—	6,325	12,593
Belgium	3	137	310	509	101	100	2,955	6,032	12,234	3,329
Switzerland	—	49	—	—	—	—	1,123	—	—	—
Austria	40	—	330	20	—	1,090	—	5,307	455	—
Czechoslovakia	100	—	—	—	95	2,722	—	—	—	2,357
Japan	—	969	227	97	—	—	26,479	6,028	2,898	—
Other Foreign Countries	20	—	20	—	—	590	—	379	—	—
TOTAL FOREIGN COUNTRIES	4,651	7,561	13,719	25,121	29,489	1,22,379	1,67,390	2,65,638	5,86,012	6,40,299
Share of Bengal	225	2,122	4,460	3,323	12,436	20,043	34,140	39,836	1,36,144	2,79,925
„ Bombay	3,933	4,491	6,947	14,337	13,832	1,01,664	93,167	1,23,897	3,20,207	2,76,773
„ Sind	77	327	101	333	754	2,908	7,329	1,923	2,073	16,212
„ Madras	159	126	434	759	775	4,564	2,753	10,419	18,639	16,926
„ Burma	133	604	1,308	2,256	3,194	6,335	13,139	36,334	52,325	72,457
TOTAL	4,718	7,630	13,300	26,128	30,041	1,24,519	1,70,524	2,67,409	5,86,235	6,53,303

No. 13—continued

ARTICLES, AND COUNTRIES OF CONSIGNMENT; ALSO SHARE OF EACH PROVINCE	QUANTITY					VALUE				
	1922-23	1923-24	1924-25	1925-26	1926-27	1922-23	1923-24	1924-25	1925-26	1926-27
Chemicals and chemical preparations (excluding chemical manures and medicines)—continued						R	R	R	R	R
Potassium compounds— continued										
Cyanide of Potassium (III. C)—	Cwts.	Cwts.	Cwts.	Cwts.	Cwts.					
United Kingdom	7	9	63	35	26	2,080	1,873	7,873	5,366	4,355
Germany	29	169	11	10	..	1,109	5,474	1,428	1,456
Japan	2	1,089
Other Foreign Countries . .	2	1	469	57	58	42	74
TOTAL FOREIGN COUNTRIES	2	29	169	11	13	469	1,166	5,532	1,470	3,510
Share of Bengal	2	22	5	2	..	295	1,928	779	1,108	..
.. Bombay	4	1	193	2	13	1,116	215	6,684	1,159	2,032
.. Sind	2	1	3	4	7	380	235	461	567	1,022
.. Madras	2	27	25	13	270	571	4,427	3,249	2,196
.. Burma	1	2	4	..	6	433	100	563	155	2,630
TOTAL	9	38	282	46	39	2,549	3,039	12,904	6,830	7,875
Saltpetre (potassium nitrate) (III. C) (a)—	Cwts.	Cwts.								
United Kingdom	47	19	1,824	981
Other British Possessions	15	6
TOTAL BRITISH EMPIRE	47	19	1,839	986
TOTAL FOREIGN COUNTRIES	1	2	109	242
Share of Bengal	2	276
.. Bombay	1	62
.. Sind	1	4	175	214
.. Madras	15	6	570	171
.. Burma	32	9	1,203	505
TOTAL	48	21	1,948	1,228
Other sorts (III. C)—	Cwts.	Cwts.	Cwts.	Cwts.	Cwts.					
United Kingdom	556	359	610	705	256	1,65,763	1,38,590	1,14,940	1,23,225	35,175
Other British Possessions . .	1	8	..	64	..	48	360	..
TOTAL BRITISH EMPIRE	557	359	610	713	256	1,65,817	1,38,590	1,14,988	1,23,585	35,175

(a) Included in "Potassium compounds—other sorts" from 1924-25.

GENERAL IMPORTS

(126)

No. 13—continued

ARTICLES, AND COUNTRIES OF CONSIGNMENT, ALSO SHARE OF EACH PROVINCE	QUANTITY					VALUE				
	1922-23	1923-24	1924-25	1925-26	1926-27	1922-23	1923-24	1924-25	1925-26	1926-27
Chemicals and chemical preparations (excluding chemical manures and medicines)—continued						R	R	R	R	R
Potassium compounds—continued										
Other sorts (III. C)—continued	Cwts.	Cwts.	Cwts.	Cwts.	Cwts.					
Sweden	1	478	9	80	10,600	128
Poland (including Dantzic)	40	1,853	..
Germany	1,064	1,091	2,837	3,161	3,955	50,573	49,259	76,723	99,602	99,078
Netherlands	30	10	27	311	60	4,844	774	277	5,296	5,031
Belgium	85	24	12	263	46	6,632	607	693	5,837	1,261
France	20	402	1,009	4,626
Italy	5	15	15	47	114	798	936	795	2,121	5,609
Austria	7	22	934	1,091	..
Czechoslovakia	28	60	..	1,161	2,168	..
Japan	2	46	33	87	51	2,326	2,342	860	22,416	47,584
United States of America—										
<i>Vid Atlantic Coast</i>	11	284	20	702	42,610
<i>" Pacific "</i>	42	75	2,360	3,378
Other Foreign Countries	4	..	2	..	14	330	..	28	..	523
TOTAL FOREIGN COUNTRIES	1,218	1,188	2,934	4,442	5,010	67,164	52,916	80,430	1,55,114	2,10,331
Share of Bengal	498	987	1,069	2,074	1,243	1,32,121	1,37,240	1,13,637	1,51,004	1,17,797
<i>" Bombay</i>	<i>374</i>	<i>380</i>	<i>1,987</i>	<i>1,381</i>	<i>2,029</i>	<i>46,323</i>	<i>35,213</i>	<i>45,498</i>	<i>52,430</i>	<i>53,709</i>
<i>" Sind</i>	<i>219</i>	<i>38</i>	<i>245</i>	<i>343</i>	<i>338</i>	<i>19,579</i>	<i>9,063</i>	<i>13,615</i>	<i>19,339</i>	<i>19,334</i>
<i>" Madras</i>	<i>57</i>	<i>64</i>	<i>187</i>	<i>417</i>	<i>699</i>	<i>10,615</i>	<i>7,791</i>	<i>10,233</i>	<i>23,220</i>	<i>12,609</i>
<i>" Burma</i>	<i>127</i>	<i>33</i>	<i>66</i>	<i>1,040</i>	<i>967</i>	<i>23,338</i>	<i>12,196</i>	<i>12,375</i>	<i>37,706</i>	<i>36,067</i>
TOTAL	1,775	1,547	3,544	5,155	5,266	2,32,931	1,91,508	1,95,418	2,83,699	2,45,506
Total Potassium compounds—	Cwts.	Cwts.	Cwts.	Cwts.	Cwts.					
United Kingdom	3,577	3,807	2,551	3,333	4,903	3,05,708	2,75,802	1,80,080	2,22,242	1,66,586
Other British Possessions	1	..	1	8	..	79	5	96	360	..
TOTAL BRITISH EMPIRE	3,578	3,807	2,552	3,341	4,903	3,05,787	2,75,807	1,80,185	2,22,602	1,66,586
Sweden	424	410	391	5,110	3,056	12,921	9,125	22,477	1,23,369	1,69,709
Norway	1	100	50	31	2,464	1,105
Poland (including Dantzic)	40	100	1,853	2,121
Germany	5,835	7,513	16,649	24,239	26,502	1,89,429	1,97,514	3,67,449	5,09,792	6,08,082
Netherlands	33	185	47	590	645	5,836	4,398	1,097	14,311	17,933
Belgium	88	586	562	312	168	6,732	19,459	15,392	19,251	4,075
France	20	20	402	530	1,009	4,626
Switzerland	49	1,123
Italy	5	15	35	47	114	798	936	1,174	2,121	5,609
Austria	40	..	337	42	..	1,090	..	6,241	1,556	..
Czechoslovakia	126	60	95	3,838	2,168	2,357
Japan	2	1,056	281	236	115	2,328	31,156	3,105	28,994	162,465
United States of America—										
<i>Vid Atlantic Coast</i>	1,063	1,160	1,361	1,531	499	45,551	28,284	35,932	41,594	45,144
<i>" Pacific "</i>	42	75	2,360	3,378
Other Foreign Countries	4	..	2	..	14	330	..	28	..	523
TOTAL FOREIGN COUNTRIES	7,947	10,974	20,166	32,960	36,835	2,70,038	2,91,995	4,57,916	6,11,342	9,15,632
Share of Bengal	1,453	13,866	5,771	11,164	14,309	1,71,247	2,14,000	2,13,148	3,50,423	4,22,062
<i>" Bombay</i>	<i>8,102</i>	<i>3,322</i>	<i>12,517</i>	<i>13,322</i>	<i>17,907</i>	<i>2,96,409</i>	<i>2,33,306</i>	<i>2,94,750</i>	<i>4,57,981</i>	<i>4,03,447</i>
<i>" Sind</i>	<i>311</i>	<i>460</i>	<i>381</i>	<i>713</i>	<i>1,196</i>	<i>23,710</i>	<i>13,081</i>	<i>17,023</i>	<i>31,400</i>	<i>39,274</i>
<i>" Madras</i>	<i>1,002</i>	<i>1,644</i>	<i>2,003</i>	<i>2,623</i>	<i>3,332</i>	<i>52,297</i>	<i>69,014</i>	<i>67,994</i>	<i>83,933</i>	<i>89,443</i>
<i>" Burma</i>	<i>366</i>	<i>700</i>	<i>1,946</i>	<i>3,473</i>	<i>4,894</i>	<i>31,662</i>	<i>27,341</i>	<i>54,131</i>	<i>96,102</i>	<i>1,22,957</i>
TOTAL	11,225	14,781	22,718	36,610	41,738	5,75,825	5,67,802	3,47,101	10,33,914	10,82,216

No. 13—continued

ARTICLES, AND COUNTRIES OF CONSIGNMENT; ALSO SHARE OF EACH PROVINCE	QUANTITY					VALUE				
	1922-23	1923-24	1924-25	1925-26	1926-27	1922-23	1923-24	1924-25	1925-26	1926-27
Chemicals and chemical preparations (excluding chemical manures and medicines)—continued										
<i>Soda compounds—</i>										
Bicarbonate of soda (sodium bicarbonate) (III. C)—										
United Kingdom	Cwts. 93,625	Cwts. 105,866	Cwts. 109,664	Cwts. 99,854	Cwts. 114,802	R 9,46,665	R 9,72,513	R 10,02,710	R 8,19,606	R 9,01,006
Other British Possessions	1	2	12	1	2
TOTAL BRITISH EMPIRE	93,625	105,866	109,665	99,854	114,802	9,46,665	9,72,515	10,02,722	8,19,607	9,01,008
Germany	26	84	1,623	715	609	317	1,269	14,625	6,206	9,473
Netherlands	358	1	3,937	10
United States of America— Via Atlantic Coast	637	12,324
Other Foreign Countries	13	40	71	141	380	654
TOTAL FOREIGN COUNTRIES	26	97	2,021	1,353	680	317	1,410	18,942	18,540	10,127
Share of Bengal	27,198	30,439	27,220	31,769	34,377	2,90,700	3,30,329	2,72,329	2,29,311	2,99,164
.. Bombay	26,457	34,446	23,939	26,731	35,214	2,34,223	2,32,366	1,82,909	1,63,908	2,72,223
.. Sind	17,374	13,503	21,433	16,295	12,723	1,75,836	1,28,301	2,07,404	1,33,867	93,384
.. Madras	11,364	11,815	16,242	12,177	14,291	1,22,868	1,30,664	1,77,460	1,44,623	1,32,968
.. Burma	11,228	16,460	18,647	14,335	18,462	1,16,300	1,52,473	1,81,062	1,36,379	1,62,306
TOTAL	93,651	105,463	111,686	101,207	114,982	9,46,982	9,73,925	10,21,664	8,38,147	9,11,135
Bichromate of soda (III. C)—										
United Kingdom	Cwts. 5,599	Cwts. 4,939	Cwts. 11,101	Cwts. 9,959	Cwts. 5,266	R 1,57,299	R 1,53,102	R 2,62,087	R 1,68,423	R 1,14,627
Sweden	1	29	33	935
Germany	422	529	885	962	692	15,492	17,768	29,394	20,316	14,531
Netherlands	60	80	194	1,569	685	4,273
Belgium	296	60	282	6,723	1,368	4,866
United States of America— Via Atlantic Coast	1,545	1,600	2,393	3,721	2,624	56,393	31,481	63,088	61,363	52,449
TOTAL FOREIGN COUNTRIES	1,967	2,129	4,189	4,774	3,821	71,885	49,249	1,00,774	1,03,765	77,059
Share of Bengal	333	607	2,715	1,044	1,444	14,869	20,012	35,965	21,570	30,649
.. Bombay	4,316	3,256	4,504	4,017	3,328	1,25,847	33,537	1,10,313	86,679	71,315
.. Sind	29
.. Madras	1,894	3,204	3,921	6,676	4,255	77,627	98,668	2,22,553	1,58,664	39,323
.. Burma	1,003	1	2,998	10,341	36	27,295
TOTAL	7,566	7,068	15,240	14,733	9,087	2,29,184	2,02,851	2,68,861	2,02,208	1,91,686
Borax (including boracic acid) (III. C)—										
United Kingdom	Cwts. 10,121	Cwts. 7,320	Cwts. 3,445	Cwts. 7,968	Cwts. 10,829	R 2,25,990	R 1,85,693	R 97,609	R 1,63,943	R 1,37,405
Other British Possessions	2	12	4	2	69
TOTAL BRITISH EMPIRE	10,121	7,320	3,445	7,968	10,829	2,26,002	1,85,697	97,611	1,64,062	1,37,405
Germany	1,634	4,412	5,419	2,051	498	53,370	95,346	1,17,535	41,021	110,772
Netherlands	14	1	1,023	103	38	4
Belgium	79	112	630	415	75	4,290	2,648	11,594	8,135	1,235
Other Foreign Countries	1	69	71	62	1,366	1,266
TOTAL FOREIGN COUNTRIES	1,728	4,524	6,119	2,537	478	58,750	98,394	1,30,598	50,510	12,011
Share of Bengal	4,976	4,631	3,623	4,123	4,326	1,29,706	1,10,327	30,692	30,222	79,047
.. Bombay	4,373	5,036	4,319	3,351	3,481	1,37,226	1,10,593	95,323	63,103	61,127
.. Sind	84	170	113	153	223	6,237	7,745	4,413	5,030	6,933
.. Madras	2,013	1,622	1,303	2,375	2,347	59,678	62,142	32,307	60,554	45,043
.. Burma	398	488	156	294	353	11,309	12,774	4,764	5,663	6,576
TOTAL	11,849	11,844	9,564	10,525	11,307	3,44,758	2,84,086	2,18,209	2,14,512	1,99,416

ARTICLES, AND COUNTRIES OF CONSIGNMENT, ALSO SHARE OF EACH PROVINCE	QUANTITY					VALUE				
	1922-23	1923-24	1924-25	1925-26	1926-27	1922-23	1923-24	1924-25	1925-26	1926-27
Chemicals and chemical preparations (excluding chemical manures and medicines)—continued										
Soda compounds—continued										
Caustic soda (sodium hydroxide) (III. C)—	Cwts.	Cwts.	Cwts.	Cwts.	Cwts.	Rs.	Rs.	Rs.	Rs.	Rs.
United Kingdom	105,860	87,640	95,077	129,747	154,512	19,76,700	14,49,047	13,11,499	14,66,639	17,39,409
Hongkong	--	--	300	--	--	--	--	4,990	--	--
Other British Possessions	24	6	3	3	10	558	106	118	37	170
TOTAL BRITISH EMPIRE	105,884	87,646	95,380	129,750	154,522	19,77,258	14,49,153	13,11,607	14,66,676	17,39,579
Germany	923	19	244	722	1,202	18,062	605	3,121	9,417	8,642
Netherlands	3	--	530	659	108	330	--	8,854	7,328	1,252
Belgium	--	--	--	272	115	--	--	--	3,221	1,265
France	--	--	97	6	99	--	--	1,288	74	1,005
United States of America—										
Via Atlantic Coast	5,127	14,580	12,252	7,209	4,788	89,564	2,45,986	1,61,175	31,417	54,700
Other Foreign Countries	--	--	6	--	--	70	--	161	--	--
TOTAL FOREIGN COUNTRIES	6,063	14,599	12,258	7,209	4,788	1,08,026	2,46,591	1,74,599	1,01,457	66,864
Share of Bengal	32,210	25,322	30,499	51,102	53,928	6,23,524	4,34,737	4,15,346	5,49,695	5,75,493
" Bombay	20,410	22,250	18,693	24,444	26,647	4,14,967	3,96,696	2,38,323	2,86,383	3,47,209
" Sind	31,297	30,373	34,012	28,215	40,011	5,53,309	4,89,974	4,26,464	3,03,805	4,23,529
" Madras	15,695	14,984	12,800	23,600	28,659	3,15,719	2,43,334	2,61,019	2,95,357	3,27,632
" Burma	6,325	8,746	7,155	11,350	11,519	1,12,765	1,31,104	1,00,039	1,32,393	1,32,589
TOTAL	111,947	102,245	103,559	138,718	160,834	20,85,284	16,95,744	14,91,206	15,68,133	18,00,462
Chromate of soda (III. C) (a)—	Cwts.	Cwts.								
United Kingdom	--	20	--	--	--	--	702	--	--	--
United States of America—										
Via Atlantic Coast	--	100	--	--	--	--	2,982	--	--	--
Share of Bengal	--	120	--	--	--	--	3,684	--	--	--
Cyanide of sodium (III. C)—	Cwts.	Cwts.	Cwts.	Cwts.	Cwts.					
United Kingdom	6,123	6,540	6,623	7,857	9,264	5,89,829	4,80,927	3,72,898	4,50,018	4,91,488
Straits Settlements (including Labuan)	--	--	--	--	450	--	--	--	--	22,793
Western Australia	--	13	--	--	--	--	1,130	--	--	--
Australian Commonwealth (Total)	--	13	--	--	--	--	1,130	--	--	--
TOTAL BRITISH EMPIRE	6,123	6,553	6,623	7,857	9,264	5,89,829	4,82,057	3,72,898	4,50,018	5,14,229
Germany	--	--	--	--	450	--	--	--	--	21,879
United States of America—										
Via Atlantic Coast	--	--	--	--	1,105	--	--	--	--	50,039
TOTAL FOREIGN COUNTRIES	--	--	--	--	1,555	--	--	--	--	71,418
Share of Bombay	--	--	--	22	251	--	--	--	2,223	26,421
" Madras	6,123	6,553	6,623	7,640	8,120	5,39,829	4,32,057	3,72,898	4,34,002	4,43,582
" Burma	--	--	--	295	2,443	--	--	--	13,733	1,15,644
TOTAL	6,123	6,553	6,623	7,857	10,819	5,39,829	4,32,057	3,72,898	4,50,018	5,35,647

(a) Included in "Soda compounds—Other sorts" from 1924-25.

No. 13—continued

ARTICLES, AND COUNTRIES OF CONSIGNMENT; ALSO SHARE OF EACH PROVINCE	QUANTITY					VALUE				
	1922-23	1923-24	1924-25	1925-26	1926-27	1922-23	1923-24	1924-25	1925-26	1926-27
Chemicals and Chemical preparations (excluding chemical manures and medicines)—continued										
Soda compounds—continued										
Soda sulphide (III. C)—										
United Kingdom	Owts. 11,128	Owts. 4,677	Owts. 4,046	Owts. 3,049	Owts. 10,206	Rs. 1,99,908	Rs. 71,953	Rs. 51,667	Rs. 37,651	Rs. 72,497
Other British Possessions	1	8	2	19	28	48	265	119	319	492
TOTAL BRITISH EMPIRE	11,129	4,685	4,048	3,068	10,234	1,99,948	72,218	51,786	37,970	72,989
Germany	3,051	14,438	22,326	3,003	17,222	48,492	1,75,057	2,28,046	65,886	1,38,194
Netherlands	1,515	721	2,019	14,362	8,123	18,306
Belgium	163	193	3,790	3,451	5,319	2,642	3,143	31,086	37,234	41,099
Japan	2,331	630	1,393	8,631	12,753	39,167	8,332	11,734	62,297	77,757
Other Foreign Countries	40	38	..	1	..	759	705	..	10	..
TOTAL FOREIGN COUNTRIES	6,085	15,297	29,024	20,857	37,813	91,060	1,86,287	2,83,228	1,73,550	2,76,356
Share of Bengal	479	339	904	2,466	2,302	9,763	6,936	9,746	19,143	22,612
„ Bombay	15,734	18,759	31,451	16,960	40,807	2,62,570	2,36,515	3,15,437	1,40,426	2,37,241
„ Sind	72	47	164	121	72	1,187	640	2,275	1,411	697
„ Madras	978	756	396	4,090	3,454	17,953	11,564	5,461	46,733	34,439
„ Burma	11	31	157	233	207	430	2,350	2,043	3,632	3,396
TOTAL	17,214	19,982	33,072	23,925	47,542	2,91,008	2,58,505	3,35,014	2,11,520	3,48,345
Sodium carbonate (soda ash and soda crystals) (III. C)—										
United Kingdom	Owts. 562,316	Owts. 705,383	Owts. 726,380	Owts. 730,823	Owts. 884,187	Rs. 39,91,863	Rs. 48,05,252	Rs. 49,91,505	Rs. 42,68,643	Rs. 52,78,336
Aden and Dependencies	6,229	5,075	6,287	4,238	5,454	25,546	22,993	19,186	17,650	12,305
Kenya Colony	100,867	76,835	82,046	58,301	66,158	4,83,786	3,14,876	3,48,140	2,91,210	3,45,765
Tanganyika Territory	6,000	40,500	..
Other British Possessions	24	8	4	25	303	200	76	106	181	1,044
TOTAL BRITISH EMPIRE	669,436	787,301	814,667	799,432	956,097	45,06,995	51,43,107	53,59,937	46,13,184	60,67,460
Germany	247	2,274	32,389	6,872	26,129	2,417	15,770	2,07,098	67,640	1,47,925
Netherlands	2	50	3,961	499	122	262	313	24,213	2,212	1,219
Belgium	343	5,912	4,327	6,623	..	2,356	89,324	22,912	40,302
France	151	290	520	996	1,658	2,475
Italy	242	1,440
United States of America—										
Via Atlantic Coast	15	431	172	3,744
Other Foreign Countries	158	..	10	3	9	706	..	70	25	60
TOTAL FOREIGN COUNTRIES	407	2,667	42,423	11,916	34,081	3,385	18,439	2,71,701	94,614	1,96,766
Share of Bengal	411,586	468,696	497,523	463,943	573,234	26,37,409	30,96,760	35,45,660	27,30,310	35,04,383
„ Bombay	97,221	137,461	195,361	100,941	146,809	5,94,903	7,08,317	4,27,963	4,58,433	7,44,921
„ Sind	84,247	116,491	141,042	158,159	171,093	6,44,387	3,64,566	9,97,084	9,43,571	10,41,400
„ Madras	56,560	36,726	55,924	30,629	65,292	4,33,583	2,60,636	3,96,005	3,20,515	3,62,493
„ Burma	20,229	31,692	37,340	37,631	22,000	1,49,593	2,22,477	2,31,041	2,54,454	1,80,953
TOTAL	669,343	789,968	857,090	811,358	990,178	45,09,780	51,01,546	56,30,633	47,07,793	58,84,215
Sodium silicate (III. C)—										
United Kingdom	Owts. 14,265	Owts. 13,493	Owts. 21,107	Owts. 22,533	Owts. 31,704	Rs. 1,91,782	Rs. 1,53,018	Rs. 2,02,709	Rs. 1,93,862	Rs. 2,55,336
Ceylon	148	5	..	1,360
TOTAL BRITISH EMPIRE	14,265	13,493	21,255	22,533	31,704	1,91,787	1,53,018	2,04,069	1,93,862	2,55,336
Germany	5,365	4,566	5,788	760	434	54,407	37,344	63,723	7,353	3,177
Netherlands	128	1,102	..
Belgium	98	1,216	533	44	..	639	15,405	7,678	236
United States of America—										
Via Atlantic Coast	11	130
TOTAL FOREIGN COUNTRIES	5,365	4,674	7,002	1,741	478	54,407	38,063	79,128	16,133	3,463
Share of Bengal	14,064	12,227	19,218	11,437	16,070	1,30,705	1,26,731	1,94,001	94,734	1,28,532
„ Bombay	2,214	1,166	1,473	3,653	4,567	23,119	12,330	12,934	27,691	36,719
„ Sind	374	1,076	940	2,761	5,033	5,096	12,117	9,515	24,869	33,730
„ Madras	1,404	1,091	3,360	4,527	3,393	19,777	14,172	37,192	45,349	33,117
„ Burma	1,574	2,612	3,266	1,886	2,509	17,447	26,338	29,546	17,457	21,301
TOTAL	19,630	18,172	28,257	24,324	32,182	2,16,144	1,91,681	2,63,137	2,10,000	2,58,799

No. 13—continued

ARTICLES, AND COUNTRIES OF CONSIGNMENT; ALSO SHARE OF EACH PROVINCE	QUANTITY					VALUE				
	1922-23	1923-24	1924-25	1925-26	1926-27	1922-23	1923-24	1924-25	1925-26	1926-27
Chemicals and chemical preparations (excluding chemical manures and medicines)—continued										
<i>Soda compounds—continued</i>	Cwts.	Cwts.	Cwts.	Cwts.	Cwts.	R	R	R	R	R
Other sorts (III. C)—										
United Kingdom	3,402	3,596	3,861	3,727	2,959	81,674	1,69,612	1,10,836	74,265	62,826
Aden and Dependencies	507	1,448
Ceylon	54	6	24	20	13	2,031	371	808	867	490
Kenya Colony	1,015	4,195
Other British Possessions	17	35	17	25	6	456	647	492	522	141
TOTAL BRITISH EMPIRE	3,473	4,652	4,409	3,772	2,978	84,161	1,74,825	1,13,524	75,654	68,457
Germany	2,367	5,700	6,339	7,690	15,882	78,152	1,39,558	1,33,340	2,24,311	3,38,239
Netherlands	22	73	388	102	1,093	2,502	10,151	16,490	4,372	9,656
Belgium	39	1,680	632	1,521	1,499	451	22,986	11,710	9,015	12,434
France	142	134	20	260	692	2,341	12,315	190	3,991	7,106
Switzerland	20	1,580	..
Italy	22	1,400
Czechoslovakia	50	..	20	3,106	..	290
China (excluding Hongkong and Macao)	53	44	3,838	4,199
Japan	100	..	17	30	200	1,771	..	185	321	1,681
United States of America—										
Via Atlantic Coast	41	57	20	470	15	3,508	2,250	4,515	23,597	895
Other Foreign Countries	1	..	38	..	10	19	..	220	..	480
TOTAL FOREIGN COUNTRIES	3,252	7,644	7,474	10,146	19,457	91,850	1,87,260	1,71,940	2,71,025	3,74,040
Share of Bengal	1,453	1,064	2,252	1,481	3,631	55,344	43,330	71,628	59,520	44,592
" Bombay	2,947	6,679	4,424	9,310	16,643	73,726	2,19,768	1,14,235	3,08,502	3,57,396
" Sind	152	247	519	168	738	6,322	4,694	3,561	3,565	2,179
" Madras	488	3,358	2,523	674	809	19,737	31,346	63,343	24,230	21,284
" Burma	1,635	448	2,165	2,267	459	21,311	6,948	22,700	50,902	7,105
TOTAL	6,725	12,296	11,383	13,918	22,335	1,76,011	3,62,085	2,85,464	3,46,679	4,39,497
Total Soda compounds—	Cwts.	Cwts.	Cwts.	Cwts.	Cwts.					
United Kingdom	812,439	938,979	981,304	1,015,585	1,222,679	88,71,657	83,91,814	83,99,520	76,58,070	91,02,878
Aden and Dependencies	6,229	5,075	5,745	4,293	5,454	25,546	22,903	20,646	17,650	12,805
Ceylon	59	14	179	40	17	2,116	475	2,334	905	533
Straits Settlements (including Labuan)	61	19	19	50	491	1,183	458	551	997	23,617
Hongkong	300	4,990
Kenya Colony	100,867	77,850	82,046	58,301	66,153	4,83,736	3,19,071	3,48,140	2,91,310	3,45,765
Tanganyika Territory	6,000	40,500	..
Western Australia	18	1,130
Victoria	12	3
Australian Commonwealth (Total)	18	12	1,130	3
Other British Possessions	30	..	4	297	..	538	..	34	888
TOTAL BRITISH EMPIRE	919,655	1,021,985	1,070,593	1,084,273	1,295,091	88,89,300	87,36,389	87,76,231	80,09,456	94,88,089
Sweden	39	1,295
Germany	14,535	32,019	75,011	27,775	63,023	2,70,709	4,83,717	7,99,882	4,42,155	6,92,052
Netherlands	41	123	6,863	2,050	3,536	4,122	10,464	69,528	23,920	34,715
Belgium	231	2,426	12,516	10,899	14,032	7,453	30,672	1,16,222	89,563	1,02,032
France	148	134	288	556	1,311	2,419	12,315	2,367	5,718	10,668
Switzerland	20	1,580	..
Italy	264	2,840
Czechoslovakia	50	..	20	3,106	..	290
China (excluding Hongkong and Macao)	53	44	3,838	4,199
Japan	2,931	630	1,411	8,711	12,954	40,938	8,382	11,967	62,618	79,397
United States of America—										
Via Atlantic Coast	6,753	16,399	15,218	12,201	8,963	1,50,226	2,33,725	2,29,726	1,99,750	1,61,827
Other Foreign Countries	159	..	54	27	9	707	..	423	477	60
TOTAL FOREIGN COUNTRIES	24,893	51,731	111,331	62,292	104,175	4,79,680	8,29,275	12,30,910	8,29,819	10,82,108

No. 18—continued

ARTICLES, AND COUNTRIES OF CONSIGNMENT; ALSO SHARE OF EACH PROVINCE	QUANTITY					VALUE				
	1922-23	1923-24	1924-25	1925-26	1926-27	1922-23	1923-24	1924-25	1925-26	1926-27
Chemicals and chemical preparations (excluding chemical manures and medicines)—continued										
Soda compounds—concluded										
Total Soda compounds—continued	Cwts.	Cwts.	Cwts.	Cwts.	Cwts.	Rs.	Rs.	Rs.	Rs.	Rs.
Share of Bengal	493,259	543,517	533,954	567,437	695,392	49,57,025	41,77,320	46,25,765	33,45,025	46,85,372
“ Bombay	173,677	229,052	218,214	183,389	277,919	13,67,301	20,00,675	15,47,697	14,37,350	21,45,132
“ Sind	133,600	161,407	193,283	206,439	229,973	13,91,895	16,03,337	16,55,735	14,16,058	16,12,928
“ Madras	96,489	36,314	112,597	112,485	131,025	16,12,853	13,33,830	15,73,747	14,92,144	14,55,395
“ Burma	42,523	59,426	68,926	71,392	64,957	4,39,998	5,55,052	6,04,196	6,41,968	6,39,865
TOTAL	944,548	1,073,716	1,181,974	1,146,565	1,399,266	93,08,930	95,65,804	1,00,07,141	83,39,075	1,06,75,192
Sulphur (Brimstone) (III. C)—	Cwts.	Cwts.	Cwts.	Cwts.	Cwts.					
United Kingdom	9,983	5,567	272	5,551	83	1,02,047	36,319	2,338	21,515	1,514
Other British Possessions	21	..	6	474	..	150
TOTAL BRITISH EMPIRE	10,004	5,567	278	5,551	83	1,02,521	36,319	2,488	21,515	1,514
Sweden	468	468	225	2,029	6,217	2,808
Germany	15,469	36,137	44,534	206,799	67,257	96,742	2,21,101	2,07,748	3,56,850	3,29,805
Belgium	10,199	10,200	200	52,747	44,058	1,534
France	1,876	4,000	15,364	25,250
Italy	96,859	201,397	207,995	79,087	223,397	6,06,349	10,03,903	9,22,302	4,10,591	12,04,387
Persia	1	1,240	11	4,485
Japan	1,626	1,178	1,731	1,904	2,166	26,121	20,603	26,745	19,731	24,352
Egypt	1,000	4,863
United States of America— Via Atlantic Coast	44,490	2,000	..	601	8,000	3,02,445	8,501	..	8,016	30,629
Other Foreign Countries	80	150	5	554	947	120
TOTAL FOREIGN COUNTRIES	170,520	244,712	2,55,808	299,524	302,490	10,99,779	12,79,443	11,64,741	13,50,819	15,97,505
Share of Bengal	102,937	179,993	163,855	207,704	228,094	6,33,553	3,31,150	7,01,663	9,17,176	10,50,033
“ Bombay	51,247	25,676	32,556	42,976	40,466	3,70,425	1,52,513	2,06,606	2,27,489	3,35,125
“ Sind	3,306	3,546	3,927	4,005	5,439	21,332	20,760	20,137	20,920	29,679
“ Madras	5,322	6,632	8,553	5,736	11,339	40,534	39,774	42,619	39,793	65,356
“ Burma	16,302	34,377	40,185	44,304	19,185	1,26,676	2,21,570	1,39,679	1,76,951	1,78,924
TOTAL	180,524	250,279	2,55,086	304,775	302,573	12,03,200	13,15,767	11,67,729	13,72,384	15,99,109
Zinc compounds—										
Chloride (III. C)—	Cwts.	Cwts.	Cwts.	Cwts.	Cwts.					
United Kingdom	10,253	15,192	13,379	20,375	15,335	2,40,393	3,26,331	2,56,769	3,53,285	2,36,362
Germany	7,716	8,565	5,451	3,708	11,711	1,32,432	1,68,643	94,212	53,597	1,67,967
Netherlands	302	1,285	2,237	1,451	1,339	5,536	23,761	36,990	23,806	19,323
Belgium	100	57	89	374	1,236	1,725	1,110	1,447	6,016	21,778
United States of America— Via Atlantic Coast	51	841
TOTAL FOREIGN COUNTRIES	8,113	9,907	7,827	5,638	14,387	1,39,743	1,83,514	1,32,649	83,619	2,09,909
Share of Bengal	684	2,213	3,121	4,393	1,333	16,312	46,651	45,999	75,313	29,916
“ Bombay	17,308	22,137	13,140	21,259	26,628	3,46,850	4,47,135	3,26,240	3,15,197	3,94,173
“ Sind	175	101	177	173	300	6,777	3,466	3,455	3,340	6,367
“ Madras	214	537	610	422	743	6,603	12,702	12,320	8,377	12,717
“ Burma	90	61	153	191	213	2,134	1,751	3,404	3,677	3,313
TOTAL	18,371	25,099	21,205	26,406	29,722	3,30,635	5,09,845	3,91,413	4,36,704	4,46,271
Others (III. C)—	Cwts.	Cwts.	Cwts.	Cwts.	Cwts.					
United Kingdom	156	103	92	69	227	4,009	2,615	2,433	1,731	5,523
Germany	77	123	89	90	421	2,623	4,055	2,167	2,346	11,346
Netherlands	9	54	..	5	..	639	2,013	..	115	..
Belgium	5	23	44	50	82	130	945	1,300	1,422	2,406
France	40	1,025
Other Foreign Countries	19	1	..	2	2	510	26	..	70	80
TOTAL FOREIGN COUNTRIES	110	211	133	147	545	4,092	7,074	3,467	4,453	14,357
Share of Bengal	5	6	..	100	..	133	314	..	1,493
“ Bombay	211	293	190	134	537	5,333	3,675	4,239	4,753	15,741
“ Sind	20	4	3	11	40	1,532	254	137	590	1,713
“ Madras	1	41	75	13	4	10	1,222
“ Burma	34	12	26	21	4	1,751	556	1,211	331	207
TOTAL	265	319	225	216	772	3,011	9,639	5,905	6,234	20,330

.. own as a Foreign Country from 1923-24.

No. 13—continued

ARTICLES, AND COUNTRIES OF CONSIGNMENT; ALSO SHARE OF EACH PROVINCE	QUANTITY					VALUE				
	1922-23	1923-24	1924-25	1925-26	1926-27	1922-23	1923-24	1924-25	1925-26	1926-27
Chemicals and chemical preparations (excluding chemical manures and medicines)—continued										
Zinc compounds—continued										
Total Zinc compounds—	Cwts.	Cwts.	Cwts.	Cwts.	Cwts.	R	R	R	R	R
United Kingdom	10,409	15,300	13,471	20,944	15,562	2,44,902	3,23,946	2,61,207	3,55,086	2,41,885
Germany	7,793	8,693	5,540	3,798	12,132	1,85,105	1,62,728	98,379	58,443	1,79,313
Netherlands	311	1,339	2,287	1,456	1,339	6,225	25,779	36,990	23,921	19,323
Belgium	105	85	133	424	1,358	1,905	2,055	2,747	7,438	24,184
France	40	1,025
Other Foreign Countries	19	1	..	2	53	510	26	..	70	921
TOTAL FOREIGN COUNTRIES	8,223	10,118	7,960	5,680	14,932	1,43,745	1,90,538	1,96,116	87,572	2,24,768
Share of Bengal	684	2,313	2,127	4,383	1,933	18,212	46,834	46,313	70,813	31,414
.. Bombay	17,419	22,435	18,330	21,443	27,316	3,52,123	4,55,863	3,30,479	3,49,950	4,09,919
.. Sind	195	105	180	134	340	3,299	2,750	3,592	4,230	7,560
.. Madras	215	537	610	423	789	6,878	12,730	12,324	8,337	13,933
.. Burma	124	73	184	212	217	3,335	2,307	4,615	4,553	3,320
TOTAL	18,637	25,416	21,431	26,624	30,494	3,83,647	5,19,534	3,97,323	4,42,938	4,66,651
Other sorts of chemicals (ILL. C)—										
United Kingdom	—	—	—	—	—	11,68,890	12,66,890	13,22,731	13,42,253	17,33,961
Mesopotamia	—	—	—	—	—	90	58	1,010	4,748	..
Ceylon	—	—	—	—	—	7,647	9,094	16,596	22,602	19,220
Straits Settlements (including Labuan)	—	—	—	—	—	2,980	4,444	3,689	3,582	5,838
Federated Malay States	—	—	—	—	—	2,155
Hongkong	—	—	—	—	—	3,121	9,230	13,236	1,718	8,882
Canada—										
Via Atlantic Coast	—	—	—	—	—	..	15	..	20,565	..
" Pacific "	—	—	—	—	—	..	454
Western Australia	—	—	—	—	—	..	12	..	2,945	6,769
South Australia (including Northern Territory)	—	—	—	—	—	40
Victoria	—	—	—	—	—	1,224	14,418	..
New South Wales	—	—	—	—	—	..	1,224	230	1,842	1,302
Australia Commonwealth (Total)	—	—	—	—	—	1,264	1,236	230	19,205	3,071
New Zealand	—	—	—	—	—	1,337	..	61
Other British Possessions	—	—	—	—	—	586	165	50	570	5
TOTAL BRITISH EMPIRE						11,79,573	12,91,586	13,58,879	14,15,243	17,78,013
Sweden	—	—	—	—	—	..	4,362	12,203	71,450	37,724
Norway	—	—	—	—	—	2,487	3,044	745	6,339	10,393
Denmark	—	—	—	—	—	863	1,507	144
Germany	—	—	—	—	—	9,61,729	10,13,888	9,84,755	12,62,565	21,71,335
Netherlands	—	—	—	—	—	1,40,786	87,844	1,72,085	2,25,606	3,49,232
Belgium	—	—	—	—	—	20,535	21,394	30,785	42,380	82,806
Luxemburg	—	—	—	—	—	1,320
France	—	—	—	—	—	27,235	43,703	48,401	52,513	62,094
Spain	—	—	—	—	—	..	1,645	20	242	..
Switzerland	—	—	—	—	—	6,392	15,626	11,536	12,409	14,413
Italy	—	—	—	—	—	36,439	16,338	17,371	8,667	18,444
Austria	—	—	—	—	—	192	4,036	181	192	82
Persia	—	—	—	—	—	791	31,307
Borneo (Dutch)	—	—	—	—	—	3,180	101
China (exclusive of Hongkong and Macao)	—	—	—	—	—	1,377	792	3,477	2,785	10,804
Japan	—	—	—	—	—	74,214	1,16,227	1,31,667	1,44,157	1,65,964
Philippine Islands and Guam	—	—	—	—	—	1,595
United States of America—										
Via Atlantic Coast	—	—	—	—	—	1,55,425	1,13,116	76,390	1,08,201	2,37,034
" Pacific "	—	—	—	—	—	402	717	783	1,084	2,540
Other Foreign Countries	—	—	—	—	—	392	902	1,395	681	1,230
TOTAL FOREIGN COUNTRIES						14,31,200	14,43,684	15,43,143	20,34,799	31,96,967
Share of Bengal						7,32,063	6,49,267	7,93,603	10,14,623	11,36,494
.. Bombay	—	—	—	—	—	12,96,320	13,51,601	13,32,124	14,79,356	25,17,599
.. Sind	—	—	—	—	—	1,31,103	1,34,534	1,59,496	1,77,643	2,18,263
.. Madras	—	—	—	—	—	2,13,111	2,37,429	2,47,013	4,61,498	4,32,691
.. Burma	—	—	—	—	—	2,38,176	2,62,449	3,79,382	3,17,022	3,19,668
TOTAL						26,10,776	27,35,270	29,02,022	34,50,042	49,74,980

No. 13—continued

ARTICLES, AND COUNTRIES OF CONSIGNMENT; ALSO SHARE OF EACH PROVINCE	QUANTITY					VALUE				
	1922-23	1923-24	1924-25	1925-26	1926-27	1922-23	1923-24	1924-25	1925-26	1926-27
Chemicals and chemical preparations (excluding chemical manures and medicines)—concluded						R	R	R	R	R
<i>Total value of Chemicals and chemical prepara- tions (excluding chemi- cal manures and medi- cines)—</i>										
United Kingdom	—	—	—	—	—	1,33,42,461	1,35,32,856	1,30,76,513	1,24,01,249	1,41,55,364
Cyprus	—	—	—	—	—	1,550
Aden and Dependencies	—	—	—	—	—	25,606	22,929	20,680	13,170	12,305
Mesopotamia	—	—	—	—	—	18,066	8,193	2,064	9,216	9,305
Ceylon	—	—	—	—	—	21,285	20,006	23,867	30,186	20,767
Straits Settlements (including Labuan)	—	—	—	—	—	17,261	22,018	18,811	20,568	50,332
Federated Malay States	—	—	—	—	—	..	295	2,155
Hongkong	—	—	—	—	—	44,805	77,186	87,843	54,692	1,08,215
Egypt†	—	—	—	—	—	440	—	—	—	—
Kenya Colony	—	—	—	—	—	4,89,016	3,19,071	3,48,140	2,91,215	3,45,765
Tanganyika Territory	—	—	—	—	—	40,800	..
Canada—										
Vid Atlantic Coast	—	—	—	—	—	..	15	15,800	28,695	12,774
" Pacific "	—	—	—	—	—	..	454
Western Australia	—	—	—	—	—	..	1,142	..	2,945	6,769
South Australia (including Northern Territory)	—	—	—	—	—	40	50
Victoria	—	—	—	—	—	3,056	346	55	15,691	3
New South Wales	—	—	—	—	—	25,797	17,807	1,48,763	49,837	37,802
Australian Commonwealth (Total)	—	—	—	—	—	28,893	18,345	1,48,318	68,473	44,574
New Zealand	—	—	—	—	—	1,337	..	81
Other British Possessions	—	—	—	—	—	825	152	50	04	1,002
TOTAL BRITISH EMPIRE	—	—	—	—	—	1,44,88,248	1,40,22,080	1,37,45,873	1,29,63,348	1,47,71,639
Sweden	—	—	—	—	—	80,416	19,637	42,461	2,19,357	2,30,851
Norway	—	—	—	—	—	4,08,364	3,24,409	4,15,568	3,63,202	4,07,114
Denmark	—	—	—	—	—	2,820	668	863	1,507	144
Poland (including Danzig)	—	—	—	—	—	1,853	2,591
Germany	—	—	—	—	—	29,73,639	34,55,625	39,45,326	41,97,398	52,48,084
Netherlands	—	—	—	—	—	2,71,438	2,86,245	4,48,788	4,30,310	6,02,565
Belgium	—	—	—	—	—	1,37,158	1,22,864	2,86,494	3,44,557	4,14,800
Luxemburg	—	—	—	—	—	1,320
France	—	—	—	—	—	57,325	1,16,077	74,239	99,136	1,39,475
Spain	—	—	—	—	—	19	1,645	429	242	..
Switzerland	—	—	—	—	—	14,422	18,967	16,595	34,788	27,491
Italy	—	—	—	—	—	7,71,609	11,86,011	10,94,870	6,82,386	14,34,801
Austria	—	—	—	—	—	17,675	63,130	67,352	46,303	49,721
Czechoslovakia	—	—	—	—	—	7,442	5,906	290	19,518	11,216
Serb-Croat Slovene States (Jugo-Slavia)	—	—	—	—	—	2,790	11,962	21,765	6,281	14,706
Persia	—	—	—	—	—	221	..	1,001	12,236	38,707
Java	—	—	—	—	—	25	492	983	..	1,227
Borneo (Dutch)	—	—	—	—	—	3,130	101
Siam	—	—	—	—	—	507	1,924	..
Philippine Islands and Guam	—	—	—	—	—	1,595
China (excluding of Hong- kong and Macao)	—	—	—	—	—	19,015	43,645	24,978	28,024	42,710
Japan	—	—	—	—	—	2,08,069	1,94,829	2,47,604	2,72,466	3,34,605
Egypt†	—	—	—	—	—	..	802	5,941	700	..
United States of America—										
Vid Atlantic Coast	—	—	—	—	—	7,60,313	5,93,664	4,39,811	5,74,895	6,50,595
" Pacific "	—	—	—	—	—	402	3,329	768	3,444	10,850
Other Foreign Countries	—	—	—	—	—	781	410	334	485	143
TOTAL FOREIGN COUNTRIES	—	—	—	—	—	56,61,293	64,52,237	71,36,767	73,00,332	96,63,407
Share of Bengal	—	—	—	—	—	77,00,398	79,63,174	82,92,316	79,89,702	83,34,465
" Bombay	—	—	—	—	—	67,11,352	65,82,005	60,95,317	58,19,059	62,69,713
" Sind	—	—	—	—	—	23,12,943	24,28,429	25,14,669	22,15,331	24,79,968
" Madras	—	—	—	—	—	22,35,292	20,89,292	23,65,640	26,10,231	27,20,759
" Burma	—	—	—	—	—	12,69,556	14,05,417	16,14,209	16,28,763	15,80,126
TOTAL	—	—	—	—	—	2,01,69,541	2,04,74,317	2,02,92,640	2,02,63,680	2,44,35,046

† Shown as a Foreign Country from 1923-24.

ARTICLES, AND COUNTRIES OF CONSIGNMENT; ALSO SHARE OF EACH PROVINCE	QUANTITY					VALUE				
	1922-23	1923-24	1924-25	1925-26	1926-27	1922-23	1923-24	1924-25	1925-26	1926-27
China clay (II. B)—										
United Kingdom	Cwts. 292,741	Cwts. 303,468	Cwts. 377,695	Cwts. 363,330	Cwts. 433,919	R 15,41,640	R 13,36,832	R 16,02,891	R 13,52,579	R 16,56,496
Straits Settlements (including Labuan)	3,936	1,850	18,008	7,975
Federated Malay States	400	2,400
Hongkong	..	225	1,370
Western Australia	..	650	2,650
Australian Commonwealth (Total)	..	650	2,650
Other British Possessions	15	135	60	225
TOTAL BRITISH EMPIRE	297,077	306,193	377,695	363,345	434,054	15,62,048	13,48,827	16,02,891	13,52,639	16,56,721
Norway	20	400	540	1,215	..
Denmark	320	1,529
Germany	3,239	18,157	20,332	28,028	34,834	14,908	73,394	79,788	1,00,563	1,18,122
Netherlands	..	5,570	6,038	8,023	1,047	..	24,811	22,317	29,918	3,987
Belgium	..	32,191	44,961	40,595	64,591	..	1,42,953	1,85,848	1,51,320	2,22,205
France	100	500	650	1,625	..
Czechoslovakia	400	2,600
China (exclusive of Hongkong and Macao)	357	..	30	217	40	2,317	..	127	693	180
Japan	1,480	10	100	4,703	..	5	48	423
Portuguese East Africa	419	1,710	..
United States of America—										
Via Atlantic Coast	10	..	200	72	..	1,056
Other Foreign Countries	100	445	..
TOTAL FOREIGN COUNTRIES	5,808	55,918	71,741	78,290	100,612	26,134	2,41,158	2,90,831	2,37,532	3,44,922
Share of Bengal	29,089	21,738	65,283	99,028	87,978	1,47,957	89,995	2,54,238	2,93,672	2,91,891
" Bombay	268,521	333,783	376,199	332,985	439,149	14,09,730	14,67,082	16,01,124	13,04,429	16,77,213
" Sind	85	375	..
" Madras	4,915	6,196	7,944	9,320	7,499	23,091	30,333	32,333	41,002	32,359
" Burma	353	394	30	217	40	2,354	2,045	127	693	180
TOTAL	302,833	362,111	449,436	441,635	534,666	15,88,182	15,89,985	18,93,722	16,40,171	20,01,643
Chinese and Japanese ware (including lacquered ware, but excluding earthenware and porcelain) (III. E)—										
United Kingdom	9,140	3,189	8,826	9,103	3,155
Mesopotamia	1,655	560	..
Straits Settlements (including Labuan)	8,573	2,301	3,112	817	4,627
Hongkong	22,735	11,582	7,055	3,762	4,990
Other British Possessions	82	20	110	367	388
TOTAL BRITISH EMPIRE	42,185	17,092	19,103	14,609	13,160
Germany	331	665	1,630	4,180	2,352
China (exclusive of Hongkong and Macao)	10,493	10,725	6,332	22,566	7,812
Japan	41,015	33,616	23,708	21,496	21,447
Egypt †	4,000
Other Foreign Countries	95	87	547	930	226
TOTAL FOREIGN COUNTRIES	51,934	45,093	32,217	49,172	36,837
Share of Bengal	9,399	27,621	5,020	3,498	6,353
" Bombay	33,078	14,230	22,906	24,793	22,734
" Sind	6,015	103	695	1,163	1,773
" Madras	6,097	371	1,852	1,112	2,334
" Burma	39,580	19,360	20,337	33,210	16,753
TOTAL	54,109	62,135	51,320	63,781	49,997

† Shown as a Foreign Country from 1923-24.

No. 13—continued

ARTICLES, AND COUNTRIES OF CONSIGNMENT; ALSO SHARE OF EACH PROVINCE	QUANTITY					VALUE				
	1922-23	1923-24	1924-25	1925-26	1926-27	1922-23	1923-24	1924-25	1925-26	1926-27
Clocks and Watches and parts thereof— Clocks and Timepieces (III. D)—	No.	No.	No.	No.	No.	R	R	R	R	R
United Kingdom	3,525	5,158	6,052	4,633	7,339	94,400	71,850	74,978	56,416	91,890
Ceylon	264	437	360	298	296	4,483	4,151	3,194	4,052	3,996
Straits Settlements (including Labuan)	158	568	2,742	256	620	2,934	7,468	14,727	3,008	4,800
Hongkong	144	1	1	1	..	1,711	20	10	5	..
Egypt †	2	80
Victoria	1	5	3,500	50
New South Wales	1	1	20	10
Australian Commonwealth (Total)	2	6	3,520	60
Other British Possessions	7	8	13	15	38	110	106	457	425	352
TOTAL BRITISH EMPIRE	4,100	6,162	9,163	5,215	8,799	1,03,768	83,595	93,866	67,426	1,01,138
Sweden	2	11	40	60	..
Germany	59,471	107,704	148,058	151,494	164,444	1,71,348	3,60,078	4,47,566	4,98,081	4,41,083
Netherlands	22	1,019	5	14	10	112	1,810	185	102	400
Belgium	273	536	189	78	2,131	3,001	5,165	2,301	2,327	3,845
France	1,553	6,326	8,047	6,311	18,487	14,958	22,233	34,660	24,610	78,719
Switzerland	8,691	16,316	13,236	23,616	17,727	21,424	58,472	52,507	81,798	65,723
Italy	2,663	9,812	8,292	18,811	16,687	9,709	30,935	25,647	49,240	39,804
Austria	2	2,988	16,222	290	3,835	17,432
Japan	3,425	7,009	4,745	13,900	18,342	87,042	72,932	31,926	1,20,117	1,12,612
Egypt †	4	..	1	2	..	1,557	..	30	100
Portuguese East Africa	1	2,023	15	15,907
United States of America— Via Atlantic Coast	79,167	69,721	93,690	106,543	146,280	5,19,195	5,43,590	7,05,662	7,16,058	6,50,845
" Pacific "	93	1,500
Other Foreign Countries	22	69	33	18	30	889	360	955	213	301
TOTAL FOREIGN COUNTRIES	160,237	218,609	281,344	323,484	396,385	3,27,678	10,98,682	13,01,847	14,91,487	14,26,801
Share of Bengal	26,705	57,043	82,392	74,692	101,675	1,71,780	2,56,203	3,74,133	3,74,566	4,02,517
" Bombay	101,124	109,715	110,350	113,612	133,596	5,09,015	6,22,947	6,14,716	6,00,044	6,16,533
" Sind	7,943	15,403	30,981	35,789	33,829	41,135	65,610	7,25,349	1,66,332	33,133
" Madras	14,632	21,471	46,475	66,376	60,441	1,00,139	1,19,697	1,43,446	2,00,439	1,90,019
" Burma	13,933	21,134	20,314	32,531	33,443	1,09,321	1,17,320	1,38,019	2,30,463	2,30,732
TOTAL	164,337	234,771	290,512	323,699	405,184	9,31,446	11,32,277	13,95,213	15,61,913	15,27,939
Watches (III. D)—	No.	No.	No.	No.	No.					
United Kingdom	1,793	358	233	783	4,423	20,046	7,054	8,756	17,605	67,434
Mesopotamia	17	54	2,094	2	4	550	210	6,049	30	25
Ceylon	136	409	1,162	3,083	2,754	981	8,163	15,574	42,613	37,969
Straits Settlements (including Labuan)	1,581	2,276	4,119	11,344	13,498	78,358	18,251	43,373	73,550	61,614
Other British Possessions	5	15	7	8	9	35	300	163	210	233
TOTAL BRITISH EMPIRE	3,502	3,112	7,615	15,225	20,693	99,970	33,978	78,805	1,39,003	1,67,306
Sweden	1	1,927	15	4,230
Germany	3,333	5,278	5,975	10,416	22,895	8,699	18,435	12,811	23,177	48,919
Netherlands	5	3	8	33	15	1,301
Belgium	144	1	1,995	15
France	1	15,756	23,760	4,864	10,381	15	29,961	50,746	17,964	28,784
Switzerland	35,164	71,153	111,221	153,219	226,454	3,00,194	2,59,329	4,49,164	6,18,140	7,06,947
Italy	17	6,581	4,737	11,017	1,662	175	15,055	11,979	77,234	3,430
Japan	2	150	1	225	1,210	15
United States of America— Via Atlantic Coast	560	4,159	1,809	1,592	999	2,650	29,539	8,327	4,759	4,105
" Pacific "	2	1	35	32
Other Foreign Countries	20	10	7	2	303	1,139	51	155	14	680
TOTAL FOREIGN COUNTRIES	39,294	102,944	149,447	181,290	232,695	3,14,900	3,47,450	5,38,470	7,42,557	7,92,830
Share of Bengal	2,132	10,761	8,303	26,943	45,326	16,265	54,405	40,973	1,33,768	1,31,634
" Bombay	37,011	90,409	139,717	143,788	162,301	2,72,133	2,87,253	4,97,451	5,94,642	6,44,107
" Sind	551	687	1,590	3,262	1,321	3,979	3,211	5,333	3,643	6,294
" Madras	1,453	323	3,611	14,539	25,414	45,233	11,581	33,153	37,235	57,730
" Burma	1,594	3,373	2,941	3,533	18,026	73,205	24,973	35,360	63,323	30,420
TOTAL	42,796	106,056	157,062	197,115	233,338	4,14,370	3,21,423	6,12,275	8,31,555	9,60,135

† Shown as a Foreign Country from 1923-24

ARTICLES, AND COUNTRIES OF CONSIGNMENT; ALSO SHARE OF EACH PROVINCE	QUANTITY					VALUE				
	1922-23	1923-24	1924-25	1925-26	1926-27	1922-23	1923-24	1924-25	1925-26	1926-27
Clocks and Watches and parts thereof—continued						R	R	R	R	R
<i>Parts of Clocks and Watches (III. D)—</i>										
United Kingdom	—	—	—	—	—	26,045	26,538	25,499	30,279	32,349
Other British Possessions	—	—	—	—	—	..	180	206	551	60
TOTAL BRITISH EMPIRE	—	—	—	—	—	26,045	26,718	25,795	30,829	32,409
Germany	—	—	—	—	—	2,044	5,100	1,392	2,370	2,416
Belgium	—	—	—	—	—	3,215	459	2,034	475	2,094
France	—	—	—	—	—	397	2,760	50	225	2,738
Switzerland	—	—	—	—	—	13,395	15,439	9,635	10,523	6,114
Italy	—	—	—	—	—	2,024	103
Japan	—	—	—	—	—	23,169	34,601	45,039	22,378	29,071
United States of America— <i>Via Atlantic Coast</i>	—	—	—	—	—	4,316	1,992	4,841	2,274	2,491
Other Foreign Countries	—	—	—	—	—	..	324	5	331	70
TOTAL FOREIGN COUNTRIES	—	—	—	—	—	52,936	60,675	62,996	40,605	45,097
<i>Share of Bengal</i>	—	—	—	—	—	13,105	21,136	16,666	14,844	25,512
<i>" Bombay</i>	—	—	—	—	—	63,632	60,303	63,630	47,822	45,088
<i>" Sind</i>	—	—	—	—	—	734	3,533	1,679	4,141	3,625
<i>" Madras</i>	—	—	—	—	—	722	941	2,420	1,754	394
<i>" Burma</i>	—	—	—	—	—	1,663	1,430	4,396	3,093	2,337
TOTAL	—	—	—	—	—	78,931	87,393	88,791	71,434	77,506
Total value of Clocks and Watches and parts there- of—										
United Kingdom	—	—	—	—	—	1,40,491	1,05,442	1,04,233	1,04,299	1,91,703
Mesopotamia	—	—	—	—	—	550	310	6,079	40	126
Ceylon	—	—	—	—	—	5,464	12,339	18,768	46,680	41,995
Straits Settlements (including <i>Labuan</i>)	—	—	—	—	—	81,342	25,729	63,143	82,094	66,504
Hongkong	—	—	—	—	—	1,711	20	103	5	15
Egypt†	—	—	—	—	—	80	—	—	—	—
Victoria	—	—	—	—	—	3,500	50
New South Wales	—	—	—	—	—	20	—
<i>Australian Commonwealth (Total)</i>	—	—	—	—	—	3,520	50
Other British Possessions	—	—	—	—	—	145	451	630	625	540
TOTAL BRITISH EMPIRE	—	—	—	—	—	2,29,733	1,44,291	1,92,966	2,37,263	3,00,903
Sweden	—	—	—	—	—	..	31	4,275	60	64
Germany	—	—	—	—	—	1,32,931	3,78,613	4,61,263	5,18,623	4,92,413
Netherlands	—	—	—	—	—	145	1,825	1,486	433	400
Belgium	—	—	—	—	—	3,211	5,639	4,335	2,302	5,939
France	—	—	—	—	—	15,370	54,954	35,466	42,799	1,10,241
Switzerland	—	—	—	—	—	3,35,013	3,33,240	5,11,406	7,13,470	7,78,784
Italy	—	—	—	—	—	9,334	46,293	37,623	1,23,554	43,337
Austria	—	—	—	—	—	1,030	12	230	3,335	17,933
Japan	—	—	—	—	—	1,15,211	1,07,533	77,190	1,43,703	1,41,693
Egypt†	—	—	—	—	—	—	1,557	—	30	155
Portuguese East Africa	—	—	—	—	—	15	15,907
United States of America— <i>Via Atlantic Coast</i>	—	—	—	—	—	5,23,661	5,75,121	7,13,630	7,23,661	6,57,441
<i>" Pacific</i>	—	—	—	—	—	..	1,535	32
Other Foreign Countries	—	—	—	—	—	943	399	1,110	227	455
TOTAL FOREIGN COUNTRIES	—	—	—	—	—	11,95,514	15,06,307	19,03,313	22,77,649	23,64,775

† Shown as a Foreign Country from 1923-24.

No. 13—continued.

ARTICLES, AND COUNTRIES OF CONSIGNMENT; ALSO SHARE OF EACH PROVINCE	QUANTITY					VALUE				
	1922-23	1923-24	1924-25	1925-26	1926-27	1922-23	1923-24	1924-25	1925-26	1926-27
Clocks and Watches and parts thereof—concluded						R	R	R	R	R
<i>Total value of Clocks and Watches and parts there- of—continued</i>										
Share of Bengal	—	—	—	—	—	2,00,156	3,31,794	4,21,327	6,23,118	5,39,663
“ Bombay	—	—	—	—	—	5,43,845	9,70,808	11,75,797	12,42,308	13,05,728
“ Sind	—	—	—	—	—	46,953	72,354	1,32,861	1,78,965	1,06,037
“ Madras	—	—	—	—	—	1,46,144	1,32,219	1,73,019	2,33,458	2,43,663
“ Burma	—	—	—	—	—	1,39,194	1,44,323	1,77,775	2,37,063	3,13,539
TOTAL	—	—	—	—	—	14,25,297	16,51,098	20,96,379	25,14,912	25,65,690
Coal and Coke (a)—										
<i>Coal (II. A)—</i>	Tons	Tons	Tons	Tons	Tons					
United Kingdom	496,518	79,056	107,780	97,172	12,908	1,39,01,707	28,12,161	35,03,302	25,95,270	3,45,062
Aden and Dependencies	23,365	105	685	10	320	6,61,317	2,100	18,150	240	4,390
Mesopotamia	120	2,400
Ceylon	1,218	549	1,221	628	855	37,211	11,543	32,320	11,092	3,290
Straits Settlements (including Labuan)	379	492	750	2,953	1,001	14,100	9,450	12,750	1,02,431	14,298
Hongkong	5	..	60	875	..	1,620
Egypt*	25	900
Cape of Good Hope	1,632	36,717	..
Natal	253,729	273,658	201,763	113,534	35,783	74,76,911	69,50,640	48,33,908	25,09,317	18,71,771
Kenya Colony	7,231	5,830	1,84,335	1,68,000	..	0	..
Mauritius and Dependencies	10	..	20	330	..	300	..	400	11,550	..
British West India Islands	800	16,000	..
Western Australia	7,613	1,469	..	2,51,229	44,070
Victoria	5,450	2,18,000
New South Wales	18,407	58,461	13,371	11,961	11,144	7,36,280	19,08,676	4,78,519	8,51,558	2,37,310
Australian Commonwealth (Total)	23,357	61,074	13,371	11,961	12,613	9,54,350	21,59,905	4,78,519	8,51,558	3,31,330
TOTAL BRITISH EMPIRE	806,337	420,934	326,150	229,080	112,985	2,32,32,023	1,21,16,229	88,36,459	56,95,106	25,70,790
Germany	105	150	2,136	3,000
Netherlands	1,777	132	..	14,440	527	..
Belgium	180	2,052	2,350	44,521	..
Spain	70	360	2,100	10,500
Sumatra	7	200	..	230	8,920	..
Java	333	793	140	1,146	..	6,660	16,510	1,120	23,300
Japan	38,161	705	2,794	13,344	695	14,30,679	26,635	94,375	2,72,702	15,372
Egypt*	550	13,350
Portuguese East Africa	34,397	169,272	113,115	125,921	25,521	12,10,640	44,13,369	29,73,321	27,91,956	4,92,022
United States of America— Via Atlantic Coast	511	174	..	600	376	2,553	3,720	..	4,000	13,350
Other Foreign Countries	30	..	15	41	..	600	2
TOTAL FOREIGN COUNTRIES	74,923	171,034	121,332	143,224	23,743	26,60,707	44,63,775	30,97,056	31,21,542	5,63,546
Share of Bengal	26,247	3,016	1,350	3,325	5,203	6,67,347	60,552	40,370	46,292	35,034
“ Bombay	620,325	375,092	323,309	232,306	113,027	2,17,95,396	1,03,77,355	77,51,351	53,54,193	26,20,449
“ Sind	91,955	39,133	106,330	32,452	14,303	31,46,315	25,91,233	27,23,741	20,52,961	3,09,156
“ Madras	57,564	67,203	31,332	19,911	10	15,76,243	19,56,133	9,76,367	5,35,346	300
“ Burma	35,319	57,469	19,161	33,010	4,091	33,07,433	15,99,253	4,71,033	7,77,353	1,24,394
TOTAL	881,310	591,968	448,032	372,304	141,733	3,08,92,733	1,65,85,004	1,19,78,515	88,16,648	31,39,831

* Shown as a Foreign Country from 1925-24.
(a) Includes Patent fuel price to 1924-25.

ARTICLES, AND COUNTRIES OF CONSIGNMENT; ALSO SHARE OF EACH PROVINCE	QUANTITY					VALUE				
	1922-23	1923-24	1924-25	1925-26	1926-27	1922-23	1923-24	1924-25	1925-26	1926-27
Coal and Coke (a)—continued						R	R	R	R	R
Coke (III. V)—	Tons	Tons	Tons	Tons	Tons					
United Kingdom	20,841	10,052	15,547	14,477	10,490	10,63,082	5,32,196	6,21,702	4,92,171	3,50,223
Natal	6,081	12,280	19,085	15,216	1,970	2,79,723	5,02,797	6,49,220	4,58,570	60,124
Other British Possessions	2	150
TOTAL BRITISH EMPIRE	26,924	22,332	34,632	29,693	12,460	13,42,955	10,34,993	12,70,922	9,45,741	4,10,347
Germany	200	11,090
Netherlands	198	7,935
China (exclusive of Hongkong and Macao)	3
Portuguese East Africa	150	2,700	..
United States of America— Via Atlantic Coast	203	11,120
TOTAL FOREIGN COUNTRIES	203	150	398	11,120	2,700	19,028
Share of Bengal	441	50	112	32,160	3,204	6,721
" <i>Bombay</i>	10,539	965	1,608	2,313	519	5,06,102	42,338	63,219	82,196	21,153
" <i>Sind</i>	921	372	632	507	342	51,997	23,053	31,337	24,508	13,076
" <i>Madras</i>	1,952	1,974	1,367	1,193	1,090	1,29,596	1,44,918	70,696	54,343	52,319
" <i>Burma</i>	13,174	18,971	30,913	25,830	10,847	6,34,220	3,21,480	10,98,899	7,87,394	3,42,328
TOTAL	27,077	22,382	34,632	29,843	12,798	13,54,075	10,34,993	12,70,922	9,48,441	4,29,375
Patent fuel (III. V) (b)—	Tons	Tons								
United Kingdom	8	200
United States of America— Via Atlantic Coast	182	74
<i>Sum of Burma</i>	8	182	274
Total Coal and Coke (a)—	Tons	Tons	Tons	Tons	Tons					
United Kingdom	517,359	89,116	123,327	111,649	23,338	1,99,04,879	33,44,557	41,29,904	30,87,441	6,95,885
Aden and Dependencies	23,865	105	685	10	220	6,61,317	2,100	18,150	240	4,380
Mesopotamia	120	2,400
Ceylon	1,220	549	1,221	623	355	37,361	11,543	32,320	11,992	3,299
Straits Settlements (including Labuan)	379	492	750	2,963	1,001	14,100	9,480	12,750	1,02,481	14,298
Hongkong	5	..	60	375	..	1,620
Egypt*	25	900
Cape of Good Hope	1,632	36,717	..
Natal	259,760	285,938	220,843	123,750	87,758	77,56,634	74,58,437	54,33,213	30,22,917	19,31,895
Kenya Colony	7,281	5,880	1,84,335	1,68,000	..	6	..
Mauritius and Dependencies	10	..	20	330	..	300	..	400	11,550	..
British West India Islands	800	16,000	..
Western Australia	7,613	1,469	..	2,51,329	44,070
Victoria	5,450	2,18,000
New South Wales	18,407	53,461	13,871	17,991	11,144	7,36,280	19,08,676	4,78,519	3,51,553	2,87,310
<i>Australian Commonwealth (Total)</i>	23,257	61,074	13,871	17,991	12,613	9,54,280	21,59,905	4,78,519	3,51,553	3,31,310
TOTAL BRITISH EMPIRE	833,751	443,274	360,782	258,773	136,385	2,95,74,981	1,31,51,422	1,01,57,391	60,40,847	29,81,137

* Shown as a Foreign country from 1923-24.
(a) Includes Patent fuel prior to 1924-25.
(b) Included in "All other articles of merchandise" from 1924-25.

No. 18—continued

ARTICLES, AND COUNTRIES OF CONSIGNMENT; ALSO SHARE OF EACH PROVINCE	QUANTITY					VALUE				
	1922-23	1923-24	1924-25	1925-26	1926-27	1922-23	1923-24	1924-25	1925-26	1926-27
						R	R	R	R	R
Coal and Coke (a) —concluded										
Total Coal and Coke (a) —continued	Tons	Tons	Tons	Tons	Tons					
Germany	105	350	2,130	14,000
Netherlands	1,777	152	198	14,440	527	7,935
Belgium	180	2,052	2,850	44,521	..
Spain	70	360	2,100	10,500
Sumatra	7	200	..	280	3,920	..
Java	333	793	140	1,146	..	6,666	16,510	1,120	23,800
Japan	38,161	705	2,784	13,844	695	14,30,679	26,636	94,375	2,72,702	15,872
Egypt†	—	550	—	13,380
Portuguese East Africa	34,397	109,272	118,115	126,071	25,521	12,10,640	44,18,369	29,73,321	27,94,656	4,02,022
United States of America— Via Atlantic Coast	714	174	..	800	976	13,855	3,794	..	4,000	18,350
Other Foreign Countries	30	..	15	41	..	660	5
TOTAL FOREIGN COUNTRIES	75,126	171,034	121,882	148,374	29,146	26,72,009	44,68,849	30,87,056	31,24,242	5,87,574
State of Bengal	26,683	3,066	1,962	3,325	5,302	7,00,007	63,726	47,391	46,392	35,034
" Bombay	631,614	376,057	290,417	234,919	118,548	2,23,21,792	1,04,20,193	78,15,070	54,36,339	26,41,602
" Sind	92,176	89,500	107,512	83,959	14,645	21,97,512	26,14,291	27,60,178	20,77,409	3,22,234
" Madras	59,516	69,177	39,899	21,104	1,100	21,06,839	21,01,054	10,47,563	6,40,189	52,619
" Burma	38,993	76,448	60,074	68,840	14,923	39,41,849	24,21,007	15,73,235	15,84,760	4,67,222
TOTAL	908,867	614,308	482,664	402,147	154,531	2,22,46,990	1,76,20,271	1,32,44,437	97,65,069	35,68,711
Tea, other than roasted or ground (L. I.)—	Cwts.	Cwts.	Cwts.	Cwts.	Cwts.					
United Kingdom	151	29	53	54	192	7,125	2,024	4,360	1,920	18,147
Aden and Dependencies	220	425	462	587	557	17,891	26,289	39,177	43,868	46,148
Mesopotamia	1	215	1	83	7,044	36
Ceylon	14,917	10,038	7,165	7,701	14,826	7,29,411	4,47,611	3,20,372	3,90,412	7,17,581
Straits Settlements (including Labuan)	25,792	24,351	18,256	16,033	17,849	10,46,869	10,08,191	7,52,025	7,89,705	8,70,477
Zanzibar and Pemba	214	..	18	6,724	..	585	..
Kenya Colony	118	914	191	22	70	4,159	34,103	8,011	984	5,410
Other British Possessions	2	1	..	2	18	76	45	11	119
TOTAL BRITISH EMPIRE	41,199	36,182	26,129	24,413	33,506	18,06,666	16,27,062	11,24,026	11,77,485	16,57,882
Belgium	98	1	3,825	35
Muscat Territory and Trucial Oman	109	3,223

† Shown as a Foreign country from 1923-24.
(a) Includes Patent fuel prior to 1924-25.

GENERAL IMPORTS

(140)

No. 13—continued

ARTICLES, AND COUNTRIES OF CONSIGNMENT; ALSO SHARE OF EACH PROVINCE	QUANTITY					VALUE				
	1922-23	1923-24	1924-25	1925-26	1926-27	1922-23	1923-24	1924-25	1925-26	1926-27
Coffee, other than roasted or ground (L. D)—continued	Cyts.	Cwts.	Cwts.	Cwts.	Cwts.	R	R	R	R	R
Other Native States in Arabia	46	153	60	141	176	3,745	10,432	5,320	11,706	14,660
Sumatra	1	8	134	24	251	6,720
Java	8,233	1,414	541	1,048	7,254	3,65,990	56,692	30,785	53,529	3,87,296
China (exclusive of Hongkong and Macao)	13	1,080
Japan	34	1,490
Brazil	..	394	19,218
Other Foreign Countries	1	14	..	24	8	25	462	49
TOTAL FOREIGN COUNTRIES	8,280	2,067	725	1,203	7,598	3,69,783	90,426	45,868	65,787	4,10,232
Share of Bengal	563	726	1,181	759	867	32,214	42,353	33,236	53,317	73,614
" Bombay	25,321	17,433	8,385	6,707	9,730	10,51,045	7,20,656	3,31,377	2,92,293	4,86,654
" Sind	124	183	60	407	73	4,648	7,811	2,606	23,356	4,158
" Madras	19,764	16,658	13,598	14,234	27,279	9,34,378	7,40,371	6,16,862	7,05,288	13,53,403
" Burma	3,707	3,249	3,639	3,509	3,150	1,53,664	1,06,297	1,35,413	1,69,020	1,60,286
TOTAL	49,479	38,249	26,854	25,616	41,104	21,74,849	16,17,488	11,69,394	12,43,272	20,68,114
Coin—										
Unmanufactured (II. S)—	Tons	Tons	Tons	Tons	Tons					
United Kingdom	87	..	6	..	33	9,380	1	896	..	6,264
Ceylon	188	1,125	405	753	908	17,945	47,218	73,070	1,02,525	81,043
Straits Settlements (including Labuan)	23	2,979
Other British Possessions	..	1	3	..	55	286
TOTAL BRITISH EMPIRE	275	1,126	411	753	967	27,325	47,274	73,966	1,02,525	90,582
TOTAL FOREIGN COUNTRIES	54	..
Share of Bengal	..	841	217	295	624	..	13,269	41,170	50,301	41,949
" Bombay	270	264	149	397	314	26,372	30,347	26,033	43,234	42,070
" Sind	..	13	34	43	19	..	1,690	5,134	6,035	3,336
" Madras	5	5	5	18	7	953	1,106	732	3,009	1,533
" Burma	..	3	6	..	3	..	382	886	..	595
TOTAL	275	1,126	411	753	967	27,325	47,274	73,966	1,02,570	90,582
Manufactured (excluding rope and belting) (III. V)—	Tons	Tons	Tons	Tons	Tons					
United Kingdom	170	..	1	1,25,667	289	305	228	464
Maldives	9	13	2,765	2,762
Ceylon	120	132	101	118	91	29,496	27,570	23,232	23,558	22,632
Other British Possessions	1	50	36	319	178	152
TOTAL BRITISH EMPIRE	299	145	102	118	92	1,57,978	30,657	24,356	26,259	23,248
Germany	30	11,035	..
Belgium	35	12,880	..
France	17	1,880	43	..
Other Foreign Countries	1	1	560	369	..	7	144
TOTAL FOREIGN COUNTRIES	1	1	17	65	..	560	369	1,880	23,955	144
Share of Bengal	76	103	30	52	37	30,774	22,006	6,526	12,353	8,507
" Bombay	171	4	34	104	10	1,36,329	1,319	5,335	29,596	1,233
" Sind	50	38	113	..	125
" Madras	53	32	55	27	44	11,731	7,338	14,312	7,776	13,013
" Burma	..	2	1	154	428	464
TOTAL	300	146	119	183	92	1,58,538	31,026	26,236	50,224	23,392
Total Coin	575	1,272	530	936	1,059	1,85,863	78,300	1,00,202	1,52,803	1,13,974

No. 13—continued

ARTICLES, AND COUNTRIES OF CONSIGNMENT; ALSO SHARE OF EACH PROVINCE	QUANTITY					VALUE				
	1922-23	1923-24	1924-25	1925-26	1926-27	1922-23	1923-24	1924-25	1925-26	1926-27
Coral (II. S)—										
TOTAL BRITISH EMPIRE	9	61	586	3	585	14	126	227	7	149
Germany	224	324	1,360	680	..
Italy	14,580	27,067	18,526	23,937	22,405	29,295	22,320	11,205	29,665	15,117
China (exclusive of Hong- kong and Macao)	10	30
United States of America— Via Atlantic Coast.	626	1,830	..
TOTAL FOREIGN COUNTRIES	14,540	27,067	18,750	24,867	22,405	29,295	22,320	12,574	32,125	15,117
Share of Bengal	4,450	16,987	1,880	3,161	1,797	26,985	20,415	3,098	25,109	11,199
" Bombay	10,080	10,080	16,870	21,726	20,633	2,230	1,905	4,476	7,016	3,980
" Madras	59	3	2	660	..	121	8	5	107
" Burma	19	2	583	1	..	44	5	219	2	..
TOTAL	14,549	27,128	19,336	24,890	22,990	29,309	22,446	12,801	32,182	15,206
Corriage and Rope of vege- table fibre (excluding jute and cotton) (III. V)—										
UNITED KINGDOM										
United Kingdom	4,424	3,398	4,298	3,334	3,972	3,40,356	3,80,746	4,30,534	2,67,492	6,02,037
Mesopotamia	245	76	20	20	10	5,970	1,365	660	240	246
Bahrain Islands	71	3,966	..
Ceylon	481	224	193	171	219	5,613	3,276	2,855	3,688	2,814
Straits Settlements (including Labuan)	893	750	932	834	1,059	33,542	26,620	37,471	28,676	40,408
Hongkong	4,128	4,535	4,684	6,101	3,104	2,15,038	2,03,343	2,24,902	3,18,009	1,46,431
Victoria	1	42	..	195	175
Queensland	94	11,688
Australian Commonwealth (Total)	..	1	136	..	195	11,313
Other British Possessions	3	38	24	33	63	154	480	1,026	589	713
TOTAL BRITISH EMPIRE	10,122	9,017	10,151	10,714	13,568	6,00,673	6,15,820	6,97,148	6,42,610	8,94,461
Germany	448	291	328	487	820	52,512	33,712	34,797	62,510	83,927
Netherlands	2	116	31	20	3,743	1,688
Belgium	1	181	17	72	407	176	6,118	686	4,366	15,430
Italy	857	624	646	1,058	1,443	42,199	51,840	62,668	1,24,614	1,58,567
Austria	14	49	..	17	86	3,698	5,012	..	1,834	2,086
Czechoslovakia	11	1,808	..
Philippine Islands and Guam	463	144	243	483	2,577	16,986	6,060	12,788	23,244	1,07,319
China (exclusive of Hong- kong and Macao)	129	403	383	95	116	4,998	19,550	14,342	5,185	4,501
Japan	115	121	73	337	24	19,011	4,607	2,312	14,708	4,817
United States of America— Via Atlantic Coast	133	12	15	58	131	9,434	2,704	1,061	7,183	3,000
Other Foreign Countries	42	87	100	40	22	615	860	1,322	1,210	541
TOTAL FOREIGN COUNTRIES	1,704	2,028	1,836	2,658	5,575	1,49,643	1,34,206	1,82,300	2,46,161	3,55,197
Share of Bengal	2,304	2,047	2,121	2,306	3,516	77,370	1,44,168	98,585	1,29,495	1,32,274
" Bombay	4,506	4,925	4,494	6,957	3,664	3,06,966	3,98,236	4,51,144	4,41,017	7,13,381
" Sind	208	450	391	288	1,096	8,574	15,058	42,498	12,310	65,744
" Madras	1,280	1,037	1,000	1,137	1,396	67,537	45,162	46,108	36,999	199,011
" Burma	3,623	2,586	3,481	3,684	3,668	2,29,374	1,47,412	1,92,119	2,43,450	2,46,318
TOTAL	11,826	11,045	11,987	13,372	19,139	7,50,321	7,50,036	8,29,457	8,88,771	12,79,658

GENERAL IMPORTS

(142)

No. 13—continued

ARTICLES, AND COUNTRIES OF CONSIGNMENT; ALSO SHARE OF EACH PROVINCE	QUANTITY					VALUE				
	1922-23	1923-24	1924-25	1925-26	1926-27	1922-23	1923-24	1924-25	1925-26	1926-27
Cork manufactures (III. V)—										
Cwts.						₹	₹	₹	₹	₹
United Kingdom	1,035	2,497	1,971	1,896	2,173	1,50,985	1,80,861	1,46,384	1,47,248	1,46,331
Ceylon	1	12	37	1	..	74	1,740	4,499	124	..
Straits Settlements (including Labuan)	2	12	5	..	20	365	1,187	254	67
Hongkong	53	43	5,680	60	35	55
Egypt	2	—	—	—	—	1,178	—	—	—	—
British West India Islands	11	1,100	..
Other British Possessions	2	55	97
TOTAL BRITISH EMPIRE	1,038	2,566	2,020	1,913	2,173	1,52,300	1,82,681	1,52,197	1,48,761	1,46,453
Germany	78	28	64	112	60	24,209	5,099	6,478	11,205	12,255
Netherlands	100	25	77	46	34	9,958	3,098	5,756	5,576	2,328
Belgium	10	2	6	4,250	325	480
France	275	238	539	483	487	37,939	35,255	48,426	45,588	38,067
Spain	669	520	664	744	1,110	84,372	67,959	78,015	82,998	93,292
Portugal	289	356	351	238	521	48,379	56,346	45,906	33,688	56,421
Italy	7	24	..	34	..	814	1,628	..	1,438
Japan	11	19	9	19	1	1,642	1,692	1,991	2,088	152
Egypt	—	4	10	20	..	—	200	761	2,407	—
United States of America—										
Via Atlantic Coast	2	..	22	201	21	905	486	2,165	10,689	2,820
Other Foreign Countries	5	2	..	5	..	430	763	..
TOTAL FOREIGN COUNTRIES	1,434	1,199	1,771	1,910	2,268	2,11,669	1,71,274	1,92,016	1,94,845	2,06,243
Share of Bengal	314	936	1,079	1,210	1,699	1,35,922	1,35,039	1,36,117	1,44,471	1,92,228
" Bombay	970	716	1,204	838	1,323	1,40,073	88,453	1,00,784	39,334	78,602
" Sind	287	218	1,277	971	453	28,848	23,119	78,043	53,615	28,063
" Madras	111	220	94	92	130	16,953	27,430	12,716	11,823	15,013
" Burma	280	1,625	137	662	336	42,158	85,873	16,554	44,863	38,890
TOTAL	2,472	3,765	3,791	3,823	4,441	3,63,969	3,53,955	3,44,213	3,43,606	3,52,696
Outlery—										
Pruning knives (III. D)—										
United Kingdom	—	—	—	—	—	1,78,487	1,59,662	2,12,170	1,91,436	2,04,403
Ceylon	—	—	—	—	—	1,125	1,011	1,620	2,251	2,641
Straits Settlements (including Labuan)	—	—	—	—	—	35	..
TOTAL BRITISH EMPIRE	—	—	—	—	—	1,79,612	1,60,673	2,13,790	1,93,722	2,07,103
Germany	—	—	—	—	—	2,093	..
Other Foreign Countries	—	—	—	—	—	946	950	400
TOTAL FOREIGN COUNTRIES	—	—	—	—	—	946	950	..	2,093	400
Share of Bengal	—	—	—	—	—	1,53,982	1,44,910	1,58,373	1,73,380	1,90,469
" Bombay	—	—	—	—	—	2,023	..
" Sind	—	—	—	—	—	480	32	..	13	1,476
" Madras	—	—	—	—	—	16,979	16,199	13,162	19,769	16,553
" Burma	—	—	—	—	—	157	1,432	1,765	1,560	..
TOTAL	—	—	—	—	—	1,75,538	1,61,623	2,13,790	1,95,815	2,07,503

No. 18—continued

ARTICLES, AND COUNTRIES OF CONSIGNMENT, ALSO SHARE OF EACH PROVINCE	QUANTITY					VALUE				
	1922-23	1923-24	1924-25	1925-26	1926-27	1922-23	1923-24	1924-25	1925-26	1926-27
Outlery—continued*						R	R	R	R	R
<i>Other lands (III. D)—</i>										
United Kingdom	—	—	—	—	—	5,82,777	6,42,741	8,45,530	7,27,867	6,06,477
Gibraltar	—	—	—	—	—	6,331	50
Mesopotamia	—	—	—	—	—	2,488	658	3,841	25	944
Ceylon	—	—	—	—	—	2,275	2,880	2,004	3,496	3,483
Straits Settlements (including Labuan)	—	—	—	—	—	5,655	8,205	4,715	3,973	6,878
Hongkong	—	—	—	—	—	11,787	7,707	4,904	1,584	3,613
Egypt†	—	—	—	—	—	1,689	—	—	—	—
Canada— Via Atlantic Coast	—	—	—	—	—	2,938	23
Other British Possessions	—	—	—	—	—	687	430	394	95	587
TOTAL BRITISH EMPIRE	—	—	—	—	—	6,18,689	6,62,621	8,60,878	7,39,078	7,14,080
Russia—										
Northern Russia	—	—	—	—	—	1,056	..
Germany	—	—	—	—	—	11,92,585	12,49,272	26,93,018	22,22,650	30,39,433
Netherlands	—	—	—	—	—	72,030	22,676	4,889	1,099	51,209
Belgium	—	—	—	—	—	25,238	2,767	9,080	5,087	6,007
France	—	—	—	—	—	21,718	18,298	19,918	23,731	16,123
Switzerland	—	—	—	—	—	..	1,910	20	1,321	55
Italy	—	—	—	—	—	12,123	1,434	4,779	1,710	948
Austria	—	—	—	—	—	3,748	5,904	10,168	4,337	4,732
Czechoslovakia	—	—	—	—	—	1,068	..	8,041	2,630	6,110
China (exclusive of Hong- kong and Macao)	—	—	—	—	—	1,604	1,815	899	2,463	1,001
Japan	—	—	—	—	—	1,71,834	1,29,879	77,313	31,026	10,440
Egypt†	—	—	—	—	—	—	285	15	114	108
United States of America—										
Via Atlantic Coast	—	—	—	—	—	23,319	54,896	1,03,452	70,398	89,630
" Pacific "	—	—	—	—	—	74	12	6
Other Foreign Countries	—	—	—	—	—	365	633	952	247	92
TOTAL FOREIGN COUNTRIES	—	—	—	—	—	15,25,706	14,39,781	29,27,449	29,72,620	32,16,978
<i>Share of Bengal</i>	—	—	—	—	—	4,40,131	6,31,208	11,37,452	9,65,499	13,79,564
" Bombay	—	—	—	—	—	9,57,461	7,89,127	12,25,320	9,44,463	12,05,918
" Sind	—	—	—	—	—	2,70,587	3,64,744	7,67,574	6,58,384	5,87,048
" Madras	—	—	—	—	—	98,666	92,771	1,70,072	1,98,438	2,22,016
" Burma	—	—	—	—	—	3,72,551	2,74,552	4,89,799	4,75,760	4,45,492
TOTAL	—	—	—	—	—	21,39,395	21,52,402	37,88,327	31,12,598	39,30,038
Total value of Outlery —										
United Kingdom	—	—	—	—	—	7,56,244	8,02,403	10,57,600	9,19,303	9,02,939
Gibraltar	—	—	—	—	—	6,331	50
Mesopotamia	—	—	—	—	—	2,488	658	3,841	25	944
Ceylon	—	—	—	—	—	3,400	3,891	3,624	5,747	6,129
Straits Settlements (including Labuan)	—	—	—	—	—	5,655	8,205	4,715	4,008	6,878
Hongkong	—	—	—	—	—	11,787	7,707	4,904	1,584	3,613
Egypt†	—	—	—	—	—	1,689	—	—	—	—
Canada— Via Atlantic Coast	—	—	—	—	—	2,938	23
Other British Possessions	—	—	—	—	—	687	430	394	95	587
TOTAL BRITISH EMPIRE	—	—	—	—	—	7,88,281	8,23,294	10,74,668	9,38,700	9,21,163

† Shown as a Foreign Country from 1923-24.

ARTICLES, AND COUNTRIES OF CONSIGNMENT; ALSO SHARE OF EACH PROVINCE	QUANTITY					VALUE				
	1922-23	1923-24	1924-25	1925-26	1926-27	1922-23	1923-24	1924-25	1925-26	1926-27
Outlary—concluded						R	R	R	R	R
<i>Total value of Outlary—continued</i>										
Russia—										
Northern Russia	—	—	—	—	—	1,056	..
Germany	—	—	—	—	—	11,03,479	12,49,046	20,03,018	22,24,743	30,20,433
Netherlands	—	—	—	—	—	72,030	22,676	4,839	1,039	51,209
Belgium	—	—	—	—	—	25,238	2,767	9,080	5,087	6,007
France	—	—	—	—	—	21,718	18,298	19,918	29,731	16,123
Switzerland	—	—	—	—	—	..	1,910	20	1,321	55
Italy	—	—	—	—	—	12,128	1,434	4,779	1,710	948
Austria	—	—	—	—	—	3,748	5,904	10,168	4,237	4,732
Czechoslovakia	—	—	—	—	—	1,063	..	3,041	2,630	6,110
China (exclusive of Hong-kong and Macao)	—	—	—	—	—	1,604	1,815	899	2,468	1,091
Japan	—	—	—	—	—	1,71,834	1,29,879	77,212	31,026	10,440
Egypt	—	—	—	—	—	..	235	15	114	108
United States of America— <i>Vid Atlantic Coast</i>	—	—	—	—	—	23,371	55,172	1,08,452	70,298	90,030
" Pacific "	—	—	—	—	—	74	12	6
Other Foreign Countries	—	—	—	—	—	365	633	952	247	92
TOTAL FOREIGN COUNTRIES	—	—	—	—	—	15,26,652	14,90,731	29,27,449	23,74,713	32,16,378
Share of Bengal	—	—	—	—	—	5,99,113	7,76,118	13,36,325	11,07,379	15,70,033
" Bombay	—	—	—	—	—	9,57,461	7,89,127	12,25,320	8,46,556	12,95,918
" Sind	—	—	—	—	—	2,71,067	3,64,776	7,67,874	6,58,397	5,88,624
" Madras	—	—	—	—	—	1,14,584	1,07,970	1,84,124	2,18,255	2,37,574
" Burma	—	—	—	—	—	3,72,708	2,76,034	4,83,474	4,77,326	4,46,492
TOTAL	—	—	—	—	—	23,14,933	23,14,025	40,02,117	33,03,413	41,37,541
Drugs and Medicines (excluding chemicals and narcotics)—										
Aloes (III. C)—	Cwts.	Cwts.	Cwts.	Cwts.	Cwts.					
Natal	4	62	118	1,722
Other British Possessions	27	76	6	988	1,148	141
TOTAL BRITISH EMPIRE	31	76	68	1,086	1,148	1,863
Germany	1,636	1,374	1,936	425	1,540	44,720	31,125	35,218	9,776	42,539
Belgium	108	161	2,984	4,543
Mascat Territory and Trucial Oman	171	443	..	45	..	2,662	[6,180	..	392	..
Pecnia	23	..	176	2,000	..	[3,370
Italian East Africa (Somaliland and Eritrea)	199	2,764
China (exclusive of Hong-kong and Macao)	8	92	168	[1,453
United States of America— <i>Vid Atlantic Coast</i>	69	307	2,056	8,358
Other Foreign Countries	4	31	..	67	..	3	611
TOTAL FOREIGN COUNTRIES	1,915	2,020	1,961	547	2,307	50,366	40,136	37,213	12,394	[65,929
Share of Bengal	103	326	466	..	257	2,934	3,499	3,970	..	6,733
" Bombay	1,766	1,686	1,391	547	1,950	47,349	30,620	25,822	12,394	66,342
" Sind	42	35	105	..	132	1,115	2,165	2,420	..	3,626
" Burma	30	4	591
TOTAL	1,946	2,096	1,961	547	2,375	51,452	41,234	37,213	12,394	67,792

† Shown as a Foreign Country from 1923-24.

No. 13—continued

ARTICLES, AND COUNTRIES OF CONSIGNMENT; ALSO SHARE OF EACH PROVINCE	QUANTITY					VALUE				
	1922-23	1923-24	1924-25	1925-26	1926-27	1922-23	1923-24	1924-25	1925-26	1926-27
Drugs and Medicines (excluding chemicals and narcotics)—continued						R	R	R	R	R
Asafetida (III. O)—	Cwts.	Cwts.	Cwts.	Cwts.	Cwts.					
United Kingdom	68	1	1	2,156	149	78
Straits Settlements (including Labuan)	34	3	..	8	2	1,070
Hongkong	59	1,700	..
Other British Possessions	3	..	1	3	..
TOTAL BRITISH EMPIRE	68	60	35	6	..	2,165	1,854	1,148
Germany	42	13	1,089	572
Belgium	39	30	..	3,635	1,057	..
Persia	6,533	4,209	5,955	2,482	3,899	5,15,692	2,53,900	3,63,661	1,79,955	1,55,692
China (exclusive of Hongkong and Macao)	286	4,850
Italian East Africa (Somaliland and Britree)	102	3,309	..
United States of America—Via Atlantic Coast	19	..	27	2,176	..	1,135
Other Foreign Countries	4	3	194	378	..
TOTAL FOREIGN COUNTRIES	6,591	4,209	6,272	2,659	3,912	5,21,509	2,53,900	3,74,840	1,84,788	1,56,264
Share of Bengal	2	291	..
.. Bombay	6,570	4,201	6,293	2,715	3,947	6,19,211	2,53,645	3,73,519	1,84,102	1,57,412
.. Sind	2	3	42	2	..	116	255	3,477	244	..
.. Madras	19	2,176	..	1	3	..
.. Burma	3	..	8	2	..
TOTAL	6,591	4,209	6,335	2,710	3,947	5,21,509	2,53,900	3,77,005	1,86,842	1,57,412
Belladonna and preparations thereof (III. O) (a)—	Lbs.	Lbs.								
United Kingdom	80	471	308	1,163
TOTAL FOREIGN COUNTRIES	55	42	187	163
Share of Sind	42	29	133	60
.. Madras	86	455	339	1,153
.. Burma	7	29	23	153
TOTAL	135	513	495	1,366
Camphor (III. O)—	Lbs.	Lbs.	Lbs.	Lbs.	Lbs.					
United Kingdom	2,212	486	955	2,945	266	6,550	1,837	4,151	5,405	610
Mesopotamia	898	2,340
Bahrain Islands	800	120	675	230
Ceylon	8,641	11,152	..	5	38	35,015	43,770	..	18	86
Straits Settlements (including Labuan)	24,649	19,410	4,224	15,086	22,218	49,595	22,477	3,394	10,476	20,845
Hongkong	63,148	74,272	42,904	13,837	13,810	1,50,300	1,87,781	83,240	86,450	32,753
TOTAL BRITISH EMPIRE	99,546	105,320	48,083	37,173	41,452	2,44,700	2,05,815	95,785	58,019	54,577
Germany	14,800	107,675	104,228	140,445	433,299	36,931	2,71,535	1,96,878	2,54,158	8,30,471
Belgium	491	1,076
China (exclusive of Hongkong and Macao)	78,611	99,815	57,067	91,338	55,250	1,32,645	2,16,151	1,21,719	1,77,802	92,106
Japan	426,232	821,690	697,772	723,540	871,193	12,86,915	27,26,745	18,83,181	16,62,386	18,18,629
Other Foreign Countries	..	200	..	11	800	..	27	..
TOTAL FOREIGN COUNTRIES	519,693	1,029,389	859,067	955,334	1,360,243	15,06,491	32,17,231	22,06,778	20,94,323	27,42,231
Share of Bengal	211,433	330,294	261,319	170,275	197,923	5,32,349	3,02,278	5,32,169	3,23,516	3,52,399
.. Bombay	180,325	403,303	293,365	355,239	579,052	5,34,935	13,23,471	7,94,121	7,21,493	11,34,019
.. Sind	6	1,303	1,312	1,526	3,953	25	5,210	3,317	2,933	2,624
.. Madras	217,663	377,310	324,578	456,922	600,323	6,65,930	11,96,739	3,75,966	10,74,209	12,12,322
.. Burma	9,757	21,499	21,076	9,045	20,429	27,922	52,348	46,470	20,190	39,494
TOTAL	619,239	1,134,709	907,150	993,007	1,401,695	17,61,191	34,23,046	23,02,563	21,47,341	27,96,858

(a) Included in "Other sorts of drugs and medicines" from 1924-25.

ARTICLES, AND COUNTRIES OF CONSIGNMENT; ALSO SHARE OF EACH PROVINCE	QUANTITY					VALUE				
	1922-23	1923-24	1924-25	1925-26	1926-27	1922-23	1923-24	1924-25	1925-26	1926-27
Drugs and Medicines (excluding chemicals and narcotics)—continued						R	R	R	R	R
<i>Cassia Ligna (III. C)—</i>	Cwts.	Cwts.	Cwts.	Cwts.	Cwts.					
Straits Settlements (including Labuan)	7,408	600	184	5,688	13,391	2,05,453	16,118	4,081	1,21,075	2,86,335
Hongkong	15,945	19,008	28,094	14,542	9,007	3,62,864	3,99,664	5,84,242	2,80,716	1,95,870
Other British Possessions	5	..	1	2	1	93	39	20	68	84
TOTAL BRITISH EMPIRE	23,358	19,608	28,279	20,230	22,399	5,67,910	4,15,821	5,88,343	4,01,859	4,82,389
Germany	..	74	..	3	1,070	..	75	..
China (exclusive of Hongkong and Macao)	46,020	28,114	26,794	29,788	54,709	11,70,505	6,38,257	5,74,394	6,29,130	11,58,224
Japan	430	363	540	606	2,142	7,245	7,475	9,770	12,780	44,915
United States of America— Via Atlantic Coast	48	1,410
Other Foreign Countries	15	2	320	40
TOTAL FOREIGN COUNTRIES	46,450	28,550	27,334	30,412	56,901	11,77,750	6,41,802	5,84,164	6,42,305	12,04,589
<i>Share of Bengal</i>	26,822	15,320	19,520	18,059	23,702	6,74,159	3,36,999	4,15,890	2,86,507	6,66,208
" <i>Bombay</i>	34,475	24,958	28,103	27,678	42,219	8,76,997	6,34,916	5,73,202	5,43,644	8,46,598
" <i>Sind</i>	1,143	2,568	2,629	1,063	1,025	32,332	93,780	61,615	26,162	23,547
" <i>Madras</i>	6,983	3,479	4,362	3,321	6,631	1,45,002	34,318	1,00,347	76,229	1,34,366
" <i>Burma</i>	1,325	353	932	606	723	17,370	7,110	20,952	13,669	19,019
TOTAL	69,808	48,158	55,613	50,642	79,300	17,45,600	10,57,623	11,72,507	10,44,164	16,86,928
<i>Opium bark* (III. C)(a)—</i>	Lbs.	Lbs.								
TOTAL BRITISH EMPIRE	122	204	—	—	—	285	416	—	—	—
Germany	176	322	—	—	—	1,507	420	—	—	—
Other Foreign Countries	1	14	—	—	—	3	20	—	—	—
TOTAL FOREIGN COUNTRIES	177	336	—	—	—	1,510	440	—	—	—
<i>Share of Bengal</i>	..	56	—	—	—	..	85	—	—	—
" <i>Bombay</i>	298	468	—	—	—	1,792	735	—	—	—
" <i>Sind</i>	1	16	—	—	—	3	33	—	—	—
TOTAL	299	540	—	—	—	1,795	856	—	—	—
<i>Cocaine (III. C)—</i>	Ounces	Ounces	Ounces	Ounces	Ounces					
United Kingdom	981	367	466	762	205	11,650	5,004	7,612	13,081	6,388
Other British Possessions	1	..	4	25	..	25	1	..
TOTAL BRITISH EMPIRE	982	367	470	762	205	11,675	5,004	7,637	13,082	6,388
Germany	209	118	226	491	240	3,352	1,398	2,806	6,464	3,072
Netherlands	42	107	41	62	97	492	1,039	531	855	1,540
Other Foreign Countries	53	11	10	19	9	553	112	108	299	27
TOTAL FOREIGN COUNTRIES	304	233	277	572	346	4,397	2,549	3,445	7,618	5,248
<i>Share of Bengal</i>	798	305	338	720	264	7,596	3,161	4,504	12,988	6,580
" <i>Bombay</i>	420	130	333	263	221	6,706	1,842	6,371	4,520	3,786
" <i>Sind</i>	60	39	13	22	27	557	727	364	530	456
" <i>Madras</i>	33	100	36	104	29	666	1,531	463	1,298	530
" <i>Burma</i>	65	25	28	220	10	202	287	400	1,401	335
TOTAL	1,376	600	747	1,334	551	16,271	7,548	11,082	20,787	11,626

* Free of duty.

() Included in "Other sorts of drugs and medicines" from 1924-25.

No. 13—continued

ARTICLES, AND COUNTRIES OF CONSIGNMENT; ALSO SHARE OF EACH PROVINCE	QUANTITY					VALUE				
	1922-23	1923-24	1924-25	1925-26	1926-27	1922-23	1923-24	1924-25	1925-26	1926-27
Drugs and Medicines (con- cluding chemicals and narcotics)—continued								R	R	R
God liver oil (III. C) (a)—				Lbs.	Lbs.					
United Kingdom	—	—	—	70,787	49,768	—	—	—	1,16,632	79,121
Other British Possessions	—	—	—	19	8	—	—	—	38	19
TOTAL BRITISH EMPIRE	—	—	—	70,806	49,766	—	—	—	1,16,670	79,139
Sweden	—	—	—	250	..	—	—	—	1,082	..
Norway	—	—	—	1,679	1,245	—	—	—	2,031	610
Germany	—	—	—	575	3,781	—	—	—	781	10,334
Netherlands	—	—	—	7,278	11,485	—	—	—	24,748	31,861
United States of America— Via Atlantic Coast.	—	—	—	2,669	160	—	—	—	3,774	858
Other Foreign Countries	—	—	—	1,570	820	—	—	—	1,016	445
TOTAL FOREIGN COUNTRIES	—	—	—	14,021	17,091	—	—	—	33,427	48,603
Share of Bengal	—	—	—	7,497	3,872	—	—	—	3,740	2,029
„ Bombay	—	—	—	28,488	19,149	—	—	—	65,941	51,324
„ Sind	—	—	—	4,259	4,718	—	—	—	3,903	4,783
„ Madras	—	—	—	19,134	24,807	—	—	—	39,743	34,259
„ Burma	—	—	—	25,449	14,911	—	—	—	41,765	30,438
TOTAL	—	—	—	84,827	66,857	—	—	—	1,50,097	1,22,783
Morphia (III. C) (b)—			Ounces	Ounces	Ounces					
United Kingdom	—	—	459	529	854	—	—	8,185	13,102	13,807
Straits Settlements (includ- ing Labuan)	—	—	—	—	18
TOTAL BRITISH EMPIRE	—	—	459	529	854	—	—	8,148	13,102	13,807
Germany	—	—	107	107	180	—	—	1,868	1,459	1,780
Other Foreign Countries	—	—	74	51	56	—	—	998	647	544
TOTAL FOREIGN COUNTRIES	—	—	181	158	236	—	—	2,861	2,106	2,323
Share of Bengal	—	—	179	240	480	—	—	3,879	7,747	7,746
„ Bombay	—	—	383	103	312	—	—	5,760	1,376	4,187
„ Sind	—	—	31	116	100	—	—	706	2,099	1,889
„ Madras	—	—	47	118	23	—	—	664	1,781	793
„ Burma	—	—	..	117	170	—	—	..	2,196	1,315
TOTAL	—	—	640	687	1,090	—	—	11,009	15,208	15,649
Preparations of opium and morphia (III. C) (b)—										
United Kingdom	—	—	—	—	—	—	—	27,627	42,590	78,337
Other British Possessions	—	—	—	—	—	—	—	142	7	..
TOTAL BRITISH EMPIRE	—	—	—	—	—	—	—	27,769	42,607	78,337
Germany	—	—	—	—	—	—	—	5,694	3,674	7,661
Netherlands	—	—	—	—	—	—	—	2,426	941	1,516
Netherlands	—	—	—	—	—	—	—	..	1,684	..
Japan	—	—	—	—	—	—	—
United States of America— Via Atlantic Coast	—	—	—	—	—	—	—	305	95	1,040
Other Foreign Countries	—	—	—	—	—	—	—	244	33	568
TOTAL FOREIGN COUNTRIES	—	—	—	—	—	—	—	8,669	6,407	10,785
Share of Bengal	—	—	—	—	—	—	—	3,768	3,776	19,320
„ Bombay	—	—	—	—	—	—	—	12,292	13,074	29,830
„ Sind	—	—	—	—	—	—	—	797	6,533	15,443
„ Madras	—	—	—	—	—	—	—	16,336	16,056	22,511
„ Burma	—	—	—	—	—	—	—	2,248	4,611	2,518
TOTAL	—	—	—	—	—	—	—	36,458	49,104	89,622

(a) Separately recorded from 1925-26.

(b) " " " 1924-25.

ARTICLES, AND COUNTRIES OF CONSIGNMENT; ALSO SHARE OF EACH PROVINCE	QUANTITY					VALUE				
	1922-23	1923-24	1924-25	1925-26	1926-27	1922-23	1923-24	1924-25	1925-26	1926-27
Drugs and Medicines (excluding chemicals and narcotics)—continued						R	R	R	R	R
Morphia and preparations of opium and morphia (III. C) (a)—										
United Kingdom	—	—	—	—	—	31,579	40,602	—	—	—
Germany	—	—	—	—	—	10,881	5,480	—	—	—
Netherlands	—	—	—	—	—	3,085	1,225	—	—	—
Other Foreign Countries	—	—	—	—	—	611	1,268	—	—	—
TOTAL FOREIGN COUNTRIES	—	—	—	—	—	14,527	7,018	—	—	—
Share of Bengal	—	—	—	—	—	10,914	4,093	—	—	—
" Bombay	—	—	—	—	—	21,614	8,398	—	—	—
" Sind	—	—	—	—	—	4,197	4,242	—	—	—
" Madras	—	—	—	—	—	7,371	25,403	—	—	—
" Burma	—	—	—	—	—	2,010	5,884	—	—	—
TOTAL	—	—	—	—	—	46,106	49,520	—	—	—
Proprietary and Patent medicines (III. C)—										
United Kingdom	—	—	—	—	—	12,81,022	12,83,399	14,10,278	12,44,325	14,92,904
Ceylon	—	—	—	—	—	2,139	6,357	12	98	..
Straits Settlements (including Labuan)	—	—	—	—	—	25,577	16,487	17,606	14,096	11,767
Hongkong	—	—	—	—	—	816	857	5,787	312	10,953
Kenya Colony	—	—	—	—	—	2,300
Victoria	—	—	—	—	—	..	885	1,411	230	..
New South Wales	—	—	—	—	—	..	18
Australian Commonwealth (Total)	—	—	—	—	—	..	852	1,411	230	..
Other British Possessions	—	—	—	—	—	116
TOTAL BRITISH EMPIRE	—	—	—	—	—	18,00,670	18,07,953	14,37,344	12,59,956	15,15,024
Germany	—	—	—	—	—	2,43,020	3,10,567	3,49,679	3,19,581	5,24,999
Netherlands	—	—	—	—	—	33,021	2,739	86,964	1,23,992	79,512
Belgium	—	—	—	—	—	23,469	39,312	37,358	46,834	37,147
France	—	—	—	—	—	1,89,359	1,82,587	1,69,981	2,17,347	1,77,556
Switzerland	—	—	—	—	—	838	895	1,362
Italy	—	—	—	—	—	23,648	20,263	76,658	86,570	73,258
China (exclusive of Hongkong and Macao)	—	—	—	—	—	..	1,015	3,678	1,320	590
Japan	—	—	—	—	—	8,321	8,554	45,598	64,889	40,691
United States of America—										
Via Atlantic Coast	—	—	—	—	—	4,82,764	3,34,201	2,97,361	2,93,048	2,79,036
" Pacific "	—	—	—	—	—	9,790	418	816
Other Foreign Countries	—	—	—	—	—	450	181	368	200	10
TOTAL FOREIGN COUNTRIES	—	—	—	—	—	10,19,680	8,49,937	10,63,959	11,55,276	12,14,204
Share of Bengal	—	—	—	—	—	3,33,711	3,39,015	3,60,502	3,36,422	2,39,596
" Bombay	—	—	—	—	—	14,79,151	12,23,266	12,89,125	12,02,919	15,23,033
" Sind	—	—	—	—	—	1,33,360	2,20,148	3,06,020	3,29,344	3,71,334
" Madras	—	—	—	—	—	1,29,140	1,31,722	1,36,395	2,09,165	2,22,592
" Burma	—	—	—	—	—	2,10,488	1,93,649	3,63,751	2,87,292	3,55,814
TOTAL	—	—	—	—	—	23,29,350	21,87,390	25,06,308	24,15,232	27,29,228

(a) Sub-divided into "Morphia" and "Preparations of opium and morphia" from 1924-25.

No. 13—continued.

ARTICLES, AND COUNTRIES OF CONSIGNMENT; ALSO SHARE OF EACH PROVINCE	QUANTITY					VALUE				
	1922-23	1923-24	1924-25	1925-26	1926-27	1922-23	1923-24	1924-25	1925-26	1926-27
Drugs and Medicines (excluding chemicals and narcotics)—continued										
<i>Quinine salts*—</i>										
<i>Quinine Sulphate or Bisulphate* (III. O)—</i>	Lbs.	Lbs.	Lbs.	Lbs.	Lbs.	R	R	R	R	R
United Kingdom	47,188	52,642	58,519	57,999	56,167	15,23,975	14,89,047	14,76,958	15,48,532	12,16,924
Straits Settlements (including Labuan)	72	708	407	2,975	17,018	10,884
Other British Possessions	4	..	37	8	..	183	..	1,027	161
TOTAL BRITISH EMPIRE	47,255	53,349	58,926	58,036	56,175	15,31,950	15,06,198	14,87,837	15,44,589	12,17,085
Germany	1,786	4,078	18,001	21,667	24,625	52,909	1,10,645	2,80,565	3,63,192	5,04,481
Netherlands	142	383	815	1,482	291	5,845	8,629	20,700	35,696	6,304
Belgium	1	..	179	1	..	58	..	3,560	34
France	708	249	976	306	23	20,321	7,414	23,528	5,411
Java	8,791	12,626	7,605	7,653	3,913	2,71,614	3,50,086	1,98,324	1,54,021	81,758
Japan	5	..	5	76	..	91	..	84	1,923	..
United States of America—										
Via Atlantic Coast	2,216	3,685	4,306	3,628	2,888	70,983	94,182	1,06,268	1,11,327	1,02,787
Other Foreign Countries	2	..	16	2	..	110	..	454	70
TOTAL FOREIGN COUNTRIES	12,890	21,883	26,981	35,677	31,976	4,00,965	5,88,981	6,18,860	6,94,801	7,00,845
<i>Share of Bengal</i>	34,409	45,201	44,120	59,153	49,288	11,03,013	12,52,932	11,85,671	13,15,944	10,45,046
" <i>Bombay</i>	23,331	24,951	29,787	27,661	32,507	7,29,945	6,89,837	7,76,410	7,13,038	7,08,787
" <i>Sind</i>	693	1,227	2,153	3,436	2,816	31,666	42,293	68,168	1,02,408	69,998
" <i>Madras</i>	597	1,207	1,889	1,438	1,574	83,591	40,634	45,061	43,920	34,446
" <i>Burma</i>	1,215	2,146	2,358	1,926	1,971	44,600	64,478	35,327	64,530	59,883
TOTAL	60,145	74,732	79,907	98,713	88,151	19,32,915	20,80,174	21,00,697	22,38,890	19,17,980
<i>Quinine hydrochloride or dihydrochloride* (III. O)—</i>	Lbs.	Lbs.	Lbs.	Lbs.	Lbs.					
United Kingdom	4,599	5,584	8,182	9,224	8,895	2,17,936	2,48,423	3,25,995	3,50,959	2,96,518
Straits Settlements (including Labuan)	..	34	48	1,213	1,648
TOTAL BRITISH EMPIRE	4,599	5,618	8,230	9,224	8,895	2,17,936	2,44,646	3,27,643	3,50,959	2,96,518
Germany	240	17	854	5,140	2,617	3,066	716	24,294	1,27,583	72,243
Netherlands	27	19	53	528	287	777	620	1,997	16,442	6,909
Java	1,123	1,405	1,108	1,063	1,088	46,458	50,571	87,775	84,168	27,653
United States of America—										
Via Atlantic Coast	2	..	107	122	18	4,800
Other Foreign Countries	4	19	48	31	..	131	558	1,718	607
TOTAL FOREIGN COUNTRIES	1,392	1,445	2,185	6,779	4,008	55,453	52,055	69,419	1,79,861	1,07,812
<i>Share of Bengal</i>	4,491	5,413	6,269	12,755	8,392	2,06,779	2,27,833	2,57,259	4,14,624	2,80,991
" <i>Bombay</i>	1,104	1,102	2,143	2,279	3,567	47,420	44,226	56,777	75,893	1,07,868
" <i>Sind</i>	245	118	421	421	410	10,301	5,946	16,928	16,497	13,443
" <i>Madras</i>	98	219	348	234	430	5,555	12,101	16,195	12,884	16,298
" <i>Burma</i>	53	211	179	264	100	3,234	6,546	9,905	11,018	5,040
TOTAL	5,991	7,063	10,365	16,003	12,860	2,73,239	2,96,701	3,27,062	5,30,120	4,02,830

* Free of duty.

ARTICLES, AND COUNTRIES OF CONSIGNMENT; ALSO SHARE OF EACH PROVINCE	QUANTITY					VALUE				
	1922-23	1923-24	1924-25	1925-26	1926-27	1922-23	1923-24	1924-25	1925-26	1926-27
Drugs and Medicines (excluding chemicals and narcotics)—continued						R	R	R	R	R
<i>Quinine salts*—continued</i>										
<i>Other Sorts (VII. C)—</i>	Lbs.	Lbs.	Lbs.	Lbs.	Lbs.					
United Kingdom	4,807	4,156	5,046	4,704	6,333	1,50,012	1,11,020	1,59,008	1,36,586	1,35,803
Mesopotamia	46	2,225	..
Ceylon	3
Straits Settlements (including Labuan)	1,542	428	..	106	100	19,383	10,177	48	1,040	1,018
TOTAL BRITISH EMPIRE	6,349	4,584	5,046	4,856	6,433	1,69,395	1,21,200	1,59,654	1,39,861	1,36,916
Germany	827	600	2,335	2,330	4,660	23,215	14,728	30,638	47,896	76,376
Netherlands	588	161	323	268	323	13,503	5,147	8,169	8,221	10,027
France	26	151	54	23	116	944	4,409	2,236	1,118	2,321
Switzerland	22	1,112	15
Java	5,145	3,285	9,422	12,623	6,967	77,491	96,471	1,07,130	1,23,534	76,405
United States of America—										
<i>Vid Atlantic Coast</i>	331	181	64	131	22	20,725	6,702	2,824	5,374	450
Other Foreign Countries	4	6	7	12	11	683	247	224	657	339
TOTAL FOREIGN COUNTRIES	7,421	9,396	12,205	15,887	12,104	1,86,566	1,28,816	1,51,321	1,86,599	1,67,563
<i>Share of Bengal</i>	5,540	9,520	8,997	14,658	10,861	99,337	1,35,533	1,39,377	1,94,652	1,57,230
<i>" Bombay</i>	7,943	4,072	7,550	5,276	6,333	1,92,553	1,05,765	1,55,435	1,08,571	1,23,795
<i>" Sind</i>	163	98	403	404	279	7,303	3,215	10,450	11,694	3,443
<i>" Madras</i>	17	209	39	256	704	769	2,311	1,473	5,335	13,271
<i>" Burma</i>	37	31	213	149	55	5,703	2,442	4,241	5,693	1,732
TOTAL	13,770	13,980	17,251	20,743	18,527	3,05,961	2,50,016	3,10,975	3,26,450	3,04,479
<i>Total Quinine Salts*</i>	Lbs.	Lbs.	Lbs.	Lbs.	Lbs.					
United Kingdom	56,539	62,382	66,747	71,927	71,376	18,96,923	18,43,500	19,62,556	20,31,107	16,48,340
Mesopotamia	46	2,225	3
Straits Settlements (including Labuan)	1,614	1,165	455	106	100	22,353	28,403	12,073	1,040	1,018
New South Wales	37	1,027	..
Australian Commonwealth (Total)	37	1,027	..
Other British Possessions	4	8	..	136	153
TOTAL BRITISH EMPIRE	58,203	63,551	67,202	72,116	71,484	19,19,281	18,72,039	19,74,634	20,35,399	16,49,519
Germany	2,303	4,696	16,190	29,637	31,902	84,210	1,26,033	3,35,547	5,38,420	6,53,720
Netherlands	757	503	1,190	2,273	906	19,626	14,396	30,866	60,359	23,150
Belgium	2	..	194	7	..	83	..	4,300	398
France	26	359	310	1,012	439	966	24,730	9,700	25,162	8,476
Switzerland	22	1,112	15
Java	15,059	22,316	13,130	21,344	11,943	3,95,563	4,97,078	3,43,279	3,13,323	1,85,816
Japan	5	3	8	93	13	91	103	156	2,645	340
United States of America—										
<i>Vid Atlantic Coast</i>	3,049	3,816	4,477	3,759	2,860	91,840	1,00,902	1,13,837	1,16,701	1,03,237
Other Foreign Countries	4	8	16	23	8	633	360	665	851	563
TOTAL FOREIGN COUNTRIES	21,703	32,224	40,321	58,343	48,033	5,92,984	7,64,852	8,34,100	10,60,761	9,75,720
<i>Share of Bengal</i>	44,440	60,134	59,336	36,566	66,526	14,09,429	16,16,333	15,22,307	19,25,220	16,65,367
<i>" Bombay</i>	32,233	30,125	40,435	35,216	42,702	9,69,913	3,39,327	10,33,622	3,97,412	9,37,419
<i>" Sind</i>	1,106	1,443	2,977	4,310	3,505	49,273	52,164	95,544	1,30,593	91,339
<i>" Madras</i>	712	1,635	2,026	2,023	2,703	30,006	55,046	62,723	61,639	64,113
<i>" Burma</i>	1,265	2,433	2,649	2,339	2,126	53,839	73,466	99,533	31,236	68,453
TOTAL	79,906	95,775	107,523	130,459	119,507	25,12,265	26,36,891	28,08,734	30,96,160	26,25,289

* Free of duty.

No. 13—continued

ARTICLES, AND COUNTRIES OF CONSIGNMENT; ALSO SHARE OF EACH PROVINCE	QUANTITY					VALUE				
	1922-23	1923-24	1924-25	1925-26	1926-27	1922-23	1923-24	1924-25	1925-26	1926-27
Drugs and Medicines (ex- cluding chemicals and narcotics)—continued										
<i>Sarsaparilla and prepara- tions thereof (III. C)— United Kingdom</i>	—	—	—	—	—	R	R	R	R	R
Hongkong	—	—	—	—	—	48,385	17,063	30,861	16,896	10,377
British West India Islands	—	—	—	—	—	1,325	..
TOTAL BRITISH EMPIRE	—	—	—	—	—	48,385	17,063	30,861	18,221	10,377
Germany	—	—	—	—	—	..	151	2,213	4,391	28
Netherlands	—	—	—	—	—	..	92	..	3,720	2,832
Belgium	—	—	—	—	—	..	3,591	..	63	2,127
France	—	—	—	—	—	..	770	..	3,320	2,242
Java	—	—	—	—	—	3,033
United States of America— Via Atlantic Coast	—	—	—	—	—	3,442	624	3,360	1,968	64
Other Foreign Countries	—	—	—	—	—	40	35	738
TOTAL FOREIGN COUNTRIES	—	—	—	—	—	3,482	5,263	10,289	18,457	7,298
Share of Bengal	—	—	—	—	—	..	768	390
.. Bombay	—	—	—	—	—	7,312	..	6,744	9,027	338
.. Sind	—	—	—	—	—	41,360	15,837	27,772	30,554	17,412
.. Madras	—	—	—	—	—	3,235	5,605	6,117	3,604	6,181
.. Burma	—	—	—	—	—	..	78	17
TOTAL	—	—	—	—	—	51,867	22,326	40,650	49,185	24,321
<i>Storax, including liquid storax (rose melloes) (III. C)— United Kingdom</i>	Lbs.	Lbs.	Lbs.	Lbs.	Lbs.					
United Kingdom	..	8,925	27,098	48,362	4,200	..	2,966	6,891	12,049	962
Straits Settlements (including Labuan)	..	184	..	84	82	..	37	..
TOTAL BRITISH EMPIRE	..	9,109	27,098	48,446	4,200	..	3,048	6,891	12,086	962
Germany	2,400	800	..
France	35,836	72,317	69,564	76,487	85,020	15,774	27,497	20,012	18,896	26,412
Italy	8,420	4,235	2,515	1,800
Egypt*	..	4,484	2,000
United States of America— Via Atlantic Coast	14,500	4,662
TOTAL FOREIGN COUNTRIES	35,836	76,801	84,064	87,307	90,255	15,774	29,497	24,675	22,211	28,012
Share of Bengal	..	3,527	4,179	20,804	16,800	..	3,596	1,866	5,633	6,752
.. Bombay	35,836	77,199	1,07,583	109,865	77,655	15,774	28,897	29,700	28,637	23,222
.. Madras	..	184	..	84	82	..	37	..
TOTAL	35,836	85,910	1,11,762	130,758	94,455	15,774	32,545	31,566	34,297	28,974
<i>Other sorts of Drugs and Medicines (III. C)—</i>										
United Kingdom	—	—	—	—	—	43,17,251	50,73,749	50,25,977	49,64,449	52,94,868
Aden and Dependencies	—	—	—	—	—	2,520	9,703	4,929	2,902	6,336
Mesopotamia	—	—	—	—	—	1,12,468	92,880	56,589	43,174	68,877
Ceylon	—	—	—	—	—	18,754	2,865	5,014	7,773	5,577
Straits Settlements (including Labuan)	—	—	—	—	—	3,89,706	3,59,708	2,84,863	3,26,271	4,24,935
Hongkong	—	—	—	—	—	2,53,269	1,98,542	2,62,092	1,87,540	2,10,278
Egypt*	—	—	—	—	—	4,838
Natal	—	—	—	—	—	309	781	5,571	5,261	68
Zanzibar and Pemba	—	—	—	—	—	4,406	269	1,792	2,353	2,227
Kenya Colony	—	—	—	—	—	985	903	135	186	1,551
Seychelles	—	—	—	—	—	4,351	3,398	3,811	5,332	5,174
Western Australia	—	—	—	—	—	22
South Australia (including Northern Territory)	—	—	—	—	—	..	566	116
Victoria	—	—	—	—	—	4,046	2,358	2,924	1,250	3,228
New South Wales	—	—	—	—	—	4,754	7,830	1,322	5,769	4,390
Queensland	—	—	—	—	—	26	..
Australian Commonwealth (Total)	—	—	—	—	—	8,800	11,754	4,246	7,045	7,766
New Zealand (including Nauru and British Samoa)	—	—	—	—	—	29,678	..
Other British Possessions	—	—	—	—	—	18	128	350	416	1,162
TOTAL BRITISH EMPIRE	—	—	—	—	—	51,14,675	57,54,680	56,54,800	55,82,380	60,23,319

* Shown as Foreign Country from 1923-24.

ARTICLES, AND COUNTRIES OF CONSIGNMENT; ALSO SHARE OF EACH PROVINCE	QUANTITY					VALUE				
	1922-23	1923-24	1924-25	1925-26	1926-27	1922-23	1923-24	1924-25	1925-26	1926-27
Drugs and Medicines (excluding chemicals and narcotics)—continued						R.	R.	R.	R.	R.
Other sorts of Drugs and Medicines (III. C)—continued										
Norway	—	—	—	—	—	2,044	1,904	2,252	..	90
Germany	—	—	—	—	—	6,24,552	8,61,576	8,09,031	9,11,329	12,59,356
Netherlands	—	—	—	—	—	1,26,355	41,190	1,50,029	1,29,940	1,87,324
Belgium	—	—	—	—	—	21,873	61,256	34,808	51,477	46,672
France	—	—	—	—	—	2,04,883	3,10,119	3,68,014	4,44,123	4,35,781
Spain	—	—	—	—	—	—	—	7,722	..	1,579
Switzerland	—	—	—	—	—	2,139	13,820	3,288	13,007	2,747
Italy	—	—	—	—	—	42,793	72,007	74,175	1,01,401	1,14,200
Austria	—	—	—	—	—	1,452	4,253	6,398
Turkey, Asiatic	—	—	—	—	—	1,778	..
Mascat Territory and Trucial Oman	—	—	—	—	—	2,122	2,050	795	1,626	843
Other Native States in Arabia	—	—	—	—	—	1,226	566	1,993	50	11,821
Persia	—	—	—	—	—	1,02,893	78,179	78,082	50,461	29,929
Java	—	—	—	—	—	7	1,525	945	5,619	8,935
China (exclusive of Hongkong and Macao)	—	—	—	—	—	62,954	36,450	70,144	1,01,429	85,294
Japan	—	—	—	—	—	6,05,704	3,17,278	6,17,862	7,76,214	7,00,588
Egypt †	—	—	—	—	—	—	12,362	5,081	25,654	5,448
Portuguese East Africa	—	—	—	—	—	400	14,989	349	775	1,891
Italian East Africa (Somaliland and Britira)	—	—	—	—	—	15,940	..
United States of America— Via Atlantic Coast	—	—	—	—	—	6,47,496	8,62,484	10,01,109	9,05,987	13,67,673
.. Pacific	—	—	—	—	—	2,296	9,901	10,872	5,689	6,654
Other Foreign Countries	—	—	—	—	—	495	64	1,123	118	1,924
TOTAL FOREIGN COUNTRIES	—	—	—	—	—	24,50,144	26,94,470	31,34,021	35,47,770	42,75,271
Share of Bengal	—	—	—	—	—	24,67,045	28,35,357	29,55,235	35,08,920	39,54,380
.. Bombay	—	—	—	—	—	35,09,419	38,18,599	40,18,870	46,99,708	41,87,315
.. Sind	—	—	—	—	—	3,89,570	3,57,384	4,38,706	4,68,018	5,36,268
.. Madras	—	—	—	—	—	5,02,555	3,23,885	3,08,095	3,41,132	10,02,593
.. Burma	—	—	—	—	—	6,96,130	6,13,925	5,68,523	6,12,324	6,14,124
TOTAL	—	—	—	—	—	75,64,519	84,49,150	87,88,880	91,30,150	1,03,03,590
Total value of Drugs and Medicines—										
United Kingdom	—	—	—	—	—	75,94,888	82,69,804	84,85,744	84,59,802	86,25,692
Aden and Dependencies	—	—	—	—	—	2,520	10,080	4,929	2,902	6,477
Mesopotamia	—	—	—	—	—	1,14,724	92,880	56,589	45,399	68,880
Ceylon	—	—	—	—	—	57,026	53,167	5,047	7,961	5,882
Straits Settlements (including Labuan)	—	—	—	—	—	6,92,825	4,43,390	3,21,710	4,78,931	7,46,023
Hongkong	—	—	—	—	—	7,66,749	7,36,794	9,40,251	5,08,043	4,49,254
Egypt†	—	—	—	—	—	4,988	—	—	—	—
Natal	—	—	—	—	—	427	781	5,571	5,261	1,700
Zanzibar and Pemba	—	—	—	—	—	1,406	1,090	1,792	2,353	2,227
Seychelles	—	—	—	—	—	4,351	3,398	3,811	5,332	5,174
Kenya Colony	—	—	—	—	—	985	903	2,435	186	1,551
British West India Islands	—	—	—	—	—	6,507	7,033
Western Australia	—	—	—	—	—	22
South Australia (including Northern Territory)	—	—	—	—	—	..	566	118
Victoria	—	—	—	—	—	4,046	4,193	4,335	1,480	3,238
New South Wales	—	—	—	—	—	4,754	7,848	1,322	6,796	4,390
Queensland	—	—	—	—	—	26	..
Australian Commonwealth (Total)	—	—	—	—	—	8,800	12,607	5,657	3,302	7,766
New Zealand (including Niuru and British Samoa)	—	—	—	—	—	29,678	..
Other British Possessions	—	—	—	—	—	18	128	350	1,001	1,142
TOTAL BRITISH EMPIRE	—	—	—	—	—	92,49,757	96,24,772	98,83,886	98,56,838	99,28,441

† Shown as a Foreign Country from 1923-24.

No. 13—continued

ARTICLES, AND COUNTRIES OF CONSIGNMENT; ALSO SHARE OF EACH PROVINCE	QUANTITY					VALUE				
	1922-23	1923-24	1924-25	1925-26	1926-27	1922-23	1923-24	1924-25	1925-26	1926-27
						R	R	R	R	R
Drugs and Medicines (excluding chemicals and narcotics)—concluded										
<i>Total value of Drugs and Medicines—continued</i>										
Sweden	—	—	—	—	—	30	1,167	903
Norway	—	—	—	—	—	2,054	2,067	2,252	2,081	700
Germany	—	—	—	—	—	10,89,275	16,09,443	17,59,127	20,52,026	32,35,184
Netherlands	—	—	—	—	—	1,82,657	60,701	2,72,004	3,45,205	3,23,181
Belgium	—	—	—	—	—	56,963	1,04,242	72,661	1,04,271	92,759
France	—	—	—	—	—	4,10,982	4,95,793	4,63,230	7,14,139	6,50,615
Spain	—	—	—	—	—	2	35	7,722	..	1,579
Switzerland	—	—	—	—	—	3,081	14,932	3,238	14,302	4,231
Italy	—	—	—	—	—	67,129	93,658	1,51,622	1,01,136	1,89,675
Austria	—	—	—	—	—	..	18	1,452	4,477	6,408
Turkey, Asiatic	—	—	—	—	—	1,773	..
Maskat Territory and Trucial Oman	—	—	—	—	—	4,784	9,130	795	2,013	848
Other Native States in Arabia	—	—	—	—	—	1,226	633	1,993	53	11,841
Persia	—	—	—	—	—	6,18,495	3,27,989	4,43,779	2,31,166	1,93,991
Java	—	—	—	—	—	3,05,570	4,98,603	3,43,207	3,17,942	1,65,342
China (exclusive of Hongkong and Macao)	—	—	—	—	—	14,17,064	8,89,771	7,74,785	9,09,985	12,37,532
Japan	—	—	—	—	—	19,08,275	30,00,155	25,61,567	25,20,629	26,05,258
Egypt †	—	—	—	—	—	..	14,362	5,981	25,054	5,448
Portuguese East Africa	—	—	—	—	—	400	14,989	349	775	1,891
Italian East Africa (Somaland and Eritrea)	—	—	—	—	—	..	2,764	..	18,249	..
United States of America— <i>Via Atlantic Coast</i>	—	—	—	—	—	12,27,825	12,98,553	14,21,932	13,24,523	17,61,421
“ Pacific “	—	—	—	—	—	12,086	10,319	11,688	5,689	8,654
Other Foreign Countries	—	—	—	—	—	985	76	1,459	158	931
TOTAL FOREIGN COUNTRIES	—	—	—	—	—	78,58,794	85,08,173	82,90,019	87,87,373	1,07,31,532
<i>Share of Bengal</i>	—	—	—	—	—	54,61,091	60,00,246	58,69,094	65,89,819	67,26,440
“ Bombay	—	—	—	—	—	79,90,107	31,07,776	31,82,349	73,75,326	90,20,225
“ Sind	—	—	—	—	—	6,52,441	7,53,046	9,41,228	9,99,963	10,73,970
“ Madras	—	—	—	—	—	14,95,520	22,25,924	20,52,132	23,14,946	27,11,366
“ Burma	—	—	—	—	—	10,08,392	9,46,894	11,01,902	10,64,645	11,27,973
TOTAL	—	—	—	—	—	1,64,08,551	1,81,32,945	1,61,23,905	1,83,44,711	2,06,59,975
Dyeing and Tanning substances—<i>Barks for tanning (III. E)</i>										
United Kingdom	225	4,742	..
Ceylon	..	936	893	834	650	..	4,776	4,489	3,775	2,925
Straits Settlements (including Labuan)	4,202	349	..	26	579	12,559	1,151	..	298	4,778
Natal	9,440	11,685	21,392	96,077	116,735	86,897	85,918	1,53,419	7,19,786	6,30,227
Kenya Colony	78	1,109	304	6,602
Other British Possessions	2	48	115	200	..
TOTAL BRITISH EMPIRE	13,642	12,970	22,287	97,288	119,073	99,456	91,845	1,58,023	7,29,105	8,44,532
France	352	298	49,457	3,686
Italy	230	2,385
TOTAL FOREIGN COUNTRIES	352	438	49,457	5,920
<i>Share of Bengal</i>	75	2,259
“ Bombay	6,817	..	2	13,474	433	1,04,104	..	115	1,08,175	5,020
“ Madras	3,975	12,641	22,285	83,814	113,494	32,250	90,856	1,57,908	6,20,930	3,39,754
“ Burma	4,392	329	594	12,559	939	2,523
TOTAL	13,994	12,970	22,287	97,288	119,506	1,48,912	91,845	1,58,023	7,29,105	8,50,452
Vegetable (III. E)—										
United Kingdom	270	3	307	100	61	38,702	1,497	14,818	13,940	7,848
Other British Possessions	20	200
TOTAL BRITISH EMPIRE	270	3	327	100	61	38,702	1,497	15,718	13,940	7,848
Germany	1	..
France	935	2,620	5,394	1,459	2,484	1,31,567	3,56,263	2,71,467	2,20,205	3,24,988
Spain	314	219	..	16	..	46,039	31,605	..	2,429	..
Italy	6	1,220
China (exclusive of Hongkong and Macao)	78	14,279	..
Canary Islands	111	786	15,305	1,19,568	..
United States of America— <i>Via Atlantic Coast</i>	1	..	312	38	..	166	..	48,215	5,239	..
TOTAL FOREIGN COUNTRIES	1,260	2,839	5,727	2,377	2,490	1,77,771	3,87,866	3,34,987	3,61,702	3,26,208

† Shown as a Foreign Country from 1923-24.

ARTICLES, AND COUNTRIES OF CONSIGNMENT; ALSO SHARE OF EACH PROVINCE	QUANTITY					VALUE				
	1922-23	1923-24	1924-25	1925-26	1926-27	1922-23	1923-24	1924-25	1925-26	1926-27
Dyeing and Tanning Substances—continued						R	R	R	R	R
<i>Cochineal (III. E)—continued</i>	Cwts.	Cwts.	Cwts.	Cwts.	Cwts.					
Share of Bengal	2	1	17	355	1,132	105	..	2,474
" Bombay	1,509	2,841	5,937	2,330	1,741	2,15,216	3,88,103	3,37,350	3,61,870	2,15,926
" Sind	9	..	117	97	..	902	..	13,129	13,768	23
" Madras	793	61	4	15,575
" Burma	80	59
TOTAL	1,520	2,842	6,054	2,477	2,551	2,16,475	3,89,365	3,50,705	3,75,642	3,34,056
<i>Cutch and Gambier (III. E)</i>	Cwts.	Cwts.	Cwts.	Cwts.	Cwts.					
United Kingdom	..	52	1,148	4	190	..	654	25,862	188	2,542
Aden and Dependencies	64	122	6	1,612	3,313	114
Ceylon	17	123	3	2	..	473	2,396	101	77	7
Straits Settlements (including Labuan)	33,915	39,920	37,297	33,323	36,030	9,22,324	10,89,664	10,22,559	10,95,115	11,07,944
Hongkong	568	12,500	..
Other British Possessions	..	11	229
TOTAL BRITISH EMPIRE	33,996	40,228	38,454	39,397	36,220	9,24,409	10,96,258	10,48,486	11,07,875	11,10,493
Germany	17	2,408	..
Belgium	125	10,507
Sumatra	5	57	100	2,195
Japan	310	37	8,077	1,502
Other Foreign Countries	6	18	20	175	613	1	6	778
TOTAL FOREIGN COUNTRIES	316	18	125	22	114	8,852	613	10,508	2,514	4,475
Share of Bengal	31,112	36,957	35,418	35,454	33,266	8,24,347	9,88,520	9,46,398	9,71,991	9,22,775
" Bombay	759	604	736	1,301	672	23,348	21,032	31,921	39,096	30,036
" Sind	..	11	229
" Madras	667	675	526	730	576	24,201	23,634	18,873	19,346	20,073
" Burma	1,374	1,929	1,899	2,034	1,620	52,365	63,454	61,752	79,457	72,085
TOTAL	34,312	40,246	38,579	39,419	36,334	9,33,261	10,96,869	10,58,944	11,10,369	11,14,968
<i>Dyes obtained from Coal Tar—</i>										
<i>Aizarine (III. E)—</i>	Lbs.	Lbs.	Lbs.	Lbs.	Lbs.					
United Kingdom	877,845	2,431,447	437,642	585,289	741,872	8,23,244	19,84,865	2,66,856	3,87,438	3,94,073
Gibraltar	18,390	14,380	..
Ceylon	123	2,240	75	2,150
TOTAL BRITISH EMPIRE	877,845	2,431,447	437,642	603,802	744,112	8,23,244	19,84,865	2,66,856	4,01,873	3,96,223
Sweden	672	..	2,800	480	..	1,426
Denmark	6,720	10,080
Germany	3,127,072	2,807,221	5,326,472	649,544	2,991,139	24,26,569	21,51,470	35,72,852	5,24,650	19,34,620
Netherlands	679,694	599,122	1,073,757	329,274	999,816	6,14,221	4,73,461	7,56,644	2,82,953	6,99,258
Belgium	470,058	93,552	995,115	239,396	163,887	5,45,448	74,430	7,80,317	1,49,536	1,04,939
France	..	13,700	..	2,270	9,520	..	11,830	..	1,036	4,541
Switzerland	415	28,232	82,652	204	15,127	42,891
Italy	15,120	11,122	3,248	..	60,737	12,856	8,175	1,470	..	37,133
Czechoslovakia	84,124	38,700	73,080	38,000
Java	1,680	1,050	..
Japan	..	335	13,225	300	252	11,300	165	..
United States of America—Via Atlantic Coast	25,028	13,609	19,931	4,803
Other Foreign Countries	1,080	540
TOTAL FOREIGN COUNTRIES	4,407,816	3,377,421	7,413,984	1,250,696	4,800,551	35,01,285	27,87,421	51,24,406	9,74,518	28,24,866
Share of Bengal	146,024	165,407	174,680	20,100	125,212	1,09,640	1,11,321	1,13,409	16,539	66,999
" Bombay	3,473,640	4,128,752	5,241,099	9,59,472	3,386,566	26,38,001	32,39,263	34,47,664	6,31,045	20,24,752
" Sind	260,963	212,402	625,717	82,116	210,481	2,17,479	1,73,371	4,03,916	45,605	1,33,375
" Madras	1,409,029	1,302,307	1,310,130	792,810	1,322,404	13,59,403	12,27,331	14,26,373	6,86,292	9,95,965
TOTAL	5,285,661	5,808,808	7,851,626	1,854,498	5,044,653	43,24,529	47,52,286	53,91,262	13,76,391	32,21,031
<i>Amiline (III. E)—</i>	Lbs.	Lbs.	Lbs.	Lbs.	Lbs.					
United Kingdom	442,916	297,446	239,387	470,295	443,291	11,77,269	7,34,193	5,08,290	7,41,025	6,85,326
Aden and Dependencies	100	924	225	300	4,319	250	3,425	300	400	9,238
Ceylon	..	437	..	1,551	1,500	..	3,606	..
Hankow	3,360	9,615
Other British Possessions	105	254	445	121	..	478	1,592	806	300	..
TOTAL BRITISH EMPIRE	443,121	299,061	243,417	472,267	447,610	11,77,997	7,40,715	5,19,014	7,45,331	6,94,564

No. 13—continued

ARTICLES, AND COUNTRIES OF CONSIGNMENT; ALSO SHARE OF EACH PROVINCE	QUANTITY					VALUE				
	1922-23	1923-24	1924-25	1925-26	1926-27	1922-23	1923-24	1924-25	1925-26	1926-27
Dyeing and Tanning sub- stances—continued										
<i>Dyes obtained from Coal Tar—continued</i>										
Aniline (III. E)—continued	Lbs.	Lbs.	Lbs.	Lbs.	Lbs.					
Georgia	3,370	6,345
Sweden	458	1,031	..
Norway	630	2,390	2,840	1,169
Denmark	500	2,600
Germany	6,728,410	8,581,350	8,256,818	4,862,499	6,001,810	1,68,41,905	1,58,36,143	1,55,40,472	76,59,246	84,02,564
Netherlands	243,955	685,067	821,754	497,286	410,714	7,70,584	13,70,168	14,18,258	9,18,707	7,52,966
Belgium	532,697	178,677	499,780	231,933	359,007	11,90,197	3,90,172	8,53,067	3,95,245	7,12,573
France	4,317	6,443	11,762	100,103	83,440	9,709	10,284	20,905	1,64,434	1,46,110
Switzerland	53,269	250,420	253,376	577,850	403,943	1,61,356	6,63,335	5,87,333	11,22,000	7,10,427
Italy	21,468	22,112	77,341	109,244	267,727	93,767	65,692	2,09,248	2,19,647	4,09,402
Austria	..	220	..	1,223	8,980	..	777	..	3,470	4,832
Hungary	448	1,615
Czechoslovakia	5,594	220	..	3,983	377	..
Native States in Arabia other than Maskat Territory and Trucial Oman	600	1,200
China (exclusive of Hong- kong and Macao)	7,581	9,180	34,843	2,068	2,228	15,591	35,512	11,650	6,110	4,400
Japan	9,419	32,443	11,689	24,127	13,638	39,495	54,957	27,115	54,595	26,677
Portuguese East Africa	4,193	8,430	..
United States of America—										
Via Atlantic Coast	691,205	819,429	642,911	1,571,110	1,951,513	9,23,523	10,87,958	9,39,449	16,50,814	19,26,480
" Pacific	1,078	2,715
Other Foreign Countries	500	..	330	1,022	..	5,240
TOTAL FOREIGN COUNTRIES	8,298,806	10,510,346	10,616,254	7,982,914	9,509,208	1,90,49,187	1,95,14,998	1,97,13,937	1,21,94,016	1,31,08,079
<i>Share of Bengal</i>	<i>204,386</i>	<i>447,494</i>	<i>599,903</i>	<i>596,197</i>	<i>720,435</i>	<i>6,67,345</i>	<i>9,85,338</i>	<i>10,78,766</i>	<i>3,08,473</i>	<i>10,65,950</i>
" Bombay	7,915,470	9,430,727	8,978,493	6,735,201	7,874,291	1,73,76,056	1,71,13,790	1,65,40,775	93,69,333	1,03,45,443
" Sind	265,364	432,228	333,443	267,731	320,539	3,86,435	3,13,603	7,30,105	4,34,137	4,87,330
" Madras	324,511	434,540	771,787	718,234	934,813	3,31,253	11,24,062	15,76,972	12,70,551	16,62,116
" Burma	34,298	74,413	129,045	137,063	106,740	3,43,051	2,08,675	3,13,334	3,19,304	2,41,265
TOTAL	8,741,929	10,809,407	10,858,671	8,455,181	9,956,818	2,02,27,184	2,02,55,713	2,02,32,051	1,29,39,347	1,38,02,643
Others (III. E)—	Lbs.	Lbs.	Lbs.	Lbs.	Lbs.					
United Kingdom	4,719	2,544	270	20	410	7,836	3,087	1,216	908	840
Other British Possessions	111	243
TOTAL BRITISH EMPIRE	4,830	2,544	270	20	410	8,084	3,087	1,216	908	840
Germany	63,686	50,728	1,120	2,691	2,688	1,03,187	83,488	560	6,182	2,644
Netherlands	5,305	224	..	2,595	347	..
Belgium	..	500	724	..	500	1,349
Czechoslovakia	4,476	2,812
Borneo (Dutch)	..	150	2,230
United States of America—										
Via Atlantic Coast	9,085	3,370	1,885	16,893	6,187	1,615
Other Foreign Countries	..	100	125
TOTAL FOREIGN COUNTRIES	87,402	54,848	1,120	2,915	5,297	1,25,437	92,590	560	6,529	5,608
<i>Share of Bengal</i>	<i>63,988</i>	<i>43,496</i>	<i>..</i>	<i>..</i>	<i>..</i>	<i>1,16,106</i>	<i>73,602</i>	<i>..</i>	<i>..</i>	<i>..</i>
" Bombay	1,120	167	560	710	..
" Sind	26	76	..	106
" Madras	3,915	50	370	2,161	5,159	6,771	331	1,110	6,339	4,914
" Burma	14,303	3,348	..	17	543	11,817	22,784	..	335	1,504
TOTAL	92,332	57,392	1,390	2,935	5,707	1,38,571	95,617	1,766	7,437	6,448
Total Dyes obtained from Coal Tar—	Lbs.	Lbs.	Lbs.	Lbs.	Lbs.					
United Kingdom	1,325,480	2,731,437	677,299	1,055,604	1,185,573	20,08,349	27,22,150	7,76,362	11,29,371	10,80,239
Gibraltar	18,390	14,390	..
Aden and Dependencies	100	924	225	300	4,319	250	3,425	300	400	9,223
Ceylon	..	437	..	1,674	2,240	20	1,500	..	3,681	2,150
Hongkong	3,360	9,618
Other British Possessions	216	254	445	121	..	706	1,592	806	300	..
TOTAL BRITISH EMPIRE	1,325,796	2,733,052	681,329	1,076,069	1,192,132	20,09,325	27,23,667	7,87,066	11,49,112	10,91,627

ARTICLES, AND COUNTRIES OF CONSIGNMENT; ALSO SHARE OF EACH PROVINCE	QUANTITY					VALUE				
	1922-23	1923-24	1924-25	1925-26	1926-27	1922-23	1923-24	1924-25	1925-26	1926-27
Dyeing and Tanning substances—continued						R	R	R	R	R
<i>Total Dyes obtained from Coal Tar—continued</i>	Lbs.	Lbs.	Lbs.	Lbs.	Lbs.					
Georgia	3,370	6,845
Sweden	100	..	672	458	2,800	272	..	480	1,031	1,426
Norway	630	2,390	2,840	1,160
Denmark	7,220	12,580
Germany	9,922,018	11,189,299	13,583,910	5,514,734	8,995,637	1,83,71,661	1,80,71,101	1,91,13,874	81,90,078	1,03,30,823
Netherlands	923,954	1,264,189	1,895,511	826,784	1,410,530	13,87,400	18,49,629	22,74,902	12,02,007	14,52,224
Belgium	1,002,955	267,729	1,494,895	471,329	513,618	15,35,645	4,65,102	16,33,384	5,44,781	6,18,861
France	4,317	20,143	11,762	102,373	92,960	9,709	22,114	20,905	1,55,470	1,50,651
Switzerland	53,259	250,520	358,791	606,082	486,595	1,51,356	6,63,460	5,87,537	11,87,127	7,58,318
Italy	36,588	33,234	80,589	109,244	328,464	1,06,623	73,867	2,10,718	2,19,647	4,40,535
Austria	220	..	1,223	8,980	..	777	..	3,470	4,832
Hungary	448	1,615
Czechoslovakia	94,194	38,700	..	220	..	79,875	38,000	..	377	..
Native States in Arabia other than Masaka Territory and Trucial Oman	600	1,200
Borneo (Dutch)	150	360	2,230	5,200
Java	4,343	7,160	..
China (exclusive of Hong-kong and Macao)	7,581	9,180	34,343	24,127	2,223	15,591	35,512	11,650	54,505	4,460
Japan	9,419	32,783	24,914	4,493	13,633	39,495	55,209	39,014	8,596	28,677
United States of America—										
<i>Vid Atlantic Coast</i>	725,318	836,468	642,911	1,571,110	1,953,398	9,59,447	10,98,948	9,89,449	16,50,314	19,28,054
" Pacific "	1,073	2,715
Other Foreign Countries	400	..	1,100	750	..	580
TOTAL FOREIGN COUNTRIES	12 704,026	13,942,615	18,030,358	9,236,525	13,815,056	2,26,75,959	2,23,74,949	2,46,38,893	1,81,75,063	1,59,38,495
<i>Share of Bengal</i>	<i>419,298</i>	<i>661,397</i>	<i>765,583</i>	<i>616,397</i>	<i>845,647</i>	<i>7,92,699</i>	<i>11,69,416</i>	<i>11,86,174</i>	<i>9,09,012</i>	<i>11,32,949</i>
" Bombay	11,394,110	13,559,479	14,230,712	7,694,940	11,260,357	2,05,13,051	2,03,58,053	1,99,33,989	1,06,01,337	1,33,70,194
" Sind	464,353	644,630	1,014,160	349,347	531,020	8,03,039	9,92,474	11,34,127	5,89,742	6,31,255
" Madras	1,733,455	1,726,397	2,582,137	1,514,445	2,262,376	21,97,427	23,63,214	30,04,355	19,62,592	26,62,965
" Burma	108,601	33,264	129,045	137,033	107,233	3,79,663	2,31,459	3,12,334	3,30,692	2,42,759
TOTAL	14,119,822	16,875,607	18,711,687	10,312,614	15,007,188	2,46,85,284	2,51,03,616	2,56,25,970	1,43,22,175	1,70,30,122
Indigo, synthetic (III. E)—	Cwts.	Cwts.	Cwts.	Cwts.	Cwts.					
United Kingdom	8	1,440
Aden and Dependencies	35	9,760
Other British Possessions	7	1
TOTAL BRITISH EMPIRE	..	35	8	..	9,767	1	..	1,440
Germany	1,107	828	314	..	43	4,16,823	2,85,610	1,03,412	..	8,344
Netherlands	120	142	65	43,898	55,088	22,170
Belgium	45	50	16,852	12,600
France	20	12	4,483	2,068	..
Switzerland	13	..	83	2	..	4,685	..	33,355	474	..
Italy	102	37,260
China (exclusive of Hong-kong and Macao)	19	2,146	..
EGYPT*	3	930
United States of America—										
<i>Vid Atlantic Coast</i>	..	173	18,478
TOTAL FOREIGN COUNTRIES	1,285	1,196	589	33	43	4,82,261	3,72,701	2,05,785	4,688	8,344
<i>Share of Bombay</i>	<i>1,285</i>	<i>1,214</i>	<i>589</i>	<i>23</i>	<i>..</i>	<i>4,82,261</i>	<i>3,72,361</i>	<i>2,05,785</i>	<i>3,722</i>	<i>..</i>
" Madras	17	..	10	55	..	6,100	..	1,960	9,741
" Burma	1	..	7	1	..	43
TOTAL	1,285	1,231	589	33	59	4,82,261	3,82,468	2,05,786	4,688	9,784

No. 13—continued

ARTICLES, AND COUNTRIES OF CONSIGNMENT; ALSO SHARE OF EACH PROVINCE	QUANTITY					VALUE				
	1922-23	1923-24	1924-25	1925-26	1926-27	1922-23	1923-24	1924-25	1925-26	1926-27
Dyeing and Tanning sub- stances—continued							R	R	R	R
Myrobalan extracts (III. E)—	Cwts.	Cwts.	Cwts.	Cwts.	Cwts.					
United Kingdom	49	124	244	83	264	655	1,594	2,755	535	3,018
Mesopotamia	157	8,000	..
Ceylon	3	35
TOTAL BRITISH EMPIRE	49	124	244	240	267	655	1,594	2,755	8,535	3,053
France	40	1,500	..
Spain	288	18,866
Other Foreign Countries	3	..	183	20	..	798	..
TOTAL FOREIGN COUNTRIES	..	3	288	223	20	18,866	2,298	..
<i>Share of Bengal</i>	..	3
<i> " Bombay</i>	49	124	532	653	267	655	1,594	21,631	10,873	3,653
<i> " Madras</i>
TOTAL	49	127	532	463	267	655	1,614	21,631	10,878	3,653
Saffron (III. E)—	Lbs.	Lbs.	Lbs.	Lbs.	Lbs.					
United Kingdom	158	334	162	56	20	12,451	23,306	6,983	1,900	1,270
Gibraltar	9,209	4,466	3,012	3,224	7,184	4,08,029	1,77,029	3,02,768	2,82,142	3,81,396
Mesopotamia	480	23,030	..
Bahrain Islands	48	4,000
Hongkong	108	1,412
Other British Possessions	23	392	..	9	..	56	784	..	169
TOTAL BRITISH EMPIRE	9,367	4,848	3,674	3,760	7,261	4,20,480	2,00,891	3,11,897	3,08,032	3,86,841
Germany	449	1,886	..
France	22,453	51,040	11,586	11,640	27,991	6,15,866	7,69,566	3,05,205	5,35,835	6,85,492
Spain	8,806	17,862	27,764	9,181	17,464	1,86,679	3,08,137	5,42,464	5,02,199	3,75,740
Switzerland	3,390	50	6,730	2,565
Italy	50	1,785
Persia	21	1,932
Siam	52	1,073
Other Foreign Countries	15	35
TOTAL FOREIGN COUNTRIES	31,274	68,902	39,423	24,660	45,555	8,02,580	10,77,703	8,51,274	10,47,756	10,15,582
<i>Share of Bengal</i>	56	420	1,505	3,248	26,462	16,987
<i> " Bombay</i>	40,621	73,712	42,704	28,000	51,053	12,21,220	12,73,510	11,56,071	13,29,326	13,83,122
<i> " Sind</i>	309	..	198	3,347	..	3,254
<i> " Madras</i>	20	..	23	1,200	..	3
<i> " Burma</i>	..	38	84	2
TOTAL	40,841	73,750	43,097	28,420	52,816	12,23,020	12,78,594	11,68,171	13,55,788	14,02,123
Other sorts (including lac- dye) (III. E)—	Cwts.	Cwts.	Cwts.	Cwts.	Cwts.					
United Kingdom	487	2,706	1,205	2,923	963	44,546	89,360	49,977	67,593	32,843
Cyprus	19	3,719
Aden and Dependencies	117	..	16	..	6	3,372	..	55	..
Mesopotamia	2,279	1,308	1,588	328	3,329	84,498	42,278	61,344	12,235	1,23,557
Ceylon	191	501	329	76	47	689	13,014	2,980	670	351
Straits Settlements (including Labuan)	193	3,308	554	109	21	3,054	96,918	16,519	2,184	661
Hongkong	89	6,016	4,456	36	1	1,066	1,91,319	1,01,650	659	18
Natal	885	740	18,032	2,676	11,560	1,39,726	..
Kenya Colony	1,972	2	116	12,322	40	117
New South Wales	20
<i>Australian Commonwealth (Total)</i>	20
Other British Possessions	18	144
TOTAL BRITISH EMPIRE	3,163	14,359	10,844	21,522	4,477	1,37,598	4,89,081	2,56,352	2,23,212	1,57,547
Germany	166	79	110	1,245	2,146	9,549	5,573	6,291	41,332	2,57,233
Netherlands	40	1	110	28	106	6,925	50	2,976	946	14,746
Belgium	20	1	19	462	682	1,255	170	577	12,571	1,22,016
France	4	..	1	32	74	1,299	..	126	2,143	2,180
Switzerland	5	1,050	..
Italy	6	5	..	7,322
Czechoslovakia	80	5,740
Persia	343	7	288	67	427	6,834	202	7,236	1,400	5,924
Java	40	4,526	15
China (exclusive of Hongkong and Macao)	16,749	7,099	45	5,30,724	1,75,987	1,054	..
Japan	1	..	20	510	..	19	..	1,440	2,439	..

ARTICLES, AND COUNTRIES OF CONSIGNMENT; ALSO SHARE OF EACH PROVINCE	QUANTITY					VALUE				
	1922-23	1923-24	1924-25	1925-26	1926-27	1922-23	1923-24	1924-25	1925-26	1926-27
Dyeing and Tanning substances—continued						R	R	R	R	R
<i>Other sorts (including Lac-dye) (L.I. E)—continued</i>	Cwts.	Cwts.	Cwts.	Cwts.	Cwts.					
United States of America—										
W Atlantic Coast	698	1,087	846	979	644	26,304	32,286	33,714	20,622	9,831
Other Foreign Countries	..	74	4	315	..	1	936	682	463	..
TOTAL FOREIGN COUNTRIES	1,382	17,998	8,477	3,708	4,085	62,452	5,69,940	2,29,044	84,110	4,19,767
Share of Bengal	553	27,876	12,687	266	166	20,439	2,77,092	3,25,220	7,931	3,636
" Bombay	2,667	3,347	4,770	20,615	4,384	97,119	95,929	99,438	2,02,326	1,61,529
" Sind	20	2	4	346	128	1,171	333	319	1,591	1,681
" Madras	1,264	1,093	1,915	4,020	3,373	67,318	32,615	55,887	83,293	4,14,042
" Burma	41	39	32	93	11	3,462	3,052	4,632	12,121	1,426
TOTAL	4,550	32,357	19,321	25,230	8,562	2,00,050	10,09,021	4,85,396	3,07,822	5,77,314
Total value of Dyeing and Tanning substances—										
United Kingdom	—	—	—	—	—	21,04,703	28,39,061	8,76,672	12,18,374	11,20,800
Gibraltar	—	—	—	—	—	4,08,029	1,77,029	3,02,768	2,06,502	3,81,396
Cyprus	—	—	—	—	—	3,719
Aden and Dependencies	—	—	—	—	—	1,868	19,870	414	655	9,238
Mesopotamia	—	—	—	—	—	84,498	43,492	61,854	44,215	1,22,567
Bahrain Islands	—	—	—	—	—	4,006
Ceylon	—	—	—	—	—	1,182	21,686	7,917	8,208	5,468
Straits Settlements (including Labuan)	—	—	—	—	—	9,88,193	11,88,403	10,40,474	10,07,597	11,13,383
Hongkong	—	—	—	—	—	1,066	1,91,319	1,12,680	13,159	18
Kenya Colony	—	—	—	—	—	12,322	344	6,719
Natal	—	—	—	—	—	86,897	38,594	1,64,079	3,59,512	3,30,396
Other British Possessions	—	—	—	—	—	470	144	188	300	..
TOTAL BRITISH EMPIRE	—	—	—	—	—	36,30,625	45,69,598	25,80,268	35,38,861	36,03,981
Georgia	—	—	—	—	—	6,845
Sweden	—	—	—	—	—	272	..	480	1,031	1,426
Norway	—	—	—	—	—	2,840	1,169
Denmark	—	—	—	—	—	12,580
Germany	—	—	—	—	—	1,87,98,036	1,83,62,284	1,92,28,577	82,35,705	1,06,05,405
Netherlands	—	—	—	—	—	14,38,223	19,03,762	23,00,048	12,02,958	14,67,020
Belgium	—	—	—	—	—	15,53,752	4,77,872	16,44,468	5,57,352	9,40,877
France	—	—	—	—	—	8,07,898	11,47,943	6,02,191	9,17,271	11,16,896
Spain	—	—	—	—	—	2,32,718	3,40,186	5,61,920	5,05,619	3,75,740
Switzerland	—	—	—	—	—	1,56,041	6,63,460	6,20,392	11,45,437	7,55,883
Italy	—	—	—	—	—	1,06,623	73,807	2,48,088	2,19,647	4,59,697
Austria	—	—	—	—	—	..	777	..	3,470	4,832
Hungary	—	—	—	—	—	1,616
Czechoslovakia	—	—	—	—	—	85,615	38,000	..	377	..
Native States in Arabia other than Mascat Territory and Trucial Oman	—	—	—	—	—	1,200
Persia	—	—	—	—	—	6,834	202	9,768	1,490	5,924
Sumatra	—	—	—	—	—	100	2,196
Java	—	—	—	—	—	4,701	613	40	7,166	743
Borneo (Dutch)	—	—	—	—	—	..	2,230	5,200
Siam	—	—	—	—	—	750	..	1,716	6	..
China (exclusive of Hongkong and Macao)	—	—	—	—	—	15,591	5,66,236	1,87,687	71,984	4,460
Japan	—	—	—	—	—	48,191	55,209	40,454	11,628	30,179
Egypt*	—	—	—	—	—	..	942	..	310	..
Canary Islands	—	—	—	—	—	15,205	1,19,566	..
United States of America—										
W Atlantic Coast	—	—	—	—	—	9,85,916	11,49,732	10,21,878	16,76,075	19,37,836
" Pacific "	—	—	—	—	—	2,715
Other Foreign Countries	—	—	—	—	—	36	479	..	133	..
TOTAL FOREIGN COUNTRIES	—	—	—	—	—	2,42,69,382	2,47,83,794	2,64,89,357	1,46,72,126	1,77,18,791

* Shown as a Foreign Country from 1923-24.

No. 13—continued

ARTICLES, AND COUNTRIES OF CONSIGNMENT; ALSO SHARE OF EACH PROVINCE	QUANTITY					VALUE				
	1922-23	1923-24	1924-25	1925-26	1926-27	1922-23	1923-24	1924-25	1925-26	1926-27
Dyeing and Tanning substances—concluded						R	R	R	R	R
<i>Total value of Dyeing and Tanning substances—continued</i>										
Share of Bengal	—	—	—	—	—	—	—	—	—	—
" Bombay	—	—	—	—	—	16,57,281	30,26,230	24,61,145	19,15,396	21,55,071
" Sind	—	—	—	—	—	2,26,56,614	2,25,19,523	2,18,41,291	1,86,55,530	1,42,60,439
" Madras	—	—	—	—	—	4,05,112	9,93,035	11,51,422	5,45,101	6,26,312
" Burma	—	—	—	—	—	23,22,296	25,05,419	32,37,027	26,82,530	39,62,160
TOTAL	—	—	—	—	—	4,48,054	2,99,125	3,78,620	4,12,330	3,15,900
Earthenware and Porcelain—										
Earthenware—										
Pipes of earthenware (III. H)	Cwts.	Cwts.	Cwts.	Cwts.	Cwts.					
United Kingdom	21,969	22,960	36,050	42,866	12,860	2,64,151	2,16,253	2,43,691	2,78,393	89,250
Other British Possessions	..	30	351	7
TOTAL BRITISH EMPIRE	21,969	22,990	36,050	42,866	12,860	2,64,151	2,16,604	2,43,691	2,78,393	89,257
Belgium	..	1,835	1,875	2,993	2,369	..	13,413	11,322	14,855	14,101
Czechoslovakia	350	3,000
United States of America—										
Via Atlantic Coast	..	5,568	83,625
Other Foreign Countries	33	142	88	1	..	343	734	710	163	..
TOTAL FOREIGN COUNTRIES	33	7,545	2,314	2,994	2,369	343	97,772	15,032	15,018	14,101
Share of Bengal	100	32	2,867	22	386
" Bombay	12,722	12,830	14,897	2,667	30	1,40,153	1,29,203	1,15,814	23,093	710
" Sind	116	2,745	2,195	2,994	2,369	1,492	20,774	13,380	15,013	14,101
" Madras	3,584	14,529	19,653	40,022	10,652	1,14,595	1,61,524	1,17,771	2,53,980	70,924
" Burma	420	371	1,319	117	2,146	5,337	2,793	11,253	4,220	17,033
TOTAL	22,002	30,535	38,364	45,860	15,229	2,64,494	3,14,376	2,58,723	2,93,411	1,03,358
Sanitary ware (III. H) (a)—										
United Kingdom	—	—	—	—	—	—	4,55,537	4,54,402	4,76,272	6,04,366
Ceylon	—	—	—	—	—	—	21	41	..	1,056
Other British Possessions	—	—	—	—	—	—	37	..	202	..
TOTAL BRITISH EMPIRE	—	—	—	—	—	—	4,55,595	4,54,443	4,76,474	6,05,422
Germany	—	—	—	—	—	—	12,904	5,167	925	15,594
Belgium	—	—	—	—	—	—	..	1,417	3,402	3,108
France	—	—	—	—	—	—	..	462	725	14,135
Czechoslovakia	—	—	—	—	—	—	3,360
Japan	—	—	—	—	—	—	..	2,089
United States of America—										
Via Atlantic Coast	—	—	—	—	—	—	3,024	349	2,122	3,985
Other Foreign Countries	—	—	—	—	—	—	599	440	..	784
TOTAL FOREIGN COUNTRIES	—	—	—	—	—	—	10,597	9,914	7,244	40,965
Share of Bengal	—	—	—	—	—	—	65,361	29,503	1,46,922	1,12,369
" Bombay	—	—	—	—	—	—	2,99,076	2,42,121	1,76,093	3,42,638
" Sind	—	—	—	—	—	—	23,599	48,417	62,391	44,730
" Madras	—	—	—	—	—	—	25,011	33,457	36,947	40,609
" Burma	—	—	—	—	—	—	48,054	49,799	72,705	1,69,542
TOTAL	—	—	—	—	—	—	4,72,102	4,64,357	4,83,718	7,06,378
Other kinds (III. H) (a)—										
United Kingdom	—	—	—	—	—	—	21,90,969	20,49,396	18,79,815	19,95,240
Ceylon	—	—	—	—	—	—	15,467	8,160	4,840	4,054
Straits Settlements (including Labuan)	—	—	—	—	—	—	1,15,190	99,613	69,536	81,956
Hongkong	—	—	—	—	—	—	1,30,663	97,701	55,779	72,399
Western Australia	—	—	—	—	—	—	23	18	..	10
Victoria	—	—	—	—	—	—	130	60
New South Wales	—	—	—	—	—	—	1,033	..	220	5
Australian Commonwealth (Total)	—	—	—	—	—	—	1,201	18	320	75
Other British Possessions	—	—	—	—	—	—	369	2,006	996	1,263
TOTAL BRITISH EMPIRE	—	—	—	—	—	—	24,54,379	22,54,994	20,11,186	21,54,977

(a) Separately recorded from 1923-24.

ARTICLES, AND COUNTRIES OF CONSIGNMENT; ALSO SHARE OF EACH PROVINCE	QUANTITY					VALUE				
	1922-23	1923-24	1924-25	1925-26	1926-27	1922-23	1923-24	1924-25	1925-26	1926-27
Earthenware and Porcelain—continued.						R		R	R	R
Earthenware—continued.										
Other kinds (III H) (a)—contd.										
Germany	—	—	—	—	—	—	3,50,853	3,91,742	3,44,218	3,80,940
Netherlands	—	—	—	—	—	—	1,14,429	3,11,035	2,03,159	5,82,152
Belgium	—	—	—	—	—	—	1,56,700	1,29,810	1,14,600	1,18,656
France	—	—	—	—	—	—	8,513	10,543	24,726	85,063
Italy	—	—	—	—	—	—	64,884	79,096	31,753	25,242
Austria	—	—	—	—	—	—	10,914	12,291	6,653	15,533
Czechoslovakia	—	—	—	—	—	—	2,587	7,241	3,954	11,278
Persia	—	—	—	—	—	—	..	2,657	438	34
China (exclusive of Hongkong and Macao)	—	—	—	—	—	—	1,82,590	1,32,726	61,069	73,591
Japan	—	—	—	—	—	—	8,47,984	11,11,887	13,94,554	10,63,724
United States of America— Via Atlantic Coast	—	—	—	—	—	—	10,304	11,933	4,457	1,17,160
.. Pacific	—	—	—	—	—	—	..	4	226	..
Other Foreign Countries	—	—	—	—	—	—	2,432	1,549	650	1,160
TOTAL FOREIGN COUNTRIES	—	—	—	—	—	—	17,52,130	22,02,564	21,90,457	24,29,533
Share of Bengal	—	—	—	—	—	—	8,51,385	9,33,650	7,94,531	11,65,048
.. Bombay	—	—	—	—	—	—	14,91,534	12,67,439	10,89,213	12,61,955
.. Sind	—	—	—	—	—	—	85,954	1,26,566	79,412	77,190
.. Madras	—	—	—	—	—	—	3,88,640	3,31,498	2,75,351	4,33,043
.. Burma	—	—	—	—	—	—	13,88,496	18,00,305	19,63,136	16,47,274
TOTAL	—	—	—	—	—	—	42,06,509	44,59,458	42,01,643	45,84,510
Total value of Earthenware										
United Kingdom	—	—	—	—	—	39,08,355	28,62,779	27,47,489	26,34,480	27,48,846
Ceylon	—	—	—	—	—	12,535	15,839	3,201	4,840	5,110
Straits Settlements (including Labuan)	—	—	—	—	—	1,55,766	1,15,220	99,613	69,538	81,956
Hongkong	—	—	—	—	—	2,15,122	1,30,663	97,701	55,779	72,389
Western Australia	—	—	—	—	—	..	33	18	..	10
Victoria	—	—	—	—	—	125	130	60
New South Wales	—	—	—	—	—	1,010	1,038	..	220	5
Australian Commonwealth (Total)	—	—	—	—	—	1,135	1,201	18	220	75
Other British Possessions	—	—	—	—	—	1,415	376	2,006	1,196	1,270
TOTAL BRITISH EMPIRE	—	—	—	—	—	42,94,328	31,26,578	29,55,028	27,66,053	29,09,646
Germany	—	—	—	—	—	3,05,595	3,64,551	3,97,615	3,45,316	3,96,534
Netherlands	—	—	—	—	—	1,11,367	1,14,429	3,11,475	2,03,159	5,82,986
Belgium	—	—	—	—	—	1,44,859	1,70,258	1,42,549	1,32,917	1,35,885
France	—	—	—	—	—	23,880	8,513	10,995	25,451	99,198
Spain	—	—	—	—	—	1,716
Switzerland	—	—	—	—	—	2,091	25	..	10	164
Italy	—	—	—	—	—	12,988	65,338	79,100	31,753	25,242
Austria	—	—	—	—	—	4,693	10,914	12,291	6,653	15,533
Czechoslovakia	—	—	—	—	—	1,294	2,587	10,241	3,954	14,638
Persia	—	—	—	—	—	940	437	2,657	438	34
Philippine Islands and Guam	—	—	—	—	—	3,150	6
China (exclusive of Hongkong and Macao)	—	—	—	—	—	2,34,984	1,82,590	1,32,726	61,069	73,591
Japan	—	—	—	—	—	11,93,802	8,47,984	11,13,979	13,94,554	10,63,724
United States of America— Via Atlantic Coast	—	—	—	—	—	13,676	96,963	12,332	6,579	1,21,145
.. Pacific	—	—	—	—	—	217	..	4	226	..
Other Foreign Countries	—	—	—	—	—	360	1,964	1,546	640	998
TOTAL FOREIGN COUNTRIES	—	—	—	—	—	20,60,412	18,66,499	22,27,510	22,12,719	24,84,600
Share of Bengal	—	—	—	—	—	8,96,081	9,17,768	10,23,153	9,40,553	12,73,799
.. Bombay	—	—	—	—	—	20,75,880	19,20,473	16,26,434	12,87,999	16,05,303
.. Sind	—	—	—	—	—	3,45,981	1,40,318	1,88,863	1,46,721	1,36,021
.. Madras	—	—	—	—	—	4,09,144	5,75,175	4,82,726	5,66,278	6,59,276
.. Burma	—	—	—	—	—	26,27,654	14,39,343	18,61,362	20,37,221	16,23,354
TOTAL	—	—	—	—	—	68,54,740	49,93,077	51,82,538	49,78,772	53,94,245

(a) Separately recorded from 1923-24.

No. 18—continued

ARTICLES, AND COUNTRIES OF CONSIGNMENT ALSO SHARE OF EACH PROVINCE	QUANTITY					VALUE				
	1922-23	1923-24	1924-25	1925-26	1926-27	1922-23	1923-24	1924-25	1925-26	1926-27
						₹	₹	₹	₹	₹
Earthenware and Porcelain—continued										
Electrical (III. H)—										
United Kingdom	—	—	—	—	—	1,23,683	28,439	17,859	29,077	44,052
Mesopotamia	—	—	—	—	—	1,085	..
Other British Possessions	—	—	—	—	—	..	145	..	575	..
TOTAL BRITISH EMPIRE	—	—	—	—	—	1,23,683	28,584	17,859	30,687	44,052
Germany	—	—	—	—	—	16,108	1,405	16,323	46,680	65,747
Belgium	—	—	—	—	—	2,198	145
Japan	—	—	—	—	—	25,224	6,605	33,644	1,85,898	30,004
United States of America—										
<i>Via Atlantic Coast</i>	—	—	—	—	—	20,614	22,632	433	2,347	2,964
Other Foreign Countries	—	—	—	—	—	..	5	149	54	526
TOTAL FOREIGN COUNTRIES	—	—	—	—	—	71,789	30,737	50,605	2,34,979	78,386
Share of Bengal	—	—	—	—	—	25,086	31,396	6,879	9,945	6,482
" Bombay	—	—	—	—	—	1,27,232	23,309	50,323	83,146	96,399
" Sind	—	—	—	—	—	27,060	1,573	2,320	21,012	11,709
" Madras	—	—	—	—	—	..	9	2,403	2,861	3,087
" Burma	—	—	—	—	—	15,994	2,634	5,543	1,49,302	5,771
TOTAL	—	—	—	—	—	1,95,422	59,321	68,467	2,65,665	1,22,433
Other kinds (III. H)—										
United Kingdom	—	—	—	—	—	66,784	2,30,973	1,93,376	2,41,789	2,02,202
Ceylon	—	—	—	—	—	3,046	2,449	14,736	14,205	19,409
Straits Settlements (including Labuan)	—	—	—	—	—	1,907	3,076	7,979	12,662	10,965
Hongkong	—	—	—	—	—	5,646	3,746	1,297	5,146	2,283
Other British Possessions	—	—	—	—	—	235	10	180	853	228
TOTAL BRITISH EMPIRE	—	—	—	—	—	77,568	2,40,254	2,08,668	2,74,165	2,35,167
Russia—										
Northern Russia	—	—	—	—	—	5,117
Sweden	—	—	—	—	—	5,055	486	..
Germany	—	—	—	—	—	66,667	1,77,154	2,10,116	1,46,152	1,66,871
Netherlands	—	—	—	—	—	8,680	30,746	21,493	25,726	37,643
Belgium	—	—	—	—	—	..	13,980	44,937	15,020	27,322
France	—	—	—	—	—	7,048	6,280	9,608	3,932	20,186
Italy	—	—	—	—	—	3,333	4,052	257	7,856	14,446
Austria	—	—	—	—	—	2,633	189	3,739	2,965	2,483
Czechoslovakia	—	—	—	—	—	..	30	2,733	6,150	17,655
Mascat Territory and Trucial Oman	—	—	—	—	—	..	22	..	1,023	205
China (exclusive of Hongkong and Macao)	—	—	—	—	—	10,185	25,724	5,180	9,885	1,037
Japan	—	—	—	—	—	12,73,426	15,87,759	17,23,625	19,03,649	22,14,545
United States of America—										
<i>Via Atlantic Coast</i>	—	—	—	—	—	213	1,856	657	358	623
" Pacific "	—	—	—	—	—	251
Other Foreign Countries	—	—	—	—	—	5	412	435	866	345
TOTAL FOREIGN COUNTRIES	—	—	—	—	—	13,64,445	17,98,154	20,28,145	21,26,072	25,30,240
Share of Bengal	—	—	—	—	—	2,59,376	3,05,152	2,60,063	3,92,770	3,64,379
" Bombay	—	—	—	—	—	9,29,969	9,89,043	12,43,404	9,66,352	15,91,949
" Sind	—	—	—	—	—	62,354	3,67,157	2,51,630	3,03,293	3,12,266
" Madras	—	—	—	—	—	16,951	37,369	90,016	87,403	1,04,562
" Burma	—	—	—	—	—	1,74,334	3,49,637	3,71,020	6,67,419	3,91,731
TOTAL	—	—	—	—	—	14,42,013	20,38,408	22,66,213	24,00,237	27,65,427

GENERAL IMPORTS

No. 13—continued

ARTICLES, AND COUNTRIES OF CONSIGNMENT; ALSO SHARE OF EACH PROVINCE	QUANTITY					VALUE				
	1922-23	1923-24	1924-25	1925-26	1926-27	1922-23	1923-24	1924-25	1925-26	1926-27
Earthenware and Porcelain—concluded						R	R	R	R	R
<i>Total value of Earthenware and Porcelain—</i>										
United Kingdom	—	—	—	—	—	40,98,772	31,22,191	29,49,224	29,06,856	29,95,200
Mesopotamia	—	—	—	—	—	649	764	697	1,447	351
Ceylon	—	—	—	—	—	15,581	18,288	22,937	19,087	24,519
Straits Settlements (including Labuan)	—	—	—	—	—	1,57,678	1,18,441	1,07,592	82,733	92,921
Hongkong	—	—	—	—	—	2,20,768	1,34,400	98,998	60,925	74,672
Western Australia	—	—	—	—	—	—	33	18	—	18
Victoria	—	—	—	—	—	125	130	—	17	220
New South Wales	—	—	—	—	—	1,010	1,038	—	220	5
<i>Australian Commonwealth (Total)</i>	—	—	—	—	—	1,135	1,201	18	237	235
Other British Possessions	—	—	—	—	—	1,001	122	1,589	1,120	987
TOTAL BRITISH EMPIRE	—	—	—	—	—	44,95,579	33,95,406	31,80,955	30,70,905	31,88,885
Russia—										
Northern Russia	—	—	—	—	—	—	—	—	—	5,117
Sweden	—	—	—	—	—	—	—	5,068	721	58
Germany	—	—	—	—	—	3,80,365	5,43,110	6,24,063	5,38,148	6,30,632
Netherlands	—	—	—	—	—	1,20,047	1,45,180	3,33,111	2,28,835	5,70,769
Belgium	—	—	—	—	—	1,47,057	1,84,189	1,87,536	1,47,937	1,63,532
France	—	—	—	—	—	35,828	14,793	20,608	29,437	1,19,734
Spain	—	—	—	—	—	1,716	—	—	—	—
Switzerland	—	—	—	—	—	2,091	80	20	50	221
Italy	—	—	—	—	—	16,326	69,390	79,367	39,608	39,710
Austria	—	—	—	—	—	6,726	11,103	16,030	9,618	18,031
Czechoslovakia	—	—	—	—	—	1,294	2,617	12,979	12,104	32,449
Market Territory and Trucial Oman	—	—	—	—	—	216	32	—	1,028	25
Persia	—	—	—	—	—	945	452	2,907	438	34
Philippine Islands and Guam	—	—	—	—	—	3,150	6	—	—	—
China (exclusive of Hongkong and Macao)	—	—	—	—	—	2,45,119	2,08,254	1,87,906	70,954	74,678
Japan	—	—	—	—	—	24,93,852	23,92,438	28,71,245	34,84,101	33,12,273
United States of America—										
Via Atlantic Coast	—	—	—	—	—	40,508	1,21,451	13,472	9,284	1,24,737
“ Pacific “	—	—	—	—	—	217	—	255	226	—
Other Foreign Countries	—	—	—	—	—	144	2,306	1,706	1,231	1,225
TOTAL FOREIGN COUNTRIES	—	—	—	—	—	34,96,596	36,95,400	43,06,263	45,73,770	50,93,226
<i>Share of Bengal</i>	—	—	—	—	—	11,80,542	12,54,816	13,10,095	13,43,268	16,50,183
“ Bombay	—	—	—	—	—	31,43,131	29,32,826	29,30,660	23,37,497	32,92,531
“ Sind	—	—	—	—	—	4,25,425	4,99,048	4,43,363	4,71,026	4,59,995
“ Madras	—	—	—	—	—	4,25,195	6,12,553	5,75,176	6,48,942	6,57,995
“ Burma	—	—	—	—	—	28,17,882	17,91,664	22,37,925	28,43,948	22,21,606
TOTAL	—	—	—	—	—	79,92,175	70,90,806	74,87,218	76,44,675	82,82,111
Electroplated ware (III. D)—										
United Kingdom	—	—	—	—	—	5,64,370	4,77,303	4,39,614	4,70,650	6,02,511
Mesopotamia	—	—	—	—	—	1,480	322	25	80	124
Ceylon	—	—	—	—	—	6,576	3,663	2,304	2,436	7,339
Straits Settlements (including Labuan)	—	—	—	—	—	1,892	3,044	915	3,557	3,765
Hongkong	—	—	—	—	—	1,334	1,493	36	—	—
Mauritius and Dependencies	—	—	—	—	—	—	—	1,500	—	—
Western Australia	—	—	—	—	—	—	747	—	—	—
South Australia (including Northern Territory)	—	—	—	—	—	—	—	—	50	—
Victoria	—	—	—	—	—	—	—	450	40	400
New South Wales	—	—	—	—	—	100	296	114	4,725	75
<i>Australian Commonwealth (Total)</i>	—	—	—	—	—	100	1,043	564	4,815	475
Other British Possessions	—	—	—	—	—	780	80	460	278	117
TOTAL BRITISH EMPIRE	—	—	—	—	—	5,76,482	4,87,898	4,44,418	4,81,816	6,14,351

No. 18—continued

ARTICLES, AND COUNTRIES OF CONSIGNMENT; ALSO SHARE OF EACH PROVINCE	QUANTITY					VALUE				
	1922-23	1923-24	1924-25	1925-26	1926-27	1922-23	1923-24	1924-25	1925-26	1926-27
Electroplated ware (III. D)—continued						R	R	R	R	R
Denmark	—	—	—	—	—	..	87,486
Germany	—	—	—	—	—	45,565	27,018	26,092	23,000	20,523
Belgium	—	—	—	—	—	102	2,752	230	538	107
France	—	—	—	—	—	2,000	1,315	2,760	3,662	22,650
Switzerland	—	—	—	—	—	..	3,094	90
Italy	—	—	—	—	—	792	341	2,464	10,936	875
Austria	—	—	—	—	—	1,350	3,966	1,080	740	1,093
Java	—	—	—	—	—	2,000
China (exclusive of Hongkong and Macão)	—	—	—	—	—	754	905	429	1,615	2
Japan	—	—	—	—	—	423	972	15	1,372	150
Egypt*	—	—	—	—	—	—	197	20	..	1,600
United States of America—										
Via Atlantic Coast	—	—	—	—	—	12,024	15,589	7,226	4,704	8,616
" Pacific "	—	—	—	—	—	100
Other Foreign Countries	—	—	—	—	—	356	1,308	261	1,599	170
TOTAL FOREIGN COUNTRIES	—	—	—	—	—	63,366	1,44,958	42,577	58,106	50,976
Share of Bengal	—	—	—	—	—	1,65,230	1,65,873	1,73,845	1,56,076	1,95,212
" Bombay	—	—	—	—	—	2,58,068	2,42,275	1,51,309	1,73,713	2,50,983
" Sind	—	—	—	—	—	82,230	55,873	92,424	77,924	1,14,729
" Madras	—	—	—	—	—	69,294	30,749	27,369	66,352	52,564
" Burma	—	—	—	—	—	39,026	1,37,581	41,548	28,227	51,329
TOTAL	—	—	—	—	—	6,39,848	6,32,351	4,86,995	5,84,932	6,65,327
Feathers (II. S) (a)—	Lbs.	Lbs.								
United Kingdom	481	1,180	—	—	—	1,106	2,377	—	—	—
Other British Possessions	19	10	—	—	—	60	8	—	—	—
TOTAL BRITISH EMPIRE	500	1,190	—	—	—	1,166	2,385	—	—	—
Germany	12,152	—	—	—	..	14,997	—	—	—
China (exclusive of Hongkong and Macão)	10	2,419	—	—	—	28	6,947	—	—	—
Other Foreign Countries	5	231	—	—	—	153	620	—	—	—
TOTAL FOREIGN COUNTRIES	15	14,802	—	—	—	179	22,564	—	—	—
Share of Bengal	178	15,199	—	—	—	408	23,387	—	—	—
" Bombay	5	..	—	—	—	153	..	—	—	—
" Madras	180	542	—	—	—	268	1,310	—	—	—
" Burma	152	251	—	—	—	518	252	—	—	—
TOTAL	515	15,992	—	—	—	1,345	24,949	—	—	—
Fireworks (III. V)—	Lbs.	Lbs.	Lbs.	Lbs.	Lbs.					
United Kingdom	8,986	12,468	18,331	58,438	28,152	18,748	14,237	18,923	41,695	36,820
Mesopotamia	55	..	1,344	1,120	..	216	..	1,462	538	..
Ceylon	317	658	147	..	4,060	627	829	600	..	1,290
Straits Settlements (including Labuan)	420	72,056	15,536	36,000	274,936	1,139	30,865	8,743	12,113	72,909
Hongkong	2,854,316	2,211,539	2,439,023	2,185,586	3,074,157	6,56,676	5,20,386	6,14,202	6,62,113	9,55,868
Other British Possessions	652	604	423	201	..	676	404	789	664	..
TOTAL BRITISH EMPIRE	2,864,746	2,297,320	2,474,804	2,281,345	3,381,305	7,08,077	5,66,721	6,44,719	7,17,123	10,66,593
Germany	825,094	755,839	1,006,059	992,830	1,059,470	3,73,058	4,38,314	5,85,128	6,29,952	7,85,746
Belgium	896	..	1,814	18,589	10,794	4,100	..	3,198	17,920	14,913
France	4,205	530	9,349	12,014	33,196	8,895	785	12,721	14,944	41,113
Austria	66,688	34,623
China (exclusive of Hong- kong and Macão)	203,786	350,759	123,313	36,240	145,056	70,280	1,15,806	53,142	21,219	54,054 *
Japan	11,602	71,443	74,858	145,859	123,747	13,650	35,825	29,596	57,923	82,967
Other Foreign Countries	554	545	1,647	1,300	932	1,423	880	841	159	1,744
TOTAL FOREIGN COUNTRIES	1,046,087	1,179,116	1,216,540	1,208,332	1,444,833	4,71,406	5,91,560	6,34,626	7,42,122	10,15,160
Share of Bengal	358,935	276,609	446,319	301,027	336,605	2,18,403	1,69,556	2,74,515	2,30,122	2,92,375
" Bombay	2,848,858	2,200,652	2,383,249	2,351,696	3,631,014	7,29,360	6,92,040	7,55,524	9,07,938	14,41,876
" Sind	59,905	53,174	54,721	64,682	54,181	36,173	32,873	37,196	40,886	50,335
" Madras	104,833	236,168	195,448	171,850	139,364	51,336	1,31,800	1,00,646	1,06,996	96,860
" Burma	623,302	709,345	606,807	593,321	614,494	1,47,211	1,31,212	1,60,465	1,73,303	2,00,307
TOTAL	3,910,833	3,476,436	3,691,344	3,488,177	4,826,138	11,79,483	11,58,231	13,29,345	14,59,245	20,81,753

(a) Included in "All other Articles of merchandise" from 1924-25.
* Shown as a Foreign Country from 1923-24.

No. 13—continued

ARTICLES, AND COUNTRIES OF CONSIGNMENT; ALSO SHARE OF EACH PROVINCE	QUANTITY					VALUE				
	1922-23	1923-24	1924-25	1925-26	1926-27	1922-23	1923-24	1924-25	1925-26	1926-27
Fish (excluding canned fish)—						R	R	R	R	R
Fish, dry, unsalted (L.A.)—	Cwts.	Cwts.	Cwts.	Cwts.	Cwts.					
United Kingdom	5	4	1	19	1,317	449	456	166	484	89,662
Aden and Dependencies	35	..	56	35	343	483	..	496	150	1,885
Maldives	..	44	108	57	8	..	1,138	3,230	1,727	229
Ceylon	381	438	407	781	805	9,394	7,280	10,058	10,526	12,230
Straits Settlements (including Labuan)	1,167	105	235	588	2,228	45,254	7,388	11,985	80,332	73,279
Hongkong	511	651	690	1,008	614	59,258	65,023	65,848	82,472	41,125
Other British Possessions	..	2	12	1	54	..	50	16	5	1,116
TOTAL BRITISH EMPIRE	2,009	1,244	1,509	2,489	5,369	1,14,838	81,280	91,599	1,25,696	1,68,518
Germany	128	4,314
Turkey, Asiatic	..	17	100	407	1,400
Maskat Territory and Trucial Oman	2,280	1,861	888	2,679	1,864	13,023	7,091	4,714	15,796	5,540
Other Native States in Arabia	352	31	1,759	217
Persia	310	555	205	263	75	4,650	4,526	2,748	1,841	2,440
China (exclusive of Hongkong and Macao)	19	29	74	48	165	1,509	1,548	4,395	3,732	5,472
Japan	638	465	520	952	1,317	59,661	38,467	44,521	87,179	93,038
Egypt †	278	1,972
Other Foreign Countries	4	5	30	4	6	..	44
TOTAL FOREIGN COUNTRIES	3,379	2,927	2,065	4,284	3,457	83,192	52,043	59,756	1,10,307	1,06,751
Share of Bengal	316	222	289	21	16	4,372	3,309	3,661	364	417
" Bombay	1,253	2	250	2,134	58	9,274	60	2,543	13,799	1,170
" Sind	31	217
" Madras	1,441	2,675	1,488	2,031	3,020	13,430	16,732	17,380	17,411	19,384
" Burma	2,469	1,272	1,547	2,597	5,702	1,70,454	1,13,232	1,27,366	2,04,429	2,63,579
TOTAL	5,478	4,171	3,574	6,783	8,826	1,08,030	1,33,323	1,51,355	2,36,003	2,75,267
Fish, dry, salted (L.A.)—	Cwts.	Cwts.	Cwts.	Cwts.	Cwts.					
Aden and Dependencies	3,412	688	232	1,245	256	35,637	15,300	2,404	21,412	6,394
Mesopotamia	41	81	8	10	301	471	920	55	89	3,545
Ceylon	12	359	100	92	101	232	3,788	1,508	1,179	1,044
Straits Settlements (including Labuan)	57,561	65,164	71,259	80,073	83,638	15,71,510	21,64,674	22,99,463	26,51,099	27,45,923
Hongkong	186	131	3	10	13	4,643	4,501	125	130	163
Other British Possessions	24	8	17	22	34	793	261	366	362	1,024
TOTAL BRITISH EMPIRE	61,236	66,431	71,619	81,452	84,343	16,13,291	21,89,944	23,03,921	26,74,271	27,58,073
Turkey, Asiatic	..	1	..	98	108	..	30	..	1,960	2,160
Maskat Territory and Trucial Oman	27,017	18,130	13,904	18,073	15,405	3,45,027	3,09,743	1,63,502	2,52,092	2,17,535
Other Native States in Arabia	614	232	1,519	2,356	2,872	4,790	2,423	17,173	40,321	50,970
Persia	1,612	526	965	892	2,751	9,614	10,260	11,403	10,170	36,707
Indo-China (including Cochin-China, Cambodia, Annam, Tonkin and French leased territories in China)	449	14,360
Egypt †	..	233	2,483
Other Foreign Countries	5	22	13	23	40	193	241	488	652	1,264
TOTAL FOREIGN COUNTRIES	29,143	19,144	16,355	21,937	21,176	3,59,624	3,25,180	2,06,931	3,05,195	3,08,636
Share of Bengal	14	39	220	292	24	416	731	2,330	5,333	1,131
" Bombay	31,724	13,451	15,748	22,013	19,735	3,35,396	3,22,689	1,25,883	3,06,795	2,24,701
" Sind	333	1,134	663	779	774	3,679	16,346	6,557	11,963	14,444
" Madras	42	452	97	102	307	363	5,051	1,034	1,053	3,325
" Burma	57,368	65,449	71,741	80,198	84,679	15,77,061	21,70,407	23,15,203	26,53,767	27,63,205
TOTAL	90,384	85,575	88,474	103,389	105,519	19,72,915	25,15,124	25,10,862	29,79,466	30,66,709

† Shown as a Foreign Country from 1923-24.

No. 13—continued

ARTICLES, AND COUNTRIES OF CONSIGNMENT: ALSO SHARE OF EACH PROVINCE	QUANTITY					VALUE				
	1922-23	1923-24	1924-25	1925-26	1926-27	1922-23	1923-24	1924-25	1925-26	1926-27
						R	R	R	R	R
Fish (excluding canned fish)—continued										
Fishmaws and Sharkfins (I. A.)—	Cwts.	Cwts.	Cwts.	Cwts.	Cwts.					
Aden and Dependencies . . .	813	745	277	239	17	9,051	6,513	2,931	2,280	513
Bahrain Islands	92	82	45	30	168	925	1,904	395	296	1,168
Straits Settlements (including Labuan) . . .	2	6	12	563	28	166	2,286	4,841
Hongkong	22	25	25	20	14	5,910	5,950	5,878	4,538	3,750
Zanzibar and Pemba . . .	305	468	209	6	5	2,658	4,257	1,810	54	132
Other British Possessions . .	17	23	16	49	22	227	325	343	431	443
TOTAL BRITISH EMPIRE	1,251	1,383	572	359	238	19,934	18,987	11,532	9,895	10,847
Maskat Territory and Trucial Oman	5,665	4,802	3,164	2,680	1,671	63,241	43,768	30,723	25,912	18,687
Other Native States in Arabia	1,578	906	877	1,371	1,147	22,877	9,004	9,480	10,554	8,370
Persia	530	196	607	679	126	12,237	3,008	5,510	9,007	2,284
Kenjam Islands	181	581	237	88	307	1,580	5,055	2,062	1,301	1,448
Italian East Africa (Somaliland and Eritrea) . . .	332	526	415	432	86	2,884	4,574	3,509	3,001	597
Other Foreign Countries	36	3	..	318	..	10	626
TOTAL FOREIGN COUNTRIES	8,281	7,047	5,300	5,280	3,340	92,889	66,722	51,384	49,935	32,011
Share of Bengal	1	190
" Bombay	3,504	3,384	5,345	5,563	3,549	1,06,103	78,584	66,664	62,938	33,642
" Sind	4	1	1	216	144	60
" Madras	3	11	16	18	..	376
" Burma	24	25	25	26	126	6,473	5,966	6,044	6,334	8,340
TOTAL	9,532	8,410	5,872	5,589	3,578	1,12,303	84,702	62,866	59,820	42,858
Fish, wet, salted (mgap) (I. A.)—	Cwts.	Cwts.	Cwts.	Cwts.	Cwts.					
United Kingdom	1	2,118	40	..	26	..	27,688
Straits Settlements (including Labuan) . . .	10,483	15,146	24,076	33,112	27,937	1,87,984	1,94,168	3,20,981	4,81,010	5,61,717
Federated Malay States	86	1,118
Hongkong	165	144	114	234	131	849	715	635	1,192	867
Other British Possessions . .	1	39	10	390	..	4	..
TOTAL BRITISH EMPIRE	10,650	15,329	24,790	33,346	30,272	1,88,833	1,95,273	3,21,592	4,33,115	5,91,800
Maskat Territory and Trucial Oman	258	103	41	98	22	3,182	1,104	500	1,100	380
Persia	116	2,100
Sumatra	593	261	7,530	3,278
Java	153	290	1,991	3,595
Other Foreign Countries . . .	13	32	36	36	6	305	311	496	509	57
TOTAL FOREIGN COUNTRIES	271	135	77	880	705	3,487	1,415	996	11,199	9,405
Share of Bengal	1	2	..	3	..	40	40	26	140	..
" Bombay	116	2,100
" Sind	259	142	41	101	32	3,192	1,494	500	1,140	380
" Madras	4	..
" Burma	10,661	15,320	24,326	34,122	30,329	1,39,033	1,95,164	3,22,062	4,43,030	5,98,315
TOTAL	10,921	15,464	24,367	34,226	30,977	1,42,320	1,96,688	3,22,588	4,44,314	14,00,735
Fish, other sorts (I. A.)—	Cwts.	Cwts.	Cwts.	Cwts.	Cwts.					
United Kingdom	19	409	1,017	672	794	3,214	32,489	72,257	40,994	57,445
Ceylon	15	..	8	15	..	2,056	9	1,116	441
Straits Settlements (including Labuan)	13	5	43	40	11	1,063	625	2,585
Hongkong	152	154	47	119	..	2,506	5,370	2,636	5,861
Other British Possessions . .	5	6	551	572
TOTAL BRITISH EMPIRE	24	576	1,184	732	982	3,805	37,062	78,699	51,371	66,904
Maskat Territory and Trucial Oman	78	1,372	..
Japan	3	3	135	331	80	12,329
Other Foreign Countries . . .	4	..	11	2	27	76	..	208	57	1,269
TOTAL FOREIGN COUNTRIES	4	..	14	83	212	76	..	539	1,509	13,598
Share of Bengal	4	..	330	330	455	76	..	24,977	24,243	33,238
" Bombay	311	525	353	269	..	21,043	32,377	19,245	17,074
" Sind	76	74	21	4,742	4,527	1,333
" Madras	1	15	..	103	450
" Burma	24	364	267	58	434	3,205	15,911	16,642	4,865	28,507
TOTAL	23	576	1,199	815	1,194	3,881	37,062	79,228	52,850	100,503

ARTICLES, AND COUNTRIES OF CONSIGNMENT; ALSO SHARE OF EACH PROVINCE	QUANTITY					VALUE				
	1922-23	1923-24	1924-25	1925-26	1926-27	1922-23	1923-24	1924-25	1925-26	1926-27
Fish (excluding canned fish)—concluded						R	R	R	R	R
Total Fish (excluding canned fish)—	Cwts.	Cwts.	Cwts.	Cwts.	Cwts.					
United Kingdom	46	421	1,038	708	4,260	4,481	33,206	72,908	47,908	1,25,787
Aden and Dependencies	4,260	1,438	565	1,519	616	45,771	22,313	5,831	23,842	8,782
Mesopotamia	58	138	10	60	301	678	1,538	71	525	3,548
Bahrain Islands	95	82	45	39	197	945	1,904	395	296	1,560
Maldives	44	108	57	8	..	1,133	3,230	1,727	229
Ceylon	398	812	507	681	942	9,637	18,125	11,698	12,825	14,134
Straits Settlements (including Labuan)	69,213	80,415	96,183	1,13,784	113,863	17,55,301	23,66,219	26,33,603	31,16,261	31,87,345
Federated Malaya States	92	1,680
Hongkong	894	1,103	986	1,319	891	70,660	78,695	77,656	90,968	51,756
Egypt †	5	—	—	—	..	551	—	—	—	..
Zanzibar and Pemba	305	488	209	6	5	2,658	4,257	1,319	54	182
Other British Possessions	1	7	23	5	29	19	156	232	32	637
TOTAL BRITISH EMPIRE	75,240	84,943	99,674	1,18,378	121,204	18,90,701	25,22,546	28,07,343	32,94,338	33,95,730
Germany	128	..	1	4,314	..	60	..	35
Turkey, Asiatic	18	100	98	108	..	437	1,400	1,960	2,160
Mascat Territory and Trucial Oman	35,220	24,890	17,997	23,583	18,972	4,14,478	3,61,706	1,99,439	2,96,272	2,42,142
Other Native States in Arabia	2,187	1,138	2,398	4,582	4,050	27,667	11,427	26,603	52,674	59,557
Persia	2,352	1,277	1,777	1,824	3,080	26,551	17,789	19,686	21,108	48,815
Henjam Islands	181	582	237	88	307	1,580	5,055	2,062	1,361	1,448
Sumatra	593	261	10	7,539	3,278
Java	4	..	10	153	297	76	..	244	1,991	8,789
Indo China (including Cochinchina, Cambodia, Annam, Tonkin and French leased territories in China)	449	14,360
China (exclusive of Hongkong and Macao)	31	48	86	80	193	1,689	1,658	4,538	4,212	7,110
Japan	642	488	529	966	1,532	59,881	38,729	45,062	87,077	1,06,217
Egypt †	233	278	2,483	1,972
Italian East Africa (Somaliland and Eritrea)	336	522	415	432	86	2,914	4,614	3,609	3,001	597
Other Foreign Countries	2	46	36	20	4	78	462	541	350	258
TOTAL FOREIGN COUNTRIES	41,083	29,253	24,311	32,424	28,890	5,39,248	4,44,360	3,19,556	4,78,145	4,70,401
<i>Share of Bengal</i>	335	263	340	546	494	5,404	4,060	31,174	30,636	34,756
" <i>Bombay</i>	42,480	27,148	22,368	39,068	23,727	5,00,773	4,22,371	2,77,672	3,92,325	3,38,687
" <i>Sind</i>	1,099	1,327	786	954	368	13,037	17,834	11,849	17,630	16,274
" <i>Madras</i>	1,483	3,123	1,585	2,133	3,345	13,804	21,902	18,932	18,468	23,935
" <i>Burma</i>	70,945	82,330	98,406	1,17,001	121,670	18,98,281	25,00,669	27,37,222	33,12,925	34,52,449
TOTAL	116,343	114,196	123,985	150,802	150,094	24,29,949	29,65,906	31,26,899	37,72,483	38,66,131
Fodder, Bran, and Pollards (excluding oil-cake) (L. C.)—	Cwts.	Cwts.	Cwts.	Cwts.	Cwts.					
United Kingdom	240	80	138	1,149	182	1,039	734	805	10,907	886
Ceylon	215	35	213	27	20	1,478	267	223	265	160
Straits Settlements (including Labuan)	353	3	5	1	3	3,714	34	30	2	41
South Australia (including Northern Territory)	18	..	19	3,449	..	80	..	53	9,656	..
Victoria	19,418	13,394	6,407	27,352	27,072	88,235	66,042	27,439	87,227	1,16,567
New South Wales	200	501	854	4,717	11,576	1,327	4,534	5,918	15,889	44,174
Queensland	200	476
<i>Australian Commonwealth (Total)</i>	19,696	13,895	7,290	35,518	38,848	89,692	70,576	33,460	1,12,773	1,65,307
Other British Possessions	1	69	5	200
TOTAL BRITISH EMPIRE	21,104	14,014	7,705	36,695	39,053	95,923	71,616	35,468	1,23,946	1,56,294
Germany	60	..	209	15	..	502	..	1,252	67
Other Foreign Countries	175	157	194	..	4	875	441	596	1	47
TOTAL FOREIGN COUNTRIES	175	217	184	209	19	875	943	596	1,253	114

No. 13—continued

ARTICLES, AND COUNTRIES OF CONSIGNMENT; ALSO SHARE OF EACH PROVINCE	QUANTITY					VALUE				
	1922-23	1923-24	1924-25	1925-26	1926-27	1922-23	1923-24	1924-25	1925-26	1926-27
Fodder, Bran and Pollards (excluding oilcake) (II. C)—continued						R	R	R	R	R
Share of Bengal	Cwts. 8,148	Cwts. 8,368	Cwts. 1,275	Cwts. 30,904	Cwts. 24,510	42,478	46,370	9,317	28,983	39,727
Bombay	8,768	4,058	5,044	4,917	12,407	25,634	11,523	15,653	12,454	64,539
Sind	175	52	70	..	2	875	198	160	..	10
Madras	4,006	1,160	1,329	1,055	1,122	27,020	9,331	9,363	7,349	9,005
Burma	184	603	171	28	15	791	5,137	553	653	67
TOTAL	21,279	14,231	7,869	36,904	39,072	96,798	72,559	36,064	1,25,199	1,56,406
Fruits and Vegetables— Fresh fruits and vegetables— Fresh fruits— Coconuts (I. B)— Maldives	No. 935,444	No. 2,240,040	No. 990,500	No. 4,456,955	No. 3,510,931	30,646	66,964	37,464	1,41,884	1,19,119
Ceylon	690,665	185,666	1,784,409	276,683	156,761	41,627	13,308	78,420	16,655	9,257
Straits Settlements (including Labuan)	4,542,637	4,309,332	4,944,192	7,038,706	6,198,509	5,36,680	4,92,923	5,83,676	8,13,497	6,90,320
Other British Possessions	5,400	99	300	500	298	886	25	30	40	17
TOTAL BRITISH EMPIRE	6,174,146	6,785,137	7,719,401	11,772,844	9,868,494	6,09,339	5,73,220	6,09,590	9,74,076	8,18,622
Sumatra	55	24,880	7	1,792	..
Java	10,600	33,000	1,197	3,960	..
Siam	19,730	20,174	24,492	25,520	2,000	1,551	2,033	3,098	3,057	200
Other Foreign Countries	2,000	500	100	30
TOTAL FOREIGN COUNTRIES	19,730	20,174	35,147	35,400	2,500	1,551	2,033	4,300	3,879	230
Share of Bengal	592,960	2,234,540	2,493,906	4,344,065	3,422,856	22,724	67,038	1,00,341	1,49,010	1,12,417
Bombay	1,108	124	2,438	3,331	288	106	30	550	243	16
Sind	5,400	..	300	500	500	385	..	30	40	30
Madras	927,309	178,763	272,619	338,867	181,164	39,971	12,421	14,998	21,567	9,559
Burma	4,667,699	4,241,834	5,979,291	7,121,501	6,204,185	5,47,643	4,95,764	5,37,971	8,22,096	6,90,739
TOTAL	6,198,876	6,755,311	7,754,545	11,868,244	9,868,994	6,10,890	5,75,253	7,03,890	9,82,955	8,18,852
Others (I. B)— United Kingdom	1,12,782	90,034	97,848	1,35,534	90,792
Mesopotamia	5,268	3,252	2,060	7,411	5,780
Ceylon	16,565	22,805	20,682	22,776	15,880
Straits Settlements (including Labuan)	51,149	54,720	51,791	89,084	1,08,571
Hongkong	9,100	8,843	7,847	1,405	4,000
Egypt †	1,457
Natal	20	4,469	5,976	9,886	50,715
Cape of Good Hope	220	1,462	1,800	5
Kenya Colony	1,466	2,851	4,949
Western Australia	15,656	5,664	11,589	4,215
South Australia (including Northern Territory)	3,135	5,563	3,652	3,391	31
Victoria	4,029	6,478	6	2,432	4,560
Tasmania	937	319
New South Wales	340	15	588
Australian Commonwealth (Total)	7,214	27,697	9,683	18,414	9,713
Other British Possessions	64	10	223	1,588	697
TOTAL BRITISH EMPIRE	2,03,614	2,12,050	1,97,651	2,89,789	2,27,151
Netherlands	1,871
France	7,369	3,060	25,188	4,208
Spain	7,712	8,266	8,587	9,633	3,570
Italy	1,941	218	1,132	15,554	6,662
Czechoslovakia	2,885	..
Maskat Territory and Trucial Oman	45,150	41,066	10,715	39,011	57,821
Persia	4,100	748	2
China (excluding of Hongkong and Macao)	1,305	8,371	4,067	5,161	7,566
Japan	2,526	982	7,197	5,104	12,738
Egypt †	9,158	..	504	4,664
Portuguese East Africa	171	1,169	1,496
United States of America— Via Atlantic Coast	919	162	722	1,422	2,038
" Pacific "	1,624	210	30
Other Foreign Countries	132	12	1,374	12
TOTAL FOREIGN COUNTRIES	61,178	75,952	60,783	1,01,248	1,02,665
Share of Bengal	16,422	13,353	8,094	30,201	22,409
Bombay	1,19,839	1,19,330	1,00,378	1,20,666	1,50,427
Sind	205	878	574	1,098	1,019
Madras	22,227	23,064	20,038	31,381	65,997
Burma	1,08,999	1,26,377	1,57,760	1,91,717	1,73,364
TOTAL	2,64,792	2,88,002	2,67,434	3,91,037	4,29,816

† Shown as a Foreign Country from 1922-24.

ARTICLES, AND COUNTRIES OF CONSIGNMENT; ALSO SHARE OF EACH PROVINCE	QUANTITY					VALUE				
	1922-23	1923-24	1924-25	1925-26	1926-27	1922-23	1923-24	1924-25	1925-26	1926-27
Fruits and Vegetables—										
<i>continued</i>										
Fresh fruits and vegetables										
<i>—continued</i>										
Fresh vegetables of all kinds (L.B.)—										
United Kingdom	—	—	—	—	—	237	771	7,951	945	3,411
Mesopotamia	—	—	—	—	—	30	16	3,795
Ceylon	—	—	—	—	—	1,937	13,300	1,073	1,973	621
Straits Settlements (including Labuan)	—	—	—	—	—	1,166	10,089	3,576	6,195	6,669
Hongkong	—	—	—	—	—	2,633	5,010	5,331	4,943	5,377
Kenya Colony	—	—	—	—	—	6,147	16,312	37,985	25,929	60,937
Other British Possessions	—	—	—	—	—	..	359	6	301	1,316
TOTAL BRITISH EMPIRE	—	—	—	—	—	12,150	45,817	55,922	40,286	82,128
Netherlands	—	—	—	—	—	3,530
Italy	—	—	—	—	—	57,531	1,51,844	1,66,368	3,27,386	15,82,323
Maskat Territory and Trucial Oman	—	—	—	—	—	1	1,020
Perak	—	—	—	—	—	1,300	845
Japan	—	—	—	—	—	107	..	3,324	85	518
Egypt†	—	—	—	—	—	..	1,312	6,335
Other Foreign Countries	—	—	—	—	—	51	986	671	..	312
TOTAL FOREIGN COUNTRIES	—	—	—	—	—	57,740	1,54,642	1,73,383	3,29,771	15,91,853
Share of Bengal	—	—	—	—	—	599	40	4,133	597	6,734
“ Bombay	—	—	—	—	—	56,455	1,44,154	1,35,433	2,54,332	13,37,537
“ Sind	—	—	—	—	—	7,312	23,379	66,749	1,01,364	2,66,133
“ Madras	—	—	—	—	—	2,204	22,434	10,392	3,346	1,292
“ Burma	—	—	—	—	—	3,410	7,402	9,449	10,663	13,529
TOTAL	—	—	—	—	—	69,390	2,00,459	2,29,905	3,70,057	16,73,984
Total value of Fresh Fruits and Vegetables—										
United Kingdom	—	—	—	—	—	1,13,019	90,805	1,05,794	1,36,479	94,204
Maldives	—	—	—	—	—	30,646	66,964	37,464	1,41,884	1,19,119
Mesopotamia	—	—	—	—	—	5,293	3,268	2,066	7,411	9,584
Ceylon	—	—	—	—	—	60,129	49,413	1,00,175	43,404	66,708
Straits Settlements (including Labuan)	—	—	—	—	—	5,88,995	5,57,682	6,39,043	9,03,726	8,00,469
Hongkong	—	—	—	—	—	11,733	13,853	13,178	6,438	9,467
Egypt†	—	—	—	—	—	1,457
Cape of Good Hope	—	—	—	—	—	462	1,300	5
Natal	—	—	—	—	—	20	4,476	5,676	9,537	50,730
Kenya Colony	—	—	—	—	—	6,133	16,542	39,420	23,320	65,886
Western Australia	—	—	—	—	—	..	15,656	5,664	11,589	4,215
South Australia (including Northern Territory)	—	—	—	—	—	3,135	5,563	3,652	3,391	31
Victoria	—	—	—	—	—	4,029	6,473	6	2,432	4,530
Tasmania	—	—	—	—	—	937	319
New South Wales	—	—	—	—	—	340	15	1,275
Australian Commonwealth (Total)	—	—	—	—	—	7,214	27,697	9,662	13,414	20,370
Other British Possessions	—	—	—	—	—	414	337	223	1,633	1,357
TOTAL BRITISH EMPIRE	—	—	—	—	—	3,25,103	3,31,037	3,53,163	4,30,151	4,27,399
Netherlands	—	—	—	—	—	3,530	..	1,371
France	—	—	—	—	—	..	7,396	3,060	25,133	4,253
Spain	—	—	—	—	—	7,712	3,266	3,537	3,633	3,570
Italy	—	—	—	—	—	59,522	1,52,062	1,67,490	3,42,940	15,68,990
Czechoslovakia	—	—	—	—	—	2,335	..
Maskat Territory and Trucial Oman	—	—	—	—	—	45,151	41,066	40,715	39,011	63,371
Perak	—	—	—	—	—	..	68	4,100	3,043	347
Sumatra	—	—	—	—	—	6	..	7	1,762	5
Java	—	—	—	—	—	1,197	3,060	10
Siam	—	—	—	—	—	1,591	2,146	3,117	3,067	213
China (exclusive of Hongkong and Kiachow)	—	—	—	—	—	1,306	3,773	4,172	5,161	7,591
Japan	—	—	—	—	—	2,633	932	10,511	5,139	13,256
Egypt†	—	—	—	—	—	..	1,312	..	504	11,499
Portuguese East Africa	—	—	—	—	—	..	9,153	239	1,269	1,493
United States of America—	—	—	—	—	—
Vid Atlantic Coast	—	—	—	—	—	919	179	737	1,422	2,033
“ Pacific “	—	—	—	—	—	1,624	210	30
Other Foreign Countries	—	—	—	—	—	3	54	424	1,364	236
TOTAL FOREIGN COUNTRIES	—	—	—	—	—	1,20,469	2,32,627	2,47,960	4,39,833	16,94,753

No. 13—continued

ARTICLES, AND COUNTRIES OF CONSIGNMENT; ALSO SHARE OF EACH PROVINCE	QUANTITY					VALUE				
	1922-23	1923-24	1924-25	1925-26	1926-27	1922-23	1923-24	1924-25	1925-26	1926-27
Fruits and Vegetables <i>—continued</i>						R	R	R	R	R
Fresh fruits and vegetables <i>—concluded</i>										
Total value of Fresh Fruits and Vegetables—continued										
Share of Bengal	—	—	—	—	—	38,715	30,421	1,13,213	1,69,508	1,43,561
“ Bombay	—	—	—	—	—	1,75,400	2,63,514	2,39,360	3,97,869	15,47,981
“ Sind	—	—	—	—	—	7,903	27,257	67,353	1,02,997	2,66,521
“ Madras	—	—	—	—	—	64,402	62,369	46,012	55,524	76,541
“ Burma	—	—	—	—	—	6,69,152	6,29,543	7,35,289	10,34,381	8,82,431
TOTAL	—	—	—	—	—	2,45,572	10,63,714	12,01,129	17,44,049	29,22,651
Fruits and Vegetables: <i>dried, salted, or pre- served, not being canned or bottled—</i>	Tons	Tons	Tons	Tons	Tons					
Almonds (L.B.)—										
United Kingdom	5	15	8	55	15	11,055	17,659	15,717	75,517	33,211
Aden and Dependencies	6	26	27	3,077	23,410	34,12
Mesopotamia	286	81	122	42	180	3,51,277	1,18,497	1,66,189	61,293	2,22,931
Bahrain Islands	21	36	7	17,304	2
Straits Settlements (including Labuan)	1	..	1	271	288	517	102	1,24
Hongkong	2	1	..	4	1	2,728	1,769	1,288	2,083	3,961
Egypt †	55	40,565
Anglo-Egyptian Sudan	77	41,598
Other British Possessions	1	1	..	2	..	662	590	3	711	21
TOTAL BRITISH EMPIRE	349	28	214	150	174	4,07,569	1,38,839	2,28,323	1,71,422	2,95,511
Belgium	10	..	1	7,304	..	2,00
France	778	1,087	584	563	975	5,42,649	5,97,230	4,36,368	4,01,610	8,74,561
Spain	152	154	195	63	57	1,02,650	72,204	1,48,041	47,183	55,231
Italy	3,491	2,198	2,844	1,317	2,860	23,52,255	13,24,252	16,73,106	11,28,028	20,11,69
Austria	1	..	21	..	23	1,600	..	8,129	..	10,15
Greece	35	..	16	65	103	27,192	..	12,348	64,178	66,07
Turkey, Asiatic	2	2,000
Maskat Territory and Trucial Oman	1	24	2	6	66	838	5,304	957	6,27
Other Native States in Arabia	9	10,150	..	340	..	104
Persia	1,161	1,502	1,294	1,155	850	11,62,308	12,11,505	9,75,740	10,07,533	8,62,071
Egypt †	141	48	20	137	..	78,648	30,197	18,218	76,302
Italian East Africa (Somal- land and Eritrea)	3	1,175
Other Foreign Countries	1	172	5	403	15	122
TOTAL FOREIGN COUNTRIES	5,629	5,078	4,539	3,185	5,012	42,08,042	32,84,682	32,98,465	27,52,781	30,62,600
Share of Bengal	4	5	..	45	75	2,717	3,569	608	39,869	66,311
“ Bombay	3,333	4,358	4,643	3,143	4,955	45,02,391	32,54,825	34,61,717	27,89,657	40,61,734
“ Sind	124	309	97	138	144	98,399	1,51,690	47,650	66,952	98,706
“ Madras	5	5	8	7	10	2,722	11,367	15,262	23,284	27,040
“ Burma	2	1	..	2	2	4,312	2,070	1,553	4,411	5,527
TOTAL	5,078	5,176	4,753	3,325	5,186	46,15,611	34,23,521	35,25,788	29,24,208	42,69,317
Currents and raisins (L.B.)—	Tons	Tons	Tons	Tons	Tons					
United Kingdom	11	12	7	16	23	18,542	15,573	6,574	12,097	14,736
Mesopotamia	25	50	1	1	42	8,330	11,430	400	313	11,389
Straits Settlements (including Labuan)	2	1	35	1,024	890	31	49
Hongkong	9	65	5	378	..	2,125
Egypt †	2	1,444
Anglo-Egyptian Sudan	4	2,700
South Australia (including Northern Territory)	3	1,760	..	201	..	23
Victoria	3	5	4	3	..	7,647	5,729	2,906	2,359	1,212
New South Wales Australia Commonwealth (Total)	6	5	4	3	..	9,407	6,319	3,945	2,541	1,721
Other British Possessions	2	55	7	63	281	865
TOTAL BRITISH EMPIRE	44	69	17	20	76	37,897	34,418	14,951	15,213	20,045

† Shown as a Foreign Country from 1923-24.

GENERAL IMPORTS

No. 13—continued

ARTICLES, AND COUNTRIES OF CONSIGNMENT; ALSO SHARE OF EACH PROVINCE	QUANTITY					VALUE				
	1922-23	1923-24	1924-25	1925-26	1926-27	1922-23	1923-24	1924-25	1925-26	1926-27
Fruits and Vegetables—continued						R	R	R	R	R
<i>Fruits and Vegetables: dried, salted, or preserved, not being canned or bottled—continued</i>										
Currents and raisins (L. B)—continued	Tons	Tons	Tons	Tons	Tons					
France	3	5	..	173	..	1,822	1,287
Spain	1	1	..	4,228	1,100	..
Italy	8	9	7	4	3	14,600	7,270	6,700	2,250	1,875
Austria	14	4	4	..	5	2,742	3,325	2,953	..	2,565
Czechoslovakia	1	2	688	1,359
Serb-Croat Slovene State (Jugo Slavia)	2	1,031
Greece	25	4	26	42	25	19,272	3,379	14,099	21,009
Mascat Territory and Trucial Oman	13	8	8	3,800	3,115	2,400
Perak	1,444	817	620	647	1,022	4,67,853	2,61,486	2,39,438	2,19,037	3,79,156
Java	3	2	..	1,213	13
China (exclusive of Hongkong and Macao)	10	22	11	6	..	6,792	16,353	10,171	5,816
Egypt †	1	7	545	7,358
United States of America—Via Atlantic Coast	9	7	1	85	19	7,370	5,538	655
.. Pacific	2	18	1	..	115	2,598	11,918	343	258
Other Foreign Countries	2	130	54	638
TOTAL FOREIGN COUNTRIES	1,467	868	704	712	1,098	4,89,776	3,01,586	2,99,269	2,59,426	4,17,507
Share of Bengal	2	10	30	6	12	3,531	6,336	21,904	3,362	3,975
.. Bombay	1,466	879	663	696	1,117	4,90,397	3,02,983	2,71,458	2,50,039	4,18,017
.. Sind	46	34	13	16	33	19,524	12,166	6,969	6,606	10,459
.. Madras	7	11	13	11	8	12,149	11,941	9,541	10,527	7,215
.. Burma	1	3	4	4	4	1,511	3,429	4,343	4,066	4,636
TOTAL	1,511	937	721	732	1,174	5,27,663	3,35,954	3,14,220	2,74,639	4,48,452
Dates (L. B)—	Tons	Tons	Tons	Tons	Tons					
United Kingdom	16	2	14,182	477
Aden and Dependencies	12	96	..	6,740	66	..
Mesopotamia	39,420	49,459	42,601	44,000	25,295	65,17,830	74,09,732	68,44,876	65,54,464	42,16,812
Bahrain Islands	2,570	1,967	1,498	1,064	1,455	5,06,375	3,27,267	2,34,635	2,17,903	3,27,524
Ceylon	5	6	7	7	5	1,328	1,355	1,353	1,561	1,135
Straits Settlements (including Labuan)	5	185	1	3	8	1,606	11,741	551	434	3,803
Hongkong	4	2	7	4	15	2,712	1,323	2,566	2,324	7,075
Zanzibar and Pemba	21	5,800
Other British Possessions	63	103	123
TOTAL BRITISH EMPIRE	42,004	51,619	44,036	45,094	26,801	70,30,060	77,51,526	70,90,869	67,80,034	45,63,226
France	15	..	161	30,454	..	24,480
Italy	10	17	61	6,435	18,761	15,807
Austria	13	15	3,000	2,010
Greece	10	9,043	..
Turkey, Asiatic	28	13	..	7,072	2,345
Mascat Territory and Trucial Oman	9,775	8,500	7,052	7,566	6,355	28,74,136	24,15,288	19,01,307	20,77,093	16,93,102
Other Native States in Arabia	804	2,203	418	546	807	54,613	3,69,720	72,512	89,532	1,79,184
Perak	6,475	5,569	3,915	4,531	4,731	11,96,668	8,27,779	5,97,727	7,22,297	8,30,711
China (exclusive of Hongkong and Macao)	2	..	1	1	2	1,856	126	472	406	1,348
Other Foreign Countries	6	292	6	598	18	..
TOTAL FOREIGN COUNTRIES	16,550	16,300	11,417	12,684	12,145	41,27,475	36,19,991	25,79,505	29,20,120	27,48,967
Share of Bengal	14	187	9	20	37	4,273	11,796	2,070	5,111	21,753
.. Bombay	37,969	45,615	34,306	34,379	22,374	72,69,318	83,47,733	69,96,826	64,07,868	40,53,427
.. Sind	18,637	18,717	18,480	19,326	15,001	28,77,806	25,20,165	23,98,433	23,74,302	30,15,616
.. Madras	1,213	2,167	2,122	3,550	1,433	2,65,557	2,38,578	2,66,609	4,11,273	2,07,522
.. Burma	279	1,323	36	3	21	59,476	2,02,193	6,981	1,595	3,590
TOTAL	58,560	67,919	56,453	57,778	38,946	1,11,57,535	1,13,71,517	96,70,374	97,00,154	73,12,313
Other sorts (L. B)—	Tons	Tons	Tons	Tons	Tons					
United Kingdom	22	26	16	23	25	84,892	26,965	23,790	34,310	31,573
Gibraltar	3	5,700	..
Aden and Dependencies	1	52	..	110	..	290	13,420	52	11,546	4,781
Mesopotamia	11	6	24	1,152	130	7,039	7,917	6,081
Ceylon	61	40	146	47	91	11,889	6,246	28,061	9,870	15,799
Straits Settlements (including Labuan)	209	167	222	247	720	72,553	62,152	32,324	34,234	1,32,997
Hongkong	316	339	359	282	372	1,34,820	1,85,949	2,05,216	1,58,009	1,87,399
Egypt †	30	12,474
Anglo-Egyptian Sudan	67	31,795
Western Australia	8	2,174

† Shown as a Foreign Country from 1923-24.

No. 13—continued

ARTICLES, AND COUNTRIES OF CONSIGNMENT; ALSO SHARE OF EACH PROVINCE	QUANTITY					VALUE				
	1922-23	1923-24	1924-25	1925-26	1926-27	1922-23	1923-24	1924-25	1925-26	1926-27
Fruits and Vegetables—continued										
<i>Fruits and vegetables: dried, salted, or preserved, not being canned or bottled—continued</i>										
Other sorts (L. B)—continued	Tons	Tons	Tons	Tons	Tons					
South Australia (including Northern Territory)	3	81	276	30	143	1,462
Victoria	1	3	3	5	10	2,665	5,113	3,414	5,483	7,425
Tasmania	195	..	434	..	186
New South Wales	1	1	1,575	1,641
Queensland	15
Australian Commonwealth (Total)	1	3	11	6	12	2,941	5,409	6,052	7,503	10,719
Other British Possessions	1	5	2	..	1	247	331	713	459	499
TOTAL BRITISH EMPIRE	641	632	834	728	1,271	3,21,358	3,01,302	3,85,542	3,20,498	4,39,748
Germany	..	1	1,611	..	32	472
France	11	6	3	13	3	9,045	9,517	5,307	9,001	18,186
Spain	1	..	8	396	381	1,436	658
Italy	111	529	128	131	410	47,028	1,34,243	34,458	53,029	1,04,611
Austria	2	8	33	18	9	1,316	2,425	12,731	7,115	3,113
Czechoslovakia	2,522
Romania	5	5,050	..
Greece	33	210	130	316	247	35,148	73,320	64,094	1,27,407	99,394
Smyrna	2	2	553	1,200	1,437
Mascat Territory and Trucial Oman	4	14	57	14	23	1,615	11,739	21,742	12,366	19,974
Other Native States in Arabia	2	1,236
Persia	376	200	376	214	246	5,92,330	2,22,075	4,41,931	2,52,357	2,30,009
China (exclusive of Hongkong and Macao)	69	68	43	59	99	31,531	32,326	29,932	40,268	56,507
Japan	8	11	14	78	18	7,749	12,070	14,702	3,446	17,122
Egypt †	..	8	189	19	6	..	2,593	90,597	7,200	2,605
Portuguese East Africa	637	200	372	1,570	2,177	46,215	18,158	1,06,111	1,81,067	1,96,412
United States of America—Via Atlantic Coast	20	20	2	..	6	6,932	39,139	4,550	3,112	6,149
.. Pacific ..	5	15	15	20	30	8,765	23,405	17,443	22,499	29,438
Other Foreign Countries	469	154	262	1,747
TOTAL FOREIGN COUNTRIES	1,318	1,290	1,857	2,456	3,236	7,39,519	5,63,936	3,43,268	7,36,967	7,94,114
Share of Bengal	2	4	6	6	10	6,042	12,729	11,570	11,998	20,524
.. Bombay	1,336	1,222	1,337	2,463	3,145	7,06,950	4,33,704	7,30,270	6,50,165	6,55,113
.. Sind	47	45	57	37	61	67,152	47,073	69,343	37,953	66,016
.. Madras	214	36	132	101	246	59,877	64,614	72,947	65,011	1,10,013
.. Burma	560	565	609	572	1,095	2,71,058	2,77,133	3,02,631	2,32,340	3,52,197
TOTAL	1,959	1,922	2,691	3,184	4,557	11,10,377	3,85,238	12,33,310	10,57,465	12,34,862
Total fruits and vegetables: dried, salted, or preserved, not being canned or bottled—	Tons	Tons	Tons	Tons	Tons					
United Kingdom	38	53	31	115	65	64,550	62,305	46,133	1,26,106	79,996
Gibraltar	3	5,700	..
Aden and Dependencies	1	52	13	136	55	336	13,420	9,902	35,024	39,468
Mesopotamia	39,731	49,590	42,735	44,043	25,491	68,78,643	75,39,739	70,13,454	66,13,937	44,37,212
Bahrain Islands	2,570	1,967	1,403	1,085	1,455	5,06,525	3,27,315	2,34,642	2,34,307	3,27,615
Ceylon	66	46	153	56	96	13,403	7,629	29,447	12,173	16,991
Straits Settlements (including Labuan)	214	354	223	250	729	74,465	75,435	84,732	85,451	1,37,990
Hongkong	322	342	366	290	397	1,91,325	1,67,046	2,09,445	1,64,013	2,01,162
Egypt †	37	54,433
Zanzibar and Pemba	..	5	1	..	22	32	519	73	276	6,076
Anglo-Egyptian Sudan	143	76,093
Western Australia	8	2,174
South Australia (including Northern Territory)	3	1	1,341	276	231	143	1,490
Victoria	4	8	7	8	10	10,312	10,247	6,396	7,344	8,737
Tasmania	195	..	434	..	186
New South Wales	1	1	..	590	339	1,757	2,067
Queensland	15
Australian Commonwealth (Total)	7	8	15	9	12	12,343	11,723	19,974	9,744	12,509
Other British Possessions	2	1	1	699	373	640	331	425
TOTAL BRITISH EMPIRE	43,036	52,413	45,101	45,992	23,322	77,96,374	32,26,035	77,19,635	72,37,167	52,29,436

† Shown as a Foreign Country from 1923-24.

GENERAL IMPORTS

No. 13—continued

ARTICLES AND COUNTRIES OF CONSIGNMENT; ALSO SHARE OF EACH PROVINCE	QUANTITY					VALUE				
	1922-23	1923-24	1924-25	1925-26	1926-27	1922-23	1923-24	1924-25	1925-26	1926-27
Fruits and Vegetables—continued						R	R	R	R	R
<i>Fruits and Vegetables: dried, salted, or preserved, not being canned or bottled—concluded</i>										
<i>Total fruits and vegetables: dried, salted, or preserved, not being canned or bottled—continued</i>	Tons	Tons	Tons	Tons	Tons					
Germany	1	1,611	..	32	472
Belgium	10	..	1	..	21	7,304	..	2,789
France	789	1,093	603	579	1,149	5,57,695	6,06,920	4,52,629	5,02,442	9,13,471
Spain	153	154	195	65	57	1,06,884	72,600	1,43,922	49,719	55,994
Italy	3,610	2,731	2,479	1,459	3,334	24,14,883	14,65,765	17,20,699	12,02,068	21,33,690
Austria	17	12	58	31	52	5,658	5,750	23,823	10,115	26,840
Czechoslovakia	13	2	5,738	1,359
Serb-Croat Slovene State (Jug. Slavia)	2	1,031
Roumania	5	..	1	2,522
Greece	118	235	149	417	302	62,365	92,592	79,821	2,14,727	1,73,480
Turkey, Asiatic	2	23	13	2,000	7,072	2,345
Smyrna	2	4	553	1,266	2,075
Maskat Territory and Trucial Oman	9,779	8,515	7,146	7,590	6,397	28,75,817	24,27,865	19,32,153	20,93,531	17,21,764
Other Native States in Arabia	315	2,203	418	546	807	66,049	3,69,720	72,852	89,532	1,79,374
Perak	9,456	8,088	6,205	6,547	6,849	34,19,659	25,22,845	22,44,836	22,01,244	23,10,954
Java	3	27	25	1,225	388
China (exclusive of Hongkong and Macao)	71	78	66	70	107	33,437	39,744	46,807	50,345	63,793
Japan	8	11	15	78	18	7,955	12,125	15,977	8,446	17,182
Egypt †	159	250	39	143	..	81,791	1,23,652	25,473	78,907
Portuguese East Africa	627	200	372	1,570	2,177	46,215	18,158	1,06,111	1,81,067	1,96,412
Italian East Africa (Somaliland and Eritrea)	3	1,258
United States of America— Via Atlantic Coast	20	20	11	7	7	7,018	39,163	11,930	3,733	6,604
" Pacific	5	17	33	21	30	9,050	26,003	29,361	22,842	29,711
Other Foreign Countries	127	423	172	250	585
TOTAL FOREIGN COUNTRIES	24,970	23,536	18,517	19,037	21,541	96,14,812	77,90,195	70,25,507	66,69,294	79,24,408
<i>Share of Bengal</i>	<i>22</i>	<i>206</i>	<i>45</i>	<i>77</i>	<i>134</i>	<i>16,723</i>	<i>34,429</i>	<i>36,160</i>	<i>60,868</i>	<i>1,16,668</i>
" Bombay	46,437	52,572	41,954	40,636	31,591	1,38,69,556	1,23,39,300	1,16,10,270	1,01,07,779	91,93,299
" Sind	12,813	19,105	13,646	20,016	15,339	30,60,851	27,31,098	25,13,450	23,34,312	31,90,796
" Madras	1,344	2,359	2,324	3,669	1,727	3,47,166	3,75,598	3,63,759	5,10,100	3,51,799
" Burma	342	1,302	649	581	1,123	3,27,355	4,35,855	3,21,563	2,92,902	4,01,300
TOTAL	68,008	75,954	63,618	65,029	49,863	1,74,11,686	1,60,16,280	1,47,46,192	1,39,56,461	1,32,53,844
<i>Total value of Fruits and Vegetables—</i>										
United Kingdom	1,77,569	1,53,110	1,51,927	2,62,535	1,74,200
Gibraltar	5,700	..
Aden and Dependencies	386	13,772	9,902	35,042	40,426
Mesopotamia	63,83,941	75,43,057	70,20,520	66,21,398	44,66,796
Bahrain Islands	5,08,525	3,27,325	2,34,642	2,34,316	3,27,751
Maldives	30,646	66,964	37,464	1,41,834	1,19,119
Ceylon	73,532	57,033	1,29,622	55,577	85,699
Straits Settlements (including Labuan)	6,63,460	6,33,147	7,23,325	9,94,177	9,88,459
Hongkong	2,03,068	2,00,899	2,22,623	1,70,456	2,10,629
Egypt	55,940
Cape of Good Hope	462	1,800	5
Natal	40	4,493	5,676	9,650	51,150
Zanzibar and Pemba	446	544	192	412	6,185
Anglo-Egyptian Sudan	76,093
Kenya Colony	65,891
Western Australia	6,850	16,542	39,620	23,325	4,215
South Australia (including Northern Territory)	15,656	7,838	11,539	1,521
Victoria	5,026	5,839	3,863	3,534	13,317
Tasmania	14,341	17,325	6,402	10,326	505
New South Wales	434	937	3,313
New Zealand	590	1,179	1,772	..
Australian Commonwealth (Total)	16
Other British Possessions	19,367	39,425	19,739	24,153	22,379
TOTAL BRITISH EMPIRE	207	861	544	1,338	155
TOTAL BRITISH EMPIRE	86,21,977	90,57,172	86,72,848	83,91,318	65,57,335

† Shown as a Foreign Country from 1923-24

No. 13—continued

ARTICLES, AND COUNTRIES OF CONSIGNMENT; ALSO SHARE OF EACH PROVINCE	QUANTITY					VALUE				
	1922-23	1923-24	1924-25	1925-26	1926-27	1922-23	1923-24	1924-25	1925-26	1926-27
Fruits and Vegetables—concluded						R	R	R	R	R
<i>Total value of Fruits and Vegetables—continued</i>										
Germany	—	—	—	—	—	..	1,630	..	38	472
Netherlands	—	—	—	—	—	126	134	3,530	97	2,131
Belgium	—	—	—	—	—	..	21	7,304	..	3,034
France	—	—	—	—	—	5,57,695	6,14,316	4,55,689	5,27,623	9,22,724
Spain	—	—	—	—	—	1,14,596	80,366	157,509	53,352	59,564
Italy	—	—	—	—	—	24,74,405	16,17,327	1,5,33,139	15,45,008	37,22,630
Austria	—	—	—	—	—	5,653	5,750	23,330	10,115	26,840
Roumania	—	—	—	—	—	2,523
Czechoslovakia	—	—	—	—	—	8,123	1,359
Serb-Croat Slovene State (Jugo-Slavia)	—	—	—	—	—	1,031
Greece	—	—	—	—	—	62,365	92,592	79,321	2,14,727	1,73,430
Turkey, Asiatic	—	—	—	—	—	2,000	7,072	2,345
Smyrna	—	—	—	—	—	553	2,032	2,075
Maskat Territory and Trucial Oman	—	—	—	—	—	29,20,968	24,68,931	19,72,868	21,32,542	17,30,625
Other Native States in Arabia	—	—	—	—	—	66,049	3,69,720	73,259	90,124	1,79,374
Perak	—	—	—	—	—	34,19,659	25,22,913	22,48,936	22,04,292	23,11,801
Sumatra	—	—	—	—	—	6	..	7	1,792	5
Java	—	—	—	—	—	..	27	1,222	5,135	396
Siam	—	—	—	—	—	1,591	2,166	3,239	3,930	323
China (exclusive of Hongkong and Macao)	—	—	—	—	—	34,745	43,522	59,979	54,006	71,384
Japan	—	—	—	—	—	10,533	13,057	25,533	13,635	30,433
Egypt	—	—	—	—	—	..	33,403	1,28,652	25,932	90,406
Portuguese East Africa	—	—	—	—	—	46,215	27,316	1,06,400	1,32,336	1,97,910
Italian East Africa (Somaliland and Eritrea)	—	—	—	—	—	1,253
United States of America—Vid Atlantic Coast	—	—	—	—	—	7,937	39,342	12,667	10,155	8,842
.. Pacific	—	—	—	—	—	10,674	26,213	29,391	22,842	20,717
Other Foreign Countries	—	—	—	—	—	4	304	..	140	272
TOTAL FOREIGN COUNTRIES						97,35,231	80,22,322	72,73,473	71,09,192	96,19,161
<i>Share of Bengal</i>						55,443	1,14,360	1,49,363	2,30,376	2,65,333
.. Bombay						1,33,34,95 6	1,26,53,314	1,17,49,330	1,04,99,043	1,97,41,370
.. Sind						30,63,734	27,53,355	25,30,393	30,37,599	34,57,337
.. Madras						4,11,563	4,33,567	4,03,777	5,65,994	4,23,039
.. Burma						2,26,607	11,15,393	10,66,743	13,17,233	12,33,733
TOTAL						1,93,57,253	1,70,79,994	1,69,46,321	1,57,00,510	1,61,76,496
Furniture and Cabinet-ware—										
<i>Bedsteads (XII, G)—</i>										
United Kingdom	—	—	—	—	—	2,22,233	2,27,430	2,41,892	3,22,910	3,36,523
Ceylon	—	—	—	—	—	7,403	5,734	4,993	4,659	6,265
Straits Settlements (including Labuan)	—	—	—	—	—	3,552	5,162	5,107	4,635	7,055
Hongkong	—	—	—	—	—	430	435	15	..	2,000
Other British Possessions	—	—	—	—	—	327	674	691	671	333
TOTAL BRITISH EMPIRE						2,34,025	2,39,515	2,52,518	3,32,935	4,03,587
Germany	—	—	—	—	—	8,692	22,727	1,665	4,079	4,733
France	—	—	—	—	—	935	990	1,031	299	639
Austria	—	—	—	—	—	156	947	230	1,000	553
Italian East Africa (Somaliland and Eritrea)	—	—	—	—	—	17,741	..
United States of America—Vid Atlantic Coast	—	—	—	—	—	32,597	73,732	61,112	62,976	1,15,214
.. Pacific	—	—	—	—	—	375	1,673	..	235	317
Other Foreign Countries	—	—	—	—	—	1,774	1,553	770	402	221
TOTAL FOREIGN COUNTRIES						44,530	1,01,532	64,308	86,533	1,21,732
TOTAL						37,533	55,973	45,063	62,493	1,00,973
<i>Share of Bengal</i>						1,25,595	1,19,132	1,14,599	1,74,337	2,00,060
.. Bombay						13,399	26,062	30,396	21,939	53,331
.. Sind						33,353	31,392	67,141	66,526	34,336
.. Madras						53,576	59,333	69,417	93,733	37,069
TOTAL						2,73,555	2,41,997	2,17,323	4,19,613	5,25,369

GENERAL IMPORTS

(174)

No. 13—continued

ARTICLES, AND COUNTRIES OF CONSIGNMENT; ALSO SHARE OF EACH PROVINCE	QUANTITY					VALUE				
	1923-23	1923-24	1924-25	1925-26	1926-27	1923-23	1923-24	1924-25	1925-26	1926-27
						R	R	R	R	R
Furniture and Cabinet-ware—continued										
<i>Furniture of wood (other than bedsteads) (I.L.G.)—</i>										
United Kingdom	—	—	—	—	—	1,40,160	1,22,871	1,38,880	1,60,779	8,63,271
Ceylon	—	—	—	—	—	32,453	20,729	22,446	23,236	19,967
Straits Settlements (including Labuan)	—	—	—	—	—	6,024	9,784	8,046	7,563	11,744
Hongkong	—	—	—	—	—	8,140	11,508	8,721	1,794	1,388
Egypt*	—	—	—	—	—	520	—	—	—	—
Western Australia	—	—	—	—	—	..	35
South Australia (including Northern Territory)	—	—	—	—	—	409
Victoria	—	—	—	—	—	370	1	..	1,170	..
New South Wales	—	—	—	—	—	..	53	182
Australian Commonwealth (Total)	—	—	—	—	—	370	89	182	1,170	409
Other British Possessions	—	—	—	—	—	801	1,377	1,519	890	1,404
TOTAL BRITISH EMPIRE	—	—	—	—	—	1,88,468	1,66,358	1,79,794	1,95,432	3,98,273
Ethiopia	—	—	—	—	—	3,674	5,298	11,515	11,101	9,252
Sweden	—	—	—	—	—	..	228	..	2,788	785
Denmark	—	—	—	—	—	2,400
Poland (including Danzig)	—	—	—	—	—	770	..	700	158	4,891
Germany	—	—	—	—	—	80,676	90,619	70,973	77,230	59,036
Netherlands	—	—	—	—	—	2,074	3,851	50	2,002	543
Belgium	—	—	—	—	—	3,730	150	552	466	160
France	—	—	—	—	—	735	2,485	11,899	4,428	10,793
Italy	—	—	—	—	—	5,148	12,171	2,167	9,972	21,872
Austria	—	—	—	—	—	8,294	21,523	11,207	12,428	46,164
Czechoslovakia	—	—	—	—	—	8,040	5,476	3,459	16,343	18,962
Philippine Islands and Guam	—	—	—	—	—	..	4	1,088
China (exclusive of Hongkong and Macao)	—	—	—	—	—	668	1,494	1,769	3,960	1,337
Japan	—	—	—	—	—	23,100	16,720	19,898	25,823	56,155
Egypt*	—	—	—	—	—	—	1,537	15	19	80
United States of America—										
Yld Atlantic Coast	—	—	—	—	—	19,353	40,155	18,136	43,492	36,345
" Pacific "	—	—	—	—	—	55	730	1,221	40	50
Other Foreign Countries	—	—	—	—	—	1,387	628	1,356	640	2,509
TOTAL FOREIGN COUNTRIES	—	—	—	—	—	1,60,104	2,03,069	1,55,467	2,11,395	2,71,487
Share of Bengal	—	—	—	—	—	54,557	53,431	37,194	64,330	32,794
" Bombay	—	—	—	—	—	1,37,932	1,33,310	1,79,562	1,94,533	3,69,234
" Sind	—	—	—	—	—	63,196	62,027	61,699	63,031	66,293
" Madras	—	—	—	—	—	63,039	39,409	33,943	33,344	43,234
" Burma	—	—	—	—	—	34,346	41,200	32,360	46,090	72,455
TOTAL	—	—	—	—	—	3,48,572	3,69,427	3,35,261	4,06,827	6,69,760

No. 13—continued

ARTICLES AND COUNTRIES OF CONSIGNMENT; ALSO SHARE OF EACH PROVINCE	QUANTITY					VALUE				
	1922-23	1923-24	1924-25	1925-26	1926-27	1922-23	1923-24	1924-25	1925-26	1926-27
						₹	₹	₹	₹	₹
Furniture and Cabinet- ware—continued										
<i>Furniture of other materials (other than bedsteads) (III G)—</i>										
United Kingdom	—	—	—	—	—	4,21,081	2,97,818	2,80,754	3,82,128	6,60,550
Aden and dependencies	—	—	—	—	—	45	1,908	150	60	300
Mesopotamia	—	—	—	—	—	1,887	174	80	1,728	359
Ceylon	—	—	—	—	—	13,099	8,278	8,223	8,687	18,459
Straits Settlements (including Labuan)	—	—	—	—	—	17,237	11,027	16,808	12,730	12,590
Hongkong	—	—	—	—	—	7,617	8,013	8,197	8,942	772
Natal	—	—	—	—	—	1,327	87	1,063	890	377
Kenya Colony	—	—	—	—	—	386	10	3,513	614	839
Other British Possessions	—	—	—	—	—	1,200	1,061	151	901	1,221
TOTAL BRITISH EMPIRE	—	—	—	—	—	4,64,829	3,28,368	3,13,938	4,11,720	6,95,467
Ethiopia	—	—	—	—	—	8,254	..
Germany	—	—	—	—	—	21,944	22,321	48,183	59,571	48,298
Netherlands	—	—	—	—	—	217	47	1,443	1,084	1,048
Belgium	—	—	—	—	—	2,001	5,087	3,461	7,008	7,741
France	—	—	—	—	—	11,145	42,806	5,748	18,691	9,824
Italy	—	—	—	—	—	8,063	2,036	4,350	4,929	25,001
Austria	—	—	—	—	—	8,438	6,941	536	3,133	4,014
Czechoslovakia	—	—	—	—	—	3,142	1,040	1,001
Perak	—	—	—	—	—	61	2,231	3,009	1,246	1,210
Siam	—	—	—	—	—	2,306	16	83	32	61
China (exclusive of Hong- kong and Macao)	—	—	—	—	—	7,016	6,465	2,468	1,024	3,181
Japan	—	—	—	—	—	95,511	89,121	35,798	95,405	90,271
Portuguese East Africa	—	—	—	—	—	111	3,872	431
United States of America— Via Atlantic Coast	—	—	—	—	—	75,165	1,29,041	94,035	1,01,966	1,05,391
“ Pacific “	—	—	—	—	—	1,274	557	494	194	981
Other Foreign Countries	—	—	—	—	—	505	606	1,459	1,247	891
TOTAL FOREIGN COUNTRIES	—	—	—	—	—	2,36,878	2,68,765	2,02,087	3,06,081	2,95,021
Share of Bengal	—	—	—	—	—	2,24,444	1,59,232	1,58,896	1,69,277	1,26,711
“ Bombay	—	—	—	—	—	2,92,833	2,87,573	2,07,308	4,11,069	6,084
“ Sind	—	—	—	—	—	38,348	39,691	32,596	383,781	441
“ Madras	—	—	—	—	—	56,371	29,242	32,264	40,195	781
“ Burma	—	—	—	—	—	89,612	81,445	82,971	1,61,901	1,281
TOTAL	—	—	—	—	—	7,01,407	5,97,133	5,16,025	7,19,801	9,905

GENERAL IMPORTS

No. 13—continued

ARTICLES, AND COUNTRIES OF CONSIGNMENT; ALSO SHARE OF EACH PROVINCE	QUANTITY					VALUE				
	1922-23	1923-24	1924-25	1925-26	1926-27	1922-23	1923-24	1924-25	1925-26	1926-27
Furniture and Cabinet-ware—continued						R	R	R	R	R
<i>Mouldings (LII, G)—</i>										
United Kingdom	—	—	—	—	—	19,464	17,065	15,972	41,997	34,194
Straits Settlements (including Labuan)	—	—	—	—	—	3,890	522
Victoria	—	—	—	—	—	2,540	288
Australian Commonwealth (Total)	—	—	—	—	—	2,540	288
Other British Possessions	—	—	—	—	—	1,054	362	10	..	5
TOTAL BRITISH EMPIRE	—	—	—	—	—	23,908	17,447	15,982	44,537	35,009
Sweden	—	—	—	—	—	1,007
Poland (including Dantzg)	—	—	—	—	—	4,786
Germany	—	—	—	—	—	1,91,153	4,34,549	3,12,172	4,73,954	5,27,236
Belgium	—	—	—	—	—	700	2,007	..	5,022	4,016
Italy	—	—	—	—	—	85,561	71,769	42,431	1,18,890	1,84,559
Austria	—	—	—	—	—	2,337	2,137	457	853	..
China (exclusive of Hongkong and Macao)	—	—	—	—	—	..	1,010
Japan	—	—	—	—	—	10,866	3,188	1,650	1,974	9,157
United States of America— Via Atlantic Coast	—	—	—	—	—	10,912	21,352	4,433	3,863	16,824
Other Foreign Countries	—	—	—	—	—	979	58	206
TOTAL FOREIGN COUNTRIES	—	—	—	—	—	3,02,508	5,36,012	3,61,193	6,09,614	7,47,641
Share of Bengal	—	—	—	—	—	35,635	71,757	33,846	75,642	38,769
.. Bombay	—	—	—	—	—	1,29,462	2,46,526	2,22,671	3,73,845	4,03,116
.. Sind	—	—	—	—	—	13,443	63,342	24,400	43,777	64,832
.. Madras	—	—	—	—	—	85,693	1,30,497	92,724	1,46,628	1,91,808
.. Burma	—	—	—	—	—	47,133	26,437	3,623	9,259	34,125
TOTAL	—	—	—	—	—	3,26,416	5,68,459	3,77,175	6,54,151	7,82,650
<i>Total value of Furniture and Cabinet-ware—</i>										
United Kingdom	—	—	—	—	—	8,02,963	6,65,124	6,77,408	9,07,814	14,44,543
Aden and Dependencies	—	—	—	—	—	45	1,950	350	351	635
Mesopotamia	—	—	—	—	—	2,522	523	506	1,946	551
Ceylon	—	—	—	—	—	53,030	34,736	35,662	36,592	44,691
Straits Settlements (including Labuan)	—	—	—	—	—	30,203	25,973	29,961	25,028	32,512
Hongkong	—	—	—	—	—	17,416	20,368	11,933	5,736	4,160
Egypt†	—	—	—	—	—	901	—	—	—	—
Natal	—	—	—	—	—	1,327	132	1,470	1,312	607
Kenya Colony	—	—	—	—	—	386	70	3,643	1,074	1,091
Western Australia	—	—	—	—	—	..	35	25
South Australia (including Northern Territory)	—	—	—	—	—	409
Victoria	—	—	—	—	—	334	11	50	3,970	415
New South Wales	—	—	—	—	—	625	1,082	182	13	..
Australian Commonwealth (Total)	—	—	—	—	—	1,009	1,122	237	3,983	824
Other British Possessions	—	—	—	—	—	623	1,571	1,012	765	2,372
TOTAL BRITISH EMPIRE	—	—	—	—	—	9,10,930	7,51,638	7,62,232	9,84,624	15,32,535

† Shown as a Foreign Country from 1923-24.

No. 13—continued

ARTICLES, AND COUNTRIES OF CONSIGNMENT; ALSO SHARE OF EACH PROVINCE	QUANTITY					VALUE				
	1922-23	1923-24	1924-25	1925-26	1926-27	1922-23	1923-24	1924-25	1925-26	1926-27
Furniture and Cabinet- ware—concluded						R	R	R	R	R
<i>Total value of Furniture and Cabinet-ware —continued</i>										
Estonia	—	—	—	—	—	3,674	5,298	11,515	19,385	9,253
Sweden	—	—	—	—	—	270	268	..	2,788	1,848
Denmark	—	—	—	—	—	2,400	..	69	7	70
Poland (including Dantzig) .	—	—	—	—	—	770	..	700	389	9,677
Germany	—	—	—	—	—	3,02,465	5,80,716	4,32,943	6,14,834	6,85,358
Netherlands	—	—	—	—	—	2,958	3,898	1,518	3,080	1,506
Belgium	—	—	—	—	—	6,541	8,069	4,013	12,401	11,081
France	—	—	—	—	—	13,132	46,191	18,673	23,377	21,506
Italy	—	—	—	—	—	99,538	86,191	49,648	1,36,113	2,81,268
Austria	—	—	—	—	—	19,225	31,548	12,479	17,414	50,781
Hungary	—	—	—	—	—	1,667
Czechoslovakia	—	—	—	—	—	11,182	6,516	3,459	16,848	18,062
Perak	—	—	—	—	—	206	2,440	2,974	1,366	1,385
Siam	—	—	—	—	—	3,101	194	339	51	72
Philippine Islands and Guam	—	—	—	—	—	..	4	1,088
China (exclusive of Hong- kong and Macao)	—	—	—	—	—	8,284	9,134	4,257	5,944	4,549
Japan	—	—	—	—	—	1,29,682	59,029	57,891	1,23,202	1,55,596
Egypt *	—	—	—	—	—	..	2,046	692	140	399
Portuguese East Africa	—	—	—	—	—	..	34	156	3,377	463
Italian East Africa (Somali- land and Britree)	—	—	—	—	—	17,741	..
United States of America— Via Atlantic Coast	—	—	—	—	—	1,89,027	2,04,330	1,78,660	2,17,207	2,74,273
" Pacific "	—	—	—	—	—	1,705	2,900	1,715	519	1,355
Other Foreign Countries	—	—	—	—	—	815	562	1,353	1,404	2,349
TOTAL FOREIGN COUNTRIES	—	—	—	—	—	7,44,020	11,09,423	7,83,555	12,15,773	14,85,939
<i>Share of Bengal</i>	—	—	—	—	—	3,32,269	3,39,593	2,74,989	3,72,247	4,08,365
" Bombay	—	—	—	—	—	6,85,622	3,36,591	7,23,950	10,54,294	15,80,479
" Sind	—	—	—	—	—	1,33,388	1,75,923	1,39,907	1,72,176	2,53,717
" Madras	—	—	—	—	—	2,53,455	3,00,540	2,37,065	3,00,693	3,92,899
" Burma	—	—	—	—	—	2,30,213	2,03,679	1,79,376	3,00,933	3,21,224
TOTAL	—	—	—	—	—	16,54,950	18,61,116	16,45,787	22,00,397	29,08,275
Gelatine (III. V)—										
United Kingdom	Owts. 278	Owts. 212	Owts. 156	Owts. 314	Owts. 307	53,124	40,682	30,830	39,081	38,023
Victoria	8	..	10	352	..
New South Wales	31	67	55	43	38	3,102	7,346	4,919	4,142
Australian Commonwealth (Total)	31	67	63	43	46	3,792	7,346	5,271	4,142
Other British Possessions	19	1	2	1	..
TOTAL BRITISH EMPIRE	278	243	223	377	350	53,191	43,735	38,728	44,393	42,165
Germany	6	7	44	5	9	893	955	4,192	887	1,419
France	38	26	6	72	37	6,425	4,263	1,079	7,651	4,743
Switzerland	15	15	34	65	173	2,175	1,389	2,751	5,358	13,829
Italy	2	8	13	13	27	239	902	1,118	1,122	1,704
Japan	40	12	71	61	..	2,335	437	4,193	4,932
United States of America— Via Atlantic Coast	3	24	63	54	..	215	2,792	7,899
Other Foreign Countries	2	4	7	6	23	695	499	699	856	2,459
TOTAL FOREIGN COUNTRIES	62	100	121	256	398	10,511	10,354	10,541	22,359	36,985
<i>Share of Bengal</i>	57	21	57	164	93	11,346	5,662	3,219	12,556	11,365
" Bombay	146	133	122	235	410	23,122	12,243	11,352	25,406	36,779
" Sind	47	76	70	53	60	13,339	19,584	17,436	12,038	13,419
" Madras	71	103	93	127	177	11,797	16,193	11,163	15,293	16,932
" Burma	14	..	2	4	3	1,447	492	1,049	1,864	695
TOTAL	335	343	344	633	748	63,702	54,089	49,294	67,102	79,159

* Shows as a Foreign Country from 1923-24.

GENERAL IMPORTS

(178)

No. 13—continued

ARTICLES, AND COUNTRIES OF CONSIGNMENT; ALSO SHARE OF EACH PROVINCE	QUANTITY					VALUE				
	1922-23	1923-24	1924-25	1925-26	1926-27	1922-23	1923-24	1924-25	1925-26	1926-27
Glass and Glassware—						R	R	R	R	R
<i>Bangles (III. H)—</i>										
United Kingdom	—	—	—	—	—	1,360	3,766	9,334	3,234	9,692
Straits Settlements (including Labuan)	—	—	—	—	—	2,398	370	1,922
Hongkong	—	—	—	—	—	2,258	4,495	18,664	5,930	11,890
Egypt*	—	—	—	—	—	4,491	—	—	—	—
Other British Possessions	—	—	—	—	—	79	286	23	15	516
TOTAL BRITISH EMPIRE	—	—	—	—	—	8,188	8,547	30,418	9,549	24,010
Norway	—	—	—	—	—	2,355
Germany	—	—	—	—	—	5,60,687	6,67,371	5,52,534	5,68,753	10,89,443
Belgium	—	—	—	—	—	..	16	..	14,290	..
Italy	—	—	—	—	—	94,922	56,189	1,65,133	71,670	66,411
Austria	—	—	—	—	—	6,12,947	3,66,593	2,32,372	1,31,535	66,255
Hungary	—	—	—	—	—	6,651
Czechoslovakia	—	—	—	—	—	28,21,512	33,20,112	62,22,818	68,40,955	51,48,215
Greece	—	—	—	—	—	1,700	..
China (exclusive of Hongkong and Macao)	—	—	—	—	—	5,31,401	3,82,130	2,57,593	1,02,837	76,808
Japan	—	—	—	—	—	33,47,809	38,31,101	25,00,904	23,66,735	20,63,742
Other Foreign Countries	—	—	—	—	—	21	..	264	952	926
TOTAL FOREIGN COUNTRIES	—	—	—	—	—	79,78,506	86,29,533	99,91,623	1,00,94,477	84,61,800
Share of Bengal	—	—	—	—	—	16,26,310	23,30,339	17,50,026	24,42,063	25,47,312
" Bombay	—	—	—	—	—	53,39,600	54,34,666	71,45,166	66,66,216	46,39,609
" Sind	—	—	—	—	—	69,648	1,07,323	60,727	57,673	70,553
" Madras	—	—	—	—	—	3,21,142	6,56,928	10,04,427	3,72,371	12,36,107
" Burma	—	—	—	—	—	61,195	58,776	61,690	65,698	41,729
TOTAL	—	—	—	—	—	79,86,693	86,88,030	1,00,22,036	1,01,04,026	84,85,810
Beads and False Pearls (III. H)—	Cwts.	Cwts.	Cwts.	Cwts.	Cwts.]					
United Kingdom	32	32	58	31	40	24,194	11,023	15,692	14,722	13,588
Straits Settlements (including Labuan)	6	3	4	107	..	2,327	937	810
Hongkong	7	5	2	1	..	3,054	2,163	1,787	339	236
Other British Possessions	1	1	4	..	172	610	579	819	440
TOTAL BRITISH EMPIRE	39	38	67	39	44	27,527	13,795	20,385	16,817	15,074
Germany	4,601	3,866	3,056	3,298	4,691	10,29,321	6,28,132	3,64,577	3,45,375	4,46,835
Belgium	4	..	20	17	1	1,030	16	2,040	3,356	1,934
France	652	72	54	60	99	46,810	41,583	32,694	32,219	41,344
Spain	22	12	63	46,196	18,133	25,484
Switzerland	2	5	312	8,395	..
Italy	8,722	7,234	9,250	11,047	9,133	8,76,703	5,87,294	7,16,813	7,28,606	4,90,840
Austria	816	1,119	572	618	509	2,03,680	2,25,272	1,18,379	98,270	94,744
Czechoslovakia	3,314	4,038	6,524	8,233	7,352	9,91,637	3,04,431	11,91,783	13,05,922	10,32,033
China (exclusive of Hongkong and Macao)	53	58	81	30	6	5,855	7,493	4,730	1,546	400
Japan	10,002	10,132	11,015	11,692	12,681	15,43,164	16,05,123	12,97,320	11,06,009	9,69,460
Tunisi	5	1,316	..
United States of America—										
Y ⁶ d Atlantic Coast	10	2	..	2	1	2,239	1,033	143	596	117
" Pacific "	1	12	..	50	..
Other Foreign Countries	4	..	1	2	3	901	13	566	315	1,241
TOTAL FOREIGN COUNTRIES	23,700	26,533	30,633	35,010	34,476	47,52,526	39,23,643	37,55,356	36,32,175	30,79,895
Share of Bengal	15,436	13,745	16,117	16,238	16,135	27,89,611	30,30,588	19,95,353	16,61,535	13,97,736
" Bombay	10,092	9,761	12,066	14,467	13,247	13,72,396	12,23,208	12,03,729	13,14,322	10,97,521
" Sind	532	923	1,366	1,613	2,103	1,79,325	2,79,539	2,37,727	3,29,539	3,23,312
" Madras	2,479	2,091	2,106	2,630	2,832	4,30,331	3,92,623	3,76,933	3,23,041	3,36,129
" Burma	206	46	60	101	133	27,390	11,425	11,953	16,555	23,214
TOTAL	23,739	26,571	30,705	35,049	34,520	47,80,053	39,42,438	37,75,741	36,43,992	30,94,972

* Shown as a Foreign Country from 1923-24.

No. 13—continued

ARTICLES AND COUNTRIES OF CONSIGNMENT; ALSO SHARE OF EACH PROVINCE	QUANTITY					VALUE				
	1922-23	1923-24	1924-25	1925-26	1926-27	1922-23	1923-24	1924-25	1925-26	1926-27
Glass and Glassware—										
<i>continued</i>										
Bottles and Patals—										
Soda water bottles (ILL. H)—										
United Kingdom	Gross 22,066	Gross 23,854	Gross 20,028	Gross 23,585	Gross 21,438	10,24,412	8,87,716	6,80,975	6,44,248	5,90,916
Ceylon	116	6	5	1	13	6,987	258	304	48	354
Straits Settlements (including Labuan)	48	70	67	107	89	2,606	2,196	2,378	2,948	1,992
New South Wales	..	47	1,910
Queensland	20	1,143
Australian Commonwealth (Total)	20	47	1,143	1,910
Other British Possessions	7	6	71	235	379	301
TOTAL BRITISH EMPIRE	22,271	23,983	20,100	23,693	21,611	10,35,363	8,72,450	6,82,657	6,47,244	5,92,568
Sweden	878	280	9,431	5,326
Norway	100	394	1,633	6,570
Germany	6,849	13,228	15,604	23,498	27,110	3,12,706	4,78,400	5,38,305	6,78,511	7,78,025
Netherlands	30	1,275
Belgium	507	154	16,206	4,200
Italy	12	1	150	326	18	3,817
Austria	418	12,184
Japan	1,442	790	2,286	677	1,122	38,332	36,143	12,313	18,032	18,309
Other Foreign Countries	4	10	7	..	6	212	516	288	..	177
TOTAL FOREIGN COUNTRIES	8,802	14,028	17,939	25,154	29,684	3,67,546	5,15,059	5,47,502	7,02,625	8,28,548
Share of Bengal	4,387	6,741	5,633	6,079	7,400	1,92,149	2,27,681	2,23,986	1,94,611	2,23,516
" Bombay	11,798	12,930	8,293	15,252	18,498	5,16,337	4,63,399	2,80,314	4,13,310	3,60,773
" Sind	6,361	7,962	3,741	10,414	11,940	2,97,340	3,16,010	3,09,713	3,16,468	3,34,571
" Madras	5,131	5,361	3,660	3,367	10,366	2,66,306	2,21,434	2,80,361	2,74,845	3,19,217
" Burma	3,496	5,027	5,722	8,735	3,046	1,30,747	1,53,494	1,26,821	1,21,936	1,26,024
TOTAL	31,078	38,011	38,039	48,847	51,245	14,02,929	13,87,518	12,40,150	13,49,809	14,22,111
Others (ILL. H)—										
United Kingdom	Gross 29,432	Gross 37,967	Gross 58,834	Gross 61,932	Gross 48,065	4,18,444	3,99,390	4,33,618	4,51,129	3,45,825
Mesopotamia	66	59	385	81	41	497	448	1,776	260	161
Ceylon	549	401	577	1,238	1,128	5,241	3,880	6,184	15,162	8,697
Straits Settlements (including Labuan)	10,391	7,307	10,055	7,338	7,479	37,091	68,954	37,308	58,698	62,166
Hongkong	1,388	437	1,350	381	1,340	4,013	1,169	3,902	1,601	3,437
Kenya Colony	259	130	217	408	212	1,467	952	1,941	2,502	1,316
Other British Possessions	26	12	12	68	..	337	468	100	240	..
TOTAL BRITISH EMPIRE	42,111	46,363	71,860	71,424	59,865	5,17,090	4,75,261	5,35,329	5,29,588	4,21,622
Sweden	8	..	203	6,247	4,756	223	..	3,397	37,398	60,867
Norway	50	760	536	10,018
Germany	62,218	92,798	89,030	125,908	114,600	5,37,542	5,95,450	6,12,861	7,34,174	7,77,164
Netherlands	10	201	149	1,610	397	188	388	1,428	17,320	5,590
Belgium	2,435	2,496	2,939	600	282	9,327	79,456	23,547	6,386	4,710
France	11	34	33	113	78	125	319	278	1,986	391
Spain	..	3,200	525	1,213	215
Italy	2	..	3	430	500	42	1	349	557	20,440
Austria	385	..	162	200	419	7,872	..	5,682	2,682	2,121
Czechoslovakia	2,297	1	51	3,538	234	1,366
Poland	2	2	4	2	17	25	14	34	25	1,361
China (excludes of Hongkong and Macao)	1	178	165	73	23	9	1,384	845	529	294
Japan	189,250	247,769	283,102	279,737	344,746	10,71,723	9,72,046	10,17,334	10,23,264	11,61,950
United States of America— Via Atlantic Coast	11,516	2,562	3,463	1,726	2,402	42,980	24,922	13,499	9,489	18,166
" Pacific	72	322	18	..
Other Foreign Countries	14	60	40	14	71	73	1,285	679	77	936
TOTAL FOREIGN COUNTRIES	205,802	349,300	382,237	416,896	469,102	16,70,079	16,16,437	16,84,108	18,99,675	20,60,406
Share of Bengal	122,403	154,242	194,333	193,315	199,322	3,51,362	7,99,653	3,66,447	10,53,293	9,37,473
" Bombay	108,099	155,426	167,904	193,106	208,290	3,06,489	7,53,664	7,37,200	7,51,531	3,37,320
" Sind	6,363	5,073	3,520	18,092	21,739	51,314	53,449	95,710	1,32,111	1,54,235
" Madras	22,166	35,276	29,244	30,538	28,232	1,46,621	2,12,090	1,73,490	1,64,314	1,63,446
" Burma	49,862	44,636	62,116	62,739	69,834	3,30,493	2,72,942	3,16,590	2,67,904	3,34,614
TOTAL	307,913	395,663	454,117	488,320	527,967	21,87,169	20,91,698	22,10,437	24,10,263	24,82,028

GENERAL IMPORTS

No. 13—continued

ARTICLES, AND COUNTRIES OF CONSIGNMENT; ALSO SHARE OF EACH PROVINCE	QUANTITY					VALUE				
	1922-23	1923-24	1924-25	1925-26	1926-27	1922-23	1923-24	1924-25	1925-26	1926-27
Glass and Glassware—continued						R	R	R	R	R
Bottles and Phials—continued										
Total Bottles and Phials—	Gross	Gross	Gross	Gross	Gross					
United Kingdom	51,518	61,621	78,862	85,517	70,108	14,42,856	12,67,106	11,23,593	10,95,377	9,36,741
Mesopotamia	66	65	885	81	41	497	827	1,776	260	161
Ceylon	664	407	582	1,237	1,141	12,223	4,138	6,438	15,210	9,051
Straits Settlements (including Labuan)	10,434	7,377	10,122	7,445	7,568	39,697	71,150	90,186	61,636	64,156
Hongkong	1,388	487	1,350	361	1,410	4,013	1,169	3,902	1,601	3,784
Kenya Colony	259	180	217	405	212	1,467	952	1,941	2,502	1,316
Victoria	3	9	65	240
New South Wales	1	48	10	2,113
Queensland	20	1,143
Australian Commonwealth (Total)	24	57	1,213	2,353
Other British Possessions	29	2	12	68	1	497	25	100	246	24
TOTAL BRITISH EMPIRE	64,382	70,346	91,980	95,117	80,476	15,52,473	13,47,720	12,27,983	11,76,832	10,15,165
Sweden	8	..	203	7,225	5,036	223	..	3,397	96,829	66,193
Norway	150	1,154	2,169	16,588
Germany	69,067	106,026	104,684	149,401	141,710	8,50,338	10,73,859	11,46,166	14,07,085	15,55,189
Netherlands	10	201	179	1,610	397	138	388	2,703	17,320	5,590
Belgium	2,942	2,496	2,939	690	436	25,533	19,456	23,547	6,386	8,010
France	11	84	33	113	78	125	319	278	1,986	391
Spain	3,200	525	1,213	215
Italy	2	..	15	431	650	42	1	675	575	24,257
Austria	335	..	162	200	337	7,872	..	5,682	2,632	14,255
Czechoslovakia	2,297	1	51	3,538	234	1,383
Persia	2	2	4	2	18	25	14	34	25	1,436
China (exclusive of Hongkong and Macao)	1	173	165	73	23	9	1,334	845	529	294
Japan	190,692	248,559	285,388	290,414	345,868	11,10,055	10,08,189	10,29,847	10,46,296	11,80,259
United States of America—										
Via Atlantic Coast	11,516	2,562	3,463	1,726	2,402	42,980	24,922	13,499	9,489	13,166
" Pacific	3	..	72	145	..	322	18	..
Other Foreign Countries	15	70	47	14	76	140	1,801	862	77	1,038
TOTAL FOREIGN COUNTRIES	274,604	363,328	400,176	442,050	498,736	20,37,625	21,31,496	22,31,610	25,92,300	28,88,954
Share of Bengal	126,690	160,383	201,966	199,894	207,222	16,44,001	10,27,334	10,90,432	12,17,904	12,10,929
" Bombay	119,897	169,356	177,197	203,353	221,735	13,23,376	12,23,463	10,57,414	11,64,391	11,93,073
" Sind	11,724	13,026	17,261	28,508	33,679	3,49,154	3,69,459	4,05,423	4,97,679	4,88,800
" Madras	27,297	40,647	37,394	38,905	38,846	4,22,327	4,33,524	4,62,351	4,38,855	4,88,663
" Burma	63,378	49,663	67,338	61,504	77,350	4,61,240	4,26,426	4,43,471	4,42,899	5,19,648
TOTAL	338,986	433,674	492,156	537,167	579,212	35,90,098	34,79,216	34,50,596	37,69,132	39,04,139
Bunnels, globes and glass parts of lamps (L.I.I. H)—										
United Kingdom	—	—	—	—	—	1,06,133	67,352	66,556	31,737	42,283
Straits Settlements (including Labuan)	—	—	—	—	—	871	1,206	1,035	944	687
Other British Possessions	—	—	—	—	—	1,007	632	974	467	455
TOTAL BRITISH EMPIRE	—	—	—	—	—	1,08,031	69,190	68,565	33,148	44,480
Sweden	—	—	—	—	—	1,590	1,273	105	411	2,441
Denmark	—	—	—	—	—	..	1,163	1,387	1,016	..
Germany	—	—	—	—	—	12,87,982	10,08,119	8,90,257	7,51,786	10,23,063
Netherlands	—	—	—	—	—	130	7,129	1,348	1,562	1,436
Belgium	—	—	—	—	—	43,901	91,854	82,465	76,230	99,123
France	—	—	—	—	—	335	4,584	1,708	443	475
Italy	—	—	—	—	—	10,190	5,859	4,811	4,230	14,597
Austria	—	—	—	—	—	81,967	60,163	60,499	45,600	1,16,510
Czechoslovakia	—	—	—	—	—	1,66,163	43,306	53,013	59,224	59,169
Japan	—	—	—	—	—	4,00,521	2,31,613	2,24,793	2,61,834	2,27,401

No. 13—continued

ARTICLES, AND COUNTRIES OF CONSIGNMENT; ALSO SHARE OF EACH PROVINCE	QUANTITY					VALUE				
	1922-23	1923-24	1924-25	1925-26	1926-27	1922-23	1923-24	1924-25	1925-26	1926-27
Glass and Glassware— contd.										
<i>Funnels, globes and glass parts of lamps (III. H)— continued</i>										
United States of America— Via Atlantic Coast	—	—	—	—	—	2,07,633	2,07,786	2,69,021	3,05,277	3,48,400
" Pacific "	—	—	—	—	—	72
Other Foreign Countries	—	—	—	—	—	427	402	804	428	..
TOTAL FOREIGN COUNTRIES	—	—	—	—	—	21,50,914	16,63,251	15,90,716	15,02,060	18,02,709
<i>Share of Bengal</i>	—	—	—	—	—	7,69,089	4,32,428	4,38,852	5,80,373	5,59,253
" Bombay "	—	—	—	—	—	10,37,918	7,01,271	7,76,214	5,64,301	6,57,053
" Sind "	—	—	—	—	—	1,39,474	2,25,471	1,02,122	1,00,302	1,71,163
" Madras "	—	—	—	—	—	1,51,492	2,40,069	2,05,504	2,19,584	4,32,037
" Burma "	—	—	—	—	—	1,70,981	83,202	85,999	74,538	1,11,641
TOTAL	—	—	—	—	—	22,58,945	17,32,441	16,59,281	15,85,198	19,37,139
Scientific glassware (III. H)—										
United Kingdom	—	—	—	—	—	58,413	50,671	58,237	65,288	51,424
Other British Possessions	—	—	—	—	—	146	352	..	720	108
TOTAL BRITISH EMPIRE	—	—	—	—	—	58,559	51,023	58,237	66,008	51,532
Germany	—	—	—	—	—	49,841	1,00,923	86,897	1,10,965	1,11,137
Netherlands	—	—	—	—	—	17	..	10,073	982	20
Franco	—	—	—	—	—	10,743	2,924	..	567	1,638
Switzerland	—	—	—	—	—	7,724	38	..
Italy	—	—	—	—	—	134	2,331	4,420	43	2,220
Austria	—	—	—	—	—	..	1,040	707	125	..
Czechoslovakia	—	—	—	—	—	750	3,440	466
Mekah Territory and Trucial Oman	—	—	—	—	—	1,847	..
Japan	—	—	—	—	—	61,593	27,447	45,508	72,639	56,065
United States of America— Via Atlantic Coast	—	—	—	—	—	12,302	2,469	10,729	2,984	6,619
Other Foreign Countries	—	—	—	—	—	..	93	290	370	400
TOTAL FOREIGN COUNTRIES	—	—	—	—	—	1,42,854	1,37,237	1,59,470	2,02,909	1,80,615
<i>Share of Bengal</i>	—	—	—	—	—	60,410	37,612	35,309	35,500	32,327
" Bombay "	—	—	—	—	—	80,502	34,260	1,12,744	1,50,945	1,16,446
" Sind "	—	—	—	—	—	46,173	32,525	35,743	43,133	55,040
" Madras "	—	—	—	—	—	26,125	20,220	19,241	18,160	13,698
" Burma "	—	—	—	—	—	18,203	13,623	14,670	17,915	14,535
TOTAL	—	—	—	—	—	2,31,413	1,38,310	2,17,707	2,68,917	2,32,147
Sheet and Plate* (III. H)—										
United Kingdom	Sqr. feet.	Sqr. feet	Sqr. feet.	Sqr. feet.	Sqr. feet.	18,24,492	11,48,122	10,40,006	8,76,572	8,71,800
Aden and Dependencies	3,500	12,500	3,220	551
Ceylon	1,624	160	280	951	942	1,764	302	168	278	532
Other British Possessions	248	26	..	404	568	90	20	..	212	818
TOTAL BRITISH EMPIRE	2,188,729	2,471,946	3,100,368	2,219,093	2,141,940	18,86,286	11,48,444	10,40,264	8,80,382	8,78,696
Germany	182,331	268,992	272,209	827,021	784,066	57,805	77,750	58,784	73,017	76,235
Netherlands	430	3,074	3,002	15,843	..	300	4,680	1,707	1,731	..
Belgium	15,890,434	14,160,127	20,646,437	19,131,989	22,301,635	22,93,428	20,56,390	22,35,712	13,49,678	21,90,843
Franco	1,804	..	7,500	285	2,820	1,614	..	825	1,050	2,405
Italy	4,322	3,301	3,793	1,160
Austria	2,320	1,149	54,800	809	320	11,960
Czechoslovakia	..	1,280	..	4,100	21,603	..	1,400	..	1,237	4,221
Japan	5,320	38,139	11,000	993	3,365	1,342
United States of America— Via Atlantic Coast	1,699	848	763	155	60	2,167	1,232	1,189	2,557	3,351
Other Foreign Countries	300	..	50	301	200	200	..	6	478	20
TOTAL FOREIGN COUNTRIES	16,077,048	14,434,321	20,942,651	20,073,303	23,159,545	23,55,514	21,41,612	23,45,115	19,37,241	22,91,543
<i>Share of Bengal</i>	5,630,421	6,236,422	3,520,026	9,536,251	3,267,293	9,43,112	5,92,411	10,20,373	3,47,625	9,22,110
" Bombay "	6,739,243	6,107,103	3,430,056	6,474,331	6,399,410	16,54,171	15,22,510	11,53,928	10,50,661	10,56,536
" Sind "	2,440,767	1,274,373	2,148,434	1,325,363	3,141,846	3,73,523	1,91,911	3,12,805	2,48,431	3,33,023
" Madras "	2,069,935	2,063,214	2,370,264	2,742,330	4,085,423	4,30,438	3,31,100	4,23,157	3,37,962	4,70,639
" Burma "	1,336,356	1,224,650	1,374,234	1,253,056	2,238,703	3,26,558	3,46,064	4,69,733	3,22,963	3,72,334
TOTAL	16,265,777	16,606,267	24,042,014	22,292,856	25,201,485	36,91,300	32,90,056	33,35,379	28,17,623	31,65,539

* Shown in "square feet" from 1922-23.

ARTICLES, AND COUNTRIES OF CONSIGNMENT; ALSO SHARE OF EACH PROVINCE	QUANTITY					VALUE				
	1922-23	1923-24	1924-25	1925-26	1926-27	1922-23	1923-24	1924-25	1925-26	1926-27
Wares and Glassware— continued Tableware (including de- canters, tumblers, etc.) (III. H)—						R	R	R	R	R
United Kingdom	—	—	—	—	—	1,12,609	78,872	81,532	88,362	78,485
Straits Settlements (including Labuan)	—	—	—	—	—	299	293	584	1,000	561
Other British Possessions	—	—	—	—	—	148	228	170	16	873
TOTAL BRITISH EMPIRE	—	—	—	—	—	1,13,141	79,388	82,286	89,378	79,419
Sweden	—	—	—	—	—	6,148	5,565	13,079	2,187	7,568
Norway	—	—	—	—	—	3,385	272	1,800	..	383
Denmark	—	—	—	—	—	1,071	..
Germany	—	—	—	—	—	1,18,217	2,01,994	1,88,541	1,84,876	1,87,001
Netherlands	—	—	—	—	—	404	15,684	6,185	2,650	1,164
Belgium	—	—	—	—	—	86,822	1,37,668	1,04,683	1,02,346	84,868
France	—	—	—	—	—	6,748	4,703	3,909	4,760	853
Italy	—	—	—	—	—	5,082	956	1,855	2,251	8,922
Austria	—	—	—	—	—	7,565	3,568	5,109	2,870	13,010
Czechoslovakia	—	—	—	—	—	26,241	8,028	9,888	8,399	15,044
China (exclusive of Hongkong and Macao)	—	—	—	—	—	2,004	30	..
Japan	—	—	—	—	—	6,68,077	5,56,209	4,78,728	6,07,280	5,05,411
United States of America— Via Atlantic Coast	—	—	—	—	—	3,868	6,551	2,735	830	11,870
Other Foreign Countries	—	—	—	—	—	5	318	123	..	91
TOTAL FOREIGN COUNTRIES	—	—	—	—	—	9,38,954	9,43,461	8,16,580	8,69,080	8,36,325
<i>Share of Bengal</i>	—	—	—	—	—	2,81,601	2,39,207	2,44,925	2,17,527	1,10,888
<i>Bombay</i>	—	—	—	—	—	4,21,003	4,17,987	3,08,312	2,97,237	2,49,199
<i>Sind</i>	—	—	—	—	—	1,35,302	1,64,969	1,28,532	1,53,413	2,17,359
<i>Madras</i>	—	—	—	—	—	46,021	50,410	40,222	31,350	30,332
<i>Burma</i>	—	—	—	—	—	1,68,188	1,50,296	1,76,876	2,58,931	2,47,066
TOTAL	—	—	—	—	—	10,52,095	10,22,849	8,98,866	9,58,458	9,14,714
Other Glassware (III. H)—										
United Kingdom	—	—	—	—	—	6,25,123	5,28,478	5,13,722	4,48,050	5,42,288
Ceylon	—	—	—	—	—	4,588	4,448	1,988	4,170	2,077
Straits Settlements (including Labuan)	—	—	—	—	—	5,832	11,541	5,092	3,575	3,989
Hongkong	—	—	—	—	—	2,044	1,468	2,218	1,231	1,322
Victoria	—	—	—	—	—	747	710	..	1,106	165
New South Wales	—	—	—	—	—	..	222	..	1,897	..
Australian Commonwealth (Total)	—	—	—	—	—	747	932	..	3,006	165
Other British Possessions	—	—	—	—	—	1,338	405	851	565	704
TOTAL BRITISH EMPIRE	—	—	—	—	—	6,39,672	5,47,287	5,23,871	4,60,596	5,50,545
Sweden	—	—	—	—	—	5,673	2,068	3,400	391	4,016
Norway	—	—	—	—	—	1,084	4,498	1,668
Germany	—	—	—	—	—	5,29,384	5,41,229	6,13,246	5,93,310	7,41,638
Netherlands	—	—	—	—	—	4,420	15,617	16,244	12,189	11,034
Belgium	—	—	—	—	—	86,272	1,48,018	2,12,364	2,28,267	2,83,117
France	—	—	—	—	—	25,588	44,868	37,747	46,419	57,058
Switzerland	—	—	—	—	—	275	2,130	693	150	13
Italy	—	—	—	—	—	30,844	24,283	27,482	35,534	27,968
Austria	—	—	—	—	—	37,783	19,335	36,223	26,844	54,727
Czechoslovakia	—	—	—	—	—	28,244	34,697	78,057	63,091	71,531
Perak	—	—	—	—	—	5	30	2,650	35,085	7,215
Java	—	—	—	—	—	4,594	..	2	116	52
China (exclusive of Hong- kong and Macao)	—	—	—	—	—	33,841	17,571	42,675	1,986	9,860
Japan	—	—	—	—	—	8,68,441	8,23,637	9,36,313	12,85,014	16,36,347
Egypt*	—	—	—	—	—	50	17	24	27	2,042
Portuguese East Africa	—	—	—	—	—	1,021
United States of America— Via Atlantic Coast	—	—	—	—	—	72,742	59,073	48,700	64,131	93,380
Pacific	—	—	—	—	—	345	336	33	..	125
Other Foreign Countries	—	—	—	—	—	512	701	523	415	573
TOTAL FOREIGN COUNTRIES	—	—	—	—	—	17,29,458	17,33,560	20,58,861	23,82,702	30,03,204

* Shown as a Foreign Country from 1923-24.

No. 13—continued

ARTICLES, AND COUNTRIES OF CONSIGNMENT; ALSO SHARE OF EACH PROVINCE	QUANTITY					VALUE				
	1922-23	1923-24	1924-25	1925-26	1926-27	1922-23	1923-24	1924-25	1925-26	1926-27
						₹	₹	₹	₹	₹
Glass and Glassware—continued										
<i>Other Glassware (III. H)—continued</i>										
Share of Bengal	—	—	—	—	—	7,75,009	9,08,529	11,16,886	13,77,411	18,86,473
" Bombay	—	—	—	—	—	13,12,056	10,96,377	11,87,490	11,74,833	13,19,656
" Sind	—	—	—	—	—	50,986	54,774	56,443	53,309	57,053
" Madras	—	—	—	—	—	95,827	99,749	1,21,044	1,22,413	1,33,303
" Birma	—	—	—	—	—	1,37,793	1,22,427	1,00,670	1,15,333	1,65,266
TOTAL	—	—	—	—	—	33,69,120	22,80,847	25,82,732	28,43,298	36,63,749
Total value of Glass and Glassware—										
United Kingdom	—	—	—	—	—	37,35,230	31,55,389	29,08,752	26,23,342	25,47,806
Aden and Dependencies	—	—	—	—	—	856	295	208	8,631	646
Mesopotamia	—	—	—	—	—	899	1,362	2,439	698	245
Ceylon	—	—	—	—	—	10,432	9,494	9,251	20,468	13,227
Straits Settlements (including Labuan)	—	—	—	—	—	96,956	84,695	1,01,617	68,976	72,147
Hongkong	—	—	—	—	—	11,648	9,509	27,210	9,124	17,489
Egypt*	—	—	—	—	—	4,611	—	—	—	—
Kenya Colony	—	—	—	—	—	1,492	1,007	2,108	2,557	1,456
South Australia (including Northern Territory)	—	—	—	—	—	..	25	793
Victoria	—	—	—	—	—	820	955	2	1,118	208
New South Wales	—	—	—	—	—	167	2,335	2	2,007	..
Queensland	—	—	—	—	—	1,143
<i>Australian Commonwealth (Total)</i>	—	—	—	—	—	2,130	3,315	4	3,129	998
Other British Possessions	—	—	—	—	—	773	268	408	794	617
TOTAL BRITISH EMPIRE	—	—	—	—	—	88,78,877	82,65,394	80,52,007	27,32,710	26,84,101
Sweden	—	—	—	—	—	13,829	8,924	19,987	90,838	80,238
Norway	—	—	—	—	—	10,890	1,244	2,892	6,662	18,684
Denmark	—	—	—	—	—	..	1,168	2,143	2,167	420
Germany	—	—	—	—	—	44,33,325	43,09,377	33,96,002	39,39,267	51,80,735
Netherlands	—	—	—	—	—	6,160	43,448	38,500	36,384	26,500
Belgium	—	—	—	—	—	25,36,486	24,53,488	27,11,131	22,75,922	24,68,810
France	—	—	—	—	—	92,203	98,991	77,271	87,444	1,05,090
Spain	—	—	—	—	—	46,106	19,346	25,699	2	10
Switzerland	—	—	—	—	—	7,999	2,942	1,328	9,007	13
Italy	—	—	—	—	—	10,17,867	6,76,913	9,21,205	8,87,246	6,97,441
Austria	—	—	—	—	—	9,51,764	6,77,971	4,60,370	3,11,256	3,71,561
Hungary	—	—	—	—	—	6,851	258	808
Czechoslovakia	—	—	—	—	—	40,82,300	42,18,211	75,59,852	62,73,502	68,38,048
Serbo-Croat-Slovene State (Yugo-slavia)	—	—	—	—	—	1,010
Greece	—	—	—	—	—	1,700	..
Mascat Territory and Trucial Oman	—	—	—	—	—	68	16	..	1,854	170
Persia	—	—	—	—	—	302	64	2,752	39,075	3,663
Java	—	—	—	—	—	4,698	237	572	157	234
China (exclusive of Hongkong and Macao)	—	—	—	—	—	5,73,358	4,06,566	3,05,843	1,07,430	87,482
Japan	—	—	—	—	—	80,04,550	80,83,320	66,74,406	67,49,172	66,40,927
Egypt*	—	—	—	—	—	..	876	462	167	1,675
Tunis	—	—	—	—	—	1,316	..
Portuguese East Africa	—	—	—	—	—	..	15	1,088	..	20
United States of America— Via Atlantic Coast	—	—	—	—	—	3,44,429	3,03,216	3,46,025	3,85,766	4,76,412
" Pacific	—	—	—	—	—	562	348	371	68	125
Other Foreign Countries	—	—	—	—	—	783	167	452	274	37
TOTAL FOREIGN COUNTRIES	—	—	—	—	—	2,20,86,350	2,13,08,843	2,29,49,331	2,32,12,934	2,26,34,043
Share of Bengal	—	—	—	—	—	33,41,134	30,04,493	77,42,556	33,35,939	36,53,920
" Bombay	—	—	—	—	—	1,29,90,921	1,16,56,722	1,29,45,586	1,23,82,106	1,01,90,112
" Sind	—	—	—	—	—	13,43,983	14,76,031	13,39,327	14,52,439	17,16,909
" Madras	—	—	—	—	—	19,03,161	22,24,737	25,58,464	23,88,735	32,06,707
" Birma	—	—	—	—	—	13,81,023	12,12,249	13,55,316	139,0,925	15,00,431
TOTAL	—	—	—	—	—	2,59,60,227	2,45,74,237	2,60,01,338	2,59,45,644	2,62,88,239

* Shown as a Foreign Country from 1923-24.

ARTICLES, AND COUNTRIES OF CONSIGNMENT; ALSO SHARE OF EACH PROVINCE	QUANTITY					VALUE				
	1922-23	1923-24	1924-25	1925-26	1926-27	1922-23	1923-24	1924-25	1925-26	1926-27
	Owts.	Owts.	Owts.	Owts.	Owts.	R	R	R	R	R
(III. V)—										
United Kingdom	8,422	9,730	6,888	10,668	6,421	2,85,347	3,60,174	1,84,990	2,52,005	1,67,038
Aden and Dependencies	38	3,228
Straits Settlements (including Labuan)	2	4	..	30	54	215	178	..	1,082
Hongkong	564	256	428	213	848	23,049	13,290	19,031	8,984	15,848
Other British Possessions	1	124	82
TOTAL BRITISH EMPIRE	8,986	10,022	7,318	10,881	6,799	3,13,674	3,77,048	2,04,199	2,60,989	1,85,466
Sweden	202	1,106	398	9,926	37,717	17,077
Norway	140	3,566
Germany	189	216	297	260	363	5,581	8,745	15,049	7,970	12,558
Netherlands	100	100	180	115	..	3,215	2,939	5,265	3,495
Belgium	313	466	448	651	1,048	12,134	14,403	13,672	19,490	68,493
Switzerland	13	1,207
Italy	100	10	100	290	515	5,473	300	3,851	7,563	12,764
Austria	27	10	110	60	..	813	310	2,654	1,590
China (exclusive of Hongkong and Macao)	213	76	92	79	28	12,307	3,549	4,270	3,680	1,380
Japan	17	950	1,013	1,591	1,950	991	50,636	55,706	57,742	93,880
United States of America—										
Via Atlantic Coast	8	9	3	48	104	1,899	1,435	552	3,265	5,633
" Pacific "	12
Other Foreign Countries	23	..	17	6	1	788	..	662	239	140
TOTAL FOREIGN COUNTRIES	813	1,867	2,232	4,321	5,322	39,173	84,315	1,06,937	1,45,585	2,15,887
Share of Bengal]	4,351	5,302	3,562	6,397	4,134	1,75,930	2,59,034	1,29,728	1,54,521	1,60,639
" Bombay	2,369	4,200	3,337	4,842	4,699	73,848	1,23,113	1,05,647	1,61,191	1,49,415
" Sind]	304	246	316	364	438	11,405	8,298	3,779	10,554	14,357
" Madras	739	557	839	1,277	1,311	35,571	31,423	30,676	37,344	38,904
" Burma;	1,976	1,234	1,426	2,322	1,439	55,993	34,482	30,306	62,954	38,633
TOTAL	9,799	11,869	9,600	15,202	12,121	3,52,747	4,61,368	3,11,136	4,06,574	4,01,353
Min, Pulse and Flour—										
Barley (I. C)—										
United Kingdom	Tons 2	Tons 4	Tons 10	Tons 1	Tons ..	887	1,728	3,543	701	273
Mesopotamia	406	..	53	..	2,006	90,974	..	5,910	..	4,77,697
Straits Settlements (including Labuan)	31	190	..	121	305	5,917
Hongkong	26	297	297	181	175	5,216
Other British Possessions	20	92	..
TOTAL BRITISH EMPIRE	408	4	63	1	2,663	92,369	2,025	9,755	1,273	4,89,103
Netherlands	3	15	30	26	..	1,175	5,104	12,048	7,478
Mascat Territory and Trucial Oman	21	29	2,330	5,900
China (exclusive of Hongkong and Macao)	10	1,400	..
Other Foreign Countries	1	15	20	473	30
TOTAL FOREIGN COUNTRIES	21	3	15	56	55	2,330	1,190	5,124	13,921	13,408
Share of Bengal	368	13
" Bombay	427	..	10	17	2,439	93,750	48	1,177	1,335	4,69,439
" Sind	43	..	146	54	..	4,733	..	14,138
" Madras	1	7	25	40	26	505	2,370	3,647	12,521	7,583
" Burma	1	57	339	297	322	439	11,338
TOTAL	429	7	78	57	2,713	95,198	3,215	14,879	15,194	5,02,511
Beans (dry) (I. C)—										
United Kingdom	Tons 4	Tons 6	Tons 8	Tons 19	Tons 2	1,885	2,887	4,176	6,233	1,279
Aden and Dependencies	4	..	56	66	..	1,000	13
Mesopotamia	41	60	55	44	4	3,178	12,968	9,157	10,790	677
Straits Settlements (including Labuan)	5	2	46	68	28	1,150	297	3,409	13,753	5,397
Hongkong	229	292	238	214	185	37,273	55,515	45,562	44,753	33,203
Mauritius and Dependencies	3	1,127
Other British Possessions	2	1	1	421	162	5	..	230
TOTAL BRITISH EMPIRE	284	361	347	340	220	50,093	72,195	67,309	86,569	45,654

No. 13—continued

ARTICLES, AND COUNTRIES OF CONSIGNMENT; ALSO SHARE OF EACH PROVINCE	QUANTITY					VALUE				
	1922-23	1923-24	1924-25	1925-26	1926-27	1922-23	1923-24	1924-25	1925-26	1926-27
Grain, Pulse and Flour— continued.										
Beans (dry) (L. O)— continued	Tons	Tons	Tons	Tons	Tons					
Peria	6	1,422	49	79	82	
China (exclusive of Hong- kong and Macao)	69	45	37	56	96	16,815	10,800	9,514	12,674	19,5
Portuguese East Africa	67	5	69	49	50	11,965	805	10,820	14,042	10,1
United States of America	1	778	1,571	898	114	..
Via Atlantic Coast	34	471	164	315	..
" Pacific "	987	630	938	1,088	..
Other Foreign Countries	4	2	4	1	..					
TOTAL FOREIGN COUNTRIES	146	53	110	106	146	32,001	13,826	22,203	28,265	31,
Share of Bengal.	6	1	3	2	..	350	373	754	1,098	..
" Bombay	188	103	170	200	162	41,834	24,274	33,700	62,323	35,
" Sind	1	4	310	63	110	122	..
" Madras	2	5	38	34	1	305	1,250	7,346	6,972	..
" Burma	233	305	246	219	199	39,294	60,061	47,704	44,319	30,
TOTAL	430	414	457	455	366	82,094	86,021	80,812	1,14,834	76,
Gram (L. O)—	Tons	Tons	Tons	Tons	Tons					
Ceylon	48	4	167	4,894	37	129	..
Straits Settlements (including Labuan)	35	1	..	3,328	65	..	506	..
Other British Possessions	1	2	2	1	107	372	898	680	..
TOTAL BRITISH EMPIRE	35	49	2	3	5	3,602	5,331	480	1,274	..
Portuguese East Africa	9	1,465
Italian East Africa (Somal- land and Eritrea)	186	40,725
Other Foreign Countries	88	138	..	25	..
TOTAL FOREIGN COUNTRIES	186	..	9	40,813	138	1,465	25	..
Share of Bengal	1	1	..	15	..	174	..
" Bombay	186	..	11	2	..	40,375	571	1,858	510	..
" Sind	1	160	14
" Madras	48	4	61	4,574	33	573	..
" Burma	35	3,479	149	..	30	..
TOTAL	221	49	11	3	5	44,415	5,469	1,895	1,209	..
Souls and Bales (L. O)—	Tons	Tons	Tons	Tons	Tons					
Aden and Dependencies	49	8,
Mesopotamia	124	..	158	..	315	17,911	41	25,562	..	52,
Ceylon	55	..	19	17	36	6,471	..	1,476	1,903	3,
Natal	18	3,712
Zanzibar and Pemba	17	22	2,950	2,
Kenya Colony	15	9	1,800	855
Tanganyika Territory	2,318	526	212	4,00,897	50,546	37,
Other British Possessions
TOTAL BRITISH EMPIRE	2,547	535	177	17	635	4,32,841	60,536	27,038	1,503	1,04

GENERAL IMPORTS

(186)

No. 13—continued

ARTICLES, AND COUNTRIES OF CONSIGNMENT; ALSO SHARE OF EACH PROVINCE	QUANTITY					VALUE				
	1922-23	1923-24	1924-25	1925-26	1926-27	1922-23	1923-24	1924-25	1925-26	1926-27
Grain, Pulse and Flour —continued						R	R	R	R	R
<i>Jowar and Bajra (I. O)</i> — continued	Tons	Tons	Tons	Tons	Tons					
Turkey, Asiatic	173	17,630
Other Foreign Countries	4	36	125	8	..	820
TOTAL FOREIGN COUNTRIES	..	173	4	36	17,755	8	..	820
<i>Share of Bombay</i>	2,492	535	153	..	506	4,26,400	60,536	25,570	31	31,542
<i>Seed</i>	97	10,364
<i>Madras</i>	55	..	19	17	36	6,471	..	1,476	1,382	3,665
<i>Burma</i>	173	6	17,755
TOTAL	2,547	708	177	17	639	4,32,877	78,291	27,046	1,903	1,05,861
Oats (I. O) (a) —	Tons	Tons								
United Kingdom	275
Straits Settlements (including Labuan)	3	454
TOTAL BRITISH EMPIRE	3	729
<i>Share of Bengal</i>	305
<i>Burma</i>	3	424
TOTAL	3	729
Pulse (I. O) —	Tons	Tons	Tons	Tons	Tons					
United Kingdom	2	8	1	5	33	1,380	2,947	935	3,036	13,334
Aden and Dependencies	28	127	37	..	284	6,204	16,732	5,051	11	62,778
Mesopotamia	306	784	392	36	1,690	52,761	98,404	58,578	8,066	3,12,405
Ceylon	11	13	13	3	208	2,460	1,489	1,887	441	42,019
Straits Settlements (including Labuan)	171	274	141	60	917	30,689	35,407	25,723	11,538	2,00,280
Hongkong	44	26	..	36	343	7,140	6,236	..	6,540	77,694
Zanzibar and Pemba	25	..	33	4,192	..	3,833	10	20
Kenya Colony	37	1	23	8,270	95	6,650
Mauritius and Dependencies	8	1,113	..
Tanganyika Territory	64	10,300
British West India Islands	7	1,200	..
Victoria	9	16	16	26	15	3,398	5,251	5,324	8,458	5,500
Fasmania	16	1	5,249	285
New South Wales	3	8	1,175	2,341
Australian Commonwealth (Total)	9	19	24	43	16	3,398	6,456	7,665	13,707	5,785
Other British Possessions	1	1	..	1	..	212	75	..	310
TOTAL BRITISH EMPIRE	697	1,253	642	197	3,520	1,26,794	1,67,972	98,797	45,662	7,21,275
Austria	5	1,917
Italy	15	2,200
Muscat Territory and Trucial Oman	2	35	5	1	2	330	4,172	768	270	490
Persia	2	59	13	..	3	570	7,055	1,832	..	580
China (exclusive of Hongkong and Macao)	466	286	179	97	3,328	1,25,033	55,532	39,927	23,438	7,22,633
Japan	2	3	5	2	4	1,128	1,492	1,773	259	815

No. 13—continued

ARTICLES, AND COUNTRIES OF CONSIGNMENT; ALSO SHARE OF EACH PROVINCE	QUANTITY					VALUE				
	1922-23	1923-24	1924-25	1925-26	1926-27	1922-23	1923-24	1924-25	1925-26	1926-27
Grain, Pulse, and Flour—continued						R	R	R	R	R
<i>Pulse (I. O.)—continued</i>	Tons	Tons	Tons	Tons	Tons					
Portuguese East Africa	84	..	59	49	169	17,505	..	6,796	9,831	41,86
Italian East Africa (Somaliland and Eritrea)	15	9	3,000	1,76
Other Foreign Countries	1	4	5	1	1	770	837	1,480	123	46
TOTAL FOREIGN COUNTRIES	86	4	64	65	240	18,275	837	8,276	13,854	43,66
<i>Share of Bengal</i>	37	38	5	19	626	3,993	10,534	1,142	3,085	1,42,71
<i>Bombay</i>	984	1,234	469	263	5,381	2,24,583	1,34,310	36,041	62,148	11,86,36
<i>Sind</i>	86	117	253	2	686	15,833	14,709	31,857	1,296	1,20,01
<i>Madras</i>	51	14	31	31	219	7,236	1,430	15,033	5,000	46,04
<i>Burma</i>	111	187	95	47	129	17,325	25,919	15,400	9,334	26,88
TOTAL	1,269	1,640	908	362	7,041	2,74,470	2,37,002	1,46,473	81,933	15,31,99
<i>Rice in the husk (I. O.)—</i>	Tons	Tons	Tons	Tons	Tons					
Ceylon	5	1	45	22	15	666	175	4,768	2,352	1,75
Other British Possessions	3	289	63	10	8	..
TOTAL BRITISH EMPIRE	8	1	45	22	15	955	238	4,778	2,360	1,75
Siam	..	1	..	6	90	45	1,500	..
Java	..	2,000	3,18,027	2
Japan	..	4	1,563
Egypt †	180	26,86
Other Foreign Countries	100
TOTAL FOREIGN COUNTRIES	..	2,005	..	6	180	..	3,14,780	45	1,500	26,88
<i>Share of Bombay</i>	..	2,004	1	3,14,700	35	..	9
<i>Sind</i>	2	32
<i>Madras</i>	3	1	44	23	13	942	223	4,833	2,360	1,431
<i>Burma</i>	..	1	..	6	180	14	90	45	1,500	26,894
TOTAL	3	2,006	45	29	195	955	3,15,013	4,818	3,860	28,046
<i>Rice not in the husk (I. O.)—</i>	Tons	Tons	Tons	Tons	Tons					
United Kingdom	1	12	3	7	15	251	2,760	464	2,160	3,353
Maldives	1	1,130	175
Ceylon	22	30	20	523	130	3,570	4,005	3,513	87,702	22,074
Straits Settlements (including Labuan)	284	298	298	9	20	57,642	47,629	53,313	2,781	3,680
Hongkong	41	170	250	16	20	8,373
British West India Islands	15	5	4,000	623
Other British Possessions	3	4	5	2	5	906	1,187	806	1,020	1,363
TOTAL BRITISH EMPIRE	260	344	326	556	217	62,539	56,681	57,917	98,623	40,343
Italy	5	..	115	127	48	1,561	166
Java	..	10,807	2	..	7	..	17,21,377	236	85	1,771
Japan	54	61	51	50	64	24,973	24,829	20,161	19,740	23,463
Madagascar	28	8	..	5,500	..
United States of America— <i>Via Atlantic Coast</i>	1	5	..	45	255	72	1,108	..
Other Foreign Countries	3	8	5	10	1	984	1,661	1,212	1,024	360
TOTAL FOREIGN COUNTRIES	58	10,875	58	93	72	26,122	17,48,757	21,749	29,018	25,764

from 1923-24.

ARTICLE, AND COUNTRIES OF (CONSIGNMENT; ALSO SHARE OF EACH PROVINCE	QUANTITY					VALUE				
	1922-23	1923-24	1924-25	1925-26	1926-27	1922-23	1923-24	1924-25	1925-26	1926-27
Grain, Pulse and Flour —continued										
Rice not in the husk (I. O) —continued										
Share of Bengal	Tons 6	Tons 29	Tons 9	Tons 18	Tons 29	4,531	9,034	3,640	5,914	6,549
" Bombay	289	11,168	70	181	200	79,571	17,91,438	21,640	44,151	47,931
" Sind	1	1	6	6	75	158	369	1,687	2,191
" Madras	18	5	20	438	41	3,056	1,138	3,186	75,415	6,912
" Burma	5	17	284	9	14	1,428	3,675	51,031	674	2,400
TOTAL	318	11,220	384	649	289	88,661	18,05,488	79,666	1,27,841	66,818
Rice flour (I. O)—										
TOTAL BRITISH EMPIRE	Tons 1	Tons ..	Tons ..	Tons ..	Tons ..	291	126	65	18	27
TOTAL FOREIGN COUNTRIES	86	75	1
Share of Bengal	78	..
" Bombay	1	237	20	26	10	28
" Sind	1
" Madras	65	..	5
" Burma	54	106	..	8	10
TOTAL	1	291	126	91	93	38
Wheat (I. O)—										
United Kingdom	156	..	1	26,763	..	188
Mesopotamia	8,222	11,026	4,029	..	33	15,85,974	15,30,904	5,50,692	25	4,976
Mauritius and Dependencies	8	1,329
Western Australia	988	25,011	4,571	1,52,575	42,03,911	8,20,124
South Australia (including Northern Territory)	2,162	10,407	28,785	3,54,449	19,24,949	47,21,580
Victoria	5,318	7,135	9,04,164	12	11,48,533
New South Wales	1,481	3,70,287
Australian Commonwealth (Total)	9,949	35,418	40,441	17,81,475	61,28,872	66,85,247
Other British Possessions	2	..	3	2	..	285	..	456	802	..
TOTAL BRITISH EMPIRE	18,173	11,026	4,196	35,420	40,475	33,67,734	15,30,904	5,79,230	61,29,669	66,90,411
Turkey, Asiatic	1,428	1,02,733
Maskat Territory and Trucial Oman	8	2,250	27	..
Persia	7	1,260
Italian East Africa (Somaland and Eritrea)	9	1,533
United States of America—West Atlantic Coast	730	8	2	1,82,350	322	348	..	63
Other Foreign Countries	2	1	..	259	178
TOTAL FOREIGN COUNTRIES	754	1,438	2	..	1	1,87,393	1,03,314	348	27	236
Share of Bengal	138	8	2	16,252	35,370	36,612	322	351	29,82,300	58,65,115
" Bombay	3,150	11,027	4,196	19,168	4,605	15,74,854	15,31,167	5,79,109	31,47,424	3,25,311
" Sind	10,587	1	1	19,43,376	86	100
" Madras	20
" Burma	2	1,428	285	1,92,733	98	..	63
TOTAL	18,927	12,404	4,198	35,420	40,476	35,55,127	17,24,308	5,79,578	61,59,726	66,90,647
Wheat flour in bags (I. O)—										
United Kingdom	Tons 3	Tons 5	Tons 2	Tons 5	Tons 2	1,292	930	400	1,107	630
Ceylon	109	209	1	19,420	18,444	128	74	56
Straits Settlements (including Labuan)	192	9	84	15	14	57,308	4,708	9,347	4,895	3,668
Hongkong	1,316	3,63,237	145	112	..	75
Egypt	48
Western Australia	74	180	..	27	..	17,207	36,297	..	7,711	..

No. 13—continued

ARTICLES, AND COUNTRIES OF CONSIGNMENT; ALSO SHARE OF EACH PROVINCE	QUANTITY					VALUE				
	1922-23	1923-24	1924-25	1925-26	1926-27	1922-23	1923-24	1924-25	1925-26	1926-27
						₹	₹	₹	₹	₹
Grain, Pulse and Flour —continued										
<i>Wheat flour in bags (I. O)</i> —continued	Tons	Tons	Tons	Tons	Tons					
Victoria	318	44	78	100	36	₹2,832	11,337	16,178	26,257	8,763
New South Wales	357	74	18	89,486	16,174	4,748
Australian Commonwealth (Total)	749	298	96	127	36	1,59,525	63,808	20,926	33,973	8,763
Other British Possessions	3	1	1	1,202	221	205	5	..
TOTAL BRITISH EMPIRE	2,366	522	184	147	52	6,87,032	88,256	31,118	40,148	13,489
Netherlands	10	3,425
Austria	278	4	72,450	1,413
China (exclusive of Hong- kong and Macao)	349	92,932	..	95
Egypt †	15	3,805
Other Foreign Countries	1	5	833	1,311	200	540	201
TOTAL FOREIGN COUNTRIES	688	24	1,69,640	6,110	295	540	201
<i>Share of Bengal</i>	90	2	..	6	..	25,079	476	78	1,657	21
" <i>Bombay</i>	190	200	89	123	37	64,475	41,126	21,560	32,942	9,752
" <i>Sind</i>	2	480	16	6
" <i>Madras</i>	109	308	..	5	..	19,400	18,082	35	1,169	47
" <i>Burma</i>	2,616	136	33	13	15	7,37,658	34,891	9,254	5,006	4,464
TOTAL	3,004	546	134	147	52	8,06,672	94,375	31,853	40,688	13,600
Other sorts (I. O)—	Tons	Tons	Tons	Tons	Tons					
United Kingdom	1	12	3	650	1,964	1,380	614
Aden and Dependencies	40	5,000
Mesopotamia	9	18	5	10	1,067	1,609	1,698	440	1,050	40,382
Ceylon	419	402	686	419	574	48,851	35,263	57,286	89,527	57,444
Straits Settlements (includ- ing Labuan).	1	3	..	9	7	264	622	290	2,515
Hongkong	7	..	6	..	344	1,388	..	2,250
Natal	1	..	99	..	40	300	..	14,750	..
Kenya Colony	31	10	..	5,250
Victoria	2	11	586	1,505	..
Tasmania	4	1,173	..
Australian Commonwealth (Total)	2	15	880	2,678	..
Other British Possessions	5	747
TOTAL BRITISH EMPIRE	428	428	664	540	1,727	50,507	39,272	62,291	59,681	1,13,455
Germany	30	4,890
Java	405	41,833
China (exclusive of Hongkong and Macao)	8	..	110	1,600
Other Foreign Countries	2	1	2	2	35	981	645	468	771
TOTAL FOREIGN COUNTRIES	..	2	1	2	445	35	1,091	645	468	48,599
<i>Share of Bengal</i>	1	10	3	357	40	741	403	1,149	33,373
" <i>Bombay</i>	9	24	10	118	1,179	1,644	3,137	3,270	17,305	53,286
" <i>Sind</i>	1	35	..	300	..	50	5,132
" <i>Madras</i>	419	402	635	427	577	48,851	35,263	57,286	40,799	57,723
" <i>Burma</i>	2	10	..	24	7	917	1,977	296	7,523
TOTAL	428	430	685	548	2,172	50,542	40,363	62,935	60,096	1,62,054

† shown as a Foreign Country from 1923-24.

GENERAL IMPORTS

(190)

No. 13—continued

ARTICLES, AND COUNTRIES OF CONSIGNMENT; ALSO SHARE OF EACH PROVINCE	QUANTITY					VALUE				
	1923-23	1923-24	1924-25	1925-26	1926-27	1922-23	1923-24	1924-25	1925-26	1926-27
Grain, Pulse and Flour— concluded						R	R	R	R	R
Total Grain, Pulse and Flour—	Tons	Tons	Tons	Tons	Tons					
United Kingdom	12	86	194	40	53	5,970	12,065	33,575	14,662	19,712
Aden and Dependencies	28	127	37	6	373	6,699	16,798	5,101	1,811	75,896
Mesopotamia	9,112	11,890	4,694	90	5,717	17,57,709	16,44,590	6,45,668	30,051	6,88,503
Maldives	2	..	1	290	1,130	175
Ceylon	622	708	784	984	968	81,869	65,170	69,000	1,32,227	1,28,590
Straits Settlements (including Labuan)	645	584	524	153	1,019	1,51,396	88,449	97,801	34,090	2,21,631
Hongkong	1,563	318	245	250	606	4,13,212	63,187	47,309	51,538	1,31,332
Egypt*	108
Natal	18	4	2	99	1	3,767	1,133	275	14,750	280
Mauritius and Dependencies	3	..	8	10	..	1,130	..	1,339	1,087	..
Zanzibar and Pemba	44	2	33	..	22	7,484	337	3,898	25	2,955
Kenya Colony	52	10	1	..	54	10,070	950	180	..	11,900
Tanganyika Territory	2,382	531	212	4,11,197	60,382	37,906
British West India Islands	24	6	5,680	535
Western Australia	1,062	180	..	25,033	4,571	1,69,782	36,297	..	42,11,626	3,20,134
South Australia (including Northern Territory)	2,162	10,407	23,736	3,54,449	19,24,949	47,21,852
Victoria	5,645	60	96	137	7,186	9,90,394	16,618	22,088	36,232	11,57,796
New South Wales	1,338	77	26	4,59,773	17,349	7,089
Tasmania	20	1	6,422	235
Australian Commonwealth (Total)	10,707	317	122	35,602	40,494	19,74,398	70,264	39,177	61,79,229	97,70,067
Other British Possessions	2	1	3	476	307	10	180	750
TOTAL BRITISH EMPIRE	25,210	14,523	6,596	37,258	49,529	48,25,485	20,23,632	9,38,713	64,67,360	82,20,991
Germany	1	9	30	261	..	14	625	4,940
Netherlands	10	3	15	39	26	3,425	1,175	5,104	12,103	7,478
Italy	15	5	..	2,400	127	307	1,689	166
Austria	278	4	5	72,450	1,413	1,977
Turkey, Asiatic	1,001	2,10,363
Maskat Territory and Trucial Oman	31	35	5	1	31	5,516	4,212	678	365	6,455
Persia	15	59	13	..	5	3,340	7,220	1,911	32	972
Java	12,313	5	1	414	..	20,36,223	990	103	43,564
Siam	3	8	4	6	..	757	1,514	1,171	1,674	170
China (exclusive of Hongkong and Macao)	384	331	213	169	3,432	2,34,780	65,943	48,017	36,982	7,74,491
Japan	56	71	60	53	63	26,301	29,080	22,653	21,136	24,517
Egypt*	21	..	1	180	..	5,020	66	150	26,365
Portuguese East Africa	151	5	133	100	219	29,560	805	19,170	23,643	52,330
Madagascar	23	3	..	5,500	..
Italian East Africa (Somaliland and Eritrea)	195	15	9	42,258	3,600	1,760
United States of America—										
Ft. Atlantic Coast	730	10	3	5	1	1,33,253	2,143	2,084	1,643	611
" Pacific "	2	827	541	164	315	291
Other Foreign Countries	4	1	4	1,413	197	5	545	1,240
TOTAL FOREIGN COUNTRIES	2,375	14,961	461	423	4,424	6,06,546	23,65,994	1,02,534	1,10,110	9,47,377
Share of Bengal	327	129	29	16,301	36,333	75,910	21,545	6,294	29,95,639	60,42,185
Bombay	12,916	26,296	5,194	29,072	14,559	25,23,323	39,51,327	7,73,981	33,69,175	27,24,153
Sind	10,674	121	304	7	976	19,59,643	16,476	37,503	3,170	1,52,957
Madras	663	690	363	1,012	917	36,387	64,385	97,338	1,47,293	1,23,253
Burmah	3,005	2,249	663	294	618	7,31,363	3,36,393	1,25,631	62,152	1,19,416
TOTAL	27,585	29,484	7,057	37,686	53,953	54,32,031	43,89,626	10,41,247	65,77,476	91,68,853

* Shown as a Foreign Country from 1923-24

No. 13—continued

ARTICLES, AND COUNTRIES OF CONSIGNMENT; ALSO SHARE OF EACH PROVINCE	QUANTITY					VALUE				
	1922-23	1923-24	1924-25	1925-26	1926-27	1922-23	1923-24	1924-25	1925-26	1926-27
Graphite crucibles (II. B)—										
United Kingdom	Cwts. 2,032	Cwts. 4,924	Cwts. 4,057	Cwts. 4,587	Cwts. 3,235	Rs. 1,57,096	Rs. 3,35,109	Rs. 2,40,033	Rs. 2,21,075	Rs. 166,950
Other British Possessions 12	.. 30 21 422	.. 330 121
TOTAL BRITISH EMPIRE	2,032	4,936	4,087	4,587	3,256	1,57,096	3,35,531	2,40,416	2,21,075	1,67,071
Germany	11	38	84	134	101	450	836	2,907	5,553	3,177
Netherlands	1	64	..
France	39	16	..	27	..	2,495	752	..	366
Japan	143	400	436	264	84	4,507	11,764	11,143	9,010	3,637
United States of America— <i>Via Atlantic Coast</i>	35	276	222	147	70	2,479	17,225	11,305	6,761	5,037
TOTAL FOREIGN COUNTRIES	189	753	808	546	282	7,436	32,410	26,197	21,408	12,717
Share of Bengal	305	2,655	2,522	2,053	1,636	56,490	1,64,991	1,29,225	93,217	79,469
" Bombay	1,080	2,102	2,129	2,357	1,622	30,647	1,26,336	1,19,036	1,34,004	89,107
" Sind	1	32	14	137	6,334	593
" Madras	76	731	223	133	211	6,367	61,921	16,338	3,335	3,710
" Burma	260	157	9	8	6	21,033	14,533	739	393	1,913
TOTAL	2,221	5,689	4,895	5,183	3,538	1,64,532	3,67,941	2,76,615	2,42,483	1,79,788
Gums and Resins—										
Arabic (II. D)—										
United Kingdom	Cwts. 31	Cwts. 14	Cwts. 15	Cwts. 759	Cwts. 343	Rs. 1,148	Rs. 970	Rs. 723	Rs. 19,557	Rs. 20,896
Aden and Dependencies	1,740	2,233	1,065	365	1,350	37,762	64,761	68,648	13,395	42,419
Straits Settlements (including Lebanon)	565	..	3	30,508	..
Hongkong	52	1,300	..
Egypt †	279	5,637
Zanzibar and Pemba	11	45	21	16	..	325	1,000	500	268
Kenya Colony	1,539	222	253	340	312	34,039	6,342	6,515	3,797	20,336
Anglo-Egyptian Sudan	2	21	294	45	525	6,023
Other British Possessions	13	14	19	2	..	261	279	523	73	9
TOTAL BRITISH EMPIRE	3,604	2,494	2,300	2,625	3,327	78,945	72,677	68,009	79,655	90,500
Germany	10	6	10	40	..	474	345	230	1,493
Italy	200	..	59	4,900	..	1,550
Maskat Territory and Trucial Oman	48	10	27	1,200	262	550
Other Native States in Arabia	204	230	2	40	305	5,901	6,365	55	1,009	7,109
Persia	37	201	14	893	2,223	143
Egypt †	120	359	..	4,500	24,350
Italian East Africa (Somaliland and Eritrea)	271	69	95	20	914	6,323	2,047	2,630	610	20,754
United States of America— <i>Via Atlantic Coast</i>	78	1,959
" Pacific "	22	..
Other Foreign Countries	13	15	45	20	..	494	529	992
TOTAL FOREIGN COUNTRIES	620	439	400	237	2,293	14,340	13,648	10,333	4,619	56,922
Share of Bengal	393	239	130	49	1,194	3,753	3,377	5,042	1,330	32,552
" Bombay	3,731	2,643	2,433	2,792	4,310	32,393	75,536	72,163	79,739	1,12,114
" Sind	39	32	1	..	34	974	921	25	..	523
" Madras	14	21	70	43	16	907	1,053	3,005	7,467
" Burma	11	20	545	34	54	150	732
TOTAL	4,224	2,958	2,700	2,912	6,090	93,235	86,325	78,342	84,274	1,47,432

GENERAL IMPORTS

(192)

No. 13—continued

ARTICLES, AND COUNTRIES OF CONSIGNMENT; ALSO SHARE OF EACH PROVINCE	QUANTITY					VALUE				
	1922-23	1923-24	1924-25	1925-26	1926-27	1922-23	1923-24	1924-25	1925-26	1926-27
Gums and Resins—continued.										
<i>Benjamin (II. D)—</i>	<i>Cwts.</i>	<i>Cwts.</i>	<i>Cwts.</i>	<i>Cwts.</i>	<i>Cwts.</i>	<i>R</i>	<i>R</i>	<i>R</i>	<i>R</i>	<i>R</i>
United Kingdom	58	156	45	71	98	2,611	10,311	1,125	3,300
Aden and Dependencies	139	129	2,100	1,920
Ceylon	328	100	..	54	219	10,169	3,180	55	1,758	8,298
Straits Settlements (including Labuan)	20,139	19,888	19,548	16,715	17,865	8,24,883	8,25,021	8,07,533	6,67,729	7,55,851
Federated Malay States	1	20	8	100	1,541
Anglo-Egyptian Sudan	177	11,244
TOTAL BRITISH EMPIRE	20,642	20,186	19,833	16,814	18,184	8,46,397	8,33,018	8,19,819	6,70,607	7,69,131
Germany	40	2,311
Mascat Territory and Trucial Oman	711	7,450	..
Sumatra	115	3,050
Java	66	147	3,382	5,671
Japan	84	..	54	45	..	1,076	..	2,309	2,400	..
Italian East Africa (Somaliland and Britree)	44	1,239	..
Other Foreign Countries	8	..	8	8	..	61	..	65	8
TOTAL FOREIGN COUNTRIES	84	8	169	869	190	1,076	61	5,359	14,538	7,98
<i>Share of Bengal</i>	<i>1,307</i>	<i>955</i>	<i>372</i>	<i>1,348</i>	<i>1,308</i>	<i>55,595</i>	<i>57,583</i>	<i>58,163</i>	<i>69,495</i>	<i>64,34</i>
.. <i>Bombay</i>	<i>10,966</i>	<i>10,379</i>	<i>9,458</i>	<i>7,000</i>	<i>6,957</i>	<i>4,96,907</i>	<i>4,73,581</i>	<i>4,37,539</i>	<i>2,80,741</i>	<i>3,32,64</i>
.. <i>Sind</i>	<i>26</i>	<i>43</i>	<i>23</i>	<i>74</i>	<i>65</i>	<i>733</i>	<i>1,852</i>	<i>1,198</i>	<i>3,608</i>	<i>3,96</i>
.. <i>Madras</i>	<i>7,620</i>	<i>7,987</i>	<i>8,808</i>	<i>8,617</i>	<i>9,271</i>	<i>2,83,144</i>	<i>2,66,289</i>	<i>2,96,003</i>	<i>3,02,085</i>	<i>3,38,13</i>
.. <i>Burma</i>	<i>757</i>	<i>880</i>	<i>745</i>	<i>644</i>	<i>873</i>	<i>31,094</i>	<i>33,774</i>	<i>32,277</i>	<i>39,276</i>	<i>38,54</i>
TOTAL	20,676	20,189	20,002	17,683	18,374	8,47,473	8,33,079	8,25,178	6,85,143	7,77,17
Dammar (resins) (II. D)—	<i>Cwts.</i>	<i>Cwts.</i>	<i>Cwts.</i>	<i>Cwts.</i>	<i>Cwts.</i>					
Straits Settlements (including Labuan)	33,495	48,365	57,773	50,409	46,334	2,66,044	3,62,515	4,41,887	3,75,724	3,64,39
Federated Malay States	563	1,166	2,095	4,665	9,425	18,44
Other British Possessions	36	17	57	21	12	584	177	480	293	151
TOTAL BRITISH EMPIRE	33,532	48,382	58,393	51,656	48,441	2,67,508	3,62,692	4,47,032	3,85,352	3,82,98
Sumatra	27	1,587	192	18,561
Java	2	156	5,637	4,292	..	11	1,144	37,670	30,001
Other Foreign Countries	6	30	383	245	11
TOTAL FOREIGN COUNTRIES	..	2	162	5,694	5,879	..	11	1,527	38,107	43,571
<i>Share of Bengal</i>	<i>30,710</i>	<i>34,659</i>	<i>34,307</i>	<i>31,529</i>	<i>32,363</i>	<i>2,43,306</i>	<i>2,66,509</i>	<i>2,79,409</i>	<i>2,42,967</i>	<i>2,65,271</i>
.. <i>Bombay</i>	364	559	444	6,475	4,730	4,261
.. <i>Sind</i>	4	10	110
.. <i>Madras</i>	<i>2,322</i>	<i>1,902</i>	<i>1,507</i>	<i>831</i>	<i>1,752</i>	<i>24,203</i>	<i>22,431</i>	<i>18,571</i>	<i>13,924</i>	<i>16,840</i>
.. <i>Burma</i>	<i>12,423</i>	<i>21,978</i>	<i>24,431</i>	<i>19,756</i>	..	<i>73,753</i>	<i>1,43,994</i>	<i>1,61,838</i>	<i>1,39,163</i>
TOTAL	33,532	48,384	58,560	57,350	54,320	2,67,508	3,62,703	4,48,559	4,23,459	4,26,553

No. 13—continued

ARTICLES, AND COUNTRIES OF CONSIGNMENT; ALSO SHARE OF EACH PROVINCE	QUANTITY					VALUE				
	1922-23	1923-24	1924-25	1925-26	1926-27	1922-23	1923-24	1924-25	1925-26	1926-27
Gums and Resins—continued						R	R	R	R	R
<i>Dammer (resins) (II. D)—</i> continued										
<i>Oil Danum or Frankincense</i> (II. D)—	Cwts.	Cwts.	Cwts.	Cwts.	Cwts.					
United Kingdom	361	3,590	..
Aden and Dependencies Straits Settlements (including Labuan)	12,110	9,705	8,052	6,510	2,032	1,85,448	1,68,400	1,31,980	92,792	25,144
Hongkong	972	13,266
Other British Possessions	11	43	3	164	416	84
TOTAL BRITISH EMPIRE	12,110	9,705	9,035	7,153	2,035	1,85,448	1,68,400	1,45,410	99,383	25,228
Italy	132	..	109	2,175	..	1,200
Austria	144	..	157	1,908	..	1,780
Mascat Territory and Trucial Oman	8,938	11,679	8,635	16,192	12,197	1,26,168	1,86,240	1,07,972	2,09,843	1,46,266
Other Native States in Arabia	3,602	4,687	2,856	3,226	8,182	50,357	69,100	43,259	1,04,906	97,901
Persia	114	9	1,078	218	1,667	1,820	180	15,186	3,205	18,040
Italian East Africa (Somaliland and Eritrea)	90	88	51	1,225	1,192	860
Colobas and other islands in the Pacific	95	1,150	..
TOTAL FOREIGN COUNTRIES	12,744	16,443	10,896	24,731	22,312	1,79,570	2,55,062	1,70,757	3,10,104	2,65,787
Share of Bengal	715
.. Bombay	24,853	26,140	19,931	31,839	24,344	3,64,996	4,23,947	3,16,167	4,18,455	3,90,937
.. Sind	1	20	6	..
.. Madras	3	2	28	34
TOTAL	24,854	26,148	19,931	31,839	24,347	3,65,018	4,24,062	3,16,167	4,18,487	2,91,016
Resins (II. D)—	Cwts.	Cwts.	Cwts.	Cwts.	Cwts.					
United Kingdom	4,322	3,980	978	1,920	2,907	73,786	55,043	13,156	22,248	52,437
Ceylon	2	..	244	26	..	1,719	..
Straits Settlements (including Labuan)	3,209	4,853	7,166	5,828	6,565	25,047	40,099	56,218	39,152	55,755
Federated Malay States	46	539	334	4,092
Hongkong	612	106	17	8	10	12,451	3,046	262	109	106
TOTAL BRITISH EMPIRE	8,143	9,040	8,161	7,548	10,071	1,11,284	98,216	69,638	64,562	1,12,450
Germany	4,855	11,311	5,519	864	1,888	61,593	1,57,332	68,062	11,519	33,948
Belgium	182	1,670	674	2,657	19,621	8,741	..
Persia	289	..	237	4,410	..	3,449
United States of America—										
Via Atlantic Coast	7,401	12,121	7,543	9,311	10,937	1,45,234	1,79,210	99,976	1,43,177	2,05,123
" Pacific "	89	995
Other Foreign Countries	4	23	51	3	46	62	414	782	190	1,236
TOTAL FOREIGN COUNTRIES	11,760	24,142	15,161	11,357	13,103	2,06,839	3,40,113	1,89,566	1,63,627	2,41,761
Share of Bengal	10,794	19,430	11,383	10,269	14,192	1,97,999	2,33,040	1,40,707	1,49,393	2,58,575
.. Bombay	6,595	9,422	10,533	7,304	7,193	75,190	91,475	95,163	66,010	70,723
.. Sind	421	368	176	90	175	6,291	4,466	2,070	1,792	3,530
.. Madras	1,130	2,477	533	89	1,321	19,775	36,333	6,673	1,030	2,794
.. Burma	963	1,435	342	1,653	677	18,313	23,006	12,591	10,354	10,680
TOTAL	19,903	33,182	23,322	18,905	23,179	3,13,173	4,39,329	2,59,204	2,28,189	3,54,211

GENERAL IMPORTS

(194)

No. 13—continued

ARTICLES AND COUNTRIES OF ORIGIN: ALSO SHARE OF EACH PROVINCE	QUANTITY					VALUE				
	1922-23	1923-24	1924-25	1925-26	1926-27	1922-23	1923-24	1924-25	1925-26	1926-27
Gums and Resins—										
<i>continued</i>										
<i>Other sorts (II. D)—</i>										
United Kingdom	Cwts. 2,954	Cwts. 2,225	Cwts. 1,304	Cwts. 3,902	Cwts. 3,355	Rs 95,030	Rs 1,16,540	Rs 93,797	Rs 1,08,185	Rs 1,56,325
Aden and Dependencies	802	581	538	1,207	579	31,860	22,422	20,739	37,820	14,555
Mesopotamia	98	114	14	7	46	4,520	20,039	2,858	756	610
Straits Settlements (including Labuan)	31,085	11,685	4,089	3,608	2,507	2,92,040	1,24,042	58,936	59,367	63,193
Hongkong		266			95		18,250			2,058
Egypt†	105					14,731				
Zanzibar and Pemba	72	9	161	4	50	5,694	1,299	9,617	558	2,804
Kenya Colony		21	106	108	321		741	7,312	5,591	5,398
Tanganyika Territory	8		24			310		1,186		
Somaland		81					2,300			
New South Wales			30	49				2,139	1,924	
Australian Commonwealth (Total)			30	49				2,139	1,924	
New Zealand (including Nauru and British Samoa)		20	123	40	10		1,445	8,008	1,711	413
Other British Possessions	2				69	69		5	3	611
TOTAL BRITISH EMPIRE.	35,126	15,002	5,448	8,978	7,032	4,44,054	3,02,088	2,05,047	2,75,865	2,45,985
Germany	82		195	22	342	6,895	84	2,960	917	8,217
Netherlands		899	84	168	168		14,761	2,366	5,185	7,423
Belgium		51	5	10	45		1,804	250	385	3,023
France	10		30	25	15	208		4,469	4,104	826
Italy	70	35	180	95	253	6,329	7,244	30,008	13,265	21,403
Austria		30	79	50			5,732	14,303	6,086	
Greece	39	70	45	70	45	11,785	10,965	6,816	3,216	5,551
Maskat Territory and Trucial Oman	25		23	6	47	1,116		731	122	750
Other Native States in Arabia	107	50	113			1,400	1,020	1,404		
Persia	24,318	2,569	30,182	24,452	30,951	5,12,121	55,444	4,42,892	3,88,104	7,58,423
Sumatra		27,800					3,98,672			
China (exclusive of Hongkong and Macao)				41	144				2,080	1,487
Japan	32		15		142	4,454		336		3,157
Egypt†		65					10,834			
Italian East Africa (Somaland and Eritrea)		182	187	244	4		2,511	3,614	8,914	85
United States of America— Via Atlantic Coast	5	54	24	28		246	3,186	1,035	878	108
Other Foreign Countries				2		11			288	
TOTAL FOREIGN COUNTRIES	24,738	31,905	31,117	25,218	32,156	5,44,555	5,10,246	5,11,679	4,38,544	8,10,468
<i>Share of Bengal</i>	3,368	1,911	325	682	1,601	34,956	66,760	29,377	30,956	40,210
“ <i>Bombay</i>	24,385	34,335	33,364	23,749	35,621	7,24,751	6,28,326	6,11,981	5,97,399	5,53,429
“ <i>Sind</i>	67	20	54	71	59	6,543	1,492	2,200	3,311	2,693
“ <i>Madras</i>	316	2,443	3,268	4,633	1,733	23,268	80,793	63,898	76,453	47,359
“ <i>Burma</i>	20,741	3,098	64	175	254	1,44,111	57,053	2,770	7,391	7,361
TOTAL	59,364	46,807	37,555	34,191	39,188	9,83,609	8,12,334	7,16,726	7,14,409	10,56,433
Total Gums and Resins—										
United Kingdom	Cwts. 7,307	Cwts. 6,286	Cwts. 2,513	Cwts. 7,047	Cwts. 7,182	Rs 1,70,057	Rs 1,75,190	Rs 1,18,000	Rs 2,15,655	Rs 2,33,929
Aden and Dependencies	14,652	12,658	10,687	8,582	4,470	2,54,868	2,57,688	2,13,287	1,40,007	82,116
Mesopotamia	100	114	15	7	46	4,591	20,039	2,893	756	616
Ceylon	375	119	57	319	232	10,992	3,374	529	3,704	8,521
Straits Settlements (including Labuan)	87,929	84,791	83,576	78,924	73,271	14,08,919	13,51,677	13,64,574	11,75,065	12,39,195
Federated Malay States		1	568	1,214	2,779	8	100	4,665	9,759	24,602
Hongkong	612	462	989	60	105	12,451	16,296	13,523	1,400	2,224
Egypt†	384					20,368				
Zanzibar and Pemba	72	20	217	68	66	5,694	1,324	11,381	1,448	3,072
Kenya Colony	1,539	243	358	446	1,138	34,089	7,088	14,327	14,888	26,284
Tanganyika Territory	8		42			310		1,634		
Somaland Protectorate		95					2,579			
Anglo-Egyptian Sudan	179			21	294	11,239			525	6,023
New South Wales			30	49				2,139	1,924	
Australian Commonwealth (Total)			30	49				2,139	1,924	
New Zealand (including Nauru and British Samoa)		20	123	42	10		1,445	8,008	1,784	413
Other British Possessions					2					20
TOTAL BRITISH EMPIRE	113,197	104,809	104,175	94,779	89,590	10,33,636	13,37,091	17,54,955	15,75,424	16,29,317

† Shown as a Foreign Country from 1923-24.

No. 13—continued

ARTICLES, AND COUNTRIES OF CONSIGNMENT; ALSO SHARE OF EACH PROVINCE	QUANTITY					VALUE				
	1922-23	1923-24	1924-25	1925-26	1926-27	1922-23	1923-24	1924-25	1925-26	1926-27
						R	R	R	R	R
Gums and Resins— concluded										
<i>Total Gums and Resins— continued</i>	Cwts.	Cwts.	Cwts.	Cwts.	Cwts.					
Germany	4,437	11,821	5,721	924	2,310	68,478	1,58,390	66,467	12,911	45,966
Netherlands		399	84	168	168	..	14,761	2,868	5,195	7,428
Belgium		233	1,675	690	49	..	4,461	19,871	9,277	3,133
France	16	..	30	25	15	208	..	4,469	4,104	826
Italy	70	35	512	95	421	6,329	7,244	36,978	18,265	24,163
Austria		30	223	50	157	..	5,722	16,208	6,086	1,780
Greece	89	70	45	70	45	11,785	10,965	6,816	8,216	6,551
Maskat Territory and Trucial Oman	9,011	11,689	6,668	18,909	12,271	1,28,484	1,86,502	1,08,108	2,17,415	1,47,566
Other Native States in Arabia	8,975	4,997	2,971	8,266	8,487	57,688	75,485	44,718	1,05,906	1,05,001
Peniai	24,469	2,578	31,502	24,871	32,872	5,14,834	55,574	4,02,507	3,98,537	7,80,750
Sumatra		27,800	115	27	1,587	..	3,96,672	3,050	192	13,560
Java		2	156	5,703	4,489	..	11	1,144	41,052	35,578
Celebes and other Islands in the Pacific				95	1,150	..
China (exclusive of Hongkong and Macao)	2	45	100	32	2,128	2,227
Japan	66	25	122	49	102	5,550	414	3,755	2,608	4,240
Egypt †		185	859	..	15,334	24,350
Italian East Africa (Somaliland and Eritrea)	361	339	384	393	918	7,551	5,750	7,154	10,768	20,839
United States of America—										
<i>Via Atlantic Coast</i>	7,405	12,178	7,645	9,842	10,937	1,45,480	1,82,456	1,02,670	1,44,120	2,03,236
" Pacific "	89	11	..	995	22	..
Other Foreign Countries	18	12	21	450	540	296
TOTAL FOREIGN COUNTRIES	49,896	72,884	57,905	68,151	75,908	9,46,430	11,19,741	8,88,221	9,78,537	14,20,509
<i>Share of Bengal</i>	47,059	56,702	47,367	43,759	30,563	5,99,608	6,82,893	5,13,193	4,94,100	6,02,463
" Bombay	80,580	82,924	76,693	78,794	70,179	17,44,822	16,90,915	15,47,488	14,46,974	17,09,006
" Sind	654	468	258	235	324	14,661	8,651	5,001	8,118	9,316
" Madras	12,338	14,323	14,130	14,339	14,052	3,35,407	3,86,753	3,92,203	3,65,623	4,16,062
" Burma	22,472	22,775	23,629	25,908	21,320	1,94,568	1,87,820	1,91,686	2,08,949	1,96,489
TOTAL	163,053	177,693	162,080	162,039	165,498	28,80,066	29,56,832	26,43,176	25,58,961	30,52,826
Hair and manufactures of hair—										
<i>Hair of all kinds (X. S.)—</i>	Cwts.	Cwts.	Cwts.	Cwts.	Cwts.					
United Kingdom	148	136	69	82	131	22,951	22,077	11,071	18,906	18,189
Other British Possessions	1	10	30	2	..	115	1,150	1,230	200	..
TOTAL BRITISH EMPIRE	149	146	99	84	131	23,066	23,227	12,301	19,106	18,189
Maskat Territory and Trucial Oman	272	313	289	429	738	8,227	8,932	7,840	10,410	16,040
Other Native States in Arabia	5,245
Peniai	374	356	412	667	544	19,289	11,424	10,860	17,997	15,485
United States of America—										
<i>Via Atlantic Coast</i>	3	..	20	1	..	236	..	1,920	135
Other Foreign Countries	4	4	2	2	1	540	331	187	249	937
TOTAL FOREIGN COUNTRIES	1,150	676	703	1,118	1,279	38,901	20,923	18,407	30,576	32,597
<i>Share of Bengal</i>	132	30	56	45	47	20,494	11,852	9,503	6,055	7,015
" Bombay	17	9	9	11	116	2,857	1,136	1,000	1,636	5,623
" Sind	1,146	679	729	1,102	1,186	32,761	20,367	19,095	29,174	37,857
" Madras	1	7	3	185	205	175	..
" Burma	4	53	7	42	61	255	10,410	965	7,042	9,091
TOTAL	1,299	822	802	1,202	1,410	56,867	44,150	30,768	44,682	50,786

† Shown as a Foreign Country from 1923-24.

ARTICLES, AND COUNTRIES OF CONSIGNMENT; ALSO SHARE OF EACH PROVINCE	QUANTITY					VALUE				
	1922-23	1923-24	1924-25	1925-26	1926-27	1922-23	1923-24	1924-25	1925-26	1926-27
						R	R	R	R	R
Hair and manufactures of hair—continued										
<i>Manufactures of hair, other than toilet requisites (III. V)—</i>										
United Kingdom	—	—	—	—	—	8,522	13,751	16,768	16,747	10,644
Other British Possessions	—	—	—	—	—	180	30
TOTAL BRITISH EMPIRE	—	—	—	—	—	8,702	13,781	16,768	16,747	10,644
Germany	—	—	—	—	—	15	..	1,099	1,459	964
France	—	—	—	—	—	63	1,131	..
Other Foreign Countries	—	—	—	—	—	2	494	..	457	425
TOTAL FOREIGN COUNTRIES	—	—	—	—	—	17	494	1,162	3,047	1,379
<i>Share of Bengal</i>	—	—	—	—	—	3,742	13,197	17,724	17,085	11,727
" <i>Bombay</i>	—	—	—	—	—	2,855	..	417	335	277
" <i>Sind</i>	—	—	—	—	—	..	52	737	61	5
" <i>Madras</i>	—	—	—	—	—	..	361	50	8	14
" <i>Burma</i>	—	—	—	—	—	2,122	765	997	2,385	..
TOTAL	—	—	—	—	—	6,719	14,275	19,925	19,794	12,023
Total value of Hair and manufactures of hair	—	—	—	—	—	65,086	58,425	50,693	64,476	62,609
Hardware (excluding cutlery and electroplated ware)—										
<i>Agricultural implements (III. D)—</i>										
United Kingdom	—	—	—	—	—	20,00,455	18,12,852	16,33,172	13,99,469	14,28,462
Ceylon	—	—	—	—	—	4,182	1,605	5,681	2,541	1,848
Straits Settlements (including Labuan)	—	—	—	—	—	1,435	1,109	11,565	6,509	2,361
Federated Malay States	—	—	—	—	—	1,476	..	1,058
Canada— <i>Via Atlantic Coast</i>	—	—	—	—	—	..	697	2,096	5,673	30,319
" <i>Pacific</i> "	—	—	—	—	—	1,548
Western Australia	—	—	—	—	—	798
Victoria	—	—	—	—	—	738
Queensland	—	—	—	—	—	317
<i>Australian Commonwealth (Total)</i>	—	—	—	—	—	1,853
Other British Possessions	—	—	—	—	—	301	60
TOTAL BRITISH EMPIRE	—	—	—	—	—	20,06,378	18,16,318	16,57,431	14,14,192	14,64,608
Sweden	—	—	—	—	—	..	6,472	1,855	..	880
Germany	—	—	—	—	—	51,281	41,504	13,142	13,834	11,914
Netherlands	—	—	—	—	—	..	3,040	1,215	..	4,757
Belgium	—	—	—	—	—	10,358	25,531	..	1,385	6,912
France	—	—	—	—	—	3,217	14,851	1,806	2,007	1,187
Italy	—	—	—	—	—	..	695	2,729	..	12
Philippine Islands and Guam	—	—	—	—	—	..	3,828
Japan	—	—	—	—	—	71,056	3,462
United States of America— <i>Via Atlantic Coast</i>	—	—	—	—	—	1,20,190	1,48,315	2,15,574	1,50,701	1,89,286
" <i>Pacific</i> "	—	—	—	—	—	526	646
Other Foreign Countries	—	—	—	—	—	..	19	898	..	60
TOTAL FOREIGN COUNTRIES	—	—	—	—	—	2,62,628	2,48,363	2,37,219	1,67,927	2,15,068
<i>Share of Bengal</i>	—	—	—	—	—	14,01,962	13,92,631	13,77,612	10,89,236	11,02,441
" <i>Bombay</i>	—	—	—	—	—	1,19,923	94,604	1,20,668	1,27,328	94,633
" <i>Sind</i>	—	—	—	—	—	16,755	4,671	6,236	11,364	34,296
" <i>Madras</i>	—	—	—	—	—	3,28,191	2,80,395	2,61,493	2,92,720	3,17,905
" <i>Burma</i>	—	—	—	—	—	4,02,167	2,91,325	1,28,645	61,432	1,30,341
TOTAL	—	—	—	—	—	22,68,995	20,64,676	18,94,700	15,82,119	16,79,516
Buckets of tinned or galvanized iron (III. D)—										
United Kingdom	—	—	—	—	—	75,488	96,098	1,37,968	1,61,073	1,42,371
Ceylon	—	—	—	—	—	702	1,168	1,136	1,152	1,060
Other British Possessions	—	—	—	—	—	779	555	437	206	363
TOTAL BRITISH EMPIRE	—	—	—	—	—	76,969	97,821	1,39,541	1,62,431	1,44,294

No. 13—continued

ARTICLES, AND COUNTRIES OF CONSIGNMENT; ALSO SHARE OF EACH PROVINCE	QUANTITY					VALUE				
	1922-23	1923-24	1924-25	1925-26	1926-27	1922-23	1923-24	1924-25	1925-26	1926-27
Hardware (excluding cutlery and electroplated ware)—continued						R	R	R	R	R
Buckets of tinned or galvanized iron (III. D)—continued										
Sweden	—	—	—	—	—	7,479	1,633
Germany	—	—	—	—	—	1,891	2,807	2,714	8,461	2,802
United States of America— Via Atlantic Coast	—	—	—	—	—	..	81	86	3,495	100
Other Foreign Countries	—	—	—	—	—	8	..	11	337	333
TOTAL FOREIGN COUNTRIES	—	—	—	—	—	8,878	4,471	2,811	12,183	3,324
Share of Bengal	—	—	—	—	—	11,809	11,674	26,893	11,397	6,244
„ Bombay	—	—	—	—	—	17,617	6,749	7,628	11,691	3,091
„ Sind	—	—	—	—	—	..	187	830	1,178	344
„ Madras	—	—	—	—	—	19,064	11,363	9,617	18,030	11,739
„ Burma	—	—	—	—	—	37,437	71,339	1,07,481	1,32,418	1,26,310
TOTAL	—	—	—	—	—	85,827	1,02,292	1,42,352	1,74,014	1,47,618
Builders' hardware, such as locks, hinges, door bolts, etc. (III. D)—										
United Kingdom	—	—	—	—	—	8,51,258	8,49,240	7,98,499	7,34,540	7,28,537
Ceylon	—	—	—	—	—	2,737	890	367	3,396	2,918
Straits Settlements (including Labuan)	—	—	—	—	—	3,506	430	1,876	2,019	87
Hongkong	—	—	—	—	—	1,821	275	851	670	..
Other British Possessions	—	—	—	—	—	..	375	435	..	246
TOTAL BRITISH EMPIRE	—	—	—	—	—	8,59,317	8,51,210	7,97,028	7,41,525	7,32,088
Sweden	—	—	—	—	—	7,02,939	5,68,645	5,86,604	3,08,342	4,10,391
Norway	—	—	—	—	—	3,038	3,315	4,179	322	6,092
Germany	—	—	—	—	—	18,46,061	5,75,476	12,07,879	14,34,621	10,30,960
Netherlands	—	—	—	—	—	31,685	17,284	9,587	6,984	1,314
Belgium	—	—	—	—	—	49,496	65,439	31,506	52,372	38,098
France	—	—	—	—	—	933	385	547	761	6,166
Switzerland	—	—	—	—	—	3,046
Italy	—	—	—	—	—	..	3	309	2,500	6,185
Austria	—	—	—	—	—	2,210	7,144	6,061	4,481	7,752
Czechoslovakia	—	—	—	—	—	3,876	40	534	738	4,571
Java	—	—	—	—	—	2,802	20
Japan	—	—	—	—	—	33,802	24,848	28,437	26,247	8,655
United States of America— Via Atlantic Coast	—	—	—	—	—	3,93,600	3,16,778	4,19,077	4,37,291	2,37,414
„ Pacific	—	—	—	—	—	5,972
Other Foreign Countries	—	—	—	—	—	50	..	722	500	227
TOTAL FOREIGN COUNTRIES	—	—	—	—	—	26,60,541	15,79,322	22,95,441	23,65,699	26,61,782
Share of Bengal	—	—	—	—	—	3,92,363	6,45,920	3,33,376	3,59,050	10,32,217
„ Bombay	—	—	—	—	—	9,49,973	5,66,035	6,95,993	6,02,245	3,31,010
„ Sind	—	—	—	—	—	7,29,202	4,75,320	6,26,513	5,98,039	6,31,072
„ Madras	—	—	—	—	—	2,79,841	3,55,763	4,42,816	4,74,870	4,73,004
„ Burma	—	—	—	—	—	6,03,379	3,33,494	5,44,642	4,73,170	3,85,562
TOTAL	—	—	—	—	—	35,19,356	24,30,533	30,92,469	31,07,224	28,98,865

GENERAL IMPORTS

(198)

No. 13—continued

ARTICLES, AND COUNTRIES OF CONSIGNMENT; ALSO SHARE OF EACH PROVINCE	QUANTITY					VALUE				
	1922-23	1923-24	1924-25	1925-26	1926-27	1922-23	1923-24	1924-25	1925-26	1926-27
						R	R	R	R	R
Hardware (excluding cutlery and electroplated ware)—continued										
<i>Domestic hardware, other than enamelled ironware (III. D)—</i>										
United Kingdom	—	—	—	—	—	3,28,375	3,74,369	3,41,312	4,15,666	3,34,861
Ceylon	—	—	—	—	—	17,058	12,345	11,047	9,441	10,136
Straits Settlements (including Labuan)	—	—	—	—	—	10,235	8,953	7,834	12,314	12,822
Hongkong	—	—	—	—	—	7,247	4,267	3,069	1,646	701
Other British Possessions	—	—	—	—	—	1028	648	1,197	338	928
TOTAL BRITISH EMPIRE	—	—	—	—	—	3,63,943	4,00,582	3,64,459	4,39,405	3,59,447
Sweden	—	—	—	—	—	6,543	22,607	40,552	42,088	40,082
Germany	—	—	—	—	—	3,98,119	3,41,158	3,74,477	3,68,767	4,08,888
Netherlands	—	—	—	—	—	1,262	10,246	6,064	5,319	275
Belgium	—	—	—	—	—	2,365	2,502	2,287	3,060	2,589
France	—	—	—	—	—	1,887	16,830	4,470	10,069	12,031
Switzerland	—	—	—	—	—	—	—	2,112	221	20
Italy	—	—	—	—	—	15,374	11,409	20,711	13,446	16,592
Austria	—	—	—	—	—	2,891	5,112	18,395	31,827	36,031
Czechoslovakia	—	—	—	—	—	3,885	1,843	3,327	1,738	5,804
China (exclusive of Hongkong and Macao)	—	—	—	—	—	5,060	1,079	627	1,760	1,848
Japan	—	—	—	—	—	60,602	67,065	75,428	43,092	17,120
United States of America—										
<i>Via Atlantic Coast</i>	—	—	—	—	—	34,265	56,814	46,727	71,202	47,777
<i>" Pacific "</i>	—	—	—	—	—	364	101	1,172	..	35
Other Foreign Countries	—	—	—	—	—	337	521	1,055	799	371
TOTAL FOREIGN COUNTRIES	—	—	—	—	—	5,32,954	5,37,282	5,97,404	5,94,288	6,79,363
Share of Bengal	—	—	—	—	—	2,83,822	3,97,235	3,38,791	2,56,092	2,38,358
" Bombay	—	—	—	—	—	2,34,918	1,37,541	2,33,114	2,57,687	2,97,312
" Sind	—	—	—	—	—	67,206	73,083	1,08,011	1,42,297	1,20,568
" Madras	—	—	—	—	—	1,00,130	1,22,389	1,24,287	1,16,444	1,23,736
" Burma	—	—	—	—	—	1,60,821	2,07,616	1,67,660	2,61,173	1,07,334
TOTAL	—	—	—	—	—	8,96,897	9,37,864	9,61,863	10,33,693	10,38,810
Enamelled ironware (III. D)—										
United Kingdom	—	—	—	—	—	2,33,234	2,51,770	2,99,806	3,67,272	2,62,206
Mesopotamia	—	—	—	—	—	1,069	275
Ceylon	—	—	—	—	—	7,718	25,798	8,888	5,495	6,211
Straits Settlements (including Labuan)	—	—	—	—	—	3,916	6,944	9,765	4,447	6,211
Hongkong	—	—	—	—	—	3,760	1,600	3,156	4,344	1,539
Other British Possessions	—	—	—	—	—	80	95	226	111	148
TOTAL BRITISH EMPIRE	—	—	—	—	—	2,54,777	2,86,202	3,21,841	3,81,689	2,75,593

No. 13—continued

ARTICLES, AND COUNTRIES OF CONSIGNMENT; ALSO SHARE OF EACH PROVINCE	QUANTITY					VALUE				
	1922-23	1923-24	1924-25	1925-26	1926-27	1922-23	1923-24	1924-25	1925-26	1926-27
Hardware (excluding cutlery and electroplated ware)—continued						R	R	R	R	R
Enamelled ironware (III. D)—continued										
Sweden										
Norway						198	551	1,359	1,101	3,980
Denmark						2,198	1,021	..
Poland (including Danzig)						..	10,035
Germany						2,723	..	2,070	8,078	21,397
Netherlands						5,69,744	9,06,086	9,45,265	7,31,767	9,60,498
Belgium						14,325	18,978	4,299	7,146	16,342
Switzerland						556	160	145	2,841	3,696
Italy						775	4,900
Austria						..	6,198	15,171	22,538	43,020
Hungary						37,251	73,180	1,27,415	1,61,855	3,02,005
Czechoslovakia						304	20,050	1,908
China (exclusive of Hong- kong and Macao)						61,467	1,99,007	2,33,683	2,66,267	4,02,480
Japan						42	..	1,475	2,546	753
United States of America—						14,06,200	15,03,663	13,73,559	24,03,301	19,35,644
<i>Via Atlantic Coast</i>						21,424	9,116	8,520	15,126	11,005
<i>" Pacific "</i>						13
Other Foreign Countries						609	..	372	623	606
TOTAL FOREIGN COUNTRIES						21,09,514	28,22,469	27,15,848	37,38,264	96,93,774
Share of Bengal						5,78,120	7,64,312	7,91,289	13,51,225	19,79,420
<i>Bombay</i>						6,98,035	8,89,562	8,53,274	8,92,428	9,37,395
<i>Sind</i>						67,784	1,43,491	1,03,669	1,36,328	1,61,341
<i>Madras</i>						1,07,166	3,63,011	3,63,066	3,11,571	3,34,815
<i>Burma</i>						3,39,186	6,42,795	9,36,591	16,17,708	17,82,098
TOTAL						22,64,291	31,06,071	30,37,629	41,19,933	39,69,367
Gas mantles (III. D)—										
United Kingdom						1,64,127	1,17,309	98,369	1,31,585	62,561
Other British Possessions						10	1,473	423
TOTAL BRITISH EMPIRE						1,64,127	1,17,309	98,369	1,33,058	62,984
Sweden						1,793	..	456	1,078	10,865
Germany						2,32,474	1,66,407	3,41,132	4,07,192	3,58,384
France						2,305	2,301	2,087	4,943	..
Switzerland						4,892	7,826	1,691
Italy						2,967	7,730	300	1,389	280
Austria						860	1,643	507	9,585	2,194
Japan						6,192	7,635	3,315	8,165	2,336
United States of America—						1,21,910	1,41,246	1,56,721	1,43,199	1,12,523
<i>Via Atlantic Coast</i>						12,264	..	5,127
<i>" Pacific "</i>						..	1,263	257	525	351
Other Foreign Countries					
TOTAL FOREIGN COUNTRIES						3,74,793	3,56,246	5,23,730	5,76,076	4,93,063

ARTICLES, AND COUNTRIES OF CONSIGNMENT: ALSO SHARE OF EACH PROVINCE	QUANTITY					VALUE				
	1922-23	1923-24	1924-25	1925-26	1926-27	1922-23	1923-24	1924-25	1925-26	1926-27
Hardware (excluding cutlery and electroplated ware)—continued						R	R	R	R	R
<i>Gas mantles (III. D)—continued</i>										
Share of Bengal	—	—	—	—	—	1,60,074	1,00,781	98,396	1,14,357	92,359
" Bombay	—	—	—	—	—	3,24,959	3,32,792	4,59,645	3,58,042	3,26,060
" Sind	—	—	—	—	—	3,468	6,492	5,923	6,244	4,224
" Madras	—	—	—	—	—	29,317	13,228	45,535	31,487	22,359
" Burma	—	—	—	—	—	21,102	19,502	7,540	1,98,994	50,554
TOTAL	—	—	—	—	—	5,38,920	4,73,555	6,17,099	7,09,134	5,58,047
<i>Implements and tools, other than agricultural implements and machine tools (III. D)—</i>										
United Kingdom	—	—	—	—	—	52,25,748	44,80,770	41,04,966	43,71,291	43,53,606
Aden and Dependencies	—	—	—	—	—	30	236	2,530	15	145
Mesopotamia	—	—	—	—	—	695	2,485	3,850	405	1,293
Ceylon	—	—	—	—	—	6,595	4,191	6,638	4,032	2,883
Straits Settlements (including Labuan)	—	—	—	—	—	3,075	1,608	5,904	6,079	5,768
Hongkong	—	—	—	—	—	850	246	1,697	268	370
Tanganyika Territory	—	—	—	—	—	—	50	—	—	2,330
Canada—										
Via Atlantic Coast	—	—	—	—	—	665	339	2,006	3,193	6,304
" Pacific "	—	—	—	—	—	—	—	—	—	153
South Australia (including Northern Territory)	—	—	—	—	—	—	—	—	71	—
Victoria	—	—	—	—	—	107	9,474	4,026	1,851	16,847
New South Wales	—	—	—	—	—	—	3,657	149	308	—
Australian Commonwealth (Total)	—	—	—	—	—	107	13,131	4,175	2,290	16,847
Other British Possessions	—	—	—	—	—	595	—	107	290	542
TOTAL BRITISH EMPIRE	—	—	—	—	—	52,60,350	45,03,106	41,31,573	43,87,778	43,89,741
Sweden	—	—	—	—	—	49,474	49,917	67,456	1,09,421	1,11,321
Norway	—	—	—	—	—	156	—	5,847	909	95
Denmark	—	—	—	—	—	742	—	—	—	454
Germany	—	—	—	—	—	8,09,039	6,07,360	6,52,342	8,67,975	12,85,872
Netherlands	—	—	—	—	—	12,951	7,010	46,738	10,604	13,668
Belgium	—	—	—	—	—	14,638	12,893	21,141	42,936	124,628
France	—	—	—	—	—	15,418	1,00,809	1,32,278	1,41,818	1,41,953
Switzerland	—	—	—	—	—	13,123	9,645	5,020	3,296	9,736
Italy	—	—	—	—	—	13,643	12,967	17,139	17,542	19,959
Austria	—	—	—	—	—	6,102	297	2,826	2,677	1,707
Czechoslovakia	—	—	—	—	—	—	117	169	—	2,615
Sumatra	—	—	—	—	—	—	—	4,037	—	—
China (exclusive of Hongkong and Maoko)	—	—	—	—	—	160	—	1,113	86	907
Japan	—	—	—	—	—	2,593	1,227	1,038	1,238	75,906
United States of America—										
Via Atlantic Coast	—	—	—	—	—	16,64,748	14,43,398	13,61,707	14,82,912	17,91,428
" Pacific "	—	—	—	—	—	56,632	240	5,725	141	2,979
Other Foreign Countries	—	—	—	—	—	535	1,131	811	10	230
TOTAL FOREIGN COUNTRIES	—	—	—	—	—	26,64,954	22,47,011	23,25,897	26,81,616	34,83,658
<i>Share of Bengal</i>										
" Bombay	—	—	—	—	—	22,51,967	22,08,880	20,95,707	25,35,162	25,54,228
" Sind	—	—	—	—	—	21,30,523	19,67,364	15,95,326	17,54,361	20,22,218
" Madras	—	—	—	—	—	8,89,467	7,68,035	8,15,546	8,68,551	9,10,146
" Burma	—	—	—	—	—	8,67,868	6,02,069	6,13,530	6,27,554	3,36,694
TOTAL	—	—	—	—	—	79,15,304	67,50,117	64,56,960	70,69,389	78,73,304
<i>Lamps, metal (III. D)—</i>	No.	No.	No.	No.	No.					
United Kingdom	46,182	62,359	49,056	59,769	49,534	3,03,235	2,77,558	2,17,337	3,24,106	2,06,104
Aden and Dependencies	..	3,176	30	6	7	..	5,898	300	3	11
Ceylon	610	262	345	381	479	4,700	2,354	2,918	2,762	2,916
Straits Settlements (including Labuan)	766	497	619	531	650	1,554	1,059	1,859	921	85
Hongkong	1,116	116	986	61	1,082	745	31	1,089	1,018	611
Nyasaland Protectorat	504	1,40
Canada—										
Via Atlantic Coast	14,100	96	223	24,596	1,219	3,571
Other British Possessions	39	29	259	153	21	294	1,052	340	544	176
TOTAL BRITISH EMPIRE	48,685	66,489	64,394	59,997	52,585	3,11,129	2,88,002	2,49,889	2,30,533	2,15,671

No. 13—continued

ARTICLES AND COUNTRIES OF CONSIGNMENT; ALSO SHARE OF EACH PROVINCE	QUANTITY					VALUE				
	1922-23	1923-24	1924-25	1925-26	1926-27	1922-23	1923-24	1924-25	1925-26	1926-27
Hardware (excluding cutlery and electroplated ware)—continued										
<i>Lamps, metal (III, D)—continued</i>	No.	No.	No.	No.	No.	R	R	R	R	R
Sweden	700	1,726	2,337	4,757	4,176	32,665	26,740	44,175	23,238	23,721
Denmark	3	1,125	..	2	..	504	2,357	..	280	..
Germany	1,407,585	1,558,738	2,332,905	3,650,964	3,958,588	23,92,814	21,78,432	30,18,302	45,49,562	50,81,734
Netherlands	109	1,116	3,353	220	79	410	2,617	5,255	833	986
Belgium	421	1,352	1,948	5,598	9,040	4,371	5,834	4,068	2,345	14,403
France	1,360	1,397	2,980	3,409	1,364	10,119	7,598	12,288	9,637	8,654
Switzerland	175	21	..	3,777	620	..
Italy	2,038	7,591	20,991	31,112	71,502	12,253	11,770	32,858	42,366	21,567
Austria	75,062	271,895	620,299	509,595	316,079	1,17,612	4,60,809	8,66,373	7,40,640	4,48,528
Hungary	720	1,347
Czechoslovakia	10,099	9,792	52,978	36,590	187,148	25,772	16,697	71,572	94,761	1,07,689
Serb-Croat Slovene State (Jugo-Slavia)	900	..	576	1,015	..	605
China (exclusive of Hong-kong and Macao)	6	2	118	..	25	18	1,277	22	..	71
Japan	35,180	14,560	14,208	15,377	2,514	25,459	11,183	4,820	10,061	1,584
United States of America—										
Via Atlantic Coast	1,127,601	1,430,388	1,925,809	2,266,924	1,741,353	26,88,711	29,87,201	32,20,343	33,38,121	23,82,144
" Pacific "	39,964	24	1	94,618	42	12
Other Foreign Countries	33	6	1,971	25	113	418	147	4,040	246	678
TOTAL FOREIGN COUNTRIES	2,790,817	3,294,702	3,587,012	6,574,496	6,293,457	54,09,605	57,12,558	81,97,380	88,32,659	81,00,440
<i>Share of Bengal</i>	<i>219,897</i>	<i>1,200,686</i>	<i>2,245,173</i>	<i>3,108,031</i>	<i>2,978,378</i>	<i>20,40,747</i>	<i>24,52,124</i>	<i>34,90,120</i>	<i>41,49,342</i>	<i>34,01,411</i>
" <i>Bombay</i>	<i>1,230,311</i>	<i>1,165,686</i>	<i>1,870,998</i>	<i>1,829,207</i>	<i>1,543,437</i>	<i>22,74,789</i>	<i>19,49,158</i>	<i>26,91,371</i>	<i>25,97,342</i>	<i>23,95,173</i>
" <i>Sind</i>	<i>271,323</i>	<i>361,056</i>	<i>649,543</i>	<i>643,793</i>	<i>695,204</i>	<i>4,73,653</i>	<i>5,96,029</i>	<i>9,20,295</i>	<i>8,22,336</i>	<i>3,70,113</i>
" <i>Madras</i>	<i>234,668</i>	<i>377,530</i>	<i>517,914</i>	<i>785,064</i>	<i>801,942</i>	<i>4,24,571</i>	<i>5,51,729</i>	<i>7,36,318</i>	<i>8,90,269</i>	<i>9,97,416</i>
" <i>Burma</i>	<i>122,002</i>	<i>156,193</i>	<i>217,778</i>	<i>288,322</i>	<i>328,551</i>	<i>4,96,974</i>	<i>4,50,492</i>	<i>5,58,565</i>	<i>6,02,663</i>	<i>7,42,015</i>
TOTAL	2,839,000	3,361,141	5,601,406	6,634,492	6,345,992	57,20,724	60,00,555	84,46,769	90,69,242	84,06,126
<i>Lamps, glass (XII, D)—</i>	No.	No.	No.	No.	No.					
United Kingdom	10,032	1,134	4,928	4,430	4,480	15,521	2,227	5,303	4,124	3,763
Other British Possessions	1,766	586	137	66	57	1,880	829	561	220	325
TOTAL BRITISH EMPIRE	11,798	1,720	5,065	4,496	4,537	17,401	3,056	5,864	4,344	4,088
Germany	26,332	42,362	17,227	19,184	23,251	20,111	23,364	25,268	40,248	61,724
Belgium	168	..	5,314	2,138	1,000	127	..	2,175	2,067	962
Austria	8,640	5,976	24,036	4,970	9,588	4,939	2,227	4,720	9,451	4,942
Czechoslovakia	2,590	50	4,169	2,060	240	331	365	2,045	3,108	298
Japan	8,151	3,144	7,212	3,121	4,742	4,323	1,431	346	1,035	1,798
United States of America—										
Via Atlantic Coast	150	16	6,010	216	2,694	1,265	1,720	8,956	55	4,572
Other Foreign Countries	4	10	14	284	25	56	20	238	1,246	939
TOTAL FOREIGN COUNTRIES	46,525	52,651	68,982	31,922	41,460	31,702	29,027	45,248	57,215	75,232
<i>Share of Bengal</i>	<i>12,319</i>	<i>3,891</i>	<i>12,287</i>	<i>5,501</i>	<i>10,927</i>	<i>12,262</i>	<i>7,241</i>	<i>10,924</i>	<i>5,283</i>	<i>4,364</i>
" <i>Bombay</i>	<i>10,066</i>	<i>..</i>	<i>19,944</i>	<i>16,226</i>	<i>25,907</i>	<i>5,774</i>	<i>..</i>	<i>21,064</i>	<i>41,318</i>	<i>62,131</i>
" <i>Sind</i>	<i>383</i>	<i>606</i>	<i>780</i>	<i>4,224</i>	<i>1,054</i>	<i>3,843</i>	<i>1,095</i>	<i>6,746</i>	<i>5,673</i>	<i>1,239</i>
" <i>Madras</i>	<i>25,249</i>	<i>45,776</i>	<i>23,952</i>	<i>4,778</i>	<i>2,979</i>	<i>16,794</i>	<i>21,942</i>	<i>7,422</i>	<i>4,174</i>	<i>15,336</i>
" <i>Burma</i>	<i>3,801</i>	<i>4,038</i>	<i>6,284</i>	<i>6,621</i>	<i>4,110</i>	<i>7,420</i>	<i>2,702</i>	<i>5,349</i>	<i>4,612</i>	<i>6,150</i>
TOTAL	58,322	54,371	69,047	36,419	45,997	49,103	32,063	51,112	61,559	79,320

ARTICLES, AND COUNTRIES OF CONSIGNMENT; ALSO SHARE OF EACH PROVINCE	QUANTITY					VALUE				
	1922-23	1923-24	1924-25	1925-26	1926-27	1922-23	1923-24	1924-25	1925-26	1926-27
Hardware (excluding out- lery and electroplated ware)—continued						R	R	R	R	R
<i>Parts of lamps, other than glass (III. D)—</i>										
United Kingdom	—	—	—	—	—	3,78,108	2,40,821	2,55,071	1,57,017	2,00,017
Mesopotamia	—	—	—	—	—	12	1,160	1,000	78	..
Other British Possessions	—	—	—	—	—	600	1,194	892	1,453	1,181
TOTAL BRITISH EMPIRE	—	—	—	—	—	3,78,720	2,52,175	2,57,863	1,58,548	2,01,201
Sweden	—	—	—	—	—	18,052	34,932	15,600	22,008	13,392
Norway	—	—	—	—	—	480	2,495	3,540
Germany	—	—	—	—	—	2,30,862	2,65,650	2,34,860	2,44,553	2,00,981
Belgium	—	—	—	—	—	29	1,650	167	186	3,296
France	—	—	—	—	—	532	9,267	3,800	2,857	591
Italy	—	—	—	—	—	14,417	4,788	2,805	5,414	6,792
Austria	—	—	—	—	—	54,923	74,654	49,380	56,271	72,681
Czechoslovakia	—	—	—	—	—	12,184	2,203	22,466	11,055	6,682
Japan	—	—	—	—	—	2,56,105	1,09,018	94,412	74,555	41,413
United States of America— Via Atlantic Coast	—	—	—	—	—	1,28,295	99,696	1,48,408	73,882	86,988
Other Foreign Countries	—	—	—	—	—	707	153	849	1,202	471
TOTAL FOREIGN COUNTRIES	—	—	—	—	—	8,25,591	6,04,506	5,76,296	4,91,933	5,23,487
<i>Share of Bengal</i>	—	—	—	—	—	<i>3,34,762</i>	<i>2,36,758</i>	<i>2,81,055</i>	<i>2,02,335</i>	<i>1,59,259</i>
.. Bombay	—	—	—	—	—	<i>6,87,895</i>	<i>4,76,045</i>	<i>4,27,062</i>	<i>2,94,182</i>	<i>3,67,120</i>
.. Sind	—	—	—	—	—	<i>41,841</i>	<i>34,733</i>	<i>26,839</i>	<i>28,353</i>	<i>36,256</i>
.. Madras	—	—	—	—	—	<i>73,049</i>	<i>67,242</i>	<i>62,626</i>	<i>52,436</i>	<i>1,01,377</i>
.. Burma	—	—	—	—	—	<i>61,774</i>	<i>41,553</i>	<i>36,395</i>	<i>73,126</i>	<i>60,676</i>
TOTAL	—	—	—	—	—	12,04,311	8,56,681	8,34,159	6,50,481	7,24,688
<i>Safes and strong boxes of metal (III. D)—</i>	No.	No.	No.	No.	No.					
United Kingdom	1,318	2,391	2,859	1,374	1,508	1,61,522	1,73,058	1,54,044	1,29,574	1,10,485
Ceylon	43	44	36	43	71	3,940	2,499	1,891	6,236	3,020
Straits Settlements (includ- ing Labuan)	27	54	129	50	44	3,012	6,272	4,819	2,245	2,990
Other British Possessions	4	3	10	3	2	665	78	1,130	535	120
TOTAL BRITISH EMPIRE	1,392	2,492	4,034	1,470	1,625	1,69,148	1,81,902	1,61,884	1,38,531	1,16,621
Germany	519	4,838	831	658	1,566	1,12,101	1,09,122	81,407	77,850	80,360
Netherlands	3	5	1	2	..	723	1,957	31	1,349	..
Belgium	2	7	4	1,715	6,302	417	..
France	1	2	3	68	58	405	3,445	4,246	14,339	30,832
Italy	33	37	136	214	119	7,928	5,514	12,117	24,337	14,935
Austria	169	503	702	701	500	29,384	66,230	90,198	90,300	70,606
Czechoslovakia	14	116	21	3,017	3,413	2,317
Japan	16	67	1	..	2	1,853	645	653	..	272
United States of America— Via Atlantic Coast	24	40	29	119	130	11,318	10,191	5,101	2,657	7,291
.. Pacific	17	1,941
Other Foreign Countries	5	7	6	590	353	747
TOTAL FOREIGN COUNTRIES	906	5,610	1,736	1,768	2,381	1,68,570	2,02,232	2,02,960	2,11,602	2,05,043
<i>Share of Bengal</i>	<i>448</i>	<i>369</i>	<i>511</i>	<i>546</i>	<i>371</i>	<i>75,899</i>	<i>95,023</i>	<i>80,189</i>	<i>64,011</i>	<i>51,102</i>
.. Bombay	<i>244</i>	<i>200</i>	<i>184</i>	<i>153</i>	<i>100</i>	<i>64,104</i>	<i>71,234</i>	<i>71,080</i>	<i>48,531</i>	<i>59,339</i>
.. Sind	<i>76</i>	<i>34</i>	<i>37</i>	<i>49</i>	<i>51</i>	<i>13,567</i>	<i>7,338</i>	<i>11,325</i>	<i>4,308</i>	<i>6,540</i>
.. Madras	<i>461</i>	<i>453</i>	<i>366</i>	<i>206</i>	<i>406</i>	<i>29,267</i>	<i>19,606</i>	<i>13,417</i>	<i>16,621</i>	<i>27,944</i>
.. Burma	<i>1,069</i>	<i>7,056</i>	<i>4,632</i>	<i>2,384</i>	<i>3,013</i>	<i>1,55,031</i>	<i>1,90,923</i>	<i>1,87,333</i>	<i>2,16,722</i>	<i>1,75,339</i>
TOTAL	2,298	8,102	5,770	3,238	4,006	3,37,718	3,84,134	3,64,344	3,50,193	3,21,664

No. 13—continued

ARTICLES, AND COUNTRIES OF CONSIGNMENT; ALSO SHARE OF EACH PROVINCE	QUANTITY					VALUE				
	1922-23	1923-24	1924-25	1925-26	1926-27	1922-23	1923-24	1924-25	1925-26	1926-27
	No.	No.	No.	No.	No.	Rs	Rs	Rs	Rs	Rs
Hardware (excluding cutlery and electroplated ware)—continued										
Stoves (III. D)—										
United Kingdom	11,732	14,951	20,063	19,090	28,280	1,65,240	1,20,800	1,09,293	1,17,340	1,27,503
Ceylon	27	24	34	39	43	1,232	516	861	521	223
Other British Possessions	79	78	14	15	27	548	424	337	126	314
TOTAL BRITISH EMPIRE	11,838	15,053	20,111	19,153	28,350	1,67,020	1,21,748	1,10,491	1,17,987	1,28,139
Sweden	30,823	74,340	125,238	175,062	139,857	2,44,619	4,36,754	6,55,294	7,70,189	9,06,928
Norway	342	643	65	1,104	414	2,620	4,408	575	6,312	2,974
Germany	36,340	33,327	37,220	46,805	22,049	1,47,133	1,26,209	94,317	1,06,178	15,155
Netherlands	167	541	—	11	427	947	3,071	..	142	1,295
Belgium	52	7	525	..	343	320	1,000	4,314	..	2,270
France	224	241	43	8	782	7,545	4,941	410	185	4,365
Switzerland	210	1	1,212	65	..
Italy	26	461	583	305	365	240	2,092	2,754	1,197	1,933
Austria	1,898	1,214	5,340	7,533	7,025	6,364	4,735	20,896	84,852	26,526
Czechoslovakia	288	1,122	620	100	90	298	987	1,832	360	379
United States of America—										
Via Atlantic Coast	1,077	2,028	1,604	1,719	2,411	22,991	31,895	52,839	34,079	36,503
Pacific	1	59	..	1	..	183	494	..	80	..
Other Foreign Countries	6	1	41	84	26	163	40	300	698	53
TOTAL FOREIGN COUNTRIES	71,244	118,984	171,539	232,533	173,789	4,33,320	6,16,686	9,34,552	9,58,228	7,88,381
Share of Bengal	20,492	25,749	65,879	119,047	68,631	94,694	1,67,745	2,78,660	3,97,759	3,61,160
Bombay	45,411	66,514	92,951	39,576	89,920	4,00,611	4,34,214	6,20,038	4,93,657	4,37,999
Sind	6,052	9,532	14,711	19,443	16,531	60,476	66,370	76,000	1,14,714	87,717
Madras	7,316	13,213	11,964	18,473	29,848	31,982	52,680	37,633	61,365	85,203
Burma	1,219	4,024	6,155	5,137	6,409	22,586	27,429	22,756	34,729	44,426
TOTAL	83,082	129,037	191,650	251,636	202,189	6,00,349	7,38,429	9,45,043	10,71,215	9,16,510
Other sorts (III. D)†—										
United Kingdom	1,56,36,232	1,19,46,794	1,16,38,130	1,16,62,728	1,04,83,377
Cyprus	1,878
Aden and Dependencies	3,265	7,939	5,625	3,500	6,303
Mesopotamia	35,480	39,253	25,698	31,367	26,740
Bahrain Islands	1,666	3,685	2,115	2,680	2,550
Ceylon	1,04,209	1,25,087	1,98,658	1,70,957	2,28,804
Straits Settlements (including Labuan)	2,09,116	1,56,351	1,32,352	2,31,439	1,61,432
Federated Malay States	176	20	50	362	1,772
British Horns	933	2,170
Hongkong	15,305	18,255	23,511	16,586	6,062
Egypt	520
Natal	4,320	2,843	1,337	2,073	984
Zanzibar and Pemba	4,620	2,590	1,375	2,030	1,025
Kenya Colony	11,992	7,512	5,868	7,329	6,839
Tanganyika Territory	115	720	48	2,092	27
Mauritius and Dependencies	47	..	590	1,381	417
Seychelles	2,124	1,300	2,220	1,332	2,530
Canada	1,798	10,305	24,500	7,114	7,669
Via Atlantic Coast										
Pacific	127
Western Australia	4,542	6
South Australia (including Northern Territory)	7,180	7	520	272	89
Victoria	10,646	4,108	14,988	6,204	7,587
Tasmania	679
New South Wales	21,957	22,542	31,783	20,170	17,248
Queensland	10	410
Australian Commonwealth (Total)						44,325	26,667	47,701	26,046	26,003
New Zealand	650	197	150	470
Other British Possessions
TOTAL BRITISH EMPIRE						1,59,80,200	1,23,54,414	1,24,10,175	1,21,29,366	1,09,66,643

† Water lifts, sugar mills, oil presses, and parts thereof and certain dairy appliances included under this head are free of duty.
 ‡ Shown as a Foreign Country from 1923-24.

ARTICLES, AND COUNTRIES OF CONSIGNMENT; ALSO SHARE OF EACH PROVINCE	QUANTITY					VALUE				
	1922-23	1923-24	1924-25	1925-26	1926-27	1922-23	1923-24	1924-25	1925-26	1926-27
Hardware (excluding cutlery and electroplated ware)—continued						R	R	R	R	R
<i>Other sorts (III. D):</i>										
—continued										
Russia—										
Northern Russia	—	—	—	—	—	..	8,532
Estonia	—	—	—	—	—	..	1,351	33,330
Finland	—	—	—	—	—	78,166	1,25,367	89,983
Sweden	—	—	—	—	—	2,98,405	2,16,668	2,75,363	2,90,628	2,49,770
Norway	—	—	—	—	—	72,914	96,006	99,789	58,365	84,293
Denmark	—	—	—	—	—	17,985	1,579	374	28	1,056
Germany	—	—	—	—	—	48,25,830	38,43,030	54,72,071	54,15,229	52,19,599
Netherlands	—	—	—	—	—	1,35,469	1,02,623	1,19,544	97,184	1,01,416
Belgium	—	—	—	—	—	2,95,845	2,13,420	2,48,171	2,49,263	3,19,071
France	—	—	—	—	—	58,330	81,975	1,10,653	2,85,737	1,68,245
Spain	—	—	—	—	—	200	..	1,153	704	949
Switzerland	—	—	—	—	—	12,297	10,559	17,103	12,392	9,185
Italy	—	—	—	—	—	65,485	84,508	1,31,805	1,50,630	1,34,935
Austria	—	—	—	—	—	68,036	1,38,493	2,23,837	2,01,522	3,09,591
Czechoslovakia	—	—	—	—	—	99,875	1,29,591	3,99,989	2,93,169	5,12,711
Serb-Croat Slovene State	—	—	—	—	—	3,970
Roumania	—	—	—	—	—	1,200
Maskat Territory and Trucial Oman	—	—	—	—	—	1,495	3,680	2,634	1,375	1,141
Other Native States in Arabia	—	—	—	—	—	479	543	1,260	120	390
Persia	—	—	—	—	—	9,623	32,409	30,124	65,233	50,633
Sumatra	—	—	—	—	—	59,632	40,732
Java	—	—	—	—	—	1,89,062	1,61,665	1,29,466	1,39,737	1,52,499
Borneo (Dutch)	—	—	—	—	—	..	6,870	..	685	53,275
Celebes and other Islands	—	—	—	—	—	..	2,636	6,945
Siam	—	—	—	—	—	16	19	352	693	1,334
Philippine Islands and Guam	—	—	—	—	—	1,603	1,434	3
China (exclusive of Hongkong and Macao)	—	—	—	—	—	54,929	21,113	16,621	14,001	19,897
Japan	—	—	—	—	—	14,00,481	8,39,855	11,20,548	10,50,352	8,20,264
Egypt †	—	—	—	—	—	—	4,007	3,612	529	133
United States of America—										
Via Atlantic Coast	—	—	—	—	—	23,75,511	19,81,570	21,05,956	23,99,633	21,95,698
" Pacific "	—	—	—	—	—	21,999	10,044	29,432	20,393	3,949
Other Foreign Countries	—	—	—	—	—	1,415	573	825	1,144	1,530
TOTAL FOREIGN COUNTRIES						1,00,07,280	79,94,741	1,06,13,902	1,08,34,745	1,05,88,712
<i>Share of Bengal</i>										
" Bombay	—	—	—	—	—	70,11,512	61,12,327	70,35,317	72,66,344	70,12,641
" Sind	—	—	—	—	—	1,30,27,513	93,78,142	91,93,603	89,96,793	77,31,201
" Madras	—	—	—	—	—	10,74,659	9,61,867	13,43,086	13,19,604	11,33,039
" Burma	—	—	—	—	—	25,07,511	21,03,689	25,31,313	24,33,357	26,32,332
TOTAL						2,59,87,589	2,08,49,155	2,30,24,077	2,29,84,111	2,15,55,355
<i>Total value of Hardware excluding cutlery and electroplated ware—</i>										
United Kingdom	—	—	—	—	—	2,54,54,119	2,07,52,675	2,00,33,960	1,97,75,785	1,84,44,747
Gibraltar	—	—	—	—	—	..	1,602	15	145	10
Cyprus	—	—	—	—	—	1,373
Aden and Dependences	—	—	—	—	—	3,910	14,570	9,284	3,623	6,496
Mesopotamia	—	—	—	—	—	38,541	43,664	31,432	32,429	29,246
Bahrain Islands	—	—	—	—	—	1,665	3,735	2,150	2,630	2,685
Ceylon	—	—	—	—	—	1,56,181	1,77,256	2,39,033	2,16,297	2,60,452
Straits Settlements (including Labuan)	—	—	—	—	—	2,36,872	1,83,536	2,28,546	3,18,780	1,92,893
Federated Malay States	—	—	—	—	—	483	473	2,145	492	2,947
British Borneo	—	—	—	—	—	..	933	2,170
Hongkong	—	—	—	—	—	31,232	25,232	34,600	25,174	9,345
Egypt †	—	—	—	—	—	690	—	—	—	—
Natal	—	—	—	—	—	4,845	2,993	1,557	2,173	1,054
Zanzibar and Pemba	—	—	—	—	—	4,639	3,675	2,003	2,030	1,025
Kenya Colony	—	—	—	—	—	12,200	6,579	6,074	3,043	6,993

† Water lifts, sugar mills, oil presses and parts thereof and certain dairy appliances included under this head are free of duty.
 ‡ Shown as a Foreign Country from 1923-24.

No. 13—continued

ARTICLES, AND COUNTRIES OF CONSIGNMENT; ALSO SHARE OF EACH PROVINCE	QUANTITY					VALUE				
	1922-23	1923-24	1924-25	1925-26	1926-27	1922-23	1923-24	1924-25	1925-26	1926-27
Hardware (excluding cutlery and electroplated ware)—continued						R	R	R	R	R
Total value of Hardware (excluding cutlery and electroplated ware)—continued										
Tanganyika Territory						115	770	43	2,092	2,322
Nyasaland Protectorate						1,400
Mauritius and Dependencies						47	..	590	1,381	835
Seychelles						2,124	1,300	2,324	1,332	2,587
Canada—										
Via Atlantic Coast						2,463	11,331	53,188	17,646	48,572
" Pacific "						..	137	1,648	..	153
Western Australia						4,542	..	708	..	5
South Australia (including Northern Territory)						7,180	7	520	343	80
Victoria						10,763	18,632	19,752	8,056	24,703
Tasmania						2,852	..	679
New South Wales						21,957	26,259	31,097	20,508	17,414
Queensland						..	10	727
Australian Commonwealth (Total)						44,432	39,908	66,446	28,997	42,390
New Zealand						..	2,388
Other British Possessions						..	933	187	359	460
TOTAL BRITISH EMPIRE						2,59,99,563	2,12,78,836	2,07,03,810	2,04,39,472	1,90,61,109
Russia—										
Northern Russia						..	8,532
Finland						78,166	1,25,307	80,983
Estonia						..	1,351	33,339
Sweden						14,52,217	13,59,926	16,88,714	16,03,000	15,30,489
Norway						79,258	1,11,325	1,16,040	66,910	93,516
Danmark						19,371	13,971	374	1,002	1,510
Poland (including Dantzic)						2,723	..	2,070	8,078	21,327
Germany						1,12,39,960	92,06,650	1,33,63,675	1,42,08,257	1,53,32,371
Netherlands						1,97,789	1,66,918	1,93,425	1,30,020	1,41,343
Belgium						3,84,108	3,31,051	3,17,432	3,65,672	4,11,979
France						1,01,691	2,42,432	2,72,961	4,78,308	3,75,979
Spain						286	85	1,850	714	940
Switzerland						34,364	32,930	27,578	16,093	21,983
Italy						1,83,305	1,47,069	2,28,790	2,37,638	2,37,082
Austria						3,30,627	3,34,584	14,11,554	13,43,038	12,31,703
Hungary						..	225	1,661	20,059	1,908
Czechoslovakia						2,11,204	3,55,329	7,37,734	6,73,261	11,32,229
Serb-Croat Slovene State (Jugo-Slavia)						1,015	..	4,575
Roumania						1,209
Mascat Territory and Trucial Oman						1,495	3,330	2,733	1,400	1,491
Other Native States in Arabia						620	603	1,260	245	437
Persia						10,257	33,416	30,359	66,149	30,369
Sumatra						..	50	4,037	50,682	40,822
Java						1,92,349	1,61,690	1,29,758	1,40,413	1,32,043
Borneo (Dutch)						..	6,370	..	635	33,375
Celebes and other Islands						..	2,636	6,045
Siam						45	86	935	809	1,747
Philippine Islands and Guam						1,340	5,361	3
China (exclusive of Hongkong and Macao)						60,235	23,505	20,276	13,796	24,103
Japan						32,63,729	25,69,822	27,03,030	37,03,744	23,95,045
Egypt †						..	4,062	4,676	529	440
Portuguese East Africa						120	192	681	1,123	932
United States of America—										
Via Atlantic Coast						75,63,623	72,28,066	77,60,015	80,62,343	71,03,425
" Pacific "						1,76,258	11,567	43,613	20,614	13,062
Other Foreign Countries						1,295	320	315	652	1,065
TOTAL FOREIGN COUNTRIES						2,54,90,334	2,29,54,909	2,91,65,326	3,15,17,434	3,16,01,273
Share of Bengal						1,52,46,233	1,45,92,311	1,68,11,934	1,33,72,312	1,73,36,303
" Bombay						2,10,43,646	1,63,03,337	1,69,04,939	1,00,34,900	1,66,23,331
" Sind						34,91,922	31,31,652	39,49,315	40,61,037	40,03,195
" Madras						43,31,551	45,65,277	62,93,913	63,30,593	60,36,961
" Burma						63,76,501	56,35,037	69,03,135	30,53,099	75,94,395
TOTAL						5,14,89,397	4,42,23,744	4,98,68,330	5,19,56,906	5,06,62,335

† Shown as a Foreign Country from 1923-24.

ARTICLES, AND COUNTRIES OF CONSIGNMENT; ALSO SHARE OF EACH PROVINCE	QUANTITY					VALUE				
	1922-23	1923-24	1924-25	1925-26	1926-27	1922-23	1923-24	1924-25	1925-26	1926-27
	Tons	Tons	Tons	Tons	Tons	R	R	R	R	R
Hides and Skins, raw†—										
<i>Hides, raw (L. E.)—</i>										
United Kingdom	93	49	35	25	1	47,955	26,932	15,360	17,338	2,169
Aden and Dependencies	153	123	116	13	7	1,04,643	1,11,494	1,42,230	21,700	13,045
Mesopotamia	2	7	6	48	117	3,300	4,290	14,920	37,980	1,31,037
Bahrein Islands	1	..	2	1,060	..	2,400	..
Ceylon	120	77	55	61	167	54,854	39,440	29,709	31,639	72,538
Straits Settlements (including Labuan)	3	53	31	61	..	3,065	36,304	59,278	52,779	..
Natal	2	4,400
Zanzibar and Pemba	15	6	11	1	5	9,550	2,500	8,050	500	4,000
Kenya Colony	96	130	54	10	21	61,053	50,835	73,150	16,900	14,350
Tanganyika Territory	3	3	3	2,900	9,570	2,410
Mauritius and Dependencies	5	2,737
Other British Possessions	30
TOTAL BRITISH EMPIRE	490	459	368	221	308	2,67,320	2,32,955	3,52,324	1,81,291	2,37,680
Germany	1	4	1	921	7,532	600
Italy	4	4,432
Mascat Territory and Trucial Oman	5	3,410	160	120	..	190
Other Native States in Arabia	3	2	7	11	39	1,260	2,450	5,336	13,350	54,776
Persia	1	4	190	266	..	1,200	5,770
Java	30	35,668
Japan	2	2,270	..
Egypt‡	23	52	1	21	..	24,534	62,020	340	29,756
United States of America— Via Atlantic Coast	17	13	5,910	4,322	..
TOTAL FOREIGN COUNTRIES	3	64	77	32	65	4,770	67,609	74,316	30,314	91,098
Share of Bengal	36	12	3	40,705	10,330	20,375	..
“ Bombay	312	282	192	75	167	2,01,963	1,33,453	2,41,961	93,351	1,52,761
“ Sind	4	..	1	9	1	2,900	60	400	3,150	1,946
“ Madras	122	194	210	169	226	37,162	1,19,201	1,74,459	93,275	1,67,030
“ Burma	5	..	1	3,145	..	954	..
TOTAL	498	523	445	253	373	2,92,090	3,50,564	4,27,140	2,11,605	3,28,777
Skins, raw (L. E.)—										
United Kingdom	10	15	16	11	34	10,400	9,855	11,142	33,625	63,566
Aden and Dependencies	33	160	73	127	241	63,304	1,36,599	1,18,074	3,02,338	6,80,300
Mesopotamia	33	32	40	140	114	23,130	25,993	30,350	1,12,093	90,766
Bahrein Islands	15	17	19	20	39	10,000	13,500	13,350	13,190	23,250
Ceylon	215	239	290	334	390	3,32,640	4,30,695	2,34,706	3,25,059	3,32,164
Straits Settlements (including Labuan)	33	42	33	99	122	43,373	42,374	77,339	1,23,040	1,63,225
Cape of Good Hope	2	2,500
Natal	6	7,920	443	..
Zanzibar and Pemba	5	1	..	1	..	4,025	850	..	2,000	..
Kenya Colony	10	33	19	10	21	5,732	31,253	30,291	15,520	43,042
Tanganyika Territory	1	1,630	400	600	..
Other British Possessions	243
TOTAL BRITISH EMPIRE	411	539	551	743	1,011	5,56,114	7,43,199	5,79,365	9,33,413	14,62,213

† Free of duty.
‡ Shown as a Foreign Country from 1923-24.

No. 13—continued

ARTICLES, AND COUNTRIES OF CONSIGNMENT; ALSO SHARE OF EACH PROVINCE	QUANTITY					VALUE				
	1922-23	1923-24	1924-25	1925-26	1926-27	1922-23	1923-24	1924-25	1925-26	1926-27
	Tons	Tons	Tons	Tons	Tons	R	R	R	R	R
<i>Hides and Skins, raw—</i> <i>continued</i>										
<i>Hides, raw (L. E.)—continued</i>										
Germany	7	3,000
Netherlands	1	2,867	28	..
Belgium	..	2	6,500
Italy	4	5,886
Greece	1	1,000
Turkey, European	2	1	10,000	8,100
Maskat Territory and Trucial Oman	40	5	1	..	16	19,181	4,802	4,098	5,350	20,049
Other Native States in Arabia	8	5	22	46	16	6,400	6,950	22,829	79,932	18,685
Persia	143	135	121	171	286	1,00,594	1,34,032	1,09,643	1,44,328	2,37,813
Japan	2	2,800
Egypt	..	207	122	116	35	..	3,04,648	2,94,000	2,97,111	1,00,911
United States of America— <i> Via Atlantic Coast</i>	42	..	4	4	..	31,483	1,342	9,320
Other Foreign Countries	200	..	690
TOTAL FOREIGN COUNTRIES	193	352	309	335	370	1,22,979	4,56,492	4,67,555	5,38,201	4,05,304
<i>Share of Bengal</i>	1	1	2,007	4,775	187
<i>Bombay</i>	305	339	272	473	693	2,29,936	3,53,846	2,89,130	6,51,139	3,33,521
<i>Sind</i>	42	3	2	10	10	22,247	7,493	6,553	59,266	24,334
<i>Madras</i>	257	699	685	694	672	4,31,317	8,35,721	7,39,285	8,06,721	9,46,308
<i>Burma</i>	1	..	1,831	5,227
TOTAL	604	941	860	1,078	1,331	6,85,093	11,99,691	10,46,920	15,21,614	18,67,677
<i>Total Hides and Skins, raw—</i>										
United Kingdom	103	64	51	36	85	58,355	36,787	26,502	1,01,012	70,735
Aden and Dependencies	236	283	189	140	243	1,72,947	2,98,093	2,60,334	3,24,535	6,02,245
Mesopotamia	35	39	46	188	231	31,490	30,233	46,270	1,50,073	2,21,303
Bahrain Islands	15	18	19	22	39	10,900	14,860	18,350	15,590	23,250
Ceylon	335	366	345	395	547	4,37,494	4,70,135	3,14,415	3,56,998	4,54,752
Straits Settlements (including Labuan)	41	100	169	160	122	45,438	79,678	1,37,107	1,80,819	1,68,225
Cape of Good Hope	2	2,500
Natal	8	12,320	448	..
Zanzibar and Pemba	20	7	11	2	5	12,575	3,350	5,050	2,500	4,000
Kenya Colony	106	163	73	20	42	66,845	82,088	1,08,441	32,420	57,892
Tanganyika Territory	8	8	3	1	..	2,900	11,150	2,810	600	..
Mauritius and Dependencies	5	80	2,787
Other British Possessions	243
TOTAL BRITISH EMPIRE	901	1,048	919	964	1,319	8,43,424	10,26,164	9,31,639	11,61,704	16,99,902
Germany	1	4	8	921	7,532	4,200
Netherlands	1	2,867	28	..
Belgium	..	2	6,500
Italy	..	4	4	..	4,482	5,886
Greece	1	1,000
Turkey, European	2	1	10,000	8,100
Maskat Territory and Trucial Oman	45	8	1	..	16	22,591	4,462	4,213	5,350	20,245
Other Native States in Arabia	11	7	29	57	55	7,660	9,400	28,665	93,322	73,461
Persia	143	135	121	172	290	1,00,494	1,34,297	1,09,643	1,45,528	2,48,533

* Free of duty.
‡ Shown as a Foreign Country from 1923-24.

No. 13—continued

ARTICLES, AND COUNTRIES OF CONSIGNMENT; ALSO SHARE OF EACH PROVINCE	QUANTITY					VALUE				
	1922-23	1923-24	1924-25	1925-26	1926-27	1922-23	1923-24	1924-25	1925-26	1926-27
Hides and Skins, raw* —						R	R	R	R	R
<i>concluded</i>										
<i>Total Hides and Skins, raw — continued</i>	Tons	Tons	Tons	Tons	Tons					
Java	30	35,668	602
Japan	2	2	..	2,800	2,270	..
Egypt	235	174	117	56	..	3,29,232	3,53,029	2,97,951	1,90,6
United States of America—										
74 Atlantic Coast	59	13	4	4	..	37,343	5,964	9,8
Other Foreign Countries	200	..	88
TOTAL FOREIGN COUNTRIES	201	416	356	387	435	1,88,749	5,24,101	5,42,371	5,08,515	4,96,4
<i>Share of Bengal</i>	..	35	13	9	40,705	18,327	25,150	21
" Bombay	617	623	454	543	345	4,32,903	6,42,099	6,51,091	7,44,933	10,53,2
" Sind	46	3	3	19	11	25,391	7,553	6,953	63,136	30,2
" Madras	439	793	325	754	397	6,18,479	9,55,922	9,04,634	8,98,998	11,11,3
" Burma	5	..	1	1	..	3,976	..	952	6,3
TOTAL	1,102	1,464	1,305	1,331	1,754	9,77,183	15,50,255	14,74,060	17,33,219	21,96,31
Hops* (L. I.)—	Cwts.	Cwts.	Cwts.	Cwts.	Cwts.					
United Kingdom	580	349	538	685	739	1,32,204	70,830	85,689	99,803	1,15,7
Straits Settlements (including Labuan)	66	68	6,176	5,235	24	11	..
Hongkong	31	3,109
Victoria	55	..	58	55	47	10,567	..	7,695	6,910	4,7
New South Wales	103	..	23	13,415	..	2,310	..
Australian Commonwealth (Total)	55	103	58	78	..	10,567	13,415	7,695	9,230	4,7
Other British Possessions	20	24	3	6	..
TOTAL BRITISH EMPIRE	701	520	627	763	786	1,48,967	89,554	97,520	1,09,040	1,20,5
Germany	287	125	219	42	35	36,156	20,990	20,687	2,557	4,5
Belgium	37	5,880
France	40	40	3,850	3,825
Italy	300	98	81,314	19,514
Austria	103	103	103	20,440	26,309	26,4
United States of America—										
74 Atlantic Coast	170	307	72	280	361	16,506	28,932	5,445	22,333	33,81
" Pacific "	1,278	855	453	389	443	1,19,284	78,262	38,517	34,766	45,34
Other Foreign Countries	13	30	653	4
TOTAL FOREIGN COUNTRIES	1,813	1,640	945	814	992	1,83,708	2,13,981	1,10,607	85,065	1,10,04
<i>Share of Bengal</i>	768	764	379	406	571	72,737	72,100	40,451	35,434	62,01
" Bombay	430	255	424	343	433	55,644	61,720	58,985	44,046	65,47
" Sind	474	645	550	513	443	71,725	1,06,594	30,277	75,889	68,76
" Madras	759	421	215	303	244	1,18,925	44,707	27,734	21,159	19,91
" Burma	92	75	4	107	32	13,641	13,414	630	13,447	13,36
TOTAL	2,513	2,160	1,572	1,577	1,778	3,32,673	3,03,535	2,08,127	1,95,005	2,30,58
Horns, tips and pieces of horn and hornmeal (II. S)(c)—	Cwts.	Cwts.	Cwts.	Cwts.	Cwts.					
United Kingdom	42	1,751	..	10	2	..
Aden and Dependencies	5	5,913
Ceylon	127	147	297	95	217	511	606	1,286	463	1,027
Zanzibar and Pemba	3	1	1	2,443	1,620	35
Kenya Colony	37	45	21	19	1	37,025	50,213	25,699	24,475	113
Tanganyika Territory	5	2	1	..	72	5,464	1,832	1,479
Other British Possessions	35	29	..	550	25	..	312	300
TOTAL BRITISH EMPIRE	244	193	329	145	219	42,280	52,536	38,407	27,104	2,926

* Free of duty.
 † Shown as a Foreign Country from 1923-24.
 (c) Figures prior to 1924-25 include "Hornmeal."

No. 13—continued

ARTICLES, AND COUNTRIES OF CONSIGNMENT; ALSO SHARE OF EACH PROVINCE	QUANTITY					VALUE				
	1922-23	1923-24	1924-25	1925-26	1926-27	1922-23	1923-24	1924-25	1925-26	1926-27
Horns, tips and pieces of horn, and Hornmeal (II. S)—continued						R	R	R	R	R
TOTAL FOREIGN COUNTRIES	..	97	1	..	1,018	30	..	149
<i>Share of Bengal</i>	..	95	948
<i>Bombay</i>	41	48	32	50	3	41,150	51,975	37,141	26,414	1,748
<i>Madras</i>	203	147	297	25	217	1,130	608	1,298	465	1,027
<i>Burma</i>	25	..	225	300
TOTAL	244	290	326	145	220	42,280	58,558	38,437	27,104	3,075
Instruments, Apparatus and Appliances, and parts thereof—										
<i>Electrical, including tele- graph and telephone apparatus, not being machinery—</i>										
Electric fans and parts thereof (III. F)—										
United Kingdom	—	—	—	—	—	13,98,892	17,32,841	19,14,864	16,16,807	21,20,785
Mesopotamia	—	—	—	—	—	6,011	726	611	530	80
Bahrain Islands	—	—	—	—	—	1,518	6,100
Ceylon	—	—	—	—	—	1,778	211	..	876	598
Straits Settlements (includ- ing Labuan)	—	—	—	—	—	4,025	2,002	750	2,868	..
Hongkong	—	—	—	—	—	..	7,429	4,000
Other British Possessions	—	—	—	—	—	156	260	260	..	80
TOTAL BRITISH EMPIRE	—	—	—	—	—	14,07,615	17,49,569	19,20,485	16,20,581	21,21,448
Sweden	—	—	—	—	—	4,750
Germany	—	—	—	—	—	1,58,812	3,25,079	5,57,936	3,49,885	2,78,320
Netherlands	—	—	—	—	—	1,489	987	4,847	9,900	22,451
Belgium	—	—	—	—	—	..	224	8,838	31	206
France	—	—	—	—	—	65	..	106	1,807	1,370
Italy	—	—	—	—	—	9,51,518	6,65,786	4,82,158	6,35,844	6,02,288
Austria	—	—	—	—	—	2,145	18,966	4,213	40	82
China (exclusive of Hongkong and Macao)	—	—	—	—	—	..	3,399	791
Japan	—	—	—	—	—	80	60	109	3,083	4,135
United States of America— <i>Via Atlantic Coast</i>	—	—	—	—	—	5,87,430	3,44,572	1,78,109	2,05,469	1,56,468
<i>Pacific</i>	—	—	—	—	—	..	6,776
Other Foreign Countries	—	—	—	—	—	160	..	180	490	60
TOTAL FOREIGN COUNTRIES	—	—	—	—	—	17,06,398	11,65,759	12,82,827	12,04,809	10,65,375
<i>Share of Bengal</i>	—	—	—	—	—	18,02,282	15,82,104	12,07,700	15,29,793	27,71,692
<i>Bombay</i>	—	—	—	—	—	7,31,358	3,44,311	7,20,577	7,38,741	6,91,983
<i>Sind</i>	—	—	—	—	—	1,46,857	2,27,733	2,23,373	2,36,567	3,55,561
<i>Madras</i>	—	—	—	—	—	1,26,269	1,10,355	1,78,827	1,43,668	1,45,378
<i>Burma</i>	—	—	—	—	—	2,26,747	1,44,826	1,22,433	1,47,311	2,18,234
TOTAL	—	—	—	—	—	31,14,013	29,15,328	25,62,312	23,25,490	31,86,818

GENERAL IMPORTS

No. 13—continued

ARTICLES, AND COUNTRIES OF CONSIGNMENT; ALSO SHARE OF EACH PROVINCE	QUANTITY					VALUE				
	1922-23	1923-24	1924-25	1925-26	1926-27	1922-23	1923-24	1924-25	1925-26	1926-27
Instruments, Apparatus and Appliances, and parts thereof—continued						R	R	R	R	R
<i>Electrical, including telegraph and telephone apparatus not being machinery—continued</i>										
Electric wires and cables—										
Rubber, insulated (III F)—										
United Kingdom	—	—	—	—	—	24,23,450	24,50,431	26,80,725	33,78,638	28,32,370
Mesopotamia	—	—	—	—	—	..	430	2,098
Straits Settlements (includ- ing Labuan)	—	—	—	—	—	..	2,562	..	528	..
Other British Possessions	—	—	—	—	—	748	..
TOTAL BRITISH EMPIRE	—	—	—	—	—	24,23,450	24,58,423	26,83,728	33,79,914	28,32,370
Sweden	—	—	—	—	—	..	68,990	1,280
Denmark	—	—	—	—	—	1,036	..
Germany	—	—	—	—	—	2,49,965	32,219	1,32,329	2,02,228	1,21,816
Netherlands	—	—	—	—	—	57,588	31,534	14,844	54,727	23,648
Belgium	—	—	—	—	—	3,541	16,823	25,071	18,694	6,611
France	—	—	—	—	—	2,115	332	1,749	4,443	2,046
Switzerland	—	—	—	—	—	30,532	6,515
Italy	—	—	—	—	—	4,535	2,197	..	1,366	5,706
Austria	—	—	—	—	—	..	729	150	1,456	6,058
Japan	—	—	—	—	—	22,927	4,302	1,731	25,453	4,208
Portuguese East Africa	—	—	—	—	—	1,269	..
United States of America—										
Via Atlantic Coast	—	—	—	—	—	58,137	99,160	38,403	23,839	32,702
Other Foreign Countries	—	—	—	—	—	400	400
TOTAL FOREIGN COUNTRIES	—	—	—	—	—	4,29,446	2,62,791	2,18,413	3,34,911	2,02,690
Share of Bengal	—	—	—	—	—	13,38,946	13,95,526	19,00,098	20,10,156	16,32,535
„ Bombay	—	—	—	—	—	11,08,013	10,00,783	7,47,699	13,49,373	11,87,909
„ Sind	—	—	—	—	—	39,306	1,35,126	97,834	74,871	77,437
„ Madras	—	—	—	—	—	1,71,212	1,12,117	93,150	1,38,423	1,57,752
„ Burma	—	—	—	—	—	1,54,913	32,678	63,358	32,093	79,366
TOTAL	—	—	—	—	—	25,52,890	27,16,214	29,02,136	37,14,325	30,35,060
Insulations, other than rubber (III F)—										
United Kingdom	—	—	—	—	—	35,39,741	18,28,046	18,36,735	21,08,726	26,11,256
Other British Possessions	—	—	—	—	—	52	443	920	182	746
TOTAL BRITISH EMPIRE	—	—	—	—	—	35,39,793	18,28,494	18,37,655	21,08,908	26,12,002
Sweden	—	—	—	—	—	2,978	355	258
Denmark	—	—	—	—	—	456	18,155	..
Germany	—	—	—	—	—	74,938	69,478	92,116	80,167	1,22,211
Netherlands	—	—	—	—	—	..	30,055	16,560	53,720	24,790
Belgium	—	—	—	—	—	7,343	11,349	3,643	11,344	5,818
France	—	—	—	—	—	4,557	3,829	4,193	1,380	2,000
Switzerland	—	—	—	—	—	5,170	25,325	4,229
Italy	—	—	—	—	—	..	3,163	..	645	1,731
Austria	—	—	—	—	—	999	2,014	..	2,386	9,172
Japan	—	—	—	—	—	13,957	3,632	2,619	8,741	529
United States of America—										
Via Atlantic Coast	—	—	—	—	—	1,95,227	2,00,172	9,695	4,814	1,43,597
TOTAL FOREIGN COUNTRIES	—	—	—	—	—	3,05,623	3,99,524	1,28,826	1,76,707	3,14,300
Share of Bengal	—	—	—	—	—	16,35,967	13,91,128	7,91,043	9,29,566	12,05,135
„ Bombay	—	—	—	—	—	14,38,393	7,39,234	7,90,276	9,76,205	13,66,176
„ Sind	—	—	—	—	—	76,388	31,294	5,363	1,59,661	1,55,106
„ Madras	—	—	—	—	—	4,70,417	36,293	94,573	67,233	34,331
„ Burma	—	—	—	—	—	1,24,253	30,064	2,64,731	1,62,910	1,78,010
TOTAL	—	—	—	—	—	33,45,418	22,28,016	19,66,451	22,35,615	29,26,307

No. 13—continued

ARTICLES, AND COUNTRIES OF CONSIGNMENT; ALSO SHARE OF EACH PROVINCE	QUANTITY					VALUE				
	1922-23	1923-24	1924-25	1925-26	1926-27	1922-23	1923-24	1924-25	1925-26	1926-27
Instruments, Apparatus and Appliances, and parts thereof—continued						R	R	R	R	R
Electrical, including tele- graph and telephone apparatus not being machi- nery—continued										
Electric wires and cables— continued										
Telegraph and Telephone wires and cables (III. F)—										
United Kingdom	—	—	—	—	—	1,61,415	3,92,463	1,79,604	1,62,542	83,500
Other British Possessions	—	—	—	—	—	1,205	132	..	134	52
TOTAL BRITISH EMPIRE	—	—	—	—	—	1,62,620	3,92,595	1,79,604	1,62,676	83,552
Germany	—	—	—	—	—	17,938	..	11,438
Japan	—	—	—	—	—	..	116	11,745	50	17
United States of America— Via Atlantic Coast	—	—	—	—	—	531	3,611	2,305	..	1,631
TOTAL FOREIGN COUNTRIES	—	—	—	—	—	531	3,727	31,938	50	13,081
Share of Bengal	—	—	—	—	—	16,731	9,73,317	9,057	3,573	27,010
„ Bombay	—	—	—	—	—	1,02,123	6,12,334	73,034	14,907	31,203
„ Sind	—	—	—	—	—	18,663	150	16,972	6,976	3,000
„ Madras	—	—	—	—	—	6,150	6,675	1,02,746	1,29,579	29,324
„ Burma	—	—	—	—	—	13,475	4,346	9,733	5,691	1,396
TOTAL	—	—	—	—	—	1,63,151	9,96,312	2,11,592	1,62,720	90,638
Bare copper wire (electrolytic) other than telegraph and telephone wires (III. F)—										
United Kingdom	—	—	—	—	—	5,92,389	10,52,546	14,30,465	11,57,742	15,79,263
Other British Possessions	—	—	—	—	—	759	..	79
TOTAL BRITISH EMPIRE	—	—	—	—	—	5,92,389	10,52,546	14,31,221	11,57,742	15,79,341
Germany	—	—	—	—	—	36,029	14,064	24,965	1,93,424	1,23,786
Netherlands	—	—	—	—	—	97,560	7,042	96,408	88,307	1,16,617
Belgium	—	—	—	—	—	2,139	2,139	1,137	19,652	32,478
France	—	—	—	—	—	2,225	31,961	2,370
Italy	—	—	—	—	—	11,655	390	..
Austria	—	—	—	—	—	..	125	1,023
Japan	—	—	—	—	—	..	52,040	25,012	50,641	..
United States of America— Via Atlantic Coast	—	—	—	—	—	94,233	7,023	3,147	331	2,25,940
Other Foreign Countries	—	—	—	—	—	561	230
TOTAL FOREIGN COUNTRIES	—	—	—	—	—	2,41,721	32,436	1,62,944	3,30,237	6,07,999
Share of Bengal	—	—	—	—	—	2,45,642	6,15,037	9,32,221	3,02,664	13,30,906
„ Bombay	—	—	—	—	—	2,33,072	3,30,537	4,64,519	6,55,234	7,39,977
„ Sind	—	—	—	—	—	2,13,601	1,06,103	77,437	85,013	5,127
„ Madras	—	—	—	—	—	..	32,479	14,343	92,346	20,196
„ Burma	—	—	—	—	—	78,795	726	55,804	2,302	1,135
TOTAL	—	—	—	—	—	3,34,110	11,36,032	15,34,165	15,33,009	20,37,340
Total value of Electric Wires and Cables—										
United Kingdom	—	—	—	—	—	67,16,995	62,23,436	61,27,529	63,07,648	71,06,397
Mesopotamia	—	—	—	—	—	250	730	3,634
Ceylon	—	—	—	—	—	1,007	204	120	31	171
Straits Settlements (includ- ing Labuan)	—	—	—	—	—	..	2,623	920	743	52
Other British Possessions	—	—	—	—	—	318	654
TOTAL BRITISH EMPIRE	—	—	—	—	—	67,18,252	62,27,048	61,32,208	63,09,240	71,07,274

ARTICLES, AND COUNTRIES OF CONSIGNMENT; ALSO SHARE OF EACH PROVINCE	QUANTITY					VALUE				
	1922-23	1923-24	1924-25	1925-26	1926-27	1922-23	1923-24	1924-25	1925-26	1926-27
Instruments, Apparatus and Appliances, and parts thereof—continued						R	R	R	R	R
<i>Electrical, including telegraph and telephone apparatus not being machinery—continued</i>										
Electric wires and cables—cond.										
<i>Total value of Electric Wires and Cables—continued</i>										
Sweden	—	—	—	—	—	2,978	68,990	1,286	916	588
Denmark	—	—	—	—	—	456	14,191	..
Germany	—	—	—	—	—	8,60,932	1,15,761	2,74,348	4,75,819	3,83,746
Netherlands	—	—	—	—	—	1,55,148	1,18,681	1,27,812	1,91,844	1,65,020
Belgium	—	—	—	—	—	13,078	30,361	30,801	49,690	44,907
France	—	—	—	—	—	6,672	4,161	8,167	37,784	6,916
Switzerland	—	—	—	—	—	35,752	32,840	4,229
Italy	—	—	—	—	—	16,240	5,390	..	2,311	7,437
Austria	—	—	—	—	—	999	2,868	150	3,842	16,233
Japan	—	—	—	—	—	36,884	60,097	41,107	84,885	4,754
Portuguese East Africa	—	—	—	—	—	1,269	..
United States of America— Via Atlantic Coast	—	—	—	—	—	3,48,183	3,09,989	48,550	28,984	4,03,870
Other Foreign Countries	—	—	—	—	—	400	400
TOTAL FOREIGN COUNTRIES	—	—	—	—	—	9,77,817	7,43,528	5,82,171	8,91,935	10,38,075
Share of Bengal	—	—	—	—	—	33,40,286	35,74,007	36,82,416	37,41,953	40,95,636
" Bombay	—	—	—	—	—	29,92,810	27,32,513	20,66,519	28,94,769	33,05,165
" Sind	—	—	—	—	—	3,43,453	2,62,673	1,98,146	3,26,571	2,45,639
" Madras	—	—	—	—	—	6,47,779	1,37,569	3,04,317	4,76,131	2,43,032
" Burma	—	—	—	—	—	3,71,436	1,67,814	4,13,476	3,62,306	3,56,807
TOTAL	—	—	—	—	—	76,95,569	69,75,576	66,64,374	77,01,176	81,45,349
Telegraph and telephone instruments and apparatus (III. F)—										
United Kingdom	—	—	—	—	—	3,63,040	31,96,950	7,60,047	7,03,209	4,01,714
Ceylon	—	—	—	—	—	20	262	..	2,793	287
Straits Settlements (including Labuan).	—	—	—	—	—	..	80	1,712	1,001	2,422
Other British Possessions	—	—	—	—	—	585	..	55
TOTAL BRITISH EMPIRE	—	—	—	—	—	3,63,645	31,97,292	7,61,814	7,06,003	4,04,418
Sweden	—	—	—	—	—	863	14,106	6,524	27,230	48,068
Denmark	—	—	—	—	—	4,486
Germany	—	—	—	—	—	6,069	3,105	7,576	15,676	1,371
Belgium	—	—	—	—	—	2,415	..	4,358	528	..
France	—	—	—	—	—	..	4,339	12,236	111	..
Japan	—	—	—	—	—	1,434	30	226	175	627
Egypt †	—	—	—	—	—	..	1,290	681
United States of America— Via Atlantic Coast	—	—	—	—	—	99,476	19,656	65,649	19,880	22,313
" Pacific "	—	—	—	—	—	..	150	176
Other Foreign Countries	—	—	—	—	—	997
TOTAL FOREIGN COUNTRIES	—	—	—	—	—	1,10,257	42,777	1,02,959	63,600	72,414
Share of Bengal	—	—	—	—	—	1,62,340	1,50,061	3,23,420	1,32,888	1,67,719
" Bombay	—	—	—	—	—	1,41,537	30,02,534	4,01,733	66,843	1,49,668
" Sind	—	—	—	—	—	6,449	1,691	14,395	13,608	17,359
" Madras	—	—	—	—	—	36,979	76,971	23,947	5,05,435	1,16,057
" Burma	—	—	—	—	—	1,26,706	9,812	30,723	61,824	36,661
TOTAL	—	—	—	—	—	4,73,902	32,40,060	8,64,773	7,69,603	4,76,532

† Shown as a Foreign Country from 1923-24.

No. 13—continued

ARTICLES, AND COUNTRIES OF CONSIGNMENT; ALSO SHARE OF EACH PROVINCE	QUANTITY					VALUE				
	1922-23	1923-24	1924-25	1925-26	1926-27	1922-23	1923-24	1924-25	1925-26	1926-27
Instruments, Apparatus and Appliances, and parts thereof—continued						R	R	R	R	R
Electrical, including tele- graph and telephone apparatus not being machinery—continued										
Electric lamps and parts thereof—										
Electric glow lamps* (III. F)—			No.	No.	No.					
United Kingdom	—	—	610,563	1,004,819	1,187,378	7,99,929	5,76,942	4,07,351	7,90,992	7,38,594
Aden and Dependencies	—	—	1,676	1,254
Mesopotamia	—	—	5,900	30	1,500
Other British Possessions	—	—	230	1,004	691	1,330	604	170	939	201
TOTAL BRITISH EMPIRE	—	—	616,738	1,005,823	1,189,022	8,01,249	5,77,576	4,09,021	7,91,931	7,39,749
Sweden	—	—	..	1,059	6,993	626	1,007	3,064
Denmark	—	—	2,332	2,910	1,033
Germany	—	—	536,004	458,538	278,936	4,00,236	2,08,657	1,62,697	1,40,553	1,34,924
Netherlands	—	—	1,122,297	813,828	1,042,966	4,54,460	5,81,923	5,30,735	5,64,720	7,37,917
Belgium	—	—	15,378	6,186	47,551	50,905	..	9,047	4,240	35,375
France	—	—	2,535	32,073	77,443	1,459	917	1,756	10,322	29,011
Italy	—	—	23,694	30,784	19,361	5,198	46,749	11,417	27,013	21,540
Austria	—	—	213,317	635,199	311,130	25,674	39,445	77,249	1,82,023	1,69,630
Hungary	—	—	563	32,706	92,163	2,526	..	305	11,293	49,716
Czechoslovakia	—	—	1,313	3,732	13,724	..	190	969	1,577	5,373
China (exclusive of Hong- kong and Macao)	—	—	9,973	663,877	..	14,033	611	4,932	1,89,000	..
Japan	—	—	62,350	111,404	335,330	12,217	4,327	5,027	9,083	34,503
United States of America—										
Via Atlantic Coast	—	—	12,333	115,352	44,999	29,325	24,402	13,150	54,040	30,139
" Pacific "	—	—	600	1,235
Other Foreign Countries	—	—	553	1,500	180	150	630	693	703	190
TOTAL FOREIGN COUNTRIES	—	—	2,012,367	2,640,757	2,274,267	10,01,174	9,07,946	6,23,047	12,03,921	12,74,332
Share of Bengal	—	—	1,003,533	1,310,051	1,365,465	5,71,953	5,51,577	5,13,921	7,60,000	8,69,537
" Bombay	—	—	394,363	1,727,423	1,313,239	7,93,366	5,66,721	3,99,759	7,12,763	6,70,036
" Sind	—	—	413,303	436,554	265,251	96,350	1,37,177	1,46,233	1,94,333	1,46,326
" Madras	—	—	133,646	136,020	231,339	1,12,533	42,773	75,034	1,07,979	1,75,331
" Burma	—	—	173,703	306,512	237,296	2,22,169	1,37,364	99,021	3,25,772	2,02,312
TOTAL	—	—	2,629,105	3,956,580	3,463,289	18,02,423	14,36,522	12,32,063	20,00,362	20,64,581
Electric lamps, other sorts* (III. F)—			No.	No.	No.					
United Kingdom	—	—	22,219	31,651	34,097	2,30,306	1,53,454	46,373	45,012	61,509
Ceylon	—	—	133	237	221	1,904	234	251	635	943
Straits Settlements (including Labuan)	—	—	324	15	165	3	6,770	233	66	359
Hongkong	—	—	2,525	150	..	60	17
Other British Possessions	—	—	..	1	2	333
TOTAL BRITISH EMPIRE	—	—	23,676	31,904	34,485	2,35,215	1,55,608	47,407	46,173	63,333
Germany	—	—	64,355	69,727	97,063	1,14,049	1,41,357	45,315	51,512	69,415
Netherlands	—	—	4,551	15,404	12,168	33,336	39,726	4,130	11,955	6,179
Belgium	—	—	537	700	200	30	370	1,120	1,493	1,012
France	—	—	4,721	564	1,332	4,213	2,713	2,555	2,060	3,029
Italy	—	—	7,462	22	333	143	19	1,363	226	23,459
Austria	—	—	13,233	12,121	6,943	..	9,273	7,020	6,513	4,843
Hungary	—	—	3,013
Czechoslovakia	—	—	1,303	234	343	5,276	340	1,046	615	2,109
China (exclusive of Hongkong and Macao)	—	—	364	2,349	1,231
Japan	—	—	51,353	6,455	40,113	23,543	15,330	11,392	3,396	9,063
United States of America—										
Via Atlantic Coast	—	—	76,724	543,734	251,627	1,14,535	2,07,296	1,51,332	2,43,523	2,00,704
" Pacific "	—	—	..	100	650	..	240	..	920	3,353
Other Foreign Countries	—	—	..	41	269	160	350	..	240	352
TOTAL FOREIGN COUNTRIES	—	—	229,374	640,292	411,973	3,03,697	4,23,552	2,27,523	4,30,372	10,35,364

* Quantity shown from 1924-25.

GENERAL IMPORTS

(214)

No. 13—continued

ARTICLES, AND COUNTRIES OF CONSIGNMENT; ALSO SHARE OF EACH PROVINCE	QUANTITY					VALUE				
	1922-23	1923-24	1924-25	1925-26	1926-27	1922-23	1923-24	1924-25	1925-26	1926-27
Instruments, Apparatus and Appliances, and parts thereof—continued						R	R	R	R	R
<i>Electrical including telegraph and telephone apparatus not being machinery—continued</i>										
<i>Electric lamps and parts thereof—continued.</i>										
<i>Electric lamps, other sorts*—(III. F)—continued</i>			No.	No.	No.					
<i>Share of Bengal</i>	—	—	3,889	16,109	10,141	1,59,348	1,59,427	26,741	14,519	19,585
<i>„ Bombay</i>	—	—	132,370	171,380	111,486	1,39,641	99,691	63,460	77,527	53,425
<i>„ Sind</i>	—	—	6,733	3,561	3,941	3,669	9,753	4,230	6,339	45,635
<i>„ Madras</i>	—	—	11,705	36,499	55,547	46,159	92,906	16,989	25,322	45,358
<i>„ Burma</i>	—	—	36,953	453,654	265,343	1,90,096	2,30,483	1,63,515	3,49,778	9,05,194
TOTAL	—	—	252,550	781,196	446,458	5,38,913	5,92,160	2,74,935	4,78,545	10,99,197
Parts and accessories of electric lamps (III. F) (a)—										
<i>United Kingdom</i>	—	—	—	—	—	—	—	17,188	24,540	20,045
<i>Other British Possessions</i>	—	—	—	—	—	—	—	249	50	624
TOTAL BRITISH EMPIRE	—	—	—	—	—	—	—	17,437	24,590	20,669
<i>Germany</i>	—	—	—	—	—	—	—	1,03,746	1,05,967	1,80,569
<i>Netherlands</i>	—	—	—	—	—	—	—	1,725	2,253	3,607
<i>Belgium</i>	—	—	—	—	—	—	—	482	..	17,360
<i>France</i>	—	—	—	—	—	—	—	6,651
<i>Italy</i>	—	—	—	—	—	—	—	1,479	5,110	1,251
<i>Austria</i>	—	—	—	—	—	—	—	2,866	11,480	7,166
<i>Czechoslovakia</i>	—	—	—	—	—	—	—	1,945	9,613	2,193
<i>Japan</i>	—	—	—	—	—	—	—	10,186	15,544	25,128
<i>United States of America—</i>										
<i> Via Atlantic Coast</i>	—	—	—	—	—	—	—	25,529	1,34,541	4,70,649
<i> „ Pacific „</i>	—	—	—	—	—	—	—	..	10	..
<i>Other Foreign Countries</i>	—	—	—	—	—	—	—	160	171	1,643
TOTAL FOREIGN COUNTRIES	—	—	—	—	—	—	—	1,48,157	2,84,539	7,16,217
<i>Share of Bengal</i>	—	—	—	—	—	—	—	1,334	16,799	6,675
<i>„ Bombay</i>	—	—	—	—	—	—	—	63,913	1,44,449	2,39,863
<i>„ Sind</i>	—	—	—	—	—	—	—	69,810	10,649	2,245
<i>„ Madras</i>	—	—	—	—	—	—	—	9,433	7,615	42,498
<i>„ Burma</i>	—	—	—	—	—	—	—	29,699	1,29,767	4,45,600
TOTAL	—	—	—	—	—	—	—	1,65,594	3,09,179	7,36,886
Batteries (III. F)—										
<i>United Kingdom</i>	—	—	—	—	—	92,018	3,70,359	3,70,974	4,29,808	3,95,934
<i>Other British Possessions</i>	—	—	—	—	—	80	28	135	187	150
TOTAL BRITISH EMPIRE	—	—	—	—	—	92,098	3,70,387	3,71,109	4,29,990	3,96,084
<i>Denmark</i>	—	—	—	—	—	..	4,661	3,494	517	669
<i>Germany</i>	—	—	—	—	—	32,056	44,907	1,50,100	2,40,901	1,85,017
<i>Netherlands</i>	—	—	—	—	—	414	245	2,234
<i>United States of America—</i>										
<i> Via Atlantic Coast</i>	—	—	—	—	—	1,10,427	2,08,471	2,02,951	2,15,862	4,30,409
<i> „ Pacific „</i>	—	—	—	—	—	1,231
<i>Other Foreign Countries</i>	—	—	—	—	—	305	330	1,400	1,397	1,563
TOTAL FOREIGN COUNTRIES	—	—	—	—	—	1,42,738	2,58,419	3,58,349	4,59,422	6,21,123
<i>Share of Bengal</i>	—	—	—	—	—	64,594	2,27,431	3,90,176	4,13,415	3,12,627
<i>„ Bombay</i>	—	—	—	—	—	1,10,539	2,41,788	1,50,870	2,12,979	2,29,209
<i>„ Sind</i>	—	—	—	—	—	12,657	35,423	61,398	79,455	3,507
<i>„ Madras</i>	—	—	—	—	—	9,797	6,653	9,890	56,069	74,248
<i>„ Burma</i>	—	—	—	—	—	37,299	1,12,511	1,17,424	1,26,864	3,56,716
TOTAL	—	—	—	—	—	2,34,836	6,28,806	7,29,458	8,89,412	10,17,207

* Quantity shown from 1924-25.
(a) Separately recorded from 1924-25.

No. 13—continued

ARTICLES, AND COUNTRIES OF CONSIGNMENT; ALSO SHARE OF EACH PROVINCE	QUANTITY					VALUE				
	1922-23	1923-24	1924-25	1925-26	1926-27	1922-23	1923-24	1924-25	1925-26	1926-27
Instruments, Apparatus and Appliances, and parts thereof—continued						R	R	R	R	R
<i>Electrical, including tele- graph and telephone apparatus not being machinery—continued</i>										
Carbons, electric (including furnace electrodes) (III. F)—										
United Kingdom	—	—	—	—	—	40,400	58,870	74,681	41,174	40,898
Germany	—	—	—	—	—	6,569	3,288	5,800	14,747	20,246
Italy	—	—	—	—	—	3,132
United States of America— Via Atlantic Coast	—	—	—	—	—	..	2,157	5,372	6,513	3,120
Other Foreign Countries	—	—	—	—	—	610	122	..
TOTAL FOREIGN COUNTRIES	—	—	—	—	—	6,569	5,445	18,994	21,882	28,366
Share of Bengal	—	—	—	—	—	6,797	11,096	13,664	23,723	25,484
" Bombay	—	—	—	—	—	39,914	27,957	66,442	28,918	29,633
" Sind	—	—	—	—	—	1,480	6,018
" Madras	—	—	—	—	—	403	67	383
" Burma	—	—	—	—	—	3,553	24,763	3,267	3,373	2,516
TOTAL	—	—	—	—	—	46,969	68,615	88,675	62,656	68,758
Accumulators (including parts) (III. F)—										
United Kingdom	—	—	—	—	—	2,32,643	2,14,121	9,86,522	9,02,457	14,35,207
Straits Settlements (including Labuan)	—	—	—	—	—	..	15
TOTAL BRITISH EMPIRE	—	—	—	—	—	2,32,643	2,14,136	9,86,522	9,02,457	14,35,207
Norway	—	—	—	—	—	..	1,700
Germany	—	—	—	—	—	350	11,624	9,168	3,468	3,273
Netherlands	—	—	—	—	—	10,008
Belgium	—	—	—	—	—	28,577	2,19,589	1,17,737
France	—	—	—	—	—	1,125
Switzerland	—	—	—	—	—	1,368	..
Italy	—	—	—	—	—	3,093	..	4,425	121	30
United States of America— Via Atlantic Coast	—	—	—	—	—	89,000	37,099	1,76,842	88,772	1,04,205
TOTAL FOREIGN COUNTRIES	—	—	—	—	—	86,643	51,223	2,10,637	3,13,768	2,35,253
Share of Bengal	—	—	—	—	—	1,12,573	56,333	4,36,519	5,88,743	3,73,805
" Bombay	—	—	—	—	—	2,27,122	2,04,737	7,13,355	6,20,708	7,31,916
" Sind	—	—	—	—	—	577	..	405	185	..
" Madras	—	—	—	—	—	8	1,760	..	6,374	3,092
" Burma	—	—	—	—	—	9,301	2,574	380	210	1,647
TOTAL	—	—	—	—	—	3,00,536	2,65,360	12,06,169	12,16,225	16,70,460
Condensers, electric (III. F)—										
United Kingdom	—	—	—	—	—	..	1,331	28,733	26,096	1,73,732
Germany	—	—	—	—	—	3,390
United States of America— via Atlantic Coast	—	—	—	—	—	321	4,128
Other Foreign Countries	—	—	—	—	—	685	60	814
TOTAL FOREIGN COUNTRIES	—	—	—	—	—	685	381	8,332
Share of Bengal	—	—	—	—	—	24,713	25,078	1,72,173
" Bombay	—	—	—	—	—	..	329	1,961	1,399	4,516
" Sind	—	—	—	—	—	30
" Madras	—	—	—	—	—	..	1,052	2,384	..	6,344
TOTAL	—	—	—	—	—	..	1,381	29,428	26,477	1,82,064

GENERAL IMPORTS

(216)

No. 13—continued

ARTICLES, AND COUNTRIES OF CONSIGNMENT; ALSO SHARE OF EACH PROVINCE	QUANTITY					VALUE				
	1922-23	1923-24	1924-25	1925-26	1926-27	1922-23	1923-24	1924-25	1925-26	1926-27
Instruments, Apparatus and Appliances, and parts thereof—continued						R	R	R	R	R
<i>Electrical, including telegraph and telephone apparatus not being machinery—continued</i>										
Electric bell apparatus (not telegraphic or telephonic) (III. F)—										
United Kingdom	—	—	—	—	—	1,007	2,562	2,159	6,691	1,434
Other British Possessions	—	—	—	—	—	..	20	7
TOTAL BRITISH EMPIRE	—	—	—	—	—	1,007	2,582	2,159	6,691	1,441
Germany	—	—	—	—	—	4,343	1,853	6,343	10,297	3,495
United States of America— Via Atlantic Coast	—	—	—	—	—	748	..	4,305	735	1,472
Other Foreign Countries	—	—	—	—	—	35	..	622	200	1,133
TOTAL FOREIGN COUNTRIES	—	—	—	—	—	5,126	1,853	11,270	11,232	6,100
Share of Bengal	—	—	—	—	—	63
" Bombay	—	—	—	—	—	4,703	317	5,601	12,306	3,509
" Sind	—	—	—	—	—	312	1,036	1,706	1,424	2,903
" Madras	—	—	—	—	—	..	1,464	104	192	950
" Burma	—	—	—	—	—	1,213	1,118	5,313	4,001	116
TOTAL	—	—	—	—	—	6,738	4,435	13,429	17,923	7,541
Electric lighting accessories and fittings (including switches) (III. F)—										
United Kingdom	—	—	—	—	—	8,35,694	6,95,417	8,60,968	9,40,625	10,92,353
Mesopotamia	—	—	—	—	—	..	1,682
Ceylon	—	—	—	—	—	69	1,042	333	855	..
Natal	—	—	—	—	—	1,515
Other British Possessions	—	—	—	—	—	50	107	12	30	467
TOTAL BRITISH EMPIRE	—	—	—	—	—	8,35,818	6,98,248	8,61,313	9,41,560	10,94,335
Sweden	—	—	—	—	—	59,617	167	890	4,251	73
Denmark	—	—	—	—	—	..	7,518	3,655	512	..
Germany	—	—	—	—	—	1,46,325	1,44,324	1,57,420	1,97,108	2,72,730
Netherlands	—	—	—	—	—	5,536	3,566	4,231	5,375	7,367
Belgium	—	—	—	—	—	200	..	623	2,564	1,768
France	—	—	—	—	—	..	65	..	2,532	6,084
Italy	—	—	—	—	—	6,966	2,108	11,552	1,373	1,121
Austria	—	—	—	—	—	..	2,250	1,745	827	1,771
Czechoslovakia	—	—	—	—	—	..	458	5,950	1,163	1,522
Japan	—	—	—	—	—	9,652	11,835	12,002	23,175	26,546
United States of America— Via Atlantic Coast	—	—	—	—	—	44,473	36,754	3,31,304	4,27,363	93,090
" Pacific "	—	—	—	—	—	3,025	..	1,023
Other Foreign Countries	—	—	—	—	—	302	705
TOTAL FOREIGN COUNTRIES	—	—	—	—	—	2,76,747	2,03,800	5,30,950	6,71,693	4,12,072
Share of Bengal	—	—	—	—	—	2,96,311	2,53,221	5,39,219	7,39,529	6,63,993
" Bombay	—	—	—	—	—	1,48,971	2,41,014	1,68,907	1,39,253	2,93,719
" Sind	—	—	—	—	—	1,73,664	78,506	61,025	1,44,933	2,93,947
" Madras	—	—	—	—	—	3,99,308	37,091	1,06,442	33,644	1,51,143
" Burma	—	—	—	—	—	1,96,513	1,41,356	4,66,670	5,00,395	92,625
TOTAL	—	—	—	—	—	11,12,560	9,02,048	13,92,263	13,13,253	15,06,407

No. 13—continued

ARTICLES, AND COUNTRIES OF CONSIGNMENT; ALSO SHARE OF EACH PROVINCE	QUANTITY					VALUE				
	1922-23	1923-24	1924-25	1925-26	1926-27	1922-23	1923-24	1924-25	1925-26	1926-27
						R	R	R	R	R
Instruments, Apparatus, and Appliances, and parts thereof—continued										
<i>Electrical, including tele- graph and telephons apparatus not being machinery—continued</i>										
Electrical instruments (other than telegraphic and tele- phonic)—										
Meters (III. F)—										
United Kingdom	—	—	—	—	—	5,02,848	3,74,950	4,36,510	4,61,912	4,58,044
Other British Possessions	—	—	—	—	—	..	865	20
TOTAL BRITISH EMPIRE	—	—	—	—	—	5,02,848	3,75,815	4,36,510	4,61,912	4,58,064
Sweden	—	—	—	—	—	4,910	5,802	..
Germany	—	—	—	—	—	62,307	82,002	1,61,242	93,039	47,829
Netherlands	—	—	—	—	—	1,741	119	1,439	1,212	322
Belgium	—	—	—	—	—	1,615	78
Switzerland	—	—	—	—	—	20,915	37,162	8,146	48,914	3,099
France	—	—	—	—	—	190	1,180	60
Italy	—	—	—	—	—	2,655	4,305	2,250	1,351	1,640
United States of America— Via Atlantic Coast	—	—	—	—	—	28,400	24,333	34,378	15,254	33,464
Other Foreign Countries	—	—	—	—	—	..	30	372	15	..
TOTAL FOREIGN COUNTRIES	—	—	—	—	—	1,26,928	1,47,951	2,08,517	1,68,802	91,802
<i>Share of Bengal</i>	—	—	—	—	—	1,41,516	1,59,058	2,47,232	2,15,739	1,65,022
„ Bombay	—	—	—	—	—	3,16,734	1,69,046	1,89,094	2,39,638	1,60,417
„ Sind	—	—	—	—	—	71,423	67,845	69,317	73,396	61,078
„ Madras	—	—	—	—	—	38,431	41,419	48,194	36,833	38,804
„ Burma	—	—	—	—	—	61,829	36,398	91,190	59,201	30,534
TOTAL	—	—	—	—	—	6,29,776	5,22,766	6,45,027	6,30,304	5,80,866
Others (III. F)—										
United Kingdom	—	—	—	—	—	59,964	1,21,763	62,935	1,55,316	2,07,563
Other British Possessions	—	—	—	—	—	2	50
TOTAL BRITISH EMPIRE	—	—	—	—	—	59,964	1,21,763	62,935	1,55,318	2,07,613
Sweden	—	—	—	—	—	365	2,384	..
Germany	—	—	—	—	—	3,346	501	6,430	14,680	47,724
Netherlands	—	—	—	—	—	530	..	18,000	234	..
Italy	—	—	—	—	—	..	1,463	261
Japan	—	—	—	—	—	80	2,760	..
United States of America— Via Atlantic Coast	—	—	—	—	—	35,323	12,339	34,558	2,26,448	22,215
Other Foreign Countries	—	—	—	—	—	1,648	20	960	813	814
TOTAL FOREIGN COUNTRIES	—	—	—	—	—	41,127	14,823	60,322	2,47,523	72,014
<i>Share of Bengal</i>	—	—	—	—	—	..	78,658	26,416	1,24,607	2,22,996
„ Bombay	—	—	—	—	—	22,823	15,190	40,316	9,510	30,136
„ Sind	—	—	—	—	—	36	3,958	26,211
„ Madras	—	—	—	—	—	991	322	333	554	334
„ Burma	—	—	—	—	—	67,217	46,916	56,556	2,59,097	..
TOTAL	—	—	—	—	—	1,01,091	1,36,586	1,24,257	4,02,846	2,70,627
Electro-Medical apparatus (in- cluding X-ray apparatus) (III. F)—										
United Kingdom	—	—	—	—	—	20,550	71,590	46,086	1,12,237	45,368
Other British Possessions	—	—	—	—	—	..	5	855	286	..
TOTAL BRITISH EMPIRE	—	—	—	—	—	20,550	71,595	46,941	1,12,523	45,368
Denmark	—	—	—	—	—	14,334
Germany	—	—	—	—	—	2,003	20,922	3,138	14,463	10,990
Netherlands	—	—	—	—	—	7,975	1,230	12,125
France	—	—	—	—	—	220	31,991	47,369
Austria	—	—	—	—	—	2,360
Italy	—	—	—	—	—	555	5,635	..
United States of America— Via Atlantic Coast	—	—	—	—	—	9,652	12,714	27,408	1,17,037	57,310
„ Pacific	—	—	—	—	—	520	3,010
Other Foreign Countries	—	—	—	—	—	1,321	..
TOTAL FOREIGN COUNTRIES	—	—	—	—	—	14,535	33,636	59,230	1,71,777	1,30,30

GENERAL IMPORTS

(218)

No. 13—continued

ARTICLES, AND COUNTRIES OF CONSIGNMENT; ALSO SHARE OF EACH PROVINCE	QUANTITY					VALUE				
	1922-23	1923-24	1924-25	1925-26	1926-27	1922-23	1923-24	1924-25	1925-26	1926-27
						R	R	R	R	R
Instruments, Apparatus, and Appliances, and parts thereof—continued										
<i>Electrical, including telegraph and telephone apparatus not being machinery—continued</i>										
<i>Electro medical apparatus (including X-ray apparatus) (III F)—continued</i>										
Share of Bengal	—	—	—	—	—	336	22,054	5,840	44,209	55,109
.. Bombay	—	—	—	—	—	31,442	53,702	62,481	1,23,001	1,02,448
.. Sind	—	—	—	—	—	2,513	19,593	2,917	19,141	4,036
.. Madras	—	—	—	—	—	90	9,315	22,511	24,159	11,725
.. Burma	—	—	—	—	—	705	67	12,032	3,340	2,254
TOTAL	—	—	—	—	—	35,085	1,05,231	1,06,171	2,84,350	1,76,172
<i>Switch boards (other than telegraph and telephone) (III F)—</i>										
United Kingdom	—	—	—	—	—	5,63,984	4,88,090	3,89,404	3,05,120	3,05,496
Mesopotamia	—	—	—	—	—	1,840	—	—	—	—
Ceylon	—	—	—	—	—	124	—	1,005	—	—
TOTAL BRITISH EMPIRE	—	—	—	—	—	5,65,948	4,88,090	3,91,009	3,05,120	3,05,496
Sweden	—	—	—	—	—	1,175	16,975	—	—	—
Germany	—	—	—	—	—	21,243	630	5,018	7,737	1,807
Netherlands	—	—	—	—	—	—	—	70	1,685	—
Belgium	—	—	—	—	—	—	—	—	—	1,008
France	—	—	—	—	—	74	—	617	1,043	—
Switzerland	—	—	—	—	—	1,803	—	—	—	—
Italy	—	—	—	—	—	860	5,945	1,215	1,327	—
United States of America—										
<i>Via Atlantic Coast</i>	—	—	—	—	—	77,316	2,05,051	9,892	3,983	10,513
<i>" Pacific "</i>	—	—	—	—	—	—	—	—	—	372
TOTAL FOREIGN COUNTRIES	—	—	—	—	—	1,02,471	2,30,581	16,812	15,775	13,790
Share of Bengal	—	—	—	—	—	3,94,172	5,90,310	3,91,937	2,95,693	3,21,626
.. Bombay	—	—	—	—	—	2,37,312	2,11,596	15,856	17,616	16,396
.. Sind	—	—	—	—	—	5,425	3,297	—	—	1,028
.. Madras	—	—	—	—	—	31,346	1,840	28	7,275	238
.. Burma	—	—	—	—	—	10,164	1,728	—	311	—
TOTAL	—	—	—	—	—	6,68,419	7,18,671	4,07,821	3,20,835	4,09,286
<i>Electrical goods and apparatus not enumerated (III F)—</i>										
United Kingdom	—	—	—	—	—	82,95,839	29,83,740	21,54,039	18,09,806	22,73,453
Mesopotamia	—	—	—	—	—	1,400	141	920	—	370
Behren Islands	—	—	—	—	—	3,636	—	—	—	—
Ceylon	—	—	—	—	—	462	6,056	1,415	448	477
Straits Settlements (including Labuan)	—	—	—	—	—	9,350	5,363	410	2,470	105
Western Australia	—	—	—	—	—	—	—	—	—	15
New South Wales	—	—	—	—	—	—	—	—	7,540	—
Queensland	—	—	—	—	—	—	—	—	—	1,522
Australian Commonwealth (Total)	—	—	—	—	—	—	—	—	7,540	1,522
Other British Possessions	—	—	—	—	—	963	760	301	1,274	505
TOTAL BRITISH EMPIRE	—	—	—	—	—	83,11,650	29,46,560	21,57,035	18,21,538	22,76,452

No. 13—continued

ARTICLES, AND COUNTRIES OF CONSIGNMENT; ALSO SHARE OF EACH PROVINCE	QUANTITY					VALUE				
	1922-23	1923-24	1924-25	1925-26	1926-27	1922-23	1923-24	1924-25	1925-26	1926-27
Instruments, Apparatus, and Appliances, and parts thereof—continued						R	R	R	R	R
<i>Electrical, including tele- graph and telephone apparatus not being machinery—continued</i>										
<i>Electrical goods and apparatus not enumerated (III. F)— continued</i>										
Sweden	—	—	—	—	—	6,600	26,190	1,760	12,434	3,222
Norway	—	—	—	—	—	84	657	..	199	1,270
Denmark	—	—	—	—	—	9,526	15,876	21,142	6,630	3,568
Germany	—	—	—	—	—	7,50,647	4,74,855	5,99,043	4,88,803	5,51,308
Netherlands	—	—	—	—	—	5,583	11,310	11,020	26,050	31,431
Belgium	—	—	—	—	—	14,488	9,795	6,644	17,677	6,310
France	—	—	—	—	—	15,321	8,434	11,617	9,159	22,829
Switzerland	—	—	—	—	—	3,192	225	3,345	15,337	8,050
Italy	—	—	—	—	—	73,759	29,221	9,576	18,883	10,476
Austria	—	—	—	—	—	14,188	5,966	9,773	4,456	9,576
Hungary	—	—	—	—	—	3,538	..
Czechoslovakia	—	—	—	—	—	21,486	76	632	3,102	4,068
China (exclusive of Hong- kong and Macao).	—	—	—	—	—	..	3,990	55	100	19
Japan	—	—	—	—	—	2,20,497	1,07,695	1,00,934	1,63,273	1,08,642
United States of America— Via Atlantic Coast	—	—	—	—	—	3,07,561	3,97,378	2,82,663	3,76,133	5,88,907
" Pacific "	—	—	—	—	—	1,140	645	3,505	200	..
Other Foreign Countries	—	—	—	—	—	..	170	61	88	..
TOTAL FOREIGN COUNTRIES	—	—	—	—	—	14,44,022	10,91,317	10,61,975	11,44,733	13,48,786
<i>Share of Bengal</i>	—	—	—	—	—	<i>20,18,795</i>	<i>21,54,311</i>	<i>17,01,777</i>	<i>13,46,552</i>	<i>17,12,751</i>
" Bombay	—	—	—	—	—	<i>22,30,253</i>	<i>14,86,839</i>	<i>3,90,223</i>	<i>9,14,451</i>	<i>9,79,132</i>
" Sind	—	—	—	—	—	<i>1,77,317</i>	<i>63,012</i>	<i>1,48,916</i>	<i>2,44,054</i>	<i>3,02,142</i>
" Madras	—	—	—	—	—	<i>2,06,739</i>	<i>2,19,153</i>	<i>1,77,794</i>	<i>3,00,154</i>	<i>1,84,811</i>
" Burma	—	—	—	—	—	<i>1,22,563</i>	<i>1,14,512</i>	<i>2,05,360</i>	<i>1,61,080</i>	<i>4,62,368</i>
TOTAL	—	—	—	—	—	47,55,672	40,37,877	32,19,060	29,66,271	36,25,238
<i>Total value of Instruments, Electrical, including tele- graph and telephone apparatus, not being machinery—</i>										
United Kingdom	—	—	—	—	—	1,51,99,789	1,72,21,516	1,40,87,618	1,51,79,295	1,70,18,575
Aden and dependencies	—	—	—	—	—	156	248	60	605	1,651
Bahrain Islands	—	—	—	—	—	5,454	6,100	..	70	..
Mesopotamia	—	—	—	—	—	9,839	4,141	6,745	530	450
Ceylon	—	—	—	—	—	6,067	3,047	4,531	5,558	3,211
Straits Settlements (includ- ing Labuan)	—	—	—	—	—	14,073	18,089	4,339	7,490	3,969
Hongkong	—	—	—	—	—	3,610	7,689	4,611	307	..
Egypt †	—	—	—	—	—	60	2,045
Natal	—	—	—	—	—	..	55	15
Western Australia	—	—	—	—	—	17
Victoria	—	—	—	—	—	..	185	..	3,238	124
New South Wales	—	—	—	—	—	1,522
Queensland	—	—	—	—	—
Australian Commonwealth (Total)	—	—	—	—	—	..	136	..	3,238	7,673
Other British Possessions	—	—	—	—	—	510	550	215	584	461
TOTAL BRITISH EMPIRE	—	—	—	—	—	1,62,39,498	1,72,66,520	1,41,08,319	1,62,63,449	1,70,31,970

† Shows a Foreign Country from 1923-24.

ARTICLES, AND COUNTRIES OF CONSIGNMENT; ALSO SHARE OF EACH PROVINCE	QUANTITY					VALUE				
	1922-23	1923-24	1924-25	1925-26	1926-27	1922-23	1923-24	1924-25	1925-26	1926-27
Instruments, Apparatus, and Appliances, and parts thereof—continued										
<i>Electrical, including telegraph and telephone apparatus not being machinery—concluded</i>										
<i>Total value of Instruments, Electrical, including telegraph and telephone apparatus, not being machinery—continued</i>										
Sweden	—	—	—	—	—	81,528	1,26,368	10,789	54,255	55,003
Norway	—	—	—	—	—	48	2,507	19	199	1,340
Denmark	—	—	—	—	—	14,384	28,074	48,466	22,092	5,912
Germany	—	—	—	—	—	20,75,787	15,79,066	22,61,088	22,30,707	21,95,864
Netherlands	—	—	—	—	—	6,68,423	7,56,127	7,13,381	8,16,218	10,29,470
Belgium	—	—	—	—	—	81,111	48,400	85,975	2,97,838	2,27,132
France	—	—	—	—	—	28,029	20,854	89,655	1,04,914	1,28,319
Switzerland	—	—	—	—	—	61,993	69,802	12,184	65,069	16,313
Italy	—	—	—	—	—	10,60,654	5,60,876	5,23,820	6,93,599	6,24,253
Austria	—	—	—	—	—	45,351	78,828	1,04,044	2,09,386	2,00,869
Hungary	—	—	—	—	—	2,526	8,018	305	14,981	50,701
Czechoslovakia	—	—	—	—	—	26,762	1,564	10,562	16,470	15,765
China (exclusive of Hongkong and Macao)	—	—	—	—	—	16,937	7,000	6,308	1,89,935	1,295
Japan	—	—	—	—	—	8,14,343	1,99,924	1,82,716	3,12,626	2,18,096
Egypt	—	—	—	—	—	—	2,410	681	268	60
Portugese East Africa	—	—	—	—	—	—	—	180	1,569	—
United States of America—										
Via Atlantic Coast	—	—	—	—	—	18,76,539	18,32,396	15,93,092	22,70,353	33,29,023
" Pacific "	—	—	—	—	—	4,685	7,311	4,704	1,130	9,708
Other Foreign Countries	—	—	—	—	—	799	585	61	185	930
TOTAL FOREIGN COUNTRIES	—	—	—	—	—	63,46,099	53,25,610	56,07,980	73,06,599	81,66,309
<i>Share of Bengal</i>	—	—	—	—	—	89,30,507	95,30,393	98,03,295	1,00,13,291	1,15,68,366
" Bombay	—	—	—	—	—	32,46,885	39,59,245	60,25,262	71,03,844	78,69,754
" Sind	—	—	—	—	—	10,40,832	9,83,038	9,88,407	13,65,644	14,23,788
" Madras	—	—	—	—	—	16,66,375	8,80,643	9,77,976	17,36,961	12,36,312
" Burma	—	—	—	—	—	16,61,378	12,22,641	19,16,669	22,91,615	30,60,559
TOTAL	—	—	—	—	—	2,15,85,597	2,25,92,130	1,97,16,299	2,25,10,346	2,51,93,279
Musical—										
<i>Organs and Harmoniums, complete (III. D)—</i>										
United Kingdom	No. 31	No. 172	No. 87	No. 29	No. 22	21,326	13,682	9,088	20,111	5,669
Ceylon	13	25	18	20	18	736	889	1,193	911	1,968
Straits Settlements (including Labuan)	29	22	85	21	46	1,480	515	1,022	520	531
Other British Possessions	5	51	9	8	14	480	80	495	1,182	1,694
TOTAL BRITISH EMPIRE	78	270	149	78	100	24,522	15,166	11,753	22,724	9,913
Germany	41	4,737	170	8	15	7,718	4,982	4,478	1,715	2,369
Netherlands	7	..	1	3,357	..	125	..
France	17	49	55	75	59	2,405	8,373	11,261	9,513	9,153
Italy	3	2	3	3	..	910	4,124	416	4,880
China (exclusive of Hongkong and Macao)	23	18	1	..	5	1,410	1,136	82	..	540
Japan	24	101	50	19	10	2,672	3,106	2,690	1,391	752
United States of America—										
Via Atlantic Coast	49	50	33	23	25	14,319	11,317	3,307	6,308	5,732
Other Foreign Countries	2	3	6	7	2	201	103	300	1,680	211
TOTAL FOREIGN COUNTRIES	156	4,958	317	141	119	29,225	38,289	31,762	21,238	23,637
<i>Share of Bengal</i>	33	303	35	23	27	9,495	10,540	6,234	4,309	7,451
" Bombay	72	137	101	105	101	29,492	17,759	22,421	29,333	19,922
" Sind	11	9	22	13	..	3,013	1,160	4,912	1,394	..
" Madras	52	69	242	63	52	5,230	14,166	6,935	5,927	5,057
" Burma	51	4,311	66	12	39	6,922	9,360	3,012	2,991	2,013
TOTAL	234	5,223	466	219	219	53,747	53,455	43,515	43,962	33,549

† Shown as a Foreign Country from 1923-24.

No. 13—continued

ARTICLES, AND COUNTRIES OF CONSIGNMENT; ALSO SHARE OF EACH PROVINCE	QUANTITY					VALUE				
	1922-23	1923-24	1924-25	1925-26	1926-27	1922-23	1923-24	1924-25	1925-26	1926-27
	No.	No.	No.	No.	No.	R	R	R	R	R
Instruments, Apparatus, and Appliances, and parts thereof—continued										
Musical—continued										
Pianos and Piano players, complete (III. D)—										
United Kingdom	90	93	93	65	84	86,777	96,849	89,791	57,819	56,031
Ceylon	1	3	2	..	5	715	675	850	..	2,248
Straits Settlements (including Labuan)	11	4	3	2	4	4,490	1,641	705	3,500	1,766
Hongkong	1	2	1,500	781
Egypt†	2	1,331
Natal	1	1,563
Western Australia	1	975
South-Australia (including Northern Territory)	1	1,002
Victoria	3
New South Wales	1	..	1	802	..	2,150	..
Australian Commonwealth (Total)	1	..	4	802	..	700	..
Other British Possessions	2	..	5	1	..	575	..	1,095	539
TOTAL BRITISH EMPIRE	195	104	96	76	98	94,868	1,02,095	91,946	66,164	68,027
Germany	185	192	99	105	128	1,79,042	1,88,817	80,816	95,728	1,28,542
Belgium	1	1	4	3	..	2,285	250	1,609	3,710
France	2	1	2	3	7	1,756	675	1,480	3,273	6,680
Italy	4	3	1	3	1	2,160	2,333	3,000	642	1,000
Austria	2	3	1	4	3	1,845	3,124	756	4,316	2,815
Mascat Territory and Trucial Oman	1	1	..	1,200	680
Persia	1	1	..	500	1,000
Java	1	..	2	650	..	1,200
China (exclusive of Hongkong and Macao)	9	6	2	3	4	6,468	4,182	1,080	1,943	2,632
Japan	2	2	1	2,171	375	456
Egypt†	1	1	..	1	..	1,200	45	..	723
United States of America—Vid Atlantic Coast	20	22	33	27	40	22,352	18,674	29,073	17,349	24,332
Other Foreign Countries	1	1	400	954
TOTAL FOREIGN COUNTRIES	225	232	148	151	188	2,16,443	1,73,190	1,18,654	1,25,495	1,74,620
Share of Bengal	94	95	86	54	102	32,388	33,079	74,070	45,047	79,600
" Bombay	88	103	89	73	115	39,060	39,797	79,579	64,765	99,317
" Sind	41	24	19	35	36	31,604	32,766	15,769	26,974	32,913
" Madras	16	21	13	18	21	14,273	19,162	12,777	14,340	19,709
" Burma	31	33	39	47	12	37,096	40,431	37,712	40,533	8,363
TOTAL	320	336	246	227	286	3,11,306	2,75,285	2,09,900	1,91,509	2,37,647
Talking machines and accessories—										
Talking machines (III. D)—										
United Kingdom	1,716	1,921	2,202	5,241	8,101	1,23,512	1,26,976	1,23,157	2,21,933	2,47,668
Ceylon	23	18	11	22	19	1,072	716	871	1,330	1,409
Straits Settlements (including Labuan)	33	19	27	23	61	1,355	865	905	1,725	2,912
Canada—Vid Atlantic Coast	12	27	1,990	4,463
Other British Possessions	10	5	8	11	7	1,485	735	812	785	823
TOTAL BRITISH EMPIRE	1,782	1,963	2,248	5,314	8,215	1,27,424	1,29,292	1,25,745	2,27,872	2,57,266
Germany	3,427	4,164	2,439	2,731	1,757	1,06,816	1,30,296	62,363	59,936	42,075
Netherlands	149	55	3	2	38	5,193	2,133	280	210	614
Belgium	108	3	53	2,673	324	1,207
France	8	3	4	11	423	1,667	290	1,523	1,009	5,280
Switzerland	677	256	35	1	140	31,361	16,694	2,757	90	2,135
Italy	162	57	171	..	6	11,643	2,650	6,794	..	2,500
Austria	15	2	1	..	2	1,030	150	130	..	173
United States of America—Vid Atlantic Coast	290	151	140	199	243	24,337	23,997	21,344	22,132	19,049
" Pacific	2	4	1	..	2	340	195	110	..	203
Other Foreign Countries	3	17	12	9	14	527	1,273	903	555	965
TOTAL FOREIGN COUNTRIES	4,783	4,709	3,014	2,956	2,678	1,84,139	1,77,722	99,832	83,403	74,193

† Shown as a Foreign Country from 1923-24.

No. 13—continued

ARTICLES, AND COUNTRIES OF CONSIGNMENT; ALSO SHARE OF EACH PROVINCE	QUANTITY					VALUE				
	1922-23	1923-24	1924-25	1925-26	1926-27	1922-23	1923-24	1924-25	1925-26	1926-27
Instruments, Apparatus, and Appliances, and parts thereof—continued										
Miscellaneous—continued										
Talking machines and accessories—continued										
Talking machines (III. D)—continued	No.	No.	No.	No.	No.					
Share of Bengal	1,447	1,743	813	1,995	4,581	70,723	92,595	65,016	86,938	1,12,871
„ Bombay	3,609	3,064	2,927	3,133	3,890	1,72,646	1,26,607	94,051	1,07,872	93,581
„ Sind	673	1,223	1,026	2,023	1,809	29,136	47,697	39,942	67,983	55,421
„ Madras	257	197	216	244	469	14,332	12,001	9,853	12,324	16,321
„ Burma	524	435	230	325	1,334	24,771	28,116	16,765	34,658	62,761
TOTAL	6,515	6,672	5,202	8,270	10,893	3,11,568	3,07,015	2,25,627	3,11,275	3,31,464
Records (III. D)—	No.	No.	No.	No.	No.					
United Kingdom	18,938	10,238	27,082	24,391	35,535	55,139	21,919	61,797	58,615	36,47
Ceylon	1,982	781	392	1,910	1,777	4,528	859	424	2,426	1,96
Straits Settlements (including Labuan)	1,441	3,648	2,715	2,393	5,215	2,394	5,998	5,854	3,245	6,62
Federated Malay States	114	..	250	291	1,688	145	..	560	594	2,03
Other British Possessions	217	92	85	332	300	806	96	137	1,026	80
TOTAL BRITISH EMPIRE	22,642	14,759	30,524	29,367	44,515	63,012	28,872	68,272	61,506	47,81
Germany	8,159	5,589	16,844	9,895	12,224	8,946	6,665	16,577	9,466	11,16
France	422	646	51	408	63	1,105	1,289	219	815	12
United States of America—										
Via Atlantic Coast	4,095	4,848	6,316	5,230	7,966	14,075	10,872	13,926	9,541	13,61
Pacific	2	16	322	..	22	6	30	689	..	1
Other Foreign Countries	1,027	1,064	466	398	907	1,672	1,783	1,075	2,137	1,31
TOTAL FOREIGN COUNTRIES	13,705	12,163	23,999	15,981	20,832	25,804	20,639	32,486	21,959	26,3
Share of Bengal	15,007	12,261	25,017	25,121	33,501	49,330	24,328	53,368	46,404	38,01
„ Bombay	17,279	7,747	19,643	11,634	16,668	23,764	12,933	25,173	19,183	17,3
„ Sind	211	1,335	1,564	1,356	1,329	698	2,163	3,132	2,315	2,3
„ Madras	1,331	1,444	1,967	1,542	1,392	3,773	2,701	3,306	3,872	2,4
„ Burma	2,519	2,535	6,327	5,196	11,507	6,346	6,333	10,224	9,390	14,4
TOTAL	36,347	26,922	54,523	45,348	65,397	88,816	49,511	1,00,758	83,465	74,1
Accessories (III. D)—										
United Kingdom	—	—	—	—	—	72,675	1,01,121	2,73,964	2,91,672	5,58,9
New South Wales	—	—	—	—	—	35,31
<i>Australian Commonwealth (Total)</i>	—	—	—	—	—	35,31
Other British Possessions	—	—	—	—	—	62	564	68	84	4
TOTAL BRITISH EMPIRE	—	—	—	—	—	72,737	1,01,685	2,74,032	2,91,756	5,94,8
Germany	—	—	—	—	—	40,476	53,745	62,320	1,17,561	1,44,01
Netherlands	—	—	—	—	—	11,428	54	..
Belgium	—	—	—	—	—	..	445	205	10,671	4,91
France	—	—	—	—	—	2,236	2,399	3,970	1,498	2,01
Switzerland	—	—	—	—	—	9,370	31,492	51,479	1,24,597	85,31
Italy	—	—	—	—	—	4,500	9,392	17,542	1,979	5,61
United States of America—										
Via Atlantic Coast	—	—	—	—	—	190	872	3,021	4,755	1,71
Other Foreign Countries	—	—	—	—	—	412	391	10	291	1
TOTAL FOREIGN COUNTRIES	—	—	—	—	—	63,671	1,04,286	1,38,547	2,61,406	2,43,8
Share of Bengal	—	—	—	—	—	69,708	65,980	2,53,551	3,06,367	6,65,31
„ Bombay	—	—	—	—	—	67,636	1,20,264	1,23,726	2,13,870	1,40,31
„ Sind	—	—	—	—	—	13,068	14,938	19,150	23,951	25,31
„ Madras	—	—	—	—	—	277	660	1,075	1,099	41
„ Burma	—	—	—	—	—	929	4,061	10,077	7,376	6,61
TOTAL	—	—	—	—	—	1,41,408	2,05,921	4,12,579	5,53,162	8,38,61

No. 13—continued

ARTICLES, AND COUNTRIES OF CONSIGNMENT; ALSO SHARE OF EACH PROVINCE	QUANTITY					VALUE				
	1922-23	1923-24	1924-25	1925-26	1926-27	1922-23	1923-24	1924-25	1925-26	1926-27
Instruments, Apparatus, and Appliances, and parts thereof—continued										
Musical—continued										
Talking machines and acces- sories—concluded										
Total value of talking machine and accessories—										
United Kingdom						2,51,326	2,50,016	4,58,918	5,07,370	8,43,122
Ceylon						5,600	1,597	1,325	3,370	3,404
Straits Settlements (including Labuan)						2,749	7,405	6,359	5,590	9,846
Federated Malay States						245	..	620	669	2,079
Canada— Via Atlantic Coast						1,909	4,493
New South Wales						105	199	702	614	35,572
Australian Commonwealth (Total)						105	199	702	614	35,572
Other British Possessions						2,148	692	225	1,122	1,500
TOTAL BRITISH EMPIRE						2,63,173	2,59,849	4,68,049	5,81,184	8,90,910
Sweden						..	1,118	..	100	..
Germany						1,56,238	1,95,706	1,41,260	1,36,112	1,97,336
Netherlands						16,898	2,183	323	370	624
Belgium						..	445	2,338	11,169	9,251
France						5,058	3,069	5,712	3,323	7,446
Switzerland						41,231	48,186	55,236	1,24,697	67,492
Italy						17,278	12,542	24,502	2,245	8,344
Austria						1,209	225	130	30	175
China (exclusive of Hong- kong and Macao)						607	667	866	1,148	811
Japan						593	645	404	1,016	459
United States of America— Via Atlantic Coast						38,631	35,741	38,291	36,423	34,390
" Pacific "						846	225	799	..	280
Other Foreign Countries						25	927	520	225	769
TOTAL FOREIGN COUNTRIES						2,78,614	3,02,598	2,70,915	3,06,768	3,44,327
Share of Bengal						1,79,765	1,33,401	3,31,935	4,41,709	3,16,763
" Bombay						2,68,936	2,69,364	2,42,355	3,40,923	2,60,760
" Sind						42,902	64,316	63,374	94,760	53,986
" Madras						23,237	15,362	24,734	15,695	19,764
" Burma						31,946	39,014	37,068	21,923	73,897
TOTAL						5,41,787	5,62,447	7,38,964	9,47,952	12,44,237
Other sorts, including parts of musical instruments (III D)—										
United Kingdom						3,19,011	3,34,118	2,63,598	3,73,831	3,37,921
Ceylon						687	1,194	1,436	5,572	719
Straits Settlements (including Labuan)						2,772	2,353	2,607	2,639	3,162
Hongkong						10,179	4,180	3,795	2,212	4,300
Egypt †						8
South Australia (including Northern Territory)						50
Victoria						..	1,500	300	..	108
New South Wales						309	..	346
Australian Commonwealth (Total)						..	1,500	609	..	1,006
Other British Possessions						34†	547	540	259	699
TOTAL BRITISH EMPIRE						3,33,005	3,63,842	2,72,590	3,84,543	3,58,307
Germany						3,38,570	3,06,169	4,43,524	5,23,741	6,16,313
Netherlands						6,113	264	3,966	318	54
Belgium						246	3,516	..	659	5,186
France						71,204	64,154	76,495	73,341	71,127
Switzerland						4,747	7,323	14,303	11,002	21,193
Italy						7,019	4,770	14,336	3,396	1,299
Austria						1,639	5,675	3,198	1,514	489
Czechoslovakia						544	437	5,580	..	3
China (exclusive of Hong- kong and Macao)						2,655	4,716	1,715	4,694	1,619
Japan						30,233	16,491	22,993	21,931	19,994
Egypt †						..	154	445	10	2,302
United States of America— Via Atlantic Coast						40,935	59,933	44,137	49,718	54,016
" Pacific "						2,145	160	305
Other Foreign Countries						147	349	322	364	133
TOTAL FOREIGN COUNTRIES						5,06,416	4,75,166	6,71,509	6,91,144	7,94,343

† Shown as a Foreign Country from 1923-24.

No. 13—continued

ARTICLES, AND COUNTRIES OF CONSIGNMENT; ALSO SHARE OF EACH PROVINCE	QUANTITY					VALUE				
	1922-23	1923-24	1924-25	1925-26	1926-27	1922-23	1923-24	1924-25	1925-26	1926-27
Instruments, Apparatus, and Appliances, and parts thereof—continued						R	R	R	R	R
Musical—continued										
Other sorts, including parts of musical instruments (III. D)—continued										
Share of Bengal	—	—	—	—	—	2,39,998	3,63,202	3,34,277	3,72,621	4,99,63
" Bombay	—	—	—	—	—	2,69,456	2,52,263	2,61,702	3,32,682	2,54,36
" Sind	—	—	—	—	—	1,48,327	1,25,081	1,53,360	1,50,090	1,75,44
" Madras	—	—	—	—	—	47,211	25,891	18,231	30,726	30,32
" Burma	—	—	—	—	—	1,45,919	72,391	77,519	1,39,558	1,38,38
TOTAL	—	—	—	—	—	8,39,421	8,39,008	9,04,089	10,75,627	11,47,651
Total value of Musical instruments—										
United Kingdom	—	—	—	—	—	6,78,940	7,14,665	8,21,400	10,19,031	12,42,74
Aden and Dependencies	—	—	—	—	—	..	1,149	25	155	3
Mesopotamia	—	—	—	—	—	579	55	100	1,115	1,28
Ceylon	—	—	—	—	—	7,738	4,355	4,809	10,353	8,33
Straits Settlements (including Labuan)	—	—	—	—	—	12,491	11,914	10,593	12,249	20,851
Federated Malay States	—	—	—	—	—	275	..	620	368	2,071
Hongkong	—	—	—	—	—	12,873	4,180	4,090	2,629	5,971
Egypt †	—	—	—	—	—	1,839	—	—	—	—
Natal	—	—	—	—	—	632	1,739	..	180	70
Canada— Vid Atlantic Coast	—	—	—	—	—	400	2,846	6,071
" Pacific "	—	—	—	—	—	30	322
Western Australia	—	—	—	—	—	671
South Australia (including Northern Territory)	—	—	—	—	—	1,051
Victoria	—	—	—	—	—	..	1,500	800	2,150	351
New South Wales	—	—	—	—	—	113	1,001	1,011	1,314	36,421
Australian Commonwealth (Total)	—	—	—	—	—	113	2,501	1,311	3,464	38,501
Other British Possessions	—	—	—	—	—	503	72	380	1,874	721
TOTAL BRITISH EMPIRE	—	—	—	—	—	7,15,563	7,60,952	8,48,728	10,54,565	13,26,159
Sweden	—	—	—	—	—	139	1,578	52	784	40
Germany	—	—	—	—	—	6,81,568	6,45,474	6,70,078	8,07,296	9,45,081
Netherlands	—	—	—	—	—	23,011	5,804	5,242	719	708
Belgium	—	—	—	—	—	346	6,246	3,833	14,145	15,358
France	—	—	—	—	—	80,432	77,170	94,918	89,449	96,400
Switzerland	—	—	—	—	—	45,978	56,014	70,192	1,36,077	1,08,635
Italy	—	—	—	—	—	26,436	20,555	46,012	6,699	15,523
Austria	—	—	—	—	—	4,727	9,024	4,141	5,860	3,479
Czechoslovakia	—	—	—	—	—	544	487	5,580	..	8
Mascat Territory and Trucial Oman	—	—	—	—	—	..	1,332	..	75	680
Perak	—	—	—	—	—	25	590	200	..	1,008
Java	—	—	—	—	—	795	214	1,540	650	..
China (exclusive of Hong- kong and Macao)	—	—	—	—	—	11,140	10,721	3,693	7,685	5,652
Japan	—	—	—	—	—	35,699	25,242	26,092	24,963	21,361
Egypt †	—	—	—	—	—	—	1,534	490	10	3,025
United States of America— Vid Atlantic Coast	—	—	—	—	—	1,16,787	1,25,665	1,20,158	1,09,893	1,18,479
" Pacific "	—	—	—	—	—	2,991	365	790	..	535
Other Foreign Countries	—	—	—	—	—	70	1,183	250	280	914
TOTAL FOREIGN COUNTRIES	—	—	—	—	—	10,30,693	9,89,243	10,52,740	12,04,585	13,36,927
Share of Bengal	—	—	—	—	—	5,08,627	6,50,402	3,46,516	3,62,696	14,03,512
" Bombay	—	—	—	—	—	6,56,944	6,29,673	6,09,650	7,67,700	6,24,165
" Sind	—	—	—	—	—	3,23,361	2,13,813	2,42,315	2,73,203	2,91,413
" Madras	—	—	—	—	—	84,943	74,571	52,878	69,433	72,352
" Burma	—	—	—	—	—	2,71,833	1,61,736	1,45,399	2,85,053	2,71,641
TOTAL	—	—	—	—	—	17,46,251	17,30,195	18,96,468	22,59,150	26,63,083

† Shown as a Foreign Country from 1923-24.

No. 13—continued

ARTICLES, AND COUNTRIES OF CONSIGNMENT; ALSO SHARE OF EACH PROVINCE	QUANTITY					VALUE				
	1922-23	1923-24	1924-25	1925-26	1926-27	1922-23	1923-24	1924-25	1925-26	1926-27
Instruments, Apparatus, and Appliances, and parts thereof—continued						R	R	R	R	R
<i>Optical (III. D)—</i>										
United Kingdom	—	—	—	—	—	1,33,036	1,76,516	1,51,687	1,16,402	1,25,037
Mesopotamia	—	—	—	—	—	1,000	..	150	..	70
Ceylon	—	—	—	—	—	66	222	4,053	123	1,055
Straits Settlements (including Labuan)	—	—	—	—	—	9,537	418	504	4,803	997
Other British Possessions	—	—	—	—	—	564	151	115	15	145
TOTAL BRITISH EMPIRE	—	—	—	—	—	1,45,153	1,77,307	1,53,709	1,21,353	1,27,304
Germany	—	—	—	—	—	1,12,851	1,91,876	2,32,430	3,03,508	4,35,263
Netherlands	—	—	—	—	—	30	..	430	1,336	1,331
Belgium	—	—	—	—	—	120	275	..	145	2,597
France	—	—	—	—	—	6,071	12,526	12,243	20,022	37,901
Italy	—	—	—	—	—	75	1,933	1,999	..	11,098
Austria	—	—	—	—	—	3,423	12,326	10,205	1,093	462
China (exclusive of Hong- kong and Macao)	—	—	—	—	—	970	75	..	3,192	..
Japan	—	—	—	—	—	32,292	30,933	32,094	1,57,049	1,14,603
United States of America—										
<i>Via Atlantic Coast</i>	—	—	—	—	—	51,796	93,425	1,62,523	1,69,794	73,379
<i> " Pacific " " "</i>	—	—	—	—	—	66
Other Foreign Countries	—	—	—	—	—	95	395	95	263	497
TOTAL FOREIGN COUNTRIES	—	—	—	—	—	2,57,792	3,99,293	5,62,214	6,61,497	6,76,311
<i>Share of Bengal</i>	—	—	—	—	—	1,14,676	1,43,261	2,00,123	2,12,163	1,91,717
<i> " Bombay</i>	—	—	—	—	—	1,73,365	2,73,391	2,97,667	3,91,314	3,91,651
<i> " Sind</i>	—	—	—	—	—	53,933	96,321	1,73,315	2,00,630	1,66,923
<i> " Madras</i>	—	—	—	—	—	7,652	20,321	25,477	22,999	23,955
<i> " Burma</i>	—	—	—	—	—	43,297	43,036	22,366	46,563	32,307
TOTAL	—	—	—	—	—	4,02,945	5,76,599	7,15,923	7,82,850	8,03,615
<i>Photographs—</i>										
<i>Cinematograph films (III. D)†</i>	Length in feet	Length in feet	Length in feet	Length in feet	Length in feet					
United Kingdom	1,364,633	1,957,647	3,410,351	5,591,043	4,312,530	2,65,073	1,91,665	5,20,923	7,27,645	5,35,542
Mesopotamia	124,766	1,200	..	3,365	300	..
Ceylon	144,332	181,341	45,200	86,344	225,506	32,095	12,143	11,033	22,326	56,125
Straits Settlements (including Labuan)	591,707	249,676	220,066	221,603	325,651	1,46,144	1,03,692	31,351	43,161	48,643
Hongkong	7,437	1,400	13,177	1,000	350	3,590	..
Zanzibar and Pemba	66,000	16,500
Canada—										
<i> "Via Atlantic Coast</i>	2,500	3,220	625	1,043	..
Victoria	4,460	484
New South Wales	4,045	4,322	6,947	1,011	406	593
<i>Australian Commonwealth (Total)</i>	4,045	4,322	11,407	1,011	406	1,082
Other British Possessions	400	6,733	..	8,747	..	600	317	..	753
Total BRITISH EMPIRE	2,229,533	1,513,001	3,636,300	5,926,219	5,333,351	4,54,633	3,30,599	5,64,349	8,00,436	6,92,145

† Inclusive of imports by postal packets referred to Collectors of Customs for assessment.

ARTICLES, AND COUNTRIES OF CONSIGNMENT; ALSO SHARE OF EACH PROVINCE	QUANTITY					VALUE				
	1922-23	1923-24	1924-25	1925-26	1926-27	1922-23	1923-24	1924-25	1925-26	1926-27
						R	R	R	R	R
Instruments, Apparatus, and Appliances, and parts thereof—continued										
<i>Photographic—continued</i>										
Cinematograph films (III. D)†	Length in feet.	Length in feet.	Length in feet.	Length in feet.	Length in feet.					
Germany	1,744,334	1,804,488	1,440,288	1,782,491	3,317,126	2,32,746	1,68,761	1,36,540	1,72,741	2,04,327
Netherlands	160	49,865	..	3,000	3,051	30	5,664	..	750	305
Belgium	32,211	112,647	10,398	104,137	394,213	2,528	60,701	426	5,110	18,901
France	317,749	108,879	470,313	768,772	991,568	46,111	17,618	39,875	61,896	48,794
Switzerland	10,299	1,807	2,575	339
Italy	32,553	381,055	89,213	412,872	867,708	7,887	43,472	31,134	1,15,441	76,577
Austria	38,366	9,456	1,945	1,527
Greece	18,858	225	1,259	56
Java	5,000	1,250
Siam	6,500	2,000
China (exclusive of Hong-kong and Macao)	8,324	7,187	10,000	2,081	1,800	700	..
Japan	7,250	37,640	4,930	10,997	..	2,400	2,142	1,238	761	..
Egypt*	7,638	1,909
United States of America— Via Atlantic Coast	2,640,589	3,644,436	3,697,020	4,793,568	6,482,514	5,75,416	7,60,698	7,09,860	9,27,760	12,66,357
" Pacific "	1,050	45,875	41,023	37,625	31,145	337	17,015	15,383	14,109	12,130
TOTAL FOREIGN COUNTRIES	5,080,846	5,688,654	5,757,960	7,900,980	12,098,818	8,68,705	10,60,047	9,38,174	13,05,077	16,29,383
<i>Share of Bengal</i>	<i>962,159</i>	<i>1,342,019</i>	<i>2,435,852</i>	<i>4,651,468</i>	<i>5,004,294</i>	<i>3,05,274</i>	<i>3,34,732</i>	<i>6,44,067</i>	<i>11,27,123</i>	<i>12,67,426</i>
" Bombay	4,711,370	4,266,630	5,791,319	3,343,550	11,237,434	6,47,352	6,54,151	6,09,593	3,12,888	8,39,517
" Sind	49,529	168,778	137,491	309,205	154,553	4,610	30,394	35,021	16,941	21,619
" Madras	59,940	264,652	445,711	273,223	3,09,732	14,923	52,587	1,10,807	58,592	60,712
" Burma	1,527,431	1,181,576	584,387	559,148	770,651	3,51,234	2,38,723	1,03,310	80,406	92,794
TOTAL	7,310,429	7,201,655	9,444,760	13,917,199	17,482,664	13,23,398	14,10,687	15,02,823	21,05,538	23,21,508
Photographs, other than Cinematograph films (III. D)—										
United Kingdom	11,54,321	10,47,469	9,75,769	10,23,132	12,55,594
Mesopotamia	2,610	40	60	65	129
Ceylon	1,239	723	1,879	1,404	4,493
Straits Settlements (including Labuan)	5,926	974	6,356	15,809	3,656
Other British Possessions	1,178	531	997	838	95
TOTAL BRITISH EMPIRE	11,65,274	10,49,742	9,85,061	10,46,298	12,63,868
Denmark	2,616	4,657	1,525
Germany	1,36,823	2,18,531	3,11,625	1,78,705	3,77,448
Netherlands	1,871	250	658	1,011	297
Belgium	27,423	27,166	34,049	29,220	32,064
France	38,661	15,599	82,943	81,407	88,895
Italy	970	..	3,846	..	5,392
Austria	918	..	5,814	2,220	316
Perak	4,026	..	29	29
Java	1,210	55	..
Japan	8,491	3,776	1,544	6,211	7,701
United States of America— Via Atlantic Coast	3,91,348	3,91,269	3,82,504	3,61,623	4,79,638
" Pacific "	43,398	3,435	3,732	1,759	16,324
Other Foreign Countries	291	359	587	429	693
TOTAL FOREIGN COUNTRIES	6,49,989	6,64,471	8,31,123	6,67,386	10,10,307
<i>Share of Bengal</i>	<i>..</i>	<i>..</i>	<i>..</i>	<i>..</i>	<i>..</i>	<i>5,00,054</i>	<i>4,00,413</i>	<i>4,25,408</i>	<i>5,92,323</i>	<i>6,10,335</i>
" Bombay	11,98,041	10,58,423	11,61,759	9,54,411	13,77,868
" Sind	25,554	51,590	57,363	52,545	50,063
" Madras	48,300	39,018	53,919	50,873	72,605
" Burma	1,97,414	1,14,759	1,17,737	1,33,030	1,63,304
TOTAL	18,15,263	17,14,213	18,16,384	17,18,664	22,74,175

* Shown as a Foreign Country from 1923-24.
† Inclusive of imports by postal packets referred to Collectors of Customs for assessment.

No. 13—continued

ARTICLES, AND COUNTRIES OF CONSIGNMENT; ALSO SHARE OF EACH PROVINCE	QUANTITY					VALUE				
	1923-24	1924-25	1925-26	1926-27	1928-29	1929-30	1930-31	1931-32	1932-33	
Instruments, Apparatus, and Appliances, and parts thereof—continued										
<i>Photographic—concluded</i>										
<i>Total value of Photographic Instruments—</i>										
United Kingdom	—	—	—	—	—	14,19,894	12,89,184	14,96,692	17,55,827	18,41,646
Mesopotamia	—	—	—	—	—	10,975	40	60	365	120
Ceylon	—	—	—	—	—	32,334	12,671	12,962	23,740	60,518
Straits Settlements (including Labuan)	—	—	—	—	—	1,64,070	1,09,656	37,707	55,970	53,309
Hongkong	—	—	—	—	—	923	1,000	680	5,123	..
Zanzibar and Pemba	—	—	—	—	—	..	17,013
Canada— Vid Atlantic Coast	—	—	—	—	—	625	1,048	40
Victoria	—	—	—	—	—	15	18	655	..	484
New South Wales	—	—	—	—	—	1,011	..	7	406	598
Australian Commonwealth (Total)	—	—	—	—	—	1,026	18	662	406	1,032
Other British Possessions	—	—	—	—	—	235	600	332	300	308
TOTAL BRITISH EMPIRE	—	—	—	—	—	16,19,962	13,80,332	15,49,710	18,46,784	19,56,013
Denmark	—	—	—	—	—	2,616	4,657	1,525
Germany	—	—	—	—	—	2,69,569	2,87,342	4,43,165	3,51,446	5,81,775
Netherlands	—	—	—	—	—	1,701	5,914	953	1,791	502
Belgium	—	—	—	—	—	29,951	37,667	24,475	24,890	50,965
France	—	—	—	—	—	84,772	83,217	1,22,313	1,43,303	1,37,680
Switzerland	—	—	—	—	—	109	2,661	389
Italy	—	—	—	—	—	2,357	43,472	24,980	1,15,441	81,969
Austria	—	—	—	—	—	918	..	5,314	4,105	1,342
Greece	—	—	—	—	—	1,359	50
Persia	—	—	—	—	—	..	4,086	..	29	20
Java	—	—	—	—	—	1,250	..	1,210	55	..
Siam	—	—	—	—	—	191	2,000	48
China (exclusive of Hongkong and Macao)	—	—	—	—	—	25	2,205	1,800	700	12
Japan	—	—	—	—	—	10,891	5,918	2,782	6,072	7,701
Egypt†	—	—	—	—	—	..	160	1,929	30	90
United States of America— Vid Atlantic Coast	—	—	—	—	—	9,66,764	11,51,862	10,92,373	12,89,883	17,46,005
.. Pacific	—	—	—	—	—	43,730	20,460	10,115	15,363	23,454
Other Foreign Countries	—	—	—	—	—	75	75	110	213	506
TOTAL FOREIGN COUNTRIES	—	—	—	—	—	15,18,694	17,44,518	17,69,297	19,72,433	26,39,670
<i>Share of Bengal</i>	—	—	—	—	—	2,11,223	2,46,195	10,69,493	16,49,953	18,67,611
.. Bombay	—	—	—	—	—	17,75,392	17,23,524	17,71,357	17,66,877	22,67,336
.. Sind	—	—	—	—	—	20,164	31,924	22,334	69,486	71,073
.. Madras	—	—	—	—	—	62,123	31,605	1,64,736	1,09,465	1,32,317
.. Burma	—	—	—	—	—	4,52,648	4,62,482	2,31,647	2,22,439	2,68,007
TOTAL	—	—	—	—	—	31,38,656	31,24,850	33,19,007	38,19,217	45,95,683
Scientific and Philosophical (III, D)—										
United Kingdom	—	—	—	—	—	17,59,300	17,54,252	17,82,565	15,67,493	15,75,238
Mesopotamia	—	—	—	—	—	2,231	58	435	2,660	12
Ceylon	—	—	—	—	—	2,666	10,953	4,297	2,610	9,125
Straits Settlements (including Labuan)	—	—	—	—	—	511	142	39	206	3,061
Hongkong	—	—	—	—	—	200	100	..	1,100	440
Egypt†	—	—	—	—	—	2,250
Victoria	—	—	—	—	—	26
New South Wales	—	—	—	—	—	2,904
Queensland	—	—	—	—	—	15	..
Australian Commonwealth (Total)	—	—	—	—	—	2,904	16	26
Other British Possessions	—	—	—	—	—	163	140	197	350	246
TOTAL BRITISH EMPIRE	—	—	—	—	—	17,72,225	17,65,640	17,87,473	15,76,499	15,88,198

† Shown as a Foreign Country from 1923-24.

ARTICLES, AND COUNTRIES OF CONSIGNMENT; ALSO SHARE OF EACH PROVINCE	QUANTITY					VALUE				
	1922-23	1923-24	1924-25	1925-26	1926-27	1922-23	1923-24	1924-25	1925-26	1926-27
Instruments, Apparatus, and Appliances, and parts thereof—continued						R	R	R	R	R
Scientific and Philosophical (III. D)—continued										
Sweden	—	—	—	—	—	..	18,620	654	1,187	..
Norway	—	—	—	—	—	225	1,872	..
Denmark	—	—	—	—	—	75	2,156	..	1,000	..
Germany	—	—	—	—	—	2,59,370	3,77,800	3,06,458	4,79,217	4,06,111
Netherlands	—	—	—	—	—	2,392	4,980	9,615	6,459	7,111
Belgium	—	—	—	—	—	4,882	15,912	3,219	4,875	5,111
France	—	—	—	—	—	7,977	39,798	50,004	31,686	37,111
Spain	—	—	—	—	—	1,285	780	..
Switzerland	—	—	—	—	—	300	21,365	21,679	10,024	11,111
Italy	—	—	—	—	—	870	25,055	14,601	33,321	2,111
Austria	—	—	—	—	—	5,930	21,397	2,654	6,389	4,111
China (exclusive of Hong-kong and Macao)	—	—	—	—	—	20	10,856	580	1,363	..
Japan	—	—	—	—	—	23,727	17,654	5,435	7,401	1,111
Egypt*	—	—	—	—	—	..	574
United States of America— Via Atlantic Coast	—	—	—	—	—	4,25,064	2,58,871	1,94,611	1,82,758	1,51,111
" Pacific "	—	—	—	—	—	3,248	655	1,165
Other Foreign Countries	—	—	—	—	—	500	818	1,340	80	..
TOTAL FOREIGN COUNTRIES	—	—	—	—	—	7,40,360	8,16,011	6,12,015	7,68,407	6,31,111
Share of Bengal	—	—	—	—	—	10,80,173	8,79,334	8,53,924	6,67,992	5,91,111
" Bombay	—	—	—	—	—	8,86,116	10,91,647	9,22,371	11,09,162	8,51,111
" Sind	—	—	—	—	—	1,24,094	1,60,340	1,73,212	1,43,217	1,21,111
" Madras	—	—	—	—	—	3,18,545	2,95,314	3,54,913	4,19,021	4,61,111
" Burma	—	—	—	—	—	1,03,657	1,34,116	64,668	99,514	1,71,111
TOTAL	—	—	—	—	—	25,12,585	25,81,651	22,69,498	23,43,906	22,11,111
Surgical (III. D)—										
United Kingdom	—	—	—	—	—	9,78,122	9,42,375	10,77,821	10,11,513	12,01,111
Ceylon	—	—	—	—	—	508	899	184	2,509	..
Straits Settlements (including Labuan)	—	—	—	—	—	856	462	1,924	619	..
Other British Possessions	—	—	—	—	—	977	167	1,052	385	..
TOTAL BRITISH EMPIRE	—	—	—	—	—	9,80,463	9,44,403	10,80,981	10,15,026	12,11,111
Sweden	—	—	—	—	—	12	1,200	1,281	1,793	..
Germany	—	—	—	—	—	2,05,910	2,55,000	2,95,179	4,18,912	5,61,111
Netherlands	—	—	—	—	—	1,090	2,715	4,708	11,557	..
Belgium	—	—	—	—	—	3,981	1,300	292	1,327	2,111
France	—	—	—	—	—	8,235	2,147	5,464	10,208	1,111
Switzerland	—	—	—	—	—	30	216	..
Italy	—	—	—	—	—	300	24,770	7,872	9,488	..
Austria	—	—	—	—	—	1,615	4,405	860	611	..
China (exclusive of Hongkong and Macao)	—	—	—	—	—	99	155	..	6	..
Japan	—	—	—	—	—	89,106	28,394	10,152	22,557	2,111
United States of America— Via Atlantic Coast	—	—	—	—	—	1,90,737	2,31,321	1,92,871	2,00,222	2,91,111
" Pacific "	—	—	—	—	—	433	938	2,377	425	..
Other Foreign Countries	—	—	—	—	—	45	620	..	1,197	..
TOTAL FOREIGN COUNTRIES	—	—	—	—	—	5,01,553	5,42,805	5,21,082	6,78,519	8,81,111
Share of Bengal	—	—	—	—	—	4,33,484	4,34,389	5,35,077	5,45,952	6,71,111
" Bombay	—	—	—	—	—	5,83,649	6,81,317	7,31,958	6,76,929	9,06,111
" Sind	—	—	—	—	—	1,44,799	1,46,623	1,57,803	1,90,115	2,41,111
" Madras	—	—	—	—	—	1,59,896	1,07,592	98,373	1,66,191	1,81,111
" Burma	—	—	—	—	—	1,05,218	85,808	80,857	1,14,358	1,41,111
TOTAL	—	—	—	—	—	14,82,026	14,87,208	16,02,065	16,93,545	20,91,111

* Shown as a Foreign Country from 1923-24.

No. 13—continued

ARTICLES AND COUNTRIES OF CONSIGNMENT; ALSO SHARE OF EACH PROVINCE	QUANTITY					VALUE				
	1922-23	1923-24	1924-25	1925-26	1926-27	1922-23	1923-24	1924-25	1925-26	1926-27
						R	R	R	R	R
Instruments, Apparatus and Appliances, and parts thereof—continued										
<i>Wireless Apparatus* (III. D)—</i>										
United Kingdom	—	—	—	—	—	—	—	—	4,64,111	4,33,114
Ceylon	—	—	—	—	—	—	—	—	2,654	2,858
Other British Possessions	—	—	—	—	—	—	—	—	623	80
TOTAL BRITISH EMPIRE	—	—	—	—	—	—	—	—	4,68,388	4,37,052
Denmark	—	—	—	—	—	—	—	—	1,091	412
Germany	—	—	—	—	—	—	—	—	15,850	12,661
Netherlands	—	—	—	—	—	—	—	—	5,892	7,788
Belgium	—	—	—	—	—	—	—	—	1,178	..
France	—	—	—	—	—	—	—	—	24,478	2,159
China (exclusive of Hong-kong and Macao)	—	—	—	—	—	—	—	—	..	1,200
United States of America—	—	—	—	—	—	—	—	—
<i>Vis Atlantic Coast</i>	—	—	—	—	—	—	—	—	89,164	85,026
<i>.. Pacific</i>	—	—	—	—	—	—	—	—	2,159	40
Other Foreign Countries	—	—	—	—	—	—	—	—	1,114	2,581
TOTAL FOREIGN COUNTRIES	—	—	—	—	—	—	—	—	1,41,921	61,767
Share of Bengal	—	—	—	—	—	—	—	—	2,39,307	1,01,411
<i>" Bombay</i>	—	—	—	—	—	—	—	—	2,11,429	8,47,744
<i>" Sind</i>	—	—	—	—	—	—	—	—	7,273	2,463
<i>" Madras</i>	—	—	—	—	—	—	—	—	25,531	20,505
<i>" Burma</i>	—	—	—	—	—	—	—	—	22,739	20,096
TOTAL	—	—	—	—	—	—	—	—	6,10,809	4,08,819
<i>Other kinds (III. D)—</i>										
United Kingdom	—	—	—	—	—	4,62,478	2,56,225	4,69,112	11,04,556	16,09,495
Mesopotamia	—	—	—	—	—	200	2,050	..	20	10,258
Ceylon	—	—	—	—	—	492	840	6,271	1,077	1,160
Straits Settlements (including Labuan)	—	—	—	—	—	23,442	535	884	4,474	3,802
Hongkong	—	—	—	—	—	1,000	5,520	2,097	244	564
Victoria	—	—	—	—	—	2,896
New South Wales	—	—	—	—	—	115	2,783
Australia Commonwealth (Total)	—	—	—	—	—	2,896	115	2,733
Other British Possessions	—	—	—	—	—	161	..	829	165	151
TOTAL BRITISH EMPIRE	—	—	—	—	—	5,11,669	2,64,670	4,78,193	11,10,661	16,28,172

* Separately recorded from 1925-26.

ARTICLES, AND COUNTRIES OF CONSIGNMENT; ALSO SHARE OF EACH PROVINCE	QUANTITY					VALUE				
	1922-23	1923-24	1924-25	1925-26	1926-27	1922-23	1923-24	1924-25	1925-26	1926-27
Instruments, Apparatus, and Appliances, and parts thereof—continued						R	R	R	R	R
Other kinds (VII. D)—contd.										
Sweden	—	—	—	—	—	2,807	808	634	2,671	2,974
Germany	—	—	—	—	—	58,960	18,069	29,757	30,177	1,20,219
Netherlands	—	—	—	—	—	2,898	..	231	222	1,808
Belgium	—	—	—	—	—	585	827	230	353	2,871
France	—	—	—	—	—	2,171	40	5,581	9,515	78,062
Switzerland	—	—	—	—	—	..	294	..	1,075	6,071
Italy	—	—	—	—	—	..	20	..	1,231	7,417
Austria	—	—	—	—	—	81	80	150	95	2,226
China (exclusive of Hong-kong and Macao)	—	—	—	—	—	187	567	220	3,020	722
Japan	—	—	—	—	—	5,515	1,514	4,390	5,390	3,322
United States of America— Via Atlantic Coast	—	—	—	—	—	62,511	97,525	77,675	1,49,668	1,86,963
.. Pacific	—	—	—	—	—	..	12	1,051	..	325
Other Foreign Countries	—	—	—	—	—	..	149	819	963	2,410
TOTAL FOREIGN COUNTRIES	—	—	—	—	—	1,35,665	1,19,908	1,20,733	2,53,380	4,10,387
Share of Bengal	—	—	—	—	—	12,356	36,571	98,563	5,77,008	3,23,983
.. Bombay	—	—	—	—	—	2,11,593	49,230	80,684	2,74,635	4,55,242
.. Sind	—	—	—	—	—	66,278	23,926	2,37,625	2,26,302	3,39,334
.. Madras	—	—	—	—	—	1,96,977	1,16,577	1,05,683	1,18,175	1,36,646
.. Burma	—	—	—	—	—	1,11,056	1,99,269	1,91,376	1,57,871	2,29,302
TOTAL	—	—	—	—	—	6,47,324	4,84,573	5,93,931	13,64,041	20,38,559
Total value of Instruments, Apparatus, and Appliances, and parts thereof—										
United Kingdom	—	—	—	—	—	2,06,51,959	2,24,05,183	1,08,51,295	2,22,16,343	2,50,54,943
Aden and Dependencies	—	—	—	—	—	331	1,427	90	775	1,631
Mesopotamia	—	—	—	—	—	24,964	6,339	7,716	4,690	12,171
Bahrain Islands	—	—	—	—	—	5,454	6,100	..	140	250
Ceylon	—	—	—	—	—	51,871	37,687	37,047	50,634	88,229
Straits Settlements (including Labuan)	—	—	—	—	—	2,14,980	1,41,216	55,990	89,329	88,901
Federated Malay States	—	—	—	—	—	285	..	640	689	2,099
Hongkong	—	—	—	—	—	19,810	18,590	12,133	11,133	7,162
Egypt	—	—	—	—	—	4,000
Natal	—	—	—	—	—	707	2,394	250	240	2,115
Zanzibar and Pemba	—	—	—	—	—	..	17,013	215	50	30
Kenya Colony	—	—	—	—	—	225	622	448	1,035	1,455
Canada— Via Atlantic Coast	—	—	—	—	—	510	..	1,084	4,618	6,819
.. Pacific	—	—	—	—	—	30	322	67
Western Australia	—	—	—	—	—	50	700
South Australia (including Northern Territory)	—	—	—	—	—	300	1,052
Victoria	—	—	—	—	—	3,054	1,584	2,145	2,433	1,158
Tasmania	—	—	—	—	—	12
New South Wales	—	—	—	—	—	5,037	1,207	1,072	10,155	40,367
Queensland	—	—	—	—	—	150	15	1,522
Australian Commonwealth (Total)	—	—	—	—	—	8,581	2,791	2,229	12,602	44,779
Other British Possessions	—	—	—	—	—	806	140	909	1,464	1
TOTAL BRITISH EMPIRE	—	—	—	—	—	2,09,94,523	2,26,39,324	1,99,70,113	2,23,95,723	2,53,10,685

No. 13—continued

ARTICLES, AND COUNTRIES OF CONSIGNMENT; ALSO SHARE OF EACH PROVINCE	QUANTITY					VALUE				
	1922-23	1923-24	1924-25	1925-26	1926-27	1922-23	1923-24	1924-25	1925-26	1926-27
Instruments, Apparatus, and Appliances, and parts thereof—continued						R	R	R	R	R
<i>Total value of Instruments, Apparatus, and Appliances, and parts thereof—continued</i>										
<i>Russia—</i>										
Northern Russia	—	—	—	—	—	1,130	..
Sweden	—	—	—	—	—	84,486	1,48,572	18,410	60,090	60,032
Norway	—	—	—	—	—	348	3,422	651	1,831	2,498
Denmark	—	—	—	—	—	14,529	30,321	51,082	29,866	8,890
Germany	—	—	—	—	—	37,64,015	34,54,127	42,93,105	40,92,203	52,61,972
Netherlands	—	—	—	—	—	6,89,545	7,75,540	7,34,558	8,44,194	10,51,560
Belgium	—	—	—	—	—	1,20,426	1,55,727	1,27,524	2,54,246	3,22,054
France	—	—	—	—	—	2,17,737	1,85,752	3,30,668	4,32,575	5,29,866
Spain	—	—	—	—	—	1,285	790	80
Switzerland	—	—	—	—	—	1,08,271	1,47,580	1,04,194	2,15,122	1,89,868
Italy	—	—	—	—	—	10,97,442	6,76,701	6,34,284	8,65,678	8,15,113
Austria	—	—	—	—	—	62,048	1,26,560	1,23,058	2,28,318	2,16,273
Hungary	—	—	—	—	—	2,526	8,018	305	14,881	50,701
Czechoslovakia	—	—	—	—	—	27,306	2,634	16,122	16,627	16,497
Greece	—	—	—	—	—	454	1,359	56
Masfat Territory and Trucial Oman	—	—	—	—	—	..	1,582	930	76	980
Persia	—	—	—	—	—	720	4,941	600	119	1,040
Java	—	—	—	—	—	2,150	669	8,018	740	1,242
Siam	—	—	—	—	—	191	2,008	58	18	1,368
China (exclusive of Hong-kong and Macao)	—	—	—	—	—	29,378	31,579	12,601	2,05,901	10,321
Japan	—	—	—	—	—	5,62,573	3,59,468	3,23,661	5,37,158	3,91,233
Egypt	—	—	—	—	—	..	4,770	3,255	558	3,810
Portuguese East Africa	—	—	—	—	—	..	40	189	1,857	16
United States of America— Via Atlantic Coast	—	—	—	—	—	36,90,198	37,86,066	34,36,303	44,60,235	59,50,630
" Pacific "	—	—	—	—	—	55,148	30,301	29,211	20,582	49,438
Other Foreign Countries	—	—	—	—	—	95	1,046	275	376	342
TOTAL FOREIGN COUNTRIES						1,05,30,871	99,37,373	1,02,46,068	1,29,87,641	1,48,07,955
<i>Share of Bengal</i>						<i>1,19,96,170</i>	<i>1,26,35,135</i>	<i>1,34,12,066</i>	<i>1,46,69,443</i>	<i>1,71,68,935</i>
" Bombay						<i>1,25,28,759</i>	<i>1,43,72,837</i>	<i>1,04,19,436</i>	<i>1,23,12,440</i>	<i>1,27,30,609</i>
" Sind						<i>16,78,833</i>	<i>17,41,806</i>	<i>19,64,921</i>	<i>24,99,831</i>	<i>27,46,481</i>
" Madras						<i>24,36,634</i>	<i>16,05,834</i>	<i>17,77,329</i>	<i>26,86,651</i>	<i>23,34,994</i>
" Burma						<i>26,15,107</i>	<i>22,31,736</i>	<i>26,42,192</i>	<i>32,44,000</i>	<i>41,77,601</i>
TOTAL						3,15,15,394	3,25,77,197	3,02,16,181	3,53,88,384	4,01,18,540
FACTORY— Manufactured (I. S.)—	Lbs.	Lbs.	Lbs.	Lbs.	Lbs.					
United Kingdom	144,458	123,918	137,701	86,143	110,150	13,22,984	11,03,330	15,04,709	9,18,234	9,79,218
Aden and Dependencies	14,500	13,375	1,069	392	100	99,676	89,412	7,410	2,830	485
Mesopotamia	969	6,920
Hongkong	4,900	1,672	49,125	11,610	..
Natal	1,426	998	252	19,000	6,550	1,430
Zanzibar and Pemba	42,488	46,980	37,976	24,949	22,407	3,30,913	3,32,623	2,61,119	1,89,295	1,62,194
Kenya Colony	120,997	57,799	42,047	17,894	5,893	3,62,135	3,74,714	2,90,557	1,18,843	40,069
Tanganyika Territory	36,676	26,837	20,415	25,323	20,809	2,59,142	1,51,686	1,38,693	1,33,660	1,49,051
Anglo-Egyptian Sudan	237	1,201	1,568	1,575	4,425	10,225	..
Canada— Via Pacific Coast	543	3,400	..
Other British Possessions	59	19	8	14	..	912	117	54	112	..
TOTAL BRITISH EMPIRE	360,147	269,162	246,743	159,496	169,611	24,82,693	20,44,607	22,66,092	12,91,808	13,32,447
Germany	5,657	16,890	56,751	61,308	33,646	52,439	1,48,193	5,33,232	6,31,399	3,00,275
Netherlands	885	18,628	8,476	15,956	11,138	7,472	1,65,454	79,787	1,26,888	86,801
Belgium	11,841	6,357	8,036	916	11,740	1,08,785	60,869	68,600	6,270	77,575
France	1,266	1,177	732	2,621	..	14,178	13,048	6,737	20,741
Hungary	323	3,510
Other Native States in Arabia	316	1,635
Japan	14	274	104	2,120
Portuguese East Africa	2,520	2,023	3,035	6,067	1,621	16,631	13,289	21,967	39,915	10,877
Italian East Africa	315	109	1,510	850
United States of America— Via Atlantic Coast	1,236	3,519
Other Foreign Countries	78	500
TOTAL FOREIGN COUNTRIES	20,903	45,242	78,708	85,308	67,901	1,35,407	4,07,236	7,20,514	8,12,673	5,09,393

‡ Shown as a Foreign Country from 1923-24.

GENERAL IMPORTS

(232)

No. 13—continued

ARTICLES, AND COUNTRIES OF CONSIGNMENT; ALSO SHARE OF EACH PROVINCE	QUANTITY					VALUE				
	1922-23	1923-24	1924-25	1925-26	1926-27	1922-23	1923-24	1924-25	1925-26	1926-27
Ivory—continued						R	R	R	R	R
<i>Unmanufactured (II. B)—continued</i>	Lbs.	Lbs.	Lbs.	Lbs.	Lbs.					
Share of Bengal	10	72	211	33	239	1,451	..
.. Bombay	3,80,947	3,14,327	355,376	244,486	227,399	30,66,913	24,51,697	29,86,313	22,02,842	18,40,795
.. Sind	113	1,032
.. Madras	59	67	3	47	..	913	165	4	344	..
.. Burma	44	60	..	264	2,836	13
TOTAL	381,050	314,404	325,451	244,804	227,512	30,68,090	24,51,895	29,86,606	22,07,478	18,41,340
<i>Manufactured (III. V)—</i>										
United Kingdom	—	—	—	—	—	82,664	4,457	11,843	5,018	4,898
Hongkong	—	—	—	—	—	7,059	5,449	3,242	2,362	1,778
Tanganyika Territory	—	—	—	—	—	2,562	..	648	220	20
Other British Possessions	—	—	—	—	—	1,786	957	108	849	1,275
TOTAL BRITISH EMPIRE	—	—	—	—	—	94,071	10,863	15,836	9,364	7,971
Germany	—	—	—	—	—	16,022	727	9,580	6,875	5,176
Netherlands	—	—	—	—	—	..	1,400	63
Belgium	—	—	—	—	—	8,044
China (exclusive of Hongkong and Macao)	—	—	—	—	—	1,736	4,201	2,446	828	2,096
Japan	—	—	—	—	—	11,874	4,221	4,078	3,138	3,355
Other Foreign Countries	—	—	—	—	—	1	1,797	498	117	86
TOTAL FOREIGN COUNTRIES	—	—	—	—	—	37,677	12,346	16,660	10,958	15,712
Share of Bengal	—	—	—	—	—	12,341	9,739	7,074	4,233	2,433
.. Bombay	—	—	—	—	—	1,14,339	6,801	21,814	14,358	13,677
.. Sind	—	—	—	—	—	128	..	201	100	1,474
.. Madras	—	—	—	—	—	2,470	2,146	1,233	810	2,421
.. Burma	—	—	—	—	—	3,420	4,523	1,619	767	3,623
TOTAL	—	—	—	—	—	1,31,748	23,209	31,996	20,317	23,683
Total value of Ivory	—	—	—	—	—	31,99,833	24,75,104	30,18,602	22,27,790	18,65,523
<i>Jewellery (excluding Imitation Jewellery and Precious stones and pearls, unset), also Plate of Gold and Silver—</i>										
<i>Jewellery (III. V)†—</i>										
United Kingdom	—	—	—	—	—	7,49,212	7,59,613	6,11,218	7,62,312	22,08,620
Aden and Dependencies	—	—	—	—	—	1,800	400	..	300	150
Mesopotamia	—	—	—	—	—	9,459	735	303	290	380
Bahrain Islands	—	—	—	—	—	..	400	609	..	14,020
Maldives	—	—	—	—	—	5,410
Ceylon	—	—	—	—	—	59,509	56,523	45,504	1,03,945	1,04,312
Straits Settlements (including Labuan)	—	—	—	—	—	40,614	31,900	38,883	22,446	51,766
Federated Malay States	—	—	—	—	—	..	6,643	10,842	6,937	10,543
Hongkong	—	—	—	—	—	20,527	3,315	3,004	2,704	1,611
Egypt†	—	—	—	—	—	2,232
Zanzibar and Pemba	—	—	—	—	—	225	2,945	..
Kenya Colony	—	—	—	—	—	..	15	380	1,510	1,106
Mauritius and Dependencies	—	—	—	—	—	183	155	1,020
Western Australia	—	—	—	—	—
South Australia (including Northern Territory)	—	—	—	—	—	34	..	13	674	..
Victoria	—	—	—	—	—	..	470	..	327	..
New South Wales	—	—	—	—	—	..	43	291	300	..
<i>Australian Commonwealth (Total)</i>	—	—	—	—	—	34	517	304	1,301	..
Other British Possessions	—	—	—	—	—	359	933	317	220	367
TOTAL BRITISH EMPIRE	—	—	—	—	—	8,89,431	8,66,004	7,11,447	8,05,115	23,94,995
Sweden	—	—	—	—	—	1,604	50	..	347	..
Germany	—	—	—	—	—	26,330	64,657	27,100	43,891	46,504
Netherlands	—	—	—	—	—	933	442	..	1,485	..
Belgium	—	—	—	—	—	3,092	3,353	535
France	—	—	—	—	—	175	25,524	5,290	3,33,371	3,85,052
Switzerland	—	—	—	—	—	3,660	6,223	..	534	389

† Inclusive of imports by postal packets referred to Collectors of Customs for assessment.
‡ Shown as a Foreign Country from 1923-24.

No. 13—continued

ARTICLES, AND COUNTRIES OF CONSIGNMENT; ALSO SHARE OF EACH PROVINCE	QUANTITY					VALUE				
	1922-23	1923-24	1924-25	1925-26	1926-27	1922-23	1923-24	1924-25	1925-26	1926-27
Jewellery (excluding Imitation Jewellery and Precious stones and pearls, unset), also Plate of Gold and Silver—continued						R	R	R	R	R
<i>Jewellery (III. V)*—continued</i>										
Italy	—	—	—	—	—	61,738	11,570	17,526	6,480	8,011
Austria	—	—	—	—	—	340	..	1,043	401	727
Czechoslovakia	—	—	—	—	—	..	839	670	9,225	7,424
Mascat Territory and Trucial Oman	—	—	—	—	—	316	90	200	140	1,36,915
Other Native States in Arabia	—	—	—	—	—	82	167	40,120
China (exclusive of Hongkong and Macao)	—	—	—	—	—	1,985	8,005	758	179	43,373
Japan	—	—	—	—	—	1,755	1,412	817	1,438	18,007
Egypt†	—	—	—	—	—	—	30	1,023	740	500
United States of America— Via Atlantic Coast	—	—	—	—	—	13,628	8,590	4,796	18,900	43,840
Other Foreign Countries	—	—	—	—	—	1,005	1,330	687	500	115
TOTAL FOREIGN COUNTRIES	—	—	—	—	—	1,17,143	1,22,184	60,504	4,24,016	7,30,977
<i>Share of Bengal</i>	—	—	—	—	—	3,28,678	3,66,387	3,92,995	4,11,353	5,06,582
" Bombay	—	—	—	—	—	4,20,235	5,23,375	1,77,080	5,66,446	19,62,642
" Sind	—	—	—	—	—	5,905	19,392	24,998	32,603	24,919
" Madras	—	—	—	—	—	2,19,903	1,03,487	1,05,773	2,10,446	5,46,263
" Burma	—	—	—	—	—	32,853	19,547	51,155	1,07,285	25,500
TOTAL	—	—	—	—	—	10,08,574	9,08,188	7,71,951	13,20,131	31,25,972
Plate of Gold and Silver (III. V)—										
United Kingdom	—	—	—	—	—	6,18,950	3,15,206	2,32,351	4,76,844	5,59,368
Gibraltar	—	—	—	—	—	1,485	4,045	465
Aden and Dependencies	—	—	—	—	—	2,270	100	15	1,808	273
Mesopotamia	—	—	—	—	—	4,630	..	2,360	42	477
Ceylon	—	—	—	—	—	2,262	1,41,990	7,985	20,629	2,733
Straits Settlements (including Labuan)	—	—	—	—	—	3,812	1,691	15,244	1,732	53,885
Hongkong	—	—	—	—	—	17,354	26,069	5,333	14,417	10,764
Egypt†	—	—	—	—	—	2,000
Zanzibar and Pemba	—	—	—	—	—	1,305	..
Other British Possessions	—	—	—	—	—	684	78	875	1,505	1,633
TOTAL BRITISH EMPIRE	—	—	—	—	—	6,46,962	4,85,219	2,65,662	5,22,597	6,09,048
Germany	—	—	—	—	—	6,276	23,005	15,053	20,460	25,262
Netherlands	—	—	—	—	—	4,403	180	540	968	20,608
Belgium	—	—	—	—	—	2,730	2,223	..	5,391	110
France	—	—	—	—	—	5,162	6,306	9,724	22,569	19,082
Spain	—	—	—	—	—	..	1,820
Switzerland	—	—	—	—	—	..	42	2,523	80	183
Italy	—	—	—	—	—	1,500	135	440	3,979	2,632
Austria	—	—	—	—	—	8,021	30	922	332	1,925
Czechoslovakia	—	—	—	—	—	923	3,345	14,255	3,324	2,075
Native States in Arabia other than Mascat Territory and Trucial Oman	—	—	—	—	—	150	1,470	35
Persia	—	—	—	—	—	..	325	250	562	2,622
Slam	—	—	—	—	—	5,927	..	92
Java	—	—	—	—	—	300	1,250	75
China (exclusive of Hongkong and Macao)	—	—	—	—	—	37,750	57,123	33,268	15,259	30,409
Japan	—	—	—	—	—	769	1,327	1,958	1,319	1,955
Egypt†	—	—	—	—	—	..	11,723	4,162	..	352
Portuguese East Africa	—	—	—	—	—	..	200	1,499	357	76
United States of America— Via Atlantic Coast	—	—	—	—	—	12,270	16,842	10,137	10,910	3,070
Other Foreign Countries	—	—	—	—	—	107	1,250	552	..	30
TOTAL FOREIGN COUNTRIES	—	—	—	—	—	1,26,307	1,27,766	95,515	1,08,900	1,16,171

* Inclusive of imports by postal packets referred to Collectors of Customs for assessment. Shown as a Foreign Country from 1923-24.

GENERAL IMPORTS

No. 13—continued

ARTICLES, AND COUNTRIES OF CONSIGNMENT; ALSO SHARE OF EACH PROVINCE	QUANTITY					VALUE				
	1922-23	1923-24	1924-25	1925-26	1926-27	1922-23	1923-24	1924-25	1925-26	1926-27
						R	R	R	R	R
Jewellery (excluding Imitation Jewellery and Precious stones and pearls, unset), also Plate of Gold and Silver—continued										
<i>Plate of Gold and Silver (III. V)—continued</i>										
Share of Bengal	—	—	—	—	—	525	39	1,734	96,980	1,12,689
“ Bombay	—	—	—	—	—	6,79,201	3,24,136	2,18,997	3,53,170	3,81,204
“ Sind	—	—	—	—	—	58,816	56,785	61,232	69,529	29,195
“ Madras	—	—	—	—	—	62,414	13,922	39,301	31,925	77,560
“ Burma	—	—	—	—	—	1,02,513	2,12,103	39,413	79,893	1,15,361
TOTAL	—	—	—	—	—	7,83,269	6,12,985	3,61,177	6,31,497	7,25,819
Total value of Jewellery (excluding Imitation Jewellery and Precious stones and pearls, unset), also Plate of Gold and Silver—										
United Kingdom	—	—	—	—	—	13,63,162	10,74,909	8,43,579	12,39,156	27,47,968
Zibraltar	—	—	—	—	—	1,485	4,045	465
Aden and Dependencies	—	—	—	—	—	4,070	500	15	2,198	423
Mesopotamia	—	—	—	—	—	14,089	785	2,663	332	1,357
Bahrain Islands	—	—	—	—	—	..	400	609	..	14,020
Maldives	—	—	—	—	—	5,410
Ceylon	—	—	—	—	—	61,771	1,98,518	59,493	1,24,574	1,07,095
Straits Settlements (including Labuan)	—	—	—	—	—	44,426	33,591	54,127	24,178	1,05,651
Federated Malay States	—	—	—	—	—	..	6,645	10,842	6,987	10,543
Hongkong	—	—	—	—	—	37,881	34,384	8,337	17,121	12,375
Egypt†	—	—	—	—	—	4,282	—	—	—	—
Natal	—	—	—	—	—	650	905	1,067	430	1,330
Zanzibar and Pemba	—	—	—	—	—	225	4,340	..
Kenya Colony	—	—	—	—	—	..	15	405	2,254	1,696
Mauritius and Dependencies	—	—	—	—	—	183	155	1,020
Western Australia	—	—	—	—	—	..	4
South Australia (including Northern Territory)	—	—	—	—	—	34	43	13	674	..
Victoria	—	—	—	—	—	..	470	..	327	400
New South Wales	—	—	—	—	—	..	73	291	416	30
<i>Australian Commonwealth (Total)</i>	—	—	—	—	—	34	592	304	1,417	230
Other British Possessions	—	—	—	—	—	393	33	..	525	250
TOTAL BRITISH EMPIRE	—	—	—	—	—	15,36,393	13,51,323	9,77,109	14,27,712	30,04,643
Sweden	—	—	—	—	—	1,614	282	85	347	..
Germany	—	—	—	—	—	32,606	67,752	42,153	73,371	71,766
Netherlands	—	—	—	—	—	5,335	572	540	2,433	20,608
Belgium	—	—	—	—	—	5,822	5,581	585	5,391	110
France	—	—	—	—	—	5,357	31,920	15,014	3,61,440	4,05,094
Spain	—	—	—	—	—	..	1,820
Switzerland	—	—	—	—	—	3,660	6,270	2,523	614	622
Italy	—	—	—	—	—	63,238	11,714	17,966	15,459	10,544
Austria	—	—	—	—	—	8,361	30	1,965	793	2,652
Czechoslovakia	—	—	—	—	—	923	4,684	14,934	17,449	10,499
Mascat Territory and Trucial Oman	—	—	—	—	—	825	90	255	140	1,36,945
Other Native States in Arabia	—	—	—	—	—	232	1,637	40,155
Persia	—	—	—	—	—	498	1,305	250	562	2,737
Java	—	—	—	—	—	300	1,300	87	400	75
Siam	—	—	—	—	—	5,927	..	692	70	..
China (exclusive of Hongkong and Macao)	—	—	—	—	—	89,735	65,133	34,126	13,438	72,752
Japan	—	—	—	—	—	2,524	2,739	2,775	2,807	20,862
Egypt†	—	—	—	—	—	..	11,758	5,175	749	862
Portuguese East Africa	—	—	—	—	—	..	200	1,499	357	76
United States of America—										
Via Atlantic Coast	—	—	—	—	—	25,808	25,432	14,983	29,909	50,819
Other Foreign Countries	—	—	—	—	—	595	1,318	412	30	..
TOTAL FOREIGN COUNTRIES	—	—	—	—	—	2,53,450	2,59,900	1,56,019	5,82,916	8,47,148

† Shown as a Foreign Country from 1923-24.

No. 13—continued

ARTICLES, AND COUNTRIES OF CONSIGNMENT; ALSO SHARE OF EACH PROVINCE	QUANTITY					VALUE				
	1922-23	1923-24	1924-25	1925-26	1926-27	1922-23	1923-24	1924-25	1925-26	1926-27
Jewellery (excluding Imitation Jewellery and Precious stones and pearls, unset), also Plate of Gold and Silver—concluded										
Total value of Jewellery (excluding Imitation Jewellery and Precious stones and pearls, unset), also Plate of Gold and Silver—continued										
Share of Bengal	—	—	—	—	—	3,29,263	2,66,426	2,94,729	2,24,333	6,19,171
“ Bombay	—	—	—	—	—	9,29,436	9,17,511	3,98,927	9,13,614	23,43,946
“ Sind	—	—	—	—	—	64,521	67,177	86,230	1,06,132	64,026
“ Madras	—	—	—	—	—	2,51,217	1,37,359	2,26,674	2,42,371	6,23,223
“ Burma	—	—	—	—	—	1,35,268	2,32,650	1,20,663	1,37,178	2,00,927
TOTAL	—	—	—	—	—	17,89,843	16,11,123	11,33,128	19,60,628	38,51,701
Lac—stick and Seed (I.L.D.)—	Cwts.	Cwts.	Cwts.	Cwts.	Cwts.					
United Kingdom	496	2	..	34,552	241	14
Ceylon	137	141	10,097	16,327
Straits Settlements (including Labuan)	35,224	21,118	7,582	1,147	11,036	23,92,273	21,51,209	6,29,216	92,873	7,83,664
Hongkong	1,753	214	619	..	340	1,43,406	17,021	51,649	..	26,600
TOTAL BRITISH EMPIRE	37,610	21,473	8,201	1,149	11,376	25,81,228	21,84,657	6,90,705	93,114	8,10,278
Siam	1,887	258	1	7	68	1,93,305	24,719	108	815	4,169
China (exclusive of Hongkong and Macao)	1,984	51	36	74	..	1,31,884	3,402	3,420	5,560	..
Japan	48	1	..	3,119	40	..
United States of America—Via Atlantic Coast	3	1	62	225	80
TOTAL FOREIGN COUNTRIES	3,919	309	37	85	69	3,28,370	28,121	3,528	6,049	4,249
Share of Bengal	40,030	20,995	7,668	313	11,158	27,67,219	21,30,988	6,13,533	14,923	7,96,219
“ Bombay	26	60	30	75	39	2,373	3,111	737	6,647	1,099
“ Sind	1	80
“ Madras	1,412	727	640	346	247	1,39,306	72,581	70,923	79,193	16,319
TOTAL	41,529	21,782	8,285	1,284	11,445	29,09,598	22,12,678	6,84,293	99,792	8,14,527
Shell and Button (I.L.D.)—	Cwts.	Cwts.	Cwts.	Cwts.	Cwts.					
United Kingdom	227	..	4	175	139	43,705	62	616
Ceylon	1	150	1
Straits Settlements (including Labuan)	15	..	6	..	60	3,000	21	1,400	..
TOTAL BRITISH EMPIRE	1	15	227	6	4	375	3,140	43,726	1,462	616
Sweden	7	1,100
United States of America—Via Atlantic Coast	1	3	549	77	7	197	230	24,476	9,574	590
Other Foreign Countries	1	..	1	..	5	68	..	240	..
TOTAL FOREIGN COUNTRIES	1	4	549	78	14	202	298	24,476	9,814	1,690
Share of Bengal	1	16	732	64	8	150	3,068	1,37,581	8,847	1,321
“ Bombay	2	1	27	7	60	144	35	2,236	537
“ Madras	1	..	3	3	2	130	8	119	153	297
“ Burma	1	1	197	220	167	39	157
TOTAL	2	19	786	84	18	577	3,438	1,38,202	11,276	2,312
Other kinds (excluding Lac-dye) (I.L.D.)—	Cwts.	Cwts.	Cwts.	Cwts.	Cwts.					
Straits Settlements (including Labuan)	46	31	42	102	..	4,330	1,991	1,487	8,776	..
Other British Possessions	1	80	50
TOTAL BRITISH EMPIRE	46	32	42	102	..	5,010	2,041	1,487	8,776	..
TOTAL FOREIGN COUNTRIES	1	45	..	76
Share of Bombay	46	32	42	102	..	5,010	2,041	1,487	8,776	..
“ Sind	1	45
“ Burma	76
TOTAL	46	32	43	102	..	5,010	2,041	1,532	8,776	76
Total Lac—	Cwts.	Cwts.	Cwts.	Cwts.	Cwts.					
BRITISH EMPIRE	37,657	21,520	8,480	1,257	11,380	25,86,613	21,89,738	7,25,978	1,02,352	8,10,894
FOREIGN COUNTRIES	3,920	313	587	163	83	3,22,972	23,419	96,049	10,463	6,021
TOTAL	41,577	21,833	9,067	1,420	11,463	29,16,185	22,18,157	8,24,027	1,12,815	9,16,915

GENERAL IMPORTS

(236)

No. 13—continued

ARTICLES, AND COUNTRIES OF CONSIGNMENT; ALSO SHARE OF EACH PROVINCE	QUANTITY					VALUE				
	1922-23	1923-24	1924-25	1925-26	1926-27	1922-23	1923-24	1924-25	1925-26	1926-27
	Tons	Tons	Tons	Tons	Tons	R	R	R	R	R
Leather—										
<i>Hides, tanned or dressed (III. I)—</i>										
United Kingdom	15	25	19	30	20	1,58,508	2,07,309	1,01,958	1,00,684	1,27,536
Ceylon	61	63	66	71	69	1,02,162	1,07,955	1,09,752	1,23,127	1,16,087
Straits Settlements (including Labuan)	480	2,268	..	47	250
South Australia (including Northern Territory)	1	1,566	..
Victoria	1	1	1,442	3,054	2,534	3,088	5,625
New South Wales	2	1	1	2,682	1,563	1,780
Australian Commonwealth (Total)	2	3	2	1,442	3,054	5,216	6,167	7,405
Other British Possessions	1	880
TOTAL BRITISH EMPIRE	76	88	88	104	91	2,62,537	3,20,586	2,17,806	2,30,025	2,51,228
Germany	2	8,970	5,211	2,902	3,226	3,037
Belgium	610	1,317	..
France	335	7,354	8,975
Austria	665
Italy	4,345
Java	12	4	14,670	4,861
Japan	6	24,403
United States of America—										
<i>W Atlantic Coast</i>	1	1	3	..	4,780	30,152	9,546	18,485	19,497
TOTAL FOREIGN COUNTRIES	18	5	1	3	2	58,128	47,578	22,088	23,028	22,184
<i>Share of Bengal</i>										
<i>Bombay</i>	15	7	2	3	1	54,776	51,517	11,013	27,664	31,694
<i>Sind</i>	17	21	17	18	13	1,46,343	1,74,437	1,05,379	70,317	73,537
<i>Madras</i>	3,666	4,249
<i>Burma</i>	62	63	67	82	71	1,15,160	1,23,002	1,17,447	1,48,755	1,27,097
<i>Other</i>	2	3	4	3	4,431	19,303	6,055	12,761	46,875
TOTAL	94	98	89	107	93	3,20,710	3,68,164	2,39,894	2,58,053	2,73,863
<i>Skins, tanned or dressed (III. I)—</i>										
United Kingdom	14	20	24	47	18	2,35,952	2,63,118	2,88,536	2,92,164	1,28,023
Gibraltar	2	1,956	..
Mesopotamia	2	1,728	3,805
Ceylon	3	1,552	832	6,009	1,861	233
Straits Settlements (including Labuan)	1	..	1	3,918	2,205	5,535	310	35
Hongkong	12,008
Victoria	7,226	2,175	2,720	3,673	..
New South Wales	350	..	1,511
Australian Commonwealth (Total)	7,578	2,175	4,231	3,673	..
Other British Possessions	1	1,000	1,322	300	274	303
TOTAL BRITISH EMPIRE	15	23	28	49	18	2,51,726	2,78,457	3,16,619	3,00,238	1,28,599
Germany	35,459	23,587	19,635	35,916	25,567
Netherlands	1	..	105	192	10,207	7,361	2,992
Belgium	3,010	495
Luxemburg	1,730
France	1	..	1	1	1	11,151	5,774	15,820	2,060	10,329
Italy	415	3,862	..
Austria	4,857
Native States in Arabia other than Maskat Territory and Trucial Oman	1,300	..
Peria	2,770	4,093
China (exclusive of Hongkong and Macao)	3,940
Japan	4	26,334	17	..
United States of America—										
<i>W Atlantic Coast</i>	7	13	14	11,188	9,173	74,659	1,60,304	1,69,963
<i>Pacific</i>	0,254	425
Other Foreign Countries	13	45	245	956	10	229
TOTAL FOREIGN COUNTRIES	5	..	21	15	15	91,043	53,676	1,23,847	2,13,840	2,09,530

No. 13—continued

ARTICLES, AND COUNTRIES OF CONSIGNMENT; ALSO SHARE OF EACH PROVINCE	QUANTITY					VALUE				
	1922-23	1923-24	1924-25	1925-26	1926-27	1922-23	1923-24	1924-25	1925-26	1926-27
	Tons	Tons	Tons	Tons	Tons	₹	₹	₹	₹	₹
Leather—continued										
<i>Skins, tanned or dressed (III. I)—continued</i>										
Share of Bengal	1	2	1	16	4	66,779	48,001	46,403	1,01,295	53,375
„ Bombay	14	12	19	28	18	2,23,351	2,13,235	2,64,288	2,80,247	2,51,170
„ Sind	1	4	2	..	10,469	17,538	53,036	29,655	13,055
„ Madras	1	..	16	6	..	14,485	5,927	11,525	16,900	6,385
„ Burma	4	8	9	12	11	33,685	37,382	65,214	35,343	13,663
TOTAL	20	23	49	64	33	2,42,769	2,27,188	4,40,466	5,14,078	3,53,179
Total Hides and Skins	Tons 114	Tons 116	Tons 138	Tons 171	Tons 120	6,65,479	6,95,297	6,80,300	7,67,131	6,11,541
<i>Unwrought (III. I)—</i>										
United Kingdom	Cwts. 686	Cwts. 705	Cwts. 1,008	Cwts. 1,843	Cwts. 2,032	2,21,588	1,95,427	2,63,311	3,41,513	3,78,587
Mesopotamia	27	2,413
Ceylon	1	2	5	625	79	..	4,092
Straits Settlements (including Labuan)	16	18	25	16	14	2,727	3,968	7,719	9,425	3,000
Victoria	14	50	44	44	51	5,321	9,474	10,292	7,873	5,922
New South Wales	114	10	21	14	956	9,628	1,334	2,146	1,487
Australian Commonwealth (Total)	14	164	54	65	65	6,777	19,102	11,626	9,524	7,359
Other British Possessions	21	1	..	4	..	1,083	400	125	893	20
TOTAL BRITISH EMPIRE	737	889	1,082	1,923	2,140	2,33,180	2,24,522	2,83,360	3,61,356	4,00,570
Germany	15	71	74	18	75	24,185	34,410	30,930	19,850	26,072
Netherlands	10	6	9,145	1,552
Belgium	1	2	155	2,370
France	3	2	..	1,538	160	63	1,495
Italy	9	4	1,437	1,280	14
United States of America—										
Via Atlantic Coast	27	69	277	3,190	3,882	39,471	64,143	1,36,798	2,40,967	5,31,952
„ Pacific „	1	..	23	1	6	1,318	..	5,935	1,400	4,680
Other Foreign Countries	3	..	1	..	21	800	..	107
TOTAL FOREIGN COUNTRIES	43	143	391	3,214	3,974	64,974	1,00,112	2,35,130	2,73,312	5,78,140
Share of Bengal	608	706	1,197	1,617	1,706	2,13,170	2,20,561	2,55,301	3,02,082	3,30,530
„ Bombay	79	94	133	369	1,338	35,311	30,710	70,692	1,43,709	2,73,235
„ Sind	4	26	59	20	25	10,048	20,340	22,043	9,115	16,571
„ Madras	55	32	27	3,074	2,331	34,375	15,379	15,927	67,031	1,04,730
„ Burma	34	174	63	72	164	14,459	31,154	18,677	27,731	53,544
TOTAL	780	1,032	1,473	5,142	6,114	2,93,154	3,24,634	5,13,540	6,39,659	9,78,710
<i>Leather cloth* (including artificial leather) (III. I)(a)—</i>										
United Kingdom	Cwts. 1,715	Cwts. 933	Cwts. 1,027	Sq. yards 199,334	Sq. yards 152,987	4,24,749	2,13,173	1,94,510	2,90,764	2,64,729
South Australia (including Northern Territory)	41	5,085
Victoria	1	450
Australian Commonwealth (Total)	42	5,535
Other British Possessions	3	165	44	..	20	495	239	244
TOTAL BRITISH EMPIRE	1,715	933	1,072	199,499	153,031	4,24,749	2,13,193	2,00,544	2,91,003	2,64,973
Germany	24	56	7,867	19,267	..	3,055	7,194	7,374	15,610
Belgium	415	379
France	16	1,239	..	1,800	2,937
Italy	12	19	5	1,036	3,733	4,330	4,277	3,222	1,933	7,018
Japan	10	26	1	645	140	2,443	5,846	124	729	190
Egypt†	7	6,338
United States of America—										
Via Atlantic Coast	138	266	114	29,501	63,703	39,160	76,910	13,121	54,532	4,29,033
„ Pacific „	8	76	1,105	1,304
TOTAL FOREIGN COUNTRIES	163	351	163	30,099	23,576	47,044	91,833	35,059	64,593	1,54,077

*Includes Artificial Leather from 1925-26.
 (a) Quantity recorded from 1925-26 in Sq. yards.
 † Shown as a Foreign Country from 1923-24.

ARTICLES, AND COUNTRIES OF CONSIGNMENT; ALSO SHARE OF EACH PROVINCE	QUANTITY					VALUE				
	1922-23	1923-24	1924-25	1925-26	1926-27	1922-23	1923-24	1924-25	1925-26	1926-27
Leather—continued						R	R	R	R	R
Leather Cloth* (including artificial leather) (III. I) (a)—continued	Cwts.	Cwts.	Cwts.	Sq. yards	Sq. yards					
Share of Bengal	308	260	393	87,868	79,133	1,15,081	64,475	74,348	1,21,617	1,41,103
" Bombay	1,348	674	523	33,659	1,06,049	2,87,102	1,27,687	1,05,935	1,33,144	1,67,367
" Sind	31	6	102	32,234	23,163	10,423	1,823	17,246	40,320	25,022
" Madras	159	260	59	11,815	15,965	47,504	99,653	13,275	35,138	51,459
" Burma	27	34	118	13,022	22,299	11,383	16,503	23,699	20,322	33,608
TOTAL	1,893	1,234	1,255	238,598	246,809	4,71,793	3,10,081	2,35,608	3,55,601	4,19,050
Artificial Leather (III. I)—	Cwts.	Cwts.	Cwts.							
United Kingdom	32	60	125	—	—	28,966	21,487	27,200	—	—
Other British Possessions	2	—	—	600	193	772	—	—
TOTAL BRITISH EMPIRE	34	60	125	—	—	29,566	21,680	27,972	—	—
Germany	3	17	34	—	—	1,031	4,566	4,158	—	—
Italy	14	—	—	2,501	—	—
Japan	32	5	3	—	—	6,692	1,796	1,388	—	—
United States of America— Via Atlantic Coast	87	201	275	—	—	17,387	58,041	41,293	—	—
Other Foreign Countries	1	..	—	—	..	98	126	—	—
TOTAL FOREIGN COUNTRIES	136	224	312	—	—	27,611	64,496	46,915	—	—
Share of Bengal	60	120	196	—	—	20,348	34,468	46,305	—	—
" Bombay	115	105	224	—	—	24,431	37,834	24,319	—	—
" Sind	12	2	—	—	..	2,654	424	—	—
" Madras	26	4	6	—	—	7,400	1,415	744	—	—
" Burma	19	41	12	—	—	4,998	9,805	3,095	—	—
TOTAL	220	284	437	—	—	57,177	86,176	74,897	—	—
Manufactures (excluding boots and shoes and belting for machinery)—										
Bags and trunks (III. I) —	Cwts.	Cwts.	Cwts.	Cwts.	Cwts.					
United Kingdom	128	131	167	265	341	50,334	49,888	52,187	72,428	81,146
Ceylon	3	161	46	111	110	1,223
Straits Settlements (including Labuan)	5	..	5	9	865	2,462	186	839	1,922
Hongkong	16	3	2	3	7	7,609	1,285	1,252	1,499	2,625
Other British Possessions	1	3	2	890	213	21	35	448
TOTAL BRITISH EMPIRE	145	142	169	273	362	59,800	53,894	53,757	74,911	87,372
Germany	27	26	35	12	26	10,211	10,229	7,760	3,871	7,636
Netherlands	1	..	18	71	70	3,870	..
France	1	1	25	6	330	332	613	3,376	4,325
Italy	16	1	..	6	76	5,404	404
Austria	6	..	15	6	4	1,231	..	3,380	1,144	575
China (exclusive of Hongkong and Macao)	21	5	2	1	10	5,664	1,915	210	525	1,921
Japan	9	3	20	25	21	5,599	2,270	7,737	10,265	9,484
United States of America— Via Atlantic Coast	4	2	3	12	81	2,527	849	1,790	1,992	16,479
Other Foreign Countries	2	..	5	22	400	659	50	896
TOTAL FOREIGN COUNTRIES	67	38	78	115	154	25,584	16,572	22,795	35,297	41,721

* Includes Artificial Leather from 1925-26.
(a) Quantity recorded from 1925-26 in Sq. yards.
† Included with Leathercloth from 1922-23.

No. 13—continued

ARTICLES AND COUNTRIES OF CONSIGNMENT; ALSO SHARE OF EACH PROVINCE	QUANTITY					VALUE				
	1922-23	1923-24	1924-25	1925-26	1926-27	1922-23	1923-24	1924-25	1925-26	1926-27
						₹	₹	₹	₹	₹
<i>Leather—continued</i>										
<i>Manufactures (excluding boots and shoes and belting for machinery)—continued</i>										
<i>Bags and trunks (III. I) — continued</i>	Cwts.	Cwts.	Cwts.	Cwts.	Cwts.					
Share of Bengal	49	49	50	69	123	16,997	19,452	12,619	20,140	30,510
" Bombay	56	55	73	163	123	25,390	21,162	32,576	45,446	52,179
" Sind	13	15	37	75	54	4,627	6,244	13,209	20,696	19,131
" Madras	55	11	4	15	9	12,261	2,702	2,776	6,059	4,162
" Burma	45	50	73	66	8 ²	20,259	20,906	19,079	19,487	23,119
TOTAL	212	180	247	386	316	85,384	70,466	76,582	1,10,206	1,29,093
<i>Pickers (III. I) —</i>	Cwts.	Cwts.	Cwts.	Cwts.	Cwts.					
United Kingdom	2,272	3,476	4,220	4,658	3,010	6,12,253	7,46,485	7,62,010	8,11,807	8,16,721
Hongkong	6	1,269	..
TOTAL BRITISH EMPIRE	2,272	3,476	4,220	4,664	3,010	6,12,253	7,46,485	7,62,010	8,12,676	8,16,721
Germany	38	1	3	8,305	301	62	..	665
Netherlands	50	115	248	211	402	10,342	23,536	43,214	36,214	69,302
Belgium	29	7	4,922	1,110
France	32	5	35	6,845	916	4,110
Italy	47	54	9	18	..	8,375	11,473	1,864	2,758
Austria	5	8	..	968	1,305
United States of America— Via Atlantic Coast	64	1,439
TOTAL FOREIGN COUNTRIES	88	232	334	254	478	18,647	34,619	61,594	43,375	78,810
Share of Bengal	473	1,238	2,210	2,198	1,165	1,94,567	2,23,804	3,45,698	3,32,894	1,85,986
" Bombay	1,861	2,267	2,344	2,720	2,318	5,19,266	5,46,245	4,77,908	5,23,687	7,06,654
" Madras	26	3	6,437	1,055
TOTAL	2,360	3,708	4,554	4,918	3,483	6,30,900	7,81,104	8,23,604	8,56,981	8,95,040
<i>Picking bands and straps (III. I) —</i>	Cwts.	Cwts.	Cwts.	Cwts.	Cwts.					
United Kingdom	1,973	3,240	4,098	2,469	2,777	5,89,991	7,34,364	8,36,915	5,91,089	7,72,855
Other British Possessions	1	..	3	394	..	67	109	917
TOTAL BRITISH EMPIRE	1,973	3,240	4,099	2,469	2,780	5,90,385	7,34,364	8,36,982	5,91,198	7,73,772
Germany	37	136	44	60	46	10,216	26,444	10,867	12,774	11,161
Netherlands	92	80	363	296	297	25,256	18,588	78,900	61,172	69,387
Belgium	15	15	33	14	38	4,617	3,518	9,674	3,606	7,914
France	38	49	161	3,791	11,405	25,432
Japan	2	4	4	..	3	2,615	995	407	..	457
United States of America— Via Atlantic Coast	1	..	2	16	7	365	..	680	2,904	2,030
Other Foreign Countries	24	4	77
TOTAL FOREIGN COUNTRIES	147	236	484	435	552	43,093	49,545	1,09,269	91,865	1,16,458
Share of Bengal	619	1,986	2,365	1,308	1,315	1,42,763	3,03,557	3,57,609	2,76,168	2,91,541
" Bombay	1,391	1,486	2,325	1,581	2,004	4,47,327	4,16,581	5,86,124	405,504	5,95,122
" Madras	103	3	..	14	1	25,262	3,101	146	1,733	968
" Burma	7	1	3	1	12	7,520	670	2,272	1,218	2,599
TOTAL	2,129	3,475	4,593	2,904	3,332	6,73,478	7,33,909	9,46,251	6,83,012	5,90,220

GENERAL IMPORTS

(240)

No. 13—continued

ARTICLES AND COUNTRIES OF CONSIGNMENT; ALSO SHARE OF EACH PROVINCE.	QUANTITY					VALUE				
	1922-23	1923-24	1924-25	1925-26	1926-27	1922-23	1923-24	1924-25	1925-26	1926-27
Leather—continued						R	R	R	R	R
<i>Manufactures (excluding boots and shoes and belting for machinery)—continued</i>										
Roller skins (III. D)—	Owts.	Cwts.	Owts.	Owts.	Owts.					
United Kingdom	492	811	844	662	789	9,67,484	11,88,109	10,36,824	9,04,787	8,19,562
Mesopotamia	40	..
TOTAL BRITISH EMPIRE.	492	811	844	662	789	9,67,484	11,88,109	10,36,824	9,04,827	8,19,562
Germany	2	2	1	56	..	1,886	3,329	1,084	477	..
Netherlands	4	4,268
Austria	8	1,502	..
China (exclusive of Hongkong and Macao)	3	3	..	1,500	3,555	..
United States of America— VIA Atlantic Coast	3	1	1,678	1,811
TOTAL FOREIGN COUNTRIES	5	2	5	70	1	3,386	3,329	6,302	7,212	1,811
<i>Share of Bengal</i>	<i>24</i>	<i>54</i>	<i>120</i>	<i>52</i>	<i>120</i>	<i>38,500</i>	<i>69,705</i>	<i>94,292</i>	<i>70,071</i>	<i>99,594</i>
" <i>Bombay</i>	<i>419</i>	<i>690</i>	<i>663</i>	<i>607</i>	<i>612</i>	<i>8,05,772</i>	<i>9,78,300</i>	<i>8,43,334</i>	<i>7,97,225</i>	<i>6,29,494</i>
" <i>Sind</i>	<i>..</i>	<i>..</i>	<i>3</i>	<i>1</i>	<i>..</i>	<i>..</i>	<i>..</i>	<i>934</i>	<i>333</i>	<i>..</i>
" <i>Madras</i>	<i>54</i>	<i>69</i>	<i>63</i>	<i>72</i>	<i>68</i>	<i>1,26,198</i>	<i>1,43,433</i>	<i>1,03,566</i>	<i>1,34,336</i>	<i>92,285</i>
TOTAL	497	813	849	732	790	9,70,870	11,91,438	10,42,126	9,12,039	8,21,373
Saddlery and Harness (III. D)—	Owts.	Cwts.	Owts.	Owts.	Owts.					
United Kingdom	278	343	384	548	477	1,57,135	1,26,267	1,18,265	1,43,437	1,25,981
Ceylon	3	..	4	1	2	2,155	245	762	507	450
Straits Settlements (including Labuan)	3	6	1	1	1	350	529	438	1,078	100
Hongkong	7	1,351	100	325
South Australia (including Northern Territory)	3	978	..	753	..	400
Victoria	6	5	11	13	138	8,516	4,659	11,980	8,556	19,551
New South Wales	4	3	8	7	4	1,102	2,118	4,505	2,620	4,078
Australian Commonwealth (Total)	13	8	19	20	142	10,538	6,777	17,238	11,476	24,029
Other British Possessions	1	1	2	2	..	695	1,075	415	225	195
TOTAL BRITISH EMPIRE	305	358	410	573	622	1,72,282	1,34,993	1,37,443	1,56,723	1,60,755
Germany	98	6	6	22	3	4,974	816	1,928	3,382	670
Austria	6	1,702
Egypt	8	3	..	1,054	12	20	332
Other Foreign Countries	1	4	2	3	7	941	992	977	808	1,400
TOTAL FOREIGN COUNTRIES	105	18	8	25	13	7,617	2,862	2,917	4,205	2,402
<i>Share of Bengal</i>	<i>114</i>	<i>215</i>	<i>232</i>	<i>269</i>	<i>339</i>	<i>39,309</i>	<i>49,804</i>	<i>59,350</i>	<i>64,598</i>	<i>62,851</i>
" <i>Bombay</i>	<i>226</i>	<i>123</i>	<i>103</i>	<i>280</i>	<i>260</i>	<i>97,626</i>	<i>66,707</i>	<i>43,121</i>	<i>69,826</i>	<i>67,513</i>
" <i>Sind</i>	<i>18</i>	<i>8</i>	<i>28</i>	<i>31</i>	<i>14</i>	<i>16,335</i>	<i>5,899</i>	<i>15,669</i>	<i>12,969</i>	<i>12,132</i>
" <i>Madras</i>	<i>15</i>	<i>7</i>	<i>9</i>	<i>12</i>	<i>10</i>	<i>6,760</i>	<i>5,463</i>	<i>4,376</i>	<i>3,863</i>	<i>1,917</i>
" <i>Burma</i>	<i>37</i>	<i>23</i>	<i>46</i>	<i>16</i>	<i>12</i>	<i>15,269</i>	<i>10,332</i>	<i>19,034</i>	<i>9,872</i>	<i>8,594</i>
TOTAL	410	376	418	567	635	1,79,809	1,37,855	1,40,860	1,60,923	1,53,157
Other sorts (III. I)—	Owts.	Cwts.	Owts.	Owts.	Owts.					
United Kingdom	8,528	2,395	3,756	4,036	8,434	9,14,820	5,89,205	7,64,606	6,57,446	8,01,028
Ceylon	4	3	4	2	4	2,384	586	2,244	970	1,802
Straits Settlements (including Labuan)	10	19	9	32	11	3,909	3,848	4,070	2,241	5,717

† Shown as a Foreign Country from 1923-24.

No. 13—continued

ARTICLES, AND COUNTRIES OF CONSIGNMENT; ALSO SHARE OF EACH PROVINCE	QUANTITY					VALUE				
	1922-23	1923-24	1924-25	1925-26	1926-27	1922-23	1923-24	1924-25	1925-26	1926-27
	Owts.	Owts.	Owts.	Owts.	Owts.	₹	₹	₹	₹	₹
Leather—continued										
Manufactures (excluding boots and shoes and belting for machinery)—concluded										
Other sorts (III. I)—continued										
Hongkong	27	12	11	11	1	6,848	2,821	2,660	2,250	924
Canada—										
Via Atlantic Coast	44	2,335	..
Western Australia	20	25
South Australia (including Northern Territory)	2	208
Victoria	21	20	15	1	1	4,048	2,680	2,457	810	408
New South Wales	6	12	26	567	1,295	3,514	..	10
Australian Commonwealth (Total)	29	32	41	1	1	4,248	3,975	5,971	810	441
Other British Possessions	2	1	..	2	157	674	465	70	636
TOTAL BRITISH EMPIRE	3,598	2,454	3,622	4,126	3,458	9,33,411	6,01,059	7,60,036	6,66,128	8,11,347
Sweden	98	256	39	2,079	8,560	525	13	12
Germany	427	202	409	195	318	1,28,100	65,018	63,395	49,970	39,976
Netherlands	6	50	44	19	..	1,105	11,604	3,507	3,947
Belgium	2	1	4	..	12	872	901	906	305	1,009
France	2	10	..	6	25	1,278	4,331	501	972	6,363
Switzerland	14	1	..	20,655	177	..	198	..
Italy	4	1	3	41	2	1,973	1,128	770	7,119	1,571
Austria	71	50	47	739	370	19,656	12,240	11,118	54,024	46,170
Czechoslovakia	1	9	4	149	1,420	1,794
China (exclusive of Hong- kong and Macao)	5	5	..	1	8	2,175	1,446	52	442	849
Japan	92	188	37	53	93	36,255	46,068	20,423	13,310	23,491
United States of America—										
Via Atlantic Coast	90	177	405	234	352	1,01,710	1,13,798	55,699	36,139	1,37,713
" Pacific "	1	..	1	445	..
Other Foreign Countries	44	1	..	279	187	551	398
TOTAL FOREIGN COUNTRIES	806	896	1,084	1,418	1,704	8,14,798	2,50,102	1,58,180	2,18,427	2,66,238
Share of Bengal	2,090	1,586	2,981	3,492	7,010	4,79,626	3,09,377	5,19,035	4,52,337	6,09,104
" Bombay	1,304	1,431	1,342	1,461	2,704	4,39,387	3,56,374	2,81,332	2,54,132	3,32,799
" Sind	107	60	108	167	93	44,317	24,939	39,127	50,039	30,530
" Madras	164	162	479	224	217	61,509	33,737	35,303	36,237	59,341
" Burma	239	171	296	290	133	1,32,771	1,26,234	79,439	31,780	51,391
TOTAL	4,404	3,350	4,906	5,544	10,157	12,48,209	8,51,161	9,38,216	8,34,555	10,74,635
Total Leather manufac- tures (excluding boots and shoes and belting for machinery)—	Owts.	Owts.	Owts.	Owts.	Owts.					
United Kingdom	8,671	10,396	13,469	12,688	15,623	32,92,017	34,34,318	35,70,307	31,30,444	34,17,893
Mesopotamia	1	3	3	455	1,514	645	120	141
Ceylon	7	3	8	3	9	5,150	827	3,117	1,557	3,480
Straits Settlements (includ- ing Labuan)	13	21	10	23	21	5,190	6,339	4,806	4,267	7,739

ARTICLES, AND COUNTRIES OF CONSIGNMENT; ALSO SHARE OF EACH PROVINCE	QUANTITY					VALUE				
	1922-23	1923-24	1924-25	1925-26	1926-27	1922-23	1923-24	1924-25	1925-26	1926-27
						R	R	R	R	R
Leather—continued										
<i>Total Leather manufac- tures (excluding boots and shoes and belting for machinery)—continued</i>	Owts.	Owts.	Owts.	Owts.	Owts.					
Hongkong	50	15	13	20	8	16,137	4,206	4,257	5,024	3,552
Egypt*	25
Canada—										
Via Atlantic Coast	46	2,335	..
Western Australia	3	20	103	25
South Australia (including Northern Territory)	5	..	1	1,186	..	819	..	400
Victoria	27	25	25	14	140	12,564	7,339	14,437	9,668	20,481
New South Wales	10	15	34	7	6	1,669	3,413	8,024	2,620	4,474
Queensland	30
Australian Commonwealth (Total)	42	43	61	21	146	15,469	10,915	23,280	19,286	25,380
Other British Possessions	1	2	4	1,172	275	251	250	1,344
TOTAL BRITISH EMPIRE	8,785	10,481	13,564	12,766	16,016	33,35,615	34,58,894	36,07,052	32,06,313	34,50,529
Sweden	98	256	39	2,079	3,500	525	23	12
Germany	629	373	495	345	396	1,63,692	1,06,132	90,046	70,474	60,108
Netherlands	142	201	665	569	718	35,593	43,300	1,38,058	1,04,583	1,31,696
Belgium	17	17	89	43	62	5,511	4,819	11,125	8,893	10,924
France	2	12	71	85	229	1,603	5,546	16,750	21,799	50,040
Switzerland	14	1	..	20,555	177	..	198	..
Italy	4	43	57	66	31	1,973	..	12,319	13,737	4,819
Austria	83	55	62	753	332	22,589	9,509	14,943	56,670	48,050
Hungary	13,214
Czechoslovakia	1	9	4	149	..	28	1,429	1,794
China (exclusive of Hong- kong and Macao)	29	11	3	6	18	9,333	3,661	407	4,768	2,770
Japan	103	195	61	78	117	44,469	49,333	18,622	23,575	23,437
Egypt*	8	3	..	1,099	12	50	496
United States of America—										
Via Atlantic Coast	96	245	500	317	942	1,05,381	1,16,356	56,416	93,143	1,58,103
" Pacific "	1	..	1	..	82	448	..
Other Foreign Countries	1	44	6	162	383	726	561	1,159
TOTAL FOREIGN COUNTRIES	1,218	1,421	1,993	2,317	2,897	4,13,125	3,57,039	3,60,057	4,00,381	5,08,999
Share of Bengal	3,369	5,228	7,658	7,288	10,132	3,22,141	10,45,999	13,37,533	12,26,208	12,22,356
" Bombay	5,751	6,151	6,745	6,312	3,086	23,96,378	22,35,269	22,53,663	20,03,650	23,33,131
" Sind	138	83	176	274	161	65,779	36,332	68,939	33,442	62,143
" Madras	417	195	555	337	295	2,54,523	1,39,541	1,46,026	1,31,277	1,49,672
" Burma	328	245	423	372	239	2,09,919	1,58,242	1,10,393	1,12,117	86,156
TOTAL	10,003	11,902	15,557	15,083	18,913	37,48,740	33,15,933	39,67,109	36,06,694	39,63,528

* Shown as a Foreign Country from 1923-24.

No. 13—continued

ARTICLES, AND COUNTRIES OF CONSIGNMENT; ALSO SHARE OF EACH PROVINCE	QUANTITY					VALUE				
	1922-23	1923-24	1924-25	1925-26	1926-27	1922-23	1923-24	1924-25	1925-26	1926-27
						₹	₹	₹	₹	₹
Leather—continued										
<i>Total value of Leather—</i>										
United Kingdom	—	—	—	—	—	43,61,775	43,39,832	44,46,822	42,05,569	43,16,772
Gibraltar	—	—	—	—	—	1,956	..
Mesopotamia	—	—	—	—	—	2,183	5,319	545	120	2,554
Ceylon	—	—	—	—	—	1,06,809	1,10,271	1,18,927	1,26,615	1,23,842
Straits Settlements (including Labuan)	—	—	—	—	—	13,915	20,401	19,219	14,239	16,123
Hongkong	—	—	—	—	—	16,157	4,286	17,145	5,024	3,552
Egypt†	—	—	—	—	—	925	—	—	—	—
Natal	—	—	—	—	—	1,152	500	310
Kenya Colony	—	—	—	—	—	1,108	466	193	1,227	777
Canada— Vid Atlantic Coast	—	—	—	—	—	143	2,335	244
Western Australia	—	—	—	—	—	20	163	26
South Australia (including Northern Territory)	—	—	—	—	—	1,186	..	5,905	1,566	400
Victoria	—	—	—	—	—	27,053	22,042	30,433	23,755	32,023
New South Wales	—	—	—	—	—	2,975	13,041	13,551	6,920	7,691
Queensland	—	—	—	—	—	30
Australian Commonwealth (Total)	—	—	—	—	—	31,264	35,246	49,533	31,650	40,144
Other British Possessions	—	—	—	—	—	95	1,031	30	150	890
TOTAL BRITISH EMPIRE	—	—	—	—	—	45,27,423	45,17,332	46,53,353	43,33,935	45,04,899
Sweden	—	—	—	—	—	2,079	3,560	525	23	12
Germany	—	—	—	—	—	2,32,337	1,76,961	1,63,915	1,39,340	1,40,000
Netherlands	—	—	—	—	—	25,763	43,535	1,48,268	1,21,072	1,36,240
Belgium	—	—	—	—	—	6,121	4,819	11,125	13,375	14,668
Luxemburg	—	—	—	—	—	1,730
France	—	—	—	—	—	13,089	22,012	41,331	23,921	65,451
Switzerland	—	—	—	—	—	20,555	177	..	108	..
Italy	—	—	—	—	—	13,149	13,786	17,443	20,812	11,640
Austria	—	—	—	—	—	22,589	17,571	15,008	56,670	48,950
Czechoslovakia	—	—	—	—	—	195	..	28	1,429	1,794
Native States in Arabia other than Maskat Territory and Trucial Oman	—	—	—	—	—	1,300	..
Persia	—	—	—	—	—	2,932	4,123	124	8	355
Java	—	—	—	—	—	14,670	4,861	229
China (exclusive of Hong- kong and Macao)	—	—	—	—	—	13,303	3,661	407	4,768	2,770
Japan	—	—	—	—	—	1,04,396	56,975	20,144	24,321	33,734
Egypt†	—	—	—	—	—	—	1,345	3,031	50	496
United States of America— Vid Atlantic Coast	—	—	—	—	—	2,17,377	3,54,775	3,26,306	5,72,461	10,05,502
.. Pacific	—	—	—	—	—	2,425	6,254	6,492	1,849	5,984
Other Foreign Countries	—	—	—	—	—	..	314	667	562	304
TOTAL FOREIGN COUNTRIES	—	—	—	—	—	7,01,920	7,14,789	8,23,146	9,80,159	14,67,930
<i>Share of Bengal</i>	—	—	—	—	—	12,26,225	14,79,951	19,51,422	13,59,356	20,29,043
.. Bombay	—	—	—	—	—	31,63,416	29,74,172	23,24,226	26,26,067	31,48,960
.. Sind	—	—	—	—	—	96,719	79,227	1,83,333	1,66,241	1,21,121
.. Madras	—	—	—	—	—	4,73,747	4,35,417	3,04,244	4,49,151	4,39,004
.. Burma,	—	—	—	—	—	2,79,168	2,72,294	2,27,522	2,53,279	2,34,036
TOTAL†	—	—	—	—	—	52,29,343	52,32,121	54,76,499	53,69,094	59,72,829

† Shown as a Foreign Country from 1923-24.

GENERAL IMPORTS

(244)

No. 13—continued

ARTICLES, AND COUNTRIES OF CONSIGNMENT; ALSO SHARE OF EACH PROVINCE	QUANTITY					VALUE				
	1922-23	1923-24	1924-25	1925-26	1926-27	1922-23	1923-24	1924-25	1925-26	1926-27
Liquors, including denatured and Perfumed Spirits—						R	R	R	R	R
<i>Ale, beer, and porter—</i>										
<i>Ale and Beer (in Bottle) (L. D)—</i>	Gals.	Gals.	Gals.	Gals.	Gals.					
United Kingdom	602,120	538,657	643,892	731,105	915,102	23,44,338	19,88,308	20,08,598	21,88,173	26,96,033
Mesopotamia	565	324	1,655	668	..
Ceylon	174	1,146	187	86	1,259	1,289	2,693	571	322	1,424
Straits Settlements (including Labuan)	1,591	159	288	456	71	6,379	971	1,526	1,651	357
Zanzibar and Pemba	388	1,940
Canada—										
<i>Via Atlantic Coast</i>	350	1,370
<i> " Pacific "</i>	14	116
South Australia (including Northern Territory).	4,470	640	22,425	2,300
Victoria	460	1,220	2,468	2,547	7,091	1,948	4,569	8,135	7,763	23,877
Tasmania	24	144
New South Wales	901	905	3,524	2,892
<i>Australian Commonwealth (Total)</i>	4,954	2,761	3,373	2,547	7,091	24,517	10,483	11,027	7,763	23,877
Other British Possessions	258	91	300	46	42	1,565	360	948	125	172
TOTAL BRITISH EMPIRE	609,466	542,814	648,023	734,564	922,655	23,79,524	19,97,815	20,26,260	21,48,702	27,21,863
Denmark	3,543	4,177	3,632	18,398	8,076	14,743	14,811	10,154	51,525	21,486
Germany	660,248	890,753	1,111,022	1,050,399	1,068,153	19,56,728	22,37,988	27,43,135	27,10,001	29,71,868
Netherlands	83,169	81,181	71,478	158,147	158,244	3,15,228	2,32,325	1,88,255	3,63,725	3,50,650
Belgium	1,361	397	126	5,370	3,214	4,800	757	335	12,561	6,963
France	557	477	920	124	1,426	2,305	1,291	2,211	288	2,941
Italy	77	973	2,249	434	3,893	125	4,519	5,949	842	10,192
Austria	806	528	1,259	193	1,198	2,168	1,459	2,512	867	3,144
Czechoslovakia	380	1,832	996	5,558	..
China (exclusive of Hong-kong and Macao)	1,175	5,250	..
Japan	104,751	89,817	131,395	98,946	145,960	2,91,569	1,94,049	2,37,774	1,70,618	2,63,030
United States of America—										
<i>Via Atlantic Coast</i>	355	..	1	1,582	..	1
Other Foreign Countries	65	57	178	79	227	457	566	694	301	844
TOTAL FOREIGN COUNTRIES	854,982	1,058,365	1,822,635	1,335,099	1,890,996	25,89,835	26,88,265	31,92,016	38,21,556	36,41,018
Share of Bengal	440,917	536,641	592,762	630,956	684,712	13,82,019	14,31,237	14,43,310	13,89,517	16,89,841
<i> Bombay</i>	370,415	352,699	421,374	463,067	534,419	10,98,722	9,40,516	10,07,573	11,21,414	13,29,959
<i> Sind</i>	197,533	191,578	301,691	371,366	297,207	7,37,497	5,68,017	3,11,190	10,25,285	9,79,407
<i> Madras</i>	64,035	83,159	111,104	128,305	162,335	1,87,535	2,38,784	2,98,821	3,32,610	4,20,772
<i> Burma</i>	401,568	437,102	545,627	637,489	645,478	16,83,536	15,07,476	16,57,382	16,31,432	19,43,892
TOTAL	1,464,398	1,601,179	1,971,558	2,069,663	2,814,651	49,69,859	46,86,080	52,18,276	54,70,258	63,62,831
Ale and Beer (in Bulk) (L. D)—	Gals.	Gals.	Gals.	Gals.	Gals.					
United Kingdom	1,112,370	1,096,763	1,187,591	1,234,001	1,275,243	26,59,745	24,67,434	24,71,040	22,52,536	19,69,039
Other British Possessions	50	208	..	200	..	123	400	..	400
TOTAL BRITISH EMPIRE	1,112,370	1,096,813	1,187,799	1,234,001	1,275,443	26,59,745	24,67,557	24,71,440	22,52,536	19,69,439

No. 13—continued

ARTICLES, AND COUNTRIES OF CONSIGNMENT; ALSO SHARE OF EACH PROVINCE	QUANTITY					VALUE				
	1922-23	1923-24	1924-25	1925-26	1926-27	1922-23	1923-24	1924-25	1925-26	1926-27
<i>Liquors, including denatured and Perfumed Spirits—continued</i>						R	R	R	R	R
<i>Ale, beer, and porter—continued</i>										
<i>Ale and Beer (in Bulk) (X. D)</i> —continued	Gals.	Gals.	Gals.	Gals.	Gals.					
Germany	745	4,098	10,490	8,456	19,004	1,725	11,498	25,508	20,504	42,756
Netherlands	1,277	1,755	1,485	4,003	6,142	6,384	3,078	2,502	7,350	10,380
Belgium	2,308	..	270	2,130	4,174	4,878	..	410	4,410	7,558
Italy	846	1,911
Austria	463	1,048
Japan	1,600	3,120	..
Other Foreign Countries	285	..	127	458	..	975
TOTAL FOREIGN COUNTRIES	4,415	6,753	18,839	16,270	27,537	12,932	14,568	31,827	35,492	61,669
<i>Share of Bengal</i>	<i>306,196</i>	<i>293,690</i>	<i>256,335</i>	<i>5,408</i>	<i>300,862</i>	<i>7,71,063</i>	<i>7,50,885</i>	<i>6,08,691</i>	<i>5,95,644</i>	<i>4,70,957</i>
<i>„ Bombay</i>	<i>407,829</i>	<i>423,058</i>	<i>390,437</i>	<i>231,100</i>	<i>496,778</i>	<i>8,25,509</i>	<i>9,34,069</i>	<i>8,35,812</i>	<i>6,35,033</i>	<i>6,90,139</i>
<i>„ Sind</i>	<i>313,865</i>	<i>313,128</i>	<i>476,118</i>	<i>415,677</i>	<i>364,925</i>	<i>7,67,395</i>	<i>6,00,385</i>	<i>9,16,973</i>	<i>8,39,128</i>	<i>6,80,108</i>
<i>„ Madras</i>	<i>53,335</i>	<i>54,546</i>	<i>72,248</i>	<i>433,235</i>	<i>138,299</i>	<i>1,20,030</i>	<i>1,00,714</i>	<i>1,51,846</i>	<i>1,77,679</i>	<i>1,77,517</i>
<i>„ Burma</i>	<i>25,620</i>	<i>14,144</i>	..	<i>114,970</i>	<i>3,120</i>	<i>38,180</i>	<i>35,477</i>	..	<i>7,541</i>	<i>6,395</i>
TOTAL	1,116,765	1,103,566	1,201,638	1,250,280	1,302,985	20,72,677	24,82,180	25,08,267	22,83,028	20,81,101
<i>Stout and Porter (in Bottle) (X. D)—</i>	Gals.	Gals.	Gals.	Gals.	Gals.					
United Kingdom	116,980	108,475	126,718	141,267	160,048	7,06,887	5,80,871	5,67,547	6,67,512	7,30,460
Straits Settlements (including Labuan).	9	36	22	468	..	136	245	106	1,835	..
Victoria	12	4	60	21
Tasmania	2,301	9,174
New South Wales	14	..	1	92	..	12
Australian Commonwealth (Total).	26	..	1	..	2,301	152	21	12	..	9,174
Other British Possessions	176	47	60	10	10	1,156	812	188	45	49
TOTAL BRITISH EMPIRE	117,191	108,562	126,801	141,745	162,359	7,06,221	5,81,440	5,67,853	6,60,392	7,46,683
Denmark	808	2,725
Germany	3,647	2,905	1,460	2,988	8,579	12,279	9,045	3,028	8,834	9,334
Netherlands	44	431	396	675	2,189	263	1,382	1,330	2,278	4,567
Japan	5	..	1,557	..	4,282	29	..	5,269	..	8,675
Other Foreign Countries	61	147	70	..	181	665	470	416	..	903
TOTAL FOREIGN COUNTRIES	3,757	4,291	3,483	3,613	10,181	18,236	14,422	10,643	11,107	23,679
<i>Share of Bengal</i>	<i>34,180</i>	<i>30,008</i>	<i>33,575</i>	<i>33,363</i>	<i>38,809</i>	<i>1,98,541</i>	<i>1,55,697</i>	<i>1,63,351</i>	<i>1,33,065</i>	<i>1,59,021</i>
<i>„ Bombay</i>	<i>37,227</i>	<i>34,352</i>	<i>29,282</i>	<i>38,652</i>	<i>38,919</i>	<i>2,07,879</i>	<i>1,66,579</i>	<i>1,20,323</i>	<i>1,71,401</i>	<i>1,56,598</i>
<i>„ Sind</i>	<i>19,001</i>	<i>15,943</i>	<i>17,997</i>	<i>17,184</i>	<i>22,000</i>	<i>1,23,354</i>	<i>89,663</i>	<i>87,252</i>	<i>78,145</i>	<i>95,186</i>
<i>„ Madras</i>	<i>6,703</i>	<i>5,912</i>	<i>6,321</i>	<i>3,522</i>	<i>7,047</i>	<i>37,116</i>	<i>32,192</i>	<i>25,615</i>	<i>36,336</i>	<i>29,427</i>
<i>„ Burma</i>	<i>23,867</i>	<i>26,638</i>	<i>39,109</i>	<i>47,158</i>	<i>65,765</i>	<i>1,46,727</i>	<i>1,51,517</i>	<i>1,71,945</i>	<i>2,20,552</i>	<i>3,30,136</i>
TOTAL	120,948	112,853	130,284	145,358	172,540	7,18,517	5,95,871	5,78,496	6,60,499	7,80,363
<i>Stout and Porter (in Bulk) (X. D)—</i>	Gals.	Gals.	Gals.	Gals.	Gals.					
United Kingdom	10,326	19,985	34,814	32,806	29,868	25,548	46,810	86,106	70,515	46,058
Other British Possessions	110	520
TOTAL BRITISH EMPIRE	10,326	19,195	34,814	32,806	29,868	25,548	46,830	86,106	70,515	46,058
TOTAL FOREIGN COUNTRIES	12	238	4	47	658	5
<i>Share of Bengal</i>	<i>1,724</i>	<i>3,380</i>	<i>13,064</i>	<i>16,328</i>	<i>5,980</i>	<i>6,643</i>	<i>8,898</i>	<i>46,160</i>	<i>38,567</i>	<i>9,910</i>
<i>„ Bombay</i>	<i>5,054</i>	<i>8,306</i>	<i>3,279</i>	<i>10,506</i>	<i>14,012</i>	<i>10,343</i>	<i>23,366</i>	<i>22,806</i>	<i>20,116</i>	<i>19,063</i>
<i>„ Sind</i>	<i>3,560</i>	<i>6,780</i>	<i>7,330</i>	<i>6,120</i>	<i>9,380</i>	<i>3,110</i>	<i>13,080</i>	<i>17,120</i>	<i>22,100</i>	<i>17,090</i>
<i>„ Madras</i>	..	169	970
<i>„ Burma</i>	..	80	516
TOTAL	10,338	19,195	34,814	33,044	29,872	25,596	46,830	86,106	71,183	46,063

GENERAL IMPORTS

ARTICLES, AND COUNTRIES OF CONSIGNMENT; ALSO SHARE OF EACH PROVINCE	QUANTITY					VALUE				
	1922-23	1923-24	1924-25	1925-26	1926-27	1922-23	1923-24	1924-25	1925-26	1926-27
						R	R	R	R	R
Liquors, including denatured and Perfumed Spirits—continued										
Total Ale, beer, and porter—	Gals.	Gals.	Gals.	Gals.	Gals.					
United Kingdom	1,841,796	1,762,060	1,098,015	2,130,170	2,380,356	57,33,468	50,77,923	51,33,286	51,08,736	54,47,590
Mesopotamia	200	..	778	324	200	1,237	..	2,055	608	400
Ceylon	224	1,229	161	87	1,269	1,540	2,993	650	328	1,473
Straits Settlements (including Labuan)	1,600	195	290	924	71	6,515	1,216	1,632	3,486	357
Zanzibar and Pemba	388	1,940
Canada—										
Via Atlantic Coast	350	1,370
" Pacific "	14	116
South Australia (including Northern Territory)	4,470	640	22,425	2,300
Victoria	472	1,224	2,468	2,547	7,091	2,008	4,500	8,135	7,763	23,377
Tasmania	24	2,301	144	9,174
New South Wales	14	1,011	906	92	4,044	2,904
Australian Commonwealth (Total)	4,930	2,876	3,374	2,547	9,392	24,669	11,024	11,039	7,763	33,051
Other British Possessions	189	105	336	36	42	1,183	500	1,057	107	172
TOTAL BRITISH EMPIRE	1,849,358	1,767,884	1,098,337	2,143,097	2,391,330	57,70,098	50,98,656	51,51,659	51,21,088	54,83,043
Foreign Countries—										
Denmark	3,543	4,938	3,632	18,395	8,676	14,743	17,536	10,154	51,525	21,486
Germany	664,640	888,656	1,122,972	1,062,031	1,090,826	10,70,792	22,59,426	27,72,266	27,40,097	30,23,958
Netherlands	84,502	83,897	73,359	162,915	164,575	3,21,942	2,37,182	1,92,087	3,73,357	3,75,497
Belgium	3,754	401	396	7,500	7,383	9,673	769	745	16,980	14,521
France	568	479	920	124	1,554	2,371	1,303	2,211	238	3,940
Italy	77	978	3,095	434	3,898	125	4,519	7,360	842	10,192
Austria	806	644	1,722	198	1,202	2,168	1,701	3,556	887	3,149
Czechoslovakia	380	1,832	996	5,558	..
Java	99	65	208	47	328	965	703	884	163	1,519
China (exclusive of Hong-kong and Macao)	1,175	5,250	..
Japan	104,756	89,817	132,952	100,546	150,243	2,91,598	1,94,049	2,43,043	1,78,738	2,71,905
United States of America—										
Via Atlantic Coast	355	..	1	1,562	..	1
Other Foreign Countries	16	17	320	51	29	91	62	684	105	204
TOTAL FOREIGN COUNTRIES	863,116	1,069,409	1,389,957	1,355,248	1,428,713	26,16,050	27,17,255	32,34,486	33,63,380	37,26,371
Share of Bengal	782,917	863,719	904,536	912,342	1,030,363	23,58,365	23,46,767	22,61,532	21,62,133	23,29,729
" Bombay	320,535	318,915	349,963	377,792	1,082,123	22,42,953	20,65,123	19,36,524	20,17,964	21,99,359
" Sina	533,959	532,409	503,636	327,335	694,013	16,41,156	13,31,145	18,32,430	19,37,658	17,71,766
" Madras	114,063	143,786	195,673	250,297	298,131	3,44,631	3,72,590	4,76,292	6,46,825	6,27,716
" Burma	460,995	477,964	534,736	590,029	714,363	17,98,493	16,95,236	18,29,327	18,35,633	22,80,333
TOTAL	2,712,469	2,836,793	3,338,294	3,498,345	3,820,043	83,86,148	78,10,911	83,86,145	84,89,068	92,09,414
Wider and other fermented liquors (K. D)—	Gals.	Gals.	Gals.	Gals.	Gals.					
United Kingdom	10,211	9,499	12,668	12,277	9,966	72,020	63,891	74,574	72,105	58,232
Other British Possessions	62	5	18	13	..	467	71	55	35	..
TOTAL BRITISH EMPIRE	10,273	9,504	12,686	12,290	9,966	72,487	63,962	74,629	72,230	58,232

No. 13—continued

ARTICLES, AND COUNTRIES OF CONSIGNMENT; ALSO SHARE OF EACH PROVINCE	QUANTITY					VALUE				
	1922-23	1923-24	1924-25	1925-26	1926-27	1922-23	1923-24	1924-25	1925-26	1926-27
Liquors, including Denatured and Perfumed Spirits—continued						R	R	R	R	R
Cider and other fermented liquors (I. D)—continued	Gals.	Gals.	Gals.	Gals.	Gals.					
Netherlands	800	2,056
Other Foreign Countries	18	19	4	134	16	100	135	36	470	55
TOTAL FOREIGN COUNTRIES	18	19	804	134	16	100	135	2,062	470	55
Share of Bengal	2,235	2,161	3,806	2,470	2,903	15,487	13,523	30,320	14,335	15,743
.. Bombay	3,861	4,790	5,003	4,775	2,300	24,425	33,071	33,671	34,374	11,790
.. Sind	2,433	1,035	1,902	2,671	1,833	19,461	6,746	11,150	16,547	10,362
.. Madras	1,226	1,128	1,307	1,511	2,137	3,861	7,311	8,194	10,472	11,656
.. Burma	531	409	472	697	809	6,343	3,441	3,398	4,971	5,377
TOTAL	10,291	9,523	13,490	12,424	9,932	72,587	64,097	76,721	72,700	50,387
Spirit—										
Brandy (I. D)—	Gals.	Gals.	Gals.	Gals.	Gals.					
United Kingdom	11,090	14,630	9,851	12,846	21,779	3,18,475	3,33,808	2,27,837	2,51,676	3,41,724
Malta and Gozo	361	6,561
Palestine	70	1,400
Mesopotamia	5	8	75	119	378	1,235
Ceylon	24	93	31	33	20	789	1,008	1,516	631	546
Straits Settlements (including Labuan)	49	1,048	123	274	137	1,354	1,971	3,063	7,194	4,947
Egypt†	278	4,804
Other British Possessions	31	24	40	36	3	1,323	760	1,064	1,073	150
TOTAL BRITISH EMPIRE	11,638	15,803	10,095	13,186	22,016	3,33,485	3,37,920	2,34,680	2,60,574	3,43,618
Denmark	115	107	261	403	202	2,268	2,464	5,619	8,666	4,141
Germany	41,524	50,509	51,486	47,557	50,628	3,04,424	3,45,095	3,13,861	2,65,224	2,77,225
Netherlands	1,069	654	1,341	681	584	12,341	3,154	5,642	6,296	5,926
Belgium	210	291	267	4	105	4,451	7,455	5,875	81	1,458
France	206,558	273,860	316,660	348,392	330,185	24,24,532	25,40,592	40,43,538	39,23,312	44,61,234
Italy	38	..	226	5	74	12	13	4,081	72	1,374
Portugal	180	235	1	41	5	2,241	7,617	15	480	62
Greece	95	10	1,630	132	..
Java	12,487	6,836	13,200	7,692	5,300	22,622	7,917	13,970	8,243	6,010
China (exclusive of Hongkong and Macao)	272	1,130
Egypt†	..	56	186	50	140	..	1,042	2,500	487	1,833
Other Foreign Countries	9	7	17	42	76	519	313	547	639	1,549
TOTAL FOREIGN COUNTRIES	262,190	332,605	384,015	406,336	447,208	39,44,460	39,24,662	43,08,458	42,13,631	47,60,563
Share of Bengal	42,936	64,396	76,660	33,335	26,030	7,28,336	7,35,133	9,32,246	8,19,794	9,71,516
.. Bombay	145,470	163,959	183,292	158,734	179,853	19,63,640	20,22,537	18,59,942	16,47,437	19,73,976
.. Sind	23,224	45,926	61,305	71,935	75,898	5,45,734	5,77,532	3,16,409	9,09,123	9,20,491
.. Madras	22,998	23,534	31,961	41,170	44,633	3,25,140	2,22,503	3,23,543	3,72,520	3,83,470
.. Burma	33,751	46,493	55,391	64,258	73,105	6,18,032	6,34,723	7,00,993	7,29,366	8,64,730
TOTAL	274,028	343,403	394,110	413,572	460,224	41,77,945	42,02,582	46,33,133	44,79,205	51,09,131

† Shown as a Foreign Country from 1923-24.

ARTICLES, AND COUNTRIES OF CONSIGNMENT; ALSO SHARE OF EACH PROVINCE	QUANTITY					VALUE				
	1922-23	1923-24	1924-25	1925-26	1926-27	1922-23	1923-24	1924-25	1925-26	1926-27
Liquors, including denatured and Perfumed Spirits—continued										
<i>Spirits—continued</i>										
Gin (I. D)—	Gals.	Gals.	Gals.	Gals.	Gals.					
United Kingdom	68,526	74,448	79,367	81,476	92,888	9,10,084	8,24,766	8,46,844	7,67,982	8,73,807
Ceylon	15	55	11	14	4	369	1,226	208	247	49
Straits Settlements (including Labuan)	447	805	284	130	160	2,667	1,937	1,747	080	977
Natal	3	..	374	44	..	6,600
Other British Possessions	35	8	10	12	18	640	311	259	206	276
TOTAL BRITISH EMPIRE	69,026	74,816	80,046	81,632	92,670	9,13,804	8,28,240	8,55,748	7,69,414	8,75,109
Germany	551	826	1,089	2,186	2,200	5,908	8,193	10,121	17,350	12,875
Netherlands	8,050	8,981	9,855	10,765	12,282	78,892	80,642	76,790	83,426	93,636
Belgium	169	95	91	28	95	2,645	896	1,075	144	652
France	8	501	366	217	927	46	8,330	3,942	1,497	8,293
Other Foreign Countries	12	18	24	32	29	274	206	459	597	533
TOTAL FOREIGN COUNTRIES	8,785	10,366	10,925	13,238	15,533	87,700	92,772	92,327	1,03,594	1,15,989
Share of Bengal	19,435	22,943	25,437	25,595	29,495	1,93,475	2,07,081	2,22,121	2,15,079	2,59,148
" Bombay	30,985	30,483	30,378	33,780	34,019	4,33,445	3,64,956	3,53,486	3,29,002	3,12,761
" Sind	11,801	13,199	15,008	14,834	19,023	1,57,507	1,59,226	1,72,057	1,57,449	2,08,391
" Madras	7,353	9,704	11,069	12,108	15,153	1,20,471	1,04,171	1,18,011	95,782	1,29,335
" Burma	8,328	8,348	9,141	8,743	10,808	91,666	85,578	82,400	75,696	89,462
TOTAL	77,811	85,182	90,971	94,860	108,103	10,01,564	9,21,012	9,48,075	8,73,008	9,91,098
Liqueurs (I. D)—	Gals.	Gals.	Gals.	Gals.	Gals.					
United Kingdom	3,614	4,378	3,294	4,087	4,600	1,10,551	1,18,628	91,445	1,08,591	1,11,373
Ceylon	26	29	59	37	5	639	762	1,809	536	127
Mesopotamia	139	61	2,574	1,901
Egypt†	1	42
Natal	39	99	5	6	48	1,040	2,102	135	117	805
Other British Possessions	17	30	29	20	5	609	1,292	1,021	629	153
TOTAL BRITISH EMPIRE	3,836	4,597	3,387	4,150	4,658	1,15,455	1,24,685	94,410	1,04,873	1,12,548
Russia—										
Northern Russia	25	7	63	720	202	1,770	..
Sweden	28	13	..	69	4	731	800	..	1,526	117
Denmark	1,015	1,112	899	986	896	24,700	24,592	19,304	20,219	18,917
Germany	735	443	465	804	1,106	14,413	10,783	11,993	20,385	12,417
Netherlands	832	726	645	984	784	18,923	16,500	14,520	18,940	13,923
Belgium	327	49	96	99	117	11,897	873	2,733	4,385	2,157

† Shown as a Foreign Country from 1923-24.

No. 13—continued

ARTICLES, AND COUNTRIES OF CONSIGNMENT; ALSO SHARE OF EACH PROVINCE	QUANTITY					VALUE				
	1922-23	1923-24	1924-25	1925-26	1926-27	1922-23	1923-24	1924-25	1925-26	1926-27
<i>Liquors, including denatured and Perfumed Spirits—continued</i>						R	R	R	R	R
<i>Spirit—continued</i>										
<i>Liqueurs (L. D)—continued</i>	Gals.	Gals.	Gals.	Gals.	Gals.					
France	5,683	6,498	7,206	10,067	10,663	1,44,308	1,07,863	1,20,377	1,38,093	1,46,702
Italy	44	51	146	148	105	1,425	2,114	3,736	2,892	3,036
Austria	40	..	120	41	27	342	12	1,251	800	595
Japan	13	..	29	407	..	1,256
Egypt	—	20	63	..	5	—	660	1,050	..	180
United States of America—										
<i>Via Atlantic Coast</i>	36	344	181	217	137	1,578	15,218	6,671	8,685	6,086
Other Foreign Countries	66	27	63	35	3	1,670	831	1,324	787	76
TOTAL FOREIGN COUNTRIES	8,806	9,308	9,904	13,588	113,866	2,20,082	1,80,266	1,88,463	2,15,682	2,04,431
<i>Share of Bengal</i>	4,193	6,495	6,321	7,668	7,705	1,03,127	1,82,023	1,42,199	1,55,339	1,43,900
" <i>Bombay</i>	3,741	2,315	2,535	3,021	2,827	1,04,770	55,706	53,499	61,400	44,029
" <i>Sind</i>	3,071	2,554	2,831	4,649	4,967	85,063	40,960	40,967	77,290	76,916
" <i>Madras</i>	463	720	925	1,242	1,406	10,143	10,083	20,412	21,206	36,252
" <i>Burma</i>	1,174	1,821	679	1,123	1,539	32,429	39,514	10,790	14,814	20,313
TOTAL	12,642	13,905	13,201	17,683	18,524	3,35,537	3,04,951	2,77,878	3,20,555	3,10,979
<i>Rum (L. D)—</i>	Gals.	Gals.	Gals.	Gals.	Gals.					
United Kingdom	5,510	4,874	5,083	6,163	5,886	62,041	50,574	48,128	52,725	50,101
Natal	2	120	11	2,400
British West India Islands	333	1,360	..	3	..
Other British Possessions	9	16	21	40	..	344	203	539	659	9
TOTAL BRITISH EMPIRE	5,519	5,223	5,104	6,205	6,006	62,385	52,637	48,667	53,398	52,510
Germany	6,568	13,408	14,349	13,342	11,834	46,643	82,671	62,952	67,230	59,636
Netherlands	310	320	2,748	1,045
Belgium	91	2,000
France	126	260	262	320	524	1,872	3,124	2,816	2,868	4,184
Java	124,719	103,818	105,022	91,896	96,969	1,74,079	1,39,075	1,10,045	1,05,669	1,23,695
United States of America—										
<i>Via Atlantic Coast</i>	201	3	1,764	51
Cuba	110	1,159
Other Foreign Countries	61	8	13	..	8	749
TOTAL FOREIGN COUNTRIES	132,015	117,919	119,633	105,068	109,439	2,81,114	2,23,938	2,05,813	1,75,775	1,88,263
<i>Share of Bengal</i>	67,249	41,933	37,918	30,521	50,306	24,911	63,495	54,706	46,675	37,563
" <i>Bombay</i>	21,925	24,242	24,142	21,135	16,998	1,97,521	1,19,291	1,11,110	92,142	83,585
" <i>Sind</i>	796	671	929	1,318	1,273	3,703	7,173	9,247	10,344	12,096
" <i>Madras</i>	501	1,052	98	437	629	3,654	5,235	934	3,469	4,341
" <i>Burma</i>	57,063	55,194	61,610	67,222	46,126	33,595	35,426	78,433	70,543	53,288
TOTAL	137,584	123,142	124,737	111,263	115,444	2,93,499	2,30,075	2,04,469	2,20,173	2,49,773

†Shown as a Foreign Country from 1923-24.

GENERAL IMPORTS

(250)

No. 13—continued

ARTICLES, AND COUNTRIES OF CONSIGNMENT; ALSO SHARE OF EACH PROVINCE	QUANTITY					VALUE				
	1922-23	1923-24	1924-25	1925-26	1926-27	1922-23	1923-24	1924-25	1925-26	1926-27
Liquors, including Dena- tured and Perfumed Spirits—continued						R	R	R	R	R
<i>Spirits—continued</i>	Gals.	Gals.	Gals.	Gals.	Gals.					
Whisky (L. D)—										
United Kingdom	579,479	509,142	503,005	549,032	532,222	1,17,93,300	95,96,298	90,97,000	98,48,942	80,46,655
Gibraltar	4	709	84	11,070	..
Aden and Dependencies	159	227	26	63	7	4,188	5,155	625	1,094	193
Mesopotamia	14	201	1,634	..	7	392	7,217	7,823	..	120
Ceylon	50	42	44	232	42	1,400	1,104	1,107	4,664	857
Straits Settlements (includ- ing Labuan)	16	962	2,178	2,026	122	557	20,146	44,644	42,826	4,836
Canada—										
Vid Atlantic Coast	99	99	1,479	1,050
South Australia (including Northern Territory)	1	28	..
Victoria	326	3,182
New South Wales	9	301
<i>Australian Commonwealth (Total)</i>	326	..	9	1	..	3,182	..	301	28	..
Other British Possessions	75	1	20	52	3	1,845	48	566	958	60
TOTAL BRITISH EMPIRE	580,218	510,565	506,920	552,114	532,502	1,18,06,343	96,29,968	91,52,152	94,09,582	80,53,771
Germany	18,162	14,250	18,604	8,676	9,700	1,07,848	91,956	1,14,304	54,123	59,897
Netherlands	903	623	541	239	142	10,395	4,373	2,391	703	464
Belgium	140	957	626	48	..	1,750	16,250	12,636	1,160
France	22	146	351	6,125	21	480	2,899	2,600	1,01,619	1,045
Italy	493	9,622	2	..
Java	159	1,060	229	9	284	545	1,627	2,681	195	2,546
United States of America— Vid Atlantic Coast	527	3	53	7,098	48	412
„ Pacific „	1	85
Other Foreign Countries	4	26	6	37	125	115	799	212	925	1,927
TOTAL FOREIGN COUNTRIES	14,777	16,248	21,181	15,712	10,324	1,26,476	1,03,452	1,48,060	1,70,203	67,486
Share of Bengal	203,223	184,930	181,301	196,803	177,623	38,91,385	33,76,559	31,75,470	32,06,741	28,55,118
„ Bombay	167,779	123,488	136,611	132,673	135,342	32,75,046	23,92,760	24,07,263	21,60,375	21,67,726
„ Sind	116,337	99,618	111,596	125,310	120,173	26,23,385	19,34,260	20,07,636	22,44,976	21,64,019
„ Madras	49,003	42,647	43,348	52,688	44,700	9,62,186	7,58,417	7,42,040	8,53,708	7,06,837
„ Burma	58,583	66,330	55,246	61,347	64,983	11,64,317	12,22,424	9,67,814	10,12,485	11,33,563
TOTAL	594,995	526,813	528,101	567,826	542,826	1,10,32,819	97,33,420	93,00,212	95,79,785	90,21,257
Spirit, present in drugs, medicines, or chemicals (III. C)—										
	Gals.	Gals.	Gals.	Gals.	Gals.					
United Kingdom	46,244	49,863	49,068	56,448	61,737	13,41,717	13,95,077	13,71,416	15,30,417	17,93,119
Ceylon	96	36	49	108	110	791	1,167	1,259	1,022	3,321
Straits Settlements (includ- ing Labuan)	67	154	111	207	207	3,055	4,302	5,840	6,083	20,047
Hongkong	699	388	350	1,302	159	35,397	36,090	35,850	16,222	13,369
Other British Possessions	19	6	1	53	13	655	106	44	826	407
TOTAL BRITISH EMPIRE	47,125	50,446	49,578	58,118	62,235	13,81,675	14,87,732	14,14,409	15,65,425	18,30,753

No. 13—continued

ARTICLES, AND COUNTRIES OF CONSIGNMENT; ALSO SHARE OF EACH PROVINCE	QUANTITY					VALUE				
	1922-23	1923-24	1924-25	1925-26	1926-27	1922-23	1923-24	1924-25	1925-26	1926-27
Liquors, including denatured and Perfumed Spirits—continued										
<i>Spirit—continued</i>										
<i>Spirit, present in drugs, medicines, or chemicals (III. C)—continued</i>										
	Gals.	Gals.	Gals.	Gals.	Gals.	R	R	R	R	R
Germany	3,119	2,978	2,685	3,583	5,322	70,554	62,465	59,531	72,461	1,20,273
Netherlands	675	229	512	145	175	12,183	5,384	13,558	3,735	3,649
Belgium	156	218	1,161	1,146	2,065	4,199	4,376	27,131	23,347	43,987
France	2,898	6,932	9,515	19,726	17,634	81,124	1,71,059	2,29,700	4,14,276	2,39,654
Spain	168	3,905
Italy	1,298	727	1,228	999	872	24,493	11,475	21,152	17,259	17,234
Austria	512	260	739	505	721	10,080	6,506	13,076	10,053	12,312
China (exclusive of Hongkong and Macao)	4	25	292	596	21	205	1,400	2,377	6,804	1,651
Japan	47	118	139	34	64	1,394	1,324	298	307	953
United States of America—										
Via Atlantic Coast	22,420	31,618	34,098	41,000	42,393	8,36,519	9,26,939	11,50,762	12,21,693	12,88,969
" Pacific "	1	6	..	1	66	15	430	8	53	1,060
Other Foreign Countries	67	1	1	71	48	852	59	41	1,478	1,102
TOTAL FOREIGN COUNTRIES	31,197	43,107	50,361	67,876	69,549	10,42,621	11,91,908	15,17,684	17,71,471	18,40,519
Share of Bengal	29,396	36,261	37,622	50,306	51,413	19,92,225	17,62,272	11,24,776	14,26,879	14,52,539
" Bombay	27,506	34,013	39,030	48,875	53,915	7,29,297	9,45,743	11,63,669	12,41,413	15,05,338
" Sind	3,973	2,926	3,999	3,385	5,264	1,94,539	72,847	99,399	1,07,494	1,29,441
" Madras	8,662	13,023	9,711	9,744	16,634	1,98,779	2,95,222	2,39,253	2,17,062	3,69,172
" Burma	7,975	7,165	9,587	12,884	7,058	2,88,624	2,50,195	3,09,268	3,45,063	2,17,742
TOTAL	78,322	93,553	99,949	125,994	131,784	24,24,236	26,29,640	29,32,043	33,98,606	36,71,272
Spirit, perfumed (III. V)—	Gals.	Gals.	Gals.	Gals.	Gals.					
United Kingdom	13,057	5,928	6,946	9,813	5,320	6,95,172	6,08,913	6,20,142	6,23,306	5,60,768
Mesopotamia	36	..	150	6,980	..	18,010
Ceylon	21	20	11	10	4	3,247	2,802	1,686	723	548
Straits Settlements (including Labuan)	32	50	44	29	27	3,541	6,018	5,207	2,638	2,887
Hongkong	21	24	19	294	8	1,067	756	1,332	2,661	539
Natal	31	278	3	..	1	1,883	17,942	124	42	17
Zanzibar and Pemba	16	2	2,256	1247
South Australia (including Northern Territory)	16	211	..	2
Victoria	44	29	2,133	..	5	..
New South Wales	5	..	2	..
Australian Commonwealth (Total)	..	44	16	29	2,133	371	7	2
Other British Possessions	4	32	..	3	53	489	498	82	191	806
TOTAL BRITISH EMPIRE	13,218	6,371	7,139	7,119	5,415	7,14,764	6,24,177	6,46,794	6,31,463	5,65,181
Germany	3,651	3,994	3,418	3,691	4,187	1,77,950	1,63,151	1,31,261	1,63,137	1,99,928
Netherlands	204	44	204	138	1,169	13,437	2,116	3,971	2,067	32,541
Belgium	91	127	75	192	235	8,859	7,792	4,331	6,612	12,427
France	2,429	3,179	4,646	7,549	6,065	1,51,951	2,03,137	2,11,554	4,86,446	5,13,450
Switzerland	1	..	5	3	..	25	..	355	1,794	..
Italy	56	18	5	3	..	1,340	1,013	442	381
Austria	5	63	38	12	11	696	2,236	2,744	923	1,483
Java	11	40	44	833	4,310	6,234	..
China (exclusive of Hongkong and Macao)	7	2	..	980	30	319	87	15	8,016	680
Japan	49	33	23	10	7	5,602	4,929	1,897	1,202	261
United States of America—										
Via Atlantic Coast	90	746	331	146	220	21,580	34,153	36,472	29,823	31,096
" Pacific "	109	10
Other Foreign Countries	9	2	8	3	3	220	39	1,050	198	454
TOTAL FOREIGN COUNTRIES	6,535	8,257	8,805	12,763	11,933	3,30,739	4,69,839	5,04,474	7,30,637	7,92,410
Share of Bengal	3,254	3,777	4,338	4,354	4,897	1,26,307	2,92,841	2,92,325	3,11,661	3,72,352
" Bombay	13,607	7,230	7,321	3,573	7,227	4,25,173	4,57,359	4,20,640	5,05,343	4,79,937
" Sind	624	620	663	323	307	47,999	54,803	68,359	75,832	67,687
" Madras	517	907	673	759	1,271	37,335	55,475	47,154	62,752	83,360
" Burma	2,152	2,044	2,144	3,337	2,035	2,20,936	2,27,941	2,97,000	4,16,313	3,43,701
TOTAL	19,754	14,623	15,994	19,832	17,343	10,95,503	11,94,016	11,51,268	12,62,100	12,47,591

GENERAL IMPORTS

(252)

No. 18—continued

ARTICLES AND COUNTRIES OF CONSIGNMENT; ALSO SHARE OF EACH PROVINCE	QUANTITY					VALUE				
	1922-23	1923-24	1924-25	1925-26	1926-27	1922-23	1923-24	1924-25	1925-26	1926-27
Liquors, including denatured and Perfumed Spirits—contd.									R	R
<i>Spirit—continued</i>										
Denatured—										
Imported direct (III. E) (a)—				Gals.	Gals.					
TOTAL BRITISH EMPIRE .	—	—	—	27	20	—	—	—	167	157
United States of America: Via Atlantic Coast.	—	—	—	2,813	—	—	—	—	3,925	—
Other Foreign Countries .	—	—	—	16	113	—	—	—	388	742
TOTAL FOREIGN COUNTRIES .	—	—	—	2,829	113	—	—	—	4,263	742
Share of Bengal	—	—	—	13	14	—	—	—	68	98
„ Bombay	—	—	—	22	90	—	—	—	379	635
„ Sind	—	—	—	4	4	—	—	—	25	41
„ Madras	—	—	—	4	25	—	—	—	33	233
„ Burma	—	—	—	2,813	—	—	—	—	3,925	2
TOTAL	—	—	—	2,856	133	—	—	—	4,430	899
Denatured at Custom House im- mediately on arrival before clearance (III. E) (a)—				Gals.	Gals.					
United Kingdom	—	—	—	2	23	—	—	—	30	371
Germany	—	—	—	84	4,500	—	—	—	106	7,176
Netherlands	—	—	—	..	10,021	—	—	—	..	15,433
France	—	—	—	..	2,394	—	—	—	..	3,082
Roumania	—	—	—	..	2,832	—	—	—	..	3,912
Java	—	—	—	479,959	641,514	—	—	—	7,01,900	9,35,822
Cuba	—	—	—	..	320	—	—	—	..	520
TOTAL FOREIGN COUNTRIES .	—	—	—	480,048	661,581	—	—	—	7,02,006	9,65,895
Share of Bengal	—	—	—	239,719	366,323	—	—	—	3,95,663	5,70,725
„ Bombay	—	—	—	213,404	245,494	—	—	—	2,63,513	3,16,586
„ Sind	—	—	—	5,976	21,738	—	—	—	3,965	20,291
„ Madras	—	—	—	13,947	18,333	—	—	—	19,180	24,564
„ Burma	—	—	—	6,999	19,806	—	—	—	9,765	24,180
TOTAL	—	—	—	480,045	661,504	—	—	—	7,02,088	9,66,266

(a) Separately recorded from 1925-26.

No. 13—continued

ARTICLES, AND COUNTRIES OF CONSIGNMENT; ALSO SHARE OF EACH PROVINCE	QUANTITY					VALUE				
	1922-23	1923-24	1924-25	1925-26	1926-27	1922-23	1923-24	1924-25	1925-26	1926-27
Liquors, including denatured and Perfumed Spirits—continued										
<i>Total Spirit, denatured (III. B)—</i>	Gals.	Gals.	Gals.	Gals.	Gals.	Rs	Rs	Rs	Rs	Rs
United Kingdom	200	151	138	29	43	11,553	1,056	785	245	523
Straits Settlements (including Labuan)	1,917	6	6,840	27
Hongkong	8,588	24,724
Other British Possessions	30	9	31	..	3	..
TOTAL BRITISH EMPIRE	6,655	187	138	29	43	43,135	1,134	785	247	523
Germany	20	..	14	..	4,509	82	..	76	..	7,243
Netherlands	91	1	7	..	10,095	695	7	15	..	15,579
France	17	2,484	937	3,857
Austria	21,611	27,360
Roumania	2,832	3,912
Java	381,133	340,872	325,222	482,772	641,514	5,91,779	4,65,665	4,43,500	7,06,825	9,35,932
China (exclusive of Hongkong and Macao)	886	5,650
United States of America—Via Atlantic Coast	7,952	3,600	5,000	18,233	13,741	20,908
Other Foreign Countries	87	..	100	320	..	175	..	444	820
TOTAL FOREIGN COUNTRIES	390,054	366,171	330,243	482,872	6,61,694	6,17,401	5,06,955	4,64,499	7,06,269	9,66,637
Share of Bengal	212,773	199,781	151,406	239,732	356,347	3,37,076	3,95,710	3,35,433	3,98,731	5,70,233
„ Bombay	160,153	166,538	166,325	213,426	245,534	2,43,537	2,12,220	2,16,452	2,63,892	3,17,121
„ Sind	15,288	9	5	5,989	21,742	26,220	20	46	3,900	30,342
„ Madras	24	..	14	13,951	13,253	123	1	75	19,213	24,797
„ Burma	6,466	37	12,631	9,312	19,806	49,533	73	13,273	13,600	24,122
TOTAL	395,709	366,358	330,331	482,901	661,737	6,60,536	5,06,089	4,66,234	7,06,616	9,67,166
Other sorts (L. D)—	Gals.	Gals.	Gals.	Gals.	Gals.					
United Kingdom	10,523	16,847	16,620	20,006	21,215	5,92,629	8,43,611	7,72,133	7,71,231	8,06,317
Mesopotamia	225	580	17	32	..	11,729	20,037	220	1,450	..
Ceylon	18,584	13,213	6,253	4,573	5,375	51,392	31,993	15,073	13,946	17,615
Straits Settlements (including Labuan)	2,244	1,773	905	767	1,030	16,933	12,927	4,859	4,731	12,619
Hongkong	12,034	10,140	7,033	6,357	7,123	77,016	62,776	39,723	45,370	55,349
Fiji Islands	31	1,006	..
Other British Possessions	2	5	22	3	13	66	425	1,307	100	707
TOTAL BRITISH EMPIRE	43,617	42,668	30,855	32,274	34,796	7,49,770	9,71,324	8,33,370	8,33,056	9,63,107
Germany	537	6,496	1,392	756	1,191	9,730	43,639	23,633	14,216	31,707
Netherlands	129	2,005	352	1,952	7,329	4,925	46,170	31,631	37,071	41,190
Belgium	1	35	52	62	49	31	1,114	1,347	633	337
France	374	412	715	357	1,430	12,654	10,375	20,337	14,530	37,166
Switzerland	26	13	31	73	..	1,100	411	2,336	2,330
Italy	71	33	119	92	746	1,234	1,229	2,635	3,032	6,390
Java	17,019	33,646	19,513	20,953	15,413	25,616	37,305	29,633	22,573	14,301
China (exclusive of Hongkong and Macao)	12,040	9,526	6,957	6,175	7,023	32,900	63,334	54,407	49,417	56,936
United States of America—Via Atlantic Coast	436	360	511	7,733	2,303	19,531	12,422	13,392	59,016	65,246
„ Pacific „	1	1	1	36	..	32	50	23	1,131
Other Foreign Countries	14	5	3	30	57	209	104	169	295	1,233
TOTAL FOREIGN COUNTRIES	30,721	52,550	30,730	33,647	35,705	1,66,923	2,22,375	1,33,450	2,03,372	2,79,167
Share of Bengal	2,333	3,003	2,903	9,133	2,373	1,01,357	1,49,741	1,29,355	1,33,243	1,10,952
„ Bombay	15,933	2,001	21,397	14,133	16,929	2,31,254	3,24,469	3,24,564	3,66,172	3,62,043
„ Sind	2,372	29,309	4,255	3,502	3,720	1,31,221	3,49,565	1,79,321	2,01,474	1,53,174
„ Madras	23,392	23,624	14,531	21,903	23,167	1,30,332	1,33,353	1,22,904	1,15,333	1,57,659
„ Burma	27,302	24,635	13,434	17,140	23,797	3,32,664	3,17,051	2,50,676	2,24,166	4,72,446
TOTAL	74,333	94,613	61,585	70,921	70,501	9,06,693	11,94,699	10,16,320	10,41,958	12,62,274

GENERAL IMPORTS

(254)

No. 13—continued

ARTICLES AND COUNTRIES OF CONSIGNMENT: ALSO SHARE OF EACH PROVINCE	QUANTITY					VALUE				
	1922-23	1923-24	1924-25	1925-26	1926-27	1922-23	1923-24	1924-25	1925-26	1926-27
Liquors, including dematured and Perfumed Spirits—continued						R	R	R	R	R
Spirits—continued										
Total Spirits—	Gals.	Gals.	Gals.	Gals.	Gals.					
United Kingdom	733,248	679,761	673,352	736,897	7,45,190	1,58,35,522	1,37,68,626	1,30,75,780	1,34,62,165	1,35,64,392
Gibraltar	52	777	1	1,617	12,037	20
Malta and Gozo	361	6,561
Aden and Dependencies	210	269	39	85	67	5,995	7,284	1,030	1,768	1,121
Mesopotamia	435	853	1,313	32	95	22,164	29,791	26,371	1,450	1,569
Ceylon	18,619	13,529	6,463	5,018	5,569	58,758	40,243	22,555	22,701	23,072
Straits Settlements (including Labuan)	4,774	4,303	3,651	3,464	1,718	35,084	47,634	65,557	65,655	45,966
Hongkong	16,341	10,553	7,413	8,424	7,299	1,39,193	99,670	77,030	64,564	70,837
Egypt *	319	6,121
Natal	94	373	383	11	160	3,643	20,084	6,885	229	3,312
Zanzibar and Pemba	16	..	2	..	2	2,356	..	25	..	124
Canada—										
Via Atlantic Coast	99	101	1,479	1,060
British West India Islands	383	..	24	2	..	1,360	..	630	200
South Australia (including Northern Territory)	10	17	5	150	261	182	2
Victoria	330	47	1	..	1	3,320	2,253	60	5	10
New South Wales	1	3	28	..	1	21	154	1,447	3	70
Australian Commonwealth (Total)	331	60	46	5	2	3,341	2,557	1,763	190	32
Fiji Islands	31	1,009	..
Other British Possessions	5	42	103	64	26	534	508	2,397	1,325	850
TOTAL BRITISH EMPIRE	780,652	710,076	693,322	754,827	760,241	1,61,20,756	1,40,18,317	1,32,81,015	1,36,33,062	1,37,12,125
Russia—										
Northern Russia	25	7	63	720	202	1,770	..
Sweden	25	13	..	70	20	731	305	..	1,556	473
Norway	30	..	8	8	45	1,109	..	125	408	1,032
Denmark	1,131	1,219	1,160	1,989	1,114	27,003	26,355	24,923	28,391	23,526
Germany	69,917	92,999	94,002	30,675	90,727	7,99,592	3,07,988	7,47,737	7,00,190	7,36,865
Netherlands	12,263	13,533	13,457	14,904	32,500	1,55,519	1,60,291	1,53,708	1,52,737	2,06,607
Belgium	1,045	955	2,699	2,147	2,717	34,032	23,756	59,747	44,693	62,728
France	218,110	291,768	339,721	392,773	429,973	33,23,094	40,51,380	47,35,914	50,38,591	55,15,294
Spain	5	6	2	2	189	134	200	55	26	4,122
Portugal	235	242	1	119	5	3,591	7,339	15	1,789	53
Switzerland	1	27	29	36	93	92	1,163	1,151	4,290	3,736
Italy	1,451	872	2,230	1,251	1,326	27,484	16,171	42,279	23,787	23,769
Austria	561	21,937	333	593	773	11,199	36,296	17,071	12,241	15,133
Roumania	2,332	3,912
Greece	108	31	6	1,710	343	..
Java	535,523	436,316	463,353	602,891	759,344	3,15,747	6,53,575	6,13,675	3,48,443	10,32,655
Siam	1	11	..	43	..	43	1,023	160	493
China (exclusive of Hongkong and Macao)	12,337	9,559	7,521	7,752	7,074	39,072	70,411	57,929	64,267	59,267
Japan	116	152	135	71	173	7,397	6,829	2,956	1,333	3,333
Egypt *	100	249	65	200	..	2,371	3,550	589	2,759
United States of America—										
Via Atlantic Coast	31,714	36,677	40,121	49,191	45,114	3,06,393	10,52,613	12,33,205	13,18,622	14,10,244
" Pacific "	1	7	1	2	103	115	462	58	31	2,293
Cuba	197	320	..	1,334	520
Other Foreign Countries	3	6	46	31	55	227	159	1,140	791	431
TOTAL FOREIGN COUNTRIES	835,031	956,531	965,797	1,155,075	1,375,250	67,07,531	69,20,767	76,98,173	82,98,134	93,15,465

* Shown as a Foreign Country from 1923-24.

No. 13—continued

ARTICLES, AND COUNTRIES OF CONSIGNMENT: ALSO SHARE OF EACH PROVINCE	QUANTITY					VALUE				
	1922-23	1923-24	1924-25	1925-26	1926-27	1922-23	1923-24	1924-25	1925-26	1926-27
Liquors, including denatured and Perfumed Spirits—continued										
<i>Spirit—continued</i>										
<i>Total Spirit—continued</i>										
<i>Share of Bengal</i>	Gals.	Gals.	Gals.	Gals.	Gals.	R	R	R	R	R
<i>Share of Bengal</i>	576,191	563,674	534,261	648,992	777,336	67,13,531	64,31,309	63,14,625	67,12,647	63,34,839
<i>Bombay</i>	586,851	571,329	596,571	634,450	635,224	76,49,556	68,96,243	69,66,616	66,61,632	72,42,632
<i>Sind</i>	183,295	193,916	300,600	336,642	282,767	37,44,167	31,67,041	33,93,331	34,93,792	37,72,366
<i>Madras</i>	116,418	125,171	112,275	154,082	164,306	17,32,214	15,91,636	16,14,437	17,61,910	18,46,720
<i>Burma</i>	203,578	212,517	225,472	237,736	256,858	29,32,849	28,72,266	26,91,285	28,04,216	33,24,833
TOTAL	1,665,123	1,666,607	1,659,119	1,909,002	2,135,491	2,22,22,327	2,09,20,084	2,09,70,163	2,19,20,196	2,29,27,590
Wines—										
<i>Champagne and other sparkling wines (L. D)—</i>	Gals.	Gals.	Gals.	Gals.	Gals.					
<i>United Kingdom</i>	4,087	4,614	5,000	4,878	5,065	1,56,004	1,45,661	1,75,273	1,41,575	1,48,074
<i>Ceylon</i>	66	26	3	..	9	1,688	1,146	60	10	308
<i>South Australia (including Northern Territory)</i>	80	..	4	3	21	838	..	140	55	270
<i>Victoria</i>	11	160	..	2	4	353	4,800	..	30	108
<i>New South Wales</i>	1	..	1	4	2	62	..	78	30	60
<i>Australian Commonwealth (Total)</i>	92	160	5	9	27	1,252	4,800	213	124	447
<i>Other British Possessions</i>	23	80	12	63	15	1,112	1,283	624	1,399	234
TOTAL BRITISH EMPIRE	4,268	4,880	5,020	4,950	5,186	1,60,057	1,52,012	1,76,070	1,43,108	1,49,112
Germany	1,095	689	1,832	1,305	2,357	25,859	14,979	48,154	23,076	42,952
Netherlands	286	440	1,290	1,210	1,370	6,955	9,854	24,237	18,834	28,041
Belgium	3,955	5,147	3,859	3,371	2,466	1,55,257	1,79,698	2,08,866	93,651	67,695
France	7,211	3,705	11,168	19,346	20,687	2,59,432	2,74,967	3,08,968	5,22,527	5,61,072
Portugal	..	22	122	1	200	4,610	6	..
Switzerland	..	39	42	744	1,458
Italy	443	380	454	239	279	9,772	6,633	5,832	4,506	3,549
Other Foreign Countries	79	60	31	4	35	5,075	1,286	1,265	60	489
TOTAL FOREIGN COUNTRIES	13,069	15,482	23,796	25,476	27,094	4,50,950	4,88,276	6,21,399	6,67,960	7,04,293
Share of Bengal	5,389	6,130	11,085	10,100	10,622	1,63,983	1,90,323	2,02,453	2,07,378	2,69,287
<i>Bombay</i>	6,312	7,993	11,626	9,546	10,507	2,31,374	2,28,000	3,63,967	2,64,985	2,37,455
<i>Sind</i>	2,443	2,911	2,542	5,223	4,395	1,16,997	74,265	29,777	1,69,760	1,67,919
<i>Madras</i>	1,137	1,398	1,545	2,292	2,075	40,745	59,306	49,435	62,399	72,913
<i>Burma</i>	1,565	2,232	2,507	3,239	4,031	44,803	64,809	90,772	65,646	76,730
TOTAL	17,297	20,312	29,416	30,426	32,220	6,17,007	6,41,186	8,67,460	8,11,063	8,83,510

GENERAL IMPORTS

(256)

No. 13—continued

ARTICLES, AND COUNTRIES OF CONSIGNMENT; ALSO SHARE OF EACH PROVINCE	QUANTITY					VALUE				
	1922-23	1923-24	1924-25	1925-26	1926-27	1922-23	1923-24	1924-25	1925-26	1926-27
Liquors, including denatured and Perfumed Spirits—continued						R	R	R	R	R
Wines—continued										
Port (L. D)—	Gals.	Gals.	Gals.	Gals.	Gals.					
United Kingdom	36,463	29,555	35,350	31,322	30,322	6,15,631	4,27,216	4,83,466	4,37,217	4,51,359
Gibraltar	661	786	1,239	1,028	1,476	10,481	11,440	18,423	16,274	25,076
Mesopotamia	55	4	1,200	144
Straits Settlements (including Labuan)	4	7	2	63	34	70	194	57	1,149	770
Kenya Colony	119	..	8	8	8	1,500	..	56	100	81
Other British Possessions	66	22	81	204	14	1,475	415	507	2,296	222
TOTAL BRITISH EMPIRE	37,368	30,324	36,630	32,625	31,854	6,30,357	4,39,409	5,07,509	4,57,086	4,78,168
Germany	94	181	70	281	243	1,374	1,832	631	1,950	1,989
Netherlands	264	53	40	1	186	1,421	715	400	6	1,818
Belgium	100	..	146	117	..	1,250	..	1,002	1,002	..
France	460	1,116	711	546	481	5,742	13,379	9,421	4,828	5,774
Spain	440	376	649	830	595	6,040	5,457	6,172	5,101	4,414
Portugal	2,270	6,810	9,464	10,441	18,101	29,706	72,637	82,358	1,00,668	1,26,022
Italy	94	..	119	70	52	1,103	..	633	490	400
Other Foreign Countries	5	53	26	4	117	83	815	450	90	389
TOTAL FOREIGN COUNTRIES	3,727	9,089	11,225	12,290	14,680	46,719	94,885	1,02,017	1,14,130	1,40,786
Share of Bengal	14,599	13,349	14,576	16,066	16,304	2,53,273	1,89,275	1,93,498	2,01,449	2,17,396
" <i>Bombay</i>	14,098	13,359	13,037	11,344	11,977	2,16,910	1,81,054	2,39,078	1,33,082	1,51,743
" <i>Sind</i>	5,923	4,986	5,975	3,740	3,525	1,09,069	77,139	82,828	1,23,978	1,31,601
" <i>Madras</i>	3,911	4,151	5,035	4,535	5,023	45,125	35,373	46,090	45,017	51,165
" <i>Burma</i>	2,564	3,068	4,132	4,230	4,705	53,599	51,403	43,032	62,660	68,548
TOTAL	41,095	39,413	47,355	44,915	46,534	6,77,076	5,34,294	6,09,526	5,71,166	6,18,954
Still red wines, other than port (L. D)—	Gals.	Gals.	Gals.	Gals.	Gals.					
United Kingdom	17,449	14,814	14,229	14,892	16,488	2,06,306	1,52,600	1,49,963	1,39,180	1,57,692
Gibraltar	100	..	110	208	517	2,600	..	1,107	4,114	7,931
Palestine	103	..	62	300	480	350	..	426	1,347	1,461
Ceylon	21	112	374	96	4	470	956	2,948	841	53
Straits Settlements (including Labuan)	20	12	199	20	..	300	201	1,016	216	..
Egypt	1,034	12,239
South Australia (including Northern Territory)	933	1,930	1,056	1,377	1,975	5,226	9,919	5,047	6,470	3,754
Victoria	86	1	30	28	20	1,196	17	359	319	273
New South Wales	3	..	10	175	137	56	..	197	805	675
Australia Commonwealth (Total)	1,022	1,931	1,096	1,580	2,132	6,478	9,936	5,603	7,594	3,707
Other British Possessions	35	48	30	198	27	457	986	366	876	184
TOTAL BRITISH EMPIRE	19,894	16,962	16,169	17,352	19,648	2,30,230	1,64,679	1,61,429	1,54,168	1,76,925

† Shown as a Foreign Country from 1923-24.

No. 13—continued

ARTICLES, AND COUNTRIES OF CONSIGNMENT; ALSO SHARE OF EACH PROVINCE	QUANTITY					VALUE				
	1922-23	1923-24	1924-25	1925-26	1926-27	1922-23	1923-24	1924-25	1925-26	1926-27
Liquors, including denatured and Perfumed Spirits—continued										
Wines—continued										
Still red wines, other than port (L. D)—continued	Gals.	Gals.	Gals.	Gals.	Gals.	R	R	R	R	R
Germany	2,090	4,428	2,751	3,095	3,704	19,301	23,518	18,453	20,478	26,127
Netherlands	697	940	566	420	664	5,593	8,248	5,863	4,461	6,939
Belgium	224	234	396	804	798	6,486	4,457	6,397	12,157	11,939
France	14,514	14,832	12,948	21,205	16,431	1,62,958	1,41,296	1,18,037	1,24,265	1,09,811
Spain	5,210	7,908	7,631	7,579	11,008	22,156	31,577	21,441	23,078	26,807
Portugal	1,866	1,490	1,961	1,314	1,075	7,237	9,659	13,915	7,880	6,378
Italy	568	1,639	1,092	3,138	4,595	5,766	15,395	9,661	22,500	58,064
Native States in Arabia other than Muscat Territory and Trucial Oman	8	2	198	56	30	3,600
Japan	10	71	107	145	233	123	723	651	963	1,628
Egypt†	111	980	195	724	..	1,076	2,190	795	4,907
United States of America— Via Atlantic Coast	88	1,392
Other Foreign Countries	71	56	102	75	128	709	830	1,051	078	958
TOTAL FOREIGN COUNTRIES	25,250	31,752	29,625	37,972	39,518	2,20,329	2,36,781	2,04,627	2,22,688	2,57,153
Share of Bengal	8,351	10,769	7,651	11,395	10,472	71,872	79,419	55,962	69,496	69,004
“ Bombay	17,359	18,978	19,727	21,042	23,942	1,74,823	1,39,635	1,32,743	1,60,936	2,12,642
“ Sind	3,496	2,843	3,702	4,932	4,392	44,200	27,257	39,262	55,295	41,992
“ Madras	6,795	8,202	7,898	7,822	10,753	47,618	43,622	37,130	36,345	46,795
“ Burma	9,143	7,904	6,747	9,632	9,605	1,12,346	63,680	51,258	61,091	62,636
TOTAL	45,144	48,714	45,725	55,324	59,166	4,50,569	4,01,400	3,65,250	3,82,261	4,34,081
Sherry, Madeira, and Marsala (L. D)—	Gals.	Gals.	Gals.	Gals.	Gals.					
United Kingdom	17,637	15,130	17,123	20,958	22,262	2,39,904	2,39,552	2,54,050	2,33,701	3,22,724
Gibraltar	1,378	2,030	3,626	2,314	2,323	22,819	39,461	50,261	33,484	34,379
Mesopotamia	61	16	1,744	504
Ceylon	10	39	1	53	29	277	1,129	12	812	642
South Australia (including Northern Territory)	273	400	360	139	442	2,037	2,573	1,411	958	2,024
Victoria	4	45	..
New South Wales	1	45
Australian Commonwealth (Total)	273	400	361	143	442	2,037	2,573	1,466	703	2,024
Other British Possessions	69	75	4	60	..	792	1,199	110	360	..
TOTAL BRITISH EMPIRE	19,472	17,690	21,117	23,523	25,056	3,17,623	2,74,418	3,05,895	2,19,010	2,60,299
Germany	391	554	376	265	458	3,617	3,664	3,355	1,631	3,327
Netherlands	41	87	93	..	276	592	1,401	1,395	..	1,471
Belgium	97	63	67	46	..	1,216	615	836	724	..
France	430	1,251	447	1,217	734	5,201	11,217	5,006	8,791	7,970
Spain	595	1,021	1,355	1,462	1,843	7,608	12,772	16,272	16,148	22,414
Portugal	20	40	123	133	99	150	620	1,363	1,627	1,670
Italy	130	453	119	90	180	1,404	5,044	1,560	331	1,029
Other Foreign Countries	2	41	162	1	4	62	618	1,235	15	131
TOTAL FOREIGN COUNTRIES	1,706	3,510	2,767	2,214	3,529	19,345	35,951	31,532	29,517	37,912
Share of Bengal	6,146	6,420	6,427	6,120	9,465	36,754	74,032	31,329	77,554	1,20,918
“ Bombay	3,372	3,897	19,423	10,455	9,235	1,23,926	1,42,116	1,52,843	1,26,243	1,27,266
“ Sind	4,216	3,008	3,220	6,656	5,758	77,314	60,555	52,231	30,495	37,369
“ Madras	1,730	2,212	2,612	2,802	3,320	22,379	25,346	20,558	29,133	39,947
“ Burma	684	665	1,177	1,704	367	10,985	3,300	11,438	14,502	12,142
TOTAL	21,178	21,200	23,864	26,737	28,645	3,27,468	3,10,369	3,27,427	3,48,522	3,98,181

† Shown as a Foreign Country from 1923-24.

ARTICLES, AND COUNTRIES OF CONSIGNMENT; ALSO SHARE OF EACH PROVINCE	QUANTITY					VALUE				
	1922-23	1923-24	1924-25	1925-26	1926-27	1922-23	1923-24	1924-25	1925-26	1926-27
Liquors, including denatured and Perfumed Spirits—continued						R	R	R	R	R
Wines—continued										
Still white wines, other than Sherry, Madeira, and Marsala (L. D)—	Gals.	Gals.	Gals.	Gals.	Gals.					
United Kingdom	648	1,124	1,202	1,725	1,264	10,582	16,009	16,469	17,260	13,803
Gibraltar	2	..	74	44	..	1,207
Palatine	565	3,008	..
Mesopotamia	53	1,092
Egypt*	914	—	—	—	—	4,470	—	—	—	—
South Australia (including Northern Territory)	330	65	2	..	133	1,739	345	50	..	665
Victoria	5	4	..	53	..
New South Wales	4	13	65	179
Australian Commonwealth (Total)	330	69	15	5	133	1,739	414	229	53	665
Other British Possessions	20	89	10	65	..	246	1,599	190	528	6
TOTAL BRITISH EMPIRE	1,914	1,335	1,301	2,360	1,397	17,061	19,114	18,695	20,842	13,974
Germany	597	412	460	517	1,228	5,359	3,692	6,835	6,098	16,461
Netherlands	257	275	573	682	1,181	4,260	3,454	6,079	7,149	15,329
Belgium	698	370	643	363	112	14,640	6,676	10,659	5,253	1,665
France	1,561	4,069	7,090	6,604	3,035	22,336	53,220	70,205	55,646	56,187
Spain	1,371	937	818	2,291	3,315	6,005	4,390	2,576	6,373	11,566
Portugal	15	..	36	..	798	75	..	435	..	3,792
Switzerland	9	108	70	86	80	87	1,067	550	330	715
Italy	114	262	509	81	789	820	2,325	2,363	555	4,430
Japan	129	96	58	30	104	1,136	474	276	162	863
Egypt*	—	..	117	16	9	—	..	645	68	114
Other Foreign Countries	13	42	4	25	..	60	389	76	180	..
TOTAL FOREIGN COUNTRIES	4,764	6,471	10,383	10,694	15,701	54,773	75,687	1,01,799	81,814	1,11,122
Share of Bengal	211	1,207	1,913	1,691	3,146	3,142	13,132	22,091	14,566	13,946
„ Bombay	4,301	3,689	5,259	3,429	4,266	46,444	49,530	63,100	32,359	42,213
„ Sind	752	896	1,798	3,312	2,515	10,702	3,882	19,940	32,076	30,066
„ Madras	699	576	367	2,617	5,071	4,038	6,476	7,353	13,021	23,257
„ Burma	315	1,438	1,342	2,065	2,101	7,433	16,731	7,410	10,634	10,613
TOTAL	6,678	7,906	11,684	13,054	17,098	71,359	94,901	1,19,894	1,02,656	1,25,096
Other sorts (including Vermouth and Ginger wine) (L. D)—	Gals.	Gals.	Gals.	Gals.	Gals.					
United Kingdom	11,437	13,424	13,772	12,735	10,371	1,44,303	1,42,243	1,70,434	1,28,269	1,01,101
Gibraltar	190	..	105	1,867	..	960
Ceylon	29	148	199	77	36	472	1,246	2,462	959	882
Straits Settlements (including Labuan)	10	14	145	47	4	116	212	1,556	449	67
Hongkong	492	..	1,713	299	2	5,964	..	7,100	1,500	10
Kenya Colony	141	..	6	1,172	..	30
Egypt*	247	—	—	—	—	1,365	—	—	—	—
Other British Possessions	34	45	132	28	31	469	765	1,013	320	100
TOTAL BRITISH EMPIRE	12,249	13,631	21,297	13,136	11,055	1,52,639	1,44,466	1,85,604	1,32,097	1,03,160

* Shown as a Foreign Country from 1923-24.

No. 13—continued

ARTICLES, AND COUNTRIES OF CONSIGNMENT; ALSO SHARE OF EACH PROVINCE	QUANTITY					VALUE				
	1922-23	1923-24	1924-25	1925-26	1926-27	1922-23	1923-24	1924-25	1925-26	1926-27
						R	R	R	R	R
Liquors, including Denatured and Perfumed Spirits—continued										
Wines—continued										
Other sorts (including Vermouth and Ginger wine) (L.D)—continued	Gals.	Gals.	Gals.	Gals.	Gals.					
Germany	525	433	783	479	1,842	2,370	2,857	5,464	3,215	8,596
Netherlands	11	33	202	97	..	243	480	2,640	895	..
Belgium	38	22	369	38	1	355	240	2,136	352	36
France	45,149	58,898	97,584	57,648	68,083	4,19,841	3,57,817	6,77,414	3,28,499	3,40,567
Spain	1,643	1,085	1,078	1,839	971	7,080	3,882	3,565	4,817	2,839
Portugal	20	365	263	309	..	175	4,337	1,305	1,237
Italy	24,512	18,753	28,432	29,425	34,364	2,46,851	1,52,944	2,14,956	1,92,922	2,01,000
China (excludes of Hongkong and Macao)	853	500	60	2,265	840	1,080
Japan	57	5	104	374	106	445	65	594	1,791	665
United States of America—										
Via Atlantic Coast	186	1	140	16	..	1,390	12	735	414	..
Other Foreign Countries	32	11	34	5	256	548	127	470	61	855
TOTAL FOREIGN COUNTRIES	78,156	74,200	129,895	90,813	100,992	6,80,124	5,17,870	9,14,576	5,35,111	5,57,525
Share of Bengal	30,372	28,432	45,507	33,339	31,700	2,23,750	1,75,132	2,09,158	1,65,252	1,42,933
„ Bombay	24,078	23,531	44,325	24,391	28,925	3,02,745	2,26,642	3,77,458	1,85,807	1,91,675
„ Sind	16,985	14,811	29,327	21,908	25,413	1,75,099	1,29,811	2,50,803	1,22,577	1,93,352
„ Madras	8,595	12,323	15,745	12,789	16,236	62,119	76,195	99,226	69,226	72,459
„ Burma	6,475	3,784	16,168	11,981	10,774	61,100	54,764	1,12,538	60,675	60,266
TOTAL	85,405	87,891	151,192	1,03,999	112,047	8,32,813	6,62,345	11,00,160	6,67,208	6,60,675
Total Wines—	Gals.	Gals.	Gals.	Gals.	Gals.					
United Kingdom	87,771	78,661	92,278	86,505	86,292	14,22,730	11,22,301	12,54,661	11,67,802	11,94,153
Gibraltar	2,301	2,766	5,239	3,610	4,421	35,944	40,901	72,865	58,822	69,446
Palestine	108	..	116	865	480	350	..	886	4,350	1,401
Aden and Dependencies	12	117	13	32	..	314	3,487	265	504	..
Mesopotamia	142	111	1	8	52	3,551	2,710	15	49	239
Ceylon	150	379	591	252	84	3,454	4,832	5,768	3,533	2,005
Straits Settlements (including Labuan)	45	47	357	212	39	734	938	3,040	2,779	877
Hongkong	525	..	1,718	299	2	6,504	..	7,100	1,500	10
Egypt†	2,286	20,194
Natal	16	40	20	264	15	233	655	267	1,572	253
Kenya Colony	176	..	149	8	19	2,200	..	1,222	105	150
South Australia (including Northern Territory)	1,616	2,445	1,485	1,524	2,571	9,890	12,537	6,931	7,260	11,722
Victoria	102	161	30	43	82	1,613	4,225	359	501	544
New South Wales	7	4	32	175	139	126	55	608	305	735
Queensland	12	4	..	140	30	..
Australian Commonwealth (Total)	1,737	2,610	1,547	1,746	2,742	11,529	17,727	7,222	8,595	12,602
Other British Possessions	41	36	49	1	..	447	659	709	31
TOTAL BRITISH EMPIRE	95,165	84,772	102,055	93,880	94,147	15,05,037	11,94,998	12,54,602	12,25,471	12,81,632
Germany	4,792	6,695	6,222	5,942	9,832	58,220	50,392	82,892	61,548	99,432
Netherlands	1,556	1,327	2,789	2,410	3,677	19,064	24,149	40,654	31,245	52,585
Belgium	5,112	5,786	10,480	4,744	3,377	1,79,204	1,91,661	3,20,796	1,14,439	81,335
France	70,325	83,871	120,941	106,566	109,401	3,59,510	3,51,376	11,97,051	10,54,656	10,91,981
Spain	9,242	11,377	11,531	14,051	17,722	43,484	58,978	50,026	55,515	68,090
Portugal	4,171	3,360	12,077	12,152	15,332	27,168	33,091	1,07,533	1,11,431	1,33,999
Switzerland	49	150	112	122	84	687	1,341	2,008	1,116	750

† Shown as a Foreign Country from 1923-24.

ARTICLES, AND COUNTRIES OF CONSIGNMENT; ALSO SHARE OF EACH PROVINCE	QUANTITY					VALUE				
	1922-23	1923-24	1924-25	1925-26	1926-27	1922-23	1923-24	1924-25	1925-26	1926-27
Liquors, including Denatured and Perfumed Spirits—continued						R	R	R	R	R
Wines—continued										
Total Wines—continued	Gals.	Gals.	Gals.	Gals.	Gals.					
Italy	25,861	21,497	30,725	33,043	40,169	2,65,716	1,82,331	2,35,775	2,21,354	2,69,072
Austria	147	174	200	25	34	1,604	2,389	1,537	211	191
Native States in Arabia other than Muscat Territory and Trucial Oman	2	..	8	2	203	48	..	56	30	3,770
China (exclusive of Hongkong and Macao)	853	571	61	2,268	860	1,096
Japan	198	174	239	549	494	1,753	1,377	1,521	2,916	3,161
Egypt†	—	141	1,120	214	764	—	1,451	9,655	898	5,400
United States of America—										
Via Atlantic Coast.	183	3	263	16	2	1,413	37	2,308	414	63
Other Foreign Countries	9	19	96	158	361	4,809	366	1,556	1,133	1,927
TOTAL FOREIGN COUNTRIES	121,672	140,564	207,671	180,575	201,573	14,73,745	14,49,459	20,46,141	16,58,005	18,08,865
Share of Bengal	64,359	66,327	37,164	79,712	31,710	3,21,679	7,13,329	9,23,497	7,95,696	3,29,077
" Bombay	74,920	76,445	109,522	30,307	33,851	11,16,332	10,41,167	13,79,139	9,11,140	10,13,038
" Sind	33,015	23,553	46,624	49,776	51,004	5,33,331	3,73,949	5,40,341	6,44,731	6,51,345
" Madras	22,917	29,370	33,303	32,349	42,972	2,24,374	2,46,525	2,60,341	2,56,751	3,06,537
" Burma	21,126	34,141	32,623	31,911	32,033	2,90,216	2,59,437	2,91,375	2,75,103	2,39,940
TOTAL	216,337	225,336	309,736	274,455	295,720	29,86,792	26,44,457	34,00,743	28,33,476	30,90,497
Total Liquors—	Gals.	Gals.	Gals.	Gals.	Gals.					
United Kingdom	2,673,026	2,530,901	2,771,313	2,974,858	3,221,304	2,30,63,740	2,00,33,741	1,95,33,301	1,97,90,398	2,02,61,417
Gibraltar	2,201	2,766	5,291	4,387	4,422	23,044	40,901	74,482	65,859	69,406
Malta and Gozo	361	40	6	1	..	6,561	425	153	5	..
Mozambique and Dependencies	311	468	120	136	85	6,909	11,197	1,580	2,337	1,176
Mesopotamia	777	964	2,587	364	347	26,952	32,501	23,441	2,167	2,208
Palestine	103	..	190	912	489	350	..	2,310	5,225	1,566
Ceylon	19,197	15,137	7,215	5,382	6,922	63,732	48,068	23,973	23,532	26,550
Sumatra Settlements (including Labuan)	6,419	4,545	4,298	4,600	1,323	42,333	49,733	70,229	71,320	47,200
Hongkong	16,931	10,559	9,136	8,723	7,301	1,46,070	99,710	84,130	63,064	70,347
Egypt	2,637	26,510
Natal	110	435	537	237	202	3,331	20,344	7,625	1,331	3,633
Transvaal	118	1,297
Zanzibar and Pemba	16	..	404	..	2	2,356	..	2,105	..	124
Kenya Colony	173	34	152	15	23	2,233	433	1,243	366	233
Canada—										
Via Atlantic Coast.	449	101	2,349	1,030
" Pacific	14	116	200
British West India Islands	333	..	62	2	..	1,360	..	1,206	..
South Australia (including Northern Territory)	6,036	3,095	1,502	1,529	2,571	32,315	15,377	7,192	7,442	11,724
Victoria	904	1,432	2,499	2,590	7,124	6,941	11,663	3,554	3,269	24,431
Tasmania	32	2,301	531	9,174
New South Wales	22	1,013	966	175	140	299	4,263	4,959	803	305
Queensland	12	4	..	140	30	..
Australian Commonwealth (Total)	7,106	5,545	4,967	4,293	12,136	40,275	31,303	20,705	16,549	46,134
Fiji Islands	31	1,003	..
Other British Possessions	7	9	26	33	15	463	102	331	394	699
TOTAL BRITISH EMPIRE	2,734,343	2,571,736	2,806,410	3,001,094	3,255,634	2,34,71,373	2,03,70,933	1,93,61,905	2,00,51,851	2,05,35,033

† Shown as a Foreign Country from 1923-24.

No. 13—continued

ARTICLES, AND COUNTRIES OF CONSIGNMENT: ALSO SHARE OF EACH PROVINCE	QUANTITY					VALUE				
	1923-23	1923-24	1924-25	1925-26	1926-27	1923-23	1923-24	1924-25	1925-26	1926-27
Liquors, including denatured and Perfumed Spirits—concluded						R	R	R	R	R
Total Liquors—continued										
Russia—	Gals.	Gals.	Gals.	Gals.	Gals.					
Northern Russia	25	7	63	720	202	1,770	..
Pacific Ports (in Asia)	21	70
Sweden	23	13	270	74	20	731	305	425	1,566	473
Norway	30	..	2	8	45	1,109	..	125	408	1,032
Denmark	4,674	6,204	4,792	19,784	9,790	41,746	44,392	35,077	50,416	45,012
Germany	739,367	988,250	1,223,200	1,148,677	1,191,401	28,29,264	31,17,806	36,02,931	35,02,064	30,10,310
Netherlands	98,321	98,727	90,285	180,229	200,752	4,96,525	4,21,623	3,83,505	5,57,439	6,35,702
Belgium	9,911	7,142	13,575	14,391	13,432	2,22,959	2,16,206	3,81,298	1,76,112	1,58,534
France	239,008	376,137	471,582	500,562	540,923	46,89,075	40,04,194	59,25,176	61,45,333	66,01,215
Spain	9,268	11,833	11,533	14,063	17,921	49,032	59,173	50,031	55,541	72,212
Portugal	4,456	8,602	12,078	12,271	15,337	49,759	90,930	1,07,553	1,12,201	1,39,052
Switzerland	60	177	141	168	177	779	3,004	3,159	5,405	4,536
Italy	27,339	23,337	36,050	34,729	45,893	2,93,325	2,08,021	2,95,914	2,45,966	3,08,033
Austria	1,514	22,755	2,810	321	2,014	14,971	40,366	22,163	13,330	18,478
Czechoslovakia	3	..	589	1,332	..	95	..	995	5,658	..
Roumania	2,332	3,913
Greece	107	43	8	..	5	1,726	415	80
Native States in Arabia other than Maskat Territory and Trucial Oman	2	..	46	26	215	48	..	343	571	3,601
Java	535,634	436,334	463,599	602,910	759,861	8,16,317	6,54,379	6,15,135	8,49,441	10,35,149
Siam	2	30	26	77	2	49	1,165	279	702
China (exclusive of Hongkong and Macao)	12,837	9,559	8,374	9,493	7,135	89,072	70,411	60,197	70,277	60,263
Japan	106,070	90,143	133,406	101,166	150,909	3,00,748	2,02,255	2,47,520	1,78,542	2,78,904
Egypt†	255	1,369	293	954	..	3,360	13,205	1,534	3,159
United States of America—										
Via Atlantic Coast	32,257	36,630	40,390	49,207	45,116	9,09,398	10,52,650	12,36,014	13,19,076	14,10,907
.. Pacific	1	7	1	7	103	115	462	58	121	2,293
Cuba	197	320	..	1,334	520
Other Foreign Countries	22	24	96	159	189	4,911	441	1,334	1,295	1,162
TOTAL FOREIGN COUNTRIES	1,869,337	2,166,523	2,514,229	2,691,032	3,005,557	1,09,02,476	1,10,87,616	1,29,80,397	1,38,23,489	1,47,50,756
Share of Bengal	1,426,202	1,496,321	1,519,467	1,641,516	1,392,312	99,09,562	95,09,933	95,24,274	96,84,501	1,00,12,447
.. Bombay	1,435,967	1,471,479	1,562,959	1,637,224	1,359,503	1,10,33,276	1,00,35,604	1,03,64,999	96,15,110	1,04,87,429
.. Sind	752,707	765,913	1,052,312	1,116,974	999,617	69,38,836	48,63,831	67,77,309	64,99,778	62,12,359
.. Madras	253,624	299,455	343,058	439,039	509,096	23,66,430	22,18,062	23,89,754	25,66,739	27,94,629
.. Burma	636,330	715,031	343,243	360,373	1,003,113	50,35,901	48,31,089	43,15,373	50,09,333	53,00,433
TOTAL	4,604,730	4,788,359	5,320,539	5,695,126	6,261,241	3,42,73,354	3,14,58,549	3,28,42,892	3,33,75,340	3,32,86,333
Machinery and Millwork—										
Prime-movers (other than electrical)—										
Locomotives (excluding those for railways)—										
Oil Engines (H.P. J) (a)—		No.	No.	No.	No.					
United Kingdom	30	33	76	48	1,76,981	1,20,141	1,32,472	2,69,519	1,62,850
Ceylon	300
Canada—										
Via Atlantic Coast	3	1,303	..
TOTAL BRITISH EMPIRE	..	30	33	79	48	1,77,281	1,20,141	1,32,472	2,71,322	1,62,850
Sweden	8	6,950	4,493
Germany	6	3	4	5	4,300	49,613	9,072	20,263	16,793
Netherlands	1	5,751
Belgium	1	2,222	..
Italy	3	4,974	..
Siam	1	600
United States of America—										
Via Atlantic Coast	3	1	17	6	3,637	3,045	1,323	33,370	12,066
TOTAL FOREIGN COUNTRIES	..	11	4	30	19	19,567	59,009	10,395	71,299	33,272

† Shown as a Foreign Country from 1923-24.
(a) Quantity separately recorded from 1923-24.

GENERAL IMPORTS

(262)

No. 18—continued

ARTICLES, AND COUNTRIES OF CONSIGNMENT; ALSO SHARE OF EACH PROVINCE	QUANTITY					VALUE				
	1922-23	1923-24	1924-25	1925-26	1926-27	1922-23	1923-24	1924-25	1925-26	1926-27
Machinery and Millwork —continued						R	R	R	R	R
<i>Prime-movers (other than electrical)</i> —continued										
<i>Locomotives (excluding those for railways)</i> —continued										
Oil Engines (III. J) (a) —continued		No.	No.	No.	No.					
Share of Bengal	—	5	9	23	16	27,535	34,135	37,317	1,08,666	1,11,061
“ Bombay	—	12	21	37	12	15,383	76,367	30,543	1,31,055	34,375
“ Sind	—	6	6	17	7	1,08,763	47,306	46,727	32,007	23,497
“ Madras	—	16	—	1	..	24,565	17,372	..	3,222	..
“ Burma	—	2	1	31	32	20,582	3,970	26,280	67,641	27,379
TOTAL	—	41	37	109	67	1,06,818	1,70,150	1,42,867	3,42,591	1,06,122
Parts of oil engines (III. J) (b)										
United Kingdom	—	—	—	—	—	—	23,236	27,148	32,757	46,564
Kenya Colony	—	—	—	—	—	—	5,989
TOTAL BRITISH EMPIRE	—	—	—	—	—	—	23,236	27,148	32,757	52,553
Germany	—	—	—	—	—	—	7,443	1,030	312	1,118
Belgium	—	—	—	—	—	—	3,215	..
United States of America— Via Atlantic Coast	—	—	—	—	—	—	..	775	2,975	861
TOTAL FOREIGN COUNTRIES	—	—	—	—	—	—	7,443	1,855	6,503	1,989
Share of Bengal	—	—	—	—	—	—	11,508	21,818	20,232	23,353
“ Bombay	—	—	—	—	—	—	15,497	5,133	4,102	3,275
“ Sind	—	—	—	—	—	—	1,765	1,614	11,711	2,006
“ Madras	—	—	—	—	—	—	1,909	638	3,215	..
“ Burma	—	—	—	—	—	—	25,388
TOTAL	—	—	—	—	—	—	30,679	29,008	39,260	54,522
Steam engines (III. J) (a)		No.	No.	No.	No.					
United Kingdom	—	108	98	198	271	20,50,383	11,22,631	10,25,096	20,92,294	24,69,584
Ceylon	—	947
Straits Settlements (including Labuan)	—	1,900
TOTAL BRITISH EMPIRE	—	108	98	198	271	20,53,235	11,22,631	10,25,096	20,92,294	24,69,584
Germany	—	16	6	15	22	33,494	1,09,415	47,426	1,29,638	2,03,707
Netherlands	—	1	11,165
Belgium	—	2	1	86,696	48,977	3,340
Italy	—	1	1,066	..
Persia	—	1	5,500
United States of America— Via Atlantic Coast	—	1	1	5	3	17,724	17,553	1,898	63,263	1,09,183
TOTAL FOREIGN COUNTRIES	—	20	8	21	26	1,37,914	1,87,110	52,693	1,94,867	3,18,390
Share of Bengal	—	34	33	53	55	5,77,642	2,26,134	3,41,534	6,04,359	5,43,527
“ Bombay	—	49	44	110	155	3,94,990	4,79,803	3,97,328	9,52,505	13,62,062
“ Sind	—	29	27	18	33	74,723	3,61,048	2,89,751	1,73,812	3,33,085
“ Madras	—	13	..	5	18	9,417	70,597	..	37,515	2,41,792
“ Burma	—	3	3	23	36	11,34,377	1,12,171	49,176	5,13,970	3,02,408
TOTAL	—	128	146	219	297	21,91,149	13,09,741	10,77,789	22,87,161	27,87,974

(a) Quantity shown from 1923-24.
(b) Separately recorded from 1923-24.

No. 18—continued

ARTICLES, AND COUNTRIES OF CONSIGNMENT; ALSO SHARE OF EACH PROVINCE	QUANTITY					VALUE				
	1922-23	1923-24	1924-25	1925-26	1926-27	1922-23	1923-24	1924-25	1925-26	1926-27
Machinery and Millwork— continued						R	R	R	R	R
<i>Prime-movers (other than electrical)—continued</i>										
<i>Locomotives (excluding those for railways)—continued</i>										
<i>Parts of steam engines (III. J) (a)—</i>										
United Kingdom	—	—	—	—	—	—	8,16,339	8,88,508	5,44,516	6,19,901
Aden and Dependencies Straits Settlements (including Labuan)	—	—	—	—	—	—	2,000
TOTAL BRITISH EMPIRE	—	—	—	—	—	—	8,16,339	8,88,508	5,44,516	6,21,901
Germany	—	—	—	—	—	—	25,363	23,145	84,457	32,660
Netherlands	—	—	—	—	—	—	9,022	..	187	..
France	—	—	—	—	—	—	..	12,765	..	9,409
Switzerland	—	—	—	—	—	—	8,232	..
United States of America—										
<i>Vid Atlantic Coast</i>	—	—	—	—	—	—	27,917	1,20,638	14,068	58,406
Other Foreign Countries	—	—	—	—	—	—	548	..	640	008
TOTAL FOREIGN COUNTRIES	—	—	—	—	—	—	62,847	1,56,748	1,02,679	1,01,377
<i>Share of Bengal</i>	—	—	—	—	—	—	98,334	1,81,148	3,68,336	1,28,896
.. Bombay	—	—	—	—	—	—	1,78,012	2,54,045	3,01,514	1,72,613
.. Sind	—	—	—	—	—	—	7,052	57,896	17,304	51,035
.. Madras	—	—	—	—	—	—	35,787	51,408	14,171	21,302
.. Burma	—	—	—	—	—	—	2,951	36,300	45,380	2,26,438
TOTAL	—	—	—	—	—	—	8,79,186	5,80,797	6,47,005	7,23,278
Others (III. J) —										
United Kingdom	—	—	—	—	—	27,009	1,49,223	84,200	8,74,555	91,844
Denmark	—	—	—	—	—	61,146	..
Germany	—	—	—	—	—	17,680	2,007	..	8,301	198
Netherlands	—	—	—	—	—	12,080
Belgium	—	—	—	—	—	34,010
France	—	—	—	—	—	8,830
United States of America—										
<i>Vid Atlantic Coast</i>	—	—	—	—	—	684	12,264	300	4,671	1,226
TOTAL FOREIGN COUNTRIES	—	—	—	—	—	30,294	14,271	9,180	74,206	35,429
<i>Share of Bengal</i>	—	—	—	—	—	602	29,458	..	328	467
.. Bombay	—	—	—	—	—	12,961	3,303	16,656	2,08,429	38,990
.. Sind	—	—	—	—	—	16,080	18,377	5,098	1,22,708	..
.. Madras	—	—	—	—	—	19,184	22,001	71,879	1,37,316	37,326
.. Burma	—	—	—	—	—	17,479	28,855
TOTAL	—	—	—	—	—	57,308	1,68,494	98,980	4,48,778	1,27,278
Other than locomotives—										
<i>Gas Engines (III. J) (a)—</i>		No.	No.	No.	No.					
United Kingdom	—	105	78	149	48	—	8,68,688	4,11,578	4,80,847	1,47,878
Ceylon	—	2	1	2	8	—	3,762	816	2,526	910
Straits Settlements (including Labuan)	—	1	—	1,265
Canada—										
<i>Vid Atlantic Coast</i>	—	1	..	—	691	..
TOTAL BRITISH EMPIRE	—	108	79	152	56	—	8,73,765	4,11,699	4,84,064	1,48,791
Sweden	—	10	3	—	7,852	900
Denmark	—	1	..	—	3,132	..
Germany	—	4	1	11	1	—	3,078	4,475	21,240	1,750
Netherlands	—	1	—	2,600
United States of America—										
<i>Vid Atlantic Coast</i>	—	19	21	18	38	—	62,424	11,723	10,464	55,419
TOTAL FOREIGN COUNTRIES	—	23	22	40	43	—	65,502	16,198	42,908	60,759
<i>Share of Bengal</i>	—	7	19	4	1	—	53,734	29,735	17,873	710
.. Bombay	—	37	17	15	17	—	4,78,870	1,79,178	1,14,409	10,307
.. Sind	—	12	6	8	12	—	1,05,280	11,743	9,092	20,311
.. Madras	—	59	45	38	24	—	1,89,495	1,89,897	1,06,446	71,553
.. Burma	—	16	9	127	35	—	1,31,383	46,884	2,19,252	1,06,609
TOTAL	—	131	96	192	89	—	9,39,267	4,28,087	5,26,972	2,09,550

(a) Separately recorded from 1923-24.

GENERAL IMPORTS

(264)

No. 18—continued

ARTICLES, AND COUNTRIES OF CONSIGNMENT; ALSO SHARE OF EACH PROVINCE	QUANTITY					VALUE				
	1922-23	1923-24	1924-25	1925-26	1926-27	1922-23	1923-24	1924-25	1925-26	1926-27
Machinery and Millwork— <i>continued</i>						R	R	R	R	R
Prime-movers (other than electrical)— <i>continued</i>										
Other than locomotives— <i>continued</i>										
Parts of Gas Engines (III. J) (a)—										
United Kingdom	—	—	—	—	—	—	1,67,443	1,00,393	87,627	94,930
Bahrain Islands	—	—	—	—	—	—	640	..
Ceylon	—	—	—	—	—	—	3,840	5,000	5,550	3,588
TOTAL BRITISH EMPIRE	—	—	—	—	—	—	1,71,083	1,05,393	93,826	98,518
Germany	—	—	—	—	—	—	1,040	115
Austria	—	—	—	—	—	—	1,275	..
United States of America— <i>Via Atlantic Coast</i>	—	—	—	—	—	—	5,748	6,350	2,120	2,676
Other Foreign Countries	—	—	—	—	—	—	799	278
TOTAL FOREIGN COUNTRIES	—	—	—	—	—	—	6,542	6,628	5,335	2,791
Share of Bengal	—	—	—	—	—	—	8,271	18,867	10,720	15,825
" <i>Bombay</i>	—	—	—	—	—	—	82,361	29,350	13,291	12,449
" <i>Sind</i>	—	—	—	—	—	—	18,039	6,623	17,684	1,764
" <i>Madras</i>	—	—	—	—	—	—	41,562	36,881	46,529	32,352
" <i>Burma</i>	—	—	—	—	—	—	27,392	19,800	10,737	39,119
TOTAL	—	—	—	..	—	—	1,77,625	1,12,021	98,961	1,01,309
Oil Engines (III. J) (b)—										
United Kingdom	—	No. 2,449	No. 3,254	No. 3,551	No. 3,362	49,05,349	79,45,674	87,84,484	84,00,912	86,12,641
Mesopotamia	—	2	1	3	..	2,800	2,906	2,500	5,907	..
Ceylon	—	5	7	5	8	11,710	9,905	3,116	5,760	9,891
Straits Settlements (including Labuan)	—	2	5	2	..	2,124	2,345	3,515	1,904	..
Egypt*	—	—	—	—	—	4,210	—	—	—	—
Natal	—	..	1	1,295
Tanganyika Territory	—	1	263	..
Canada— <i>Via Atlantic Coast</i>	—	3	65	2,380
TOTAL BRITISH EMPIRE*	—	2,458	3,268	3,562	3,373	49,26,158	79,60,830	87,44,910	84,28,888	86,24,912
Sweden	—	65	31	40	72	2,06,558	1,28,624	1,24,352	95,723	2,05,059
Norway	—	3	..	21,860	3,248	..
Denmark	—	..	1	1,353	..	1,262
Germany	—	42	80	105	158	8,07,984	59,860	1,24,414	3,54,418	4,06,474
Netherlands	—	..	5	1	8	1,926	2,747	38,425
Belgium	—	22	23	37	7	33,267	23,401	55,340	67,316	14,144
France	—	..	1	9	15	310	..	735	9,021	15,330
Switzerland	—	1	12	6	6	2,06,324	1,134	49,365	17,266	45,256
Italy	—	5	9	16	8	6,880	2,19,373	41,812	2,31,449	68,681
Austria	—	3	3	2	8	10,301	4,309	7,830	99,871	12,117
Czechoslovakia	—	4	5,779
Mascat Territory and Trucial Oman	—	100
Siam	—	..	1	1,865
China (exclusive of Hong-kong and Macao)	—	..	1	1,700
Japan	—	1	1,300	..
United States of America— <i>Via Atlantic Coast</i>	—	324	244	367	408	1,42,410	2,29,110	1,85,725	2,07,112	1,78,558
" <i>Pacific</i> "	—	1	20	4,733
TOTAL FOREIGN COUNTRIES	—	462	411	587	695	15,27,367	6,65,811	5,96,328	11,39,971	10,04,566

* Shown as a Foreign Country from 1923-24.
 a) Separately recorded from 1923-24.
 (b) Quantity shown from 1923-24.

No. 18—continued

ARTICLES, AND COUNTRIES OF CONSIGNMENT; ALSO SHARE OF EACH PROVINCE	QUANTITY					VALUE				
	1922-23	1923-24	1924-25	1925-26	1926-27	1922-23	1923-24	1924-25	1925-26	1926-27
Machinery and Millwork—continued						R	R	R	R	R
<i>Prime-movers (other than electrical)—continued</i>										
Other than locomotives—contd.										
Oil Engines (III. J) (b)—contd.		No.	No.	No.	No.					
Share of Bengal	—	656	953	744	308	22,24,113	17,34,181	26,39,851	19,34,402	22,28,921
" Bombay	—	1,159	1,572	1,935	1,670	37,40,731	35,37,907	35,45,949	41,55,553	33,74,551
" Sind	—	485	575	683	580	7,31,454	13,75,105	16,90,998	17,60,556	14,97,718
" Madras	—	384	397	563	534	7,59,802	7,79,847	10,45,135	14,35,443	20,14,172
" Burma	—	206	172	224	236	4,37,335	3,49,801	4,27,392	2,67,514	4,56,046
TOTAL	—	2,920	3,679	4,149	4,068	64,53,535	56,28,041	63,41,236	65,63,809	66,20,413
Parts of oil engines(III. J) (a)										
United Kingdom	—	—	—	—	—	—	9,25,586	13,61,119	12,46,302	13,55,050
Mesopotamia	—	—	—	—	—	—	881	1,000	315	..
Ceylon	—	—	—	—	—	—	3,547	2,250	2,537	1,402
Other British Possessions	—	—	—	—	—	—	783	100	160	..
TOTAL BRITISH EMPIRE	—	—	—	—	—	—	9,30,797	13,64,469	12,49,304	13,56,512
Sweden	—	—	—	—	—	—	15,310	24,173	11,050	17,052
Germany	—	—	—	—	—	—	13,541	7,191	67,075	91,714
Netherlands	—	—	—	—	—	—	..	1,021	503	9,884
Belgium	—	—	—	—	—	—	19,133	10,120	8,541	10,847
France	—	—	—	—	—	—	436	133	44,424	7,807
Switzerland	—	—	—	—	—	—	13,260	5,018	50,498	6,497
Italy	—	—	—	—	—	—	33,506	18,165	35,101	20,601
Austria	—	—	—	—	—	—	2,701	1,103
Persia	—	—	—	—	—	—	4,273	850
United States of America—										
Vid Atlantic Coast	—	—	—	—	—	—	36,314	41,107	42,025	54,012
" Pacific "	—	—	—	—	—	—	1,700
Other Foreign Countries	—	—	—	—	—	—	760	1,306	924	1,372
TOTAL FOREIGN COUNTRIES	—	—	—	—	—	—	1,26,632	1,11,684	2,68,637	2,92,280
Share of Bengal	—	—	—	—	—	—	2,09,104	5,70,305	4,93,039	5,33,120
" Bombay	—	—	—	—	—	—	5,24,304	6,04,999	6,13,035	6,46,621
" Sind	—	—	—	—	—	—	1,49,937	1,15,360	1,67,330	1,48,046
" Madras	—	—	—	—	—	—	77,598	82,755	1,15,439	1,37,792
" Burma	—	—	—	—	—	—	36,436	1,02,844	1,13,438	1,19,317
TOTAL	—	—	—	—	—	—	10,57,429	14,76,153	15,07,941	16,78,801
Steam Engines (III. J) (b)—		No.	No.	No.	No.					
United Kingdom	—	400	425	498	327	92,05,953	41,85,589	35,37,677	33,71,174	25,19,557
Aden and Dependencies	—	3,970
Mesopotamia	—	3	..	450	2,500	..
Ceylon	—	1	1	14,818	1,035	3,050
Straits Settlements (including Labuan)	—	1	..	9,500	2,230	..
Canada—	—	2,668
Vid Atlantic Coast	—	4
Victoria	—	1,256
Australian Commonwealth (Total)	—	1,256
TOTAL BRITISH EMPIRE	—	400	425	503	332	92,26,947	41,85,589	35,37,677	33,76,939	25,25,276
Sweden	—	1	..	4	5	..	3,360	..	3,004	21,100
Germany	—	20	3	15	11	1,03,331	45,724	33,161	1,00,431	1,40,567
Netherlands	—	..	2	1	1	62,491	50,817	22,376
Belgium	—	2	2	2,02,941	3,203	43,927
Switzerland	—	1	..	315	71,848	..
Italy	—	..	1	2,075	..	1,090
United States of America—										
Vid Atlantic Coast	—	4	5	24	9	89,548	40,715	3,438	35,525	7,770
" Pacific "	—	131
TOTAL FOREIGN COUNTRIES	—	25	11	47	23	3,98,441	90,239	1,10,130	2,65,429	2,25,742

(a) Separately recorded from 1923-24.
 (b) Quantity shown from 1923-24.

No. 13—continued

ARTICLES, AND COUNTRIES OF CONSIGNMENT; ALSO SHARE OF EACH PROVINCE.	QUANTITY					VALUE				
	1922-23	1923-24	1924-25	1925-26	1926-27	1922-23	1923-24	1924-25	1925-26	1926-27
Machinery and Millwork—continued						R	R	R	R	R
<i>Prime-motors (other than electrical)—continued</i>										
<i>Other than locomotives—continued</i>										
Steam Engines (III. J) (a)—contd.		No.	No.	No.	No.					
Share of Bengal	—	113	146	169	103	30,16,991	11,97,070	9,49,964	14,36,230	12,58,337
“ Bombay	—	135	194	161	68	64,43,518	22,30,998	17,53,419	16,01,516	6,03,703
“ Sind	—	13	19	73	37	65,035	2,48,557	1,50,305	5,10,770	2,36,341
“ Madras	—	46	26	27	34	2,11,134	3,05,817	5,56,121	2,62,033	3,33,100
“ Burma	—	64	51	130	113	8,97,710	2,92,436	2,32,548	3,31,329	4,14,934
TOTAL	—	436	436	560	380	96,34,338	42,75,878	36,47,857	41,42,368	27,51,017
Parts of steam engines (III. J) (b)—										
United Kingdom	—	—	—	—	—	—	25,38,785	18,61,641	11,61,023	14,09,038
Mesopotamia	—	—	—	—	—	—	—	3,500	1,500	—
Canada— Via Atlantic Coast	—	—	—	—	—	—	—	—	—	4,708
Other British Possessions	—	—	—	—	—	—	236	235	213	415
TOTAL BRITISH EMPIRE	—	—	—	—	—	—	25,39,021	18,65,376	11,62,739	14,14,261
Sweden	—	—	—	—	—	—	—	—	2,089	11,908
Germany	—	—	—	—	—	—	3,730	288	9,466	14,870
Netherlands	—	—	—	—	—	—	—	1,739	7,122	4,799
Belgium	—	—	—	—	—	—	47,078	7,100	25,754	12,970
France	—	—	—	—	—	—	37,514	2,846	635	18,774
Switzerland	—	—	—	—	—	—	917	—	52,739	480
Italy	—	—	—	—	—	—	12,265	3,418	27,027	7,065
Japan	—	—	—	—	—	—	—	—	15,028	—
United States of America— Via Atlantic Coast	—	—	—	—	—	—	80,672	1,06,790	32,863	80,208
Other Foreign Countries	—	—	—	—	—	—	299	403	—	600
TOTAL FOREIGN COUNTRIES	—	—	—	—	—	—	1,82,475	1,22,584	1,72,733	1,46,678
Share of Bengal	—	—	—	—	—	—	19,37,303	8,00,877	9,40,353	9,04,396
“ Bombay	—	—	—	—	—	—	6,20,232	2,87,961	2,86,762	2,82,090
“ Sind	—	—	—	—	—	—	32,957	41,002	41,626	22,906
“ Madras	—	—	—	—	—	—	62,556	2,46,061	25,786	32,735
“ Burma	—	—	—	—	—	—	18,388	67,659	41,505	3,38,368
TOTAL	—	—	—	—	—	—	27,21,496	14,87,060	13,35,522	15,60,920
Others (III. J) —										
United Kingdom	—	—	—	—	—	3,78,568	2,95,961	2,12,174	1,59,524	57,456
Ceylon	—	—	—	—	—	4,615	—	—	—	—
Straits Settlements (including Labuan)	—	—	—	—	—	1,243	—	—	—	—
Canada— Via Atlantic Coast	—	—	—	—	—	—	—	—	1,055	—
“ Pacific	—	—	—	—	—	—	—	—	—	3,109
TOTAL BRITISH EMPIRE	—	—	—	—	—	3,84,446	2,95,961	2,12,174	1,60,579	60,566
Sweden	—	—	—	—	—	3,180	—	3,300	—	—
Germany	—	—	—	—	—	17,619	—	420	23,317	29,639
Netherlands	—	—	—	—	—	1,960	—	—	—	—
Belgium	—	—	—	—	—	—	—	3,410	—	—
France	—	—	—	—	—	—	—	1,020	6,688	13,047
Switzerland	—	—	—	—	—	—	1,208	—	—	—
Italy	—	—	—	—	—	—	—	—	97,530	—
United States of America— Via Atlantic Coast	—	—	—	—	—	50,900	12,278	9,736	2,877	1,580
TOTAL FOREIGN COUNTRIES	—	—	—	—	—	73,609	13,486	17,386	1,30,912	44,266
Share of Bengal	—	—	—	—	—	21,233	27,078	7,319	7,343	2,323
“ Bombay	—	—	—	—	—	1,37,603	3,197	66,583	1,42,246	48,667
“ Sind	—	—	—	—	—	4,118	2,01,338	35,237	1,26,331	29,639
“ Madras	—	—	—	—	—	1,56,464	51,060	52,690	15,071	23,153
“ Burma	—	—	—	—	—	68,572	26,774	69,281	—	355
TOTAL	—	—	—	—	—	4,59,055	3,09,447	2,30,060	2,91,491	1,04,822

(a) Quantity shown from 1923-24.
(b) Separately recorded from 1923-24.

No. 13—continued

ARTICLES, AND COUNTRIES OF CONSIGNMENT; ALSO SHARE OF EACH PROVINCE	QUANTITY					VALUE				
	1922-23	1923-24	1924-25	1925-26	1926-27	1923-23	1923-24	1924-25	1925-26	1926-27
						R	R	R	R	R
Machinery and Millwork— continued										
<i>Electrical machinery of all kinds, not including Instru- ments, apparatus, appli- ances, and parts thereof—</i>										
Control and Switch gear (III. J)—										
United Kingdom	—	—	—	—	—	14,25,428	30,45,929	34,09,712	32,52,742	29,01,333
Other British Possessions	—	—	—	—	—	..	611	88	87	40
TOTAL BRITISH EMPIRE	—	—	—	—	—	14,25,428	30,46,540	34,09,797	32,52,829	29,01,373
Sweden	—	—	—	—	—	1,451	1,47,508	1,794	17,815	19,077
Denmark	—	—	—	—	—	..	15,553
Germany	—	—	—	—	—	3,527	84,188	84,449	1,42,975	1,35,183
Netherlands	—	—	—	—	—	..	55,557	45,289	60,878	640
Belgium	—	—	—	—	—	3,690	8,391	..	4,420	313
France	—	—	—	—	—	1,036	840	684
Switzerland	—	—	—	—	—	..	2,354	4,030	3,079	4,741
Italy	—	—	—	—	—	5,462	11,853	12,397
Czechoslovakia	—	—	—	—	—	4,331	..
Japan	—	—	—	—	—	..	20,410	341	900	974
United States of America—										
Via Atlantic Coast	—	—	—	—	—	3,43,253	2,35,306	94,300	1,39,430	1,69,038
" Pacific	—	—	—	—	—	105
Other Foreign Countries	—	—	—	—	—	..	420	466
TOTAL FOREIGN COUNTRIES	—	—	—	—	—	3,51,921	5,70,937	2,37,271	3,80,821	3,87,067
Share of Bengal	—	—	—	—	—	11,23,266	6,32,179	8,15,745	6,52,329	6,79,121
" Bombay	—	—	—	—	—	2,79,358	20,73,440	19,45,392	16,36,126	12,61,867
" Sind	—	—	—	—	—	7,036	2,62,438	2,71,166	4,51,868	2,62,867
" Madras	—	—	—	—	—	2,54,119	5,36,326	2,95,889	5,22,473	6,73,413
" Burma	—	—	—	—	—	1,12,570	52,144	2,19,365	3,72,819	2,69,757
TOTAL	—	—	—	—	—	17,77,249	26,17,527	36,47,068	36,39,650	32,39,445
Generators, Alternators and Dynamos (III. J)—										
United Kingdom	—	—	—	—	—	34,02,123	29,52,542	29,48,099	36,84,352	45,01,141
Mesopotamia	—	—	—	—	—	1,200	600	50
Ceylon	—	—	—	—	—	1,200	484	2,050	991	523
Straits Settlements (includ- ing Labuan)	—	—	—	—	—	..	6,000	459	2,000	..
Hongkong	—	—	—	—	—	1,171
Other British Possessions	—	—	—	—	—	950	150
TOTAL BRITISH EMPIRE	—	—	—	—	—	34,06,644	29,59,776	29,51,657	36,86,343	45,01,664
Sweden	—	—	—	—	—	12,600	30,392	4,452	6,410	1,312
Denmark	—	—	—	—	—	7,164
Germany	—	—	—	—	—	28,146	24,715	69,279	1,75,441	1,50,337
Netherlands	—	—	—	—	—	2,328	15,975	301	39,268	210
Belgium	—	—	—	—	—	..	831	2,498	2,020	973
France	—	—	—	—	—	..	1,594	9,514	6,232	2,756

ARTICLES, AND COUNTRIES OF CONSIGNMENT: ALSO SHARE OF EACH PROVINCE	QUANTITY					VALUE				
	1922-23	1923-24	1924-25	1925-26	1926-27	1922-23	1923-24	1924-25	1925-26	1926-27
Machinery and Millwork— continued										
Electrical machinery of all kinds, not including Instru- ments, apparatus, appli- ances and parts thereof— contd.										
Generators, Alternators, and Dynamoes (III. J)— continued.										
Switzerland	—	—	—	—	—	1,94,160	4,404	37,756	47,490	7,514
Italy	—	—	—	—	—	9,715	22,900	7,725	17,300	4,560
Austria	—	—	—	—	—	2,240	14,143	1,034
Perak	—	—	—	—	—	..	2,322
Java	—	—	—	—	—	4,255
Egypt*	—	—	—	—	—	—	..	1,048
United States of America— Via Atlantic Coast	—	—	—	—	—	3,32,173	8,44,564	86,950	1,05,744	2,70,247
" Pacific "	—	—	—	—	—	1,145	350	..	610	..
Other Foreign Countries	—	—	—	—	—	..	1,685	350	..	264
TOTAL FOREIGN COUNTRIES	—	—	—	—	—	5,73,277	9,00,022	2,35,533	5,04,303	4,30,906
Share of Bengal	—	—	—	—	—	20,22,065	12,91,731	16,5,916	21,39,923	27,36,504
" Bombay	—	—	—	—	—	8,19,661	16,62,706	6,35,781	3,27,642	10,63,393
" Sind	—	—	—	—	—	1,05,573	1,14,735	2,30,567	4,65,765	4,02,912
" Madras	—	—	—	—	—	6,29,552	5,47,508	4,43,938	3,91,423	5,86,925
" Burma	—	—	—	—	—	4,03,171	3,03,720	2,22,988	2,45,498	2,11,226
TOTAL	—	—	—	—	—	30,70,921	30,19,798	31,85,190	41,03,151	49,41,570
Motors (III. J)—										
United Kingdom	—	—	—	—	—	60,61,648	46,31,286	33,44,977	27,46,787	23,27,160
Ceylon	—	—	—	—	—	280	1,809	202	50	..
Straits Settlements (includ- ing Labuan)	—	—	—	—	—	..	5,886	..	495	190
Queensland	—	—	—	—	—	1,367
Australian Commonwealth (Total)	—	—	—	—	—	1,367
Other British Possessions	—	—	—	—	—	..	600	855	98	149
TOTAL BRITISH EMPIRE	—	—	—	—	—	60,63,295	46,39,681	33,46,034	27,47,636	23,27,499
Sweden	—	—	—	—	—	1,43,167	4,49,027	51,058	65,100	15,128
Norway	—	—	—	—	—	1,133	1,073	..
Denmark	—	—	—	—	—	20,513	33,050	230
Germany	—	—	—	—	—	3,11,326	2,08,825	1,26,688	1,65,153	1,33,633
Netherlands	—	—	—	—	—	32,910	52,184	23,918	23,679	7,322
Belgium	—	—	—	—	—	52,171	23,230	10,723	9,732	14,395
France	—	—	—	—	—	8,015	1,145	4,063	52,825	27,909
Switzerland	—	—	—	—	—	3,90,063	16,685	36,712	20,687	10,840
Italy	—	—	—	—	—	24,008	41,337	11,943	37,137	23,622
Austria	—	—	—	—	—	10,814	507	112
Java	—	—	—	—	—	165	..	2,021
China (exclusive of Hong- kong and Macao)	—	—	—	—	—	..	2,337	315
Japan	—	—	—	—	—	..	152

* Shown as Foreign Country from 1923-24.

No. 18—continued

ARTICLES, AND COUNTRIES OF CONSIGNMENT; ALSO SHARE OF EACH PROVINCE	QUANTITY					VALUE				
	1922-23	1923-24	1924-25	1925-26	1926-27	1922-23	1923-24	1924-25	1925-26	1926-27
						R	R	R	R	R
Machinery and Millwork— continued										
<i>Electrical machinery of all kinds, not including In- struments, apparatus, ap- pliances, and parts there- of—continued</i>										
Motors (III. J)—continued										
United States of America—										
<i>Via Atlantic Coast . . .</i>	—	—	—	—	—	11,00,110	17,53,431	2,42,636	2,29,673	2,73,360
" Pacific " . . .	—	—	—	—	—	2,633	100	121
TOTAL FOREIGN COUNTRIES	—	—	—	—	—	20,06,207	25,87,043	6,25,982	7,11,566	6,07,336
<i>Share of Bengal . . .</i>	—	—	—	—	—	22,57,634	30,65,942	12,26,453	11,67,556	14,46,643
" Bombay . . .	—	—	—	—	—	33,77,454	19,97,498	16,30,235	9,32,474	5,18,637
" Sind . . .	—	—	—	—	—	67,320	32,439	1,43,627	2,63,650	1,20,737
" Madras . . .	—	—	—	—	—	9,67,119	5,32,198	3,21,107	2,46,959	2,60,609
" Burma . . .	—	—	—	—	—	3,99,595	14,93,667	6,46,394	5,23,227	2,38,263
TOTAL	—	—	—	—	—	81,59,502	72,26,124	39,72,016	34,59,196	29,94,835
Transformers (III. J)—										
United Kingdom . . .	—	—	—	—	—	12,03,241	9,53,417	10,95,700	12,38,322	10,79,030
Sweden . . .	—	—	—	—	—	169	8,996	508	3,410	5,461
Norway . . .	—	—	—	—	—	1,041	9,674	981
Germany . . .	—	—	—	—	—	72,069	7,567	11,455	1,06,930	1,05,334
Netherlands . . .	—	—	—	—	—	..	85	25,223	12,325	3,616
Belgium . . .	—	—	—	—	—	4,500	..
France . . .	—	—	—	—	—	751	1,914
Switzerland . . .	—	—	—	—	—	..	400	..	1,037	3,137
Italy . . .	—	—	—	—	—	12,735	11,316	5,992	3,428	258
United States of America—										
<i>Via Atlantic Coast . . .</i>	—	—	—	—	—	8,03,314	5,42,152	1,82,452	3,83,764	5,04,833
TOTAL FOREIGN COUNTRIES	—	—	—	—	—	8,90,723	5,80,130	2,26,591	5,10,175	6,24,521
<i>Share of Bengal . . .</i>	—	—	—	—	—	4,89,342	4,18,430	5,26,672	2,81,962	3,40,741
" Bombay . . .	—	—	—	—	—	6,53,595	7,74,694	4,71,997	11,00,373	12,78,416
" Sind . . .	—	—	—	—	—	29,076	75,970	1,26,309	1,33,462	1,23,007
" Madras . . .	—	—	—	—	—	4,26,297	94,241	99,315	2,26,450	4,10,819
" Burma . . .	—	—	—	—	—	5,23,659	1,76,193	99,193	66,235	1,45,919
TOTAL	—	—	—	—	—	20,98,969	14,38,597	13,22,291	18,48,997	23,03,901
Turbo-generating sets (III. J)										
United Kingdom . . .	—	—	—	—	—	13,93,173	3,00,234	2,51,994	25,64,212	6,77,193
Denmark . . .	—	—	—	—	—	..	2,44,743
Germany . . .	—	—	—	—	—	302	1,18,972	1,730
Belgium . . .	—	—	—	—	—	22,065	520
France . . .	—	—	—	—	—	2,006	..
Switzerland . . .	—	—	—	—	—	16,055
Italy . . .	—	—	—	—	—	274	15,439
United States of America—										
<i>Via Atlantic Coast . . .</i>	—	—	—	—	—	22,213	65,678	1,39,016	52,144	75,617
Other Foreign Countries . . .	—	—	—	—	—	939	565	..	317	200
TOTAL FOREIGN COUNTRIES	—	—	—	—	—	29,723	3,11,191	1,55,071	1,95,504	93,606
<i>Share of Bengal . . .</i>	—	—	—	—	—	11,57,333	6,09,363	1,17,635	4,70,302	3,03,617
" Bombay . . .	—	—	—	—	—	1,55,262	4,39,365	1,98,343	21,26,822	2,78,043
" Sind . . .	—	—	—	—	—	..	1,452	10,729	1,55,944	..
" Madras . . .	—	—	—	—	—	..	10,095	4,792	..	1,557
" Burma . . .	—	—	—	—	—	1,19,317	..	75,601	6,941	1,67,477
TOTAL	—	—	—	—	—	14,22,901	11,11,475	4,07,065	27,59,716	7,70,704
Others (III. J)—										
United Kingdom . . .	—	—	—	—	—	61,50,939	39,24,751	63,06,424	48,06,671	65,12,135
Mesopotamia . . .	—	—	—	—	—	1,850	2,020	2,339	390	..
Ceylon . . .	—	—	—	—	—	2,733	964	5,021	1,223	650
Straits Settlements (includ- ing Labuan) . . .	—	—	—	—	—	3,975	10
Natal . . .	—	—	—	—	—	3,490

GENERAL IMPORTS

No. 13—continued

ARTICLES, AND COUNTRIES OF CONSIGNMENT; ALSO SHARE OF EACH PROVINCE	QUANTITY					VALUE				
	1922-23	1923-24	1924-25	1925-26	1926-27	1922-23	1923-24	1924-25	1925-26	1926-27
Machinery and Millwork—continued						R	R	R	R	R
<i>Electrical machinery of all kinds, not including Instruments, apparatus, appliances and parts thereof—continued</i>										
<i>Others (III J)—continued</i>										
Kenya Colony	—	—	—	—	—	150	..	5,290	1,000	..
Victoria	—	—	—	—	—	6,490	..
New South Wales	—	—	—	—	—	..	51,680	..	3,14,225	2,30,093
Australian Commonwealth (Total)	—	—	—	—	—	..	51,680	..	3,20,715	2,30,093
Other British Possessions	—	—	—	—	—	100	600	..	916	..
TOTAL BRITISH EMPIRE	—	—	—	—	—	64,59,752	40,40,015	66,22,624	51,90,925	67,49,944
Sweden	—	—	—	—	—	8,339	10,945	5,362	..	154
Denmark	—	—	—	—	—	610	..	302	24,012	28,155
Germany	—	—	—	—	—	2,08,891	48,569	1,48,409	2,31,409	5,63,196
Netherlands	—	—	—	—	—	1,195	17,628	1,52,161	3,100	1,17,218
Belgium	—	—	—	—	—	15,606	13,863	18,538	20,872	2,41,521
France	—	—	—	—	—	1,51,027	6,145	21,334	3,827	30,360
Switzerland	—	—	—	—	—	3,07,902	17,256	2,568	6,284	6,631
Italy	—	—	—	—	—	1,96,482	34,301	23,309	27,969	47,723
Austria	—	—	—	—	—	2,587	..	176	..	7,453
Czechoslovakia	—	—	—	—	—	13,870	..	175
Japan	—	—	—	—	—	2,906	318	15,502	3,916	73,353
United States of America— Via Atlantic Coast	—	—	—	—	—	11,97,601	6,55,054	6,73,009	8,71,752	8,72,742
„ Pacific „	—	—	—	—	—	439
Other Foreign Countries	—	—	—	—	—	30	..	360
TOTAL FOREIGN COUNTRIES	—	—	—	—	—	20,93,126	8,04,470	10,69,990	12,02,141	19,94,416
Share of Bengal	—	—	—	—	—	13,07,679	1,30,661	2,97,192	2,00,674	4,10,755
„ Bombay	—	—	—	—	—	64,73,331	22,21,351	46,89,554	26,98,471	36,46,761
„ Sind	—	—	—	—	—	3,34,943	69,940	3,42,720	4,22,873	13,00,017
„ Madras	—	—	—	—	—	11,01,206	14,91,979	17,08,720	22,47,505	24,56,745
„ Burma	—	—	—	—	—	3,35,189	3,30,054	6,64,428	7,63,543	9,31,979
TOTAL	—	—	—	—	—	85,52,878	48,44,485	76,92,614	63,33,066	87,44,360
<i>Total value of Electrical machinery of all kinds, not including Instruments, apparatus, appliances, and parts thereof—</i>										
United Kingdom	—	—	—	—	—	1,99,41,552	1,63,73,209	1,76,56,965	1,83,93,536	1,86,05,102
Mesopotamia	—	—	—	—	—	3,050	2,620	2,799	390	65
Ceylon	—	—	—	—	—	4,218	2,617	3,273	2,474	1,179
Straits Settlements (including Labuan)	—	—	—	—	—	3,975	12,187	450	3,559	249
Hongkong	—	—	—	—	—	1,171
Natal	—	—	—	—	—	200	..	3,490	..	84
Kenya Colony	—	—	—	—	—	160	1,260	5,820	1,000	..
Victoria	—	—	—	—	—	6,490	..
New South Wales	—	—	—	—	—	..	51,680	..	3,14,225	2,30,093
Queensland	—	—	—	—	—	1,367
Australian Commonwealth (Total)	—	—	—	—	—	1,367	51,680	..	3,20,715	2,30,093
Other British Possessions	—	—	—	—	—	850	350	..	1,037	..
TOTAL BRITISH EMPIRE	—	—	—	—	—	1,99,56,593	1,64,44,118	1,76,77,806	1,87,22,761	1,88,36,753
Sweden	—	—	—	—	—	1,66,726	6,47,668	63,175	92,735	35,132
Norway	—	—	—	—	—	3,074	9,674	961	1,073	..
Denmark	—	—	—	—	—	21,123	2,98,351	7,696	24,012	28,155

No. 13—continued

ARTICLES AND COUNTRIES OF ORIGIN; ALSO AREAS OF EACH PROVINCE	QUANTITY					VALUE				
	1922-23	1923-24	1924-25	1925-26	1926-27	1922-23	1923-24	1924-25	1925-26	1926-27
						Rs	Rs	Rs	Rs	Rs
Machinery and Millwork—										
<i>continued</i>										
<i>Electrical machinery of all kinds, not including Instruments, apparatus, appliances and parts thereof—</i>										
<i>included</i>										
<i>Rs value of Electrical machinery of all kinds, not including Instruments, apparatus, appliances, and parts thereof—</i>										
<i>continued</i>										
Germany	—	—	—	—	—	6,24,261	3,83,854	4,35,280	9,35,880	10,94,063
Netherlands	—	—	—	—	—	37,443	1,41,224	2,51,302	1,44,667	1,39,806
Belgium	—	—	—	—	—	71,467	46,315	26,764	72,009	2,57,721
France	—	—	—	—	—	1,59,042	8,985	35,946	68,631	63,628
Switzerland	—	—	—	—	—	8,84,125	41,099	97,121	79,207	33,183
Italy	—	—	—	—	—	2,53,164	1,10,354	59,521	97,087	1,04,197
Austria	—	—	—	—	—	2,587	875	13,330	14,650	9,204
Czechoslovakia	—	—	—	—	—	13,870	4,331	178
Persia	—	—	—	—	—	30	2,222
Java	—	—	—	—	—	165	985	6,311
China (exclusive of Hong-kong and Macao)	—	—	—	—	—	..	2,887	315
Japan	—	—	—	—	—	2,906	20,875	15,843	4,516	74,327
Egypt*	—	—	—	—	—	—	..	1,329
United States of America—										
<i>Via Atlantic Coast</i>	—	—	—	—	—	28,04,164	49,97,375	15,18,413	19,72,567	22,05,857
" Pacific "	—	—	—	—	—	3,771	450	226	610	430
Other Foreign Countries	—	—	—	—	—	939	700	710	..	264
TOTAL FOREIGN COUNTRIES	—	—	—	—	—	60,24,967	58,12,968	25,48,438	35,11,015	49,97,053
<i>Share of Bengal</i>	—	—	—	—	—	39,28,218	62,54,206	46,35,113	49,09,047	59,17,338
" Bombay	—	—	—	—	—	1,07,59,101	92,25,154	95,71,717	93,95,419	83,36,519
" Sind	—	—	—	—	—	5,44,517	6,05,064	12,30,018	19,45,562	22,14,640
" Madras	—	—	—	—	—	33,28,293	32,62,345	28,71,461	36,33,841	42,32,979
" Burma	—	—	—	—	—	22,80,791	29,19,187	19,17,936	22,36,997	21,31,621
TOTAL	—	—	—	—	—	2,59,91,520	2,22,58,006	2,02,26,244	2,32,38,770	2,29,33,615
Machinery, not being Prime-movers or Electrical machinery—										
<i>sterilized water making machinery (III. J)—</i>										
United Kingdom	—	—	—	—	—	1,61,647	2,24,176	1,79,134	1,41,920	3,42,949
Mesopotamia	—	—	—	—	—	65	3,960	876	4,060	20,000
Straits Settlements (including Labuan)	—	—	—	—	—	1,350
Natal	—	—	—	—	—	..	1,476	972
Other British Possessions	—	—	—	—	—	..	150	..	50	370
TOTAL BRITISH EMPIRE	—	—	—	—	—	1,63,062	2,24,762	1,80,981	1,49,020	3,63,319
Germany	—	—	—	—	—	12,029	5,585	10,170	15,890	74,970
Netherlands	—	—	—	—	—	2,095	..
Belgium	—	—	—	—	—	3,378	7,787	9,770
France	—	—	—	—	—	1,228	..
Maskat Territory and Trucial Oman	—	—	—	—	—	200	1,005
Persia	—	—	—	—	—	75	14,980
United States of America—										
<i>Via Atlantic Coast</i>	—	—	—	—	—	5,406	22,390	49,712	694	5,602
Other Foreign Countries	—	—	—	—	—	150	600	..
TOTAL FOREIGN COUNTRIES	—	—	—	—	—	18,510	28,975	63,910	28,564	1,10,227
<i>Share of Bengal</i>	—	—	—	—	—	35,823	48,324	33,564	36,510	97,025
" Bombay	—	—	—	—	—	1,02,564	1,12,019	97,553	1,92,066	80,520
" Sind	—	—	—	—	—	3,067	15,788	42,473	31,910	43,753
" Madras	—	—	—	—	—	3,479	3,928	4,193	429	2,15,481
" Burma	—	—	—	—	—	39,529	73,071	66,073	6,569	31,762
TOTAL	—	—	—	—	—	1,81,972	2,68,637	2,44,891	1,77,574	4,73,546

* Shown as a Foreign Country from 1923-24.

GENERAL IMPORTS

(272)

No. 13—continued

ARTICLES, AND COUNTRIES OF CONSIGNMENT; ALSO SHARE OF EACH PROVINCE	QUANTITY					VALUE				
	1922-23	1923-24	1924-25	1925-26 ^(a)	1926-27	1922-23	1923-24	1924-25	1925-26	1926-27
Machinery and Millwork— <i>continued</i>						R	R	R	R	R
Machinery, not being Prime-movers or Electrical machinery— <i>continued</i>										
Agricultural machinery—										
Agricultural tractors and parts (III J)—										
United Kingdom	—	—	—	—	—	55,743	84,184	1,76,372	69,320	86,252
Straits Settlements (including Labuan)	—	—	—	—	—	..	67	4,929	8,861	6,798
Natal	—	—	—	—	—	10,488	10,433
Canada—										
Via Atlantic Coast	—	—	—	—	—	..	4,758	348	7,144	32,661
Other British Possessions	—	—	—	—	—	21	..	62	167	..
TOTAL BRITISH EMPIRE	—	—	—	—	—	66,197	99,442	1,81,711	86,492	1,25,706
Germany	—	—	—	—	—	10,800	..	10,836	5,867	10,979
Belgium	—	—	—	—	—	9,251
Italy	—	—	—	—	—	1,624	..	500
Java	—	—	—	—	—	..	1,200
Philippine Islands and Guam	—	—	—	—	—	29,497	17,297
China (exclusive of Hong-kong and Macao)	—	—	—	—	—	7,865	5,595
United States of America—										
Via Atlantic Coast	—	—	—	—	—	2,04,674	1,72,394	2,03,258	3,27,461	1,93,324
" Pacific "	—	—	—	—	—	10,750
TOTAL FOREIGN COUNTRIES	—	—	—	—	—	2,66,596	1,91,491	2,14,594	3,41,183	2,09,898
Share of Bengal	—	—	—	—	—	73,320	22,060	25,192	16,884	10,449
" Bombay	—	—	—	—	—	1,07,886	1,43,622	2,10,200	3,06,299	1,40,328
" Sind	—	—	—	—	—	..	47,201	11,443	39,091	55,020
" Madras	—	—	—	—	—	41,792	57,434	19,786	30,388	35,356
" Burma	—	—	—	—	—	1,09,796	20,616	1,29,684	35,013	94,451
TOTAL	—	—	—	—	—	3,32,798	2,90,933	3,96,205	4,29,675	3,35,604
Ploughs and Parts (III J) (a)—										
United Kingdom	—	—	—	—	—	..	67,336	64,468	65,295	2,08,142
Ceylon	—	—	—	—	—	..	7,405
Canada—										
Via Atlantic Coast	—	—	—	—	—	74	5,508
Other British Possessions	—	—	—	—	—	350	1,201	80
TOTAL BRITISH EMPIRE	—	—	—	—	—	..	74,741	64,818	66,570	2,08,680
Germany	—	—	—	—	—	..	1,480	1,860	2,142	2,386
France	—	—	—	—	—	565	2,490
United States of America—										
Via Atlantic Coast	—	—	—	—	—	..	58,118	16,843	1,02,443	86,741
Other Foreign Countries	—	—	—	—	—	325	..
TOTAL FOREIGN COUNTRIES	—	—	—	—	—	..	59,598	18,703	1,05,475	91,617
Share of Bengal	—	—	—	—	—	..	245	..	314	..
" Bombay	—	—	—	—	—	..	71,377	40,622	1,07,073	2,32,832
" Sind	—	—	—	—	—	..	31,697	27,410	62,961	59,324
" Madras	—	—	—	—	—	..	31,020	15,014	2,331	7,484
" Burma	—	—	—	—	—	475	2,366	357
TOTAL	—	—	—	—	—	..	1,34,389	88,521	1,72,045	3,00,297
Other sorts (III J)—										
United Kingdom	—	—	—	—	—	1,17,644	1,15,541	2,91,399	5,07,408	4,46,578
Ceylon	—	—	—	—	—	25	..	1,780	20	50
Straits Settlements (including Labuan)	—	—	—	—	—	800	3,691
Other British Possessions	—	—	—	—	—	590	..	70
TOTAL BRITISH EMPIRE	—	—	—	—	—	1,19,059	1,15,541	2,93,229	5,07,428	4,50,319

(a) Separately recorded from 1923-24.

No. 13—continued

ARTICLES, AND COUNTRIES OF CONSIGNMENT; ALSO SHARE OF EACH PROVINCE	QUANTITY					VALUE				
	1922-23	1923-24	1924-25	1925-26	1926-27	1922-23	1923-24	1924-25	1925-26	1926-27
Machinery and Millwork— continued.						R	R	R	R	R
<i>Machinery, not being Prime- movers or Electrical machi- nery—continued.</i>										
Other sorts (III. J)— <i>contd.</i>										
Agricultural machinery— <i>contd.</i>										
Germany	—	—	—	—	—	36,390	4,795	14,983	5,266	6,828
Belgium	—	—	—	—	—	3,700
Switzerland	—	—	—	—	—	1,199
Philippine Islands and Guam	—	—	—	—	—	2,068
United States of America— Via Atlantic Coast	—	—	—	—	—	31,844	22,327	41,394	79,538	26,553
Other Foreign Countries	—	—	—	—	—	1,845	..	295	500	..
TOTAL FOREIGN COUNTRIES	—	—	—	—	—	71,637	27,122	56,677	85,104	38,280
<i>Share of Bengal</i>	—	—	—	—	—	36,096	20,236	18,143	6,319	10,526
" <i>Bombay</i>	—	—	—	—	—	19,773	36,315	31,319	1,97,723	44,343
" <i>Sind</i>	—	—	—	—	—	66,029	20,113	2,16,360	2,50,853	3,67,745
" <i>Madras</i>	—	—	—	—	—	67,047	4,304	47,929	36,649	62,015
" <i>Burma</i>	—	—	—	—	—	1,746	545	44,764	1,483	3,965
TOTAL	—	—	—	—	—	1,90,696	1,42,663	3,49,006	5,92,527	4,88,599
Total value of Agricultural machinery—										
United Kingdom	—	—	—	—	—	1,73,387	2,67,061	5,32,239	6,42,018	7,55,072
Ceylon	—	—	—	—	—	46	7,405	1,822	187	50
Straits Settlements (includ- ing Labuan).	—	—	—	—	—	800	67	5,279	9,142	10,514
Natal	—	—	—	—	—	10,433	10,433
Canada— Via Atlantic Coast	—	—	—	—	—	..	4,758	343	7,213	33,169
Other British Possessions	—	—	—	—	—	590	..	70	920	..
TOTAL BRITISH EMPIRE	—	—	—	—	—	1,85,256	2,89,724	5,39,758	6,59,435	7,94,705
Germany	—	—	—	—	—	47,130	6,275	27,684	18,205	20,193
Belgium	—	—	—	—	—	9,251	3,700
France	—	—	—	—	—	885	865	2,490
Switzerland	—	—	—	—	—	1,199
Italy	—	—	—	—	—	1,624	..	500
Java	—	—	—	—	—	..	1,200
Philippine Islands and Guam	—	—	—	—	—	31,555	17,297
China (exclusive of Hongkong and Macao)	—	—	—	—	—	7,365	5,595
United States of America— Via Atlantic Coast	—	—	—	—	—	2,36,518	2,53,439	2,61,495	5,09,442	3,06,618
" <i>Pacific</i>	—	—	—	—	—	10,750
Other Foreign Countries	—	—	—	—	—	460	..	295	325	..
TOTAL FOREIGN COUNTRIES	—	—	—	—	—	3,22,131	3,16,211	3,29,974	5,31,762	3,39,795
<i>Share of Bengal</i>	—	—	—	—	—	1,09,416	45,191	43,335	24,917	29,976
" <i>Bombay</i>	—	—	—	—	—	1,27,363	2,51,314	2,73,341	6,10,095	4,17,303
" <i>Sind</i>	—	—	—	—	—	66,029	1,59,011	2,55,113	4,42,995	6,52,039
" <i>Madras</i>	—	—	—	—	—	1,02,339	93,253	32,720	75,368	1,04,556
" <i>Burma</i>	—	—	—	—	—	1,11,542	21,161	1,74,923	33,892	99,273
TOTAL	—	—	—	—	—	5,23,489	5,67,935	6,29,782	11,91,247	11,24,509
Boilers (III. J)—										
United Kingdom	—	—	—	—	—	1,18,02,489	94,45,431	69,62,555	87,22,052	59,02,742
Aden and Dependencies	—	—	—	—	—	795	..	6,000
Ceylon	—	—	—	—	—	723	102	20	1,011	..
Straits Settlements (including Labuan)	—	—	—	—	—	557	76	5,542
Other British Possessions	—	—	—	—	—	..	904	..	85	..
TOTAL BRITISH EMPIRE	—	—	—	—	—	1,18,03,774	94,46,437	69,63,280	87,23,224	59,14,284

GENERAL IMPORTS

No. 13—continued

ARTICLES, AND COUNTRIES OF CONSIGNMENT: ALSO SHARE OF EACH PROVINCE	QUANTITY					VALUE				
	1922-23	1923-24	1924-25	1925-26	1926-27	1922-23	1923-24	1924-25	1925-26	1926-27
Machinery and Millwork—continued						R	R	R	R	R
Machinery, not being Prime-movers or Electrical machinery—continued										
Boilers (III. J)—continued										
Sweden	—	—	—	—	—	6,660
Germany	—	—	—	—	—	3,18,566	34,694	98,463	6,23,543	1,48,397
Netherlands	—	—	—	—	—	48,714	14,978	58,131	2,02,020	19,362
Belgium	—	—	—	—	—	1,42,376	2,48,646	23,771	1,71,771	88,660
France	—	—	—	—	—	55,069	..	2,808	1,355	1,701
Switzerland	—	—	—	—	—	806	2,920
Italy	—	—	—	—	—	56,182
Czechoslovakia	—	—	—	—	—	975	1,260
Persia	—	—	—	—	—	2,000
Japan	—	—	—	—	—	4,000
United States of America— Via Atlantic Coast	—	—	—	—	—	46,062	1,17,616	70,433	74,943	42,410
Other Foreign Countries	—	—	—	—	—	183
TOTAL FOREIGN COUNTRIES						6,15,662	4,17,169	2,55,449	10,74,523	3,61,582
Share of Bengal						61,18,403	43,78,046	34,63,967	53,74,436	32,92,907
“ Bombay	—	—	—	—	—	43,07,896	33,95,943	24,06,155	26,44,968	16,90,369
“ Sind	—	—	—	—	—	1,93,571	2,12,260	2,35,814	3,79,224	3,66,677
“ Madras	—	—	—	—	—	5,29,214	3,48,661	5,03,137	4,92,716	3,83,343
“ Burma	—	—	—	—	—	12,69,647	5,28,711	5,69,656	6,06,333	5,42,676
TOTAL						1,24,19,436	98,68,626	72,18,729	97,97,752	62,75,865
Boot and shoe manufacturing machinery (III. J)—										
United Kingdom	—	—	—	—	—	13,014	80,311	33,944	66,756	39,867
Germany	—	—	—	—	—	28,262	414	..	6,461	4,562
United States of America— Via Atlantic Coast	—	—	—	—	—	553	1,865	734
“ Pacific “	—	—	—	—	—	222
Other Foreign Countries	—	—	—	—	—	..	230	30
TOTAL FOREIGN COUNTRIES						29,037	2,509	764	6,461	4,562
Share of Bengal						3,234	35,068	33,224	29,869	36,343
“ Bombay	—	—	—	—	—	3,400	44,133	1,369	40,358	2,351
“ Madras	—	—	—	—	—	..	274	75	2,990	..
“ Burma	—	—	—	—	—	30,267	3,295	4,222
TOTAL						42,051	82,820	34,708	78,217	48,629
Leather tanning and curing machinery (III. J)—										
United Kingdom	—	—	—	—	—	3,19,633	47,923	80,516	19,016	1,26,790
Sweden	—	—	—	—	—	13,594	..
Germany	—	—	—	—	—	11,977	9,233	844	864	935
Switzerland	—	—	—	—	—	8,230
United States of America— Via Atlantic Coast	—	—	—	—	—	30,477	4,072	4,989	1,570	1,064
TOTAL FOREIGN COUNTRIES						42,454	13,855	5,838	16,028	10,229
Share of Bengal						3,40,439	37,493	55,030	25,606	25,370
“ Bombay	—	—	—	—	—	5,226	6,055	10,948	7,100	16,601
“ Madras	—	—	—	—	—	13,153	12,733	20,221	2,333	96,443
“ Burma	—	—	—	—	—	3,239	3,943
TOTAL						3,62,137	61,233	86,249	35,044	1,37,019

No. 18—continued

ARTICLES, AND COUNTRIES OF CONSIGNMENT, ALSO SHARE OF EACH PROVINCE	QUANTITY					VALUE				
	1922-23	1923-24	1924-25	1925-26	1926-27	1922-23	1923-24	1924-25	1925-26	1926-27
Machinery and Millwork— continued						R	R	R	R	R
Machinery, not being Prime- movers or Electrical machi- nery—continued										
Metal working machinery (including machine tools) (III J)—										
United Kingdom	—	—	—	—	—	50,67,932	39,70,908	27,95,844	32,73,013	27,72,407
Mesopotamia	—	—	—	—	—	5,891	..	5,039	600	..
Ceylon	—	—	—	—	—	143	5,855	911
Straits Settlements (including Labuan)	—	—	—	—	—	..	450	14,711	..	122
Natal	—	—	—	—	—	820	..	4,244
Canada	—	—	—	—	—
Via Atlantic Coast	—	—	—	—	—	..	529	..	1,713	100
Other British Possessions	—	—	—	—	—	354	400	..	50	..
TOTAL BRITISH EMPIRE	—	—	—	—	—	50,04,177	39,72,287	28,16,557	39,81,231	27,77,850
Sweden	—	—	—	—	—	1,355	35,054	9,194	99,371	23,364
Denmark	—	—	—	—	—	..	11,969	8,636	1,988	20,205
Germany	—	—	—	—	—	2,02,823	2,21,000	2,22,218	3,48,501	2,20,954
Netherlands	—	—	—	—	—	..	24,717	18,943	5,738	7,332
Belgium	—	—	—	—	—	2,698	73,128	71,850	4,606	11,256
France	—	—	—	—	—	7,272	7,331	12,899	10,051	10,567
Switzerland	—	—	—	—	—	184	11,157	480
Italy	—	—	—	—	—	12,053	233	14,646	5,800	15,051
Austria	—	—	—	—	—	4,027	4,652	4,457	2,605	524
China (exclusive of Hong- Kong and Macao)	—	—	—	—	—	1,534	..	520
Japan	—	—	—	—	—	10,139	15,495	6,726	1,095	1,670
United States of America—	—	—	—	—	—
Via Atlantic Coast	—	—	—	—	—	4,71,352	5,25,014	4,38,851	6,25,004	6,44,191
" Pacific	—	—	—	—	—	30	2,220	1,075
Other Foreign Countries	—	—	—	—	—	..	195	637	..	777
TOTAL FOREIGN COUNTRIES	—	—	—	—	—	7,13,997	12,23,005	8,59,577	11,19,107	9,70,746
Share of Bengal	—	—	—	—	—	25,06,646	16,04,431	8,08,887	8,03,050	4,03,538
" Bombay	—	—	—	—	—	23,04,363	27,16,086	19,34,083	10,10,090	16,65,364
" Sind	—	—	—	—	—	1,46,238	2,34,104	3,23,352	3,59,133	2,96,431
" Madras	—	—	—	—	—	6,51,276	4,96,206	3,98,461	7,77,978	7,80,310
" Burma	—	—	—	—	—	1,39,096	3,43,415	3,02,553	3,49,400	5,65,973
TOTAL	—	—	—	—	—	58,08,174	51,94,292	36,70,134	44,00,338	37,48,096
Mining machinery—										
Coal (III J)—										
United Kingdom	—	—	—	—	—	21,00,250	7,99,700	4,81,735	4,85,233	4,60,571
Germany	—	—	—	—	—	508	..	2,282
United States of America— Via Atlantic Coast	—	—	—	—	—	6,91,971	5,12,674	2,17,336	1,53,324	2,49,315
Other Foreign Countries	—	—	—	—	—	75	..
TOTAL FOREIGN COUNTRIES	—	—	—	—	—	6,91,971	5,12,674	2,17,336	1,53,399	2,51,591
Share of Bengal	—	—	—	—	—	16,35,524	12,50,523	6,39,554	3,89,476	6,02,336
" Bombay	—	—	—	—	—	94,300	..	1,753	372	91,108
" Sind	—	—	—	—	—	22,705	..	13,217
" Madras	—	—	—	—	—	..	61,461	29,865	17,173	5,567
" Burma	—	—	—	—	—	12,097	4,31,310	..
TOTAL	—	—	—	—	—	17,92,221	13,12,374	6,99,679	3,23,637	7,12,228
Othersorts (III J)—										
United Kingdom	—	—	—	—	—	9,22,574	61,92,903	77,47,939	43,82,133	32,62,052
Straits Settlements (including Labuan)	—	—	—	—	—	..	620	3,00,937	73,048	23,733
Natal	—	—	—	—	—	4,027	3,333	..
TOTAL BRITISH EMPIRE	—	—	—	—	—	9,22,574	61,93,423	80,52,953	44,59,169	32,85,690

GENERAL IMPORTS

(276)

No. 13—continued

ARTICLES, AND COUNTRIES OF CONSIGNMENT; ALSO SHARE OF EACH PROVINCE	QUANTITY					VALUE				
	1922-23	1923-24	1924-25	1925-26	1926-27	1922-23	1923-24	1924-25	1925-26	1926-27
Machinery and Millwork —continued						B	B	B	B	
Machinery, not being Prime-movers or Electrical machinery —continued										
Mining machinery —continued										
Coal (III J) —continued										
Germany	—	—	—	—	—	5,500	74,438	1,240	7,36,859	11
Belgium	—	—	—	—	—	21,49,956	1
France	—	—	—	—	—	2,039	..	
Japan	—	—	—	—	—	2,795	
Egypt*	—	—	—	—	—	26,337	..	
United States of America— Via Atlantic Coast	—	—	—	—	—	12,42,577	31,04,740	36,87,904	40,17,028	2
“ Pacific “	—	—	—	—	—	69,242	93,565	1,14,741	2,72,778	
Other Foreign Countries	—	—	—	—	—	..	975	
TOTAL FOREIGN COUNTRIES	—	—	—	—	—	13,17,319	32,78,718	38,32,261	71,79,416	11
Share of Bengal	—	—	—	—	—	10,994	54,058	4,12,258	1,262	
“ Bombay	—	—	—	—	—	35,842	73,398	4,07,287	3,14,756	
“ Sind	—	—	—	—	—	4,65,085	9,78,108	9,53,903	19,18,747	
“ Madras	—	—	—	—	—	3,11,238	4,41,894	2,28,057	3,99,341	
“ Burma	—	—	—	—	—	14,16,134	79,19,183	98,83,709	93,04,479	2
TOTAL	—	—	—	—	—	22,39,893	94,67,141	1,18,35,214	1,16,38,585	4
Total Mining machinery	—	—	—	—	—	—	—	—	—	
United Kingdom	—	—	—	—	—	20,22,824	69,92,608	82,29,724	51,67,376	3
Straits Settlements (including Labuan)	—	—	—	—	—	..	520	3,00,937	73,648	
Natal	—	—	—	—	—	4,027	3,393	
TOTAL BRITISH EMPIRE	—	—	—	—	—	20,22,824	69,93,128	86,34,738	51,44,407	3
Germany	—	—	—	—	—	5,500	74,438	1,748	7,36,859	11
Belgium	—	—	—	—	—	21,49,956	1
France	—	—	—	—	—	2,039	..	
Japan	—	—	—	—	—	2,795	
Egypt*	—	—	—	—	—	26,337	..	
United States of America— Via Atlantic Coast	—	—	—	—	—	19,84,548	36,17,414	39,05,290	41,70,352	2
“ Pacific “	—	—	—	—	—	69,242	93,565	1,14,741	2,72,778	
Other Foreign Countries	—	—	—	—	—	..	975	..	75	
TOTAL FOREIGN COUNTRIES	—	—	—	—	—	20,09,290	37,86,392	40,50,155	78,32,815	6
Share of Bengal	—	—	—	—	—	16,96,518	13,04,581	10,51,312	3,90,738	
“ Bombay	—	—	—	—	—	1,30,442	73,398	4,09,042	3,15,438	
“ Sind	—	—	—	—	—	4,65,085	9,78,108	9,32,608	16,18,747	
“ Madras	—	—	—	—	—	3,11,338	5,03,745	2,57,722	4,16,514	
“ Burma	—	—	—	—	—	14,28,231	79,19,183	98,83,709	97,35,795	7
TOTAL	—	—	—	—	—	40,32,114	1,07,79,515	1,25,84,293	1,24,77,222	9
Oil crushing and refining machinery (III J)	—	—	—	—	—	—	—	—	—	
United Kingdom	—	—	—	—	—	5,88,728	22,02,670	11,27,154	10,78,295	2
Straits Settlements (including Labuan)	—	—	—	—	—	
Kenya Colony	—	—	—	—	—	
Canada— Via Atlantic Coast	—	—	—	—	—	2,672	
TOTAL BRITISH EMPIRE	—	—	—	—	—	5,88,728	22,02,670	11,27,154	10,78,967	2
Sweden	—	—	—	—	—	2,302	1,85,622	7,49,293	2,510	
Germany	—	—	—	—	—	35,925	29,344	1,10,602	5,07,493	
Netherlands	—	—	—	—	—	37,703	
Belgium	—	—	—	—	—	10,368	
France	—	—	—	—	—	2,166	
Italy	—	—	—	—	—	1,824	..	
Java	—	—	—	—	—	..	5,615	1,718	263	
Philippine Islands and Guam	—	—	—	—	—	
Japan	—	—	—	—	—	3,050	..	
Portuguese East Africa	—	—	—	—	—	40	..	
United States of America— Via Atlantic Coast	—	—	—	—	—	4,56,977	14,19,002	10,25,369	4,27,483	2
“ Pacific “	—	—	—	—	—	1,612	1,098	46,265	61,631	
TOTAL FOREIGN COUNTRIES	—	—	—	—	—	4,96,816	16,40,661	19,38,161	10,49,617	11

* Shown as a Foreign Country from 1923-24.

No. 13—continued

ARTICLES, AND COUNTRIES OF CONSIGNMENT; ALSO SHARE OF EACH PROVINCE	QUANTITY					VALUE				
	1922-23	1923-24	1924-25	1925-26	1926-27	1922-23	1923-24	1924-25	1925-26	1926-27
Machinery and Millwork— continued;										
<i>Machinery, not being Prime- movers or Electrical machi- nery—continued</i>										
<i>Oil crushing and refining machi- nery (III. J)—continued</i>										
<i>Share of Bengal</i>						9,04,126	31,22,757	15,42,324	14,61,011	21,45,767
" <i>Bombay</i>						96,830	1,24,191	3,45,011	1,86,300	4,40,927
" <i>Sind</i>						40,975	1,14,354	1,46,313	1,46,547	1,72,103
" <i>Madras</i>						6,215	4,205	6,492	3,677	15,407
" <i>Burma</i>						32,233	4,77,844	12,01,605	3,49,049	5,01,345
TOTAL						10,85,529	38,43,351	20,65,315	21,25,584	32,85,109
<i>Paper mill machinery (III. J)</i>										
United Kingdom						6,13,033	5,11,300	5,34,520	2,94,726	6,20,922
Zanzibar and Pemba								1,030		
TOTAL BRITISH EMPIRE						6,13,033	5,11,300	5,35,550	2,94,726	6,20,922
Sweden										1,310
Norway										2,067
Germany						6,67,590	27,177	1,60,516	32,747	12,236
Belgium							47,590	3,767	997	2,245
France									1,084	1,082
Switzerland							12,167			
Italy									1,380	
Austria							1,376	2,870	2,057	11,324
United States of America— Via Atlantic Coast						1,19,652	16,643	18,467	2,038	12,053
Other Foreign Countries						388				213
TOTAL FOREIGN COUNTRIES						7,86,580	1,04,959	1,85,620	41,903	42,563
<i>Share of Bengal</i>						10,14,010	4,51,189	4,69,349	3,10,339	6,39,360
" <i>Bombay</i>						3,886	27,295	1,35,375	14,469	23,625
" <i>Madras</i>						3,71,500	1,37,769	1,14,946	10,791	1,710
" <i>Burma</i>						6,217			610	
TOTAL						13,96,613	6,16,253	7,21,170	3,36,029	6,66,485
<i>Refrigerating machinery (III. J)</i>										
United Kingdom						3,92,970	4,66,977	4,11,369	2,44,478	5,22,338
Mesopotamia						2,750				
Straits Settlements (includ- ing Labuan)						290				611
New South Wales										1,513
<i>Australian Commonwealth (Total)</i>										1,513
TOTAL BRITISH EMPIRE						3,95,960	4,66,977	4,11,369	2,44,478	5,24,462
Sweden							1,254	1,681	11,601	26,021
Norway							2,172		652	
Denmark									4,794	10,880
Germany						44,995	17,606	76,520	48,111	67,289
Netherlands										26,886
Belgium									1,438	3,086
France							5,209	1,298	125	
Switzerland								6,523	2,273	1,222
Italy						3,406		1,301	15,966	6,523
United States of America— Via Atlantic Coast						3,71,258	4,09,020	2,21,172	5,02,084	5,03,779
" <i>Pacific</i>										20
Other Foreign Countries							160		50	320
TOTAL FOREIGN COUNTRIES						4,19,719	4,35,411	3,08,495	5,37,029	6,46,476
<i>Share of Bengal</i>						1,58,087	2,01,090	83,771	2,11,167	3,36,795
" <i>Bombay</i>						4,04,883	2,90,237	3,20,787	2,39,962	1,79,167
" <i>Sind</i>						1,12,327	1,56,101	1,77,990	2,66,314	2,26,433
" <i>Madras</i>						18,376		23,902	3,343	55,402
" <i>Burma</i>						1,21,527	2,54,960	1,68,414	1,15,186	3,72,343
TOTAL						8,15,699	9,02,838	7,19,864	8,31,507	11,70,732

ARTICLES AND COUNTRIES OF CONSIGNMENT; ALSO SHARE OF EACH PROVINCE	QUANTITY					VALUE				
	1922-23	1923-24	1924-25	1925-26	1926-27	1922-23	1923-24	1924-25	1925-26	1926-27
Machinery and Millwork						R	R	R	R	R
<i>continued</i>										
Machinery, not being Prime-movers or Electrical machinery—continued										
Rice and flour mill machinery (III J)—										
United Kingdom	—	—	—	—	—	22,51,060	9,34,023	14,19,501	8,27,149	10,71,157
Ceylon	—	—	—	—	—	1,022	..	566	1,095	2,200
Straits Settlements (including Labuan)	—	—	—	—	—	3,543	7,098	2,462
Victoria	—	—	—	—	—	168	6,145	..
Australian Commonwealth (Total)	—	—	—	—	—	163	6,145	..
TOTAL BRITISH EMPIRE						22,52,082	9,34,023	14,23,778	8,41,477	10,75,819
Sweden	—	—	—	—	—	1,253	4,705	1,512	273	..
Denmark	—	—	—	—	—	2,443	..	1,143
Germany	—	—	—	—	—	16,44,111	5,81,824	6,15,080	10,29,036	12,04,825
Netherlands	—	—	—	—	—	22,040	1,074	3,795
Belgium	—	—	—	—	—	1,02,857	79,975	2,20,759	96,409	1,03,209
France	—	—	—	—	—	1,902	2,435	1,322	2,645	..
Switzerland	—	—	—	—	—	9,324	13,788	12,394	3,733	967
Italy	—	—	—	—	—	615	1,043	130	543	4,480
China (exclusive of Hong-kong and Macao)	—	—	—	—	—	..	7,917	1,500
Japan	—	—	—	—	—	..	1,465	520	..	1,784
United States of America—V & Atlantic Coast	—	—	—	—	—	2,54,326	5,15,993	4,90,822	4,56,469	3,72,558
Other Foreign Countries	—	—	—	—	—	980	282	..	615	675
TOTAL FOREIGN COUNTRIES						20,17,311	12,09,352	13,71,672	15,00,302	16,93,788
Share of Bengal	—	—	—	—	—	1,01,636	3,54,105	2,35,335	4,76,604	5,66,140
.. Bombay	—	—	—	—	—	4,34,350	3,72,427	3,43,807	3,65,072	5,43,105
.. Sind	—	—	—	—	—	3,79,640	5,23,983	5,88,371	5,32,114	3,17,816
.. Madras	—	—	—	—	—	1,21,554	2,28,187	3,20,148	1,31,816	2,98,037
.. Burma	—	—	—	—	—	31,12,714	6,04,673	6,07,234	9,26,673	10,29,609
TOTAL						42,69,393	21,43,375	27,95,445	24,32,270	27,69,607
Saw mill and wood working machinery (III J)—										
United Kingdom	—	—	—	—	—	5,51,686	8,12,386	10,98,931	6,06,014	6,77,268
Mesopotamia	—	—	—	—	—	..	3,300	120
Ceylon	—	—	—	—	—	..	720	..	1,434	175
Other British Possessions	—	—	—	—	—	123	313	..
TOTAL BRITISH EMPIRE						5,51,686	8,16,906	10,99,224	6,07,768	6,77,443
Sweden	—	—	—	—	—	700	..	35,131	48,548	..
Germany	—	—	—	—	—	19,320	45,778	95,526	62,816	10,627
Netherlands	—	—	—	—	—	1,721	3,101	..
Belgium	—	—	—	—	—	1,755	5,528	15,492	21,223	18,699
France	—	—	—	—	—	112	5,963	13,015	1,130	9,008
Switzerland	—	—	—	—	—	16,902	2,360
Austria	—	—	—	—	—	2,237
Japan	—	—	—	—	—	..	2,168	10,417	4,716	3,254
United States of America—V & Atlantic Coast	—	—	—	—	—	2,05,997	1,58,490	1,17,422	88,597	1,33,497
.. Pacific	—	—	—	—	—	1,493	475
Other Foreign Countries	—	—	—	—	—	910	100	436
TOTAL FOREIGN COUNTRIES						2,94,290	2,17,932	2,98,053	2,17,123	1,78,847
Share of Bengal	—	—	—	—	—	2,03,430	1,95,551	1,81,903	1,54,016	91,295
.. Bombay	—	—	—	—	—	2,17,979	2,23,542	6,01,430	2,33,564	3,01,036
.. Sind	—	—	—	—	—	49,893	41,613	29,713	12,712	42,323
.. Madras	—	—	—	—	—	2,19,673	1,00,312	83,307	1,10,855	1,55,474
.. Burma	—	—	—	—	—	2,30,001	4,67,320	4,76,339	3,07,745	2,60,199
TOTAL						4,75,975	10,34,833	13,27,277	8,24,894	6,66,290

No. 13—continued

ARTICLES, AND COUNTRIES OF CONSIGNMENT; ALSO SHARE OF EACH PROVINCE	QUANTITY					VALUE				
	1922-23	1923-24	1924-25	1925-26	1926-27	1922-23	1923-24	1924-25	1925-26	1926-27
Machinery and Millwork —continued <i>Machinery, not being Prime- movers or Electrical machinery—continued</i> Sewing and knitting machines and parts thereof—										
Sewing and knitting machines (III J)—	No.	No.	No.	No.	No.					
United Kingdom	39,502	41,857	49,042	54,342	50,559	37,45,038	42,01,285	51,53,266	60,21,550	54,83,176
Ceylon	16	21	23	25	29	2,306	1,378	1,832	2,801	1,247
Straits Settlements (including Labuan)	41	17	35	24	17	1,830	1,285	1,616	1,378	852
Natal	1	12	15	15	15	75	953	909	1,014	1,054
Zanzibar and Pemba	—	14	2	24	10	—	1,254	70	1,970	3,110
Kenya Colony	—	—	23	54	32	—	—	1,650	3,158	1,380
Other British Possessions	7	7	69	18	10	660	340	505	977	605
TOTAL BRITISH EMPIRE	39,567	41,928	49,214	54,502	50,672	37,49,809	42,05,475	51,59,326	60,32,338	54,94,424
Sweden	13	10	14	33	22	1,009	1,019	1,169	2,775	2,106
Germany	5,206	6,145	11,257	14,348	18,433	2,66,248	4,76,661	7,94,567	9,80,345	12,33,065
Netherlands	54	—	206	44	7	5,697	—	19,472	2,856	155
Belgium	—	1	1	692	1,355	—	130	391	66,158	1,23,257
France	4	5	12	7	8	509	2,750	5,840	7,718	4,617
Switzerland	53	18	6	9	17	23,393	7,393	5,617	1,768	2,723
Italy	3	—	5	85	20	587	441	355	5,037	1,646
Austria	13	—	1	3	5	1,370	—	113	1,040	2,037
China (exclusive of Hong- kong and Macao)	2	1	3	8	21	165	80	227	515	1,353
Japan	195	18	6	108	346	4,153	1,097	425	9,322	39,683
Portuguese East Africa	—	3	—	16	—	—	105	—	1,695	—
Madagascar	1	4	20	1	72	25	445	1,840	60	609
United States of America— Via Atlantic Coast	935	233	482	471	514	52,075	41,716	45,780	61,193	83,015
Other Foreign Countries	4	7	2	9	5	290	606	115	1,009	278
TOTAL FOREIGN COUNTRIES	6,482	6,457	12,015	16,333	20,825	4,58,121	5,32,433	6,65,911	11,61,501	15,10,764
<i>Share of Bengal</i>	<i>9,717</i>	<i>7,513</i>	<i>5,331</i>	<i>10,123</i>	<i>12,090</i>	<i>8,59,194</i>	<i>6,89,060</i>	<i>6,10,323</i>	<i>11,64,274</i>	<i>11,71,700</i>
" <i>Bombay</i>	<i>3,747</i>	<i>12,924</i>	<i>13,367</i>	<i>13,582</i>	<i>13,411</i>	<i>9,35,043</i>	<i>13,46,493</i>	<i>13,83,734</i>	<i>15,39,033</i>	<i>16,73,965</i>
" <i>Sind</i>	<i>14,954</i>	<i>16,303</i>	<i>19,973</i>	<i>31,063</i>	<i>24,279</i>	<i>11,74,689</i>	<i>14,73,012</i>	<i>27,00,295</i>	<i>27,80,833</i>	<i>30,03,540</i>
" <i>Madras</i>	<i>2,199</i>	<i>3,673</i>	<i>5,201</i>	<i>5,048</i>	<i>3,354</i>	<i>2,35,103</i>	<i>4,01,055</i>	<i>5,44,062</i>	<i>5,00,671</i>	<i>3,89,946</i>
" <i>Burma</i>	<i>10,433</i>	<i>7,957</i>	<i>6,353</i>	<i>11,019</i>	<i>3,452</i>	<i>10,03,396</i>	<i>3,80,313</i>	<i>7,13,673</i>	<i>11,59,099</i>	<i>3,71,023</i>
TOTAL	46,050	48,385	61,229	70,835	71,497	42,07,930	47,38,908	60,25,247	71,98,839	70,05,188
Parts of sewing and knitting machines and accessories (III J)—										
United Kingdom	—	—	—	—	—	8,34,022	5,43,875	6,35,968	6,33,421	16,40,801
Ceylon	—	—	—	—	—	303	605	1,247	100	324
Other British Possessions	—	—	—	—	—	—	82	20	50	21
TOTAL BRITISH EMPIRE	—	—	—	—	—	8,34,325	5,44,512	6,37,220	6,33,571	16,41,146
Germany	—	—	—	—	—	69,909	1,09,724	1,50,682	1,44,465	86,944
Netherlands	—	—	—	—	—	52	5,026	456	7,792	22
Belgium	—	—	—	—	—	—	75	23,716	100	11,210
France	—	—	—	—	—	—	—	441	2,356	8,242
China (exclusive of Hong- kong and Macao)	—	—	—	—	—	—	3,395	—	5	—
Japan	—	—	—	—	—	11,221	1,561	9,842	520	—
United States of America— Via Atlantic Coast	—	—	—	—	—	21,669	7,297	21,278	9,270	12,149
" <i>Pacific</i>	—	—	—	—	—	—	48	—	—	—
Other Foreign Countries	—	—	—	—	—	427	132	—	107	245
TOTAL FOREIGN COUNTRIES	—	—	—	—	—	1,03,278	1,27,558	2,06,610	1,64,609	1,18,613
<i>Share of Bengal</i>	<i>—</i>	<i>—</i>	<i>—</i>	<i>—</i>	<i>—</i>	<i>1,42,193</i>	<i>91,910</i>	<i>2,16,408</i>	<i>1,61,076</i>	<i>1,63,764</i>
" <i>Bombay</i>	<i>—</i>	<i>—</i>	<i>—</i>	<i>—</i>	<i>—</i>	<i>1,41,716</i>	<i>2,12,315</i>	<i>2,43,197</i>	<i>1,01,068</i>	<i>1,81,083</i>
" <i>Sind</i>	<i>—</i>	<i>—</i>	<i>—</i>	<i>—</i>	<i>—</i>	<i>3,66,114</i>	<i>1,22,993</i>	<i>2,01,710</i>	<i>2,38,035</i>	<i>7,85,933</i>
" <i>Madras</i>	<i>—</i>	<i>—</i>	<i>—</i>	<i>—</i>	<i>—</i>	<i>1,31,396</i>	<i>1,13,270</i>	<i>36,341</i>	<i>1,19,937</i>	<i>1,92,604</i>
" <i>Burma</i>	<i>—</i>	<i>—</i>	<i>—</i>	<i>—</i>	<i>—</i>	<i>1,56,135</i>	<i>1,31,582</i>	<i>1,46,014</i>	<i>1,77,476</i>	<i>10,33,016</i>
TOTAL	—	—	—	—	—	9,37,603	6,72,070	8,43,740	7,96,120	17,69,956

ARTICLES, AND COUNTRIES OF CONSIGNMENT; ALSO SHARE OF EACH PROVINCE	QUANTITY					VALUE				
	1922-23	1923-24	1924-25	1925-26	1926-27	1922-23	1923-24	1924-25	1925-26	1926-27
Machinery and Millwork— continued Machinery, not being Prime- movers or Electrical machi- nery—continued Sugar machinery (III. J)—						R	R	R	R	R
United Kingdom	—	—	—	—	—	10,64,467	12,22,348	15,56,182	12,31,185	5,55,091
Germany	—	—	—	—	—	40,691	2,994	856	2,47,563	21,699
Belgium	—	—	—	—	—	5,52,779	4,552	20,582	285	1,385
France	—	—	—	—	—	69,441	54,746	7,804
United States of America— Via Atlantic Coast	—	—	—	—	—	30,716	48,291	14,750	63,388	35,068
TOTAL FOREIGN COUNTRIES	—	—	—	—	—	6,24,186	55,837	1,05,629	3,65,932	65,716
Share of Bengal	—	—	—	—	—	11,20,188	11,22,183	11,76,864	14,32,474	5,30,842
“ Bombay	—	—	—	—	—	4,70,987	1,17,160	3,55,751	70,090	54,946
“ Sind	—	—	—	—	—	3,252	13,379	85,608	6,229	2,836
“ Madras	—	—	—	—	—	94,059	24,931	40,067	19,886	19,826
“ Burma	—	—	—	—	—	1,103	532	4,181	3,436	13,067
TOTAL	—	—	—	—	—	16,88,653	12,78,185	16,61,611	15,97,117	6,20,887
Tea machinery (III. J)—										
United Kingdom	—	—	—	—	—	25,27,515	38,10,484	45,11,408	37,65,346	25,11,697
Ceylon	—	—	—	—	—	51,285	1,02,840	1,33,329	92,512	1,15,918
TOTAL BRITISH EMPIRE	—	—	—	—	—	25,78,800	39,13,324	46,44,732	38,57,858	26,27,615
TOTAL FOREIGN COUNTRIES	—	—	—	—	—	418	1,321	1,327	645	484
Share of Bengal	—	—	—	—	—	22,71,538	33,67,183	39,65,393	34,40,195	22,87,640
“ Bombay	—	—	—	—	—	..	7,584	..	645	2,549
“ Sind	—	—	—	—	—	10,350	719
“ Madras	—	—	—	—	—	3,07,630	5,39,878	6,80,117	4,07,312	3,97,191
“ Burma	—	—	—	—	—	449
TOTAL	—	—	—	—	—	25,79,218	39,14,645	46,46,959	38,58,503	26,28,099
Textile machinery— Cotton— Cotton Bleaching and Dyeing machinery (III. J)—										
United Kingdom	—	—	—	—	—	7,47,608	6,53,676	3,10,635	2,05,089	2,74,366
Germany	—	—	—	—	—	5,98,171	65,288	65,545	1,11,696	42,403
Netherlands	—	—	—	—	—	4,011	5,659	..
Belgium	—	—	—	—	—	4,840	458	..
Switzerland	—	—	—	—	—	76
United States of America— Via Atlantic Coast	—	—	—	—	—	45,437	1,10,835	3,84,611	24,677	27,758
TOTAL FOREIGN COUNTRIES	—	—	—	—	—	6,47,619	1,76,123	4,55,075	1,42,490	70,156
Share of Bengal	—	—	—	—	—	..	5,006	21,320	2,913	6,344
“ Bombay	—	—	—	—	—	10,93,782	6,01,372	6,79,400	2,87,560	1,77,597
“ Madras	—	—	—	—	—	2,95,445	2,23,421	64,990	60,106	1,61,581
TOTAL	—	—	—	—	—	13,95,227	8,29,799	7,65,710	3,50,579	3,44,522
Cotton Printing machinery (III. J)—										
United Kingdom	—	—	—	—	—	25,956	5,627	20,118	9,033	34,969
Germany	—	—	—	—	—	3,546	..	3,508
Netherlands	—	—	—	—	—
Italy	—	—	—	—	—	60
United States of America— Via Atlantic Coast	—	—	—	—	—	2,768
Total Foreign Countries	—	—	—	—	—	3,606	..	5,976
Share of Bengal	—	—	—	—	—	23,750
“ Bombay	—	—	—	—	—	18,732	7,174	37,575
“ Sind	—	—	—	—	—	3,546
“ Madras	—	—	—	—	—	2,208	5,627	966	1,359	3,370
“ Burma	—	—	—	—	—	480
TOTAL	—	—	—	—	—	25,956	5,627	23,724	9,033	40,945

No. 13—continued/

ARTICLES, AND COUNTRIES OF CONSIGNMENT; ALSO SHARE OF EACH PROVINCE	QUANTITY					VALUE				
	1922-23	1923-24	1924-25	1925-26	1926-27	1922-23	1923-24	1924-25	1925-26	1926-27
Machinery and Millwork—continued						R	R	R	R	R
Machinery, not being Prime-movers or Electrical machinery—continued										
Textile machinery—continued										
Cotton—continued										
Cotton Spinning machinery (III J)										
United Kingdom						6,42,06,630	3,83,24,696	1,43,39,334	1,17,92,024	75,81,585
Ceylon						1,385	959	99
Natal						60	..
TOTAL BRITISH EMPIRE						6,42,07,014	3,83,25,655	1,43,39,393	1,17,92,094	75,81,585
Sweden						..	3,766	794	101	1,934
Germany						3,18,030	1,84,535	3,72,167	1,37,043	2,07,438
Netherlands						450	6,958	660	4,409	..
Belgium						3,05,735	11,307	4,682	1,780	15,036
France						..	4,165	2,375	19,893	4,983
Italy						..	14,402	13,251	32,451	17,608
Austria						..	1,080	5,097	..	228
Czechoslovakia						1,413
China (exclusive of Hong-kong and Macao)						1,600	..
Japan						68,027	25,834	38,505	24,816	7,743
Egypt*						1,690
United States of America—										
Via Atlantic Coast						1,68,489	6,41,041	3,67,743	1,34,852	1,22,736
Other Foreign Countries						..	502	910
TOTAL FOREIGN COUNTRIES						9,47,098	8,94,710	3,06,964	3,37,025	3,79,611
Share of Bengal						62,37,374	33,62,967	13,33,633	3,77,669	3,06,610
Bombay						5,13,97,868	3,17,69,376	1,02,98,272	94,06,835	61,29,247
Sind						4,567	..	18,123	30,130	10,355
Madras						74,77,893	45,43,000	23,94,404	17,40,233	10,01,620
Burma						16,411	44,522	1,385	22,487	3,454
TOTAL						6,51,54,107	3,97,20,365	1,51,46,297	1,51,49,109	79,60,196
Cotton Weaving machinery (III J)										
United Kingdom						1,39,06,399	1,10,26,153	67,45,749	61,60,017	58,05,086
Ceylon						..	1,755	..	22	230
Other British Possessions						138	..	374
TOTAL BRITISH EMPIRE						1,39,06,399	1,10,27,908	67,45,887	61,60,039	58,05,690
Russia—										
Northern Russia						2,339	..
Germany						31,475	21,412	67,030	79,487	1,19,219
Netherlands						7,226	1,656	6,969	40,757	14,020
Belgium						..	1,075	2,643	..	1,694
France						1,761	1,702	1,962	17,254	1,797
Italy						2,442	3,554	17,653	27,371	12,669
Austria						12,037	6,635
Smyrna						5,234
Japan						4,235	6,639	6,590	3,790	3,565
United States of America—										
Via Atlantic Coast						655	862	47,383	22,040	31,359
Other Foreign Countries						370	..	666	..	160
TOTAL FOREIGN COUNTRIES						48,724	41,899	1,50,311	2,10,575	2,00,690
Share of Bengal						10,54,917	11,52,614	5,25,227	6,12,617	5,10,209
Bombay						1,02,22,320	32,44,027	55,21,266	51,53,269	43,29,254
Sind						562	..	20,334	11,167	60,261
Madras						25,90,691	16,63,290	3,07,303	5,37,277	5,00,590
Burma						25,613	9,246	10,258	192	6,312
TOTAL						1,39,55,123	1,10,69,807	68,96,198	63,70,614	60,06,286

* Shown as a Foreign Country from 1923-24.

GENERAL IMPORTS

(282)

No. 13—continued

ARTICLES, AND COUNTRIES OF CONSIGNMENT; ALSO SHARE OF EACH PROVINCE	QUANTITY					VALUE				
	1922-23	1923-24	1924-25	1925-26	1926-27	1922-23	1923-24	1924-25	1925-26	1926-27
Machinery and Millwork—continued						R	R	R	R	R
Machinery, not being Prime-movers or Electrical machinery—continued										
Textile machinery—continued										
Cotton—continued										
Cotton, other sorts (III. J)—										
United Kingdom	—	—	—	—	—	41,70,890	48,89,891	38,20,902	48,38,791	25,34,880
Ceylon	—	—	—	—	—	180	..	50	6,250	..
TOTAL BRITISH EMPIRE	—	—	—	—	—	41,70,890	48,89,891	38,20,952	48,40,041	25,34,880
Germany	—	—	—	—	—	65,036	23,801	57,349	1,76,689	84,788
Netherlands	—	—	—	—	—	3,484	..	2,980	27,472	8,851
Belgium	—	—	—	—	—	7,525	3,653	..	20,946	11,477
France	—	—	—	—	—	392	5,390	..
Switzerland	—	—	—	—	—	3,169	2,920	..
Italy	—	—	—	—	—	1,089	..	9,078
Smyrna	—	—	—	—	—	6,450
Japan	—	—	—	—	—	30,411	200	2,505	2,419	954
French Somaliland	—	—	—	—	—	383
United States of America— Via Atlantic Coast	—	—	—	—	—	89,691	21,725	44,207	35,747	47,645
TOTAL FOREIGN COUNTRIES	—	—	—	—	—	1,99,708	49,879	1,08,080	2,71,583	1,09,045
Share of Bengal	—	—	—	—	—	2,42,945	84,116	23,575	23,449	10,810
" Bombay	—	—	—	—	—	31,69,016	40,46,389	35,09,785	34,41,133	20,11,267
" Sind	—	—	—	—	—	17,767	1,03,731	2,97,337	9,83,772	4,18,551
" Madras	—	—	—	—	—	2,13,534	1,31,995	94,703	2,06,194	2,59,800
" Burma	—	—	—	—	—	7,27,016	23,139	3,682	2,026	2,998
TOTAL	—	—	—	—	—	48,70,268	43,89,270	39,29,082	46,11,574	27,08,426
Total Cotton machinery—										
United Kingdom	—	—	—	—	—	8,30,55,972	5,48,50,043	2,52,36,638	2,25,02,954	1,62,30,386
Ceylon	—	—	—	—	—	1,565	2,714	149	6,272	390
Other British Possessions	—	—	—	—	—	188	60	374
TOTAL BRITISH EMPIRE	—	—	—	—	—	8,30,57,537	5,48,52,757	2,52,36,825	2,25,09,286	1,62,30,990
Russia—										
Northern Russia	—	—	—	—	—	2,339	..
Sweden	—	—	—	—	—	..	3,766	794	101	2,337
Germany	—	—	—	—	—	10,12,712	2,95,036	5,65,640	5,04,865	4,52,823
Netherlands	—	—	—	—	—	15,281	8,618	10,599	78,288	25,579
Belgium	—	—	—	—	—	4,03,260	16,095	12,465	23,184	28,207
France	—	—	—	—	—	2,153	5,887	3,457	42,596	6,780
Switzerland	—	—	—	—	—	3,789	592	222	2,920	..
Italy	—	—	—	—	—	2,442	22,956	32,003	60,322	39,845
Austria	—	—	—	—	—	..	1,980	5,097	12,087	6,853
Czechoslovakia	—	—	—	—	—	1,412
Smyrna	—	—	—	—	—	12,694
China (exclusive of Hong-kong and Macao)	—	—	—	—	—	300	..	520	1,600	..
Japan	—	—	—	—	—	97,673	82,728	47,600	30,025	17,268
EGYPT*	—	—	—	—	—	1,690
French Somaliland	—	—	—	—	—	383
United States of America— Via Atlantic Coast	—	—	—	—	—	3,04,222	7,74,468	8,43,949	2,17,316	2,32,291
TOTAL FOREIGN COUNTRIES	—	—	—	—	—	18,48,144	11,62,111	15,24,036	9,81,623	8,24,455
Share of Bengal	—	—	—	—	—	75,78,686	47,04,703	19,04,365	15,21,648	13,62,633
" Bombay	—	—	—	—	—	6,59,48,980	4,46,61,564	2,06,37,805	1,83,61,312	1,32,05,040
" Sind	—	—	—	—	—	22,906	1,03,731	3,39,340	9,81,075	4,43,077
" Madras	—	—	—	—	—	1,06,80,769	65,67,863	32,62,866	26,02,168	19,36,561
" Burma	—	—	—	—	—	7,69,040	77,507	16,885	24,706	11,764
TOTAL	—	—	—	—	—	8,49,00,681	5,60,14,868	2,47,60,961	2,34,90,909	1,70,55,475

* Shown as a Foreign Country from 1923-24.

No. 13—continued.

ARTICLES, AND COUNTRIES OF CONSIGNMENT; ALSO SHARE OF EACH PROVINCE	QUANTITY					VALUE				
	1922-23	1923-24	1924-25	1925-26	1926-27	1922-23	1923-24	1924-25	1925-26	1926-27
Machinery and Millwork —continued						R	R	R	R	R
<i>Machinery, not being Prime- movers or Electrical machinery—continued</i>										
<i>Textile machinery—continued</i>										
Jute (III. J)—										
United Kingdom						1,78,55,021	1,33,02,864	91,02,847	80,25,839	63,76,854
Other British Possessions						1,395
TOTAL BRITISH EMPIRE						1,78,56,416	1,33,02,864	91,02,847	80,25,839	63,76,854
Sweden						..	8,800	3,477	25,185	15,635
Norway						1,079
Germany						21,898	5,283	8,393	10,581	22,630
Netherlands						24,965	4,037	..
Belgium						905	..	2,558	..	3,814
Italy						1,046	..
United States of America— <i>Via Atlantic Coast</i>						5,04,065	2,72,367	1,67,006	90,478	47,160
TOTAL FOREIGN COUNTRIES						5,51,833	3,86,540	1,81,146	1,81,022	90,538
<i>Share of Bengal</i>						1,70,36,480	1,20,99,605	98,54,359	81,96,452	64,46,820
<i>Bombay</i>						1,010	2,607	850	24,209	10,049
<i>Madras</i>						3,71,759	5,27,182	28,784	36,510	9,673
TOTAL						1,79,08,249	1,28,89,404	92,83,998	81,87,761	64,67,892
Shuttles (excluding those for sewing machines) (III. J)—										
United Kingdom						9,01,821	8,97,700	8,66,268	6,72,913	7,13,227
Ceylon						1,040
Canada— <i>Via Atlantic Coast</i>						8,800	..
TOTAL BRITISH EMPIRE						9,02,861	8,97,700	8,66,268	6,76,513	7,13,227
Germany						128	1,392	514	1,412	3,485
Italy						965	6,499	24,708	75,749	60,504
Austria						185
Japan						44,197	6,800	912	803	2,488
United States of America— <i>Via Atlantic Coast</i>						4,490	3,288	1,352	11,386	4,632
TOTAL FOREIGN COUNTRIES						49,780	17,979	27,487	89,410	77,984
<i>Share of Bengal</i>						80,767	1,27,362	1,04,362	1,56,430	1,51,438
<i>Bombay</i>						3,67,834	7,70,749	7,28,028	5,92,178	6,25,049
<i>Madras</i>						2,990	7,658	1,320	12,324	13,534
<i>Burma</i>						550
TOTAL						9,52,141	9,15,769	8,98,755	7,65,922	7,90,011
Wool machinery (III. J)—										
United Kingdom						27,73,122	10,86,841	5,24,422	1,78,046	4,05,453
Germany						46,991	80,159	2,002
Switzerland						..	149	1,964
Italy						5,282	..	310
Smyrna						2,722
United States of America— <i>Via Atlantic Coast</i>						2,910	5,331	1,425
Other Foreign Countries						50	..	100
TOTAL FOREIGN COUNTRIES						2,910	5,470	54,313	80,159	9,599
<i>Share of Bengal</i>						1,41,184	77,701	1,19,796	43,016	51,452
<i>Bombay</i>						23,17,303	3,62,598	1,70,181	66,626	2,21,076
<i>Sind</i>						1,26,171	3,71,736	2,79,204	33,753	1,23,693
<i>Madras</i>						1,91,314	2,80,235	9,554	9,321	17,662
<i>Burma</i>						1,265
TOTAL						27,76,032	10,92,220	5,78,785	2,06,205	4,15,642

ARTICLES, AND COUNTRIES OF CONSIGNMENT; ALSO SHARE OF EACH PROVINCE	QUANTITY					VALUE				
	1922-23	1923-24	1924-25	1925-26	1926-27	1922-23	1923-24	1924-25	1925-26	1926-27
Machinery and Millwork— continued						R	R	R	R	R
<i>Machinery, not being Prime- movers or Electrical machinery—continued</i>										
<i>Textile machinery—continued</i>										
<i>Other sorts (III. J)—</i>										
United Kingdom						2,28,912	2,16,406	4,17,787	2,60,696	2,41,448
Ceylon						836	1,747
Other British Possessions						448
TOTAL BRITISH EMPIRE						2,29,360	2,16,406	4,17,787	2,61,472	2,43,195
Sweden						6,685	..
Germany						5,865	22,214	15,848	18,657	49,884
Netherlands						128	..
Belgium						10,306	..
France						6,268	8,536	4,289
Switzerland						950	12,482
Italy						4,076	22,902	1,00,868	1,948	1,15,072
Japan						709	..	1,094	..	1,027
United States of America— Via Atlantic Coast						679	7,940	21,775	11,965	1,490
TOTAL FOREIGN COUNTRIES						12,278	53,056	1,45,858	58,225	1,84,244
<i>Share of Bengal</i>						<i>41,177</i>	<i>30,681</i>	<i>98,385</i>	<i>92,688</i>	<i>1,46,466</i>
.. Bombay						1,57,026	34,087	2,15,252	1,26,933	1,04,740
.. Sind						..	12,666	98,956	1,367	1,20,265
.. Madras						36,121	1,32,028	1,52,273	99,519	84,867
.. Burma						7,314	..	3,274	..	1,101
TOTAL						2,41,638	2,69,462	5,63,140	3,19,597	4,27,439
Total Textile Machinery— United Kingdom						10,43,14,848	7,03,53,944	3,61,47,962	3,16,40,388	2,39,67,368
Ceylon						2,605	2,714	149	7,108	1,977
Canada— Via Atlantic Coast						3,600	..
Other British Possessions						1,843	..	138	60	374
TOTAL BRITISH EMPIRE						10,43,18,796	7,03,56,658	3,61,48,249	3,16,51,156	2,39,69,719
Russia— Northern Russia						2,839	..
Sweden						..	12,656	4,271	31,971	18,172
Norway						1,079
Germany						10,40,608	8,23,925	6,39,078	5,65,674	5,81,824
Netherlands						40,196	8,618	10,649	82,458	25,579
Belgium						4,04,165	16,095	15,033	33,499	82,021
France						2,153	5,887	9,725	51,072	11,069
Switzerland						4,689	740	222	2,980	14,446
Italy						7,482	52,357	1,62,361	1,39,665	2,21,321
Austria						..	1,980	5,097	12,087	7,208
Czechoslovakia						1,412
Smyrna— China (exclusive of Hong- kong and Macao)						300	..	520	1,600	..
Japan						1,42,579	39,523	49,607	36,888	20,778
Egypt*						1,690
French Somaliland						333
United States of America— Via Atlantic Coast						8,16,366	11,63,889	10,34,062	3,31,167	2,66,968
TOTAL FOREIGN COUNTRIES						24,59,945	16,25,165	19,32,335	12,91,339	11,84,240
<i>Share of Bengal</i>						<i>3,48,77,594</i>	<i>1,80,10,052</i>	<i>1,15,41,257</i>	<i>99,23,138</i>	<i>81,68,799</i>
.. Bombay						6,92,62,213	4,53,31,605	2,17,51,871	1,91,67,044	1,41,67,153
.. Sind						1,49,077	4,38,133	7,12,600	10,66,165	7,33,040
.. Madras						1,16,32,953	75,74,526	49,64,797	27,61,443	20,82,637
.. Burma						7,76,904	77,507	20,259	24,706	14,130
TOTAL						10,67,78,741	7,19,81,823	3,80,80,584	3,29,43,495	2,51,65,959

* Shows as a Foreign Country from 1923-24.

No. 13—continued

ARTICLES AND COUNTRIES OF CONSIGNMENT; ALSO SHARE OF EACH PROVINCE	QUANTITY					VALUE				
	1923-23	1923-24	1924-25	1925-26	1926-27	1923-23	1923-24	1924-25	1925-26	1926-27
	No.	No.	No.	No.	No.	R	R	R	R	R
Machinery and Millwork—continued										
<i>Machinery, not being Prime-movers or Electrical machinery—continued</i>										
Typewriters—										
Typewriters (III. J)—										
United Kingdom	296	384	435	607	1,133	74,110	71,804	73,957	86,009	1,69,057
Ceylon	3	43	6	40	13	369	4,978	793	4,505	1,817
Straits Settlements (including Labuan)	4	8	7	5	3	767	435	1,167	800	250
Hongkong	1	2	1	4	1	300	510	75	1,398	200
Other British Possessions	13	5	3	7	7	1,643	710	1,395	895	456
TOTAL BRITISH EMPIRE	316	432	447	663	1,157	77,134	78,237	77,230	93,607	1,73,580
Germany	230	436	242	265	238	47,506	68,235	30,032	23,516	30,056
Netherlands	7	1	1	2	2	1,323	—	130	125	82
France	—	12	5	16	9	—	2,057	1,331	3,307	1,237
Italy	6	1	—	3	11	1,375	200	—	335	309
Japan	2	1	5	1	1	335	75	1,450	15	270
United States of America—										
Via Atlantic Coast	3,355	6,969	6,782	9,900	12,359	8,37,433	13,28,850	12,04,257	14,30,241	19,99,400
" Pacific "	226	67	—	—	6	35,164	16,089	—	—	619
Other Foreign Countries	11	7	13	7	7	1,704	1,856	2,116	758	927
TOTAL FOREIGN COUNTRIES	3,787	7,493	6,998	10,224	12,633	9,14,745	14,17,362	12,39,375	15,13,295	20,39,510
Share of Bengal	2,069	3,091	2,625	4,409	6,793	3,98,044	5,79,854	4,92,870	7,12,122	8,76,593
Bombay	1,501	2,554	2,763	3,200	4,367	2,36,937	4,32,423	4,68,610	4,30,158	6,43,223
Sind	409	542	650	1,234	1,601	84,823	1,02,221	1,09,503	1,76,033	2,42,373
Madras	670	1,002	946	1,063	1,763	1,30,680	1,75,133	1,55,405	1,06,168	2,70,223
Burma	454	741	451	936	1,261	91,670	1,55,553	90,373	1,38,447	1,67,763
TOTAL	5,103	7,980	7,445	10,947	13,790	9,91,929	14,95,599	13,16,661	16,08,962	22,06,090
Parts and accessories (III. J)—										
United Kingdom	—	—	—	—	—	32,062	53,632	41,435	51,423	59,375
Mesopotamia	—	—	—	—	—	—	—	3,500	—	—
Ceylon	—	—	—	—	—	3,732	—	120	27	—
Other British Possessions	—	—	—	—	—	—	—	—	—	792
TOTAL BRITISH EMPIRE						35,794	53,632	45,105	51,450	60,167
Germany	—	—	—	—	—	3,510	2,745	2,262	6,772	3,099
Switzerland	—	—	—	—	—	330	4,523	1,279	96	137
Italy	—	—	—	—	—	4,122	146	—	711	1,053
United States of America—										
Via Atlantic Coast	—	—	—	—	—	1,10,036	1,18,719	89,097	93,324	1,28,551
Other Foreign Countries	—	—	—	—	—	770	1,633	650	365	—
TOTAL FOREIGN COUNTRIES						1,19,316	1,28,771	93,236	1,01,268	1,32,893
Share of Bengal						1,23,854	1,09,412	72,496	93,221	98,3
Bombay	—	—	—	—	—	16,223	22,166	31,000	27,762	42,072
Sind	—	—	—	—	—	1,231	3,176	7,556	3,351	6,009
Madras	—	—	—	—	—	27,796	16,927	19,843	9,119	24,664
Burma	—	—	—	—	—	10,643	16,722	16,503	14,213	23,013
TOTAL						1,76,012	1,32,403	1,38,398	1,52,721	1,92,260

No. 13—continued

ARTICLES, AND COUNTRIES OF CONSIGNMENT; ALSO SHARE OF EACH PROVINCE	QUANTITY					VALUE				
	1922-23	1923-24	1924-25	1925-26	1926-27	1922-23	1923-24	1924-25	1925-26	1926-27
						R	R	R	R	R
Machinery and Millwork—continued										
<i>Machinery, not being Prime-movers or Electrical machinery—continued</i>										
<i>Typewriters—continued</i>										
<i>Parts and accessories (III. J)—continued</i>										
<i>Other sorts of machinery (excluding printing machinery) (III. J)—</i>										
United Kingdom						2,53,65,705	2,11,48,823	1,73,99,806	1,71,89,558	1,78,00,209
Aden and Dependencies						290	296	6,315	2,460	25
Mesopotamia						80	2,958	7,537	7,140	880
Bahrain Islands								150	1,485	
Ceylon						60,867	46,618	68,222	60,909	57,019
Straits Settlements (including Labuan)						40,403	56,247	67,290	1,07,937	47,717
Egypt †						13,517				
Cape of Good Hope										1,090
Natal						40,000	993			2,992
Kenya Colony						100	50	80	1,030	230
Zanzibar and Pemba						11,500	3,000	875	360	400
Canada—										
<i>Via Atlantic Coast</i>						2,069		8,970	22,489	17,323
<i>" Pacific</i>							244			
Western Australia						29,718				175
South Australia (including Northern Territory)						850				
Victoria						14,676		755		
New South Wales						3,124	696			57,954
<i>Australian Commonwealth (Total)</i>						43,368	696	755		58,129
Other British Possessions						984		420	920	
TOTAL BRITISH EMPIRE						2,55,83,333	2,12,58,925	1,75,60,420	1,73,94,238	1,74,95,019
Sweden						31,703	1,22,865	6,02,413	4,70,136	3,34,851
Norway						3,000		8,312	1,988	1,251
Denmark						5,63,069	8,97,351	24,076	24,114	21,135
Germany						16,78,373	14,85,402	7,41,220	14,31,113	16,10,394
Netherlands						78,546	66,143	76,933	65,061	2,37,171
Belgium						1,48,773	2,20,072	2,37,507	2,18,888	1,77,932
France						78,446	54,758	46,702	34,192	1,04,740
Switzerland						4,443	14,880	33,415	89,316	2,04,890
Italy						29,356	79,036	1,04,893	1,08,095	1,09,023
Austria						3,793	7,082	7,304	6,657	10,837
Hungary										1,418
Czechoslovakia									7,568	776
Mascat Territory and Trucial Oman						100		635	1,595	
Persia								3,806	6,340	2,520
Java						1,373	1,558			
China (exclusive of Hong-kong and Macao)						152	5,427	3,780	10,137	5,935
Japan						45,697	2,36,293	1,37,295	2,13,195	1,55,131
Portuguese East Africa							300	213	2,691	
Egypt †							100	10,342	148	690
United States of America—										
<i>Via Atlantic Coast</i>						1,20,81,209	47,91,246	27,96,273	24,44,713	31,09,932
<i>" Pacific "</i>						24,875	2,265	246	3,736	31,543
Other Foreign Countries						1,110	215	216	1,330	377
TOTAL FOREIGN COUNTRIES						1,47,69,033	80,15,009	43,95,336	51,46,113	61,40,347
<i>Share of Bengal</i>						<i>3,13,36,379</i>	<i>1,26,56,171</i>	<i>92,07,185</i>	<i>66,13,398</i>	<i>1,10,43,374</i>
<i>" Bombay</i>						<i>1,23,17,314</i>	<i>1,03,45,347</i>	<i>66,89,033</i>	<i>60,53,625</i>	<i>59,22,973</i>
<i>" Sind</i>						<i>3,39,794</i>	<i>14,10,431</i>	<i>14,32,126</i>	<i>14,27,337</i>	<i>23,03,073</i>
<i>" Madras</i>						<i>23,50,443</i>	<i>17,54,329</i>	<i>21,13,344</i>	<i>23,31,646</i>	<i>27,33,159</i>
<i>" Burma</i>						<i>24,57,235</i>	<i>30,97,606</i>	<i>29,74,113</i>	<i>30,59,044</i>	<i>16,73,176</i>
TOTAL						4,03,52,366	2,92,73,934	2,24,55,306	2,25,40,399	2,36,35,366

† Shown as a Foreign Country from 1923-24.

No. 13—continued

ARTICLES, AND COUNTRIES OF CONSIGNMENT; ALSO NAME OF EACH PROVINCE	QUANTITY					VALUE				
	1922-23	1923-24	1924-25	1925-26	1926-27	1922-23	1923-24	1924-25	1925-26	1926-27
						R	R	R	R	R
Machinery and Millwork <i>—concluded</i>										
<i>total value of Machinery and Millwork—</i>										
United Kingdom						19,87,73,385	16,23,94,224	12,39,53,954	11,87,23,343	10,05,80,212
Aden and Dependencies						5,180	751	7,615	3,023	8,195
Mesopotamia						15,851	23,780	27,440	23,957	21,265
Bahrain Islands						250	400	300	2,076	476
Ceylon						1,59,264	1,91,267	2,29,732	1,96,193	2,02,046
Straits Settlements (including Labuan)						64,709	74,903	4,34,007	2,08,383	94,572
Hongkong						3,069	510	198	1,690	320
Egypt †						17,727	—	—	—	—
Cape of Good Hope						—	—	—	—	1,090
Natal						50,708	13,855	11,688	4,457	8,374
Zanzibar and Pemba						11,600	3,254	1,975	2,350	1,510
Kenya Colony						250	2,100	7,670	5,338	7,759
Seychelles						—	—	420	1,080	—
Canada— Via Atlantic Coast						2,134	5,305	9,318	41,007	65,489
„ Pacific „						—	244	—	—	8,150
Western Australia						30,018	—	—	—	175
South Australia (including Northern Territory)						1,370	—	—	35	75
Victoria						17,517	50	918	12,785	170
New South Wales						3,224	52,376	—	3,14,400	2,89,699
Queensland						1,367	—	—	—	—
<i>Australian Commonwealth (Total)</i>						53,498	52,426	915	3,27,220	2,90,179
Other British Possessions						758	200	408	1,183	—
TOTAL BRITISH EMPIRE						19,91,57,261	16,27,63,288	12,46,83,043	11,95,42,871	10,72,90,567
Russia— Northern Russia						—	—	—	2,047	—
Sweden						4,19,514	9,73,937	9,39,081	8,92,277	6,98,155
Norway						27,934	11,846	9,910	7,885	4,571
Denmark						5,89,078	12,08,180	42,918	1,19,186	86,207
Germany						78,58,118	43,55,219	50,92,661	85,98,738	94,58,605
Netherlands						2,63,972	3,16,235	6,37,034	6,16,361	6,05,408
Belgium						17,59,338	8,81,241	7,43,830	20,63,526	24,60,742
France						3,05,700	1,34,229	2,29,231	3,01,900	2,77,833
Spain						1,200	—	176	—	—
Switzerland						12,24,067	1,11,186	2,11,367	4,03,366	3,25,620
Italy						3,22,991	5,09,047	4,10,016	3,22,188	6,37,773
Austria						24,837	21,527	42,211	1,48,610	54,724
Hungary						—	—	—	—	1,413
Czechoslovakia						2,387	1,455	14,331	12,397	13,546
Smyrna Maskat Territory and Trucial Oman						240	500	835	1,795	1,905
Persia]						252	7,070	5,409	7,810	25,627
Java						1,693	9,782	8,729	459	60
Slam						1,000	697	1,930	75	935
Philippine Islands and Guam						32,025	17,374	—	—	16,091
China (exclusive of Hong- kong and Macao)						2,376	19,917	6,897	20,238	14,749
Japan						2,21,030	3,69,491	2,72,020	2,95,235	3,01,093
Egypt †						—	595	40,181	298	535
Portuguese East Africa						—	605	233	4,365	600
Madagascar						25	445	1,340	60	6,409
United States of America— Via Atlantic Coast						2,22,46,397	1,94,87,776	1,33,50,366	1,37,58,721	1,35,47,501
„ Pacific „						1,47,733	1,16,447	1,61,478	2,38,608	3,79,310
Other Foreign Countries						1,549	830	762	720	1,482
TOTAL FOREIGN COUNTRIES						3,54,53,641	2,85,55,631	2,27,23,569	2,92,16,252	2,90,23,761
<i>Share of Bengal</i>						7,28,79,839	6,00,83,672	4,51,36,690	4,66,55,638	4,43,95,930
„ Bombay						11,15,33,342	8,43,79,825	5,45,31,823	6,16,14,173	4,25,55,503
„ Sind						55,74,995	97,72,200	1,17,80,839	1,54,39,031	1,37,44,524
„ Madras						2,24,54,404	1,81,27,323	1,48,44,322	1,43,18,906	1,64,14,384
„ Burma						1,50,27,372	1,89,55,394	2,03,13,838	2,00,30,976	1,83,35,587
TOTAL						23,46,10,902	19,13,18,919	14,74,06,612	14,88,59,623	13,63,14,328

† Shown as a Foreign Country from 1922-24.

GENERAL IMPORTS

(288)

No. 13—continued

ARTICLES, AND COUNTRIES OF CONSIGNMENT; ALSO SHARE OF EACH PROVINCE	QUANTITY					VALUE				
	1922-23	1923-24	1924-25	1925-26	1926-27	1922-23	1923-24	1924-25	1925-26	1926-27
Manures—										
<i>Artificial and mineral manures—</i>										
Muriate of Potash (II. S) (a)					Tons					
United Kingdom					235					29,805
Germany					3,804					4,30,694
Belgium					320					87,084
France					150					31,349
TOTAL FOREIGN COUNTRIES					4,574					4,99,127
Share of Bengal					3,031					3,56,746
" Bombay					10					1,846
" Madras					1,463					1,70,149
TOTAL					4,509					5,28,732
Nitrate of Soda (II. S)										
United Kingdom	Tons	Tons	Tons	Tons	Tons	1,09,398	63,790	29,469	40,793	3,029
Ceylon	185			105		47,430			24,477	
Straits Settlements (including Labuan)			75					18,714		
TOTAL BRITISH EMPIRE	898	271	211	324	14	2,16,768	63,790	48,183	65,270	3,029
Norway					50					7,660
Germany	279	131	770	1,161	349	58,624	28,495	1,45,751	2,08,522	63,709
Netherlands			1	16				373	2,905	
Belgium	265	1,543	2,995	2,462	1,874	68,143	3,15,393	5,72,017	4,36,943	3,35,683
France					35					6,506
Italy					193					80,301
Siam					30					5,067
Philippine Islands and Guam					20					5,728
China (exclusive of Hong-kong and Macao)					2					310
United States of America—										
Via Atlantic Coast					2,300					3,63,000
Chile (including the Pacific Coast of Patagonia)					1,203					1,87,030
TOTAL FOREIGN COUNTRIES	544	1,674	3,766	3,639	6,056	1,21,772	3,43,883	7,18,141	6,43,376	10,08,001
Share of Bengal	955	1,275	3,227	2,452	3,184	2,17,334	2,61,652	6,09,146	4,24,190	5,33,753
" Bombay	105	161	121	374	286	37,704	35,969	25,396	69,305	51,511
" Sind	25	42	66	114	99	6,952	3,741	14,344	21,709	18,463
" Madras	364	347	519	925	2,388	63,655	73,064	1,05,183	1,79,551	3,91,437
" Burma	93	120	54	98	114	23,795	23,252	13,255	18,899	20,871
TOTAL	1,442	1,945	3,977	3,963	6,070	3,38,540	4,07,673	7,66,324	7,13,645	10,11,030

No. 13—continued

ARTICLES, AND COUNTRIES OF CONSIGNMENT; ALSO SHARE OF EACH PROVINCE	QUANTITY					VALUE				
	1922-23	1923-24	1924-25	1925-26	1926-27	1922-23	1923-24	1924-25	1925-26	1926-27
Manures*—continued										
<i>Artificial and mineral manures—continued</i>										
Sulphate of Ammonia (II. S)—	Tons	Tons	Tons	Tons	Tons					
United Kingdom	172	617	169	3,909	1,089	59,242	1,49,225	35,432	7,32,383	2,05,299
Ceylon	10	..	3	3,300	..	91
TOTAL BRITISH EMPIRE	182	617	172	3,909	1,089	53,542	1,49,225	35,523	7,32,383	2,05,299
Germany	98	5	269	380	..	27,458	600	45,195	64,450
Belgium	124	50	..	546	103	36,035	13,903	..	1,02,863	18,156
Czechoslovakia	26	2,409
United States of America— Via Atlantic Coast	1,112	1,37,987
TOTAL FOREIGN COUNTRIES	124	148	31	815	1,595	36,035	41,421	3,009	1,48,058	2,70,593
Share of Bengal	57	73	..	3,456	1,438	17,342	16,776	..	6,39,329	2,46,127
" <i>Bombay</i>	229	639	144	494	1,034	66,475	1,51,741	25,994	94,012	1,91,112
" <i>Sind</i>	130	22,800
" <i>Madras</i>	20	10	24	774	92	6,300	2,514	4,846	1,46,344	16,253
" <i>Burma</i>	2	35	691	7,692
TOTAL	306	765	203	4,724	2,654	89,577	1,81,046	35,598	8,80,446	4,75,692
Others (II. S)—	Tons	Tons	Tons	Tons	Tons					
United Kingdom	273	137	182	550	383	60,880	22,222	17,700	59,755	45,572
Ceylon	267	5	24	82	10	49,308	989	3,123	9,223	534
Cape of Good Hope	511	62,155
Egypt †	30	1,020
Other British Possessions	50	..
TOTAL BRITISH EMPIRE	1,081	142	186	632	398	1,79,373	23,211	20,822	68,978	46,456
Sweden	313	539	56,048	62,165	..
Norway	20	4,100
Germany	930	1,497	2,610	5,265	2,820	1,31,694	1,98,149	2,78,220	5,02,223	2,44,214
Netherlands	85	125	443	517	1,450	7,038	7,159	37,895	21,337	88,434
Belgium	1,873	2,277	4,490	5,404	6,152	1,89,901	1,89,969	2,76,192	3,81,535	4,21,559
France	10	82	28	20	..	1,484	8,185
Italy	312	309	1,639	49,487	49,545	2,41,107
Austria	6	1,082
Czechoslovakia	100	15,059	..
Maskat Territory and Trucial Oman	24	2,729	..
Japan	230	90	14,736	6,200
United States of America— Via Atlantic Coast	1	16	110	..	110	160	2,508	22,301	..
TOTAL FOREIGN COUNTRIES	2,908	4,130	8,281	12,269	12,192	3,32,866	4,10,200	7,02,492	10,98,325	10,02,499
Share of Bengal	2,391	2,257	6,198	3,929	7,677	2,74,994	1,92,526	4,99,940	7,77,363	6,11,371
" <i>Bombay</i>	15	78	134	261	110	911	10,318	29,552	34,105
" <i>Sind</i>	16	27	94
" <i>Madras</i>	1,698	2,000	2,163	3,733	4,653	2,37,120	2,38,974	2,13,992	2,49,517	4,04,485
" <i>Burma</i>	25
TOTAL	3,989	4,272	8,437	12,901	12,691	5,12,239	4,33,411	7,22,374	11,56,356	10,49,955

* Free of duty.
† Shown as a Foreign Country from 1923-24.

No. 13—continued

ARTICLES, AND COUNTRIES OF CONSIGNMENT; ALSO SHARE OF EACH PROVINCE	QUANTITY					VALUE				
	1922-23	1923-24	1924-25	1925-26	1926-27	1922-23	1923-24	1924-25	1925-26	1926-27
						R	R	R	R	R
* Measures—continued										
<i>Artificial and mineral measures—concluded.</i>										
<i>Total of Artificial and Mineral measures—</i>	Tons	Tons	Tons	Tons	Tons					
United Kingdom	1,158	1,025	487	4,678	1,726	2,86,460	2,26,237	82,667	8,31,986	2,88,505
Ceylon	462	5	27	187	10	1,00,038	989	3,218	98,705	884
Straits Settlements (including Labuan)	75	18,714	50	..
Cape of Good Hope	511	62,155
Egypt †	30	1,080
TOTAL BRITISH EMPIRE	2,161	1,030	589	4,865	1,736	4,49,688	2,27,226	1,04,594	8,65,691	2,84,389
Sweden	318	530	56,048	82,165	..
Norway	20	50	4,100	7,659
Germany	1,209	1,726	8,885	6,695	7,358	1,90,318	2,54,102	4,19,631	7,55,940	8,03,067
Netherlands	85	125	444	533	1,450	7,038	7,156	38,068	34,242	88,434
Belgium	2,262	3,870	7,435	8,412	8,449	2,89,064	5,19,325	8,48,209	9,21,346	8,12,451
France	10	267	23	30	..	1,434	46,040
Italy	318	309	1,882	49,487	49,546	2,71,408
Austria	6	1,082
Czechoslovakia	26	100	2,409	15,056	..
Mascat Territory and Trucial Oman	24	2,728	..
Siam	30	5,087
Philippine Islands and Guam	20	3,726
China (exclusive of Hongkong and Macao)	2	310
Japan	230	90	14,736	6,200
United States of America—										
Via Atlantic Coast	1	16	110	3,412	110	160	2,508	22,301	5,55,967
Chile (including the Pacific Coast of Patagonia)	1,203	1,87,030
TOTAL FOREIGN COUNTRIES	3,576	5,952	12,078	16,723	24,118	4,90,678	7,95,509	14,23,642	18,84,758	27,81,220
Share of Bengal	3,403	3,606	9,423	14,837	15,330	5,09,570	4,71,948	11,09,058	18,41,341	17,40,397
" Bombay	334	356	343	1,052	1,590	93,239	1,98,621	61,708	1,92,870	2,76,574
" Sind	25	42	66	114	319	6,067	8,741	14,344	21,727	42,362
" Madras	1,832	2,357	8,706	5,487	8,601	3,07,635	3,14,652	3,93,120	6,75,612	9,82,906
" Burma	93	132	39	98	114	23,795	28,773	19,973	18,899	20,871
TOTAL	5,737	6,962	12,617	21,588	25,854	9,40,356	10,22,735	15,28,236	27,50,449	30,65,609
Bones (II. B) (a)—	Tons	Tons								
Mesopotamia	104	6,498
Somaland Protectorate	18	1,339
Other British Possessions	1	72	46
TOTAL BRITISH EMPIRE	1	122	72	7,883
Persia	28	3	2,156	204
Other Foreign Countries	1	60	6
TOTAL FOREIGN COUNTRIES	29	3	2,216	210
Share of Bombay	18	1,379
" Sind	29	107	2,216	6,714
" Madras	1	72
TOTAL	30	125	2,288	8,093

* Free of duty.
 † Shown as a Foreign Country from 1923-24.
 (c) Included in "Measures—Other kinds" from 1924-25;

No. 13—continued

ARTICLES, AND COUNTRIES OF CONSIGNMENT; ALSO SHARE OF EACH PROVINCE	QUANTITY					VALUE				
	1922-23	1923-24	1924-25	1925-26	1926-27	1922-23	1923-24	1924-25	1925-26	1926-27
	Tons	Tons	Tons	Tons	Tons	R	R	R	R	R
*Manures—continued										
Fish Manures (II. S) (a)—										
United Kingdom	1	31	..	618	185	..	4,757	..
Aden and Dependencies	90	105	88	14,699	10,142	8,345
Ceylon	..	23	119	48	55	..	1,750	15,498	3,757	3,543
Seychelles	1	25
TOTAL BRITISH EMPIRE	1	23	209	179	144	618	1,935	30,197	17,656	11,933
Belgium	15	2,422
Turkey, Asiatic	49	3,782	..
Maskat Territory and Trucial Oman	2,182	3,302	2,620	2,42,564	3,59,564	2,89,076
Other Native States in Arabia	27	24	15	3,780	3,002	1,240
Persia	257	402	401	30,912	40,225	39,046
Other Foreign Countries	8	..	1	864	..	140
TOTAL FOREIGN COUNTRIES	2,489	3,777	3,037	2,80,542	4,05,523	3,11,002
Share of Bengal	70	1	185	11,102	18	..
Bombay	1	..	2,529	3,279	2,186	618	..	2,95,241	4,15,635	3,19,392
Sind	3	60	..
Madras	..	23	49	73	55	..	1,750	4,398	7,422	3,543
TOTAL	1	23	2,618	3,255	2,181	618	1,935	3,10,739	4,23,179	3,22,940
Horsemesh (II. S) (b)—										
United Kingdom	494	90,050
Other British Possessions	9	743	715
TOTAL BRITISH EMPIRE	503	743	90,765
Germany	5	2,127
Persia	18	2,040
TOTAL FOREIGN COUNTRIES	23	4,167
Share of Bengal	9	743	..
Bombay	518	92,435
Madras	5	2,497
TOTAL	9	523	743	94,932
Other kinds (excluding oil-cake) (II. S) (c)—										
United Kingdom	1	23	76	106	19	311	10,729	16,871	15,305	5,699
Aden and Dependencies	34	31	43	2,692	3,505	2,438
Mesopotamia	5	..	36	301	29	334	..	2,372	18,615	2,032
Ceylon	49	130	18	44	20	3,332	13,500	2,315	8,715	1,345
Zanzibar and Pemba	..	18	1,072
Other British Possessions	6	9	3	1,195	503	428
TOTAL BRITISH EMPIRE	95	202	130	460	114	8,314	23,806	22,558	43,140	11,909
Germany	..	75	325	260	22	..	7,735	32,734	23,130	3,432
Netherlands	4	125	810	37,466
Belgium	..	154	74	50	10	..	15,108	14,663	4,138	2,250
France	20	..	5	1,158
Maskat Territory and Trucial Oman	1,981	1,945	1,88,203	1,99,667	..	22	..
Persia	131	253	..	32	..	13,674	25,832	..	1,979	..
Italian East Africa (Somaliland and Eritrea)	..	15	1,710
Other Foreign Countries	8	894	..	160	36	20
TOTAL FOREIGN COUNTRIES	2,120	2,442	399	346	177	2,02,771	2,60,053	47,697	35,195	44,396
Share of Bengal	1	251	239	74	17	30	22,137	39,304	11,137	3,779
Bombay	2,175	2,270	48	307	68	2,07,429	2,29,161	19,405	29,416	5,544
Sind	36	17	39	2,372	1,175	2,777
Madras	39	119	145	303	140	2,332	15,138	15,110	36,513	32,035
Burma	..	4	13	..	27	553	323	670	..	412,254
TOTAL	2,215	2,644	529	396	291	2,10,955	2,78,359	70,168	78,246	56,389
Total Manures—										
BRITISH EMPIRE	2,258	1,377	878	5,513	2,497	4,58,537	2,65,350	1,97,349	9,27,230	3,98,085
FOREIGN COUNTRIES	5,725	8,397	14,916	20,846	27,355	6,95,660	10,45,772	17,51,791	23,25,267	31,40,765
TOTAL	7,983	9,774	15,794	26,359	29,852	11,54,247	13,11,122	19,09,140	32,52,497	35,38,850

*Free of duty.
(a) Separately recorded from 1924-25. Figures prior to 1924-25 represent "Gusno."
(b) Separately recorded from 1925-26.
(c) Included "Bones" from 1924-25.

ARTICLES AND COUNTRIES OF CONSIGNMENT; ALSO SHARE OF EACH PROVINCE	QUANTITY					VALUE				
	1922-23	1923-24	1924-25	1925-26	1926-27	1922-23	1923-24	1924-25	1925-26	1926-27
Matches—						R	R	R	R	R
<i>Safety (III, V)—</i>	Gross of Boxes	Gross of Boxes	Gross of Boxes	Gross of Boxes	Gross of Boxes					
United Kingdom	25,825	10,881	11,286	1,766	2,776	3,771	16,805	12,180	5,514	4,986
Ceylon	13,056	11,274	8,280	15,766	4,401	21,784	16,848	8,950	13,820	27,700
Straits Settlements (including Labuan)	23,741	21,152	33,692	24,315	50,709	54,809	56,165	62,956	42,865	86,744
Hongkong	10,000	40,603	25,000	13,400	51,358	30,500
Other British Possessions	9	..	3	130	31	15	..	5	64	49
TOTAL BRITISH EMPIRE	72,631	83,910	78,191	41,977	57,917	93,779	1,40,671	1,14,491	62,263	1,19,578
Sweden	2,094,770	3,846,193	1,785,694	3,180,073	2,873,895	33,29,204	52,51,951	24,09,847	42,68,838	39,08,056
Norway	7,500	50	3,500	501	1,000	12,187	75	5,187	566	1,107
Germany	17,969	4,780	7,231	13,944	3,890	31,397	6,753	8,766	11,143	4,110
Netherlands	14,114	20	18,930	68
Belgium	9,757	50	11,511	69	..
Switzerland	2,500	2,812
Italy	5,000	52,500	32,150	27,575	20,225	5,000	97,447	41,653	30,717	21,603
Austria	24,250	27,627	116,974	110,998	88,900	34,930	33,536	1,12,619	1,06,870	87,710
Czechoslovakia	86,300	113,400	252,390	501,675	319,525	1,53,990	1,31,251	2,40,115	4,35,010	2,80,280
Siam	13	5	2,367	90	598	50	20	5,137	173	448
Philippine Islands and Guam	6,750	6,009	5,930	4,748	..
China (exclusive of Hongkong and Macao)	8	71,960	..	2	..	116	93,155	..	9	..
Japan	6,742,548	4,689,441	2,945,036	1,965,781	949,402	92,92,751	60,34,832	36,13,320	22,12,135	10,55,523
United States of America— Pac Atlantic Coast	33,606	..	6	3	..	41,692	..	10	11
Other Foreign Countries	106	8	..	3	13	62	27	..	4	26
TOTAL FOREIGN COUNTRIES	8,978,264	8,993,634	5,164,369	5,315,698	4,256,306	1,23,59,633	1,17,09,685	65,47,016	71,20,286	63,52,673
<i>Share of Bengal</i>	3,968,417	3,009,587	2,157,211	1,674,040	989,413	44,72,392	47,49,112	39,30,761	25,18,027	19,55,639
.. <i>Bombay</i>	3,179,332	2,985,150	936,037	1,196,716	551,903	44,53,108	32,25,543	9,50,037	17,60,273	5,24,429
.. <i>Sind</i>	399,413	1,037,350	662,228	936,756	535,328	5,91,467	12,30,124	6,99,706	9,73,153	580,711
.. <i>Madras</i>	734,107	316,940	359,672	372,655	723,316	12,43,321	11,52,292	10,46,030	9,36,045	8,36,539
.. <i>Burma</i>	1,469,076	1,050,567	637,412	1,278,708	1,404,354	27,37,740	14,43,265	3,74,922	15,95,046	15,43,141
TOTAL	9,050,895	8,992,594	5,242,560	5,357,675	4,314,313	1,29,53,466	1,18,50,336	66,61,506	71,32,549	54,78,551
<i>Other sorts (III, V)—</i>	Gross of Boxes	Gross of Boxes	Gross of Boxes	Gross of Boxes	Gross of Boxes					
United Kingdom	74	2,717	995	2,209	160	479	3,437	3,236	4,139	3,415
Other British Possessions	8	35	53	10	3	23	95	74	20	5
TOTAL BRITISH EMPIRE	82	2,752	1,048	2,219	163	502	3,532	3,310	4,209	3,420
Sweden	561,696	1,323,550	1,229,554	1,666,563	1,647,131	8,31,220	16,06,177	14,33,280	17,05,374	18,37,197
Norway	95,141	103,900	232,302	85,800	124,951	1,64,716	1,56,865	3,18,170	1,10,233	1,75,930
Germany	1	8,010	2	135	6,027
Belgium	6,650	3,676	46	..
Czechoslovakia	1,000	1,250	..
Japan	1,577,925	915,941	552,150	324,751	2,334	22,30,743	9,74,851	4,63,949	2,50,664	2,350
Other Foreign Countries	8	21	14	13	..	12	20	26	67
TOTAL FOREIGN COUNTRIES	2,234,763	2,343,399	2,021,177	2,077,628	1,782,459	32,26,690	27,37,895	22,23,795	21,53,273	20,21,571
<i>Share of Bengal</i>	37,431	39,409	78,309	63,502	35,991	1,03,913	54,375	1,37,643	89,595	1,39,169
.. <i>Bombay</i>	1,314,302	1,393,135	1,475,266	1,317,234	379,325	25,64,320	30,95,433	14,63,726	12,63,325	9,10,390
.. <i>Sind</i>	220,504	324,953	314,650	373,005	447,215	3,46,713	4,55,491	4,13,364	4,57,136	5,52,097
.. <i>Madras</i>	112,058	93,854	153,400	321,106	367,551	2,12,901	1,35,873	2,03,337	3,52,431	3,21,331
TOTAL	2,234,345	2,351,151	2,022,225	2,079,847	1,782,652	32,27,192	27,41,477	22,27,105	21,62,437	20,24,991
Total Matches—	Gross of Boxes	Gross of Boxes	Gross of Boxes	Gross of Boxes	Gross of Boxes					
United Kingdom	25,899	13,598	12,261	3,975	2,936	4,250	20,232	15,416	9,703	3,401
Ceylon	13,058	11,285	8,280	15,766	4,403	21,790	16,375	9,019	13,820	27,802
Straits Settlements (including Labuan)	23,747	21,169	33,692	24,319	50,709	54,828	56,216	62,956	42,371	86,744
Hongkong	10,000	40,603	25,000	13,400	51,358	30,500	..	51
Other British Possessions	9	7	6	136	32	15	12	10	73	..
TOTAL BRITISH EMPIRE	72,713	86,662	79,239	44,196	58,680	94,231	1,44,253	1,17,801	66,472	1,22,991

No. 13—continued

ARTICLES, AND COUNTRIES OF CONSIGNMENT; ALSO SHARE OF EACH PROVINCE	QUANTITY					VALUE				
	1922-23	1923-24	1924-25	1925-26	1926-27	1922-23	1923-24	1924-25	1925-26	1926-27
Matches—continued										
<i>Total Matches—continued</i>	Gross of Boxes	Gross of Boxes	Gross of Boxes	Gross of Boxes	Gross of Boxes	R	R	R	R	R
Sweden	2,666,466	5,169,743	3,015,243	4,846,098	4,520,576	41,60,433	68,68,028	39,33,127	60,64,712	57,45,238
Norway	102,641	108,950	238,302	85,981	126,951	1,73,903	1,56,930	3,23,857	1,10,848	1,77,087
Germany	17,970	4,780	7,231	13,944	11,903	31,399	6,753	8,766	11,230	10,137
Netherlands	14,116	20	18,933	68	..	54
Belgium	16,407	50	19,897	108	..
Switzerland	2,500	2,912
Italy	5,000	52,500	32,150	27,575	20,225	5,000	97,447	41,653	80,717	31,698
Austria	24,250	27,627	118,974	119,998	88,900	34,930	33,586	1,12,619	1,06,870	87,710
Czechoslovakia	86,300	118,400	252,390	502,675	319,525	1,53,900	1,31,251	2,40,115	4,86,360	2,80,280
Siam	13	5	2,367	90	538	50	20	5,187	178	446
Philippine Islands and Guam	6,750	6,000	5,980	4,748	..
China (exclusive of Hong-kong and Macao)	8	71,966	6	4	13	16	98,164	8	15	12
Japan	8,320,278	5,555,382	3,497,186	2,290,532	951,736	1,15,23,494	70,09,733	40,77,269	24,63,799	10,57,878
United States of America— Via Atlantic Coast	38,608	..	18	8	..	41,692	..	30	13
Other foreign Countries	106	8	15	3	18	162	23	12	4	36
TOTAL FOREIGN COUNTRIES	11,213,027	11,157,083	7,185,546	7,893,326	6,633,385	1,60,86,377	1,44,47,560	87,70,810	92,78,564	78,80,544
<i>Share of Bengal</i>	<i>3,355,898</i>	<i>3,041,996</i>	<i>2,238,120</i>	<i>1,637,642</i>	<i>1,077,474</i>	<i>45,76,715</i>	<i>43,03,987</i>	<i>33,28,409</i>	<i>36,07,622</i>	<i>31,68,886</i>
<i>Bombay</i>	<i>4,994,684</i>	<i>4,878,285</i>	<i>3,411,303</i>	<i>2,513,950</i>	<i>1,431,728</i>	<i>70,17,328</i>	<i>53,30,978</i>	<i>34,12,793</i>	<i>24,23,893</i>	<i>14,36,319</i>
<i>Sind</i>	<i>619,917</i>	<i>1,382,302</i>	<i>965,373</i>	<i>1,314,761</i>	<i>1,032,643</i>	<i>9,37,615</i>	<i>17,35,615</i>	<i>11,18,070</i>	<i>14,30,229</i>	<i>11,39,809</i>
<i>Madras</i>	<i>446,365</i>	<i>910,594</i>	<i>1,013,072</i>	<i>1,793,761</i>	<i>1,757,368</i>	<i>14,61,362</i>	<i>12,87,970</i>	<i>12,54,447</i>	<i>12,88,476</i>	<i>12,18,417</i>
<i>Burma</i>	<i>1,489,076</i>	<i>1,050,567</i>	<i>637,412</i>	<i>1,273,108</i>	<i>1,404,354</i>	<i>21,37,740</i>	<i>14,43,265</i>	<i>3,74,922</i>	<i>15,95,046</i>	<i>15,48,141</i>
TOTAL	11,285,740	11,243,745	7,264,785	7,937,522	6,097,465	1,61,80,658	1,45,91,818	88,88,611	98,45,036	75,08,648
Match-making Materials— Undipped splints (III, V) (a)—			Lbs.	Lbs.	Lbs.					
United Kingdom	1,665	3,344	248	367	..
Finland	42,585	10,672
Sweden	433,568	1,19,402
Germany	44,949	17,194	4,480	2,455	..
Japan	448,602	6,983	58,611	2,017	..
TOTAL FOREIGN COUNTRIES	967,305	24,177	1,95,165	4,472	..
<i>Share of Bengal</i>	<i>339,190</i>	<i>19,369</i>	<i>71,861</i>	<i>3,947</i>	..
<i>Bombay</i>	<i>276,997</i>	<i>5,652</i>	<i>68,898</i>	<i>368</i>	..
<i>Sind</i>	<i>76,264</i>	<i>15,731</i>
<i>Madras</i>	<i>3,532</i>	<i>540</i>
<i>Burma</i>	<i>281,272</i>	<i>37,333</i>
TOTAL	967,305	25,321	1,95,418	4,809	..
Veneers for match boxes and empty boxes (III, V) (a)—			Lbs.	Lbs.	Lbs.					
United Kingdom	9,392	2,304	8,950	125	..
Ceylon	10,000	3,240	..
TOTAL BRITISH EMPIRE	9,392	12,304	8,950	3,565	..
Sweden	347,164	1,75,487
Netherlands	58,000	7,266
Japan	2,367,507	1,116,447	156,369	8,22,238	3,33,345	73,651
TOTAL FOREIGN COUNTRIES	2,770,671	1,116,447	156,369	10,04,995	3,33,345	73,651
<i>Share of Bengal</i>	<i>705,132</i>	<i>371,733</i>	<i>69,832</i>	<i>2,71,812</i>	<i>1,20,257</i>	<i>24,297</i>
<i>Bombay</i>	<i>1,653,924</i>	<i>661,227</i>	<i>88,456</i>	<i>6,69,688</i>	<i>2,43,151</i>	<i>40,364</i>
<i>Sind</i>	<i>19,205</i>	<i>10</i>	<i>11,496</i>	<i>22</i>	..
<i>Madras</i>	<i>22,064</i>	<i>3,541</i>
<i>Burma</i>	<i>379,733</i>	<i>66,773</i>	<i>1,52,498</i>	<i>23,340</i>	..
TOTAL	2,786,063	1,128,751	156,892	10,08,935	3,86,910	78,651

(a) Separately recorded from 1924-25.

GENERAL IMPORTS

No. 13—continued

ARTICLES, AND COUNTRIES OF CONSIGNMENT; ALSO SHARE OF EACH PROVINCE	QUANTITY					VALUE				
	1922-23	1923-24	1924-25	1925-26	1926-27	1922-23	1923-24	1924-25	1925-26	1926-27
Match-making Materials —continued.						₹	₹	₹	₹	₹
Total Match-making Materials (a)—			Lbs.	Lbs.	Lbs.					
United Kingdom	—	—	11,057	8,648	..	—	—	4,198	662	..
Ceylon	—	—	—	10,000	..	—	—	—	3,240	..
TOTAL BRITISH EMPIRE	—	—	11,057	18,648	..	—	—	4,198	3,902	..
Finland	—	—	42,535	—	—	10,672
Sweden	—	—	780,727	—	—	2,94,839
Germany	—	—	44,940	17,194	..	—	—	6,480	2,455	..
Netherlands	—	—	56,000	—	—	7,265
Japan	—	—	2,812,109	1,123,430	158,389	—	—	8,80,894	3,85,362	73,651
TOTAL FOREIGN COUNTRIES	—	—	3,736,311	1,140,624	158,389	—	—	12,00,150	3,87,617	73,651
Share of Bengal	—	—	1,024,322	391,605	69,933	—	—	3,43,673	1,24,304	24,297
“ Bombay	—	—	1,930,921	696,879	88,456	—	—	6,39,486	2,44,013	49,354
“ Sind	—	—	95,669	19	..	—	—	27,227	22	..
“ Madras	—	—	25,648	—	—	4,081
“ Burma	—	—	671,010	65,778	..	—	—	1,89,881	23,380	..
TOTAL	—	—	3,747,368	1,154,272	158,389	—	—	12,04,348	3,91,719	78,651
Mats and Matting, except coir and rubber (III. V)—	Sq. yards	Sq. yards	Sq. yards	Sq. yards	Sq. yards					
United Kingdom	3,377	2,924	8,455	2,962	1,450	4,778	5,968	7,068	2,068	1,427
Mesopotamia	577	6,481	4,892	3,239	3,932	161	1,885	700	413	702
Ceylon	30,559	23,009	18,899	20,508	19,327	14,049	11,116	9,989	10,708	10,972
Straits Settlements (including Labuan)	76,236	77,479	88,520	94,002	88,253	57,866	61,677	63,798	68,208	58,244
Hongkong	85,747	89,151	73,086	144,577	107,776	33,504	36,661	28,582	62,999	45,293
Other British Possessions	2,982	2,375	2,579	1,818	3,774	666	1,689	1,746	1,168	2,240
TOTAL BRITISH EMPIRE	199,478	201,419	191,381	267,106	219,512	1,11,019	1,16,496	1,11,883	1,45,574	1,16,878
France	6,750	368	111	1,107	..	1,375	474	916	3,104
Mascat Territory and Trucial Oman	121,166	210,483	82,972	17,474	9,347	7,262	10,164	4,258	1,279	1,106
Persia	7,925	2,691	11,950	3,588	37,827	2,890	204	4,006	1,740	8,884
China (exclusive of Hongkong and Macao)	312,927	262,489	283,260	139,802	292,197	1,43,344	1,84,485	1,53,407	78,779	1,54,561
Japan	80,319	138,597	138,559	422,718	539,385	63,809	1,01,134	80,220	1,64,749	2,10,332
Italian East Africa (Somaliland and Eritrea)	1,988	1,473
Other Foreign Countries	6,406	2,623	1,093	543	2,847	984	2,544	586	194	1,214
TOTAL FOREIGN COUNTRIES	530,781	618,633	518,197	584,241	882,710	2,19,762	2,49,906	2,42,951	2,47,056	3,78,701
Share of Bengal	21,672	12,101	18,440	24,315	77,271	18,169	11,161	11,287	15,948	36,608
“ Bombay	274,136	403,744	422,027	551,235	783,083	1,23,472	2,38,461	2,32,759	2,45,830	3,27,732
“ Sind	125,042	221,917	105,673	79,343	60,962	3,715	12,867	12,158	20,470	16,699
“ Madras	71,704	76,099	70,413	71,799	77,244	62,654	57,439	62,633	47,323	49,631
“ Burma	137,655	91,231	93,020	124,655	122,662	73,780	47,474	45,994	63,052	62,943
TOTAL	730,209	815,052	709,578	851,347	1,102,222	3,30,761	3,68,402	2,54,834	3,92,630	4,97,579

(a) Separately recorded from 1924-25.

No. 13—continued

ARTICLES AND COUNTRIES OF CONSIGNMENT; ALSO SHARE OF EACH PROVINCE	QUANTITY					VALUE				
	1922-23	1923-24	1924-25	1925-26	1926-27	1922-23	1923-24	1924-25	1925-26	1926-27
Metals and Ores—										
<i>Aluminium—</i>										
Unwrought (Ingots, blocks, bars, etc.) (III. L)—	Cwts.	Cwts.	Cwts.	Cwts.	Cwts.	Rs	Rs	Rs	Rs	Rs
United Kingdom	2,359	2,589	1,548	419	2,189	1,75,933	2,11,178	1,20,634	32,901	1,70,444
Other British Possessions	5	329
TOTAL BRITISH EMPIRE	2,364	2,589	1,548	419	2,189	1,76,261	2,11,178	1,20,634	32,901	1,70,444
Sweden	20	1,581
Norway	400	81,160
Germany	1,023	40	600	..	1,541	68,915	3,195	47,005	..	78,370
Netherlands	2	319
Belgium	..	87	24,119
France	1,840	199	83,898	15,305	..	6,197	..
Switzerland	3,100	4,500	2,322	2,399	200	2,09,998	2,11,084	1,81,242	1,77,830	14,305
Italy	1,879	10	211	300	1,400	95,334	790	16,357	22,133	95,974
United States of America—										
Via Atlantic Coast	1,120	6,080
TOTAL FOREIGN COUNTRIES	6,842	4,836	3,535	2,819	2,231	4,58,115	3,54,493	2,76,033	2,08,700	1,90,150
Share of Bengal	3,959	1,338	754	531	462	2,73,806	7,19,144	65,696	35,325	33,248
„ Bombay	693	160	12	2	1,521	44,399	12,518	1,250	200	71,705
„ Sind	14
„ Madras	4,044	5,927	4,315	2,705	3,437	3,16,301	4,33,995	3,31,772	2,01,576	2,81,661
TOTAL	9,205	7,425	5,061	3,238	5,470	6,34,376	5,65,671	3,06,717	2,41,601	3,06,594
Wrought—										
Circles (III. L)—	Cwts.	Cwts.	Cwts.	Cwts.	Cwts.					
United Kingdom	7,833	10,459	13,136	20,291	19,916	9,86,765	11,16,718	14,56,395	20,26,434	18,57,929
Sweden
Germany	27,539	22,201	24,332	16,009	14,167	31,05,036	22,12,189	23,56,550	10,33,766	13,01,005
Netherlands	654	..	495	388	..	68,445	..	55,515	48,235	..
Belgium	502	2,924	5,262	4,242	3,554	44,835	2,09,184	5,64,720	4,55,644	3,43,942
France	..	2,703	470	5,547	829	..	2,78,425	49,478	5,60,366	89,706
Switzerland	12,168	8,101	1,394	1,111	3,172	16,27,100	8,24,595	1,43,875	79,228	2,91,012
Italy	1,550	1,360	1,956	2,693	5,515	2,00,695	1,41,536	2,23,726	2,78,472	5,08,463
Japan	685	85,635
Italian East Africa (Somal- land and Eritrea)	1,692	1,74,920
United States of America—										
Via Atlantic Coast	4,713	18,040	27,409	21,320	22,716	5,42,253	18,22,191	22,80,719	22,80,893	23,14,503
TOTAL FOREIGN COUNTRIES	49,503	55,329	61,716	51,810	59,953	58,43,979	55,78,120	65,74,823	53,31,000	57,44,566
Share of Bengal	16,204	16,556	25,943	21,769	20,877	22,44,862	17,20,104	27,75,590	22,09,699	27,35,376
„ Bombay	38,645	46,492	45,765	45,113	45,527	42,71,468	46,31,023	49,05,776	45,59,196	43,79,340
„ Sind	222	603	223	31,000	66,619	19,304
„ Madras	2,259	2,740	3,141	4,673	3,076	2,78,544	2,92,701	3,50,353	5,22,529	3,34,024
„ Burma	1,026	31,352
TOTAL	57,336	65,788	74,354	72,101	79,369	63,35,764	60,94,838	80,33,013	73,58,043	76,02,395
Sheets (III. L)—										
United Kingdom	954	908	792	1,349	1,373	1,23,577	1,00,081	80,352	1,33,161	1,36,444
Ceylon	26
TOTAL BRITISH EMPIRE	954	908	792	1,349	1,373	1,23,577	1,00,107	80,352	1,33,161	1,36,444
Germany	752	1,577	156	351	366	92,972	1,58,956	17,600	39,308	31,633
Netherlands	10	..	5	1,190	..	392
Belgium	2	500	..	21	42	406	54,530	..	2,019	3,919
France	120	200	..	106	117	16,277	19,608	..	10,255	11,673
Switzerland	954	398	1,29,972	39,219
Italy	55	132	5,912	11,975
Japan	20	2,379
United States of America—										
Via Atlantic Coast	80	319	1,022	2,074	2,599	7,914	30,418	2,06,259	2,16,748	2,35,211
TOTAL FOREIGN COUNTRIES	1,933	2,994	2,008	2,552	3,261	2,55,332	3,02,781	2,25,049	2,65,340	2,94,553

ARTICLES, AND COUNTRIES OF CONSIGNMENT; ALSO SHARE OF EACH PROVINCE	QUANTITY					VALUE				
	1922-23	1923-24	1924-25	1925-26	1926-27	1922-23	1923-24	1924-25	1925-26	1926-27
Metals and Ores—continued						R	R	Rs	R	R
<i>Aluminium—continued</i>										
Wrought—continued										
Sheets (III. L)—continued	Owts.	Owts.	Owts.	Owts.	Owts.					
Share of Bengal	1,896	1,469	994	1,169	1,264	2,14,824	1,46,816	95,138	1,11,347	1,04,537
" Bombay	898	1,203	516	1,368	1,319	1,06,769	1,20,323	55,606	1,32,590	1,17,195
" Sind	30	5	7	15	..	3,225	749	1,108	1,599
" Madras	450	1,198	1,370	1,366	1,793	57,326	1,32,352	1,53,087	1,53,352	1,87,746
" Burma	2	5	1	243	..	172	881	104	17,995
TOTAL	2,897	3,902	2,890	3,901	4,634	3,79,409	4,02,888	3,05,401	3,98,501	4,31,002
Other manufactures (III. L)—	Owts.	Owts.	Owts.	Owts.	Owts.					
United Kingdom	2,169	1,500	1,418	646	1,010	1,58,634	1,54,041	1,86,328	91,309	1,48,087
Mesopotamia	711	385	238	151	173	25,814	24,668	8,950	5,540	6,139
Ceylon	1	12	..	17	..	888	1,321
Straits Settlements (including Labuan)	2	31	15	7	5	98	2,161	2,520	1,517	413
Kenya Colony	1	2	188	74
Other British Possessions	..	11	7	1	18	10	473	286	72	663
TOTAL BRITISH EMPIRE	2,983	1,936	1,678	806	1,220	1,84,694	1,81,360	1,98,094	98,821	1,51,697
Sweden	600	..	20	39,625	..	2,200	85	..
Norway	20	1,560
Germany	1,442	2,094	1,556	3,803	2,762	2,54,460	3,17,212	2,11,404	5,00,402	3,96,121
Netherlands	6	32	22	1,244	5,805	2,615
Belgium	1,700	1,147	869	1,831	..	2,29,794	2,97,562	2,49,294	3,97,030
France	167	22	4	439	64	14,934	2,454	708	43,255	6,068
Switzerland	768	1,115	3,020	1,212	107	64,004	1,40,358	2,66,201	2,08,293	15,430
Italy	1,102	12	2	123	571	68,983	2,026	1,062	35,665	65,948
Austria	7	10	..	23	..	781	1,442
Japan	385	60	179	246	81	99,370	16,086	33,454	49,657	16,925
United States of America— Via Atlantic Coast	6	68	187	331	531	1,665	7,650	15,038	35,468	55,000
" Pacific "	13	62	..
Other Foreign Countries	1	1	30	44	154	119	..
TOTAL FOREIGN COUNTRIES	4,521	5,102	6,066	7,030	6,029	5,45,898	7,21,752	8,27,848	11,84,400	9,57,629
Share of Bengal	3,359	2,159	1,357	2,322	2,012	2,62,083	2,34,376	3,12,032	4,93,599	3,80,420
" Bombay	1,979	1,385	1,032	2,306	935	2,15,986	1,61,242	33,567	2,70,951	1,07,803
" Sind	87	62	63	45	45	15,759	15,703	7,563	10,679	7,312
" Madras	693	2,269	3,691	992	1,550	59,133	3,00,330	4,10,526	2,11,845	2,27,044
" Burma	787	1,163	1,101	1,671	2,707	1,77,626	1,90,961	2,05,250	2,96,147	3,85,247
TOTAL	7,404	7,038	7,744	7,886	7,249	7,30,587	9,03,112	10,25,987	12,88,221	11,09,326
Total Aluminium—	Owts.	Owts.	Owts.	Owts.	Owts.					
United Kingdom	13,315	15,465	16,892	22,705	24,488	14,44,929	15,32,018	18,45,709	22,83,205	23,07,904
Mesopotamia	711	385	238	151	173	25,814	24,668	8,950	5,540	6,139
Ceylon	1	12	..	43	..	388	1,321
Straits Settlements (including Labuan)	7	31	15	7	5	420	2,161	2,520	1,517	413
Other British Possessions	1	11	7	1	20	148	473	286	72	737
TOTAL BRITISH EMPIRE	14,034	16,892	17,152	22,865	24,698	14,71,317	16,09,363	18,57,475	22,91,317	23,61,414

No. 13—continued

ARTICLES, AND COUNTRIES OF CONSIGNMENT; ALSO SHARE OF EACH PROVINCE	QUANTITY					VALUE				
	1922-23	1923-24	1924-25	1925-26	1926-27	1922-23	1923-24	1924-25	1925-26	1926-27
Metals and Ores—continued										
Aluminiums—concluded										
Total Aluminium—continued	Cwts.	Cwts.	Cwts.	Cwts.	Cwts.					
Sweden	800	..	80	..	80	32,625	..	2,200	34	1,581
Norway	20	..	400	1,560	..	31,160
Germany	80,756	25,912	27,144	20,163	18,836	35,21,383	20,91,502	20,32,539	21,75,476	18,01,979
Netherlands	660	32	507	388	27	62,639	5,805	57,024	48,235	3,007
Belgium	504	5,211	6,409	5,132	5,427	45,241	6,07,677	5,62,322	7,06,957	7,44,891
France	1,627	3,124	474	6,212	1,010	1,15,109	3,15,792	50,181	6,25,632	1,00,452
Switzerland	17,010	14,114	6,636	4,722	3,479	20,31,104	12,15,536	5,91,218	5,24,901	3,30,797
Italy	4,086	1,382	2,169	3,115	7,618	4,70,024	1,44,402	2,41,165	2,31,320	6,90,005
Austria	7	10	..	23	..	751	1,442
Japan	1,090	60	179	246	81	1,87,384	16,086	33,454	40,057	16,925
Italian East Africa (Somal- land and Eritrea)	1,692	1,74,920
United States of America—										
<i>Via Atlantic Coast</i>	4,804	18,425	20,478	24,225	26,916	5,51,622	18,60,229	31,02,061	25,33,084	35,12,734
<i>" Pacific "</i>	18	62	..
Other Foreign Countries	1	1	30	44	154	118	..
TOTAL FOREIGN COUNTRIES	62,849	68,261	78,417	64,211	72,524	71,08,619	69,57,146	70,02,598	69,00,109	71,02,908
Share of Bengal	25,617	21,522	30,553	26,221	33,215	30,05,375	22,30,440	33,54,455	28,54,470	33,07,020
<i>" Bombay</i>	45,119	49,240	47,225	45,792	40,302	65,32,426	49,75,116	50,46,199	49,69,897	49,76,543
<i>" Sind</i>	325	92	63	655	223	46,349	12,942	3,312	78,406	29,215
<i>" Madras</i>	3,045	12,134	12,517	9,736	9,346	7,11,394	11,60,873	12,46,037	10,66,302	10,10,435
<i>" Burma</i>	767	1,165	1,106	1,572	3,976	1,77,625	1,91,133	2,06,071	6,96,251	4,66,024
TOTAL	76,833	84,153	90,569	87,076	97,222	85,80,136	85,65,609	97,61,073	92,61,426	95,09,817
Antifriction metal (III. I)—										
United Kingdom	Cwts. 4,414	Cwts. 3,199	Cwts. 4,715	Cwts. 3,487	Cwts. 3,501	2,23,337	2,34,879	3,60,966	2,78,079	3,71,769
Mesopotamia	71	2,180
Straits Settlements (includ- ing Labuan)	2	184
New South Wales	15	33	..	17	..	1,164	2,254	..	1,201
Australian Commonwealth (Total)	15	33	..	17	..	1,164	2,254	..	1,201
TOTAL BRITISH EMPIRE	4,416	3,214	4,820	3,487	3,518	2,29,171	2,62,843	3,65,400	2,78,079	3,73,080
Germany	20	3	11	5	..	1,965	929	585	337
Belgium	42	1,868
Switzerland	515	54,124
France	55
China (exclusive of Hongkong and Macao)	70	12,719
United States of America—										
<i>Via Atlantic Coast</i>	24	56	25	22	..	3,525	2,233	1,519	979
TOTAL FOREIGN COUNTRIES	..	614	129	36	27	..	60,682	15,926	2,104	1,866
Share of Bengal	3,330	2,784	3,224	1,435	2,223	2,67,643	2,41,327	2,65,336	1,26,467	2,97,206
<i>" Bombay</i>	330	320	535	764	191	19,062	27,422	25,525	35,106	17,140
<i>" Sind</i>	118	293	322	169	153	7,121	14,250	12,895	13,174	12,95
<i>" Madras</i>	141	48	417	328	603	11,909	4,736	56,947	76,401	61,667
<i>" Burma</i>	499	410	123	234	376	23,225	26,020	12,732	22,753	16,444
TOTAL	4,416	3,225	4,049	3,523	3,545	3,26,271	3,13,925	3,31,336	2,76,183	3,74,446

ARTICLES, AND COUNTRIES OF CONSIGNMENT; ALSO SHARE OF EACH PROVINCE	QUANTITY					VALUE				
	1922-23	1923-24	1924-25	1925-26	1926-27	1922-23	1923-24	1924-25	1925-26	1926-27
Metals and Ores—continued						R	R	R	R	R
<i>Brass, Bronze, and similar alloys and manufactures thereof—</i>										
<i>Unwrought (III. L)—</i>	<i>Cwts.</i>	<i>Cwts.</i>	<i>Cwts.</i>	<i>Cwts.</i>	<i>Cwts.</i>					
United Kingdom	70,285	23,870	10,857	6,098	8,709	24,60,275	8,25,770	3,94,980	2,47,807	3,22,016
Mesopotamia	365	515	12,496	15,185
Ceylon	5	33	173	1,000	..
Straits Settlements (including Labuan)	1	..	56	97	..	1,898
Hongkong	2,176	4,321	3,139	46	..	65,286	1,33,597	94,203
Tanganyika Territory	26	21	43	800	660	1,536	..
Other British Possessions	30	824
TOTAL BRITISH EMPIRE	70,650	24,411	13,090	10,500	11,904	24,72,817	8,41,755	4,61,970	3,83,040	4,18,117
Denmark	363	11,969
Germany	1,288	1,702	3,547	500	1	37,226	57,450	99,294	15,655	29
Netherlands	994	34,120	..	10	..
Belgium	4,024	696	3,306	3,073	483	1,31,603	27,880	1,22,976	95,191	15,677
China (exclusive of Hongkong and Macao)	58	1,745	..
Portuguese East Africa	153	4,600	..
United States of America— <i>Via Atlantic Coast</i>	12,515	20,653	11,932	6,005	..	3,95,086	6,04,191	3,86,943	1,86,312
TOTAL FOREIGN COUNTRIES	5,307	16,270	27,506	15,716	6,489	1,68,829	5,27,405	9,16,461	5,04,149	2,02,018
<i>Share of Bengal</i>	57,331	23,377	34,714	20,596	17,436	20,33,754	9,62,670	11,67,334	6,87,307	5,21,657
" <i>Bombay</i>	12,911	3,305	4,254	5,435	363	3,97,366	3,62,671	1,49,267	1,37,769	27,201
" <i>Sind</i>	379	1	..	3,391	367	..
" <i>Madras</i>	5,261	3,851	1,627	184	184	1,89,903	1,36,839	61,233	12,253	11,377
" <i>Burma</i>	175	148	1	11,733	9,030	97
TOTAL	75,957	40,681	40,598	26,216	18,483	26,41,646	13,69,160	13,78,431	8,98,030	6,20,135
Wrought—										
Mixed or yellow metal, for sheathing (III. L)—	<i>Cwts.</i>	<i>Cwts.</i>	<i>Cwts.</i>	<i>Cwts.</i>	<i>Cwts.</i>					
United Kingdom	186,648	221,339	224,117	198,971	120,853	1,16,61,327	1,30,04,315	1,22,28,726	1,03,30,490	60,43,329
Mesopotamia	435	27	4	28,440	1,760	200
Ceylon	205	..	3	..	7	9,880	..	81
Straits Settlements (including Labuan)	137	259	..	3,732	..	4,137	7,797	..	1,01,441
Mauritius and Dependencies	114	3,021
New South Wales	25	1,837	..
Australian Commonwealth (Total)	25	1,837	..
TOTAL BRITISH EMPIRE	187,083	221,503	224,585	199,996	124,702	1,16,89,767	1,30,10,719	1,22,46,603	1,03,41,377	61,52,942
Sweden	95	184	2,272	9,139	..
Denmark	178	20	187	34	19	14,961	1,168	10,515	2,412	1,841
Germany	89,421	108,357	185,631	141,374	241,302	58,77,969	61,17,894	99,61,317	70,14,272	1,13,87,422
Netherlands	145	59	..	270	..	9,812	3,973	..	14,146
Belgium	1,914	1,009	1,570	2,136	1,785	1,26,281	63,012	92,233	1,14,721	91,582
France	20	250	1,125	1,428	13,043	54,369
Switzerland	582	41,341	15
Italy	9,516	2,306	150	25	471	5,71,143	1,77,858	12,424	1,910	88,344
Japan	1,714	160	341	2,097	52,029	1,11,934	10,181	27,729	1,10,084	25,91,343
United States of America— <i>Via Atlantic Coast</i>	5,263	1,53,418
" <i>Pacific</i>	2	365
Other Foreign Countries	5	..	25	387	..	750
TOTAL FOREIGN COUNTRIES	103,352	111,997	188,193	146,000	302,154	62,45,809	63,79,925	1,01,11,213	72,65,611	14,331,930
<i>Share of Bengal</i>	77,231	68,636	87,809	31,121	77,255	45,93,510	42,47,642	48,92,629	41,61,905	35,21,610
" <i>Bombay</i>	132,374	172,958	222,016	178,045	244,420	78,53,137	95,73,910	1,14,57,498	89,46,882	1,13,43,682
" <i>Sind</i>	9,971	9,650	10,203	6,410	6,083	6,33,404	5,70,024	5,85,865	3,43,603	3,15,655
" <i>Madras</i>	69,339	41,133	92,669	77,521	93,503	47,83,595	49,07,833	54,02,116	40,47,436	46,70,221
" <i>Burma</i>	910	1,123	686	1,899	595	66,920	36,171	39,703	1,03,217	33,754
TOTAL	290,435	333,500	412,788	344,996	426,856	1,79,35,576	1,93,90,644	2,23,57,816	1,76,06,966	2,04,34,922

No. 18—continued

ARTICLES, AND COUNTRIES OF CONSIGNMENT; ALSO SHARE OF EACH PROVINCE	QUANTITY					VALUE				
	1922-23	1923-24	1924-25	1925-26	1926-27	1922-23	1923-24	1924-25	1925-26	1926-27
Metals and Ores—continued.										
<i>Brass, Bronze, and similar alloys and manufactures thereof—continued</i>										
<i>Wrought—continued</i>										
Rods (III, L) (a)—			Cwts.	Cwts.	Cwts.			R	R	R
United Kingdom	—	—	3,082	4,208	3,122	—	—	1,49,400	2,08,025	1,56,575
Other British Possessions.	—	—	1	2	1	—	—	176	166	123
TOTAL BRITISH EMPIRE	—	—	3,083	4,210	3,123	—	—	1,49,645	2,08,191	1,56,698
Sweden	—	—	135	..	31	—	—	5,778	..	1,318
Norway	—	—	90	41	..	—	—	4,053	1,895	..
Germany	—	—	1,291	486	4,095	—	—	63,830	27,046	1,70,300
Netherlands	—	—	15	32	13	—	—	655	1,725	709
Belgium	—	—	113	711	516	—	—	5,007	32,330	22,029
France	—	—	..	766	177	—	—	..	33,604	7,055
Switzerland	—	—	80	—	—	3,341
United States of America Via Atlantic Coast	—	—	..	13	..	—	—	..	1,435	..
Other Foreign Countries.	—	—	..	4	..	—	—	..	219	..
TOTAL FOREIGN COUNTRIES	—	—	1,644	2,058	4,912	—	—	79,323	68,704	2,12,539
<i>Share of Bengal</i>	—	—	2,079	2,641	3,638	—	—	99,168	1,31,434	1,67,116
" Bombay	—	—	1,977	2,837	2,732	—	—	93,433	1,02,647	1,33,513
" Sind	—	—	53	142	197	—	—	3,151	6,577	9,255
" Madras	—	—	182	160	317	—	—	12,340	35,730	33,120
" Burma	—	—	326	333	591	—	—	15,326	30,207	29,132
TOTAL	—	—	4,697	6,263	8,035	—	—	2,33,908	3,06,585	3,69,237
Sheets (III, L) (a)—			Cwts.	Cwts.	Cwts.					
United Kingdom	—	—	17,124	3,242	3,342	—	—	9,41,337	4,35,995	1,79,111
Mesopotamia	—	—	..	2	..	—	—	..	150	..
Ceylon	—	—	321	102	6	—	—	13,330	4,370	691
TOTAL BRITISH EMPIRE	—	—	17,345	3,346	3,348	—	—	9,55,667	4,41,015	1,79,802
Sweden	—	—	..	419	2,316	—	—	..	22,056	1,16,041
Germany	—	—	1,322	2,020	2,348	—	—	39,198	97,722	1,14,385
Belgium	—	—	181	109	304	—	—	11,437	6,639	19,077
France	—	—	..	502	..	—	—	..	26,645	..
Italy	—	—	235	20	323	—	—	14,562	1,590	22,869
China (exclusive of Hong- kong and Macao).	—	—	40	—	—	2,112
Japan	—	—	26	712	127	—	—	1,773	39,522	7,609
Other Foreign Countries	—	—	22	1	1	—	—	2,379	292	62
TOTAL FOREIGN COUNTRIES	—	—	1,636	3,733	5,464	—	—	1,19,349	1,95,266	2,32,155
<i>Share of Bengal</i>	—	—	14,845	4,044	4,503	—	—	8,15,134	2,23,207	2,43,314
" Bombay	—	—	2,774	6,547	1,487	—	—	1,72,562	3,24,626	76,321
" Sind	—	—	9	11	62	—	—	387	1,061	3,537
" Madras	—	—	326	1,466	2,552	—	—	50,633	33,232	1,30,950
" Burma	—	—	577	61	123	—	—	35,715	4,195	7,325
TOTAL	—	—	19,031	12,129	8,312	—	—	10,75,016	6,26,351	4,61,957

(a) Separately recorded from 1924-25.

GENERAL IMPORTS

(300)

No. 18—continued

ARTICLES, AND COUNTRIES OF CONSIGNMENT; ALSO SHARE OF EACH PROVINCE	QUANTITY					VALUE				
	1922-23	1923-24	1924-25	1925-26	1926-27	1922-23	1923-24	1924-25	1925-26	1926-27
Metals and Ores—continued										
<i>Brass, Bronze, and similar alloys and manufactures thereof—continued</i>										
<i>Wrought—continued</i>										
<i>Tubes (III. L) (a)—</i>			<i>Cwts.</i>	<i>Cwts.</i>	<i>Cwts.</i>					
United Kingdom	—	—	1,037	596	378	—	—	86,224	56,724	42,701
Other British Possessions	—	—	36	16	..	—	—	1,724	1,642	..
TOTAL BRITISH EMPIRE	—	—	1,073	612	378	—	—	87,948	58,366	42,701
Norway	—	—	17	—	—	1,205
Germany	—	—	670	376	986	—	—	47,342	53,500	61,620
Netherlands	—	—	98	33	59	—	—	7,980	2,244	3,961
Belgium	—	—	83	218	115	—	—	4,123	12,040	7,630
Austria	—	—	14	—	—	1,546
United States of America—										
Via Atlantic Coast	—	—	31	63	33	—	—	3,683	9,373	3,835
Other Foreign Countries	—	—	2	..	6	—	—	404	..	382
TOTAL FOREIGN COUNTRIES	—	—	890	1,090	1,198	—	—	65,683	77,157	77,428
<i>Share of Bengal</i>	—	—	370	353	306	—	—	73,391	82,147	39,811
.. Bombay	—	—	791	397	763	—	—	59,459	59,359	59,818
.. Sind	—	—	36	312	59	—	—	4,193	14,176	5,625
.. Madras	—	—	77	54	141	—	—	5,307	3,743	10,716
.. Cochin	—	—	39	331	117	—	—	11,381	36,098	13,159
TOTAL	—	—	1,963	2,702	1,576	—	—	1,53,631	1,35,523	1,20,129
<i>Wire (III. L) (a)—</i>			<i>Cwts.</i>	<i>Cwts.</i>	<i>Cwts.</i>					
United Kingdom	—	—	905	410	707	—	—	67,411	34,571	50,756
Ceylon	—	—	4	—	—	181	17	561
Straits Settlements (including Labuan)	—	—	166	—	—	5,044	73	48
TOTAL BRITISH EMPIRE	—	—	1,071	410	711	—	—	72,636	34,661	51,365
Germany	—	—	1,640	1,123	2,358	—	—	1,13,304	73,593	1,32,824
Netherlands	—	—	19	—	—	1,304
Belgium	—	—	1,120	1,468	790	—	—	76,236	88,144	41,250
France	—	—	840	1,770	3,164	—	—	54,239	1,12,733	1,22,035
Italy	—	—	469	405	392	—	—	33,318	25,916	21,143
Japan	—	—	2,576	3,685	1,002	—	—	1,74,540	2,37,351	55,846
Other Foreign Countries	—	—	6	..	10	—	—	815	..	526
TOTAL FOREIGN COUNTRIES	—	—	6,670	8,451	6,656	—	—	4,59,256	5,37,742	3,73,612
<i>Share of Bengal</i>	—	—	3,113	2,592	2,460	—	—	1,95,591	1,65,691	1,50,973
.. Bombay	—	—	3,733	4,779	3,954	—	—	3,70,360	3,06,986	2,16,936
.. Sind	—	—	35	45	25	—	—	1,372	3,023	1,945
.. Madras	—	—	637	1,063	732	—	—	43,009	73,047	44,023
.. Burma	—	—	243	332	196	—	—	16,570	24,457	11,046
TOTAL	—	—	7,741	8,861	7,367	—	—	5,31,892	5,72,403	4,24,977

(a) Separately recorded from 1924-25

No. 13—continued

ARTICLES, AND COUNTRIES OF CONSIGNMENT; ALSO SHARE OF EACH PROVINCE	QUANTITY					VALUE				
	1922-23	1923-24	1924-25	1925-26	1926-27	1922-23	1923-24	1924-25	1925-26	1926-27
						R	R	R	R	R
Metals and Ores—continued										
<i>Brass, Bronze, and similar alloys and manufactures thereof—continued</i>										
<i>Wrought—continued</i>										
Other sorts (III. I)—	Cwts.	Cwts.	Cwts.	Cwts.	Cwts.					
United Kingdom	75,979	38,693	37,743	24,363	14,690	23,17,108	18,52,572	17,37,282	14,73,432	9,33,076
Gibraltar	1	2,200	360
India and Dependencies	849	420	1,739	268	410	1,14,406	12,798	63,396	7,401	10,823
Mesopotamia	9,513	10,844	5,131	4,112	3,897	2,04,073	3,15,174	1,54,648	1,21,696	1,10,750
Bahrien Islands	47	1,410	..
Ceylon	5	5	3	223	61	747	200	1,732	10,347	5,351
Straits Settlements (including Labuan)	534	720	4,441	6,588	726	23,034	25,867	1,32,128	1,96,738	21,419
Hongkong	78	101	44	146	405	14,615	19,029	2,354	23,910	32,081
Egypt*	5	150
Natal	186	8	19	..	298	7,049	1,198	590	..	7,690
Zanzibar and Pemba	32	62	96	31	107	985	1,890	2,100	2,361	2,000
Kenya Colony	33	59	10	163	160	820	2,216	225	4,338	5,690
Tanganyika Territory	49	216	622	392	290	700	7,965	19,406	11,632	8,671
Mauritius and Dependencies	633	1,232	353	23,637	26,059	3,345
Other British Possessions	1	14	5	5	2	290	569	219	845	339
TOTAL BRITISH EMPIRE	87,284	46,342	50,693	33,100	21,400	41,86,177	22,39,575	21,51,217	19,91,766	11,48,365
Sweden	7	9	29	43	..	1,670	4,025	2,231	5,860
Germany	3,943	15,736	49,151	10,275	13,808	7,14,203	11,03,058	25,72,708	6,07,098	8,51,657
Netherlands	504	188	7	44	23	35,180	20,220	1,017	3,829	1,735
Belgium	2,610	765	225	320	480	1,57,720	56,083	18,535	18,052	23,762
France	991	120	144	627	3,987	59,299	8,538	12,974	47,704	1,87,459
Spain	25	1,955
Switzerland	3	1,130	763	275	72,208	46,435
Italy	17,214	2,301	623	193	350	11,83,635	2,05,642	61,264	16,221	33,690
Austria	16	10	4	13	44	1,440	2,799	1,463	2,512	7,504
Czechoslovakia	9	3	5	14	..	1,743	720	2,080	1,923	..
Turkey, Asiatic	10	1,076
Mascat Territory and Trucial Oman	65	2	3	1,845	..	40	47	242
Other Native States in Arabia	305	74	19	36	116	7,698	2,325	549	993	3,072
Persia	56	..	249	122	743	2,052	..	7,194	2,299	19,625
Java	1	..	304	1	..	100	24	9,137	103
China (exclusive of Hongkong and Macao)	18	5	7	74	7	3,873	1,520	710	11,297	2,697
Japan	18,755	9,366	16,491	66,716	12,948	12,23,518	6,40,913	9,52,332	33,03,930	6,80,921
Egypt*	6	13	5	13	..	268	1,298	1,091	543
Portuguese East Africa	64	4	543	276	154	2,200	140	16,199	11,321	4,090
Italian East Africa (Somaliland and Eritrea)	79	3	2,070	123
United States of America—										
<i>Via Atlantic Coast</i>	420	295	1,361	6,239	4,419	45,535	43,461	86,379	2,17,006	1,56,308
<i>" Pacific "</i>	1	30
Other Foreign Countries	11	14	2	30	..	686	727	200	845	..
TOTAL FOREIGN COUNTRIES	49,984	29,605	93,975	85,524	26,859	24,50,907	21,63,316	37,96,061	62,56,247	20,16,606
<i>Share of Bengal</i>	30,331	15,323	41,207	33,235	31,311	16,49,030	7,95,476	16,39,866	17,53,952	16,02,786
<i>" Bombay</i>	101,279	56,630	70,372	32,424	23,821	55,78,773	32,23,458	40,92,995	40,99,327	11,24,297
<i>" Sind</i>	1,723	1,399	1,389	691	710	36,343	39,830	52,568	40,824	48,614
<i>" Madras</i>	1,619	964	399	506	1,733	33,224	1,01,927	39,136	57,247	2,11,294
<i>" Burma</i>	1,793	1,625	601	1,763	1,679	2,34,664	1,93,250	1,23,659	1,37,603	1,73,070
TOTAL	137,268	76,947	114,668	123,624	58,259	76,37,084	44,02,891	59,47,278	61,48,013	31,64,970

* Shown as a Foreign Country from 1923-24.

GENERAL IMPORTS

(302)

No. 13—continued

ARTICLES, AND COUNTRIES OF CONSIGNMENT; ALSO SHARE OF EACH PROVINCE	QUANTITY					VALUE				
	1922-23	1923-24	1924-25	1925-26	1926-27	1922-23	1923-24	1924-25	1925-26	1926-27
Metals and Ores—continued										
<i>Brass, Bronze, and similar alloys and manufactures thereof—concluded</i>						R	R	R	R	R
<i>Total Brass, Bronze, and similar alloys and manufactures thereof—</i>	Cwts.	Cwts.	Cwts.	Cwts.	Cwts.					
United Kingdom	882,912	279,102	294,835	243,378	151,891	1,79,38,710	1,56,83,257	1,56,05,879	1,27,06,044	77,82,561
Gibraltar	1	2,200	360
Aden and Dependencies	849	420	1,769	258	410	1,14,406	12,798	59,220	7,401	10,823
Mesopotamia	10,313	11,886	5,186	4,114	3,897	2,45,009	3,32,119	1,55,048	1,21,846	1,10,750
Bahrain Islands	47	1,410	..
Ceylon	5	5	443	359	75	747	207	25,990	16,314	6,807
Straits Settlements (including Labuan)	534	857	4,896	6,597	4,514	23,034	30,004	1,52,047	1,97,581	1,24,806
Hongkong	78	101	2,223	4,475	3,544	14,661	19,029	74,665	1,58,465	1,27,184
Egypt*	5	150
Natal	186	8	19	..	298	7,049	1,193	590	..	7,569
Zanzibar and Pemba	32	62	93	81	107	985	1,890	3,100	3,561	3,000
Kenya Colony	33	59	10	163	160	820	2,218	325	4,535	5,690
Tanganyika Territory	49	242	643	440	290	700	8,765	20,066	13,368	8,671
Mauritius and Dependencies	833	1,232	467	28,537	36,059	11,436
Victoria	..	1	50	5
New South Wales	25	50	..	1,837	..
<i>Australian Commonwealth</i>										
(Total)	..	1	..	25	100	..	1,837	5
Other British Possessions	1	13	5	5	2	290	499	219	845	334
TOTAL BRITISH EMPIRE	344,997	292,256	310,910	261,174	165,656	1,83,48,761	1,60,92,049	1,61,25,686	1,33,59,316	81,49,990
Sweden	..	7	179	632	2,391	..	1,870	12,675	34,376	1,24,165
Norway	107	41	5,258	1,895	..
Denmark	186	391	187	34	19	15,460	13,650	10,515	2,412	1,341
Germany	99,647	125,795	237,152	156,454	264,798	61,20,398	72,78,402	1,29,52,078	78,88,876	1,27,24,327
Netherlands	604	1,327	203	109	370	35,180	64,158	15,617	7,359	20,610
Belgium	8,548	2,470	6,578	8,085	4,413	4,15,604	1,47,580	3,30,547	3,67,117	2,26,907
France	1,011	120	986	4,115	7,158	60,727	8,588	67,617	2,33,324	3,72,138
Spain	25	1,935
Switzerland	585	1,130	763	..	80	41,616	72,203	48,435	..	3,556
Italy	26,730	5,107	1,782	643	1,541	17,59,778	3,83,501	1,22,068	45,647	1,16,036
Austria	21	10	27	19	44	1,827	2,799	4,269	2,804	7,504
Czechoslovakia	9	3	5	14	..	1,743	720	2,080	1,925	10
Turkey, Asiatic	10	1,076
Mascat Territory and Trucial Oman	65	2	8	1,845	..	40	47	242
Other Native States in Arabia	305	74	44	36	116	7,698	2,325	1,299	983	3,073
Persia	56	..	253	122	743	2,052	..	7,569	2,209	19,625
Java	..	1	..	304	1	..	100	24	9,137	108
China (exclusive of Hongkong and Macao)	18	5	7	132	57	3,378	1,520	710	13,042	5,525
Japan	20,469	9,526	19,634	73,214	66,106	13,40,452	6,51,094	11,56,874	36,91,126	33,35,739
Egypt*	..	6	18	5	13	..	265	1,298	1,001	543
Portuguese East Africa	64	4	543	429	154	2,200	140	18,109	15,321	4,090
Italian East Africa (Somaliland and Eritrea)	..	79	3	2,070	125
United States of America—										
<i>Via Atlantic Coast</i>	420	12,311	22,070	18,247	15,710	45,535	4,39,447	7,84,524	6,14,810	5,29,873
<i>" Pacific "</i>	2	..	1	865	..	30
Other Foreign Countries	3	6	2	30	..	187	214	200	905	..
TOTAL FOREIGN COUNTRIES	158,643	158,873	290,569	262,617	368,732	98,65,545	90,70,616	1,55,41,346	1,29,35,266	1,74,96,837
<i>Share of Bengal</i>	165,443	112,841	134,137	149,437	137,209	32,76,344	60,05,988	33,76,763	71,46,333	64,07,796
<i>" Bombay</i>	246,564	237,893	306,417	280,364	277,070	1,38,29,775	1,30,65,048	1,63,05,924	1,40,27,935	1,34,64,303
<i>" Sind</i>	11,976	11,549	11,716	7,512	7,136	7,28,138	6,59,704	6,28,500	4,08,730	3,84,531
<i>" Madras</i>	76,779	85,948	96,387	31,444	104,667	50,66,722	51,43,804	56,09,879	43,21,747	51,16,612
<i>" Burma</i>	2,378	2,897	2,323	4,984	3,306	3,13,327	2,38,451	2,46,866	3,90,737	2,72,486
TOTAL	503,640	451,128	601,479	523,791	529,388	2,82,14,306	2,51,62,695	3,16,67,032	2,62,94,583	2,56,46,327

* Shown as a Foreign Country from 1923-24.

No. 13—continued

ARTICLES, AND COUNTRIES OF CONSIGNMENT; ALSO SHARE OF EACH PROVINCE	QUANTITY					VALUE				
	1922-23	1923-24	1924-25	1925-26	1926-27	1922-23	1923-24	1924-25	1925-26	1926-27
						₹	₹	₹	₹	₹
Metals and Ores—continued										
Copper—										
Ore (II. F)—	Tons	Tons	Tons	Tons	Tons					
United Kingdom	2	170	1,177
Other British Empire	88	154	27
TOTAL BRITISH EMPIRE	2	88	324	1,204
Germany	1	1	2,002	1,630
Netherlands	995	4,053	58,765	2,12,507
Siam	2	124
TOTAL FOREIGN COUNTRIES	2	996	4,054	124	60,867	2,14,137
<i>Share of Bombay</i>	2	1	3	212	2,416	2,334
<i>“ Burma</i>	995	4,053	58,765	2,12,507
TOTAL	2	996	4,058	212	61,181	2,15,841
Old, for re-manufactures (III. L)—	Cwts.	Cwts.	Cwts.	Cwts.	Cwts.					
United Kingdom	30,590	4,768	145	133	376	4,57,201	1,09,136	5,730	5,320	31,551
Aden and Dependencies	117	105	70	37	72	4,408	3,703	2,092	1,365	2,510
Mesopotamia	1,294	1,396	553	912	1,118	55,209	67,317	10,611	31,825	30,001
Bahrain Islands	58	88	35	65	20	2,100	2,135	1,360	2,324	642
Maldives	..	14	..	26	1,800	..	652	..
Ceylon	27	3	27	1,080	70	800
Straits Settlements (including Labuan)	406	1,488	717	375	633	16,731	57,062	27,129	13,002	22,453
Zanzibar and Pemba	26	38	90	67	100	1,015	1,444	3,123	2,515	3,563
Kenya Colony	32	20	22	5	21	1,276	715	705	210	729
Tanganyika Territory	..	18	553	35	105	..	540	20,005	1,320	3,949
Anglo-Egyptian Sudan	4	20	17	170	1,006	630
Mauritius and Dependencies	725	109	14	25,523	4,235	450
Other British Possessions	24	..	5	10	..	1,185	..	160	420	..
TOTAL BRITISH EMPIRE	12,569	8,438	2,929	1,799	3,003	5,40,295	3,04,001	1,00,477	64,522	1,07,237
Germany	..	440	15,347
Mascat Territory and Trucial Oman	38	5	1	12	7	1,475	198	27	450	244
Other Native States in Arabia	195	31	99	57	172	7,338	1,260	3,477	2,072	6,401
Persia	84	2	49	64	130	2,020	72	1,776	2,025	5,130
Java	70	2,547	..
Celebes and other Islands	63	2,200	..
Portuguese East Africa	1	79	42	37	22	45	2,523	1,515	1,369	765
United States of America—Via Atlantic Coast	40	1,449	..
Other Foreign Countries	12	11	33	22	10	460	405	1,333	825	760
TOTAL FOREIGN COUNTRIES	330	568	229	365	359	12,248	21,205	5,180	12,057	15,870
<i>Share of Bengal</i>	6,647	6,055	779	633	749	4,02,307	2,19,362	20,679	24,632	30,592
<i>“ Bombay</i>	2,197	2,301	2,314	1,443	2,462	1,46,309	99,393	32,390	51,521	38,373
<i>“ Sind</i>	23	150	65	33	133	327	5,746	2,394	1,217	4,420
<i>“ Madras</i>	37	18	1,080	672
TOTAL	12,899	9,008	3,158	2,164	3,362	5,52,543	3,25,206	1,14,663	77,480	1,20,857
Unwrought—										
Tiles, ingots, cakes, bricks and slabs (III. L)—	Cwts.	Cwts.	Cwts.	Cwts.	Cwts.					
United Kingdom	49,855	34,985	21,235	31,395	19,854	29,13,141	19,26,229	11,10,275	14,84,082	3,03,255
Mesopotamia	450	39	..	3	..	22,500	2,000	..	100	..
Ceylon	..	38	2,023
South Australia (including Northern Territory)	500	5,741	766	600	..	36,937	4,45,703	44,346	35,508	..
New South Wales	3,503	9,742	7,000	1,500	5,601	2,54,112	6,45,046	4,31,342	88,743	2,65,271
Australian Commonwealth (Total)	4,003	15,483	7,766	2,100	5,601	2,91,049	10,90,754	4,76,188	1,24,251	2,65,271
Other British Possessions	..	4	113	..	19	..
TOTAL BRITISH EMPIRE	54,308	50,550	29,021	33,501	25,455	32,31,690	30,31,129	15,36,464	16,08,452	11,68,526

ARTICLES, AND COUNTRIES OF CONSIGNMENT; ALSO SHARE OF EACH PROVINCE	QUANTITY					VALUE				
	1922-23	1923-24	1924-25	1925-26	1926-27	1922-23	1923-24	1924-25	1925-26	1926-27
Metals and Ores—continued						R	R	R	R	R
Copper—continued										
Unwrought—continued										
Tiles, ingots, cakes, bricks and slabs (III. L)—continued	Cwts.	Cwts.	Cwts.	Cwts.	Cwts.					
Sweden	450	19,876
Germany	499	5,550	25,812	19,526	..	25,000	2,78,802	12,37,824	9,24,434
Netherlands	3,800	4,417	4,300	1,90,097	2,11,816	38,495
Belgium	295	..	3,000	51	..	14,270	..	1,81,142	2,141	..
Spain	500	34,500
Austria	2,501	1,46,369
Japan	391	27,332	15
Portuguese East Africa	212	12,000	..
United States of America— Via Atlantic Coast	45	100	20	3,228	3,201	2,050	7,296	1,155	1,52,038	1,46,380
Other Foreign Countries	2	117
TOTAL FOREIGN COUNTRIES	1,231	601	12,870	33,720	29,978	78,752	32,428	6,46,166	16,17,779	12,75,548
Share of Bengal	43,012	42,176	37,429	50,720	43,635	25,96,655	25,70,203	20,27,048	24,72,543	20,49,796
" Bombay	6,922	6,696	2,352	13,692	5,130	3,35,745	3,59,551	1,41,222	5,94,306	2,32,551
" Sind	..	51	271	1	3,330	14,645	53	10
" Madras	4,282	1,422	269	625	1,387	2,36,920	76,332	11,918	35,576	69,320
" Burma	1,253	306	620	2,177	5,321	91,122	54,141	37,737	1,23,253	32,428
TOTAL	55,539	51,151	41,301	67,221	55,433	33,10,442	30,63,557	22,32,680	32,26,231	24,34,074
Other Sorts (III. L)—	Cwts.	Cwts.	Cwts.	Cwts.	Cwts.					
United Kingdom	27	..	1	253	156	2,074	22	101	16,400	7,036
Germany	21	1,161	..
Belgium	7	434	..
United States of America— Via Atlantic Coast	286	29,612
TOTAL FOREIGN COUNTRIES	28	286	1,595	29,612
Share of Bengal	27	286	2,074	22	29,612
" Bombay	1	274	101	27,561	..
" Burma	7	156	434	7,036
TOTAL	27	..	1	281	442	2,074	22	101	17,995	36,649
Wrought—										
Brasiers and Sheets (III. L)—	Cwts.	Cwts.								
United Kingdom	93,029	71,983	—	—	—	65,16,706	47,78,608	—	—	—
Ceylon	6	4	—	—	—	450	253	—	—	—
TOTAL BRITISH EMPIRE	93,035	71,987	—	—	—	65,17,156	47,78,861	—	—	—
Germany	19,638	74,300	—	—	—	13,69,890	45,62,942	—	—	—
Belgium	643	560	—	—	—	45,373	35,387	—	—	—
France	333	..	—	—	—	24,637	..	—	—	—
Austria	5	..	—	—	—	610	..	—	—	—
United States of America— Via Atlantic Coast	63,059	22,645	—	—	—	41,99,863	14,10,267	—	—	—
" Pacific	3	3,965	—	—	—	500	2,30,865	—	—	—
TOTAL FOREIGN COUNTRIES	83,686	101,470	—	—	—	56,40,878	62,59,461	—	—	—
Share of Bengal	27,733	21,733	—	—	—	20,33,114	15,40,321	—	—	—
" Bombay	119,947	129,378	—	—	—	79,97,119	79,93,695	—	—	—
" Sind	16,676	4,796	—	—	—	11,93,347	5,84,085	—	—	—
" Madras	11,737	12,909	—	—	—	3,80,232	3,62,038	—	—	—
" Burma	673	641	—	—	—	54,222	48,123	—	—	—
TOTAL	176,721	173,457	—	—	—	1,21,58,034	1,10,98,322	—	—	—

* Sub-divided into "Brasiers" and "Sheets" from 1924-25.

No. 13—continued

ARTICLES, AND COUNTRIES OF CONSIGNMENT; ALSO SHARE OF EACH PROVINCE	QUANTITY					VALUE				
	1922-23	1923-24	1924-25	1925-26	1926-27	1922-23	1923-24	1924-25	1925-26	1926-27
Metals and Ores—continued						R	R	R	R	R
<i>Copper—continued</i>										
<i>Wrought—continued</i>										
Bars (III. L.)*			Cwts.	Cwts.	Cwts.					
United Kingdom	—	—	1,492	125	..	—	—	1,01,048	7,969	..
Straits Settlements (in- cluding Labuan)	—	—	..	2	..	—	—	..	143	..
TOTAL BRITISH EMPIRE	—	—	1,492	127	..	—	—	1,01,048	8,112	..
Germany	—	—	124	—	—	7,412
<i>Share of Bengal</i>	—	—	1,516	125	..	—	—	1,02,308	7,969	..
„ Madras	—	—	70	—	—	4,387
„ Burma	—	—	30	2	..	—	—	1,788	143	..
TOTAL	—	—	1,616	127	..	—	—	1,08,403	8,112	..
Rods (III. L.)*			Cwts.	Cwts.	Cwts.					
United Kingdom	—	—	1,133	8,637	1,700	—	—	71,639	4,39,410	1,04,372
Ceylon	—	—	—	—	16
TOTAL BRITISH EMPIRE	—	—	1,133	8,637	1,700	—	—	71,655	4,39,410	1,04,372
Denmark	—	—	191	—	—	12,507
Germany	—	—	1,137	3,619	4,580	—	—	72,402	2,05,890	2,44,346
Netherlands	—	—	124	—	—	8,780
Belgium	—	—	808	975	1,009	—	—	19,326	37,658	37,959
France	—	—	..	103	91	—	—	..	6,165	4,305
TOTAL FOREIGN COUNTRIES	—	—	1,700	4,697	5,680	—	—	1,19,015	2,49,717	3,06,761
<i>Share of Bengal</i>	—	—	903	9,310	1,621	—	—	56,063	4,77,413	39,523
„ Bombay	—	—	1,611	3,437	4,745	—	—	1,03,674	1,77,613	2,63,351
„ Sind	—	—	46	26	15	—	—	2,904	1,781	1,178
„ Madras	—	—	179	317	662	—	—	12,220	14,967	40,977
„ Burma	—	—	165	294	286	—	—	9,310	12,392	16,753
TOTAL	—	—	2,893	13,334	7,330	—	—	1,84,070	6,89,186	4,10,973
Sheets (III. L.)*			Cwts.	Cwts.	Cwts.					
United Kingdom	—	—	22,054	25,960	25,722	—	—	14,77,087	14,19,810	13,38,687
Mesopotamia	—	—	489	—	—	25,490
Ceylon	—	—	1	..	151	—	—	93	..	6,321
Other British Possessions	—	—	..	2	..	—	—	..	50	30
TOTAL BRITISH EMPIRE	—	—	22,055	25,962	26,342	—	—	14,77,180	14,19,860	13,71,023
Denmark	—	—	..	125	..	—	—	..	7,580	..
Germany	—	—	158,003	139,771	163,125	—	—	87,01,741	76,76,166	69,54,999
Netherlands	—	—	643	301	..	—	—	39,249	18,070	..
Belgium	—	—	4,970	12,841	33,337	—	—	2,96,499	7,54,842	19,16,881
France	—	—	1,231	19,577	12,327	—	—	74,635	10,27,469	6,36,139
Italy	—	—	—	—	..	10	..
United States of America— Via Atlantic Coast	—	—	28,188	27,730	54	—	—	16,04,706	16,50,845	7,452
TOTAL FOREIGN COUNTRIES	—	—	188,040	201,345	2,04,343	—	—	1,07,16,830	1,11,34,782	95,15,470

* Separately recorded from 1924-25.

GENERAL IMPORTS

(306)

No. 13—continued.

ARTICLES AND COUNTRIES OF CONSIGNMENT; ALSO SHARE OF EACH PROVINCE	QUANTITY					VALUE				
	1922-23	1923-24	1924-25	1925-26	1926-27	1922-23	1923-24	1924-25	1925-26	1926-27
Metals and Ores—continued						R	R	R	R	R
Copper—continued										
Wrought—continued										
Sheets (III. L.)*—contd.			Cwts.	Cwts.	Cwts.					
Share of Bengal	—	—	20,274	22,692	24,077	—	—	13,40,087	16,36,058	12,43,918
„ Bombay	—	—	164,697	161,055	169,474	—	—	92,73,645	87,95,107	77,00,891
„ Sind	—	—	11,734	15,522	13,798	—	—	7,34,743	9,05,186	7,23,434
„ Madras	—	—	12,307	20,430	22,616	—	—	8,12,498	11,76,087	11,61,938
„ Burma	—	—	433	608	790	—	—	33,037	42,204	56,317
TOTAL	—	—	210,095	227,307	230,685	—	—	1,21,94,010	1,25,54,642	1,08,86,498
Tubes (III. L.)*			Cwts.	Cwts.	Cwts.					
United Kingdom	—	—	960	900	947	—	—	65,822	82,307	81,308
Aden and Dependencies	—	—	—	—	22	—	—	—	—	1,512
Other British Possessions	—	—	11	3	2	—	—	416	533	273
TOTAL BRITISH EMPIRE	—	—	971	903	971	—	—	66,238	82,840	83,088
Sweden	—	—	—	29	—	—	—	—	3,105	—
Norway	—	—	—	24	—	—	—	—	2,420	—
Germany	—	—	1,206	1,604	2,701	—	—	87,651	1,12,090	1,74,346
Netherlands	—	—	286	112	88	—	—	20,359	7,952	2,487
Belgium	—	—	1,037	1,321	1,391	—	—	73,803	92,265	91,613
France	—	—	59	102	630	—	—	4,334	6,778	45,110
Austria	—	—	—	—	21	—	—	—	—	1,308
United States of America Via Atlantic Coast	—	—	2	23	92	—	—	399	1,929	7,168
Other Foreign Countries	—	—	9	8	—	—	—	334	352	—
TOTAL FOREIGN COUNTRIES	—	—	2,599	3,218	4,878	—	—	1,86,880	2,27,857	3,22,012
Share of Bengal	—	—	1,078	986	1,478	—	—	34,542	69,322	91,590
„ Bombay	—	—	1,866	2,043	3,217	—	—	1,18,189	1,46,115	2,29,647
„ Sind	—	—	76	52	55	—	—	3,317	5,046	4,608
„ Madras	—	—	373	839	976	—	—	30,397	67,123	68,436
„ Burma	—	—	179	286	118	—	—	16,173	23,087	10,869
TOTAL	—	—	3,570	4,211	5,844	—	—	2,59,118	3,10,697	4,05,100
Wire, excluding wire of telegraph and telephone (III. L.)—	Cwts.	Cwts.	Cwts.	Cwts.	Cwts.					
United Kingdom	6,820	4,007	1,049	1,238	3,565	5,82,875	2,89,571	77,748	79,762	2,10,929
Aden and Dependencies	24	—	—	—	—	1,488	—	—	—	—
Mesopotamia	28	—	1	—	70	1,221	—	45	—	2,325
Strait Settlements (including Labuan)	—	149	181	67	—	9	5,511	7,629	2,416	—
Other British Possessions	3	—	—	1	—	800	—	56	106	108
2 TOTAL BRITISH EMPIRE	6,880	4,156	1,231	1,306	3,635	5,36,341	2,94,082	85,478	82,264	2,13,362

* Separately recorded from 1924-25.]

No. 13—continued

ARTICLES, AND COUNTRIES OF CONSIGNMENT; ALSO SHARE OF EACH PROVINCE	QUANTITY					VALUE				
	1922-23	1923-24	1924-25	1925-26	1926-27	1922-23	1923-24	1924-25	1925-26	1926-27
Metals and Ores—continued										
Copper—continued										
Wrought—continued										
Wire, excluding wire of telegraph and telephone (III. L)—continued	Cwts.	Cwts.	Cwts.	Cwts.	Cwts.					
Denmark	220	13,240
Germany	3,551	2,141	816	1,067	1,824	2,91,617	1,86,600	57,123	70,013	1,14,512
Netherlands	..	27	76	12	37	..	2,065	5,117	840	2,084
Belgium	667	228	418	1,330	1,016	57,720	18,862	27,231	30,020	57,022
France	237	416	549	2,116	479	20,531	32,537	38,006	1,32,156	23,412
Switzerland	6	..	17	1,525	..	1,793
Italy	2	345	9	131	27,575	..	15	544
Austria	3	2	26	279	482	1,704
Japan	196	74	1	18,753	6,171	67
Portuguese East Africa	107	3,800
United States of America— Via Atlantic Coast	579	4	219	378	94	41,230	568	12,452	14,678	5,422
TOTAL FOREIGN COUNTRIES	5,241	3,237	2,422	4,812	2,496	4,31,836	2,75,260	1,50,632	2,07,722	2,10,667
Provinces of Bengal										
Bombay	2,251	1,930	712	1,178	1,141	1,51,336	1,17,908	43,163	71,515	77,521
Madras	6,379	2,972	2,409	1,938	1,263	5,13,532	2,53,239	89,109	1,19,277	77,711
Assam	110	12	31	225	99	10,225	1,114	3,351	13,239	6,928
Coastal Provinces	2,623	1,530	1,341	2,572	3,301	2,38,153	1,26,605	98,082	1,03,327	2,02,493
Burma	758	393	160	205	312	54,391	70,416	12,451	11,693	53,370
TOTAL	12,121	7,393	3,653	6,118	7,121	9,68,177	5,09,342	2,46,158	3,70,936	4,24,020
Other manufactures (III. L)—	Cwts.	Cwts.	Cwts.	Cwts.	Cwts.					
United Kingdom	25,564	9,665	3,856	6,923	1,833	20,15,124	8,01,422	3,07,377	4,32,428	1,60,678
Mesopotamia	681	96	60	29	303	37,469	3,720	2,225	1,125	7,030
Ceylon	18	..	1	6	5	3,699	..	54	624	543
Hongkong	8	2	5	2	6	1,325	500	302	347	974
Anglo-Egyptian Sudan	40	37	25	53	22	2,437	1,931	1,165	2,356	305
Mauritius and Dependencies	64	2,550	..
Other British Possessions	2	10	44	2	24	231	510	1,337	152	1,082
TOTAL BRITISH EMPIRE	26,313	9,810	4,000	7,034	2,203	20,60,293	8,08,133	3,14,030	4,40,122	1,70,517
Denmark				423	24,086	..
Germany	5,112	4,145	1,759	3,701	2,560	5,25,692	4,51,519	2,66,315	3,00,019	2,51,328
Netherlands	219	354	117	460	..	15,779	25,911	12,496	30,245	66
Belgium	923	326	456	635	1,102	84,617	16,937	31,930	41,357	66,307
France	82	51	118	121	39	12,352	9,524	25,339	22,439	4,622
Italy	117	73	135	5,423	5,905	19,979
Austria	10	4	..	17	71	2,295	290	..	3,351	12,032
Czechoslovakia	2	2	3	440	123	2,125
Japan	109	31	20	53	53	17,375	19,430	3,547	5,267	5,752
United States of America— Via Atlantic Coast	441	120	35	1,226	535	24,951	15,606	4,230	76,344	50,315
Via Pacific	..	10	920
Other Foreign Countries	17	13	15	23	40	1,668	737	346	1,205	1,203
TOTAL FOREIGN COUNTRIES	7,037	5,077	2,519	6,671	4,543	7,04,108	5,46,359	3,76,315	6,05,936	4,14,236

ARTICLES, AND COUNTRIES OF CONSIGNMENT; ALSO SHARE OF EACH PROVINCE	QUANTITY					VALUE				
	1922-23	1923-24	1924-25	1925-26	1926-27	1922-23	1923-24	1924-25	1925-26	1926-27
Metals and Ores—continued						R	R	R	R	R
Copper—continued										
Other manufactures (III. L)— continued Share of Bengal	Cwts.	Cwts.	Cwts.	Cwts.	Cwts.					
.. Bombay	8,317	4,376	2,432	7,245	1,616	6,66,373	3,53,153	2,15,437	4,58,007	1,63,922
.. Sind	20,178	7,953	3,398	4,435	3,714	16,43,779	7,20,052	3,60,538	3,64,181	2,83,487
.. Madras	378	351	213	1,170	697	42,453	35,493	23,895	76,494	43,494
.. Burma	3,859	1,414	373	471	539	3,24,914	1,51,746	75,464	82,842	76,310
	618	793	103	493	180	86,372	94,532	15,307	64,480	17,640
TOTAL	33,350	14,837	6,519	13,755	6,746	27,04,391	13,54,992	6,90,845	10,46,058	5,84,758
Total Copper (excluding Ore)—	Cwts.	Cwts.	Cwts.	Cwts.	Cwts.					
United Kingdom	185,895	125,409	51,945	75,662	54,658	1,24,42,121	79,68,938	32,17,378	39,67,437	28,27,111
Aden and Dependencies	241	106	75	37	101	5,844	3,732	2,234	1,365	4,269
Mesopotamia	2,448	2,031	623	948	1,985	1,16,309	73,037	21,951	33,100	74,338
Bahrain Islands	53	88	54	65	20	2,190	2,137	2,110	2,324	643
Maldives	..	14	..	26	1,860	..	952	..
Ceylon	51	45	2	7	163	5,229	2,351	219	740	9,277
Straits Settlements (including Labuan)	408	1,646	910	444	643	16,971	68,074	35,325	15,648	23,100
Hongkong	11	2	5	15	8	2,123	500	802	1,319	1,247
Zanzibar and Pemba	26	38	97	67	100	1,015	1,444	3,348	2,515	3,363
Kenya Colony	32	20	32	6	23	1,276	715	795	210	966
Tanganyika Territory	..	22	557	35	105	..	655	20,755	1,329	3,949
Anglo-Egyptian Sudan	49	37	29	78	39	2,937	1,931	1,335	3,862	1,435
Mauritius and Dependencies	725	173	14	25,628	6,815	450
South Australia (including Northern Territory)	500	5,741	768	600	..	36,937	4,45,708	44,346	35,508	..
New South Wales	3,503	9,742	7,900	1,500	5,601	2,54,112	6,45,046	4,31,342	38,743	2,65,271
Australian Commonwealth (Total)	4,003	15,483	7,768	2,100	5,601	2,91,049	10,90,754	4,76,188	1,24,357	3,65,371
Other British Possessions	15	..	13	2	..	685	..	608	125	..
TOTAL BRITISH EMPIRE	193,132	144,941	62,833	79,662	63,465	1,28,87,839	92,11,228	38,08,669	41,61,992	33,15,116
Sweden	29	450	3,185	19,370
Norway	24	2,420	..
Denmark	411	548	25,747	33,666	..
Germany	28,301	81,525	163,594	175,595	184,266	21,87,199	52,61,908	94,98,446	97,03,132	86,63,978
Netherlands	219	381	5,051	5,302	4,375	15,779	27,976	2,76,070	2,68,929	43,111
Belgium	2,533	1,014	10,139	18,169	42,855	2,01,935	71,216	6,30,001	10,08,712	21,90,682
France	657	467	1,957	22,019	14,079	57,521	42,361	1,43,244	11,95,007	7,19,235
Spain	500	34,500
Switzerland	6	..	17	1,525	60	1,798
Italy	119	413	..	6	150	8,569	33,430	..	511	20,723
Austria	18	6	3	17	2,619	3,184	772	99	3,351	1,61,413
Czechoslovakia	2	2	3	440	123	2,125
Hakat Territory and Trucial Oman	39	5	2	12	12	1,528	193	93	450	404
Other Native States in Arabia	203	33	106	58	172	7,333	1,370	13,802	2,037	6,401
Persia	84	2	49	64	139	2,930	72	1,776	2,025	5,180
Java	70	5	..	2,547	..
Celebes and other islands	63	2,200	..
Japan	696	158	30	58	59	63,980	25,773	3,917	5,267	5,819
Portuguese East Africa	1	79	158	260	50	45	3,523	5,682	15,716	1,420
United States of America—										
Via Atlantic Coast	64,124	22,869	23,464	32,525	4,262	42,78,744	14,33,837	16,22,972	18,97,538	2,46,850
" Pacific "	3	3,975	500	2,31,735
Other Foreign Countries	20	21	32	35	7	1,575	972	1,374	1,454	403
TOTAL FOREIGN COUNTRIES	97,525	110,963	210,063	254,856	258,493	68,67,822	71,35,313	1,22,14,936	1,41,48,345	1,20,67,617

No. 13—continued

ARTICLES, AND COUNTRIES OF CONSIGNMENT; ALSO SHARE OF EACH PROVINCE.	QUANTITY					VALUE				
	1922-23	1923-24	1924-25	1925-26	1926-27	1922-23	1923-24	1924-25	1925-26	1926-27
Metals and Ores—continued										
<i>Copper—continued</i>										
<i>Total Copper (excluding Ore)—continued</i>										
<i>Share of Bengal</i>	Cwts.	Cwts.	Cwts.	Cwts.	Cwts.	R	R	R	R	R
<i>„ Bombay</i>	91,042	76,270	65,130	99,940	74,603	53,53,909	43,01,334	33,95,375	52,17,663	37,72,450
<i>„ Sind</i>	156,833	149,306	173,143	133,333	190,010	1,06,86,974	94,31,495	1,01,62,925	1,02,66,446	85,66,511
<i>„ Madras</i>	17,192	9,360	12,436	16,969	14,798	13,46,872	6,29,773	7,34,449	10,03,615	7,84,069
<i>„ Burma</i>	22,523	17,325	15,452	25,154	29,299	16,31,299	12,16,791	10,45,466	15,39,607	16,35,271
<i>„ „</i>	3,212	3,133	1,730	4,072	7,653	2,35,607	2,67,218	1,35,340	2,53,691	2,54,433
TOTAL	290,657	255,894	272,895	334,518	316,963	1,97,55,601	1,63,46,541	1,60,23,655	1,83,10,337	1,53,02,733
<i>German silver (including nickel silver) (I.I.L.)—</i>	Cwts.	Cwts.	Cwts.	Cwts.	Cwts.					
<i>United Kingdom</i>	6,489	2,656	1,996	3,370	1,665	5,14,056	2,40,512	2,03,933	2,66,542	1,04,362
<i>Mesopotamia</i>	..	13	..	2	1	..	23,000	15	105	28
<i>Mauritius and Dependencies</i>	92	47	1,53,980	1,32,150	..
<i>Canada—</i>	2	1,420
<i>Via Atlantic Coast</i>
<i>Other British Possessions</i>	1	..	1	106	..	463
TOTAL BRITISH EMPIRE	6,440	2,669	2,089	3,419	1,668	5,14,162	2,63,512	2,66,393	2,99,697	1,05,830
<i>Norway</i>	125	19,771
<i>Denmark</i>	167	10,174
<i>Germany</i>	3,784	3,452	6,626	9,371	9,305	5,76,256	4,54,726	7,66,460	8,83,141	8,34,592
<i>Netherlands</i>	14	1,597
<i>Belgium</i>	18	6	..	2,630	756	..
<i>France</i>	..	4	25	..	419	..	18	3,000
<i>Switzerland</i>	..	111	5	160	13,804	700	15,024	..
<i>Italy</i>	560	3,051	1,054	4,277	1,823	79,665	4,13,507	1,19,035	4,46,133	1,89,055
<i>Austria</i>	868	828	1,074	3,997	2,054	1,30,183	1,01,949	1,24,900	4,16,435	2,00,091
<i>Czechoslovakia</i>	193	..	12	62	22	27,741	..	1,345	6,224	2,531
<i>Persia</i>	3	320	..
<i>Japan</i>	108	9,985
<i>United States of America—</i>	1,019	36	1	41,544	2,836	60
<i>Via Atlantic Coast</i>
TOTAL FOREIGN COUNTRIES	5,423	7,446	10,096	17,912	13,344	8,16,430	9,84,475	10,69,327	17,71,637	12,40,065
<i>Share of Bengal</i>	4,340	3,209	4,227	7,302	4,761	2,37,036	3,13,377	4,06,411	3,34,910	4,16,211
<i>„ Bombay</i>	7,235	6,669	7,600	13,336	10,597	10,39,932	9,03,297	9,65,737	12,70,201	9,54,596
<i>„ Sind</i>	35	50	110	276	210	5,603	6,729	23,730	31,360	24,306
<i>„ Madras</i>	202	157	48	411	339	33,021	24,524	5,033	15,133	36,744
<i>„ Burma</i>	5	2,228
TOTAL	11,863	10,115	12,185	21,331	15,812	13,80,642	12,47,087	14,47,020	21,71,744	14,35,895
Iron—										
<i>Ore (II. F)—</i>	Tons	Tons	Tons	Tons	Tons					
<i>United Kingdom</i>	28	4	4	3	..	5,569	1,271	680	532	32
<i>Federated Malay States</i>	..	24,298	4,27,195
TOTAL BRITISH EMPIRE	28	24,302	4	3	..	5,569	4,28,466	680	532	32
<i>Netherlands</i>	..	75	52	5,731	3,125
<i>Belgium</i>	56	3,334
<i>Persia</i>	13	1,850
TOTAL FOREIGN COUNTRIES	13	75	108	1,850	5,731	6,459
<i>Share of Bengal</i>	13	24,377	113	3	..	1,857	4,34,112	7,139	532	32
<i>„ Sind</i>	35
<i>„ Madras</i>	53
<i>„ Burma</i>	28	5,504
TOTAL	41	24,377	113	3	..	7,419	4,24,197	7,139	532	32
Pic (II. K)—	Tons	Tons	Tons	Tons	Tons					
<i>United Kingdom</i>	3,736	3,284	2,147	2,463	999	9,21,950	3,73,279	2,85,899	2,09,133	91,710
<i>Mesopotamia</i>	69	7,080
<i>Other British Possessions</i>	..	3	350	..	1	1
TOTAL BRITISH EMPIRE	3,805	3,287	2,147	2,463	999	9,20,030	3,73,629	2,85,899	2,09,134	91,731

GENERAL IMPORTS

(310)

No. 13—continued

ARTICLES AND COUNTRIES OF CONSIGNMENT, ALSO SHARE OF EACH PROVINCE	QUANTITY					VALUE				
	1922-23	1923-24	1924-25	1925-26	1926-27	1922-23	1923-24	1924-25	1925-26	1926-27
Metals and Ores—continued						R	R	R	R	R
Iron—continued										
Pig (III. K)—continued	Tons	Tons	Tons	Tons	Tons					
Sweden	24	..	2	66	2	6,116	..	426	27,198	401
Norway	2	168	221	219	..	632	40,461	67,187	61,493
Germany	622	15	27	55,902	1,461	2,768
Belgium	3,228	482	817	41	50	2,03,894	46,666	65,887	2,735	2,715
Italy	264	110	367	69,246	27,943	1,03,925
United States of America— Via Atlantic Coast.	100	10,051
TOTAL FOREIGN COUNTRIES	3,974	499	1,278	432	628	3,65,963	48,779	1,78,278	1,15,013	1,68,534
Share of Bengal	2,590	381	330	577	604	2,51,569	40,515	1,48,221	1,26,247	1,75,438
.. Bombay	7,713	1,314	450	1,380	243	7,64,207	1,46,292	94,944	1,76,404	19,679
.. Sind	637	511	708	3	..	69,846	51,955	56,936	270	16
.. Madras	556	405	209	182	172	62,394	41,559	19,969	12,064	14,172
.. Burma	1,278	1,175	1,280	758	548	1,66,377	1,42,087	1,44,107	62,462	56,910
TOTAL	12,779	7,785	3,425	2,895	1,627	12,94,993	4,22,408	4,64,177	3,24,147	2,60,265
Manufactures—										
Angle, and tee, bolt, and rod (III. K)—	Tons	Tons	Tons	Tons	Tons					
United Kingdom	446	193	473	138	250	1,19,966	51,115	1,02,943	47,784	84,323
Mesopotamia	128	11	9,434	800
Ceylon	1	8	..	202	238	284	2,125	8
Straits Settlements (including Labuan).	3	2,015
TOTAL BRITISH EMPIRE	446	321	485	146	259	1,20,168	60,787	1,03,977	49,909	86,346
Sweden	9	9	2,724	..	12	..	2,819
Germany	50	100	15	76	3	10,942	26,432	1,457	36,513	1,250
Belgium	129	61	260	7	33	58,634	16,889	31,097	1,026	4,275
United States of America— Via Atlantic Coast	2	2	2	2,158	1,436	1,318
Other Foreign Countries	2	611	316
TOTAL FOREIGN COUNTRIES	192	163	275	83	47	75,069	45,128	32,566	37,839	9,662
Share of Bengal	454	109	427	36	28	1,30,394	25,966	92,531	7,087	27,269
.. Bombay	49	205	349	7	166	15,379	32,739	30,315	2,374	32,935
.. Sind	10	..	3	74	..	2,527	..	397	35,067	..
.. Madras	32	311	3	52	107	18,726	38,599	975	12,466	25,174
.. Burma	73	59	66	60	5	27,611	11,537	11,935	30,754	1,667
(Protected)	330	187	202	42,630	78,638	25,057
(Not protected)	410	42	104	93,913	9,110	70,951
TOTAL	638	484	740	229	306	1,95,237	1,05,910	1,36,543	87,748	99,008

* Classified from July, 1924.

No. 13—continued

ARTICLES, AND COUNTRIES OF CONSIGNMENT; ALSO SHARE OF EACH PROVINCE	QUANTITY					VALUE				
	1922-23	1923-24	1924-25	1925-26	1926-27	1922-23	1923-24	1924-25	1925-26	1926-27
Iron—continued						R	R	R	R	R
Manufactures—continued										
Bars and channels (ILL. K)—	Tons	Tons	Tons	Tons	Tons					
United Kingdom	5,519	2,520	3,154	3,316	1,560	15,00,294	6,71,728	7,50,262	8,55,049	3,99,028
Mesopotamia	..	160	10,769
Ceylon	..	5	..	2	3	553	1,347	201	811	549
Kenya Colony	3	1,800	..
Other British Possessions	..	3	97	550	144	40	54
TOTAL BRITISH EMPIRE	5,521	2,688	3,154	3,326	1,572	15,00,944	6,84,394	7,50,607	8,57,200	4,00,329
Sweden	1,078	955	1,060	1,044	1,091	3,37,347	2,56,134	2,50,062	2,82,100	2,65,609
Germany	1,134	134	62	116	34	2,66,035	21,414	7,844	16,735	6,704
Belgium	14,266	8,351	4,930	3,174	7,664	23,93,755	13,20,909	6,02,991	3,19,131	7,23,700
France	7	100	851	8,467
United States of America—										
Via Atlantic Coast	6	3	..	2,105	839	21
Other Foreign Countries	5	1	..	10	6	882	166	..	3,587	553
TOTAL FOREIGN COUNTRIES	16,489	9,441	6,052	4,354	8,895	30,00,074	15,98,623	8,60,897	6,21,532	10,05,134
Share of Bengal	3,212	1,913	2,258	2,324	939	9,23,601	5,39,170	5,76,331	6,27,328	2,44,660
Bombay	1,063	424	545	660	546	2,92,635	63,777	1,15,205	1,16,320	1,14,932
Sind	133	64	11	73	41	30,725	19,078	3,031	21,693	10,137
Madras	10,696	4,978	2,080	1,758	3,135	21,25,842	9,39,320	3,68,706	4,03,193	4,83,863
Burma	6,907	4,760	4,372	2,963	5,306	11,28,165	7,31,768	5,49,051	3,11,033	5,31,735
Protected*	4,126	3,089	8,033	5,00,202	4,35,907	7,77,072
Not protected	5,090	3,791	2,424	11,11,302	10,42,745	6,23,291
TOTAL	22,010	12,129	9,206	7,680	10,467	45,01,013	22,83,017	16,11,504	14,72,662	14,05,363
Rice bowls (ILL. K)—	Tons	Tons	Tons	Tons	Tons					
United Kingdom	373	496	454	643	602	1,72,340	2,40,735	2,07,537	2,53,065	2,60,663
Straits Settlements (including Labuan)	6	6	3	7	7	3,643	2,367	1,604	2,183	2,946
Hongkong	2	1	1,586	900	442	181	685
Other British Possessions	67	165	178	172
TOTAL BRITISH EMPIRE	381	502	457	650	700	1,77,569	2,44,069	2,09,748	2,56,612	2,64,466
Germany	..	3	5	14	1,322	..	3	1,400
Netherlands	103	191	112	55	44	51,550	47,851	54,580	21,368	17,183
Belgium	..	4	..	1	1,511	..	462	37
China (exclusive of Hongkong and Macao)	6	13	3	3	1	3,804	6,233	1,653	1,169	555
Japan	3
TOTAL FOREIGN COUNTRIES	109	211	115	59	50	55,377	56,947	56,182	23,002	19,182
Share of Bengal	20	20	31	23	15	9,801	7,333	11,376	9,929	6,339
Bombay	14	52	51	44	59	3,111	29,776	22,650	17,413	21,745
Madras	57	194	130	174	272	31,633	90,243	45,260	70,037	1,04,141
Burma	392	447	239	463	403	1,33,246	1,73,104	1,76,125	1,46,230	1,51,224
TOTAL	490	719	572	709	750	2,32,946	3,01,016	2,65,931	2,33,614	2,33,640

* Classified from July, 1924.

GENERAL IMPORTS

No. 13—continued

ARTICLES, AND COUNTRIES OF CONSIGNMENT; ALSO SHARE OF EACH PROVINCE	QUANTITY					VALUE				
	1922-23	1923-24	1924-25	1925-26	1926-27	1922-23	1923-24	1924-25	1925-26	1926-27
Metals and Ores—continued										
<i>Iron—concluded</i>										
<i>Total Iron (excluding ore)—</i>	Tons	Tons	Tons	Tons	Tons					
United Kingdom	15,074	6,508	6,208	6,560	9,516	27,14,550	13,36,857	13,46,641	13,70,081	8,35,342
Mesopotamia	69	278	11	7,091	20,208	800
Ceylon	2	8	1	10	3	755	2,002	600	3,111	729
Straits Settlements (including Labuan)	6	9	3	7	10	3,669	2,917	1,748	2,220	5,016
Hongkong	2	1	1,616	900	442	181	686
Kanya Colony	8	1,800	..
Other British Possessions	30	3	..
TOTAL BRITISH EMPIRE	15,153	6,798	6,223	6,568	9,530	27,27,711	13,62,879	13,50,281	13,76,855	8,42,772
Sweden	1,111	955	1,062	1,104	1,092	3,46,187	2,56,134	2,50,500	2,99,307	2,68,919
Norway	2	168	223	219	25	639	40,451	67,707	61,493
Germany	1,806	262	104	193	42	3,32,893	50,649	12,069	53,551	9,354
Netherlands	104	191	112	58	44	51,751	47,351	54,530	21,395	17,188
Belgium	17,623	3,998	6,007	3,223	7,747	27,46,233	13,85,975	6,99,475	3,23,354	7,30,727
France	1	7	100	800	25	..	951	8,467
Italy	264	110	361	69,246	27,243	1,04,294
China (exclusive of Hongkong and Macao)	6	13	3	3	1	3,804	6,263	1,653	1,169	555
United States of America—										
<i>W/ Atlantic Coast</i>	108	2	..	3	2	14,814	1,486	..	839	1,329
<i>Other Foreign Countries</i>	5	1	..	8	2	928	450	..	900	187
TOTAL FOREIGN COUNTRIES	20,764	10,314	7,720	4,923	9,610	34,06,433	17,49,472	11,27,924	7,97,206	12,02,513
<i>Share of Bengal</i>	6,276	2,433	3,546	2,866	1,637	13,15,965	6,02,544	8,23,149	7,71,301	4,73,823
<i>„ Bombay</i>	3,843	1,995	1,388	2,091	1,014	10,70,332	2,72,634	2,63,614	2,52,492	1,73,384
<i>„ Sind</i>	780	575	719	150	41	93,028	71,033	50,354	58,029	10,203
<i>„ Madras</i>	11,361	5,988	2,364	2,166	3,686	22,33,250	11,06,626	4,44,930	5,01,760	6,27,350
<i>„ Burma</i>	8,657	6,431	6,023	4,241	6,762	18,05,499	10,58,514	8,81,203	6,90,479	7,55,526
<i>Protected*</i>	—	—	4,456	4,076	8,235	—	—	5,42,832	5,14,445	8,02,139
<i>Not protected</i>	—	—	9,457	7,437	4,905	—	—	19,35,923	16,59,616	12,43,156
TOTAL	35,917	17,112	13,943	11,513	13,140	62,24,194	31,12,351	24,78,155	21,74,061	20,45,285
Steel—										
<i>Angle and tee (III. K)—</i>	Tons	Tons	Tons	Tons	Tons					
United Kingdom	8,787	8,277	7,925	10,439	9,020	15,41,632	12,51,024	12,18,140	13,23,392	10,55,934
Straits Settlements (including Labuan)	6	7	..	4	..	1,153	998	..	1,121
Other British Possessions	10	5	859	302
TOTAL BRITISH EMPIRE	8,787	8,293	7,937	10,439	9,024	15,41,632	12,53,036	12,19,440	13,23,392	10,57,055
Germany	1,360	2,022	2,033	2,253	5,570	2,96,932	2,90,062	2,41,174	2,37,132	5,16,642
Netherlands	165	122	18	92	338	24,070	19,382	1,926	6,300	29,974
Belgium	9,842	14,705	23,509	20,361	24,192	15,48,076	20,84,607	23,85,595	21,27,898	24,08,003
Luxemburg	299	734	2,061	1,696	1,861	44,122	1,06,214	2,55,863	1,58,119	1,61,221
France	619	369	1,919	7,561	5,631	87,516	51,877	2,46,908	6,92,882	5,05,723
Czechoslovakia	109	68	14,349	9,779
United States of America—										
<i>W/ Atlantic Coast</i>	134	12	28,060	3,300	..	10	102
<i>Other Foreign Countries</i>	2	1	..	231	21	116	274
TOTAL FOREIGN COUNTRIES	13,019	18,034	29,540	31,963	37,613	20,43,125	25,65,402	36,32,477	32,24,457	36,19,938

* Classified from July, 1924.

No. 13—continued

ARTICLES, AND COUNTRIES OF CONSIGNMENT: ALSO SHARE OF EACH PROVINCE	QUANTITY					VALUE				
	1922-23	1923-24	1924-25	1925-26	1926-27	1922-23	1923-24	1924-25	1925-26	1926-27
Metals and Ores—continued										
<i>Steel—continued</i>										
Angle and tee (III. K)— continued	Tons	Tons	Tons	Tons	Tons	R	R	R	R	R
Share of Bengal	10,133	11,653	19,144	20,626	29,096	17,36,648	16,75,170	24,37,901	30,40,873	45,37,023
" Bombay	5,915	8,390	8,589	10,517	12,833	3,33,978	11,19,078	10,32,301	10,57,616	12,21,343
" Sind	3,030	3,232	5,462	5,619	6,740	5,32,870	5,00,700	8,02,464	7,74,379	8,34,338
" Madras	1,695	1,869	3,306	3,181	3,835	2,62,653	2,49,337	2,84,861	3,40,171	3,69,741
" Burma	1,133	1,183	2,105	2,307	3,143	2,33,764	2,34,193	3,05,490	3,39,318	4,14,161
Protected*	—	—	29,177	42,316	43,836	—	—	35,21,005	45,36,649	44,18,249
Not protected	—	—	9,300	86	2,811	—	—	12,30,822	16,280	2,58,744
TOTAL	21,806	26,327	37,477	42,402	46,637	35,84,307	38,10,038	48,51,917	45,52,849	46,76,903
Spring (III. K)—	Tons	Tons	Tons	Tons	Tons					
United Kingdom	4,068	3,407	2,931	3,655	2,231	9,15,747	7,07,822	6,15,067	6,33,977	3,77,903
Straits Settlements (including Labuan)	66	6,970
Other British Possessions	2	..	3	297	..	464	..
TOTAL BRITISH EMPIRE	4,068	3,409	2,931	3,658	2,297	9,15,747	7,08,119	6,15,067	6,39,441	3,80,932
Sweden	1	..	3	4	..	391	..	1,350	623
Germany	70	633	95	566	178	11,718	97,896	25,347	93,029
Netherlands	1	..	14	170	..	2,444
Belgium	184	31	497	908	1,688	36,986	5,985	74,786	1,40,780	2,47,522
France	2	26	101	405	989	384	4,310	17,408	59,989	1,30,977
Austria	174	7	52,987	1,556
United States of America— Via Atlantic Coast	2	422	323	..	95	3,082
Other Foreign Countries	1	..	5	..	336	534	..	406
TOTAL FOREIGN COUNTRIES	186	128	1,233	1,583	3,376	37,970	29,016	1,90,893	2,74,557	4,80,328
<i>Share of Bengal</i>	<i>554</i>	<i>826</i>	<i>1,105</i>	<i>1,135</i>	<i>1,453</i>	<i>1,40,848</i>	<i>2,03,093</i>	<i>2,60,838</i>	<i>2,25,948</i>	<i>2,58,396</i>
" Bombay	1,779	977	1,369	2,084	964	4,13,234	2,01,375	3,53,408	3,30,826	1,62,679
" Sind	716	589	416	743	434	1,39,632	1,00,333	70,974	99,102	59,814
" Madras	605	637	559	533	766	1,39,772	1,35,346	1,00,615	98,172	1,14,522
" Burma	600	458	715	641	2,025	1,21,221	99,566	1,20,127	1,00,651	2,71,126
TOTAL	4,254	3,537	4,164	5,241	5,672	9,58,717	7,31,135	8,05,960	9,13,999	8,67,260
Bars (other than cast steel) (III. K)—	Tons	Tons	Tons	Tons	Tons					
United Kingdom	19,215	15,425	14,582	14,213	8,187	34,20,314	26,57,273	23,94,623	21,26,097	13,22,402
Mesopotamia	214	1	22,878	90
Ceylon	12	1	4	2	30	2,891	266	658	342	3,069
Straits Settlements (including Labuan)	7	3	5	1,193	131	44	233	467
Canada— Via Pacific Coast	19	1,610
Other British Possessions	1	10	480	1,117	..
TOTAL BRITISH EMPIRE	19,234	15,640	14,589	14,223	8,241	34,30,898	26,80,542	23,95,850	21,27,784	13,27,548
Sweden	538	596	602	334	521	2,55,504	2,18,071	2,17,814	1,14,289	1,70,068
Denmark	102	25	..	15,990	2,352	..
Germany	33,370	27,348	23,904	14,475	27,393	58,40,329	37,73,885	29,44,446	13,96,929	25,66,009
Netherlands	853	3,472	525	456	433	1,51,533	4,65,454	68,941	46,936	43,695
Belgium	112,863	110,090	127,533	76,921	38,790	1,66,94,297	1,54,94,501	1,55,60,661	78,23,005	83,96,410
Luxemburg	6,051	6,252	11,940	8,213	16,394	8,31,279	8,76,541	14,59,249	7,88,346	15,08,656
France	2,568	2,478	4,247	10,338	9,188	6,00,068	3,55,232	5,51,741	9,93,992	8,31,952
Italy	144	..	51	21,271	..	6,313	6
Austria	231	33	644	65	..	32,849	12,404	70,594	7,237
Czechoslovakia	1,320	155	45	1,84,040	22,766	5,535
United States of America— Via Atlantic Coast	5,090	..	4	22	12	7,40,006	..	1,469	3,938	1,351
Other Foreign countries	5	..	1	2	4	1,023	21	211	120	712
TOTAL FOREIGN COUNTRIES	168,770	150,764	163,979	111,538	142,855	2,53,14,081	2,12,63,187	2,08,22,471	1,12,56,429	1,36,26,096

*Classified from July, 1924.

GENERAL IMPORTS

(314)

No. 13—continued

ARTICLES, AND COUNTRIES OF CONSIGNMENT; ALSO SHARE OF EACH PROVINCE	QUANTITY					VALUE				
	1922-23	1923-24	1924-25	1925-26	1926-27	1922-23	1923-24	1924-25	1925-26	1926-27
Metals and Ores—continued										
<i>Steel—continued</i>										
<i>Bars (III. K)—continued</i>										
Share of Bengal	Tons	Tons	Tons	Tons	Tons	₹	₹	₹	₹	₹
Bombay	60,638	49,646	55,307	37,022	40,702	81,66,640	76,23,232	70,93,945	37,61,307	38,26,642
Sind	79,806	70,097	75,747	49,766	53,665	1,11,19,299	92,81,259	87,92,763	43,60,136	50,18,651
Madras	26,932	15,490	15,398	18,470	18,134	41,75,324	22,58,949	26,19,651	23,62,598	20,51,739
Burma	25,531	25,258	36,427	20,933	29,438	45,29,397	39,65,501	32,89,397	21,44,133	23,87,611
	4,557	4,903	3,588	6,373	9,157	7,62,219	8,14,744	14,22,565	7,59,894	10,04,981
Protected	—	—	116,690	114,797	123,942	—	—	1,38,29,502	1,17,20,116	1,16,07,164
Not protected	—	—	66,777	10,067	27,154	—	—	93,88,769	16,58,097	32,46,846
TOTAL	188,004	166,404	183,437	125,764	151,096	2,87,44,479	2,39,43,785	2,32,18,321	1,82,78,213	1,48,53,644
Channels (III. K)†—										
United Kingdom	Tons	Tons								
Straits Settlements (including Labuan)	3,715	3,390	—	—	—	6,70,835	5,98,598	—	—	—
	—	2	—	—	—	—	342	—	—	—
TOTAL BRITISH EMPIRE	3,715	3,392	—	—	—	6,70,835	5,98,940	—	—	—
Germany	34	7	—	—	—	7,155	1,038	—	—	—
Netherlands	6	—	—	—	—	1,065	—	—	—	—
Belgium	248	514	—	—	—	46,356	87,499	—	—	—
Luxemburg	12	12	—	—	—	2,398	2,043	—	—	—
France	22	—	—	—	—	3,658	—	—	—	—
United States of America— Via Atlantic Coast	5	8	—	—	—	2,429	1,800	—	—	—
TOTAL FOREIGN COUNTRIES	327	541	—	—	—	63,061	92,375	—	—	—
Share of Bengal	2,423	1,759	—	—	—	4,36,974	3,04,327	—	—	—
Bombay	1,011	1,206	—	—	—	1,78,784	2,10,442	—	—	—
Sind	97	131	—	—	—	17,366	26,392	—	—	—
Madras	46	37	—	—	—	8,593	6,314	—	—	—
Burma	465	809	—	—	—	91,579	1,43,840	—	—	—
TOTAL	4,042	3,933	—	—	—	7,33,898	6,91,315	—	—	—
Cast-iron										
<i>Tool steel—</i>										
<i>High speed (III. K)—</i>										
United Kingdom	Tons	Tons	Tons	Tons	Tons					
New South Wales	549	415	296	495	447	5,78,335	4,45,343	3,64,726	4,10,025	5,28,541
Australian Commonwealth (Total)	—	3	2	—	—	—	8,930	1,957	—	—
Other British Possessions	—	—	—	—	—	—	—	168	80	—
TOTAL BRITISH EMPIRE	549	418	298	495	447	5,78,335	4,54,273	3,66,651	4,10,105	5,28,541
Sweden	26	14	23	13	4	14,945	7,552	11,505	5,443	2,115
Norway	—	—	—	—	—	—	—	—	58	—
Germany	23	5	20	30	6	43,597	21,051	17,338	29,043	30,053
Netherlands	4	—	3	—	—	26,248	—	1,279	—	—
Belgium	20	50	18	6	72	1,41,951	27,758	25,617	28,966	76,201
France	4	3	35	16	57	3,330	16,291	31,767	11,195	25,081
Italy	2	—	1	—	—	7,234	—	1,237	—	—
Austria	—	—	8	1	—	—	340	2,120	1,250	—
Czechoslovakia	64	8	1	—	—	30,420	8,171	3,279	—	—
United States of America— Via Atlantic Coast	4	2	17	14	—	5,173	1,416	7,765	6,145	159
TOTAL FOREIGN COUNTRIES	126	82	119	80	139	2,72,998	82,509	1,01,902	82,000	1,33,609

* Classified from July, 1924.
† Included in "Iron or steel"—"Beam, channels, pillars, girders, and bridge work" from 1924-25.

No. 13—continued

ARTICLES, AND COUNTRIES OF CONSIGNMENT; ALSO SHARE OF EACH PROVINCE	QUANTITY					VALUE				
	1922-23	1923-24	1924-25	1925-26	1926-27	1922-23	1923-24	1924-25	1925-26	1926-27
Metals and Ores—continued						R	R	R	R	R
Steel—continued										
Cast—continued										
Tool steel—continued.										
High speed (III. K)— continued	Tons	Tons	Tons	Tons	Tons					
Share of Bengal	259	164	118	153	166	3,29,515	2,65,993	2,26,634	1,81,448	3,04,595
.. Bombay	249	98	76	79	68	3,21,765	1,91,120	1,35,360	1,49,153	2,26,647
.. Sind	6	6	2	7	3	35,194	6,644	4,071	31,249	21,473
.. Madras	68	105	16	49	94	55,668	82,492	32,942	43,663	61,372
.. Burma	99	127	205	387	256	43,791	47,623	67,756	81,598	57,560
TOTAL	675	500	417	575	586	8,51,233	5,36,872	4,68,758	4,02,108	6,02,160
Carbon (III. K)—	Tons	Tons	Tons	Tons	Tons					
United Kingdom	770	794	750	682	861	3,50,252	3,18,465	2,82,061	2,48,502	3,71,301
Ceylon	..	1	20	402
Natal	20	12,771
TOTAL BRITISH EMPIRE	790	795	750	682	861	3,63,043	3,18,867	2,82,061	2,48,502	3,71,301
Sweden	108	121	164	375	365	58,295	63,592	88,865	1,55,271	1,45,208
Norway	..	5	10	17	2	..	2,562	5,140	7,004	1,165
Germany	14	3	14	85	74	56,074	4,167	8,210	41,864	47,975
Netherlands	6	1,788	..
Belgium	13	74	..	8	107	64,627	33,302	..	10,257	24,650
Luxemburg	4	1,548
France	1	1	6	1,836	1,034	1,861	5,905	14,733
Switzerland	6	3,001
Italy	15	7	..	160	..	5,412	2,710	395
Austria	40	24	25,361	8,200
Czechoslovakia	..	4	2	1,024	2,756
China (exclusive of Hong- kong and Macao)	90	..
United States of America— Via Atlantic Coast	2	1,741	377	826	..
TOTAL FOREIGN COUNTRIES	135	207	206	541	588	1,90,982	1,00,222	1,07,121	2,60,541	2,46,925
Share of Bengal	616	463	514	622	706	3,28,763	2,35,756	2,21,666	2,21,209	3,25,002
.. Bombay	79	430	301	224	430	74,684	1,58,917	1,02,368	1,13,276	1,81,303
.. Sind	19	2	2	22	26	22,321	906	2,474	10,360	3,440
.. Madras	199	75	136	279	287	1,02,183	18,327	40,285	24,368	28,642
.. Burma	21	32	3	6,076	14,274	2,203
TOTAL	925	1,002	955	1,223	1,440	5,44,025	4,28,179	3,59,132	5,00,108	6,18,206
Cast steel bars (III. K)—	Tons	Tons	Tons	Tons	Tons					
United Kingdom	440	1,077	655	573	123	1,72,660	2,42,657	1,83,803	1,30,202	30,496
Other British Possessions	..	4	1	592	300	628	121
TOTAL BRITISH POSSESSIONS	440	1,081	656	573	123	1,72,660	2,44,229	1,84,103	1,30,830	30,616
Sweden	70	..	5	142	..	31,040	87	1,660	46,642	..
Germany	15	1	3	30	46	36,005	8,569	1,064	16,619	24,319
Belgium	43	..	63	90	154	1,68,585	..	10,792	12,250	27,452
France	6	742
Italy	3	1,818
Austria	2	1,897	..
United States of America— Via Atlantic Coast	2	1,663
TOTAL FOREIGN COUNTRIES	130	1	74	264	206	1,72,293	8,656	14,824	77,899	52,514

GENERAL IMPORTS

No. 13—continued

ARTICLES, AND COUNTRIES OF CONSIGNMENT; ALSO SHARE OF EACH PROVINCE	QUANTITY					VALUE				
	1922-23	1923-24	1924-25	1925-26	1926-27	1922-23	1923-24	1924-25	1925-26	1926-27
	Tons	Tons	Tons	Tons	Tons	Rs	Rs	Rs	Rs	Rs
Metals and Ores—continued										
<i>Steel—continued</i>										
<i>Cast—continued</i>										
Cast steel bars (III. K)— <i>continued</i>										
Share of Bengal	36	20	95	35	13	40,419	16,211	53,060	11,221	27,737
“ Bombay	389	961	593	614	69	2,22,543	2,01,911	1,23,206	1,40,156	21,729
“ Sind	4	41	29	5	5	1,714	14,534	7,765	3,144	1,441
“ Madras	118	3	9	193	16	58,357	3,073	3,478	53,708	4,999
“ Burma	32	57	4	—	227	15,920	17,957	1,428	..	27,124
TOTAL	570	1,082	730	857	329	3,44,953	2,52,885	1,93,937	2,08,230	83,130
Other cast steel (III. K)—										
United Kingdom	328	57	275	82	73	1,45,660	18,438	1,02,664	21,395	11,647
Other British Possessions	9	..	2	..
TOTAL BRITISH EMPIRE	328	57	275	82	73	1,45,660	18,447	1,02,664	21,397	11,647
Sweden	10	45	36	..	3	5,150	23,158	17,155	..	1,270
Denmark	1	7,395
Germany	90	239	94	164	94	59,532	99,077	31,007	42,932	25,707
Belgium	11	15	25	10	1	82,021	6,000	7,582	2,545	11,795
TOTAL FOREIGN COUNTRIES	112	299	155	174	98	1,55,046	1,23,235	55,744	45,477	38,772
Share of Bengal	61	149	24	3	22	27,463	59,020	7,866	1,901
“ Bombay	364	353	181	200	145	2,68,934	1,06,364	60,300	50,620	31,351
“ Sind	32	26	52	22	10	14,646	7,544	13,064	4,737	7,039
“ Madras	11	9	34	3	3	5,368	2,967	20,359	1,679	1,123
“ Burma	35	2	14	7	10	11,733	2,344	5,665	1,972	3,955
TOTAL	440	350	430	256	171	3,00,708	1,46,682	1,58,408	66,274	50,419
Ingot, blooms, billets, and slabs (III. K)—										
United Kingdom	509	127	540	434	182	1,05,141	26,270	1,09,828	66,212	30,394
Germany	56	1	128	9,610	165	10,678
Belgium	21	4	23	33	102	3,192	619	3,618	3,456	10,288
Luxemburg	10	12	1	1,240	1,354	112
Other Foreign Countries	2	1	2	298	193	603
TOTAL FOREIGN COUNTRIES	31	4	86	47	223	4,432	619	13,526	5,168	21,681
Share of Bengal	118	16	32	127	247	14,150	2,661	4,996	18,716	29,407
“ Bombay	131	39	523	257	144	29,846	6,678	1,05,795	32,006	19,822
“ Sind	16	14	2	16	..	2,865	2,372	420	1,595	..
“ Madras	20	6	7	3	12	4,868	980	1,335	522	1,576
“ Burma	265	63	62	78	7	57,844	15,298	10,808	12,540	1,130
TOTAL	540	131	626	481	410	1,09,573	26,889	1,23,854	71,380	52,075
Total Steel—	Tons	Tons	Tons	Tons	Tons					
United Kingdom	33,381	32,969	27,954	30,573	21,124	79,06,626	62,67,470	52,70,917	49,69,352	37,23,736
Mesopotamia	230	1	24,532	90
Ceylon	12	2	5	2	30	2,911	811	983	344	3,049
Straits Settlements (including Labuan)	7	3	7	3	75	1,193	1,626	1,642	318	10,679
Natal	20	12,771
Canada—										
Pac. Coast	19	1,610
Victoria	151	..
New South Wales	3	3	3	8,930	2,337	1,102	..
Australian Commonwealth (Total)	3	3	3	8,930	2,337	1,253	..
Other British Possessions	5	10	445	966	..
TOTAL BRITISH EMPIRE	33,420	33,212	27,975	30,591	21,248	79,23,501	63,03,419	52,75,364	49,75,733	37,44,094

No. 13—continued

ARTICLES, AND COUNTRIES OF CONSIGNMENT; ALSO SHARE OF EACH PROVINCE	QUANTITY					VALUE				
	1922-23	1923-24	1924-25	1925-26	1926-27	1922-23	1923-24	1924-25	1925-26	1926-27
Metals and Ores—continued										
<i>Steel—continued</i>										
<i>Total steel—continued</i>	Tons	Tons	Tons	Tons	Tons					
Sweden	752	777	880	807	807	3,04,934	3,13,457	3,32,030	3,23,068	3,19,347
Norway	5	5	11	17	5	986	2,583	5,351	8,118	1,798
Denmark	103	25	..	23,385	2,352	..
Germany	40,405	29,695	26,757	17,138	33,972	63,39,862	42,09,562	32,50,740	17,91,441	32,14,412
Netherlands	1,033	3,594	535	554	840	2,02,916	4,84,736	72,325	56,710	76,113
Belgium	123,250	125,483	151,078	98,335	115,106	1,87,21,991	1,77,42,225	1,85,63,641	1,01,60,057	1,13,00,322
Luxemburg	6,372	6,998	14,001	9,926	18,235	8,70,039	9,84,708	17,16,112	9,47,519	16,72,033
France	4,215	2,874	6,305	18,373	15,878	6,96,792	4,30,644	8,40,573	17,53,063	15,09,311
Switzerland	6	2,001
Italy	2	144	19	58	..	7,384	21,271	7,967	6,028	401
Austria	231	86	861	96	..	33,209	14,524	1,52,079	17,092
Czechoslovakia	1,464	235	40	2,23,809	42,966	12,104
United States of America—										
Via Atlantic Coast	5,235	22	21	38	15	7,77,755	8,579	9,611	11,117	8,793
Other Foreign Countries	2	..	2	2	37	281	..	172	255
TOTAL FOREIGN COUNTRIES	182,836	170,080	200,292	146,188	185,102	2,32,42,390	2,42,73,311	2,49,39,968	1,52,20,023	1,81,19,873
<i>Share of Bengal</i>	64,777	64,008	74,464	69,346	63,385	1,11,84,373	1,02,99,958	1,03,64,950	66,32,685	66,31,766
" Bombay	89,705	82,449	87,370	66,311	63,293	1,35,13,667	1,14,75,144	1,06,06,895	69,89,787	63,31,635
" Sind	30,342	19,531	24,343	24,915	25,402	49,42,332	29,18,435	25,30,333	22,87,058	29,81,420
" Madras	29,237	29,059	29,394	25,224	34,440	51,72,259	45,05,336	37,32,973	27,81,461	33,24,647
" Burma	6,695	7,625	12,899	9,933	14,325	13,49,261	13,30,369	19,39,138	12,96,770	17,69,609
TOTAL	221,256	203,272	223,287	176,779	205,380	3,61,67,391	3,05,76,730	3,02,14,832	2,01,92,761	2,18,03,907
Iron or Steel—										
<i>Anchors and cables (III. K.)—</i>	Tons	Tons	Tons	Tons	Tons					
United Kingdom	458	474	536	919	1,342	3,25,978	2,55,268	2,96,960	5,06,920	6,37,462
Mesopotamia	2	..	2	17	15	1,125	..	1,904	3,419
Bahr in Islands	1	750
Ceylon	1	..	16	3	1	200	5	8,332	140	195
Straits Settlements (including Labuan)	7	2	5	14	..	3,105	370	1,730	6,351
TOTAL BRITISH EMPIRE	459	483	554	929	1,375	3,26,193	2,60,503	3,06,332	5,10,554	6,98,177
Germany	21	1	..	7,809	117	..	265
Japan	15	2	8,920	200
Other Foreign Countries	1	2	..	4	411	400	778	45	1,120
TOTAL FOREIGN COUNTRIES	..	22	2	15	6	411	8,009	895	8,965	1,686
<i>Share of Bengal</i>	267	207	298	263	393	1,71,599	1,00,354	1,62,785	1,76,956	1,75,117
" Bombay	110	68	66	35	25	90,202	25,348	26,584	13,931	11,018
" Sind	3	25	10	49	25	1,601	18,973	6,132	27,325	5,473
" Madras	1	7	..	215	30	200	2,370	49	1,03,304	77,220
" Burma	78	198	182	292	348	63,002	1,20,469	1,10,277	1,94,853	6,30,030
TOTAL	459	505	556	944	1,381	3,26,604	2,68,512	3,06,277	5,19,519	6,99,962

ARTICLES, AND COUNTRIES OF CONSIGNMENT: ALSO SHARE OF EACH PROVINCE	QUANTITY					VALUE				
	1922-23	1923-24	1924-25	1925-26	1926-27	1922-23	1923-24	1924-25	1925-26	1926-27
						R	R	R	R	R
Metals and Ores—continued										
<i>Iron or Steel—continued</i>										
Beams, channels, pillars, girders and bridge-work (III. K) (a)—	Tons	Tons	Tons	Tons	Tons					
United Kingdom	30,686	25,374	32,591	33,913	23,952	74,90,049	74,22,629	68,10,662	54,67,558	40,40,612
Ceylon	14	8	12	19	16	3,681	2,734	5,818	6,110	5,442
Other British Possessions	12	5	3	1	..	1,628	438	530	187	50
TOTAL BRITISH EMPIRE	30,712	35,387	32,606	33,933	23,968	74,95,358	74,25,801	68,16,510	54,73,855	40,46,104
Sweden	1	1,285	..
Germany	3,237	1,520	1,586	5,072	2,748	5,18,296	2,00,647	2,14,383	5,09,514	2,66,406
Netherlands	42	..	61	466	1,297	5,605	70	7,662	76,171	2,40,741
Belgium	30,488	38,386	33,543	41,617	31,586	42,60,630	49,44,446	43,77,848	44,98,414	32,48,191
Luxemburg	466	663	1,097	424	695	70,992	85,170	1,83,200	39,326	55,407
France	932	1,209	6,185	16,132	10,726	1,35,050	1,60,381	6,75,120	15,18,860	9,45,672
Switzerland	1	2,022
Hungary	147	8	28,181	..
United States of America—										
<i>Via Atlantic Coast</i>	306	431	199	288	631	1,11,905	1,84,236	71,172	80,392	1,57,357
<i>Pacific</i>	2	2,486
Other Foreign Countries	1	..	1	150	..	97
TOTAL FOREIGN COUNTRIES	35,621	42,161	43,273	64,147	47,684	50,97,367	55,77,436	55,36,545	67,47,143	48,93,871
<i>Share of Bengal</i>	<i>20,764</i>	<i>23,611</i>	<i>30,034</i>	<i>39,682</i>	<i>19,246</i>	<i>30,68,670</i>	<i>40,36,831</i>	<i>39,39,626</i>	<i>39,69,609</i>	<i>19,04,240</i>
<i>Bombay</i>	<i>26,787</i>	<i>27,249</i>	<i>18,171</i>	<i>19,764</i>	<i>17,618</i>	<i>66,80,628</i>	<i>83,72,238</i>	<i>25,47,721</i>	<i>23,93,793</i>	<i>19,33,791</i>
<i>Sind</i>	<i>12,261</i>	<i>13,410</i>	<i>15,006</i>	<i>22,767</i>	<i>17,377</i>	<i>17,13,300</i>	<i>18,07,700</i>	<i>19,19,997</i>	<i>29,00,262</i>	<i>21,06,737</i>
<i>Madras</i>	<i>3,131</i>	<i>5,913</i>	<i>9,912</i>	<i>9,921</i>	<i>11,062</i>	<i>6,57,766</i>	<i>12,29,772</i>	<i>26,33,065</i>	<i>17,31,517</i>	<i>18,73,298</i>
<i>Burma</i>	<i>3,300</i>	<i>3,265</i>	<i>7,706</i>	<i>6,346</i>	<i>6,349</i>	<i>5,32,331</i>	<i>5,06,596</i>	<i>13,62,868</i>	<i>12,95,817</i>	<i>11,21,909</i>
Protected, fabricated*	12,218	13,108	26,51,116	27,82,758
Protected, others†	35,862	58,544	95,69,882	61,57,217
TOTAL	66,293	77,548	80,879	98,080	71,652	1,25,92,745	1,30,03,237	1,23,53,075	1,22,20,993	89,39,975
Bolts and nuts (III. K)—	Tons	Tons	Tons	Tons	Tons					
United Kingdom	3,209	3,087	2,421	2,775	2,478	17,51,401	15,00,265	11,23,079	11,77,803	9,96,879
Mesopotamia	109	9,666
Ceylon	3	1	1	756	141	3,188	459	878
Straits Settlements (including Labuan)	2	15	69	378	63	1,010
Canada—										
<i>Via Atlantic Coast</i>	..	7	1	..	5,302	713
<i>Pacific</i>	6	5,288
Other British Possessions	1	4	123	247	800	..
TOTAL BRITISH EMPIRE	3,215	3,203	2,425	2,780	2,482	17,57,460	15,15,566	11,26,892	11,79,125	9,99,486
Sweden	12	4	3	7	7	5,632	1,008	1,637	1,912	1,632
Norway	2	35	1,208	38
Denmark	3	3	143	1,985	963	28,437
Germany	594	356	2,385	2,374	2,766	2,98,538	1,64,393	7,93,498	8,29,631	6,48,229
Netherlands	264	266	590	528	619	1,31,001	80,829	1,67,385	1,15,220	1,31,341
Belgium	1,645	2,106	1,841	1,967	4,621	6,49,744	6,82,814	4,57,486	4,44,336	9,31,596
France	18	2	8	9	132	5,919	723	3,178	3,013	29,425
Italy	3	4	15	1,950	1,685	6,701
Austria	169	78	216	47,656	34,523	94,262
Japan	3	1	1	6	1	2,541	929	1,002	1,549	725
United States of America—										
<i>Via Atlantic Coast</i>	731	328	601	349	329	5,27,183	2,58,090	3,05,246	1,56,174	1,68,343
<i>Pacific</i>	..	14	6,820
Other Foreign Countries	2	530	20	1,195	144	..
TOTAL FOREIGN COUNTRIES	3,265	3,089	5,608	5,324	3,848	16,13,103	11,96,594	17,79,968	15,89,405	22,40,729

(a) Include "Channels" from 1924-25. "Channels" shown separately under "Steel" prior to 1924-25.
 † Include 55,810 tons valued at Rs. 80,92,042 of protected items imported in the nine months, July, 1924 to March, 1925.
 ‡ Classified from July, 1924.

No. 13—continued

ARTICLES, AND COUNTRIES OF CONSIGNMENT; ALSO TABLE OF EACH PROVINCE	QUANTITY					VALUE				
	1922-23	1923-24	1924-25	1925-26	1926-27	1922-23	1923-24	1924-25	1925-26	1926-27
Metals and Ores—continued										
Iron or Steel—continued						R	R	R	R	R
Bolts and nuts (III. K)— continued	Tons	Tons	Tons	Tons	Tons					
Share of Bengal	2,435	2,771	3,102	4,024	4,631	12,43,845	11,99,796	11,34,376	13,39,098	13,76,460
" Bombay	2,565	3,120	3,399	2,478	4,118	13,54,086	9,36,397	6,98,321	7,94,079	10,68,113
" Sind	227	246	573	262	592	1,33,431	1,07,710	2,02,102	35,493	1,68,224
" Madras	597	417	566	325	1,012	2,95,063	1,33,596	3,32,295	2,33,165	3,30,732
" Burma	741	729	893	1,005	1,047	3,34,133	2,39,363	2,92,266	2,76,630	2,89,016
TOTAL	6,490	6,283	6,033	6,004	11,390	33,70,563	27,12,160	29,06,860	27,06,530	32,40,314
Fencing materials (including fencing wire) (III. K)—	Tons	Tons	Tons	Tons	Tons					
United Kingdom	591	896	2,188	1,725	1,291	2,42,709	3,79,489	10,20,975	7,07,079	4,06,091
Ceylon	3	7	4	7	10	2,399	3,081	1,906	3,035	2,039
Straits Settlements (including Labuan)	1	15	571	41	429	354	4,343
Canada
Via Atlantic Coast	..	30	140	112	48	..	41,027	77,036	51,231	22,545
Other British Possessions	234	..
TOTAL BRITISH EMPIRE	565	933	2,332	1,844	1,364	2,45,679	4,23,668	11,01,240	8,32,008	6,16,618
Sweden	26	6,935
Germany	622	495	2,176	3,439	2,163	1,69,460	1,42,536	7,10,236	9,42,761	6,00,057
Netherlands	30	26	169	74	32	7,737	6,789	43,149	10,079	8,220
Belgium	338	351	1,068	2,412	2,539	1,02,839	1,05,187	2,70,967	5,13,922	5,19,122
Luxemburg	25	4,155
France	5	79	177	1,345	14,461	30,636
Italy	11	4	48	4,296	2,341	10,421
Austria	..	10	..	36	351	..	2,720	..	13,989	94,144
Hungary	7	1,332
Czechoslovakia	..	7	29	..	66	..	2,021	9,555	..	12,436
Japan	4	..	18	1,559	75	2,563
United States of America—										
Via Atlantic Coast	340	103	197	330	277	97,622	55,912	98,160	1,25,755	1,00,934
Other Foreign Countries	5	32	908	..
TOTAL FOREIGN COUNTRIES	1,390	992	3,691	6,379	5,687	3,77,708	3,15,065	11,45,386	16,32,291	14,46,518
Share of Bengal	668	1,019	3,910	3,396	2,377	3,06,080	4,40,523	12,23,520	11,73,155	7,13,132
" Bombay	725	512	1,345	2,616	2,099	2,10,507	1,54,870	5,92,819	7,49,263	6,67,317
" Sind	40	76	335	469	231	12,780	22,242	1,51,940	1,30,624	1,24,583
" Madras	157	133	467	457	603	53,324	40,466	1,76,038	1,44,363	1,83,024
" Burma	304	235	376	736	1,241	41,333	30,372	1,03,276	2,02,793	2,72,975
TOTAL	1,895	1,975	6,023	6,223	7,051	6,23,387	7,38,073	22,46,582	24,55,294	19,31,036

GENERAL IMPORTS

No. 13—continued

ARTICLES, AND COUNTRIES OF CONSIGNMENT; ALSO SHARE OF EACH PROVINCE	QUANTITY					VALUE				
	1922-23	1923-24	1924-25	1925-26	1926-27	1922-23	1923-24	1924-25	1925-26	1926-27
	Tons	Tons	Tons	Tons	Tons	₹	₹	₹	₹	₹
Metals and Ores—continued										
Iron or Steel—continued										
Hoops and strips (III. K)—										
United Kingdom	17,181	24,022	21,420	22,144	13,684	41,81,683	55,99,082	44,61,199	42,46,535	24,15,701
Ceylon	1	87	16	10	348	509	7,630	2,926	2,486
Other British Possessions	2	10	82	143	107	646	1,234
TOTAL BRITISH EMPIRE	17,181	24,023	21,467	22,162	13,713	41,82,063	55,99,734	44,68,936	42,50,107	24,19,431
Germany	1,406	384	2,879	5,813	4,658	3,14,290	76,307	4,65,613	9,03,802	7,02,924
Netherlands	50	202	147	298	164	11,975	41,963	33,535	54,039	32,947
Belgium	4,504	3,906	3,836	7,379	12,824	9,07,884	7,42,298	13,82,402	10,29,511	16,29,379
Luxemburg	116	121	357	157	594	23,174	21,835	62,271	21,192	67,659
France	141	4	203	1,023	633	32,411	969	23,041	1,34,360	76,037
Italy	350	276	59,025	44,432
Austria	1,367	2,227	1,06,395	3,16,832
Japan	6	1,360	3	..
United States of America—										
Via Atlantic Coast	1,724	2,224	1,566	333	255	5,08,433	5,32,423	3,56,980	66,858	46,871
" Pacific "	33
Other Foreign Countries	7	100	..	116	155	951
TOTAL FOREIGN COUNTRIES	7,941	6,841	13,994	16,725	21,638	17,93,267	14,15,833	23,30,318	24,66,860	29,19,956
Share of Bengal	5,180	8,328	10,797	11,189	11,662	12,02,324	19,08,743	21,54,788	19,61,161	23,88,54
" Bombay	13,749	16,855	17,248	19,763	15,390	32,33,602	38,17,921	30,81,497	31,68,995	21,26,72
" Sind	3,254	3,227	3,338	5,003	4,480	7,36,413	7,03,424	3,24,662	10,02,785	7,43,94
" Madras	2,034	1,830	2,310	2,292	2,414	5,31,390	4,31,905	5,76,910	4,51,624	4,33,74
" Burma	855	664	753	640	915	2,21,536	1,63,574	1,61,997	1,34,412	1,77,31
TOTAL	25,122	30,864	35,451	38,887	35,351	59,25,330	70,15,567	67,99,254	67,15,967	63,89,37
Nails, rivets and washers (excluding wire nails) (III. K)—										
United Kingdom	4,484	5,697	6,314	5,234	6,552	21,27,217	21,49,629	20,03,090	16,45,311	19,71,9
Mesopotamia	2	1	1,000	728
Ceylon	13	..	2	3	1	6,488	596	694	1,517	4
Straits Settlements (including Labuan)	10	1	..	1	..	6,398	751	343	336	2
Hongkong	1	2	437	1,3
Kenya Colony	11	4,360	..	123
Somaliland Protectorate	2	1,340
Other British Possessions	2	1	1	1,480	243	340	..
TOTAL BRITISH EMPIRE	4,519	5,702	6,320	5,239	6,555	21,45,400	21,53,456	20,06,559	16,47,504	19,74,1

No. 13—continued

ARTICLES, AND COUNTRIES OF CONSIGNMENT; ALSO SHARE OF EACH PROVINCE	QUANTITY					VALUE				
	1922-23	1923-24	1924-25	1925-26	1926-27	1922-23	1923-24	1924-25	1925-26	1926-27
Metals and Ores—continued						R	R	R	R	R
<i>Iron or Steel—continued</i>										
Nails, rivets, and washers (excluding wire nails) (III. K)—continued										
Russia—	Tons	Tons	Tons	Tons	Tons					
Northern Russia	13	16,177
Estonia	11	5	..	17	..	14,703	5,115	..	11,770
Finland	12	72	86	65	..	14,371	47,499	56,265	46,928
Sweden	1,542	1,155	2,252	2,430	1,277	11,08,929	7,54,042	11,62,318	10,68,682	7,61,716
Norway	2,136	2,435	1,695	1,782	2,649	12,52,557	11,40,261	6,54,756	5,77,537	2,94,496
Denmark	6	1	1	..	16	1,667	860	255
Germany	860	812	2,041	2,172	1,912	3,40,482	3,07,619	5,99,889	4,90,278	4,86,312
Netherlands	722	653	901	977	682	2,26,810	1,92,047	2,28,034	1,96,589	1,80,031
Belgium	1,102	1,402	1,945	2,166	4,088	4,74,163	5,58,715	6,78,825	5,46,706	6,19,817
France	2	4	2	74	62	647	1,360	1,032	10,962	10,220
Switzerland	2	3,000
Italy	5	2,100	7
Austria	6	7	5	17	..	1,755	2,398	2,707	4,204
Czechoslovakia	3	1,154
Japan	2	..	12	10	..	1,742	..	3,202	4,200	..
United States of America—										
<i>Via Atlantic Coast</i>	423	31	7	8	11	1,02,460	17,082	6,780	8,487	18,155
" Pacific "	5	2	2	4	3	4,059	1,148	811	1,412	907
Other Foreign Countries	2	3	..	122	..	565	1,480	9
TOTAL FOREIGN COUNTRIES	6,794	6,543	8,949	9,718	10,767	35,00,972	30,24,396	33,92,257	29,66,066	32,21,530
<i>Share of Bengal</i>	3,590	3,296	4,864	5,908	6,024	15,05,735	13,15,302	15,24,120	16,46,016	17,67,410
" Bombay	5,151	5,947	6,936	6,712	6,056	28,06,793	23,09,786	23,76,772	16,00,529	17,04,824
" Sind	619	889	1,096	785	1,210	3,25,280	4,20,690	4,21,721	2,87,930	3,05,456
" Madras	585	617	764	625	922	3,65,907	3,91,421	3,94,527	3,11,064	4,21,052
" Burma	1,368	1,496	1,619	1,927	2,504	7,22,677	7,40,647	6,16,796	6,72,831	2,46,922
TOTAL	11,313	12,245	15,269	14,957	17,322	56,46,372	51,77,852	53,99,916	46,12,570	51,95,665
Old, for re-manufacture (II. F)—	Tons	Tons	Tons	Tons	Tons					
United Kingdom	1,206	4,407	802	925	4,564	60,788	1,82,670	29,699	47,858	1,25,120
Aden and Dependencies	44	3	1,125	157	20
Mesopotamia	254	730	217	92	177	12,569	39,945	10,705	3,979	4,928
Ceylon	416	481	325	217	729	22,982	24,478	24,033	35,870	20,207
Egypt *	2	89
Kanya Colony	122	84	..	51	..	6,945	2,895	..	2,050	..
Tanganyika Territory	76	7,920
Other British Possessions	14	1	..	3	7	1,115	84	78	112	224
TOTAL BRITISH EMPIRE	2,134	5,706	1,944	1,988	5,477	1,12,923	2,51,229	84,725	89,269	2,20,521

* Shown as a Foreign Country from 1923-24.

GENERAL IMPORTS

No. 13—continued

ARTICLES, AND COUNTRIES OF CONSIGNMENT; ALSO SHARE OF EACH PROVINCE	QUANTITY					VALUE				
	1922-23	1923-24	1924-25	1925-26	1926-27	1922-23	1923-24	1924-25	1925-26	1926-27
						R	R	R	R	R
Metals and Ores—continued										
<i>Iron or Steel—continued</i>										
<i>Old, for re-manufacture (II. F)—continued</i>	Tons	Tons	Tons	Tons	Tons					
Netherlands	50	48	2,120	20	..	60
Persia	108	61	37	461	30	8,558	2,645	1,715	9,937
Egypt*	—	41	8	2	..	—	3,268	598	82	30
Other Foreign Countries	25	15	7	11	16	1,728	1,106	843	512	785
TOTAL FOREIGN COUNTRIES	25	214	76	50	477	1,804	15,102	4,101	2,809	10,762
<i>Share of Bengal</i>	48	44	39	10	44	2,735	5,669	3,721	1,063	1,376
“ Bombay	1,074	4,314	303	640	4,394	53,345	1,76,944	23,549	24,031	1,78,153
“ Sind	248	570	330	334	685	12,366	26,466	23,734	24,351	16,352
“ Madras	786	768	665	1,062	831	45,606	38,089	31,511	42,053	34,960
“ Burma	3	229	33	2	..	186	9,163	1,321	30	..
TOTAL	2,159	5,920	1,920	2,038	5,954	1,14,737	2,66,331	88,836	91,578	2,31,351
Pipes and fittings, cast (III. K.)—	Tons	Tons	Tons	Tons	Tons					
United Kingdom	21,165	13,891	9,632	9,564	6,194	51,54,356	30,58,059	25,90,754	23,17,101	16,77,900
Ceylon	1	2	4	5	4	1,192	1,428	2,161	1,837	1,681
Straits Settlements (including Labuan)	52	1	2	..	16	35,892	336	1,166	148	4,195
Canada—										
“ <i>Via Atlantic Coast</i>	28	12,007
Other British Possessions	2	620	147	..
TOTAL BRITISH EMPIRE	21,238	13,894	9,638	9,569	6,214	52,04,066	30,59,423	25,94,081	23,19,213	16,83,776
Denmark	28	23,020
Germany	129	322	948	686	902	71,635	1,03,561	1,71,360	1,49,390	1,77,907
Netherlands	12	19	11	10	51	4,694	7,269	3,575	6,127	17,761
Belgium	2,285	1,099	728	1,511	1,727	3,89,680	1,77,706	1,10,210	1,83,328	3,18,128
Luxemburg	39	6,860
France	504	..	1,176	85	..	81,240	..	1,04,081	11,848	55
United States of America—										
“ <i>Via Atlantic Coast</i>	2,708	84	89	96	183	11,95,011	44,232	88,866	58,525	85,070
“ <i>Pacific</i>	2	1,914	..	975
Other Foreign Countries	1	1	1	9	541	305	783	817	1,030
TOTAL FOREIGN COUNTRIES	5,707	1,525	2,953	2,139	2,866	17,73,995	3,33,073	4,79,850	4,10,535	5,94,949
<i>Share of Bengal</i>	10,349	4,937	1,509	1,099	533	29,90,118	9,36,174	5,07,345	4,20,706	1,94,371
“ Bombay	9,933	5,371	7,464	5,931	4,505	21,56,743	12,92,200	14,41,190	12,76,693	9,66,349
“ Sind	937	1,341	621	327	546	3,21,775	3,02,358	2,15,578	3,43,753	1,84,843
“ Madras	3,851	1,125	1,233	2,142	749	6,90,322	3,49,262	3,49,929	3,74,705	1,68,913
“ Burma	1,375	2,095	1,759	1,118	2,697	5,39,100	5,11,892	5,60,819	3,13,910	7,33,214
TOTAL	26,945	15,419	12,591	11,708	9,020	69,78,061	33,92,806	30,73,981	27,29,768	22,78,725

* Shown as a Foreign Country from 1923-24.

No. 13—continued

ARTICLES, AND COUNTRIES OF CONSIGNMENT; ALSO SHARE OF EACH PROVINCE	QUANTITY					VALUE				
	1922-23	1923-24	1924-25	1925-26	1926-27	1922-23	1923-24	1924-25	1925-26	1926-27
Metals and Ores—continued						R	R	R	R	R
Iron or Steel—continued										
Rails, chains, and fish plates, including those for railways (III. K)—	Tons	Tons	Tons	Tons	Tons					
United Kingdom	3,370	5,000	5,239	21,745	6,008	6,82,076	9,23,821	3,46,430	23,23,307	8,67,700
Aden and Dependencies	—	—	47	—	—	—	—	3,734	—	—
Mesopotamia	59	271	—	—	—	5,915	22,379	—	—	—
Straits Settlements (including Labuan)	—	—	52	—	—	—	—	8,925	—	—
Federated Malay States	—	136	—	—	—	—	12,397	—	—	—
Other British Possessions	—	—	1	—	—	11	11	160	—	—
TOTAL BRITISH EMPIRE	3,429	5,407	5,339	21,745	6,008	6,88,002	9,64,008	3,59,235	23,23,307	8,67,700
Sweden	—	3	—	—	—	—	1,868	—	—	1
Germany	2,674	872	1,559	3,433	709	4,08,434	1,21,175	1,33,846	3,58,300	72,712
Netherlands	400	887	1,800	1,180	2,723	57,525	1,16,004	1,93,013	1,15,576	2,50,376
Belgium	8,652	2,774	7,625	7,676	12,259	11,49,476	3,32,057	8,31,906	7,57,084	11,43,315
Luxemburg	—	—	25	—	769	—	—	4,661	—	15,583
United States of America—										
Via Atlantic Coast	456	53	35	13	771	95,125	22,193	12,651	2,965	2,01,492
Other Foreign Countries	—	—	—	6	—	30	—	—	649	—
TOTAL FOREIGN COUNTRIES	12,182	4,589	11,104	12,315	16,634	17,10,590	6,41,397	12,37,172	12,25,708	16,34,384
Share of Bengal	7,323	4,651	6,798	6,425	7,267	11,60,234	6,32,375	5,62,346	7,47,123	9,33,432
„ Bombay	5,113	2,733	2,745	2,137	2,123	7,39,395	4,31,551	3,41,032	11,74,107	2,63,102
„ Sind	1,551	1,519	3,229	3,327	3,727	2,23,453	2,36,753	3,55,104	3,66,533	7,93,559
„ Madras	507	353	1,119	10,774	3,455	94,344	59,094	1,45,659	13,15,546	6,11,653
„ Burma	319	1,330	2,552	4,400	1,055	1,30,821	1,22,717	4,85,251	4,60,667	1,50,532
Protected * :										
Rails 30 lbs. per yard and over and fishplates therefor †	—	—	8,744	24,674	12,603	—	—	10,39,220	29,05,223	18,96,191
Others *	—	—	—	4,076	6,364	—	—	—	4,22,045	6,68,702
Not protected	—	—	7,699	5,313	2,670	—	—	11,07,177	7,35,702	4,87,691
TOTAL	15,611	9,996	16,443	34,063	22,637	22,98,592	16,05,305	21,46,467	40,63,970	26,52,584
Screws (III. K)—	Tons	Tons	Tons	Tons	Tons					
United Kingdom	633	907	902	1,103	1,033	7,79,905	9,60,934	7,44,336	8,32,841	8,56,933
Mesopotamia	—	15	16	—	—	16	3,658	2,643	—	—
Other British Possessions	—	—	—	—	—	—	5	11	225	263
TOTAL BRITISH EMPIRE	633	922	918	1,103	1,033	7,79,921	9,64,597	7,47,540	8,33,066	8,57,196
Sweden	5	7	1	21	105	6,552	9,045	1,734	13,311	31,207
Germany	184	313	349	632	433	1,56,602	2,95,523	6,26,871	4,21,005	2,95,353
Netherlands	33	23	18	11	6	24,321	17,275	7,745	5,423	2,463
Belgium	134	124	112	31	132	1,33,323	1,23,729	66,360	46,312	34,025
France	—	2	4	—	1	—	1,930	3,193	—	1,140
Switzerland	—	—	—	—	5	—	—	—	—	3,192
Italy	—	—	11	5	33	—	—	9,633	4,317	23,669
Austria	—	—	43	93	220	—	—	33,143	34,367	1,45,502
United States of America—										
Via Atlantic Coast	300	156	41	7	101	3,24,841	1,99,126	53,449	5,729	71,311
Other Foreign Countries	1	—	—	—	—	500	—	—	237	100
TOTAL FOREIGN COUNTRIES	637	623	1,079	899	1,041	6,75,444	6,51,633	3,12,093	5,51,761	7,07,945
Share of Bengal	527	314	339	1,253	1,300	6,14,039	3,54,495	7,74,251	9,02,329	9,74,303
„ Bombay	319	196	337	223	323	3,60,717	2,12,254	2,76,374	1,85,311	1,75,403
„ Sind	244	223	322	192	323	2,49,423	2,76,326	2,31,513	1,29,397	2,22,264
„ Madras	33	144	193	245	210	1,06,034	1,53,425	1,40,367	1,55,332	1,45,712
„ Burma	112	38	151	34	69	1,25,103	1,16,121	35,923	60,011	65,392
TOTAL	1,290	1,550	1,997	2,007	2,129	14,55,466	16,16,230	15,19,633	14,04,330	15,75,184

* Classified from July, 1924.

† " " 1925-26.

GENERAL IMPORTS

(324)

No. 13—continued

ARTICLES, AND COUNTRIES OF CONSIGNMENT; ALSO SHARE OF EACH PROVINCE	QUANTITY					VALUE				
	1922-23	1923-24	1924-25	1925-26	1926-27	1922-23	1923-24	1924-25	1925-26	1926-27
Metals and Ores—continued						R	R	R	R	R
<i>Iron or Steel—continued</i>										
<i>Sheets and plates—</i>										
<i>Galvanised—</i>										
<i>Corrugated (III. K)</i>	Tons	Tons	Tons	Tons	Tons					
United Kingdom	102,480	148,006	185,590	258,797	232,109	5,05,67,853	4,48,61,807	5,32,46,056	6,66,12,142	5,98,79,334
Ceylon	1	3	8	..	3	331	1,074	2,427	263	1,022
Straits Settlements (including Labuan)	1	6	3	5	351	371	3,008	2,059	1,823
TOTAL BRITISH EMPIRE	102,481	148,000	185,604	258,800	232,117	5,05,68,535	4,48,63,252	5,32,51,486	6,66,14,464	5,98,82,179
Germany	32	..	28	99	1,967	12,347	..	8,353	33,343	4,86,300
Belgium	6	..	12	1,213	8,994	2,046	150	4,057	3,13,104	21,36,600
France	25	92	5,730	21,433
Japan	13	3,764
Italian East Africa (Somaliland and Eritrea)	24	5,338	..
United States of America—										
<i>Via Atlantic Coast</i>	6,024	4,405	1,363	3,070	10,996	17,12,574	13,71,113	7,50,719	29,70,462	36,33,271
<i>" Pacific "</i>	330	6	89,005	4,036
Other Foreign Countries	15	..	220
TOTAL FOREIGN COUNTRIES	6,392	4,405	1,903	9,431	22,068	18,15,972	13,71,263	7,63,844	33,23,477	62,85,624
<i>Share of Bengal</i>	49,701	64,607	96,420	160,729	178,073	1,46,09,349	2,01,63,339	2,72,37,016	4,16,79,662	4,69,68,372
<i>" Bombay</i>	41,044	64,770	67,339	76,658	60,137	1,13,48,334	1,33,96,773	1,38,29,203	1,87,62,052	1,19,43,300
<i>" Sind</i>	3,321	3,552	4,193	4,932	3,425	9,93,735	10,92,486	12,53,968	14,40,044	10,83,316
<i>" Madras</i>	3,164	4,439	5,673	6,493	6,891	9,43,239	12,67,350	16,37,458	17,05,379	17,91,663
<i>" Burma</i>	11,653	10,987	13,332	13,419	16,609	44,53,750	47,13,517	50,02,436	63,55,304	50,31,652
TOTAL PROTECTED	108,873	148,405	187,607†	268,231	254,185	3,23,84,507	4,62,34,515	5,40,15,130†	6,99,42,941	6,61,67,801
<i>Plain (III. K)—</i>	Tons	Tons	Tons	Tons	Tons					
United Kingdom	12,037	15,136	19,713	17,859	16,915	37,65,650	50,30,445	58,69,338	49,01,032	45,91,051
Ceylon	6	1	128	371	133	2,434	541
Other British Possessions	1	1	4	..	3	201	149	256	..	961
TOTAL BRITISH EMPIRE	12,038	15,139	19,722	17,865	16,919	37,65,979	50,30,965	58,69,227	49,03,466	45,93,451
Germany	374	299	1,009	781	859	94,656	86,353	2,26,656	1,78,399	1,81,941
Netherlands	26	..	14	..	215	4,913	..	3,320	..	57,76
Belgium	468	673	889	814	1,495	1,23,037	1,93,016	2,11,832	1,83,204	3,38,141
France	3	44	60	360	8,640	10,96
United States of America—										
<i>Via Atlantic Coast</i>	696	517	3	821	1,086	2,03,900	1,65,913	1,219	88,623	3,51,25
<i>" Pacific "</i>	1	1,221
Other Foreign Countries	10	..	8
TOTAL FOREIGN COUNTRIES	1,562	1,494	1,919	1,960	3,715	4,26,506	4,50,237	4,45,113	4,64,366	9,40,13
<i>Share of Bengal</i>	3,132	4,135	5,633	5,093	6,466	10,56,521	14,20,037	16,37,994	13,36,343	16,65,19
<i>" Bombay</i>	4,345	6,493	7,534	6,862	6,535	13,41,193	20,21,321	21,17,036	17,33,406	16,33,64
<i>" Sind</i>	3,446	3,421	4,677	4,697	3,175	10,74,223	11,23,347	14,43,314	13,89,736	9,14,14
<i>" Madras</i>	1,113	1,331	1,403	1,362	2,007	3,43,392	4,69,490	4,21,535	5,12,700	5,57,43
<i>" Burma</i>	1,064	1,198	2,339	1,311	2,461	3,72,156	4,46,057	6,24,466	3,40,136	7,13,13
{ Protected (sheets)*	—	—	15,586	19,322	20,053	—	—	44,56,658	52,44,479	54,03,57
{ Not protected (plates)	—	—	6,053	503	531	—	—	12,57,637	1,22,353	1,30,00
TOTAL	13,600	16,633	21,641	19,825	20,634	41,92,485	54,81,262	63,14,345	53,67,332	56,33,63

† Includes 133 1653 tons, valued at Rs. 3,73,71,412 of protected items imported in the nine months July, 1924, to March, 1925. * Classified from July, 1924.

No. 13—continued

ARTICLES, AND COUNTRIES OF CONSIGNMENT; ALSO SHARE OF EACH PROVINCE	QUANTITY					VALUE				
	1922-23	1923-24	1924-25	1925-26	1926-27	1922-23	1923-24	1924-25	1925-26	1926-27
Metals and Ores—continued						R	R	R	R	R
<i>Iron or Steel—continued</i>										
<i>Sheets and plates—continued—</i>										
<i>Tinned—</i>										
<i>Tin plates (III. K) (a)—</i>		Tons	Tons	Tons	Tons					
United Kingdom	—	37,402	25,845	17,070	11,551	—	1,51,62,976	1,01,14,361	64,30,085	39,77,247
Aden and Dependencies	—	—	14	—	—	—	—	3,530	—	—
Kenya Colony	—	—	—	248	—	—	—	—	89,749	—
Other British Possessions	—	7	—	1	1	—	808	—	132	185
TOTAL BRITISH EMPIRE	—	37,409	25,859	18,219	11,552	—	1,51,63,784	1,01,15,181	65,10,000	39,77,432
Sweden	—	—	—	107	—	—	—	—	34,537	—
Germany	—	—	—	21	4	—	—	—	5,175	1,007
Belgium	—	—	85	—	2	—	—	11,757	—	1,780
United States of America—										
<i>Via Atlantic Coast</i>	—	6,587	10,534	11,229	10,623	—	27,15,411	42,82,370	39,71,953	36,62,030
Other Foreign Countries	—	—	—	—	7	—	132	—	—	1,002
TOTAL FOREIGN COUNTRIES	—	6,587	10,519	11,236	10,630	—	27,15,543	42,84,127	39,11,714	36,63,032
<i>Share of Bengal</i>	—	12,612	14,321	9,325	6,377	—	75,62,377	56,74,126	39,76,193	22,56,667
<i>Bombay</i>	—	10,150	9,574	5,737	7,304	—	40,70,492	37,19,069	30,03,732	22,91,014
<i>Sind</i>	—	5,132	4,126	5,135	3,652	—	21,12,704	16,07,698	13,05,241	12,31,963
<i>Madras</i>	—	4,949	5,139	3,725	2,346	—	20,04,216	21,12,922	12,54,620	7,99,020
<i>Burma</i>	—	5,153	3,308	2,544	2,109	—	21,21,922	19,96,420	11,91,322	8,68,487
TOTAL PROTECTED	—	48,996	38,478	29,576	22,188	—	1,78,79,327	1,44,12,308	1,04,31,630	76,44,081
<i>Other sorts (III. K) (a)—</i>		Tons	Tons	Tons	Tons					
United Kingdom	—	94	47	128	41	—	37,535	22,006	49,368	22,460
Ceylon	—	—	4	2	—	—	—	523	225	—
TOTAL BRITISH EMPIRE	—	94	51	128	41	—	37,535	22,529	50,003	22,460
Germany	—	—	—	10	15	—	—	82	1,423	5,800
Belgium	—	—	—	28	—	—	—	—	5,178	—
France	—	—	—	16	—	—	—	—	2,065	—
United States of America—										
<i>Via Atlantic Coast</i>	—	—	—	2	—	—	—	—	780	—
TOTAL FOREIGN COUNTRIES	—	—	—	54	15	—	—	82	9,472	5,800
<i>Share of Bengal</i>	—	80	33	33	33	—	37,398	14,768	35,140	16,841
<i>Bombay</i>	—	—	14	45	—	—	175	6,572	6,496	—
<i>Sind</i>	—	—	—	—	16	—	41	—	—	8,310
<i>Madras</i>	—	12	6	5	9	—	3,358	1,323	2,121	6,618
<i>Burma</i>	—	3	—	44	—	—	1,069	—	15,808	—
TOTAL PROTECTED	—	94	51	122	58	—	37,535	22,561	50,566	27,789
<i>Total Tinned (b)—</i>	Tons	Tons	Tons	Tons	Tons					
United Kingdom	33,739	37,406	25,892	18,006	11,592	1,49,59,070	1,52,00,511	1,01,34,307	64,79,923	39,99,716
Aden and Dependencies	—	7	14	—	—	—	800	3,320	—	—
Straits Settlements (in- cluding Labnan)	185	—	—	—	—	77,858	—	—	—	—
Kenya Colony	—	—	—	248	—	—	—	—	89,749	—
Other British Possessions	—	—	4	3	1	242	8	523	357	185
TOTAL BRITISH EMPIRE	33,924	37,503	25,910	18,247	11,593	1,50,37,170	1,52,01,319	1,01,40,710	65,70,059	39,99,901

(a) Separately recorded from 1922-24.
(b) Subdivided into "Tin plates" and "Other sorts" from 1922-24.
* Classified from July, 1924.

GENERAL IMPORTS

(326)

No. 13—continued

ARTICLES, AND COUNTRIES OF CONSIGNMENT; ALSO SHARE OF EACH PROVINCE	QUANTITY					VALUE				
	1922-23	1923-24	1924-25	1925-26	1926-27	1922-23	1923-24	1924-25	1925-26	1926-27
Metals and Ores—continued						R	R	R	R	R
<i>Iron and Steel—continued</i>										
Sheets and plates—continued										
Tinned—continued.										
Total Tinned (a)—continued	Tons	Tons	Tons	Tons	Tons					
Sweden	107	34,587	..
Germany	31	19	32	6,603	6,397
Belgium	85	26	2	11,757	5,178	1,780
France	16	2,086	C
Java	687	2,91,224
United States of America—										
Via Atlantic Coast	4,006	6,587	10,534	11,231	10,623	16,06,607	27,15,411	42,82,370	38,72,732	36,62,630
Other Foreign Countries	4	7	963	132	1,066
TOTAL FOREIGN COUNTRIES	4,697	6,587	10,619	11,411	10,651	18,98,794	27,15,543	42,94,159	39,21,186	36,71,899
<i>Share of Bengal</i>	21,108	18,692	14,253	9,473	7,009	78,20,095	75,96,275	56,89,391	31,11,323	23,73,398
„ Bombay	7,992	10,150	9,538	3,323	7,204	30,46,138	40,70,670	37,25,632	30,10,284	23,91,014
„ Sind	3,121	5,132	4,136	5,135	3,667	11,99,747	21,13,745	16,07,696	18,05,241	19,87,283
„ Madras	5,417	4,961	5,144	3,730	2,255	20,78,970	20,13,172	21,15,161	13,56,741	8,91,638
„ Burma	5,983	5,155	3,208	2,538	2,109	37,98,014	21,23,000	12,96,489	12,07,646	8,82,487
TOTAL PROTECTED	43,621	44,090	36,529	29,756	22,244	1,69,35,964	1,79,16,862	1,44,34,869	1,04,91,245	76,71,800
<i>Not galvanised or tinned—</i>										
Sheets up to one-eighth inch thick (III.K) (b)—			Tons	Tons	Tons					
United Kingdom	—	—	9,902	10,214	4,684	—	—	21,10,083	19,30,471	9,29,703
Ceylon	—	—	8	—	—	6	51	1,118
Other British Possessions	—	—	5	—	—	782	77	..
TOTAL BRITISH EMPIRE	—	—	9,907	10,214	4,692	—	—	21,10,871	19,30,599	9,30,821
Norway	—	—	..	24	..	—	—	52	3,540	..
Germany	—	—	14,159	7,043	3,982	—	—	22,07,410	9,76,012	5,55,274
Netherlands	—	—	300	554	45	—	—	48,771	61,204	5,540
Belgium	—	—	26,045	22,866	17,549	—	—	48,20,208	32,88,308	24,33,191
Luxemburg	—	—	63	10	152	—	—	10,694	1,255	29,136
France	—	—	1,197	5,723	4,171	—	—	2,24,981	8,35,963	1,62,861
Czechoslovakia	—	—	125	—	—	17,776
China (exclusive of Hongkong and Macao)	—	—	9	—	—	1,410
United States of America—										
Via Atlantic Coast	—	—	151	223	681	—	—	41,343	80,999	2,52,347
„ Pacific „	—	—	—	—	..	269	294
Other Foreign Countries	—	—	..	1	5	—	—	33	96	890
TOTAL FOREIGN COUNTRIES	—	—	42,830	35,944	23,710	—	—	68,55,402	52,48,641	34,52,321
<i>Share of Bengal</i>	—	—	20,862	16,043	7,316	—	—	35,20,947	23,52,927	12,61,071
„ Bombay	—	—	19,775	16,583	9,160	—	—	32,78,041	24,85,696	11,79,807
„ Sind	—	—	6,325	7,120	2,420	—	—	11,30,623	12,54,944	3,92,324
„ Madras	—	—	3,376	3,032	4,790	—	—	6,89,546	4,43,237	6,61,482
„ Burma	—	—	1,789	3,375	4,146	—	—	3,47,116	6,41,686	8,51,658
TOTAL	—	—	52,737	46,158	28,402	—	—	89,60,273	71,79,240	43,83,142

(a) Subdivided into "Tin plates" and "Other sorts" from 1923-24.
(b) Separately recorded from 1924-25.

No. 13—continued

ARTICLES, AND COUNTRIES OF CONSIGNMENT; ALSO SHARE OF EACH PROVINCE	QUANTITY					VALUE				
	1922-23	1923-24	1924-25	1925-26	1926-27	1922-23	1923-24	1924-25	1925-26	1926-27
Metals and Ores—continued										
<i>Iron and Steel—continued</i>										
<i>Sheets and Plates—continued</i>										
<i>Not galvanised or tinned—continued</i>										
Plates over one-eighth inch thick (H.L.K.) (a)—			Tons	Tons	Tons			R	R	R
United Kingdom	—	—	35,425	15,180	10,425	—	—	50,85,051	26,40,251	16,00,608
Ceylon	—	—	1	5	6	—	—	290	1,572	1,198
Other British Possessions	—	—	..	3	..	—	—	..	475	150
TOTAL BRITISH EMPIRE	—	—	35,426	15,188	10,431	—	—	50,85,350	26,42,298	16,01,956
Germany	—	—	3,006	5,027	4,954	—	—	12,13,204	6,14,008	5,20,678
Netherlands	—	—	472	240	58	—	—	61,214	32,519	7,046
Belgium	—	—	9,664	17,346	12,968	—	—	12,79,048	19,04,751	12,37,503
Luxemburg	—	—	95	18	403	—	—	12,610	1,500	42,317
France	—	—	258	2,459	2,286	—	—	35,621	2,68,612	2,23,185
United States of America— Via Atlantic Coast	—	—	..	52	107	—	—	5	8,311	31,632
Other Foreign Countries	—	—	3	..	1	—	—	390	..	255
TOTAL FOREIGN COUNTRIES	—	—	19,398	25,127	20,777	—	—	26,01,501	28,90,702	21,21,670
<i>Share of Bengal</i>	—	—	10,591	15,712	15,377	—	—	15,09,455	19,23,925	18,22,012
“ <i>Bombay</i>	—	—	34,614	11,864	9,127	—	—	61,24,691	16,06,566	11,14,216
“ <i>Sind</i>	—	—	4,370	6,068	1,995	—	—	7,30,444	10,54,903	2,21,392
“ <i>Madras</i>	—	—	2,716	3,931	3,033	—	—	3,76,372	4,72,705	3,21,791
“ <i>Burma</i>	—	—	2,532	2,706	1,626	—	—	4,26,119	4,74,371	2,03,812
TOTAL	—	—	54,824	40,275	31,203	—	—	82,86,861	55,33,000	37,23,626
Other sorts (H.L.K.) (a)			Tons	Tons	Tons					
United Kingdom	—	—	7,292	2,243	1,401	—	—	13,17,376	4,24,480	2,40,632
Other British Possessions	—	—	—	—	928
TOTAL BRITISH EMPIRE	—	—	7,292	2,243	1,401	—	—	13,18,304	4,24,480	2,40,632
Germany	—	—	958	313	109	—	—	1,46,598	47,735	11,678
Netherlands	—	—	506	125	..	—	—	1,11,689	12,096	..
Belgium	—	—	1,436	2,398	717	—	—	2,12,988	2,91,117	74,247
France	—	—	..	129	114	—	—	..	17,218	11,872
United States of America— Via Atlantic Coast	—	—	15	26	16	—	—	9,900	7,332	6,121
TOTAL FOREIGN COUNTRIES	—	—	2,215	2,991	956	—	—	4,81,165	3,75,998	1,02,828
<i>Share of Bengal</i>	—	—	6,124	1,201	719	—	—	10,24,229	1,77,966	1,22,966
“ <i>Bombay</i>	—	—	37	1,250	832	—	—	9,154	1,42,721	1,01,123
“ <i>Sind</i>	—	—	3,372	1,430	412	—	—	6,21,301	1,27,323	60,914
“ <i>Madras</i>	—	—	387	1,363	244	—	—	53,595	2,02,068	62,417
“ <i>Burma</i>	—	—	317	—	—	1,20,630
TOTAL	—	—	10,507	5,234	2,357	—	—	17,99,469	3,10,478	2,44,460

(a) Separately recorded from 1924-25.

GENERAL IMPORTS

(328)

No. 13—continued

ARTICLES, AND COUNTRIES OF CONSIGNMENT; ALSO SHARE OF EACH PROVINCE	QUANTITY					VALUE			
	1922-23	1923-24	1924-25	1925-26	1926-27	1922-23	1923-24	1924-25	1925-26
Metals and Ores—continued						R	R	R	R
<i>Iron or Steel—continued</i>									
<i>Sheets and plates—continued</i>									
Total not galvanised or tinned (Ill. K)—	Tons	Tons	Tons	Tons	Tons				
United Kingdom	39,487	67,885	52,619	27,587	16,510	83,22,059	1,12,21,298	91,12,510	50,05,202
Mesopotamia	213	21,489	..	77
Ceylon	9	..	1	5	14	3,911	155	308	1,023
Western Australia	15	2,669
Queensland	925	..
<i>Australian Commonwealth (Total)</i>	15	2,669	..	925	..
Other British Possessions .	1	..	5	3	..	268	94	782	475
TOTAL BRITISH EMPIRE	39,512	68,048	52,625	27,595	16,524	83,28,907	1,12,43,085	91,14,525	50,07,377
Sweden	11	1	5	3,088	..	108	98
Norway	24	16	52	8,640
Denmark	5	5,250
Germany	23,501	15,706	24,023	12,398	9,045	40,94,852	25,73,685	35,67,202	16,37,345
Netherlands	572	306	1,584	919	103	93,063	46,763	2,21,674	1,06,819
Belgium	29,505	22,964	38,045	42,110	31,234	55,58,702	39,21,027	58,12,244	55,44,171
Luxemburg	227	..	158	23	555	38,890	..	22,713	2,755
France	1,508	538	1,455	8,311	3,571	2,71,499	91,402	2,60,602	11,22,791
Italy	140	24,380
Austria	177	..	3	36,002	..	310	..
Czechoslovakia	116	314	125	25,455	53,401
China (exclusive of Hong-kong and Macao.)	9	..	1	1,410	..
Japan	1,094	1,80,106
United States of America—									
<i>V. Atlantic Coast</i>	254	266	166	301	804	78,487	1,57,277	51,758	97,162
<i>„ Pacific „</i>	260
Other Foreign Countries	123
TOTAL FOREIGN COUNTRIES	57,110	40,094	65,443	64,072	45,443	1,04,09,347	68,43,571	99,38,068	85,15,431
<i>Share of Bengal</i>	41,598	21,376	37,577	32,961	23,912	31,74,117	38,37,161	61,74,691	44,54,868
<i>„ Bombay</i>	23,678	68,906	54,436	29,697	19,189	51,77,166	1,10,87,418	34,21,366	42,34,993
<i>„ Sind</i>	14,057	3,553	13,967	14,602	4,897	28,32,598	14,50,981	24,42,368	24,97,330
<i>„ Madras</i>	7,791	6,371	6,949	8,326	8,197	15,30,322	11,93,944	11,19,313	12,19,769
<i>„ Burma</i>	3,598	2,536	3,149	6,081	5,772	9,67,453	5,17,103	8,93,865	11,15,357
Protected, fabricated*	—	—	—	5,870	4,416	—	—	—	13,37,934
Protected, others†	—	—	79,988	77,431	55,201	—	—	1,24,43,451	1,05,74,128
Not protected	—	—	38,030	8,357	2,260	—	—	66,09,142	16,10,746
TOTAL	96,622	108,142	118,068	91,667	61,967	1,87,38,254	1,80,84,606	1,90,52,593	1,35,22,908

* Classified from 1925-26.
† Classified from July, 1924.

No. 18—continued

ARTICLES, AND COUNTRIES OF CONSIGNMENT; ALSO SHARE OF EACH PROVINCE	QUANTITY					VALUE				
	1922-23	1923-24	1924-25	1925-26	1926-27	1922-23	1923-24	1924-25	1925-26	1926-27
<i>Metals and Ores—continued</i>						R	R	R	R	R
<i>Iron or Steel—continued</i>										
<i>Sheets and plates—continued</i>										
<i>Total Sheets and Plates—</i>	Tons	Tons	Tons	Tons	Tons					
United Kingdom	192,743	264,465	283,319	317,339	377,128	5,76,14,632	7,63,14,061	7,83,63,771	8,30,08,320	7,12,41,650
Aden and Dependencies	—	7	14	—	—	—	800	3,820	—	—
Mesopotamia	—	214	—	—	—	—	21,533	—	77	—
Ceylon	10	3	13	14	10	4,612	1,608	3,301	1,677	4,043
Straits Settlements (including Labuan)	187	1	15	3	8	78,678	514	4,041	2,059	2,035
Kenya Colony	—	—	—	250	—	—	—	—	90,140	—
Western Australia	15	—	—	—	—	2,609	—	—	—	—
Queensland	—	—	—	—	—	—	—	925	—	—
Australian Commonwealth (Total)	16	—	—	—	—	2,669	—	925	—	—
Other British Possessions	—	—	—	1	—	—	—	—	75	—
TOTAL BRITISH EMPIRE	192,955	264,690	283,361	317,607	377,138	5,77,00,591	7,63,33,571	7,83,75,048	8,30,98,306	7,12,48,048
Sweden	11	—	—	108	5	3,088	—	108	34,083	800
Norway	—	—	—	24	—	—	16	52	3,540	—
Denmark	5	—	—	—	—	5,250	—	—	—	—
Germany	23,911	16,005	25,060	13,294	11,890	42,02,318	26,00,033	38,02,743	18,56,000	17,71,170
Netherlands	598	306	1,598	919	319	97,976	46,763	2,25,494	1,06,819	70,029
Belgium	29,977	23,642	39,031	44,163	41,725	56,83,785	41,19,193	60,39,890	60,50,637	62,71,529
Luxemburg	227	—	158	23	561	38,890	—	22,712	2,756	65,974
France	1,508	533	1,458	8,396	3,723	2,71,499	91,402	2,60,962	11,30,250	4,30,324
Italy	140	—	—	24	—	24,880	—	—	5,398	—
Austria	177	—	3	—	—	36,002	—	810	—	—
Czechoslovakia	116	314	—	—	125	25,455	53,533	—	—	17,776
Java	687	—	—	—	—	2,91,224	—	—	—	—
China (exclusive of Hongkong and Macao)	—	—	9	—	1	—	—	1,410	—	255
Japan	1,094	—	—	—	13	1,80,106	—	—	—	3,845
United States of America— Vid Atlantic Coast	10,930	11,775	12,566	19,923	23,500	36,01,518	44,03,719	50,86,066	70,24,959	79,38,480
“ Pacific ”	330	—	1	—	6	69,005	—	1,221	260	4,330
Other Foreign Countries	—	—	—	—	—	123	—	25	—	220
TOTAL FOREIGN COUNTRIES	69,761	52,530	79,884	86,874	81,877	1,45,50,619	1,13,80,664	1,54,40,989	1,62,29,460	1,65,75,722
Share of Bengal	115,339	109,369	154,023	204,255	215,450	3,16,60,533	3,30,17,363	4,07,30,891	5,05,32,706	5,35,23,610
“ Bombay	32,559	150,324	139,227	122,049	83,116	2,09,13,331	3,60,76,832	3,30,93,737	2,77,95,736	1,34,13,917
“ Sind	24,545	20,658	26,973	29,366	15,164	60,99,351	67,31,059	67,52,816	71,32,351	39,36,100
“ Madras	17,675	17,052	19,174	20,411	19,450	49,66,523	50,44,456	52,93,467	47,95,939	42,93,472
“ Burma	22,393	19,376	24,173	23,399	25,341	36,21,373	77,99,676	78,87,306	90,18,945	77,43,741
TOTAL	282,716	317,270	363,745	404,481	369,030	7,22,51,210	8,77,19,226	9,38,16,937	9,93,24,926	8,78,24,870

GENERAL IMPORTS

(330)

No. 13—continued

ARTICLES, AND COUNTRIES OF CONSIGNMENT; ALSO SHARE OF EACH PROVINCE	QUANTITY					VALUE				
	1922-23	1923-24	1924-25	1925-26	1926-27	1922-23	1923-24	1924-25	1925-26	1926-27
Metals and Ores—continued										
<i>Iron or Steel—continued</i>										
Tubes, pipes, and fittings, wrought (ILL. K)—	Tons	Tons	Tons	Tons	Tons					
United Kingdom	13,155	13,275	15,427	12,736	12,202	69,40,759	59,71,878	58,07,035	49,19,412	44,87,100
Aden and Dependencies	2	14	680	2,355
Mesopotamia	2	12	2	2,635	1,000	548
Ceylon	8	45	2	4	2	6,614	23,779	2,270	1,996	924
Straits Settlements (including Labuan)	1	..	22	..	377	1,180	..	14,198
Canada—										
Via Atlantic Coast	160	63	23	67,869	24,990	7,716
TOTAL BRITISH EMPIRE	13,325	13,397	15,446	12,740	12,249	70,17,877	60,22,704	58,13,388	49,21,408	45,09,936
Sweden	2	4	12	..	794	2,388	4,457	3,231	..
Denmark	3	1,120	505
Poland (including Danzig)	43	10,155
Germany	4,593	2,058	8,455	6,708	9,735	17,22,695	6,40,680	25,37,475	18,75,770	25,24,171
Netherlands	714	1,213	3,299	767	570	2,50,902	3,57,037	10,56,602	2,31,656	1,67,532
Belgium	633	1,141	4,813	4,004	4,494	2,03,088	3,57,144	12,89,915	10,61,260	11,16,995
Luxemburg	14	3,220
France	64	107	634	388	807	16,558	32,640	1,69,007	96,124	1,86,649
Switzerland	6	8	13,760	15,923	402	25	..
Italy	20	20	99	3,953	..
Czechoslovakia	3	145	82	149	..	1,195	39,007	20,377	35,988
Serb-Croat Slovene State (Jugo slavia)	22	4,135
China (excludes of Hong Kong and Macao)	7	7,595
United States of America—										
Via Atlantic Coast	11,226	1,012	971	455	1,695	51,68,512	9,74,931	4,77,861	1,90,482	5,57,056
" Pacific "	21	8,218	741	154
Other Foreign Countries	4	..	840	60	115	743	100
TOTAL FOREIGN COUNTRIES	17,260	6,444	18,364	12,580	17,693	73,96,482	23,83,224	55,90,104	34,83,671	45,96,536
Share of Bengal	6,516	7,654	13,023	8,064	11,953	31,16,750	32,23,368	41,01,655	27,41,419	37,71,456
" Bombay	11,279	5,903	10,567	3,663	7,095	60,74,720	24,45,720	38,26,349	25,69,570	20,23,267
" Sind	2,433	1,629	4,409	3,324	3,440	10,00,506	6,25,917	14,79,989	11,98,517	19,12,735
" Madras	1,757	1,343	2,243	2,193	2,326	7,95,432	5,76,321	7,25,671	6,66,359	7,15,271
" Burma	3,556	3,307	4,553	2,961	5,128	34,16,952	15,35,662	17,70,023	12,29,214	18,78,753
(Protected*	87	380	31	35,367	2,21,649	15,961
(Not protected	33,723	24,890	29,911	1,12,68,125	81,83,430	90,90,511
TOTAL	30,585	19,841	33,810	25,270	29,942	1,44,04,359	84,05,938	1,14,03,492	84,05,079	91,06,472

*Classified from July, 1924.

No. 13—continued

ARTICLES, AND COUNTRIES OF CONSIGNMENT; ALSO SHARE OF EACH PROVINCE	QUANTITY					VALUE				
	1922-23	1923-24	1924-25	1925-26	1926-27	1922-23	1923-24	1924-25	1925-26	1926-27
Metals and Ores—continued						R	₹R	R	R	R
<i>Iron or Steel—continued</i>										
Wire nails (III, K) —	Tons	Tons	Tons	Tons	Tons					
United Kingdom	629	219	439	268	392	1,90,751	67,051	1,18,440	65,429	37,668
Ceylon	5	1	1	10	..	1,465	714	688	2,402	207
Straits Settlements (Includ- ing Labuan)	1	3	5	1	3	671	1,659	1,660	875	1,638
Kenya Colony	29	4,732
TOTAL BRITISH EMPIRE	664	223	445	279	396	1,97,637	70,324	1,20,788	69,706	39,513
Russia—										
Northern Russia	10	2,913
Estonia	5	6	1,351	1,647
Finland	23	7	5,780	2,090
Sweden	15	..	17	9	16	6,807	24	4,970	4,368	3,718
Norway	10	3,532	40	14	286
Poland (including Danzig)	23	5,076
Germany	6,650	4,575	7,301	2,575	3,276	19,75,242	12,74,062	16,08,633	4,30,375	5,77,600
Netherlands	119	101	738	70	78	34,450	27,534	1,02,572	12,384	13,477
Belgium	3,912	4,710	7,379	4,678	9,810	12,07,997	13,57,664	15,01,684	8,02,776	16,98,041
Luxemburg	15	9	4,060	1,100
France	40	17	22	24	174	12,960	4,550	5,396	3,000	27,607
Italy	12	148	48	45	149	3,750	42,270	11,632	9,120	23,470
Austria	4	946	165	10	319	1,135	2,66,936	42,095	1,570	54,711
Hungary	7	1,215
Czechoslovakia	179	81	21	255	..	47,752	10,223	3,322	55,677
United States of America—										
Via Atlantic Coast	1,373	32	6	..	10	3,06,406	9,434	1,701	276	1,633
„ Pacific „	15
Other Foreign Countries	1	220
TOTAL FOREIGN COUNTRIES	12,145	10,748	15,793	7,427	14,103	35,53,427	30,43,752	33,91,777	12,68,203	24,68,509
Share of Bengal	3,633	2,363	2,738	3,139	4,652	10,74,243	6,61,366	2,56,735	5,03,996	7,43,136
„ Bombay	1,572	2,290	6,470	1,177	1,332	6,19,833	6,30,390	5,27,035	2,71,352	3,17,146
„ Sind	1,044	2,173	1,685	655	1,952	2,97,423	6,07,133	4,13,538	1,40,070	4,21,658
„ Madras	1,618	2,263	1,589	1,232	2,562	5,03,900	6,75,230	3,25,312	3,11,373	4,35,975
„ Burma	4,294	1,832	6,753	1,603	3,400	14,54,900	5,39,463	12,33,308	2,77,577	6,15,137
TOTAL	18,810	10,971	16,238†	7,706	14,496	37,51,064	31,14,076	35,12,565†	12,35,004	25,23,132

† Includes 12,440 tons, valued at Rs. 25,13,943 of protected items imported in the nine months, July 1924 to March 1925.

GENERAL IMPORTS

(332)

No. 13—continued

ARTICLES AND COUNTRIES OF CONSIGNMENT; ALSO SHARE OF EACH PROVINCE	QUANTITY					VALUE				
	1922-23	1923-24	1924-25	1925-26	1926-27	1922-23	1923-24	1924-25	1925-26	1926-27
Metals and Ores—continued						R	R	R	R	R
<i>Iron or Steel—continued</i>										
<i>Wire rope—</i>										
<i>Black (III. K) —</i>	Tons	Tons	Tons	Tons	Tons					
United Kingdom	669	877	1,480	870	1,183	6,68,559	8,14,188	11,41,321	6,01,833	9,56,579
Ceylon	2	4	1	2	2	2,618	6,241	1,222	2,159	1,549
Straits Settlements (including Labuan)	1	..	1	38	..	128	50	600	1,065
Other British Possessions	25	..	59
TOTAL BRITISH EMPIRE	671	882	1,481	873	1,518	6,66,177	8,20,557	11,42,618	6,94,592	9,58,248
Germany	6	..	85	1	12	4,359	..	15,071	604	6,558
Netherlands	1	60	..	10	..	937	1,650	..	2,118
Belgium	515	82,154
United States of America—										
<i>Via Atlantic Coast</i>	28	51	45	36	62	27,202	47,900	46,884	39,427	77,394
Other Foreign Countries	1	320	975
TOTAL FOREIGN COUNTRIES	549	52	190	37	85	1,18,715	48,837	61,555	40,351	87,045
<i>Share of Bengal</i>	373	469	326	346	371	4,09,745	3,70,515	5,88,121	2,45,539	5,54,338
<i>Bombay</i>	8	..	129	5	36	3,652	..	30,009	4,136	25,709
<i>Sind</i>	19	4	39	59	59	19,481	5,049	37,104	59,695	73,432
<i>Madras</i>	175	290	159	286	180	2,04,138	3,36,066	1,43,752	2,56,253	1,63,333
<i>Burma</i>	139	181	518	214	457	1,37,876	1,67,764	4,05,127	1,69,320	2,23,875
TOTAL	1,220	984	1,671	910	1,608	7,79,892	8,69,394	12,04,173	7,34,948	10,45,288
<i>Galvanised (III. K) —</i>	Tons	Tons	Tons	Tons	Tons					
United Kingdom	1,492	2,229	1,037	1,308	1,238	15,81,092	20,42,965	8,56,288	11,04,158	8,18,125
Mesopotamia	3	1,200	20
Ceylon	2	3	1,194	2,378	..	583	3,012
Natal	18	15,904
South Australia (including Northern Territory)	1	1,375
New South Wales	200	..
<i>Australian Commonwealth (Total)</i>	1	1,375	200	..
Other British Possessions	17	84	901
TOTAL BRITISH EMPIRE	1,496	2,231	1,055	1,308	1,253	15,84,945	20,45,863	8,72,187	11,04,941	8,17,028
Germany	9	24	51	89	79	12,386	17,425	25,046	54,626	39,163
Netherlands	3	3	2,039	2,685
Belgium	6	..	3	86	66	1,705	..	3,849	19,783	20,169
Italy	1	2,488	450
Portuguese East Africa	2	1,080	150
United States of America—										
<i>Via Atlantic Coast</i>	242	13	48	1	23	1,93,515	12,994	45,674	3,337	27,787
Other Foreign Countries	1	..	1	973	75	294	20	70
TOTAL FOREIGN COUNTRIES	259	39	103	129	171	2,11,067	32,024	74,368	79,805	90,033
<i>Share of Bengal</i>	663	327	625	341	763	6,46,549	7,41,328	5,23,847	6,20,938	5,24,778
<i>Bombay</i>	155	119	134	258	177	1,70,056	1,06,202	36,787	1,54,831	1,80,927
<i>Sind</i>	65	50	21	44	82	68,244	39,631	18,403	34,451	63,086
<i>Madras</i>	17	54	37	23	37	21,308	45,082	36,087	19,999	24,626
<i>Burma</i>	350	1,220	341	371	363	3,39,354	11,49,024	2,32,426	4,44,527	1,93,654
TOTAL	1,755	2,270	1,158	1,737	1,424	17,96,012	20,77,387	9,46,550	12,74,746	9,07,071

No. 13—continued

ARTICLES AND COUNTRIES OF CONSIGNMENT; ALSO SHARE OF EACH PROVINCE	QUANTITY					VALUE				
	1922-23	1923-24	1924-25	1925-26	1926-27	1922-23	1923-24	1924-25	1925-26	1926-27
Metals and Ores—continued						R	R	R	R	R
Iron or Steel—continued										
<i>Wire, other than fencing wire (ILL.K)—</i>	Tons	Tons	Tons	Tons	Tons					
United Kingdom	1,185	1,388	1,388	1,331	862	4,88,731	5,57,912	4,66,170	3,89,713	2,58,453
Mesopotamia	29	8	..	3,183	273
Ceylon	2	4	1,449	2,601	299	643	691
Straits Settlements (including Labuan)	33	1	22,441	..	129	83	113
Hong Kong	2	..	2	11	..	3,895	1,412	3,656	2,075	..
Other British Possessions	5	301
TOTAL BRITISH EMPIRE	1,177	1,417	1,388	1,342	870	5,17,521	5,65,809	4,70,254	3,93,114	2,59,533
Sweden	4	..	6	1,620	..	1,192	20	..
Germany	1,447	2,002	3,458	1,828	1,438	4,43,795	6,61,669	2,58,566	3,08,224	2,06,014
Netherlands	6	82	108	49	85	2,913	22,758	25,903	10,538	13,750
Belgium	889	1,588	1,446	3,169	2,658	2,32,084	4,58,297	3,08,841	5,31,056	4,63,183
France	12	15	62	89	..	5,782	3,664	10,429	14,568
Italy	37	40	..	55	..	12,909	11,632	..	8,010
Austria	13	174	29	15	300	5,738	53,440	7,732	2,056	43,677
Czechoslovakia	42	20	22	66	..	16,061	6,461	2,146	9,162
Japan	2	2	1	..	344	1,013	1,056	443	436
United States of America—										
<i>Via Atlantic Coast</i>	257	209	79	114	162	1,47,692	80,554	10,107	22,990	32,202
<i>" Pacific "</i>	120
Other Foreign Countries	5	1	..	40	72	785	315
TOTAL FOREIGN COUNTRIES	2,616	4,148	5,203	5,263	4,343	8,34,256	13,12,522	12,44,275	9,50,629	8,80,316
<i>Share of Bengal</i>	2,115	2,451	3,034	3,920	2,434	7,48,334	9,27,110	8,04,236	7,96,743	6,23,633
<i>" Bombay</i>	970	2,098	2,204	1,478	1,712	3,26,365	6,16,355	4,93,189	2,78,393	2,94,913
<i>" Sind</i>	82	332	527	402	531	29,561	1,21,361	1,29,521	31,623	1,06,773
<i>" Madras</i>	192	229	228	330	291	68,061	76,420	78,102	74,429	87,840
<i>" Burma</i>	434	405	435	475	745	1,78,406	1,37,982	1,49,478	1,22,541	1,52,685
TOTAL PROTECTED	3,793	5,565	6,588	6,605	5,713	13,51,777	18,79,331	17,14,529	13,43,784	11,99,853
Other manufactures of iron or steel (ILL. K)—(a)	Tons	Tons	Tons	Tons	Tons					
United Kingdom	13,172	13,227	19,638	17,877	21,135	57,64,020	44,87,333	53,48,023	57,85,167	71,12,418
Aden and Dependencies	6	1,145
Ceylon	1	..	4	2	6	6,109	223	2,923	497	994
Straits Settlements (including Labuan)	9	4	1	902	29	848	1,260	603
Hong Kong	2	1,643
Canada—										
<i>Via Atlantic Coast</i>	7	76	4,986	34,001
South Australia (including Northern Territory)	251	..
Victoria	3	2,577
New South Wales	2	..	6	8	..	3,056	..	3,250	5,070
Australian Commonwealth (Total)	2	..	6	11	..	3,056	..	4,241	7,647
Other British Possessions	15
TOTAL BRITISH EMPIRE	13,173	13,231	19,657	17,896	21,229	57,71,031	44,92,283	53,52,954	59,96,101	71,57,564

† Includes 4,653 tons, valued at Rs. 11,19,436 of protected items imported in the nine months July, 1924, to March, 1925.
(a) Includes protected items for railways, e.g.—Spikes and tiebars, switches, crossings, and the like materials not made of alloy steel.

GENERAL IMPORTS

No. 13—continued

ARTICLES, AND COUNTRIES OF CONSIGNMENT; ALSO SHARE OF EACH PROVINCE	QUANTITY					VALUE.				
	1922-23	1923-24	1924-25	1925-26	1926-27	1922-23	1923-24	1924-25	1925-26	1926-27
Metals and Ores—continued										
Iron or Steel—continued										
Other manufactures of iron or steel (I.I. K.)—continued										
	Tons	Tons	Tons	Tons	Tons	R	R	R	R	R
Sweden	10	8	1	117	250	4,545	1,978	430
Norway	2	1,062	50	..
Germany	1,661	1,099	1,924	3,205	2,296	5,21,499	5,40,726	4,96,951	6,25,458	4,48,814
Netherlands	35	7	106	305	36	12,365	2,389	23,157	54,659	8,778
Belgium	2,595	1,357	2,227	6,621	5,356	6,05,926	2,72,903	5,06,901	12,58,707	9,75,900
Luxemburg	2	..	3	1	5	2,639	..	1,620	156	487
France	35	..	377	471	68	3,698	1,868	67,984	62,250
Switzerland	13	..	1	4,972	..	275
Italy	46	1	15,612	2,899	301	..
Austria	3	10	..	5	..	1,661	8,848	..	2,190
Czechoslovakia	88	14,851
Java	1	1,835
Japan	6	7,622	1,326	106
United States of America—										
<i>Via Atlantic Coast</i>	1,485	735	388	805	350	6,46,335	3,74,876	2,45,123	3,22,069	1,69,415
<i>" Pacific "</i>	1	22	..	1,531	..	87	14,695
Other Foreign Countries	530	..	35
TOTAL FOREIGN COUNTRIES	5,735	3,282	4,634	11,412	8,630	17,98,406	12,25,967	12,98,082	25,31,639	16,93,070
Share of Bengal	12,929	10,442	16,370	14,040	15,061	52,73,265	34,33,020	44,36,122	43,46,330	42,44,427
<i>" Bombay</i>	2,077	1,675	4,318	5,596	5,062	7,87,499	6,94,626	14,67,982	15,31,267	13,24,149
<i>" Sind</i>	1,779	2,644	1,905	3,856	3,448	4,93,930	8,08,386	5,19,234	9,73,102	7,47,551
<i>" Madras</i>	202	220	913	4,206	4,271	96,727	1,17,182	3,25,168	10,00,911	13,27,612
<i>" Burma</i>	1,911	1,632	331	1,610	2,917	9,13,016	6,84,542	3,52,530	4,76,520	5,96,893
<i>Protected†</i>	—	—	11,106	19,232	17,479	—	—	26,28,112	45,92,744	39,36,339
<i>Not protected</i>	—	—	13,235	10,076	12,380	—	—	45,22,024	37,64,905	49,12,794
TOTAL	18,908	16,513	24,341	29,308	29,859	75,69,437	57,18,255	71,51,036	83,27,740	88,50,633
Total Iron or Steel —	Tons	Tons	Tons	Tons	Tons					
United Kingdom	305,938	369,430	406,263	452,063	361,561	9,59,84,706	11,26,93,089	11,25,38,753	11,60,99,710	9,98,23,749
Mesopotamia	318	1,389	236	96	202	22,334	1,04,502	14,622	6,300	8,630
Aden and Dependencies	46	13	34	5	..	1,745	2,182	11,729	1,180	..
Ceylon	476	555	925	1,003	813	62,152	70,527	74,205	65,009	55,705
Straits Settlements (including Labuan)	296	15	83	18	185	1,53,179	7,870	20,015	7,041	38,224
Federated Malay States	136	4	..	12,423	..	100	156
Hong Kong ‡	11	2	2	11	2	5,145	3,055	3,656	2,675	1,357
Egypt *	2	113
Natal	18	..	1	42	55	15,984	..	90
Kenya Colony	162	34	..	301	..	15,437	3,895	123	92,199	..
Somaliland Protectorate	2	1,340
Tanganyika Territory	76	7,020
Canada—										
<i>Via Atlantic Coast</i>	188	151	140	119	148	79,876	72,219	77,936	56,167	65,880
<i>" Pacific "</i>	6	5,288
Western Australia	15	2,669
South Australia (including Northern Territory)	1	1,375	251	..
Victoria	3	2,577
New South Wales	2	..	6	3	..	3,055	..	4,190	5,070
Queensland	925
Australian Commonwealth (Total)	16	2	..	6	11	4,044	3,055	925	4,441	7,647
Other British Possessions	11	1	..	2	9	374	149	24	398	1,550
TOTAL BRITISH EMPIRE	307,546	301,781	406,768	453,644	332,906	9,68,42,855	11,29,73,921	11,27,59,303	11,63,36,210	9,95,02,987

* Shown as a Foreign Country from 1923-24.
 † Classified from July, 1924.

No. 13—continued

ARTICLES, AND COUNTRIES OF CONSIGNMENT; ALSO SHARE OF EACH PROVINCE

	QUANTITY					VALUE				
	1922-23	1923-24	1924-25	1925-26	1926-27	1922-23	1923-24	1924-25	1925-26	1926-27
	Tons	Tons	Tons	Tons	Tons	R	R	R	R	R
Metals and Ores—continued										
Iron or Steel—concluded										
Total Iron or Steel—continued										
Russia:—										
Northern Russia	..	23	19,090
Finland	..	35	80	86	65	..	20,101	49,873	59,265	40,923
Estonia	..	16	11	..	17	..	16,064	6,702	..	11,770
Sweden	1,539	1,173	2,394	2,696	1,437	11,32,351	7,69,750	11,31,673	11,33,066	8,45,663
Norway	2,136	2,445	1,697	1,803	2,650	12,32,664	11,43,859	6,56,179	5,82,364	8,95,017
Denmark	39	3	6	11	144	31,375	1,484	2,097	2,773	28,693
Poland (including Danzig)	23	1	43	5,076	652	10,165
Germany	47,988	30,858	60,757	51,824	45,014	1,11,84,473	73,20,039	1,31,13,073	98,16,992	91,30,659
Netherlands	3,026	3,841	9,661	5,657	6,656	8,69,175	9,19,811	31,24,520	10,06,019	10,93,102
Belgium	87,675	82,538	115,597	137,365	133,851	1,60,83,962	1,42,87,273	1,79,66,709	1,77,40,870	1,93,24,334
Luxemburg	865	784	2,231	605	2,034	1,47,515	1,07,005	2,32,375	63,429	2,00,570
France	3,254	1,930	9,712	26,660	16,995	5,56,377	3,08,405	12,56,357	30,11,564	18,22,740
Switzerland	6	11	14	..	30	13,760	19,223	7,396	25	4,122
Italy	153	232	119	456	537	31,453	73,552	41,700	67,393	1,22,733
Austria	194	1,139	431	1,603	3,653	42,925	3,26,512	1,47,932	3,06,312	7,56,433
Hungary	7	147	7	1,332	29,131	1,215
Czechoslovakia	116	545	275	125	751	25,455	1,20,552	74,246	26,889	1,45,031
Serb-Croat Slovene State (Jugo-Slavia)	22	4,133
Persia	..	109	65	37	464	30	9,013	3,733	1,753	10,637
Java	689	1	..	2	..	2,92,365	50	90	400	20
China (exclusive of Hong-kong and Macao)	17	2	1	34	5	9,275	465	256
Japan	1,107	3	25	32	23	1,93,537	3,268	5,235	15,095	7,759
Egypt*	..	41	8	2	3,293	1,143	82	130
Portuguese East Africa	2	2	3	4	..	78	1,122	135	710	150
United States of America:—										
Via Atlantic Coast	32,533	18,137	16,339	22,663	23,573	1,30,49,273	72,23,771	69,32,217	81,11,009	94,20,344
" Pacific	358	22	4	4	31	1,02,316	13,159	3,216	1,768	10,932
Other Foreign Countries	13	..	2	4	4	1,530	102	214	1,207	664
TOTAL FOREIGN COUNTRIES	181,743	143,888	219,950	241,884	243,050	4,49,92,653	3,28,06,508	4,33,70,800	4,19,93,333	4,41,03,126
Share of Bengal	194,133	183,194	252,142	309,051	305,313	5,51,99,927	5,39,10,798	6,46,64,007	7,31,64,023	7,44,01,331
" Bombay	164,146	223,279	217,773	205,636	166,179	4,52,27,092	5,52,90,144	5,07,35,113	4,39,13,609	5,16,69,123
" Sind	49,693	48,741	60,973	71,771	63,307	1,17,43,306	1,10,22,297	1,38,43,373	1,49,59,631	1,10,03,030
" Madras	33,133	31,713	42,127	56,339	60,471	96,89,793	97,43,856	1,16,43,524	1,19,37,027	1,09,93,484
" Burma	43,137	38,742	53,698	53,333	54,636	1,24,73,337	1,47,12,636	1,39,32,931	1,63,55,913	1,24,43,520
TOTAL	439,294	535,669	625,713	695,523	625,956	14,13,35,503	14,55,79,429	15,66,30,103	15,39,30,096	14,36,11,113
Lead—										
Unwrought—										
Ore (IL F)—										
United Kingdom	1	4	9	10	5	705	1,441	5,065	6,420	3,073
Belgium	2	1,317
France	..	37	79	230	238	..	16,341	45,080	1,23,936	1,29,355
Italy	..	5	7	2,343	4,060
Italian East Africa (Somaliland and Gritrea)	11	..	2	5,664	..	890
Other Foreign Countries	157	..
TOTAL FOREIGN COUNTRIES	..	42	96	230	242	..	18,689	54,304	1,39,143	1,31,562

* Shown as a Foreign Country from 1922-24.

GENERAL IMPORTS

(336)

No. 13—continued

ARTICLES, AND COUNTRIES OF CONSIGNMENT; ALSO SHARE OF EACH PROVINCE	QUANTITY					VALUE				
	1922-23	1923-24	1924-25	1925-26	1926-27	1922-23	1923-24	1924-25	1925-26	1926-27
Metals and Ores—continued						₹	₹	₹	₹	₹
<i>Lead—continued</i>										
<i>Unwrought—continued</i>	Tons	Tons	Tons	Tons	Tons					
<i>Ore (II. F)—continued</i>										
Share of Bengal	10	14	24	58	..	4,210	7,995	15,992	32,208
" Bombay	4	52	100	76	..	1,944	30,813	62,380	41,108
" Sind	1	32	39	116	113	705	14,479	21,221	67,192	61,221
TOTAL	1	46	105	240	247	705	20,633	59,889	1,45,563	1,34,535
<i>2. Pig (III. L)—</i>	Cwts.	Cwts.	Cwts.	Cwts.	Cwts.					
United Kingdom	4,899	5,008	3,532	1,522	1,993	94,334	1,07,740	86,768	39,751	45,733
Mesopotamia	1,927	144	28	91	9	34,180	1,996	497	1,949	200
Ceylon	983	837	1,522	1,687	1,178	18,270	15,305	23,038	34,947	22,976
Tanganyika Territory	93	1,880
TOTAL BRITISH EMPIRE	7,809	6,082	5,080	3,300	3,180	1,46,734	1,20,921	1,16,303	76,647	68,914
TOTAL FOREIGN COUNTRIES	29	649
<i>Share of Bengal</i>	1,866	3,636	3,067	515	387	32,521	76,797	76,062	13,530	9,876
" Bombay	2,027	667	394	405	149	41,500	14,251	7,338	8,046	3,294
" Sind	997	128	171	31	90	19,337	2,454	3,934	757	3,058
" Madras	2,398	1,648	1,448	2,316	2,654	49,358	33,281	27,419	53,400	53,836
" Burma	181	3	29	33	..	4,018	133	649	914	..
TOTAL	7,809	6,082	5,109	3,300	3,180	1,46,734	1,26,921	1,16,952	76,647	68,914
<i>Other sorts (III. L)—</i>	Cwts.	Cwts.	Cwts.	Cwts.	Cwts.					
United Kingdom	440	82	28	292	198	9,571	2,788	1,302	8,124	4,122
Mesopotamia	44	26	197	1,464	..	492	497	2,345	23,822
Ceylon	21	228	132	159	1,428	870
Other British Possessions	41	43	68	382	950	1,220
TOTAL BRITISH EMPIRE	440	126	116	760	1,862	9,571	3,280	2,340	12,847	30,040
TOTAL FOREIGN COUNTRIES	37	6	38	15	..	651	132	687
<i>Share of Bengal</i>	4	79	15	17	45	90	2,495	512	463	1,290
" Bombay	38	293	1,692	1,393	2,799	27,389
" Sind	44	37	176	120	..	492	296	1,939	1,071
" Madras	35	3	13	..	43	1,070	293	790	..	1,067
" Burma	401	280	..	3,426	7,772	..
TOTAL	440	126	153	766	1,900	9,586	3,280	2,991	12,979	30,737

No. 18—continued

ARTICLES, AND COUNTRIES OF CONSIGNMENT; ALSO SHARE OF EACH PROVINCE	QUANTITY.					VALUE				
	1922-23	1923-24	1924-25	1925-26	1926-27	1922-23	1923-24	1924-25	1925-26	1926-27
						₹	₹	₹	₹	₹
Metals and Ores—continued										
Lead—continued										
Wrought—continued										
Sheets (III. L)—	Cwts.	Cwts.	Cwts.	Cwts.	Cwts.					
United Kingdom	8,304	9,969	5,618	7,845	6,523	2,34,289	2,53,585	1,06,653	2,13,059	1,71,680
Ceylon	209	91	2	6,108	3,036	54	16
Other British Possessions	8	12	29	42	259	487
TOTAL BRITISH EMPIRE	8,307	10,172	5,709	7,859	6,552	2,34,331	2,59,693	1,09,689	2,13,372	1,72,183
Germany	451	495	407	674	69	11,438	12,280	10,057	10,277	1,583
Netherlands	52	45	..	16	..	1,457	1,182	..	493	..
Belgium	3,286	2,309	1,658	2,049	5,895	85,858	50,071	44,836	57,744	1,47,879
Luxemburg	42	1,075
France	15	1,271	337	382	35,002	9,932
TOTAL FOREIGN COUNTRIES	3,789	2,840	2,080	4,010	6,048	98,751	69,533	56,175	1,13,416	1,59,459
Share of Bengal	3,199	6,226	3,753	3,923	5,502	36,707	1,55,377	1,08,354	1,05,907	1,37,129
“ Bombay	4,779	4,871	1,763	4,443	3,953	1,32,443	1,21,107	49,076	1,15,007	93,073
“ Sind	659	291	33	122	194	17,750	5,442	1,121	3,590	5,947
“ Madras	2,912	976	670	1,926	1,996	56,185	27,551	29,376	32,480	59,418
“ Burma	1,456	747	1,565	2,345	950	39,997	19,749	44,748	69,894	31,970
TOTAL	12,090	13,021	7,789	11,869	12,595	3,33,082	3,29,220	2,25,874	3,26,788	3,51,942
Pipes and Tubes (III. L)—										
United Kingdom	3,658	3,023	1,994	2,547	2,233	1,21,334	96,760	64,012	80,568	66,667
Other British Possessions	81	..	112	660	..	1,975
TOTAL BRITISH EMPIRE	3,689	3,023	2,106	2,547	2,233	1,21,994	96,760	65,987	80,568	66,667
Germany	1,182	1,459	329	699	935	27,336	37,735	11,883	22,221	27,814
Netherlands	440	8	39	20	2	12,403	210	1,006	683	181
Belgium	2,210	3,578	2,216	3,701	3,613	60,911	93,276	82,401	1,04,533	97,174
France	324	..	1	109	..	8,115	..	58	2,992
Switzerland	68	1,373
Japan	95	2,697
United States of America—										
Via Atlantic Coast	139	3,055
Other Foreign Countries	28	36	612	980	..
TOTAL FOREIGN COUNTRIES	4,134	5,360	2,612	4,457	4,659	1,07,280	1,39,336	75,492	1,28,425	1,28,071
Share of Bengal	1,316	2,698	1,727	2,795	2,330	49,821	82,631	55,115	22,331	69,433
“ Bombay	5,782	4,983	3,192	3,768	3,244	1,67,889	1,32,665	62,989	1,06,891	85,164
“ Sind	55	60	79	44	239	1,752	1,627	2,919	1,337	7,086
“ Madras	122	122	233	196	310	3,374	6,244	3,695	6,350	9,204
“ Burma	549	454	432	290	719	15,633	12,948	11,990	6,174	29,790
TOTAL	7,823	8,392	4,718	7,004	6,892	2,29,274	2,36,105	1,41,389	2,08,993	1,94,738

GENERAL IMPORTS

(338)

No. 13—continued

ARTICLES, AND COUNTRIES OF CONSIGNMENT; ALSO SHARE OF EACH PROVINCE	QUANTITY					VALUE				
	1922-23	1923-24	1924-25	1925-26	1926-27	1922-23	1923-24	1924-25	1925-26	1926-27
Metals and Ores—continued						R	R	R	R	R
Lead—continued										
Sheets for tea-chests (III. L)—	Cwts.	Cwts.	Cwts.	Cwts.	Cwts.					
United Kingdom	16,054	13,829	13,421	12,013	8,479	5,43,335	4,00,262	5,01,227	4,19,740	2,93,961
Ceylon	3,332	7,751	10,169	3,603	5,322	1,13,667	2,52,011	3,43,994	3,27,507	1,73,597
TOTAL BRITISH EMPIRE	19,386	21,580	23,590	21,616	13,801	6,57,002	6,52,273	8,45,221	7,47,246	4,72,558
Russia: Northern Russia	1,470	37,546
Germany	122	3,571
Belgium	499	..	590	17,938	..	13,300
France	351	8,635
TOTAL FOREIGN COUNTRIES	..	1,470	621	..	941	..	37,546	21,504	..	22,435
Share of Bengal	14,259	16,677	19,589	10,495	7,196	4,78,998	4,33,814	7,10,968	5,67,733	2,62,604
" Bombay	332	..	1,013	7,001	..	34,393
" Madras	6,036	6,263	4,390	6,121	4,799	1,76,430	2,04,104	1,43,766	1,79,624	1,00,430
" Burma	91	105	1,739	2,534	2,301	41,566
TOTAL	19,386	23,050	24,211	21,616	14,742	6,57,002	6,90,719	8,66,725	7,47,246	4,94,993
Other sorts (III. L)—	Cwts.	Cwts.	Cwts.	Cwts.	Cwts.					
United Kingdom	4,207	4,540	4,191	3,665	5,139	1,47,452	1,45,857	1,49,975	1,27,001	1,82,722
Mesopotamia	325	3,168	547	953	409	13,222	34,075	8,191	17,338	7,092
Ceylon	1	152	311	163	15	45	1,219	1,848	2,370	336
Tanganyika Territory	20	59	43	320	1,032	791
Other British Possessions	13	22	57	88	41	263	660	1,205	1,731	743
TOTAL BRITISH EMPIRE	5,046	7,882	5,126	4,886	5,647	1,60,987	1,81,611	1,61,539	1,50,022	1,91,590
Germany	72	73	37	59	232	5,922	2,718	3,548	2,460	17,330
Netherlands	73	53	4,155	5	..	2	4,044
Belgium	5	..	35	184	259	467	..	1,021	4,735	7,110
France	96	960	736	772	1,275	3,475	29,039	23,350	24,067	36,666
Spain	1	21	50	2,916	..
Italy	13	..	1	1,442	..	14
Austria	30	..	1	1,166	..	13
Portuguese East Africa	42	..	134	79	..	616	..	3,676	1,217	..
United States of America— Via Atlantic Coast	11	16	46	95	22	243	730	1,935	3,153	330
Other Foreign Countries	13	..	9	13	643	699	46	576	459
TOTAL FOREIGN COUNTRIES	329	1,062	1,158	1,280	1,920	16,695	33,241	35,136	39,126	66,953
Share of Bengal	1,765	1,961	2,727	1,374	2,365	67,422	70,031	94,031	67,275	1,09,226
" Bombay	3,192	5,440	2,103	2,674	3,451	61,113	32,629	49,314	66,453	36,173
" Sind	1,173	1,112	975	939	641	36,626	36,997	35,363	36,414	23,800
" Madras	33	172	262	331	137	4,209	5,163	10,214	13,473	5,702
" Burma	162	259	317	200	473	3,392	10,032	7,253	6,633	33,352
TOTAL	5,375	8,944	6,284	6,118	7,567	1,77,662	2,14,852	1,96,675	1,89,148	2,53,552
Total Lead (excluding Ore)—	Cwts.	Cwts.	Cwts.	Cwts.	Cwts.					
United Kingdom	37,062	36,451	23,784	27,784	24,565	11,50,295	10,06,301	9,69,947	8,88,252	7,69,390
Mesopotamia	2,732	3,356	640	1,246	1,911	47,962	36,563	9,562	21,632	31,511
Ceylon	4,317	8,943	12,114	11,683	6,647	1,32,032	2,75,543	2,77,075	3,66,806	1,97,795
Tanganyika Territory	93	132	97	88	..	1,330	2,300	1,930	1,601
Other British Possessions	16	22	57	105	64	310	660	1,205	2,092	1,164
TOTAL BRITISH EMPIRE	44,177	48,865	41,727	40,920	33,275	13,30,599	13,21,447	12,60,039	12,80,712	10,01,961

No. 13—continued

ARTICLES, AND COUNTRIES OF CONSIGNMENT; ALSO SHARE OF EACH PROVINCE	QUANTITY					VALUE				
	1922-23	1923-24	1924-25	1925-26	1926-27	1922-23	1923-24	1924-25	1925-26	1926-27
Metals and Ores—continued										
<i>Lead—concluded</i>										
<i>Total Lead (excluding Ore)— continued</i>	Cwts.	Cwts.	Cwts.	Cwts.	Cwts.	R	R	R	R	R
Russia :—										
Northern Russia	1,470	37,546
Germany	1,705	2,027	945	1,432	1,298	64,604	52,733	29,459	73,908	47,327
Netherlands	565	53	39	35	60	18,015	1,397	1,006	1,178	4,225
Belgium	5,501	5,387	4,408	5,084	10,067	1,46,251	1,49,347	1,26,191	1,67,012	2,66,063
Luxemburg	42	1,075
France	95	1,284	801	2,045	2,072	3,475	37,154	22,732	60,042	57,125
Spain	1	127	50	3,846	..
Switzerland	68	1,878
Italy	30	5	1	1,764	117	14
Austria	30	..	1	1,166	..	18
Japan	95	9	..	9	4	3,341	657	10	576	290
Portuguese East Africa	42	..	226	70	33	616	..	4,409	1,217	572
United States of America— Via Atlantic Coast	150	16	46	95	22	3,303	780	1,935	3,153	830
Other Foreign Countries	4	40	..	14	2	42	893	..	294
TOTAL FOREIGN COUNTRIES	8,252	10,750	6,537	9,753	13,001	2,22,741	2,79,656	1,99,517	2,61,099	3,77,613
Share of Bengal	22,198	31,277	29,373	25,625	18,374	7,06,559	3,71,165	10,45,043	3,43,246	3,95,613
" Bombay	14,840	15,966	6,772	11,538	13,607	4,08,946	3,61,542	1,77,840	2,99,106	3,27,410
" Sind	2,335	1,545	1,300	1,363	1,384	75,355	47,012	43,633	43,037	33,368
" Madras	9,886	9,259	7,071	9,040	9,330	2,29,616	2,76,636	3,13,451	2,85,237	2,89,607
" Burma	2,820	1,568	2,243	3,058	3,381	79,055	44,768	64,640	91,197	1,28,134
TOTAL	52,429	59,615	48,264	50,678	46,876	15,53,340	16,01,103	16,49,006	15,61,811	18,79,576
Distillates (XXI. L)—	Lbs.	Lbs.	Lbs.	Lbs.	Lbs.					
United Kingdom	135,943	71,061	58,716	29,704	7,076	3,76,035	1,44,359	1,32,774	61,969	21,479
Straits Settlements (Includ- ing Labuan)	26	34	18	7	40	61	88	40	16	100
Hongkong	11,319	118	3,353	8	..	23,306	243	19,660	399	..
Egypt*	1,875	4,662
TOTAL BRITISH EMPIRE	149,168	71,213	67,072	29,719	7,116	4,09,114	1,45,190	1,52,494	62,384	21,579
Germany	1,902	3,750	6	675	23	4,059	8,240	11	2,087	405
Netherlands	4,500	10	..	8,078	57
France	1,875	3,750	4,005	11,250
Spain	12	..	7,500	1,875	..	15	..	15,525	4,948
Switzerland	11,250	25,100
Italy	110,835	131,205	121,823	214,738	204,720	2,46,346	2,54,162	2,62,476	4,94,930	5,61,564
Austria	12,777	12,305	7,515	6,100	4,925	20,342	26,249	17,152	14,197	12,863
Czechoslovakia	3,750	1,925	7,970	6,006
China (exclusive of Hong- kong and Macao)	2,440	375	389	6,080	937	943
Other Foreign Countries	25	1	27	21	..	115	3	217	617
TOTAL FOREIGN COUNTRIES	144,879	152,672	129,723	229,090	216,349	3,22,912	2,98,396	2,80,590	5,26,917	5,98,309
Share of Bengal	131,035	72,752	22,443	103,409	33,259	3,67,900	1,66,696	1,74,628	2,50,537	2,31,591
" Bombay	144,247	127,945	92,904	114,166	36,639	3,19,139	2,32,226	2,11,967	2,52,063	2,43,104
" Sind	40	425	29	72	90	291	1,163	1,373	335	472
" Madras	16,301	21,933	18,318	22,124	41,532	39,205	51,629	40,410	65,033	1,13,743
" Burma	2,534	330	2,102	5,933	7,939	6,441	1,333	4,509	15,223	26,978
TOTAL	294,047	223,885	196,795	249,809	224,565	7,33,026	4,43,586	4,23,024	5,79,301	6,19,836

*Shown as a Foreign Country from 1923-24.

GENERAL IMPORTS

(340)

No. 13—continued

ARTICLES, AND COUNTRIES OF CONSIGNMENT; ALSO SHARE OF EACH PROVINCE	QUANTITY					VALUE				
	1922-23	1923-24	1924-25	1925-26	1926-27	1922-23	1923-24	1924-25	1925-26	1926-27
Metals and Ores—continued						₹	₹	₹	₹	₹
<i>Solder (III. L)—</i>	Cwts.	Cwts.	Cwts.	Cwts.	Cwts.					
United Kingdom . . .	786	420	760	620	2,786	80,882	37,124	68,400	59,229	3,17,539
Other British Possessions . . .	33	5	1	7	..	992	387	91	605	..
TOTAL BRITISH EMPIRE	766	425	761	627	2,786	37,274	37,511	68,491	59,834	3,17,539
United States of America— Via Atlantic Coast . . .	13	3	1	1	1	1,434	413	180	71	52
Other Foreign Countries	2	2	4	5	..	230	157	432
TOTAL FOREIGN COUNTRIES	13	3	3	3	5	1,439	413	410	228	484
<i>Share of Bengal</i> . . .	573	274	325	142	747	22,161	22,369	30,890	12,432	37,078
.. Bombay . . .	11	17	376	61	247	1,025	2,443	26,517	5,864	26,970
.. Sind . . .	32	7	1	3	107	900	663	371	1,417	12,735
.. Madras . . .	63	30	33	111	229	6,522	7,375	3,844	10,360	26,241
.. Burma . . .	163	60	79	313	1,461	8,215	4,479	7,279	29,489	1,64,999
TOTAL	782	428	764	630	2,791	38,613	37,924	68,901	60,062	3,18,023
Iron—										
<i>Unwrought (blocks, ingots, bars, and slabs) (III. L)—</i>	Cwts.	Cwts.	Cwts.	Cwts.	Cwts.					
United Kingdom . . .	6,049	900	3,016	1,475	1,811	7,55,697	1,44,806	5,30,534	2,68,528	2,58,007
Mesopotamia . . .	223	26,641
Ceylon	2	..	25	11	79	208	63	4,464	1,741
Straits Settlements (including Labuan) . . .	36,441	42,157	48,693	52,904	49,475	45,97,197	60,62,086	79,88,660	92,02,842	98,24,544
Federated Malay States	11	23	1,925	4,242	..
Hongkong	5	..	20	750	..	3,615	..
Nyasaland Protectorate	100	18,135
TOTAL BRITISH EMPIRE	42,713	48,064	51,720	54,447	50,897	53,79,614	62,07,909	85,21,182	94,83,691	95,98,087
Germany	20	..	1	2,500	..	218	..
Belgium	4	16	4	960	3,758	930
Austria	31	5,425	..
Java	84	5,919
Borneo (Dutch)	300	53,221
China (exclusive of Hongkong and Macao) . . .	527	340	62	85	392	63,871	44,164	10,256	16,277	72,959
Japan . . .	51	..	400	38	137	6,120	..	59,121	6,867	35,435
Other Foreign Countries . . .	4	1	1	450	125	158
TOTAL FOREIGN COUNTRIES	582	745	466	171	534	70,441	1,05,929	70,387	32,545	1,09,462
<i>Share of Bengal</i> . . .	28,924	27,187	33,330	34,343	33,904	32,64,160	38,02,506	54,12,655	60,49,961	63,62,674
.. Bombay . . .	10,048	9,973	11,678	12,963	10,326	12,26,612	14,61,145	19,36,626	21,26,032	19,70,962
.. Sind . . .	671	767	1,254	1,249	1,123	94,980	1,22,709	2,17,254	2,42,336	2,17,939
.. Madras . . .	5,371	4,151	3,840	3,591	4,314	6,95,360	6,08,143	6,40,175	6,46,508	8,28,529
.. Burma . . .	1,281	1,731	2,134	3,472	1,764	1,69,353	3,19,330	3,83,309	4,42,399	3,37,424
TOTAL	49,195	43,809	52,186	54,618	51,431	54,50,055	63,13,538	85,91,519	95,16,236	97,07,569

No. 13—continued

ARTICLES, AND COUNTRIES OF CONSIGNMENT; ALSO SHARE OF EACH PROVINCE	QUANTITY					VALUE				
	1922-23	1923-24	1924-25	1925-26	1926-27	1922-23	1923-24	1924-25	1925-26	1926-27
Metals and Ores—continued						R	R	R	R	R
Tin—continued										
Wrought, including plates of sheets, not being tinned iron (III. L)	Cwts.	Cwts.	Cwts.	Cwts.	Cwts.					
United Kingdom	5,063	3,374	470	164	166	1,40,982	1,01,487	38,858	34,608	40,837
Straits Settlements (including Labuan)	150	1,152	22,837	2,12,604	..
Other British Possessions	7	800	30
TOTAL BRITISH EMPIRE	5,070	3,374	620	1,316	166	1,41,782	1,01,517	66,695	2,47,206	40,837
Germany	4	10	18	23	2	1,005	1,092	3,653	2,892	584
Netherlands	12	..	9	3,274	..	2,120
Belgium	16	8	36	63	113	2,747	1,925	8,827	12,118	27,398
Italy	7	2	..	3	..	1,868	543	..	1,111	..
Austria	8	1,766
Japan	10	..	4	..	25	1,285	..	337	..	1,578
United States of America— Far Atlantic Coast	544	137	338	11	..	30,491	9,009	26,434	2,500	16
Other Foreign Countries	1	405
TOTAL FOREIGN COUNTRIES	589	157	409	90	149	39,657	12,569	52,329	18,591	31,686
Share of Bengal	4,516	322	384	32	21	1,09,114	39,472	42,475	2,121	6,229
„ Bombay	124	20	200	1,312	246	21,629	12,844	41,044	2,47,160	69,006
„ Sind	38	12	2	13	13	6,653	1,725	622	1,822	1,267
„ Madras	240	1,728	33	33	19	17,146	39,129	12,631	6,366	4,389
„ Burma	1,241	1,389	360	10	11	36,357	29,210	12,126	2,347	2,129
TOTAL	6,259	3,531	1,029	1,406	315	1,81,409	1,14,026	1,09,024	2,65,637	72,028
Total Tin—	Cwts.	Cwts.	Cwts.	Cwts.	Cwts.					
United Kingdom	11,712	4,274	3,486	1,639	1,477	8,96,649	2,46,353	6,64,302	3,03,320	2,04,004
Mesopotamia	280	27,441
Ceylon	..	2	..	25	11	79	208	68	4,464	1,741
Straits Settlements (including Labuan)	36,441	42,157	48,848	54,056	49,475	45,97,197	60,62,085	30,11,497	34,15,446	32,24,544
Federated Malay States	11	22	1,925	4,242	..
Hongkong	..	5	..	20	780	..	3,615	..
Nyasaland Protectorate	100	16,125
TOTAL BRITISH EMPIRE	48,338	46,438	52,340	55,768	51,063	55,21,566	63,09,426	35,77,877	37,30,987	36,36,424
Germany	4	30	18	24	2	1,005	3,592	3,552	3,080	584
Netherlands	12	..	9	3,274	..	2,120
Belgium	16	8	40	69	117	2,747	1,925	9,287	15,276	28,323
Italy	7	2	..	3	1	1,263	543	..	1,111	166
Austria	8	31	..	1,766	5,425	..
Java	..	84	6,919
Borneo (Dutch)	..	300	62,221
China (exclusive of Hongkong and Macao)	527	340	62	65	322	62,871	44,164	10,256	16,277	72,959
Japan	61	..	404	38	162	7,405	..	69,458	6,367	37,009
United States of America— Far Atlantic Coast	544	137	338	11	..	30,491	9,009	26,434	2,500	16
Other Foreign Countries	4	1	1	450	125	405
TOTAL FOREIGN COUNTRIES	1,171	902	875	261	683	1,10,093	1,18,498	1,22,666	51,136	1,41,161

ARTICLES, AND COUNTRIES OF CONSIGNMENT: ALSO SHARE OF EACH PROVINCE	QUANTITY					VALUE				
	1922-23	1923-24	1924-25	1925-26	1926-27	1922-23	1923-24	1924-25	1925-26	1926-27
						R	R	R	R	R
Metals and Ores—continued										
Tin—continued										
Total Tin—continued	<i>Cwts.</i>	<i>Cwts.</i>	<i>Cwts.</i>	<i>Cwts.</i>	<i>Cwts.</i>	<i>R</i>	<i>R</i>	<i>R</i>	<i>R</i>	<i>R</i>
Share of Bengal	30,440	27,509	33,764	34,375	33,925	38,64,274	38,32,978	54,56,330	60,58,092	63,67,213
“ Bombay	10,172	10,053	11,778	14,276	10,572	12,48,241	14,73,939	19,77,970	23,82,192	20,28,968
“ Sind	709	779	1,256	1,262	1,141	99,743	1,24,434	2,17,943	2,44,219	2,19,256
“ Madras	5,611	5,879	3,923	3,629	4,333	7,12,496	6,67,277	6,52,806	6,52,874	8,33,009
“ Burma	2,522	3,120	2,494	2,482	1,775	2,06,710	3,49,246	3,95,495	4,44,746	3,99,546
TOTAL	49,554	47,340	53,215	56,024	51,746	56,31,464	64,27,924	87,00,543	97,82,123	97,79,592
Zinc or Spelter—										
Unwrought (ILL. L)—	<i>Cwts.</i>	<i>Cwts.</i>	<i>Cwts.</i>	<i>Cwts.</i>	<i>Cwts.</i>	<i>R</i>	<i>R</i>	<i>R</i>	<i>R</i>	<i>R</i>
United Kingdom	45,483	52,279	33,152	17,465	25,315	11,38,667	12,88,878	7,34,768	4,13,234	5,58,000
Ceylon	38	59	84	19	110	935	1,588	853	448	2,666
Straits Settlements (including Labuan)	412	509	..	376	1	6,586	9,479	..	6,730	40
Tanganyika Territory	12	88	..	300	2,100
Canada—										
Via Atlantic Coast	200	5,454	..
Victoria	610	18,021
Australian Commonwealth (Total)	610	18,021
Other British Possessions	17	10	7	425	76	168	..
TOTAL BRITISH EMPIRE	45,933	53,486	33,196	18,067	25,509	11,46,186	13,18,691	7,35,697	4,26,024	5,63,706
Germany	4,080	3,272	2,624	4,812	9,954	1,17,565	84,144	64,125	1,28,506	2,52,001
Netherlands	1,000	101	23,669	2,832	..
Belgium	2,836	766	2,204	7,822	522	73,914	20,857	64,912	1,99,787	13,316
Austria	250	6,050
Japan	3,012	1	499	98,300	15	12,478
Portuguese East Africa	84	1,733
United States of America— Via Atlantic Coast	1,999	200	46,313	4,622
Other Foreign Countries	12	330	5
TOTAL FOREIGN COUNTRIES	9,878	4,034	5,912	14,746	11,425	2,37,779	1,04,816	1,54,489	3,77,738	2,85,472
Share of Bengal	36,762	33,793	14,903	6,508	11,032	10,13,496	8,43,022	3,56,208	1,61,756	2,76,021
“ Bombay	15,820	21,515	20,839	17,986	24,641	3,30,592	5,17,825	4,46,870	4,24,352	5,44,076
“ Sind	402	20	250	201	243	10,451	715	6,527	4,933	6,081
“ Madras	2,314	2,992	1,158	114	1,918	72,258	53,953	29,167	2,671	26,338
“ Burma	6	100	2,160	3,004	..	158	2,942	51,405	2,10,021	..
TOTAL	55,811	57,525	39,108	32,813	36,934	14,33,965	14,23,507	8,90,186	8,03,762	8,52,178
Wrought or manufactured (ILL. L)—	<i>Cwts.</i>	<i>Cwts.</i>	<i>Cwts.</i>	<i>Cwts.</i>	<i>Cwts.</i>	<i>R</i>	<i>R</i>	<i>R</i>	<i>R</i>	<i>R</i>
United Kingdom	12,859	17,742	33,477	35,058	47,406	3,67,187	5,23,422	8,76,075	9,27,566	11,81,401
Mesopotamia	456	..	5	..	10	6,981	..	87	..	167
Ceylon	1	40	60	85	18	37	1,942	1,332	2,366	668
Straits Settlements (including Labuan)	3,040	5,470	1,469	1,004	303	46,947	89,706	26,166	17,526	4,800
Canada—										
Via Pacific Coast	700	1,500	..	22,400	41,210	..
Victoria	500	15,306
Australian Commonwealth (Total)	500	15,306
Other British Possessions	32	3	7	25	47	447	72	145	462	807
TOTAL BRITISH EMPIRE	17,088	23,755	35,013	37,872	47,784	4,43,999	6,30,448	9,08,805	9,89,180	11,87,728

No. 13—continued

ARTICLES, AND COUNTRIES OF CONSIGNMENT; ALSO SHARE OF EACH PROVINCE	QUANTITY					VALUE				
	1922-23	1923-24	1924-25	1925-26	1926-27	1922-23	1923-24	1924-25	1925-26	1926-27
Metals and Ores—continued										
<i>Zinc or Spelter—continued</i>										
Wrought or manufactured (III. L)—continued	Cwts.	Cwts.	Cwts.	Cwts.	Cwts.	R	R	R	R	R
Sweden	690	1,353	414	34,713	46,240	12,879
Norway	170	32	..	5,551	969
Poland (including Dantzig)	242	241	496	6,900	7,419	13,026	..
Germany	6,238	6,764	4,041	5,690	40,770	1,76,935	1,92,400	1,04,275	1,64,761	11,14,525
Netherlands	69	180	85	..	827	2,056	6,316	2,445	..	20,070
Belgium	13,491	22,861	23,262	33,026	38,067	4,17,390	7,16,615	6,26,578	10,73,551	10,73,081
China (exclusive of Hongkong and Macao)	500	86	14,954	2,906
Japan	198	521	93	2,890	6,879	4,962	9,867	3,650	80,039	1,80,209
United States of America— Via Atlantic Coast	1,016	108	2,732	14,260	3,260	23,544	7,049	71,591	3,97,635	96,633
" Pacific "	3,621	1,200	98,805	29,485
Other Foreign Countries	12	1	1	12	24	353	48	76	144	670
TOTAL FOREIGN COUNTRIES	21,024	30,847	31,145	66,787	91,558	6,30,240	9,44,745	8,40,747	13,98,164	25,32,297
<i>Share of Bengal</i>	12,524	24,472	47,955	35,426	102,845	6,29,621	6,26,610	12,26,694	32,77,494	26,47,064
" Bombay	3,476	5,272	3,219	6,600	7,103	1,19,645	1,96,069	1,06,213	1,22,576	3,36,417
" Sind	516	873	916	483	467	26,238	39,734	30,970	18,793	17,945
" Madras	2,296	6,507	3,772	5,371	7,195	68,977	1,97,911	1,05,829	1,59,331	2,16,230
" Burma	13,300	17,478	10,301	7,649	21,932	3,70,748	5,15,969	2,86,747	2,33,090	6,19,389
TOTAL	38,112	54,602	66,163	104,439	139,342	10,74,239	15,75,192	17,44,552	23,77,234	37,30,085
<i>Other sorts (III. L)—</i>	Cwts.	Cwts.	Cwts.	Cwts.	Cwts.					
United Kingdom	123	69	137	143	275	4,152	895	2,913	4,129	20,366
Aden and Dependencies	15	104	160	174	94	235	1,670	2,823	3,525	1,475
Mesopotamia	69	375	407	325	194	1,082	7,311	5,771	4,511	2,920
Zanzibar and Pemba	18	110	56	59	34	236	2,019	974	1,023	697
Kenya Colony	149	34	2,650	552
Tanganyika Territory	65	31	72	102	..	1,395	576	1,340	1,624
Other British Possessions	35	49	25	4	3	527	865	546	73	66
TOTAL BRITISH EMPIRE	265	772	816	926	736	6,261	14,045	13,608	17,455	37,550
Germany	3	45	3	109	1,601	3,230
Netherlands	100	2,720
Belgium	168	25	325	105	442	4,672	810	9,766	2,141	12,470
Portuguese East Africa	1	83	10	1,551	..
Other Foreign Countries	48	22	33	12	21	1,088	249	555	148	381
TOTAL FOREIGN COUNTRIES	319	92	359	206	467	6,589	2,660	10,331	4,840	16,031
<i>Share of Bengal</i>	2	31
" Bombay	134	738	583	904	488	3,921	15,392	10,392	20,238	9,389
" Sind	87	126	239	227	178	1,209	1,428	2,271	2,007	1,078
" Madras	36	1	4	..	1	1,969	15	220	..	36
" Burma	277	..	349	..	594	7,751	..	10,551	..	43,047
TOTAL	594	864	1,175	1,131	1,202	14,850	16,795	22,934	22,295	53,581
Total Zinc or Spelter—	Cwts.	Cwts.	Cwts.	Cwts.	Cwts.					
United Kingdom	53,470	70,090	66,766	52,666	72,996	15,10,006	18,13,185	16,13,756	13,44,023	17,70,157
Mesopotamia	525	392	412	325	204	3,043	7,736	5,858	4,511	3,967
Aden and Dependencies	15	107	170	199	94	235	1,742	2,899	3,937	1,675
Ceylon	45	103	99	104	123	1,090	3,583	2,420	2,809	3,219
Straits Settlements (including Labuan)	3,452	5,979	1,469	1,380	305	52,523	99,185	26,166	24,256	4,376
Zanzibar and Pemba	24	110	56	59	513	502	2,019	974	1,023	936

GENERAL IMPORTS

ARTICLES, AND COUNTRIES OF CONSIGNMENT; ALSO SHALE OF EACH PROVINCE	QUANTITY					VALUE				
	1922-23	1923-24	1924-25	1925-26	1926-27	1922-23	1923-24	1924-25	1925-26	1926-27
Metals and Ores—continued										
<i>Zinc or Spelter—continued</i>										
<i>Total Zinc or Spelter—</i>	<i>Cwts.</i>	<i>Cwts.</i>	<i>Cwts.</i>	<i>Cwts.</i>	<i>Cwts.</i>	<i>R</i>	<i>R</i>	<i>R</i>	<i>R</i>	<i>R</i>
Tanganyika Territory	77	36	72	215	..	1,595	674	1,340	4,432
Kenya Colony	140	34	2,850	552
Canada—										
<i>’s Atlantic Coast</i>	200	5,454	..
<i>“ Pacific “</i>	700	1,500	..	22,400	41,210	..
Western Australia	2	20
Victoria	1,110	33,327
<i>Australian Commonwealth (Total)</i>	2	1,110	20	33,327
Other British Possessions	43	45	23	11	2	617	812	353	236	50
TOTAL BRITISH EMPIRE	68,286	78,013	69,030	56,665	74,029	15,96,446	19,63,184	16,53,105	14,82,609	17,88,984
Sweden	690	1,353	414	24,713	46,249	12,879
Norway	176	32	..	5,551	939
Poland	242	241	498	9,990	7,419	13,026	..
Germany	10,271	10,081	6,665	10,502	50,736	2,94,609	2,78,154	1,66,400	2,93,267	13,70,056
Netherlands	169	180	1,036	101	827	4,776	6,216	28,114	2,532	20,070
Belgium	16,495	23,652	25,791	45,953	39,023	4,95,976	7,38,082	7,01,256	12,76,429	19,99,467
Austria	250	5	..	6,050
China (exclusive of Hong-kong and Macao).	500	86	14,954	2,906
Japan	3,210	322	93	2,630	7,378	1,01,262	9,882	3,818	89,939	1,92,692
Portuguese East Africa	21	1	85	88	..	223	48	1,793	1,551	..
<i>U. S. of America—</i>										
<i>’s Atlantic Coast</i>	1,034	113	2,744	16,290	3,469	29,233	7,099	71,741	4,33,673	1,01,445
<i>“ Pacific “</i>	1	3,521	1,200	10	98,895	29,435
Other Foreign Countries	21	17	16	34	36	474	199	298	617	611
TOTAL FOREIGN COUNTRIES	31,221	34,978	37,416	81,713	103,450	9,26,606	10,52,221	10,05,567	22,70,732	28,36,800
<i>Share of Bengal</i>	<i>55,393</i>	<i>53,263</i>	<i>63,853</i>	<i>91,944</i>	<i>113,679</i>	<i>15,92,137</i>	<i>14,63,532</i>	<i>16,91,302</i>	<i>24,39,279</i>	<i>39,33,169</i>
<i>“ Bombay “</i>	<i>19,430</i>	<i>27,525</i>	<i>24,441</i>	<i>24,490</i>	<i>32,232</i>	<i>4,54,133</i>	<i>7,29,156</i>	<i>5,64,033</i>	<i>6,33,216</i>	<i>7,80,431</i>
<i>“ Sind “</i>	<i>1,005</i>	<i>1,013</i>	<i>1,403</i>	<i>911</i>	<i>323</i>	<i>36,393</i>	<i>41,377</i>	<i>39,763</i>	<i>25,733</i>	<i>23,194</i>
<i>“ Madras “</i>	<i>5,146</i>	<i>3,607</i>	<i>4,932</i>	<i>5,335</i>	<i>3,214</i>	<i>1,59,204</i>	<i>2,56,879</i>	<i>1,35,316</i>	<i>1,62,002</i>	<i>3,35,654</i>
<i>“ Burma “</i>	<i>13,533</i>	<i>17,573</i>	<i>13,310</i>	<i>15,653</i>	<i>22,526</i>	<i>3,78,667</i>	<i>5,13,911</i>	<i>3,27,703</i>	<i>4,43,111</i>	<i>6,81,376</i>
TOTAL	94,507	112,991	106,446	133,383	177,479	25,23,054	30,15,405	26,58,672	37,03,341	46,25,784
Metals, unenumerated (XXX. L)—	Cwts.	Cwts.	Cwts.	Cwts.	Cwts.					
United Kingdom	7,371	7,127	13,949	9,509	21,145	3,30,033	3,93,107	7,36,562	9,24,943	12,23,292
Mesopotamia	1	97	2	4	49	230	2,050	37	101	260
Ceylon	3	12	10,203	223	..
Straits Settlements (including Labuan).	1	45	523	420	..	686	1,509	20,853
Hongkong	1	302	1,400	305	597	572	11,410
Mauritius and Dependencies	140	9	2,52,000	16,700
Other British Possessions	3	3	..	115	45	153	473	..	750
TOTAL BRITISH EMPIRE	7,373	7,367	13,966	9,571	22,034	3,32,173	6,52,615	7,65,258	9,27,358	12,56,465
Sweden	162	9,900	101
Norway	2,012	33,598
Germany	36	224	537	340	732	33,072	74,943	41,739	23,384	56,430
Belgium	546	233	200	306	112	13,550	3,069	6,229	1,597	1,590
Switzerland	20	56	3,190	2,335
Italy	4	3	..	5	24	175	1,368	..	970	2,781
Austria	4	2	3,460	581
China (exclusive of Hong-kong and Macao)	100	1	1,102	2,321	1,033	42,166
Japan	64	73	26	49	326	32,305	27,245	5,140	3,222	51,292
Italian East Africa (Somaliland and Eritrea)	55	170	1,052	2,369
<i>United States of America—</i>										
<i>’s Atlantic Coast</i>	497	10	5,513	4,143	6,046	24,936	1,539	2,35,984	1,59,963	2,29,656
Other Foreign Countries	9	..	29	2	3	222	..	1,030	1,336	413
TOTAL FOREIGN COUNTRIES	1,331	2,393	6,333	4,851	8,901	1,16,123	1,63,305	2,90,354	1,91,465	3,36,653

No. 18—continued

ARTICLES, AND COUNTRIES OF CONSIGNMENT; ALSO SHARE OF EACH PROVINCE	QUANTITY					VALUE				
	1922-23	1923-24	1924-25	1925-26	1926-27	1922-23	1923-24	1924-25	1925-26	1926-27
	Cwts.	Cwts.	Cwts.	Cwts.	Cwts.	R	R	R	R	R
Metals and Ores—continued										
<i>Metals, unenumerated (III. L)—continued</i>										
Share of Bengal	4,353	5,746	11,212	3,713	21,009	2,30,233	4,31,965	7,15,966	4,37,954	2,92,217
" Bombay	2,045	2,432	2,832	3,601	5,170	1,74,398	2,31,715	1,55,531	1,95,419	3,51,673
" Sind	70	156	18	32	261	3,338	9,648	2,353	4,442	2,000
" Madras	1,313	1,599	1,953	1,811	2,140	62,794	66,343	57,517	65,956	33,131
" Burma	470	329	1,258	1,210	2,295	26,923	26,549	94,310	91,022	1,45,203
TOTAL	8,754	10,263	20,328	10,422	20,925	4,96,301	8,16,320	10,56,313	8,18,823	16,43,123
<i>Ores, unenumerated (III. F)—</i>										
United Kingdom	Tons 9	Tons ..	Tons 1	Tons 1	Tons ..	2,507	145	1,735	1,140	50
Other British Possessions	133	41
TOTAL BRITISH EMPIRE	9	..	1	1	..	2,507	145	1,735	1,203	94
Germany	10	..	304	1,700
Belgium	75	5,731
Other Foreign Countries	1	1	606	705	..
TOTAL FOREIGN COUNTRIES	75	1	1	10	..	6,035	606	705	1,700
Share of Bengal	8	75	1,923	5,731	34
" Bombay	2	1	10	3,430	1,370	1,700
" Madras	145	..	3	10
" Burma	1	1	..	674	304	..	695	..
TOTAL	9	75	2	2	10	2,597	6,180	2,430	1,968	1,800
Total Metals (excluding Ores)—	Tons	Tons	Tons	Tons	Tons					
United Kingdom	392,370	456,143	453,663	511,264	424,193	14,86,24,185	14,90,71,199	14,44,71,007	14,53,08,150	12,17,18,747
Gibraltar	2	..	2,230	120	68	808	360
Aden and Dependencies	96	45	190	80	31	1,22,270	20,704	76,535	14,101	17,067
Mesopotamia	1,239	2,780	604	435	613	5,01,223	6,49,460	2,10,113	3,741	2,35,231
Bahrain Islands	3	4	3	6	2	2,105	2,217	2,110	1,08,195	1,302
Maldives	2	..	2	2,233	219	937	..
Ceylon	712	1,023	1,564	1,025	1,198	2,05,133	3,55,734	4,01,349	4,00,500	2,73,003
Straits Settlements (including Labuan)	2,351	2,566	2,905	3,155	2,903	43,49,367	62,69,010	62,51,096	90,60,571	95,52,611
Federated Malay States	136	1	1	4	255	12,493	1,025	4,342	156
Hongkong	22	7	117	230	193	53,251	25,052	99,342	1,67,226	1,41,333
Egypt†	3	5,230
Natal	30	1	21	..	16	20,222	1,329	17,342	25	7,742
Zanzibar and Pemba	6	12	13	22	15	2,732	5,693	7,394	7,997	3,147
Kenya Colony	167	90	2	326	12	18,258	7,640	1,374	1,01,308	7,473
Somaland Protectorate	2	1,340
Tanganyika Territory	73	22	63	32	36	3,720	13,118	43,343	17,967	10,345
Nyasaland Protectorate	5	18,135
Anglo-Egyptian Sudan	3	2	1	4	2	2,972	1,981	1,335	4,014	1,489
Mauritius and Dependencies	11	7	34	73	25	869	2,52,000	2,25,227	1,76,260	12,063
Canada—										
Vid Atlantic Coast	183	151	140	120	143	79,376	72,219	77,936	61,621	67,530
" Pacific "	41	75	19	27,633	41,310	1,010
Western Australia	15	2,639
South Australia (including Northern Territory)	26	237	33	30	..	33,312	4,45,703	44,343	35,759	22
Victoria	56	3	..	33,277	..	161	2,532
New South Wales	175	493	355	35	239	2,54,112	5,53,245	4,96,456	65,022	2,71,632
Queensland	923
Australian Commonwealth (Total)	216	336	393	115	292	2,95,113	11,37,330	6,32,337	1,31,332	2,74,236
Other British Possessions	10	3	1,366	300
TOTAL BRITISH EMPIRE	397,536	463,327	469,771	517,542	429,313	14,98,23,394	15,04,93,537	15,44,73,335	15,83,54,947	13,23,05,235
Russia—										
Northern Russia	97	56,636	30
Southern "	40,924
Finland	35	30	36	65	..	20,101	49,373	56,205	11,770
Estonia	16	11	..	17	..	16,051	7,113	..	15,92,424
Sweden	2,432	2,913	4,230	4,663	2,500	13,33,097	13,50,111	13,03,977	13,34,261	9,59,292
Norway	2,142	2,561	1,903	2,051	2,376	12,35,235	11,26,245	7,52,170	6,62,594	30,033
Denmark	152	23	44	65	145	70,519	15,134	56,532	41,223	..

† Shown as a Foreign Country from 1923-24.

ARTICLES, AND COUNTRIES OF CONSIGNMENT; ALSO SHARE OF EACH PROVINCE	QUANTITY					VALUE				
	1922-23	1923-24	1924-25	1925-26	1926-27	1922-23	1923-24	1924-25	1925-26	1926-27
	Tons	Tons	Tons	Tons	Tons	₹	₹	₹	₹	₹
Metals and Ores—continued										
<i>Total Metals (excluding Ores)—continued</i>										
Poland (including Dantzic)	..	12	35	26	43	..	0,990	12,495	13,678	10,165
Germany	98,928	73,200	109,755	87,844	105,527	3,06,53,903	2,75,89,430	4,28,71,595	3,26,79,627	3,79,44,590
Netherlands	4,269	7,727	10,654	6,562	7,823	12,67,281	15,69,678	26,32,077	14,11,248	12,79,803
Belgium	230,256	218,845	275,963	233,103	261,634	3,88,77,220	3,51,41,342	3,99,00,628	3,17,69,043	3,58,13,612
Luxemburg	7,241	7,783	16,232	10,531	20,323	10,27,181	10,91,930	19,08,487	10,11,248	18,79,362
France	7,641	5,054	16,228	46,759	34,192	14,94,405	11,42,388	23,91,939	68,85,445	46,12,396
Spain	25	..	1	10	1	34,554	15	1,985	20,337	4,948
Switzerland	895	805	385	244	197	21,18,173	14,75,035	6,49,642	5,39,950	3,33,661
Italy	1,780	933	708	1,122	1,599	25,05,662	13,25,786	3,65,456	14,45,118	17,99,275
Austria	247	1,418	576	2,670	4,005	2,11,398	4,94,982	3,09,480	9,01,244	11,72,788
Hungary	7	148	7	1,832	29,181	1,215
Czechoslovakia	1,592	780	325	129	753	2,92,160	1,64,238	39,726	35,161	1,56,302
Serb-Croat Slovene State (Jugo-Slavia)	22	4,135
Turkey, Asiatic	1	1,076
Maskat Territory and Trucial Oman	5	2	2	4	2	3,454	454	437	860	862
Other Native States in Arabia	38	5	9	4	15	16,338	3,718	5,567	3,080	9,473
Persia	8	109	81	46	509	5,118	9,085	13,379	6,319	36,079
Java	689	5	..	21	..	2,93,470	6,099	184	12,444	163
Borneo (Dutch)	15	1,101	53,241	..	60	35
Celebes and other Islands in the Pacific	3	2,250	..
China (exclusive of Hong-kong and Macao)	39	30	27	40	85	80,478	52,889	35,610	47,085	1,24,441
Japan	2,391	520	1,044	3,866	3,764	19,30,158	7,34,344	12,70,629	38,61,231	36,57,731
Egypt †	42	11	3	1	..	3,729	3,628	1,470	818
Portuguese East Africa	9	6	54	46	12	3,288	4,853	28,098	35,015	6,232
Italian East Africa (Somaliland and Eritree)	88	13	1	..	1	1,76,862	5,356	393	80	120
United States of America—										
Via Atlantic Coast	41,460	20,882	21,347	27,676	31,868	1,88,06,905	1,09,89,859	1,28,31,486	1,37,74,265	1,42,56,972
" Pacific "	858	221	4	180	91	1,04,199	2,44,944	3,256	1,00,725	49,367
Other Foreign Countries	2	1	1	3	434	967	879	792	857
TOTAL FOREIGN COUNTRIES	403,735	344,114	459,795	427,908	779,349	10,30,92,613	8,47,49,642	10,85,92,689	9,71,81,304	10,57,89,834
Share of Bengal										
.. Bombay	238,449	272,241	351,602	394,063	392,830	9,15,55,255	8,52,27,787	10,15,21,703	10,57,05,643	10,69,27,142
.. Sind	237,738	337,776	325,795	293,716	254,975	9,36,30,372	9,84,71,435	9,72,80,648	8,47,91,523	7,04,85,549
.. Madras	83,032	70,090	87,462	98,295	85,561	1,90,35,514	1,64,86,950	1,91,01,749	2,01,59,236	1,68,33,551
.. Burma	30,214	73,524	81,043	99,621	97,116	2,58,57,387	2,42,12,380	2,43,52,122	2,35,26,342	2,46,84,415
.. Burma	64,828	54,310	73,659	68,750	78,630	2,28,25,969	1,88,70,677	2,02,39,796	1,93,52,307	2,05,24,421
TOTAL	801,271	807,941	929,565	945,450	909,162	25,29,15,007	24,32,46,229	28,30,66,024	25,35,35,651	23,81,55,069
Total Ores—										
United Kingdom	Tons 38	Tons 8	Tons 14	Tons 14	Tons 7	3,271	3,360	7,500	8,262	4,332
Federated Malay States	21,208	4,27,195
Other British Possessions	68	277	71
TOTAL BRITISH EMPIRE	38	24,306	14	14	7	3,271	4,30,555	7,568	8,539	4,403
Germany	1	11	2,092	3,394
Netherlands	150	52	995	4,053	..	11,462	3,125	58,765	2,12,507
Belgium	56	..	2	3,334	..	1,317
France	37	78	230	238	..	16,341	45,030	1,38,986	1,29,555

† Shown as a Foreign Country from 1923-24.

ARTICLES, AND COUNTRIES OF CONSIGNMENT; ALSO HARE OF EACH PROVINCE	QUANTITY					VALUE				
	1922-23	1923-24	1924-25	1925-26	1926-27	1922-23	1923-24	1924-25	1925-26	1926-27
	Tons	Tons	Tons	Tons	Tons	R	R	R	R	R
Metals and Ores—concluded										
<i>Total Ores—continued</i>										
Italy	5	7	2,348	4,060
Persia	13	1,850
Italian East Africa (Somal- land and Eritrea)	11	..	2	5,064	130	800
United States of America— Vid Atlantic Coast	55
Other Foreign Countries	3	1	304	784	732	..
TOTAL FOREIGN COUNTRIES	13	192	207	1,227	4,306	1,850	30,455	62,193	2,00,705	3,47,465
<i>Share of Bengal</i>	<i>21</i>	<i>24,462</i>	<i>126</i>	<i>27</i>	<i>58</i>	<i>3,780</i>	<i>4,44,053</i>	<i>15,134</i>	<i>16,523</i>	<i>32,422</i>
“ Bombay	4	58	102	39	..	1,944	32,255	66,066	45,703
“ Sind	1	32	39	116	113	705	14,564	21,221	67,192	61,221
“ Madras	53	145	..	3	10
“ Burma	29	906	4,053	6,178	304	..	59,460	2,12,507
TOTAL	51	24,498	221	1,241	4,313	10,721	4,01,010	60,870	2,00,244	3,51,808
Total Metals and Ores	Tons	Tons	Tons	Tons	Tons	25,20,25,728	24,37,09,330	26,31,35,694	25,37,44,895	23,85,06,937
801,322	832,439	929,787	946,691	913,475						
Mica—										
<i>In blocks (I.L. B)—</i>										
United Kingdom	Cwts. 1,179	Cwts. 2,602	Cwts. 1,221	Cwts. 4,129	Cwts. 678	1,03,839	2,19,370	1,26,523	5,15,294	1,31,328
Germany	69	171	162	20,562	18,126	19,451
France	244	124	70	18,317	150	4,583
Italy	871	30,017
United States of America— Vid Atlantic Coast	720	139	22	..	43	69,642	37,309	5,242	..	7,719
TOTAL FOREIGN COUNTRIES	726	1,010	335	295	265	69,642	67,226	44,121	18,276	31,758
<i>Share of Bengal</i>	<i>1,677</i>	<i>3,612</i>	<i>1,516</i>	<i>4,402</i>	<i>933</i>	<i>1,67,339</i>	<i>2,35,099</i>	<i>1,66,504</i>	<i>5,29,735</i>	<i>1,63,081</i>
“ Madras	222	..	49	22	..	6,142	..	4,140	3,785	..
“ Burma	1,497
TOTAL	1,899	3,612	1,566	4,424	938	1,73,481	2,36,596	1,70,644	5,33,570	1,63,081
<i>In splittings (I.L. B)—</i>										
United Kingdom	Cwts. ..	Cwts. 50	Cwts. 12	Cwts. 50	Cwts. 80	1,675	3,529	6,238	7,350	16,627
Other British Possessions	..	7	14	610	340
TOTAL BRITISH EMPIRE	..	57	26	50	80	1,675	9,189	6,578	7,350	16,627
Germany	227	..	11	6,365	..	748	..
Belgium	12	2,569
France	38	2,300
Italy	8	6,382
Japan	43	1	..	24	10	10,667	38	..	372	155
United States of America— Vid Atlantic Coast	12	..	1	58	111	2,744	..	910	16,765	29,915
TOTAL FOREIGN COUNTRIES	55	228	69	93	121	13,431	6,403	18,161	17,680	21,070
<i>Share of Bengal</i>	<i>12</i>	<i>242</i>	<i>70</i>	<i>109</i>	<i>190</i>	<i>2,744</i>	<i>11,405</i>	<i>16,430</i>	<i>22,400</i>	<i>33,027</i>
“ Bombay	1	5	1	310	799	420
“ Sind	397
“ Madras	43	42	14	3	..	10,667	4,099	340	1,106	..
“ Burma	1	..	26	10	1,675	38	..	740	2,123
TOTAL	55	285	85	143	201	15,106	15,543	19,739	25,239	36,597
Total Mica—	Cwts.	Cwts.	Cwts.	Cwts.	Cwts.	1,05,514	2,27,899	1,32,761	5,22,653	1,46,855
United Kingdom	1,179	2,652	1,233	4,179	758					
Other British Possessions	..	7	14	610	340
TOTAL BRITISH EMPIRE	1,179	2,659	1,247	4,179	758	1,05,514	2,28,509	1,33,101	5,22,653	1,46,855
Germany	227	69	182	152	..	6,365	20,562	18,859	19,451
Belgium	12	2,569
France	38	124	70	21,317	150	4,583
Italy	871	8	30,017	6,382
Japan	43	1	..	24	10	10,667	38	..	372	155
United States of America— Vid Atlantic Coast	732	139	23	58	154	72,386	37,209	6,152	16,765	28,634
TOTAL FOREIGN COUNTRIES	775	1,238	394	388	306	83,073	73,629	57,282	36,156	52,823
<i>Share of Bengal</i>	<i>1,639</i>	<i>3,854</i>	<i>1,585</i>	<i>4,511</i>	<i>1,123</i>	<i>1,70,933</i>	<i>2,26,594</i>	<i>1,34,993</i>	<i>5,52,234</i>	<i>1,96,708</i>
“ Bombay	1	5	1	310	799	420
“ Sind	397
“ Madras	265	42	14	3	..	10,667	4,099	340	1,106	..
“ Burma	1	..	26	10	1,675	38	..	740	2,123
TOTAL	1,954	3,897	1,641	4,567	1,139	1,88,537	3,02,126	1,90,333	5,58,209	1,99,678

GENERAL IMPORTS

(348)

No. 13—continued

ARTICLES, AND COUNTRIES OF CONSIGNMENT; ALSO SHARE OF EACH PROVINCE	QUANTITY					VALUE				
	1922-23	1923-24	1924-25	1925-26	1926-27	1922-23	1923-24	1924-25	1925-26	1926-27
Oils—										
<i>Animal—</i>										
<i>Fish oil (II. G)—</i>										
United Kingdom	5,192	4,308	9,723	9,155	76,834	13,254	12,002	24,275	22,500	1,40,576
Other British Possessions	18	10	40	476	29	164
TOTAL BRITISH EMPIRE	5,210	4,318	9,723	9,155	76,874	13,730	12,031	24,275	22,500	1,40,740
Japan	1	14,932	5	16,983
Other Foreign Countries	14	38	..	358	..	20	70	..	790	..
TOTAL FOREIGN COUNTRIES	15	38	..	358	14,932	25	70	..	790	16,983
Share of Bengal	4,291	3,983	6,961	3,274	99,434	10,574	7,990	16,645	19,624	1,54,864
" Bombay	22	20	3,392	323	332	330	25	6,274	958	344
" Sind	510	500	1,461	1,753
" Madras	588	881	10	100	..	1,889	2,911	40	304	..
" Burma	254	468	360	300	540	971	1,775	1,316	1,012	792
TOTAL	5,225	4,351	9,723	9,513	91,808	18,755	12,701	24,275	23,859	1,57,748
<i>Other kinds (II. G)—</i>										
United Kingdom	8,118	2,515	6,409	15,866	10,400	33,122	8,229	15,557	53,369	25,650
Ceylon	9	180
TOTAL BRITISH EMPIRE	8,127	2,515	6,409	15,866	10,400	33,302	8,229	15,557	53,369	25,650
TOTAL FOREIGN COUNTRIES	464	480	124	57	38	951	914	561	170	28
Share of Bengal	961	577	683	3,201	6,612	2,176	1,484	2,599	25,346	13,538
" Bombay	6,824	2,298	5,402	7,541	3,630	28,708	6,695	11,776	27,434	31,173
" Sind	58	53	34	141	133	617	366	246	637	634
" Madras	713	89	414	..	63	2,440	133	1,497	..	133
" Burma	35	50	..	40	..	312	485	..	131	..
TOTAL	8,591	2,995	6,533	15,923	10,438	34,253	9,148	16,118	53,548	25,678
<i>Total Animal Oils—</i>										
United Kingdom	13,310	6,813	16,132	25,021	87,234	46,376	20,831	39,832	75,938	1,66,226
Other British Possessions	27	10	40	656	29	184
TOTAL BRITISH EMPIRE	13,337	6,823	16,132	25,021	87,274	47,032	20,860	39,832	75,938	1,66,410
Japan	1	480	14,932	5	914	10,983
Other Foreign Countries	478	38	124	415	38	971	70	561	960	28
TOTAL FOREIGN COUNTRIES	479	518	124	415	14,970	976	984	561	960	17,011
Share of Bengal	5,252	3,559	7,644	16,475	97,046	12,750	9,474	19,244	44,970	1,67,332
" Bombay	6,916	2,313	7,794	7,564	3,983	29,038	6,650	13,050	23,392	18,917
" Sind	58	53	34	657	633	617	366	246	2,098	2,587
" Madras	1,301	903	424	100	63	4,320	3,092	1,537	304	133
" Burma	289	518	360	340	510	1,283	2,360	1,316	1,143	792
TOTAL	13,316	7,346	16,256	25,436	102,244	48,008	21,844	40,393	76,997	1,83,421

No. 13—continued

ARTICLES, AND COUNTRIES OF CONSIGNMENT, ALSO SHARE OF EACH PROVINCE	QUANTITY					VALUE				
	1922-23	1923-24	1924-25	1925-26	1926-27	1922-23	1923-24	1924-25	1925-26	1926-27
						R	R	R	R	R
<i>Oils—continued</i>										
<i>Essential—</i>										
<i>Synthetic (II.G)—</i>	<i>Gals.</i>	<i>Gals.</i>	<i>Gals.</i>	<i>Gals.</i>	<i>Gals.</i>					
United Kingdom	449	215	66	110	62	14,588	17,797	3,579	3,321	2,945
Other British Possessions	2	2	..	37	..	570	120	..	990	..
TOTAL BRITISH EMPIRE	451	217	66	147	62	15,158	17,917	3,579	4,311	2,945
Germany	341	1,170	2,404	372	1,170	3,185	42,825	50,023	15,502	40,390
Netherlands	203	713	813	492	685	2,404	42,252	24,706	23,319	26,462
France	708	461	1,720	296	437	46,945	43,352	58,967	16,060	20,968
Switzerland	96	154	100	98	54	15,208	12,761	10,049	9,756	5,475
Italy	23	1,350	..
Other Foreign Countries	6	47	3	12	..	804	2,087	472
TOTAL FOREIGN COUNTRIES	1,348	2,498	5,043	1,328	2,354	79,754	1,42,190	1,44,549	68,543	94,157
<i>Share of Bengal</i>	24	45	51	1,389	4,430	3,071
“ <i>Bombay</i>	1,690	2,577	4,982	1,250	2,062	90,709	1,42,791	1,40,353	69,717	80,039
“ <i>Sind</i>	39	120	111	163	330	2,796	2,837	2,083	2,796	3,434
“ <i>Madras</i>	10	13	7	54	..	2,908	2,375	379	1,335
“ <i>Burma</i>	20	3	4	4	29	1,497	5,521	1,698	391	1,233
TOTAL	1,799	2,715	5,114	1,475	2,416	94,912	1,60,107	1,48,128	77,763	97,162
<i>Natural—</i>										
<i>Almond (II. G)—</i>										
<i>TOTAL BRITISH EMPIRE</i>	<i>Gals.</i>	<i>Gals.</i>	<i>Gals.</i>	<i>Gals.</i>	<i>Gals.</i>					
TOTAL BRITISH EMPIRE	9	14	23	63	13	305	431	406	611	315
TOTAL FOREIGN COUNTRIES	37	15	2	6	3	713	305	40	73	62
<i>Share of Bengal</i>	1	16
“ <i>Bombay</i>	4	15	..	1	5	390	322	10	15	110
“ <i>Sind</i>	40	1	3	6	..	539	48	68	103	34
“ <i>Madras</i>	3	10	21	11	..	393	180	606	243
“ <i>Burma</i>	1	5	12	41	..	58	64	179	159	..
TOTAL	46	29	25	69	16	1,023	736	446	883	377
<i>Bergamot (II.G)—</i>										
<i>TOTAL BRITISH EMPIRE</i>	<i>Gals.</i>	<i>Gals.</i>	<i>Gals.</i>	<i>Gals.</i>	<i>Gals.</i>					
United Kingdom	10	6	8	2	4	1,502	491	1,032	173	156
Straits Settlements (in- cluding Labuan)	36	1,141	..
TOTAL BRITISH EMPIRE	10	6	8	38	4	1,502	491	1,032	1,314	156
Germany	23	7	11	1,004	350
Netherlands	5	26	12	22	16	376	2,158	1,223	2,478	1,917
Java	7	1,362	..
Other Foreign Countries	5	8	1	3	2	411	770	109	387	42
TOTAL FOREIGN COUNTRIES	10	34	13	55	25	787	2,928	1,342	5,231	2,318
<i>Share of Bengal</i>	4	6	6	21	6	372	396	513	1,073	247
“ <i>Bombay</i>	10	7	..	46	10	1,269	520	..	2,576	430
“ <i>Sind</i>	1	15	..	2	..	62	1,143	11	204	..
“ <i>Madras</i>	1	..	45	..	50	111
“ <i>Burma</i>	5	12	15	24	12	792	1,311	1,852	2,042	1,636
TOTAL	20	40	21	93	29	2,366	3,425	2,381	6,545	2,474

GENERAL IMPORTS

(350)

No. 18—continued

ARTICLES, AND COUNTRIES OF CONSIGNMENT; ALSO SHARE OF EACH PROVINCE	QUANTITY					VALUE				
	1922-23	1923-24	1924-25	1925-26	1926-27	1922-23	1923-24	1924-25	1925-26	1926-27
Oils—continued										
Essential—continued										
Natural—continued										
Cajuputi (H.G.)—	Gals.	Gals.	Gals.	Gals.	Gals.	R	R	R	R	R
United Kingdom	17	14	75	47	31	633	474	1,428	1,011	563
Straits Settlements (including Labuan)	622	1,306	682	986	1,357	9,376	18,866	12,221	22,871	29,168
Other British Possessions	5	56	2	50	500	45	..
TOTAL BRITISH EMPIRE	639	1,325	764	1,035	1,388	10,009	18,890	14,149	23,927	30,031
Java	3	6	49	61	139	1,057
Japan	243	..	225	154	..	1,938	..	3,175	5,590
Celebes and other Islands	72	42	807	1,125	..
Other Foreign Countries	14	5	9	11	23	369	128	243	207	513
TOTAL FOREIGN COUNTRIES	14	248	84	284	226	369	2,066	1,201	4,646	7,165
Share of Bengal	2	649	143	202	219	48	4,144	2,911	4,134	6,283
.. Bombay	301	533	314	223	429	5,715	10,278	5,850	3,620	10,260
.. Sind	3	8	18	61	186	450
.. Madras	1	269	42	25	4,468	591
.. Burma	350	394	387	617	906	4,615	6,534	6,503	16,165	19,612
TOTAL	653	1,576	843	1,319	1,614	10,378	20,956	15,850	28,573	37,196
Gamphor (H.G.)—	Gals.	Gals.	Gals.	Gals.	Gals.					
United Kingdom	324	6	23	1,042	36	13	..
Other British Possessions	84	266
TOTAL BRITISH EMPIRE	..	324	90	23	1,042	302	13	..
Netherlands	30	1,444
China (exclusive of Hongkong and Macao)	433	397	1,120	529	601	1,410	1,318	3,748	2,369	2,655
Japan	12,603	5,342	10,420	9,404	10,986	49,436	18,270	27,790	24,267	28,064
Other Foreign Countries	212	124	1,239	935	..
TOTAL FOREIGN COUNTRIES	13,036	5,739	11,782	10,117	11,687	50,846	19,588	34,221	27,571	30,719
Share of Bengal	6,589	4,100	9,103	6,707	8,373	21,346	13,523	22,604	16,234	21,155
.. Bombay	6,447	1,202	1,532	2,301	2,613	29,500	4,607	6,237	8,607	6,909
.. Madras	701	1,206	609	601	..	2,500	4,066	2,743	2,556
.. Burma	32	23	..	1,566
TOTAL	13,036	6,063	11,872	10,117	11,687	50,869	20,630	34,523	27,584	30,719
Oloves (H.G.)—	Gals.	Gals.	Gals.	Gals.	Gals.					
United Kingdom	31	12	17	29	21	1,395	704	1,027	1,403	907
Hongkong	12	4	676	240
TOTAL BRITISH EMPIRE	43	16	17	29	21	2,571	944	1,027	1,403	907
Netherlands	21	57	23	62	..	1,268	3,376	1,138	4,275
Other Foreign Countries	6	1	12	26	10	355	116	588	763	421
TOTAL FOREIGN COUNTRIES	6	22	69	49	102	355	1,384	3,964	1,901	4,696
Share of Bengal	3	..	4	12	1	167	..	179	239	47
.. Bombay	5	25	9	15	13	238	1,519	361	526	530
.. Sind	4
.. Madras	8	12	12	16	..	467	715	616	732
.. Burma	41	5	61	39	93	2,521	342	3,736	1,923	4,330
TOTAL	49	38	86	78	123	2,926	2,323	4,991	3,354	5,693
DM (H.G.)—	Gals.	Gals.	Gals.	Gals.	Gals.					
TOTAL BRITISH EMPIRE	1	..	115	365	..	1,334
TOTAL FOREIGN COUNTRIES	1	58	242
Share of Bombay	1	1	365	242
.. Burma	115	1,334	58	..
TOTAL	1	..	115	..	1	365	..	1,334	58	242

No. 13—continued

ARTICLES, AND COUNTRIES OF CONSIGNMENT; ALSO SHARE OF EACH PROVINCE	QUANTITY					VALUE				
	1922-23	1923-24	1924-25	1925-26	1926-27	1922-23	1923-24	1924-25	1925-26	1926-27
Oils—continued										
<i>Essential—continued</i>										
<i>Natural—continued</i>										
Eucalyptus (H.G.)—	Gals.	Gals.	Gals.	Gals.	Gals.	R	R	R	R	R
United Kingdom	522	547	978	500	361	13,176	11,485	22,047	12,487	22,000
Western Australia	14	450	..
South Australia (including Northern Territory)	26	54	34	..	35	1,015	1,633	1,110	..	1,114
Victoria	297	1,457	223	222	264	4,981	11,105	3,234	3,212	3,036
Tasmania	10	284
New South Wales	28	58	51	52	47	1,023	715	640	561	516
<i>Australian Commonwealth (Total)</i>	<i>351</i>	<i>1,569</i>	<i>323</i>	<i>322</i>	<i>346</i>	<i>7,013</i>	<i>13,543</i>	<i>5,268</i>	<i>4,223</i>	<i>4,666</i>
Other British Possessions	32	..	57	7	48	415	..	645	220	626
TOTAL BRITISH EMPIRE	905	2,116	1,358	705	1,255	20,609	25,033	27,960	10,930	23,192
Netherlands	39	158	31	12	..	521	1,761	842	212
France	42	84	12	24	..	631	1,272	104	258
Other Foreign Countries	27	64	46	34	32	486	940	461	394	325
TOTAL FOREIGN COUNTRIES	27	145	288	77	68	486	2,093	2,494	1,140	795
<i>Share of Bengal</i>	<i>276</i>	<i>191</i>	<i>477</i>	<i>214</i>	<i>205</i>	<i>5,524</i>	<i>3,021</i>	<i>8,290</i>	<i>3,512</i>	<i>3,446</i>
<i>" Bombay</i>	<i>464</i>	<i>588</i>	<i>384</i>	<i>316</i>	<i>734</i>	<i>12,305</i>	<i>12,023</i>	<i>13,719</i>	<i>9,298</i>	<i>20,337</i>
<i>" Sind</i>	<i>58</i>	<i>6</i>	<i>82</i>	<i>11</i>	<i>11</i>	<i>1,040</i>	<i>278</i>	<i>1,324</i>	<i>305</i>	<i>193</i>
<i>" Madras</i>	<i>..</i>	<i>..</i>	<i>8</i>	<i>..</i>	<i>..</i>	<i>..</i>	<i>..</i>	<i>136</i>	<i>161</i>	<i>..</i>
<i>" Burma</i>	<i>134</i>	<i>1,476</i>	<i>165</i>	<i>331</i>	<i>373</i>	<i>2,026</i>	<i>11,723</i>	<i>2,975</i>	<i>4,942</i>	<i>4,511</i>
TOTAL	932	2,261	1,646	872	1,323	21,095	27,125	31,454	18,070	28,087
Lavender (H.G.)—	Gals.	Gals.	Gals.	Gals.	Gals.					
United Kingdom	20	..	4	5	5	1,572	147	547	260	422
Netherlands	6	19	5	15	8	493	2,337	1,160	2,080	694
France	57	175	1	19	..	6,163	12,302	35	2,312	..
Other Foreign Countries	6	9	8	3	..	654	618	404	251
TOTAL FOREIGN COUNTRIES	63	200	15	42	11	6,656	15,333	1,813	4,886	945
<i>Share of Bengal</i>	<i>47</i>	<i>12</i>	<i>7</i>	<i>37</i>	<i>3</i>	<i>5,200</i>	<i>1,181</i>	<i>692</i>	<i>3,193</i>	<i>251</i>
<i>" Bombay</i>	<i>34</i>	<i>180</i>	<i>4</i>	<i>3</i>	<i>10</i>	<i>2,906</i>	<i>12,798</i>	<i>180</i>	<i>407</i>	<i>921</i>
<i>" Madras</i>	<i>..</i>	<i>..</i>	<i>1</i>	<i>..</i>	<i>..</i>	<i>..</i>	<i>..</i>	<i>35</i>	<i>9</i>	<i>..</i>
<i>" Burma</i>	<i>2</i>	<i>3</i>	<i>7</i>	<i>7</i>	<i>3</i>	<i>122</i>	<i>1,553</i>	<i>1,553</i>	<i>1,030</i>	<i>130</i>
TOTAL	83	200	19	47	16	8,228	16,530	2,360	6,145	1,207
Lemon (H.G.)—	Gals.	Gals.	Gals.	Gals.	Gals.					
United Kingdom	1,074	1,183	953	1,116	1,034	35,184	33,296	28,110	35,017	43,733
Mesopotamia	3	70	..
TOTAL BRITISH EMPIRE	1,074	1,183	953	1,119	1,034	35,184	33,296	28,110	35,087	43,732
Germany	11	18	93	58	12	478	373	1,546	930	895
Netherlands	37	82	19	3	..	1,003	1,543	407	166
Italy	478	134	386	56	..	13,090	2,885	9,704	1,546	..
Other Foreign Countries	37	12	11	32	11	1,107	332	423	662	339
TOTAL FOREIGN COUNTRIES	626	201	577	165	26	15,275	5,643	18,226	3,745	899
<i>Share of Bengal</i>	<i>66</i>	<i>181</i>	<i>125</i>	<i>66</i>	<i>47</i>	<i>2,004</i>	<i>3,130</i>	<i>3,125</i>	<i>1,683</i>	<i>2,300</i>
<i>" Bombay</i>	<i>478</i>	<i>643</i>	<i>459</i>	<i>423</i>	<i>343</i>	<i>15,323</i>	<i>17,430</i>	<i>13,394</i>	<i>14,768</i>	<i>16,006</i>
<i>" Sind</i>	<i>935</i>	<i>391</i>	<i>745</i>	<i>530</i>	<i>523</i>	<i>22,253</i>	<i>11,313</i>	<i>17,903</i>	<i>14,315</i>	<i>13,266</i>
<i>" Madras</i>	<i>..</i>	<i>111</i>	<i>101</i>	<i>134</i>	<i>123</i>	<i>..</i>	<i>2,933</i>	<i>2,620</i>	<i>6,130</i>	<i>7,274</i>
<i>" Burma</i>	<i>121</i>	<i>103</i>	<i>100</i>	<i>32</i>	<i>14</i>	<i>4,379</i>	<i>3,619</i>	<i>3,739</i>	<i>1,536</i>	<i>989</i>
TOTAL	1,600	1,384	1,530	1,284	1,060	50,459	38,939	41,336	38,822	44,631
Otto Rose (H.G.)—	Gals.	Gals.	Gals.	Gals.	Gals.					
United Kingdom	2	1	2	622	543	1,037	408	662
Hongkong	28	..
TOTAL BRITISH EMPIRE	2	1	2	622	543	1,037	436	662
France	8	29	4	4	..	1,213	3,550	453	395	..
Other Foreign Countries	3	1	1	2	..	244	234	100	260
TOTAL FOREIGN COUNTRIES	8	32	5	5	2	1,213	3,794	787	495	260
<i>Share of Bengal</i>	<i>..</i>	<i>9</i>	<i>..</i>	<i>3</i>	<i>..</i>	<i>..</i>	<i>564</i>	<i>..</i>	<i>233</i>	<i>70</i>
<i>" Bombay</i>	<i>3</i>	<i>18</i>	<i>5</i>	<i>3</i>	<i>3</i>	<i>1,799</i>	<i>2,759</i>	<i>323</i>	<i>365</i>	<i>669</i>
<i>" Madras</i>	<i>..</i>	<i>5</i>	<i>2</i>	<i>..</i>	<i>1</i>	<i>..</i>	<i>339</i>	<i>545</i>	<i>30</i>	<i>162</i>
<i>" Burma</i>	<i>..</i>	<i>..</i>	<i>..</i>	<i>..</i>	<i>..</i>	<i>36</i>	<i>130</i>	<i>456</i>	<i>253</i>	<i>30</i>
TOTAL	8	32	7	6	4	1,835	4,342	1,824	931	931

GENERAL IMPORTS

(352)

No. 13—continued

ARTICLES, AND COUNTRIES OF CONSIGNMENT; ALSO SHARE OF EACH PROVINCE	QUANTITY					VALUE				
	1922-23	1923-24	1924-25	1925-26	1926-27	1922-23	1923-24	1924-25	1925-26	1926-27
Oils—continued						R	R	R	R	R
<i>Essential—continued</i>										
<i>Natural—concluded</i>										
Peppermint (II. G)—	Gals.	Gals.	Gals.	Gals.	Gals.					
United Kingdom	16	154	54	30	163	887	13,493	6,070	2,580	14,740
Straits Settlements (including Labuan)	71	10	40	..	37	6,770
Hongkong	112	356	69	165	254	3,030	8,354	2,412	9,415	6,409
Other British Possessions	7	383
TOTAL BRITISH EMPIRE	128	510	123	195	495	3,927	21,887	8,482	12,032	23,302
Germany	43	59	124	2,035	3,965	9,442
Netherlands	2	18	87	35	..	273	1,575	8,111	2,577
France	25	50	99	79	..	1,269	5,039	5,008	4,177
China (exclusive of Hong- kong and Macao)	37	14	15	15	87	918	270	399	933	5,705
Japan	919	559	639	956	1,041	43,624	29,330	65,676	97,383	81,247
United States of America—										
Via Atlantic Coast	12	8	14	7	21	1,218	1,041	2,520	2,378	5,060
Other Foreign Countries	7	504	..
TOTAL FOREIGN COUNTRIES	938	603	829	1,232	1,387	50,760	32,686	77,244	1,18,232	1,08,209
Share of Bengal	136	374	94	268	330	6,679	9,426	6,270	13,880	31,739
.. Bombay	693	177	417	641	834	33,539	16,179	39,800	63,912	70,346
.. Sind	14	17	26	6	..	1,718	2,291	1,001	461
.. Madras	209	213	127	216	..	14,427	13,397	14,737	14,467
.. Burma	217	344	206	305	306	9,469	13,325	13,468	31,734	13,955
TOTAL	1,096	1,118	952	1,427	1,832	64,687	54,575	85,726	1,30,314	1,30,511
Other sorts (II. G)—	Gals.	Gals.	Gals.	Gals.	Gals.					
United Kingdom	2,609	2,767	5,144	5,235	3,522	1,18,203	1,47,419	1,35,286	1,40,313	1,53,890
Ceylon	3,074	1,423	2,937	4,097	3,754	45,449	27,133	53,997	75,033	53,937
Straits Settlements (including Labuan)	6	..	627	335	773	13	3	9,496	4,955	14,334
Hongkong	2,036	2,705	3,474	6,931	2,233	22,512	51,727	39,146	47,561	45,176
Egypt*	104	1,640
Seychelles	59	..	1	1	..	1,394	..	6	2
Other British Possessions	11	3	31	52	267	332
TOTAL BRITISH EMPIRE	7,950	6,955	12,232	16,600	10,344	1,87,369	2,27,998	2,42,125	2,73,368	2,73,271
Germany	787	1,231	1,423	3,043	3,030	1,03,979	1,11,117	1,12,017	1,70,750	2,13,424
Netherlands	808	2,417	1,203	1,343	1,333	13,201	67,597	53,247	37,035	77,663
Belgium	41	57	10	122	..	3,323	3,343	536	5,673
France	1,403	2,733	2,753	2,319	2,571	95,896	1,74,233	1,29,114	1,16,479	1,33,673
Switzerland	19	135	35	43	50	6,566	13,103	3,905	5,730	2,663
Italy	107	353	324	530	393	9,199	19,394	15,495	43,291	43,316
China (exclusive of Hongkong and Macao)	1,153	325	127	736	226	10,246	9,692	2,534	13,622	3,993
Japan	332	34	252	107	724	2,973	3,343	2,727	2,377	29,313
United States of America—										
Via Atlantic Coast	17	319	403	592	37	2,273	20,072	13,376	3,511	1,165
.. Pacific	10	..	40	113	..	35
Other Foreign Countries	4	2	..	6	..	134	157	..	190
TOTAL FOREIGN COUNTRIES	4,636	7,697	6,679	15,203	3,992	2,49,461	4,27,559	3,36,555	4,43,423	5,15,903
Share of Bengal	3,934	3,437	3,633	17,795	12,333	2,64,393	4,10,607	3,31,049	5,11,039	5,42,393
.. Bombay	3,303	4,600	4,120	3,321	4,137	1,32,293	1,33,552	1,11,773	1,15,106	1,33,326
.. Sind	367	199	350	307	423	11,115	10,023	4,373	6,121	7,313
.. Madras	1,494	765	671	903	1,931	23,493	29,997	26,944	36,357	63,779
.. Burma	936	542	5,037	9,576	1,437	15,032	21,673	50,533	43,592	49,959
TOTAL	12,586	14,652	18,911	31,807	19,336	4,37,330	6,55,557	5,73,680	7,17,236	7,59,179

* Shown as a Foreign Country from 1923-24.

No. 13—continued

ARTICLES, AND COUNTRIES OF CONSIGNMENT; ALSO SHARE OF EACH PROVINCE	QUANTITY					VALUE				
	1922-23	1923-24	1924-25	1925-26	1926-27	1922-23	1923-24	1924-25	1925-26	1926-27
Oils—continued										
<i>Essential—continued</i>	<i>Gals.</i>	<i>Gals.</i>	<i>Gals.</i>	<i>Gals.</i>	<i>Gals.</i>	<i>₹</i>	<i>₹</i>	<i>₹</i>	<i>₹</i>	<i>₹</i>
Total Essential Oils—										
United Kingdom	4,758	5,226	7,334	7,138	5,718	1,89,051	2,27,327	2,00,805	2,08,006	2,40,222
Ceylon	8,075	1,426	3,042	4,097	3,806	45,464	27,128	53,597	75,033	54,954
Straits Settlements (including Labuan)	661	1,309	1,358	1,412	2,201	10,364	18,409	22,439	29,123	51,122
Hongkong	2,210	3,070	3,588	7,137	2,520	24,218	60,371	41,700	53,144	51,627
Egypt†	164	—	—	—	—	1,640	—	—	—	—
Seychelles	59	..	1	1,394	..	6	2
Western Australia	14	450	..
South Australia (including Northern Territory).	26	62	34	..	35	1,015	1,905	1,110	..	1,114
Victoria	297	1,457	283	222	206	4,931	11,195	4,323	3,212	3,868
Tasmania	10	284
New South Wales	28	58	101	52	47	1,022	715	1,375	501	516
<i>Australian Commonwealth (Total)</i>	<i>351</i>	<i>1,577</i>	<i>433</i>	<i>283</i>	<i>373</i>	<i>7,028</i>	<i>12,815</i>	<i>4,992</i>	<i>4,223</i>	<i>4,893</i>
Other British Possessions	11	2	..	3	..	57	120	..	70	..
TOTAL BRITISH EMPIRE	11,230	12,669	15,755	20,126	14,623	2,79,612	3,42,624	3,30,591	3,75,300	4,09,025
Germany	1,172	2,546	4,069	9,527	4,890	1,13,604	1,57,425	1,67,857	1,93,443	2,70,742
Netherlands	1,087	3,258	2,329	2,544	2,695	29,890	1,16,349	90,238	1,24,901	1,14,323
Belgium	41	63	26	130	..	3,823	4,652	2,084	6,150
France	2,198	3,515	4,736	2,933	3,139	1,51,039	2,37,698	1,94,637	1,43,737	1,59,798
Switzerland	115	292	185	141	104	21,774	31,094	13,954	15,486	8,138
Italy	583	492	710	659	393	23,199	23,279	25,199	46,106	43,316
Java	1	3	13	55	..	85	78	1,501	1,137
Celebes and other Islands	72	42	397	1,125	..
China (exclusive of Hongkong and Macao)	1,623	736	1,362	1,233	914	12,850	11,220	6,731	17,036	12,233
Japan	13,854	6,223	11,361	10,791	12,906	1,01,038	58,331	96,193	1,23,201	1,44,270
United States of America—										
Via Atlantic Coast	29	327	417	600	58	3,508	21,113	15,395	6,006	6,225
" Pacific "	10	..	40	118	..	85
Other Foreign Countries	3	82	1	99	525	250	..
TOTAL FOREIGN COUNTRIES	20,679	17,439	25,391	23,563	24,734	4,56,680	6,55,020	6,18,442	6,50,043	7,06,334
<i>Share of Bengal</i>	<i>13,108</i>	<i>13,959</i>	<i>13,665</i>	<i>23,359</i>	<i>21,673</i>	<i>3,05,749</i>	<i>4,45,301</i>	<i>4,27,437</i>	<i>5,05,341</i>	<i>6,10,168</i>
" Bombay	<i>12,941</i>	<i>10,630</i>	<i>12,706</i>	<i>9,043</i>	<i>11,269</i>	<i>3,21,530</i>	<i>4,05,994</i>	<i>3,37,962</i>	<i>2,33,975</i>	<i>3,49,764</i>
" Sind	<i>1,490</i>	<i>746</i>	<i>1,311</i>	<i>1,103</i>	<i>1,206</i>	<i>43,825</i>	<i>26,786</i>	<i>33,129</i>	<i>25,571</i>	<i>30,635</i>
" Madras	<i>1,494</i>	<i>1,377</i>	<i>2,243</i>	<i>2,137</i>	<i>2,096</i>	<i>23,438</i>	<i>44,424</i>	<i>56,433</i>	<i>66,140</i>	<i>93,339</i>
" Burma	<i>1,378</i>	<i>2,396</i>	<i>6,221</i>	<i>11,033</i>	<i>3,263</i>	<i>41,890</i>	<i>71,266</i>	<i>95,077</i>	<i>1,09,431</i>	<i>91,523</i>
TOTAL	31,909	30,103	41,146	43,694	39,407	7,36,492	10,04,250	9,49,033	10,55,343	11,75,499
Mineral—										
<i>Fuel oils (H. G.)—</i>	<i>Gals.</i>	<i>Gals.</i>	<i>Gals.</i>	<i>Gals.</i>	<i>Gals.</i>					
United Kingdom	76,409	..	5,000	97	79,404	7,245	..	340	26	14,573
Aden and Dependencies	99,342	19,550
Mesopotamia	1,356,848	443	3,47,240	65
Ceylon	200	..	500	156	..	195
Straits Settlements (including Labuan)	5,137,306	3,504,146	1,103,066	2,243,702	4,263,461	20,62,435	11,41,323	4,34,573	6,94,045	12,09,506
British Borneo	977,532	6,032,426	4,342,179	11,075,201	11,064,347	4,46,393	13,12,059	15,33,764	39,23,741	36,26,536
TOTAL BRITISH EMPIRE	7,593,345	9,537,020	5,951,345	13,319,000	15,523,567	23,64,119	29,53,446	20,19,377	46,17,812	48,70,166
Persia	50,917,216	60,102,368	77,669,973	72,097,630	66,647,373	1,04,26,002	1,15,44,707	1,50,92,289	1,45,97,449	1,31,62,337
Borneo (Dutch)	4,031,673	10,755,013	6,424,678	7,538,715	3,407,959	12,01,472	30,36,235	13,52,134	19,22,653	15,43,169
Egypt†	—	64,711	..	49,555	16,900	..	13,000	..
United States of America— Via Atlantic Coast	123,311	13,519
TOTAL FOREIGN COUNTRIES	54,948,894	70,923,092	84,222,962	79,635,900	75,055,337	1,16,27,474	1,46,00,992	1,64,32,942	1,65,32,107	1,47,26,006

† Shows as a Foreign Country from 1923-24.

ARTICLES, AND COUNTRIES OF CONSIGNMENT; ALSO SHARE OF EACH PROVINCE	QUANTITY					VALUE				
	1922-23	1923-24	1924-25	1925-26	1926-27	1922-23	1923-24	1924-25	1925-26	1926-27
Oils—continued										
Mineral—continued										
Fuel oils (II. G)—continued	Gals.	Gals.	Gals.	Gals.	Gals.	Rs.	Rs.	Rs.	Rs.	Rs.
Share of Bengal	4,174,823	4,386,913	6,046,362	6,591,636	7,441,691	11,73,132	11,67,279	13,80,333	16,36,040	15,54,630
" Bombay	40,275,885	52,516,179	60,168,952	51,740,711	45,003,305	32,69,660	1,05,43,959	1,14,33,885	1,14,96,776	1,02,82,759
" Sind	2,340,233	5,313,333	4,605,557	7,271,389	7,004,573	3,91,925	16,67,807	14,60,318	23,02,653	20,78,799
" Madras	6,355,180	6,718,844	7,308,121	8,995,771	10,401,511	18,76,961	16,34,167	22,93,329	24,72,551	27,57,203
" Burma	9,901,266	12,524,233	13,145,815	19,005,493	20,731,324	21,79,215	25,42,026	19,10,754	32,43,900	29,21,789
TOTAL	62,547,239	80,460,112	90,174,307	93,804,900	90,582,894	1,44,91,593	1,75,54,438	1,84,52,319	2,11,50,919	1,95,96,171
Kerosene (in bulk) (II. G)—	Gals.	Gals.	Gals.	Gals.	Gals.					
United Kingdom	—	500	—	—	83	—	1,160	—	—	64
Aden and Dependencies	4	—	—	—	—	3	—	—	—	—
Straits Settlements (including Labuan)	956,346	1,803,767	—	4,227,776	2,513,080	4,38,345	10,49,004	—	23,92,508	16,42,773
British Borneo	2,321,030	—	2,324,513	7,342,997	—	13,08,278	—	11,93,605	37,53,937	—
Egypt	2,001,206	—	—	—	—	15,03,054	—	—	—	—
TOTAL BRITISH EMPIRE	5,365,636	1,804,267	2,324,513	11,570,773	2,513,163	32,39,690	10,50,164	11,93,605	61,46,496	16,42,837
Russia—										
Northern Russia	—	—	—	—	—	—	—	—	—	—
Southern Russia	—	2,003,529	—	—	—	—	10,33,068	—	—	—
Georgia	—	6,012,868	5,323,023	4,310,642	—	—	35,75,868	33,32,174	24,26,941	—
Sumatra	469,626	1,678,770	—	1,503,815	58,474	2,12,346	8,65,615	—	9,33,714	40,201
Borneo (Dutch)	4,900,897	10,237,472	8,716,039	3,934,654	5,007,254	25,32,229	54,58,735	45,49,803	20,46,073	23,96,921
Celebes and other Islands in the Pacific	—	—	—	—	48,940	—	—	—	—	39,321
Egypt	—	—	1,385,489	809,489	—	—	—	10,93,855	6,07,117	—
United States of America—										
Via Atlantic Coast	34,421,997	28,067,643	45,189,944	51,028,044	39,625,854	2,26,57,308	1,78,03,033	3,01,57,729	3,35,66,409	2,56,80,360
" Pacific	—	11,858,420	5,223,329	—	11,138,554	—	70,16,581	34,51,866	—	70,82,639
Other Foreign Countries	—	37	—	—	—	—	48	—	—	—
TOTAL FOREIGN COUNTRIES	39,301,520	59,889,784	65,847,624	61,666,644	65,874,076	2,54,01,833	3,57,52,943	4,26,36,427	3,96,80,254	3,57,39,942
Share of Bengal	18,922,152	28,535,210	32,373,554	33,205,693	25,443,109	1,14,39,995	1,55,42,467	1,33,44,122	1,65,33,975	1,53,32,717
" Bombay	15,010,704	15,939,746	15,333,713	19,737,636	13,496,044	30,24,030	95,33,603	1,14,39,912	1,19,58,504	33,04,907
" Sind	7,239,236	3,801,591	10,139,644	14,084,355	9,727,325	47,50,748	57,76,045	72,35,694	97,54,797	68,10,407
" Madras	4,493,664	3,316,452	3,320,421	11,069,733	9,715,761	34,26,799	59,00,997	63,14,404	74,24,473	69,34,743
TOTAL	45,670,156	61,693,001	68,172,337	73,157,417	58,337,239	2,36,41,563	3,68,03,112	4,39,34,032	4,57,26,749	3,78,32,779
Kerosene (in tins) (II. G)—	Gals.	Gals.	Gals.	Gals.	Gals.					
United Kingdom	75	633	120	3,361	—	165	1,602	60	3,767	—
Aden and Dependencies	—	—	—	—	7,855	—	—	—	—	6,559
Straits Settlements (including Labuan)	4	3,292	1,310	491,257	180,653	3	3,735	735	4,60,460	1,26,823
British Borneo	—	—	—	24,343	—	—	—	—	22,440	—
Other British Possessions	95	220	64	—	5	85	223	60	—	5
TOTAL BRITISH EMPIRE	175	4,145	1,494	519,436	183,513	253	5,565	855	4,86,667	1,33,387
Sumatra	—	—	—	169,299	333,345	—	—	—	1,24,217	2,74,769
Borneo (Dutch)	6,435	—	—	154,477	319,331	14,556	—	—	1,17,366	2,62,773
Celebes and other Islands	—	663,201	—	—	—	—	4,17,626	—	—	—
United States of America—										
Via Atlantic Coast	4,635,599	5,589,309	3,806,039	5,220,964	4,320,964	51,33,575	69,37,622	39,15,323	52,22,157	49,15,355
Other Foreign Countries	154	4	—	—	—	219	6	—	—	—
TOTAL FOREIGN COUNTRIES	4,642,183	7,257,514	3,806,039	5,544,740	5,474,140	51,43,850	73,55,254	39,15,323	54,63,740	54,52,807
Share of Bengal	703,730	1,355,474	368,693	1,525,592	1,343,690	9,37,732	21,36,137	4,02,391	17,23,323	13,63,357
" Bombay	408,763	1,567,194	329,903	452,699	227,441	4,89,769	13,62,862	3,61,923	4,60,330	2,22,024
" Sind	530,217	858,411	770,196	635,762	1,153,939	6,08,749	9,65,140	3,62,761	7,17,669	11,16,331
" Madras	2,036,153	1,630,532	1,743,331	1,891,369	3,070,373	22,81,916	17,63,554	17,65,660	17,03,679	15,66,336
" Burma	903,510	1,300,042	594,600	1,503,304	571,710	3,30,447	11,03,033	5,34,431	13,46,331	5,16,624
TOTAL	4,642,363	7,261,659	3,907,523	6,044,226	5,662,653	51,43,603	73,60,319	39,16,673	59,50,407	55,85,234

* Shown as a Foreign Country from 1923-24.

No. 13—continued

ARTICLES, AND COUNTRIES OF CONSIGNMENT; ALSO SHARE OF EACH PROVINCE	QUANTITY					VALUE				
	1922-23	1923-24	1924-25	1925-26	1926-27	1922-23	1923-24	1924-25	1925-26	1926-27
<i>Oils—continued</i>										
<i>Mineral—continued</i>										
Total Kerosene—										
United Kingdom	75	1,133	120	3,331	83	165	2,762	60	3,767	64
Aden and Dependencies	4	7,855	3	6,559
Straits Settlements (including Labuan)	956,350	1,807,059	1,310	4,719,033	2,691,733	4,53,848	10,52,739	735	28,52,065	17,69,506
British Borneo	2,821,080	..	2,824,512	7,367,845	..	13,08,378	..	11,98,605	37,76,427	..
Egypt*	2,091,206	15,03,054
Other British Possessions	90	220	64	..	5	85	229	60	..	5
TOTAL BRITISH EMPIRE	5,868,811	1,808,412	2,324,007	12,090,259	2,701,676	32,39,933	10,55,729	11,09,460	66,32,162	17,76,224
Russia—										
Northern Russia	1,134,817	5,85,140	..
Southern Russia	2,008,529	10,33,068
Georgia	6,012,863	5,323,023	3,175,825	35,75,868	33,22,174	18,41,801	..
Sumatra	468,726	1,678,770	..	1,073,114	391,819	2,12,441	8,65,615	..	10,67,931	2,14,070
Borneo (Dutch)	4,907,332	10,267,472	8,716,032	4,089,131	5,327,035	25,46,785	54,58,728	45,49,803	21,62,429	31,59,894
Celebes and other Islands	668,201	43,940	..	4,17,626	39,821
Egypt*	1,335,489	309,489	10,92,855	6,07,117	..
United States of America—										
Via Atlantic Coast	39,037,598	34,656,952	43,996,038	56,249,008	44,446,812	2,77,80,833	2,47,40,655	3,40,73,552	3,37,33,560	3,05,02,715
.. Pacific	11,858,420	5,223,329	..	11,138,554	..	70,16,581	34,51,866	..	79,42,000
Other Foreign Countries	54	41	124	54
TOTAL FOREIGN COUNTRIES	44,443,708	67,146,248	69,653,918	67,131,334	61,343,216	3,05,50,233	4,31,08,202	4,65,31,250	4,50,43,064	4,11,02,630
Share of Bengal	19,656,923	30,440,634	33,242,253	29,791,236	27,091,799	1,23,77,117	1,76,73,654	1,92,47,013	1,33,11,393	1,71,96,074
.. Bombay	15,419,407	17,556,940	17,183,638	20,190,335	13,713,435	96,13,799	1,09,76,468	1,13,00,940	1,24,19,324	85,37,931
.. Sind	7,769,453	9,660,002	19,309,340	14,770,117	10,331,264	33,39,497	67,41,225	30,33,323	1,04,73,466	79,37,338
.. Madras	5,534,217	9,993,986	10,064,303	12,961,602	11,736,534	37,03,706	76,64,551	30,79,064	91,27,153	33,01,146
.. Burma	903,510	1,300,048	694,900	1,308,204	571,710	8,30,447	11,03,036	5,34,231	13,46,861	6,16,624
TOTAL	50,812,519	68,954,660	71,979,920	79,221,043	64,049,592	3,97,90,166	4,41,68,021	4,77,50,710	5,10,77,150	4,29,00,063
Lubricating oils—										
Batching oils (II. G)—										
United Kingdom	78,168	365,233	342,554	135,803	5,507	35,204	3,67,132	3,28,306	1,27,572	5,302
Straits Settlements (including Labuan)	7,314	13,836	667	6,030	1,560	394	7,363	377	3,477	1,638
TOTAL BRITISH EMPIRE	79,432	379,119	343,221	141,833	7,127	37,098	3,75,000	3,28,683	1,31,049	6,940
Germany	21,269	20,013	10,029	15,891
Belgium	2,772	1,904
Borneo (Dutch)	2,520,005	3,224,636	2,929,225	4,143,355	7,785,300	14,50,670	16,12,342	14,04,612	20,71,923	33,92,992
Japan	42	30
United States of America—										
Via Atlantic Coast	6,667,500	4,666,309	7,100,653	5,859,579	4,407,941	32,34,792	20,02,474	35,37,725	30,17,158	23,04,030
.. Pacific	1,009,171	10,54,766
TOTAL FOREIGN COUNTRIES	9,137,505	7,290,995	10,029,978	10,024,203	14,125,739	46,35,462	36,14,816	50,02,397	51,07,315	71,69,335
Share of Bengal	9,236,673	7,664,971	10,370,084	10,156,929	14,129,477	47,71,666	39,30,375	53,33,337	52,35,032	71,73,876
.. Bombay	1,307	2,975	..	1,329	..	1,073	2,373	..	1,060
.. Madras	1,314	13,336	..	10,162	1,560	394	7,363	..	3,333	1,638
.. Burma	40	30
TOTAL	9,236,987	7,670,114	10,373,099	10,166,091	14,432,366	47,72,560	39,39,316	53,31,020	52,38,364	71,76,268
Other Lubricating oils (II. G)—										
United Kingdom	2,413,736	1,192,344	870,323	733,532	751,000	32,12,725	16,35,236	17,19,336	15,94,161	14,02,425
Aden and Dependencies	70	840	175	1,406	..
Ceylon	7,269	3,103	2,035	1,049	2,279	20,966	5,520	5,403	2,919	3,105
Straits Settlements (including Labuan)	267,321	221,933	236,477	539,150	334,137	2,34,925	2,92,774	4,19,392	7,24,606	4,14,416
Federated Malay States	7,379	23,244	..
British Borneo	2,174	2,592	227,307	3,433	4,142	1,65,107	..
Hongkong	3,781	1,475	4,362	3,941
Egypt*
Natal	645	13,235	1,307	26,410
Other British Possessions	155	16	..	325	52	..
TOTAL BRITISH EMPIRE	2,692,967	1,434,269	1,161,497	1,564,814	1,133,266	35,26,170	20,20,419	21,49,303	25,17,495	18,19,946

* Shown as a Foreign Country from 1923-24.

GENERAL IMPORTS

(356)

No. 13—continued

ARTICLES, AND COUNTRIES OF CONSIGNMENT; ALSO SHARE OF EACH PROVINCE	QUANTITY					VALUE				
	1922-23	1923-24	1924-25	1925-26	1926-27	1922-23	1923-24	1924-25	1925-26	1926-27
Oils—continued										
Mineral—continued						R	R	R	R	R
Other Lubricating Oils (II; G)—continued.	Gals.	Gals.	Gals.	Gals.	Gals.					
Germany	37,985	24,852	28,903	311,248	168,616	73,275	48,253	48,800	2,89,548	1,32,856
Netherlands	722	..	545	..	90,886	1,778	..	1,363	..	1,03,306
Belgium	224	835	4,179	86,080	..	559	1,862	5,356	1,09,309
France	4,037	9,974	..
Italy	2	7,361	5	11,054
Turkey, European	72,427	18,915
Sumatra	3,775	171,401	316,530	5,439	89,686	1,58,265
Java	8,805	11,909	34,953	13,237	23,731	39,140
Borneo (Dutch)	24,806	37,348	95,864	220,296	..	34,386	58,655	1,98,018	2,07,163
Celebes and other Islands in the Pacific	15,743	17,152
China (exclusive of Hongkong and Macao)	1,853	7,676	2,427	10,325
Philippine Islands and Guam	1,031	20,775	3,944	50,884
Egypt*	210	..	808	525	..	912	..
United States of America—										
Via Atlantic Coast	6,047,487	6,959,018	8,928,998	8,536,491	8,501,471	95,65,309	1,12,61,008	1,40,61,670	1,19,67,485	1,21,13,222
" Pacific "	394	539	101,144	597,127	87	857	1,072	88,383	5,53,688	150
Other Foreign Countries	78	430	..	83	..	39	1,013	..	195	..
TOTAL FOREIGN COUNTRIES	6,100,277	7,042,763	9,170,200	9,632,493	9,450,199	96,63,878	1,14,21,423	1,42,69,148	1,30,57,292	1,29,02,032
Share of Bengal	3,775,332	4,197,150	4,307,732	4,691,457	4,062,333	60,99,076	57,40,786	71,96,289	60,40,009	60,62,191
" Bombay	2,753,652	2,490,247	3,401,858	3,922,182	3,544,464	48,34,768	46,12,899	56,73,407	55,12,037	60,45,636
" Sind	1,012,318	393,310	545,353	763,645	1,157,955	13,87,857	7,42,369	11,28,645	13,93,918	19,54,043
" Madras	1,072,452	1,059,869	1,132,190	1,160,975	1,464,345	15,39,376	16,26,326	17,35,774	16,32,772	19,48,286
" Burma	174,450	345,958	334,614	689,245	358,978	5,29,171	7,18,962	6,85,336	9,93,991	7,11,555
TOTAL	8,793,284	8,477,032	10,331,697	11,197,307	10,538,565	1,31,90,048	1,34,41,842	1,64,18,451	1,55,74,787	1,47,21,978
Petroleum, dangerous, flashing below 76°F., including petrol, benzine and benzol (II. G)—	Gals.	Gals.	Gals.	Gals.	Gals.					
United Kingdom	185	28	34	2,018	1,459	1,171	109	135	1,481	4,336
Aden and Dependencies	162	250
Straits Settlements (including Labuan)	20	40	..	3,350	104	40	80	..	5,007	234
TOTAL BRITISH EMPIRE	205	68	34	5,368	1,725	1,211	189	135	6,488	4,820
Germany	517	..	25	9	..	1,080	..	85	52	..
Persia	936	240	2,364	465	..
United States of America—										
Via Atlantic Coast	525	2,604	2,459	..	1,343	1,772	7,628	7,245	..	3,319
Other Foreign Countries	15	..	52	24	276	22	..	226	57	921
TOTAL FOREIGN COUNTRIES	1,057	2,604	3,466	273	2,119	2,974	7,628	10,420	554	9,181
Share of Bengal	530	2,630	1,336	2,018	60	2,196	7,734	5,191	1,431	73
" Bombay	517	3	693	3,310	63	1,079	3	2,440	4,365	375
" Sind	936	249	2,364	493	..
" Madras	100	314	440	557
" Burma	65	40	33	64	3,507	370	80	60	169	12,946
TOTAL	1,262	2,672	3,500	5,641	3,844	4,665	7,817	10,555	7,042	13,951

* Shown as a Foreign Country from 1923-24.

No. 13—continued

ARTICLES, AND COUNTRIES OF CONSIGNMENT; ALSO SHARE OF EACH PROVINCE	QUANTITY					VALUE				
	1922-23	1923-24	1924-25	1925-26	1926-27	1922-23	1923-24	1924-25	1925-26	1926-27
Oils—continued						₹	₹	₹	₹	₹
Mineral—continued										
Paints, solutions, and compositions, dangerous, flashing below 76°F. (II. G)—	Gals.	Gals.	Gals.	Gals.	Gals.					
United Kingdom	83	557	1,340	6,036	414	615	3,246	8,783	23,764	2,808
Straits Settlements (including Labuan)	4	11
TOTAL BRITISH EMPIRE	83	557	1,340	6,036	418	615	3,246	8,783	23,764	2,819
Germany	6	..	1	18,056	..	30	..	14	16,409	..
France	66	..	108	26	19	568	..	978	120	208
United States of America—										
Via Atlantic Coast	2,464	..	317	385	500	9,098	..	1,552	1,024	2,707
TOTAL FOREIGN COUNTRIES	2,536	..	421	18,467	519	9,694	..	2,580	18,243	2,905
Share of Bengal	..	20	237	38	309	1,338	449	..
Bombay	2,569	536	1,624	24,515	323	10,309	2,933	9,684	41,558	6,313
Madras	..	1	5
Burma	4	11
TOTAL	2,569	557	1,761	24,553	987	10,309	3,246	11,322	42,007	5,324
Other kinds (II. G)—	Gals.	Gals.	Gals.	Gals.	Gals.					
United Kingdom	180,301	174,387	212,461	246,363	348,172	3,76,870	4,15,297	4,03,723	3,87,027	5,26,003
Ceylon	1,001	786	4,698	1,059	320	1,949	760	5,897	2,809	399
Straits Settlements (including Labuan)	12,258	8,698	38,384	29,991	27,388	14,793	37,821	48,460	48,448	26,343
Federated Malay States	312	1,029	..
British Borneo	631,327	2,54,816	..
Natal	..	2,636	200	33	3,339	200	16	..
British West India Islands	43,556	30,784
Other British Possessions	315	276	5	304	362	4
TOTAL BRITISH EMPIRE	148,555	166,502	294,614	809,871	370,885	3,98,612	4,56,696	4,00,818	6,89,066	5,54,040
Russia—										
Northern Russia	12,557	14,045
Latvia	20,757	4,168	25,849	4,689
Sweden	3,736	14	8	6,895	32	25
Germany	21,798	1,885,819	2,583,710	3,576,370	2,578,470	37,473	32,64,069	36,14,386	44,38,277	26,20,614
Netherlands	94	7,149	24,894	55	599	611	11,088	19,215	206	5,481
Belgium	3,463	477	..	451	1,062	5,391	998	1	580	2,873
France	275	..	129	3,353	..	555
Italy	..	43	..	67	467	..	84	..	270	1,142
Sumatra	120	2,097	120	2,915
Borneo (Dutch)	1,374,325	819,244	379,952	643,712	440,744	7,14,495	4,32,709	4,29,162	3,32,316	2,26,799
Celebes and other Islands	..	4,726	5,485
United States of America—										
Via Atlantic Coast	435,438	482,492	620,421	1,187,402	795,174	6,12,139	6,21,764	7,77,422	13,33,111	9,95,882
Pacific	..	9	..	4	25	30	94	..	49	54
Other Foreign Countries	507	375	103	138	1,163	493	1,068	918	814	1,829
TOTAL FOREIGN COUNTRIES	1,836,240	2,160,334	4,118,096	5,379,520	3,337,573	13,70,743	13,37,356	50,46,872	61,30,938	39,61,858
Share of Bengal	1,589,044	2,439,532	3,328,333	4,794,416	2,764,335	11,80,326	32,32,296	39,94,099	62,19,857	29,31,309
Bombay	305,861	535,366	871,923	1,208,304	1,189,737	4,54,782	13,45,233	13,97,700	12,66,225	11,05,915
Sind	2,528	25,236	31,193	34,871	117,241	3,406	55,845	63,624	71,950	2,29,856
Madras	45,941	30,132	7,309	37,841	30,975	70,382	53,470	11,134	54,352	1,10,246
Burma	36,423	15,080	73,333	114,229	55,516	49,449	35,743	70,133	1,24,270	59,575
TOTAL	1,972,705	3,327,336	4,412,710	6,189,391	4,203,458	17,64,355	47,94,052	55,36,690	68,20,054	44,36,322

ARTICLES AND COUNTRIES OF CONSIGNMENT: ALSO SHARE OF EACH PROVINCE	QUANTITY					VALUE				
	1922-23	1923-24	1924-25	1925-26	1926-27	1922-23	1923-24	1924-25	1925-26	1926-27
Oils—continued.						R	R	R	R	R
Mineral—concluded										
Total Mineral Oils—	Gals.	Gals.	Gals.	Gals.	Gals.					
United Kingdom	2,698,957	1,788,782	1,432,482	1,182,885	1,181,999	26,85,595	24,78,802	24,68,583	21,37,798	19,55,511
Aden and Dependencies	885	840	107,359	479	1,406	26,359
Mesopotamia	1,356,850	472	..	92	6	3,47,241	97	..	214	5
Ceylon	8,564	8,898	7,281	2,109	2,603	23,155	9,293	11,048	5,288	3,408
Straits Settlements (including Labuan)	6,424,564	5,555,707	1,424,904	7,541,308	7,370,440	27,96,485	25,32,105	9,04,042	43,23,551	34,23,744
Federated Malay States	7,691	29,273	..
British Borneo	3,798,662	6,084,600	7,169,284	19,802,680	11,084,847	17,49,671	18,15,548	27,86,511	81,21,080	36,25,538
Hongkong	3,781	1,475	4,862	3,941
Egypt†	2,091,206	15,03,054
Natal	645	15,871	200	33	..	1,867	29,749	200	16	..
British West India Islands	43,556	30,754
Other British Possessions	156	192	16	200	..	828	192	12	200	..
TOTAL BRITISH EMPIRE	16,388,288	13,245,947	10,078,058	28,537,286	19,749,754	1,01,12,758	68,64,725	61,96,559	1,46,18,836	90,35,568
Russia—										
Northern Russia	1,184,817	12,557	5,85,140	16,045
Southern Russia	2,008,629	10,83,068
Latvia	20,757	4,163	25,849	4,589
Georgia	6,012,868	5,323,023	3,175,825	35,75,865	33,32,174	18,41,801	..
Sweden	3,736	14	8	6,895	82	25
Germany	60,301	1,910,871	2,617,889	3,027,452	2,767,108	1,11,858	33,12,822	33,58,785	47,63,973	27,68,761
Netherlands	866	7,149	25,439	55	91,530	2,509	11,088	14,578	206	1,09,082
Belgium	3,468	701	835	4,630	90,814	5,391	1,551	1,863	5,936	1,15,176
France	66	..	402	4,663	159	568	..	4,496	10,094	374
Italy	43	..	69	8,323	..	86	..	275	12,196
Persia	50,917,216	60,102,418	77,748,886	72,097,870	66,647,878	1,04,26,002	1,15,44,739	1,50,84,068	1,45,97,914	1,31,62,839
Sumatra	472,621	1,673,770	..	1,844,515	710,446	2,18,000	8,65,615	..	11,47,617	4,76,150
Java	9,308	12,377	..	108	35,289	13,683	24,186	..	223	39,894
Borneo (Dutch)	12,838,840	25,092,221	18,987,242	16,510,277	22,181,884	59,18,422	1,05,77,557	78,49,386	66,27,458	90,51,817
Celebes and other Islands	672,927	69,683	..	4,23,111	56,973
Philippine Islands and Guam	1,081	20,775	3,944	50,834
China (exclusive of Hongkong and Macao)	1,358	7,996	2,427	10,886
Egypt†	65,171	1,985,497	859,852	17,550	10,98,871	6,21,029	..
United States of America—										
Via Atlantic Coast	52,221,010	46,317,875	65,777,186	71,782,865	58,153,747	4,12,13,982	3,86,33,527	5,24,77,685	5,51,07,944	4,59,19,906
„ Pacific	394	11,858,968	5,329,478	507,131	13,047,838	887	70,17,747	35,40,249	5,53,737	81,37,829
Other Foreign Countries	104	578	123	187	769	112	1,516	958	333	1,138
TOTAL FOREIGN COUNTRIES	116,520,217	155,556,536	177,193,936	171,872,240	163,820,202	5,79,10,358	7,70,90,417	8,73,14,508	8,68,91,938	7,98,83,989
Share of Bengal	33,491,383	49,112,900	56,856,337	56,026,799	55,498,183	2,46,04,623	3,13,69,043	3,71,33,090	3,64,42,571	3,39,12,629
„ Bombay	58,762,697	73,401,867	81,716,861	77,089,367	63,453,856	2,31,84,397	2,74,92,319	3,03,14,429	3,08,24,904	2,49,69,870
„ Sind	11,624,607	16,391,366	16,922,879	22,839,774	19,161,633	78,47,485	92,07,646	1,07,43,713	1,42,41,480	1,81,89,755
„ Madras	13,010,294	16,310,668	18,511,923	23,166,361	23,735,740	91,97,259	1,09,86,387	1,21,19,101	1,32,39,663	1,36,19,076
„ Burma	11,014,714	14,186,363	14,199,186	21,297,335	21,721,139	32,39,353	43,99,347	32,00,734	57,11,212	42,32,491
TOTAL	132,903,605	168,902,433	187,276,994	200,409,526	183,568,956	6,80,23,116	8,39,55,142	9,35,11,067	10,05,10,829	8,89,19,562
Vegetable, non-essential—										
Caster (II G) (a)—	Gals.	Gals.								
United Kingdom	797	878	5,404	6,794
Other British Possessions	15	79
TOTAL BRITISH EMPIRE	812	878	5,483	6,794
France	540	2,265

† Known as a Foreign Country from 1923-24.
 (a) Included in "Vegetable non-essential—other sorts" from 1924-25.

No. 13—continued

ARTICLES, AND COUNTRIES OF CONSIGNMENT; ALSO SHARE OF EACH PROVINCE	QUANTITY					VALUE				
	1922-23	1923-24	1924-25	1925-26	1926-27	1922-23	1923-24	1924-25	1925-26	1926-27
Oils—continued						R	R	R	R	R
<i>Vegetable, non-essential— continued</i>										
Castor (II. G)(a)—continued	Gals.	Gals.								
Share of Bengal	579	331	—	—	—	2,374	2,099	—	—	—
“ Sind	70	—	—	—	..	395	—	—	—
“ Madras	15	..	—	—	—	221	..	—	—	—
“ Burma	218	1,017	—	—	—	2,482	6,565	—	—	—
TOTAL	812	1,418	—	—	—	5,482	9,059	—	—	—
Coconut (II. G)—	Gals.	Gals.	Gals.	Gals.	Gals.					
United Kingdom	30	43,775	6,260	687	7,361	131	1,05,649	15,143	1,862	22,614
Ceylon	6,499	78,962	549,190	1,141,966	46,937	16,308	1,93,473	12,72,004	20,17,358	1,21,290
Straits Settlements (including Labuan)	527	2,895	2,245	959	82	1,519	10,501	2,245	2,447	224
Other British Possessions	24	..	452	49	9	72	..	823	50	50
TOTAL BRITISH EMPIRE	7,080	126,632	559,147	1,149,661	54,400	18,030	3,09,623	12,96,815	20,21,717	1,44,178
Germany	2,255	1,244	14,043	7,199	2,485	12,603
Netherlands	514	6,251	722	2,635	10,500	2,455
Java	2,161	6,078
United States of America— Via Atlantic Coast	12	..	27	4	12	129	..	1,771	140	161
Other Foreign Countries	109	160	292	678
TOTAL FOREIGN COUNTRIES	12	..	4,957	7,608	14,937	129	..	17,038	23,508	17,182
Share of Bengal	6,027	112,492	546,058	1,129,198	51,053	15,242	2,75,097	12,68,159	22,95,217	1,37,808
“ Bombay	25	134	1,022	2,600	17	115	343	2,032	2,545	40
“ Sind	25	2,245	..	222	..	114	6,327	6	670
“ Madras	509	6,829	12,680	16,226	272	1,175	16,070	21,742	21,926	592
“ Burma	531	7,152	2,096	2,645	17,722	1,531	12,909	4,522	6,520	22,796
TOTAL	7,092	126,632	564,104	1,151,269	69,245	18,169	3,09,623	12,12,848	20,45,225	1,61,310
Cotton seed (II. G)(a)—	Gals.	Gals.								
TOTAL BRITISH EMPIRE	..	43	—	—	—	..	201	—	—	—
United States of America— Via Atlantic Coast	2,207	—	—	—	..	15,985	—	—	—
Other Foreign Countries	1	..	—	—	—	7	..	—	—	—
TOTAL FOREIGN COUNTRIES	1	2,207	—	—	—	7	15,985	—	—	—
Share of Madras	43	—	—	—	..	201	—	—	—
“ Burma	1	2,207	—	—	—	7	15,985	—	—	—
TOTAL	1	2,250	—	—	—	7	16,186	—	—	—
Groundnut (II. G)—	Gals.	Gals.	Gals.	Gals.	Gals.					
United Kingdom	22	..	692	6,626	822	90	..	2,209	18,218	2,263
Straits Settlements (including Labuan)	569	1,472	829	766	1,567	2,064	4,924	3,068	2,784	4,524
Hongkong	1,100	2,132	2,466	1,851	798	4,177	8,161	9,610	8,035	2,122
Other British Possessions	80	40	..	139	48
TOTAL BRITISH EMPIRE	1,701	3,634	4,017	9,243	2,227	6,391	13,234	15,207	20,027	11,083
TOTAL FOREIGN COUNTRIES	76	112	241	226	65	176	376	651	816	145
Share of Bengal	399	751	474	459	37	1,042	2,020	1,426	1,218	75
“ Bombay	20	23	202	6,080	222	66	150	2,322	12,435	1,270
“ Madras	80	622	..	139	2,236
“ Burma	1,258	2,927	2,922	3,004	2,265	5,399	11,201	12,100	10,200	7,657
TOTAL	1,777	3,796	4,223	9,529	2,352	6,507	13,610	15,959	20,852	11,223

(a) Included in "Vegetable, non-essential—other sorts" from 1924-25.

GENERAL IMPORTS

(360)

No. 13—continued

ARTICLES, AND COUNTRIES OF CONSIGNMENT; ALSO SHARE OF EACH PROVINCE.	QUANTITY					VALUE				
	1922-23	1923-24	1924-25	1925-26	1926-27	1922-23	1923-24	1924-25	1925-26	1926-27
<i>Oil—continued</i>						R	R	R	R	R
<i>Vegetable, non-essential—continued</i>										
<i>Linseed (II. G)—</i>	Gals.	Gals.	Gals.	Gals.	Gals.					
United Kingdom	287,317	248,824	210,487	241,079	230,458	10,28,609	10,11,755	8,98,940	9,90,235	10,08,53
Ceylon	248	302	154	281	251	942	1,292	694	1,005	90
Straits Settlements (including Labuan)	60	183	57	48	956	300	641	199	155	1,06
Other British Possessions	160	38	4	300	190	18	..
TOTAL BRITISH EMPIRE	287,625	244,419	210,786	241,407	231,660	10,29,851	10,18,988	8,89,928	9,91,410	10,11,41
Germany	254	182	144	1,195	518	21
United States of America—										
Via Atlantic Coast	540	140	..	25	..	2,192	630	..	114	..
Other Foreign Countries	26	190	111	10	..	115	760	483	..
TOTAL FOREIGN COUNTRIES	540	166	444	268	154	2,192	745	1,055	1,085	2
<i>Share of Bengal</i>	<i>1,697</i>	<i>2,694</i>	<i>3,513</i>	<i>1,319</i>	<i>2,443</i>	<i>6,868</i>	<i>9,495</i>	<i>9,393</i>	<i>4,044</i>	<i>6,8</i>
„ Bombay	182,690	173,013	161,686	172,007	158,853	6,94,837	7,56,364	6,20,205	7,31,304	7,63,2
„ Sind	43,248	46,626	33,333	43,786	41,173	1,86,740	1,55,425	1,28,696	1,66,839	1,41,6
„ Madras	14,450	10,232	12,514	18,903	15,353	67,896	47,922	52,190	55,254	54,7
„ Burma	21,080	12,720	9,834	10,760	13,992	75,702	46,367	33,484	35,034	44,4
TOTAL	268,165	244,585	211,180	241,675	231,814	10,32,048	10,14,738	8,41,878	9,92,475	10,11,7
<i>Mustard or rape (II. G) (a)—</i>	Gals.	Gals.								
United Kingdom	212	150	—	—	—	3,604	550	—	—	—
Ceylon	52	..	—	—	—	187	3	—	—	—
Other British Possessions	61	36	—	—	—	201	157	—	—	—
TOTAL BRITISH EMPIRE	325	186	—	—	—	3,992	710	—	—	—
TOTAL FOREIGN COUNTRIES	12	31	—	—	—	40	85	—	—	—
<i>Share of Bengal</i>	<i>9</i>	<i>..</i>	<i>—</i>	<i>—</i>	<i>—</i>	<i>25</i>	<i>..</i>	<i>—</i>	<i>—</i>	<i>—</i>
„ Bombay	31	50	—	—	—	174	192	—	—	—
„ Sind	25	—	—	—	..	113	—	—	—
„ Madras	—	—	—	..	3	—	—	—
„ Burma	397	142	—	—	—	3,833	437	—	—	—
TOTAL	397	217	—	—	—	4,032	795	—	—	—
<i>Beeswax (all or jinili) (II. G)(a)—</i>	Gals.	Gals.								
Hongkong	388	288	—	—	—	1,832	1,152	—	—	—
Other British Possessions	98	206	—	—	—	350	694	—	—	—
TOTAL BRITISH EMPIRE	481	494	—	—	—	1,682	1,846	—	—	—
TOTAL FOREIGN COUNTRIES	136	120	—	—	—	544	481	—	—	—
<i>Share of Bombay</i>	<i>32</i>	<i>73</i>	<i>—</i>	<i>—</i>	<i>—</i>	<i>31</i>	<i>144</i>	<i>—</i>	<i>—</i>	<i>—</i>
„ Madras	8	20	—	—	—	22	86	—	—	—
„ Burma	527	521	—	—	—	2,123	2,087	—	—	—
TOTAL	567	614	—	—	—	2,226	2,327	—	—	—
<i>Tung Oil (II. G) (a)—</i>	Gals.	Gals.								
..	—	—	—	—	—	—
<i>Other sorts (II. G)—</i>	Gals.	Gals.	Gals.	Gals.	Gals.					
United Kingdom	8,958	32,252	36,886	29,439	35,407	38,369	89,728	1,35,634	1,47,953	1,38,0
Aden and Dependencies	465	520	797	1,040	..
Ceylon	9	457	776	405	333	160	1,134	1,305	1,254	5,1
Straits Settlements (including Labuan)	4,519	7,587	5,942	6,756	5,897	8,522	13,748	13,163	13,226	11,5
Hongkong	3,762	4,074	5,424	3,142	5,376	38,763	26,400	25,965	13,757	22,6

(a) Included in "Vegetable, non-essential—other sorts" from 1924-25.

No. 13—continued

ARTICLES, AND COUNTRIES OF CONSIGNMENT; ALSO SHARE OF EACH PROVINCE	QUANTITY					VALUE				
	1922-23	1923-24	1924-25	1925-26	1926-27	1922-23	1923-24	1924-25	1925-26	1926-27
<i>Oils—continued</i>						R	R	R	R	R
<i>Vegetable, non-essential— concluded</i>										
Other sorts (II. G)— <i>continued</i>	Gals.	Gals.	Gals.	Gals.	Gals.					
Other British Possessions	57	..	330	847	532	191	..	877	460	622
TOTAL BRITISH EMPIRE	22,305	45,270	49,822	40,609	47,545	86,025	1,31,004	1,77,741	1,77,740	1,73,131
Sweden	10	..	2,667	20	..	8,285
Germany	180	1,836	7,496	14,751	38,814	1,848	2,071	53,042	30,105	86,790
Netherlands	933	670	3,043	2,336
Belgium	330	44,123	24,243	1,095	1,00,453	62,816
France	366	1,870	2,955	7,109	3,889	3,609	13,324	15,464	35,575	19,877
Spain	19	278	103	1,766	..
Italy	382	107	125	1,718	781	3,120	1,540	1,811	10,847	7,054
Java	1	5	1,322	1,237	960	355	15	2,658	2,000	1,362
China (exclusive of Hongkong and Macao)	288	236	327	4,001	5,600	1,417	3,952	1,452	14,230	21,618
Japan	8,572	2,511	6,144	5,133	6,266	22,331	6,863	20,570	13,213	17,201
United States of America—										
<i>Via Atlantic Coast</i>	5,904	5,741	1,115	1,773	3,815	18,471	11,540	3,923	7,717	13,011
<i>" Pacific "</i>	6	1	..	38	18	49	29	..	253	115
Other Foreign Countries	303	32	50	243	212	1,268	81	102	916	877
TOTAL FOREIGN COUNTRIES	16,382	11,839	19,563	31,336	37,941	53,561	39,415	99,207	2,28,003	2,42,732
<i>Share of Bengal</i>	18,065	40,245	35,302	33,399	32,805	55,561	1,04,644	1,39,493	2,49,692	2,58,769
<i>" Bombay "</i>	3,309	3,849	7,866	11,493	8,306	14,918	11,762	33,760	76,693	46,155
<i>" Sind "</i>	353	135	10,300	9,493	13,333	1,445	933	49,894	40,601	57,043
<i>" Madras "</i>	3,968	6,106	6,303	7,372	6,207	11,076	15,330	12,584	16,613	16,348
<i>" Burma "</i>	12,437	6,774	2,724	4,673	9,338	55,386	37,350	43,887	39,180	38,003
TOTAL	38,637	57,109	69,355	121,915	135,436	1,39,536	1,70,419	2,76,048	4,05,743	4,15,865
<i>Total Vegetable, non-essen- tial—</i>	Gals.	Gals.	Gals.	Gals.	Gals.					
United Kingdom	277,354	320,885	254,325	277,331	274,103	10,76,239	12,14,586	9,91,926	11,56,208	11,67,913
Aden and Dependencies	503	520	937	1,040	..
Ceylon	6,883	79,855	550,119	1,142,652	47,581	17,396	1,96,138	12,74,003	29,19,617	1,37,412
Straits Settlements (including Labuan)	5,779	13,216	10,033	8,524	8,502	12,797	30,354	25,295	13,672	16,015
Hongkong	10,197	7,394	3,335	4,997	3,174	44,273	35,713	36,436	21,807	25,913
Other British Possessions	65	256	367	607	541	134	559	1,039	1,336	672
TOTAL BRITISH EMPIRE	300,279	421,606	823,732	1,435,131	336,901	11,51,394	14,77,400	23,29,986	41,20,740	13,39,830
Sweden	10	14	2,667	20	32	8,285
Germany	180	1,836	10,005	16,127	53,001	1,848	2,071	62,036	40,108	1,00,388
Netherlands	32	..	704	7,299	1,402	741	..	3,445	23,666	4,311
Belgium	330	44,123	24,243	1,095	1,00,453	62,816
France	366	2,430	2,955	7,137	4,001	3,609	15,639	15,464	35,793	20,352
Spain	19	278	103	1,766	..
Italy	382	107	125	1,718	781	3,120	1,540	1,811	10,847	7,054
Java	..	14	3,433	1,227	980	..	35	3,736	2,960	1,362
China (exclusive of Hongkong and Macao)	433	441	561	4,320	5,713	2,039	4,333	2,077	14,923	21,961
Japan	8,584	2,511	6,144	5,133	6,266	22,379	6,863	20,570	13,213	17,201
United States of America—										
<i>Via Atlantic Coast</i>	6,457	9,133	1,142	1,933	3,327	20,309	23,155	4,394	6,276	14,032
<i>" Pacific "</i>	6	1	..	38	18	49	29	..	253	115
Other Foreign Countries	239	37	57	25	213	922	232	133	36	377
TOTAL FOREIGN COUNTRIES	17,109	16,115	25,205	39,237	103,097	56,659	59,352	1,18,346	2,52,326	2,60,274
<i>Share of Bengal</i>	20,776	166,523	525,347	1,219,775	161,333	32,739	3,91,355	14,18,471	31,50,171	4,03,343
<i>" Bombay "</i>	136,507	177,147	161,366	192,171	167,504	7,09,870	7,63,955	6,59,313	3,33,332	3,11,351
<i>" Sind "</i>	43,606	46,331	46,321	53,234	54,727	1,33,135	1,56,930	1,33,717	2,07,306	1,09,729
<i>" Madras "</i>	18,950	23,310	31,497	33,101	22,454	30,330	79,421	97,423	1,06,799	72,733
<i>" Burma "</i>	36,449	33,360	24,355	31,037	43,475	1,46,369	1,40,041	93,405	74,942	1,13,693
TOTAL	317,383	437,721	848,927	1,524,413	439,998	12,07,353	15,36,752	24,43,532	43,73,293	16,00,104

GENERAL IMPORTS

No. 13—continued

ARTICLES, AND COUNTRIES OF CONSIGNMENT; ALSO SHARE OF EACH PROVINCE	QUANTITY					VALUE				
	1922-23	1923-24	1924-25	1925-26	1926-27	1922-23	1923-24	1924-25	1925-26	1926-27
Oils—concluded						R	R	R	R	R
Total Oils—	Gals.	Gals.	Gals.	Gals.	Gals.					
United Kingdom	2,994,879	2,086,661	1,710,222	1,492,925	1,549,054	49,97,261	39,86,546	36,96,096	35,80,700	35,35,91
Aden and Dependencies	159	2	888	1,360	107,369	828	120	1,466	2,446	26,35
Mesopotamia	1,356,894	568	15	95	6	3,47,364	356	56	284	
Ceylon	18,549	85,179	560,442	1,148,858	53,990	87,171	2,32,699	13,43,648	29,90,938	1,83,71
Straits Settlements (including Labuan)	6,481,004	5,670,282	1,436,345	7,551,242	7,331,148	23,19,646	25,80,868	9,51,826	43,71,361	34,98,68
Federated Malay States	7,691	29,273	..
British Borneo	3,798,662	6,034,600	7,169,284	19,802,680	11,084,347	17,49,671	18,15,546	27,86,511	31,21,090	36,26,58
Hongkong	16,188	11,949	11,923	12,184	8,734	75,358	1,00,054	73,145	79,951	77,62
Egypt †	2,091,870	—	—	—	—	15,04,494	—	—	—	—
Natal	645	15,871	227	358	7	1,867	29,749	362	422	2
Seychelles	251	..	1	1,586	..	6	..
British West India Islands	48,556	..	9	30,734	..	61
Western Australia	14	450	..
South Australia (including Northern Territory)	26	62	34	..	35	1,016	1,905	1,110	..	1,11
Victoria	297	1,617	283	222	296	4,981	11,495	4,222	3,212	3,36
Tasmania	10	284
New South Wales	28	58	101	74	47	1,022	715	1,375	605	511
Australian Commonwealth (Total)	351	1,737	433	310	373	7,913	14,115	6,991	4,267	4,961
Other British Possessions	33	..	331	460	525	118	..	833	1,086	600
TOTAL BRITISH EMPIRE	16,768,284	12,737,050	10,933,667	30,017,564	20,185,552	1,16,90,996	87,11,609	88,96,668	1,91,90,814	1,09,50,828
Russia—										
Northern Russia	1,134,817	12,557	5,85,140	16,045
Southern Russia	2,008,529	10,33,068
Latvia	30,757	4,168	25,849	4,639
Georgia	6,012,868	5,323,023	3,175,325	35,75,808	33,82,174	18,41,301	..
Sweden	3,746	14	2,075	6,915	32	3,310
Germany	61,708	1,914,568	2,631,713	3,953,121	2,824,499	2,27,183	34,71,323	40,88,178	49,97,596	31,40,391
Netherlands	1,935	10,407	28,532	9,838	95,627	33,140	1,27,437	1,03,261	1,49,133	2,23,233
Belgium	3,793	742	898	49,779	116,192	6,436	5,374	6,015	1,08,478	1,84,142
France	2,030	5,945	3,095	14,788	7,299	1,55,266	2,58,377	2,16,597	1,89,644	1,81,024
Spain	19	278	419	105	1,766	205
Switzerland	115	294	285	141	113	21,794	31,242	14,356	15,439	3,263
Italy	970	642	835	2,631	9,502	26,319	24,905	26,510	57,348	62,566
Persia	50,917,219	60,102,430	77,743,366	72,097,677	66,847,988	1,04,26,017	1,15,44,787	1,50,84,180	1,45,97,984	1,31,63,231
Sumatra	472,782	1,673,770	..	1,344,515	710,446	2,18,405	3,65,615	..	11,47,617	4,76,150
Java	9,314	12,392	3,486	1,343	36,304	13,333	24,306	3,314	4,639	62,913
Borneo (Dutch)	12,833,840	25,092,234	18,937,242	16,510,307	22,181,894	59,13,422	1,05,77,593	78,49,386	66,27,513	10,51,817
Celebes and other Islands	672,927	72	42	59,633	..	4,23,111	897	1,125	56,973
Philippine Islands and Guam	1,031	20,775	3,944	50,334
China (exclusive of Hongkong and Macao)	2,109	1,332	1,323	6,859	14,623	14,749	16,569	3,308	34,291	45,109
Japan	22,443	9,374	17,505	16,094	34,230	1,23,437	61,493	1,16,763	1,41,497	1,73,702
Egypt †	65,171	1,835,519	859,652	17,551	10,94,061	6,21,029	..
United States of America—										
 Via Atlantic Coast	52,237,905	46,126,890	65,773,369	71,735,413	53,157,670	4,12,39,170	3,66,32,795	5,24,99,036	5,51,22,362	4,69,40,211
 " Pacific "	410	11,858,969	5,329,513	107,169	13,047,856	1,054	70,17,776	35,40,334	5,53,990	31,37,714
Other Foreign Countries	230	319	115	275	327	444	800	437	745	995
TOTAL FOREIGN COUNTRIES	116,555,434	155,590,608	177,249,656	171,990,510	1,63,968,053	5,34,24,673	7,78,08,379	8,30,52,357	8,68,25,566	3,09,27,653
Share of Bengal	33,536,319	49,236,341	57,497,933	57,233,323	55,769,645	3,50,05,361	3,37,16,673	3,39,95,233	4,02,02,953	3,69,99,637
" Bombay	58,370,161	73,597,643	31,393,527	77,393,441	63,641,591	3,43,44,335	2,36,73,913	3,13,39,764	3,19,76,093	2,61,42,093
" Sind	11,374,761	15,439,631	16,040,605	22,334,313	19,317,599	73,30,112	93,91,658	1,09,69,005	1,44,76,655	1,24,23,337
" Madras	13,031,949	16,336,768	13,346,036	23,206,639	23,769,333	93,50,967	1,11,33,326	1,32,74,503	1,34,33,901	1,37,35,331
" Burma	11,053,323	14,222,636	14,230,212	21,329,793	21,763,417	25,73,394	46,13,413	33,30,533	53,96,773	44,23,499
TOTAL	133,266,718	169,377,658	188,183,323	202,008,074	184,148,605	7,00,15,669	8,65,17,938	9,69,49,025	10,60,16,380	9,19,78,486

† Shown as a Foreign Country from 1923-24.

ARTICLES, AND COUNTRIES OF CONSIGNMENT; ALSO ARE OF EACH PROVINCE	QUANTITY					VALUE				
	1922-23	1923-24	1924-25	1925-26	1926-27	1923-23	1923-24	1924-25	1925-26	1926-27
Miscakes (II. H)—	Tons	Tons	Tons	Tons	Tons	R	R	R	R	R
Ceylon	187	184	107	59	33	9,619	12,238	13,372	6,163	2,114
Straits Settlements (including Labuan)	1	63	329	4,054
Other British Possessions	7	2	3	3	3	598	294	308	878	383
TOTAL BRITISH EMPIRE	195	186	110	67	129	10,446	12,522	13,680	7,033	7,151
<i>Share of</i>										
Bombay	7	2	3	23	4	629	234	308	2,718	448
Madras	188	184	107	44	32	9,317	12,238	13,072	4,316	2,049
Burma	93	..	10	4,654
TOTAL	195	186	110	67	129	10,446	12,522	13,680	7,033	7,151
R-cloth and Floor-cloth (III. V)—	Sq. yards	Sq. yards	Sq. yards	Sq. yards	Sq. yards					
United Kingdom	291,818	341,936	422,559	424,366	378,508	6,09,869	5,25,176	5,50,788	5,63,077	4,95,068
Straits Settlements (including Labuan)	73	735	298	182	808	150	1,406	475	122	240
Other British Possessions	58	56	258	228	216	122	188	500	860	495
TOTAL BRITISH EMPIRE	291,944	342,697	422,110	424,776	379,532	6,09,141	5,26,770	5,60,713	5,64,059	4,95,693
Germany	683	16,762	59,216	8,845	121,755	812	15,868	42,642	7,023	74,392
Netherlands	..	3,687	216	..	4,226	80
Belgium	13,391	16,760	19,660	20,000	17,930	34,186	26,469	23,905	25,989	20,178
France	2,184	5,979	3,500	8,851	9,095	2,507	7,573	3,216	9,956	12,417
Italy	1,302	3,116	2,380	1,704	336	2,618	6,472	6,080	2,057	578
Austria	22	60
Japan	1,267	..	481	1,338	..	2,725	..	851	2,147	..
United States of America—										
Via Atlantic Coast	196,958	240,546	171,087	352,276	323,351	2,92,334	2,70,032	1,70,942	3,12,000	3,02,584
Pacific	480	286	509	409
TOTAL FOREIGN COUNTRIES	215,762	286,890	255,763	398,439	477,999	3,36,942	3,30,700	2,47,486	3,00,131	4,10,733
<i>Share of</i>										
Bengal	116,245	130,321	124,618	182,988	124,509	2,16,978	2,08,272	1,29,264	2,01,291	1,78,110
Bombay	266,485	291,472	327,667	341,798	338,275	5,44,964	3,91,316	3,84,767	4,26,439	3,98,904
Sind	9,320	30,287	31,248	27,006	51,945	17,494	43,186	40,142	33,010	49,457
Madras	20,024	30,188	11,083	21,998	30,332	42,001	57,740	14,874	26,509	45,478
Burma	95,132	147,279	184,267	274,481	257,040	1,24,646	1,56,356	1,79,132	2,36,797	2,35,432
TOTAL	507,706	629,527	673,873	818,265	852,591	9,46,983	8,57,470	8,08,199	9,24,296	9,07,431

GENERAL IMPORTS

(364)

No. 13—continued

ARTICLES, AND COUNTRIES OF CONSIGNMENT; ALSO SHARE OF EACH PROVINCE	QUANTITY					VALUE				
	1922-23	1923-24	1924-25	1925-26	1926-27	1922-23	1923-24	1924-25	1925-26	1926-27
Opium (III. C)—	Lbs.	Lbs.	Lbs.	Lbs.	Lbs.	R	R	R	R	R
United Kingdom	8	2	18	3	4	893	430	977	652	629
TOTAL FOREIGN COUNTRIES	8	..	2	2	4	1,430	150	653	255	674
<i>Share of Bengal</i>	3	33	333	42	81	..
" <i>Bombay</i>	10	94	494
" <i>Sind</i>	7	1	6	3	3	1,394	79	987	770	1,303
" <i>Madras</i>	1	..	4	2	..	23	44	107	56	..
" <i>Burma</i>	2	1	313	30
TOTAL	13	2	20	5	3	2,323	580	1,680	907	1,303
Packing-engine and Boiler—of all kinds (excluding asbestos) (III. V)—										
United Kingdom	—	—	—	—	—	2,87,399	2,30,589	3,75,338	3,17,682	3,62,808
Straits Settlements (including Labuan)	—	—	—	—	—	..	1,041	430	..	133
Other British Possessions	—	—	—	—	—	727	673	601	..	561
TOTAL BRITISH EMPIRE	—	—	—	—	—	2,88,126	2,32,303	3,76,369	3,17,682	3,63,547
Germany	—	—	—	—	—	293	1,694	2,997	3,974	8,444
France	—	—	—	—	—	138	2,67,943	6,326
Switzerland	—	—	—	—	—	11,743	100
Japan	—	—	—	—	—	2,512	1,753
United States of America—										
<i>Via Atlantic Coast</i>	—	—	—	—	—	29,533	9,674	13,540	13,013	22,162
" <i>Pacific "</i>	—	—	—	—	—	68	..	2,560	11,093	845
Other Foreign Countries	—	—	—	—	—	481	1,325	..	717	424
TOTAL FOREIGN COUNTRIES	—	—	—	—	—	32,387	14,446	19,235	3,03,488	33,301
<i>Share of Bengal</i>	—	—	—	—	—	1,23,471	1,19,774	2,06,134	4,79,080	2,66,108
" <i>Bombay</i>	—	—	—	—	—	59,153	31,293	53,355	53,954	34,629
" <i>Sind</i>	—	—	—	—	—	3,706	3,676	21,010	14,797	15,373
" <i>Madras</i>	—	—	—	—	—	57,074	31,473	55,279	40,373	62,323
" <i>Burma</i>	—	—	—	—	—	76,004	55,633	55,326	37,966	32,966
TOTAL	—	—	—	—	—	3,21,013	2,46,749	3,95,604	6,26,170	4,01,848
Paints and Painters' materials—										
Paints and Colours—										
Barytes (III. B)—	Cwts.	Cwts.	Cwts.	Cwts.	Cwts.					
United Kingdom	107	6	638	449	556	783	62	4,323	2,733	3,655
Germany	1,860	3,774	6,330	15,937	25,101	3,595	39,620	23,268	63,973	83,559
Netherlands	193	1,241
Belgium	110	..	110	20	..	1,246	..	1,096	135	..
Italy	5,372	6,473	24,407	29,362
TOTAL FOREIGN COUNTRIES	1,970	3,774	6,440	21,379	31,772	9,341	39,620	24,364	88,517	1,14,142
<i>Share of Bengal</i>	107	6,133	6,153	20,627	25,373	733	25,767	23,936	76,993	87,373
" <i>Bombay</i>	1,970	2,647	925	1,201	2,347	9,341	13,915	4,706	12,317	11,349
" <i>Sind</i>	3	140
" <i>Burma</i>	4,100	17,946
TOTAL	2,077	8,780	7,078	21,828	32,323	10,424	39,682	28,692	91,255	1,17,807

No. 13—continued

ARTICLES, AND COUNTRIES OF CONSIGNMENT; ALSO SHARE OF EACH PROVINCE	QUANTITY					VALUE				
	1922-23	1923-24	1924-25	1925-26	1926-27	1922-23	1923-24	1924-25	1925-26	1926-27
Paints and Painters' materials—continued										
Paints and Colours—continued										
Blue paint or Paris blue (III. B)										
United Kingdom	653	575	761	719	874	82,810	65,127	68,592	50,622	53,360
Germany	618	995	634	897	985	70,370	1,06,162	75,636	69,150	80,556
Netherlands	4	10	3	7	12	515	1,775	326	674	1,514
Belgium	20	130	90	75	133	792	13,462	9,668	6,465	4,925
China (exclusive of Hong-kong and Macao)	12	1,472
Other Foreign Countries	7	7	..	800	..
TOTAL FOREIGN COUNTRIES	642	1,136	727	989	1,147	71,677	1,21,423	85,630	77,039	87,567
Share of Bengal	235	..	69	15	191	10,830	..	4,557	622	17,532
.. Bombay	..	23	3	262	165	..	1,032	367	17,511	9,764
.. Sind	331	1,291	392	658	1,240	94,952	1,43,961	95,077	47,744	86,302
.. Madras	35	15	15	28	49	4,369	977	373	2,924	3,772
.. Burma	494	372	504	745	276	44,630	40,583	53,593	33,940	23,368
TOTAL	1,595	1,711	1,488	1,708	2,021	1,54,487	1,86,558	1,54,672	1,27,772	1,41,426
Enamels prepared (III. B)										
United Kingdom	4,189	6,869	6,936	8,243	10,170	4,69,435	4,86,700	5,64,922	6,18,058	6,74,304
Other British Possessions	3	6	1	..	259	961	215	800
TOTAL BRITISH EMPIRE	4,189	6,869	6,939	8,249	10,171	4,69,435	4,87,058	5,65,943	6,18,273	6,74,694
Norway	74	4,097
Germany	182	96	655	165	508	20,466	9,606	33,663	13,964	37,623
Denmark	12	1,051	..
Netherlands	4	39	19	10	99	236	3,036	1,701	1,397	3,276
France	5	4	698	578
Italy	7	60	402	4,370
Japan	..	19	28	11	1,099	1,038	1,092	115
United States of America—Vid Atlantic Coast	188	185	272	339	420	20,923	23,842	35,292	35,936	50,046
.. Pacific	11	..	23	10	3	1,840	36	2,614	713	199
Other Foreign Countries	3	1	..	3	18	269	50	50	268	622
TOTAL FOREIGN COUNTRIES	343	344	1,002	557	1,182	44,432	33,297	74,356	54,573	1,05,953
Share of Bengal	1,108	1,493	2,404	3,567	3,843	1,12,394	75,215	1,42,674	1,22,342	2,39,651
.. Bombay	1,169	934	2,232	1,855	2,121	1,40,202	1,06,513	1,64,969	1,63,846	1,84,845
.. Sind	387	439	1,119	688	1,120	49,131	47,073	1,06,154	48,437	58,680
.. Madras	566	1,053	483	613	1,271	69,926	1,04,399	43,603	74,707	1,21,247
.. Burma	1,313	3,294	1,753	1,983	2,998	1,42,174	1,28,653	1,32,897	1,27,630	1,76,134
TOTAL	4,532	7,213	7,991	8,806	11,353	5,12,917	5,25,355	6,40,299	6,72,346	7,80,647
Graphite (III. B)										
United Kingdom	2,715	2,128	1,544	1,633	1,787	1,06,235	86,526	65,909	64,211	82,748
Ceylon	2,921	2,228	1,821	1,036	1,035	19,458	13,467	9,923	6,221	6,527
Other British Possessions	..	36	433
TOTAL BRITISH EMPIRE	5,636	4,392	3,365	2,724	2,802	1,25,693	1,00,446	75,832	70,432	89,275
Germany	109	289	101	189	248	523	2,240	427	2,060	4,518
Italy	409	200	40	196	200	3,929	1,478	368	1,210	1,192
Madagascar	..	150	1,207
United States of America—Vid Atlantic Coast	142	521	291	362	459	7,877	23,636	25,048	26,631	27,375
.. Pacific	20	572
Other Foreign Countries	..	5	..	125	60	..	237	..	1,249	497
TOTAL FOREIGN COUNTRIES	642	1,195	452	663	1,077	11,329	28,618	27,415	31,170	34,992
Share of Bengal	1,174	634	719	399	436	39,259	23,209	43,034	25,325	27,319
.. Bombay	3,222	3,600	2,099	2,394	1,925	61,733	48,498	29,597	54,213	45,338
.. Sind	17	51	40	40	174	671	3,198	1,231	1,291	3,578
.. Madras	927	314	456	763	1,209	27,316	22,098	4,229	14,421	42,627
.. Burma	218	438	512	25	35	7,443	35,253	19,666	5,652	3,455
TOTAL	6,278	5,587	3,317	3,587	3,679	1,37,022	1,29,264	1,03,247	1,01,602	1,23,367

GENERAL IMPORTS

No. 13—continued

ARTICLES, AND COUNTRIES OF CONSIGNMENT; ALSO SHARE OF EACH PROVINCE	QUANTITY					VALUE				
	1922-23	1923-24	1924-25	1925-26	1926-27	1922-23	1923-24	1924-25	1925-26	1926-27
Paints and Painters' materials—continued						R	R	R	R	R
Paints and Colours—continued										
Red lead—	Owts.	Owts.	Owts.	Owts.	Owts.					
Genuine dry (III. B) —										
United Kingdom	14,968	11,004	8,521	11,181	14,121	5,18,758	3,58,415	2,90,345	3,57,879	4,57,019
Other British Possessions.	5	6	..	3	4	247	175	7	15 ^R	131
TOTAL BRITISH EMPIRE	14,967	11,010	8,521	11,184	14,125	5,19,005	3,58,590	2,90,352	3,58,087	4,58,050
Germany	9,926	923	1,477	440	911	2,64,148	24,246	40,340	14,584	28,420
Netherlands	582	126	293	172	203	21,009	3,952	9,096	4,377	6,386
Belgium	708	41	75	180	290	20,248	1,297	10,586	5,927	8,884
France	482	294	370	4,426	9,512	10,482
Italy	207	709	610	916	7,719	7,684	18,700	17,352	28,209	2,22,331
Austria	200	98	5,100	2,436
Japan	12,624	8,868	10,936	10,466	12,004	3,95,189	2,45,182	3,20,629	3,80,523	3,65,953
Egypt	28	1,389	..
Other Foreign Countries	3	89	..	10	..
TOTAL FOREIGN COUNTRIES	24,247	10,661	13,823	12,436	21,595	7,13,858	2,93,416	4,08,429	3,89,621	6,44,872
Share of Bengal	17,348	9,664	9,849	9,634	17,483	5,26,969	2,74,099	2,95,348	3,05,889	5,30,536
" Bombay	14,633	6,060	7,797	7,331	10,143	4,30,169	1,67,431	2,37,752	2,31,698	2,84,773
" Sind	979	660	398	651	683	31,856	20,118	16,453	22,938	22,672
" Madras	1,775	1,073	286	948	1,109	62,908	32,637	3,903	32,872	36,146
" Burma	4,439	4,214	4,014	3,066	6,302	1,30,470	1,67,721	1,39,325	1,84,261	2,92,775
TOTAL	39,214	21,671	22,344	23,570	35,720	12,32,368	6,52,006	6,98,781	7,77,658	11,02,922
Reduced dry (III. B)—	Owts.	Owts.	Owts.	Owts.	Owts.					
United Kingdom	76	40	251	169	263	2,024	1,086	7,227	5,070	3,075
Other British Possessions	2	1	..	54	18	..
TOTAL BRITISH EMPIRE	77	40	251	161	263	2,078	1,086	7,227	5,088	3,075
Germany	102	180	645	197	20	1,955	2,408	3,245	2,966	277
Netherlands	123	103	2,601	1,739
Belgium	75	275	100	100	596	868	2,656	893	971	5,977
Japan	400	205	12,750	6,145	..
TOTAL FOREIGN COUNTRIES	177	455	1,165	630	719	2,823	5,069	21,888	12,683	7,993
Share of Bengal	155	49	166	113	198	3,539	1,059	4,185	2,938	5,474
" Bombay	75	439	1,012	491	585	368	4,533	13,236	10,080	5,733
" Sind	2	25	164	107	91	42	526	13,913	2,133	1,355
" Madras	2	..	2	40	25	54	..	35	1,299	516
" Burma	20	..	32	36	33	398	..	2,74 5	1,316	2,991
TOTAL	254	495	1,416	791	982	4,901	6,145	29,115	17,763	16,068

No. 13—continued

ARTICLES, AND COUNTRIES OF CONSIGNMENT; ALSO LABEL OF EACH PROVINCE	QUANTITY					VALUE				
	1922-23	1923-24	1924-25	1925-26	1926-27	1922-23	1923-24	1924-25	1925-26	1926-27
Paints and Painters' materials—continued						R	R	R	R	R
White lead—										
	Cwts.	Cwts.	Cwts.	Cwts.	Cwts.					
Genuine dry (III. E)—										
United Kingdom	10,483	7,598	6,081	8,906	7,779	3,93,012	2,65,272	2,08,048	2,92,668	2,44,150
Straits Settlements (including Labuan)	21	1,061	..	14	..	32
Hongkong	139	188	27	5,762	5,770	1,087
Other British Possessions	1	3	..	10	3	85	115	..	395	120
TOTAL BRITISH EMPIRE	10,644	7,789	6,068	8,916	7,782	4,00,498	2,72,157	2,08,169	2,93,063	2,44,311
Germany	260	590	580	231	184	8,709	16,134	17,455	7,160	8,805
Netherlands	510	684	2,515	497	483	13,214	18,052	75,437	15,802	15,269
Belgium	961	220	353	598	3,312	34,716	8,140	12,746	17,374	1,08,805
Italy	203	..	799	598	4,419	5,652	..	22,422	18,067	1,17,665
Austria	197	990	5,170	28,241
Japan	50	42	28	20	..	2,295	1,832	1,252	800	..
United States of America—										
Via Atlantic Coast	196	10	7,412	412
Other Foreign Countries	10	..	3	805	..	90
TOTAL FOREIGN COUNTRIES	2,377	1,496	4,285	1,944	9,342	77,170	44,620	1,80,023	59,282	2,08,066
Share of Bengal	10,540	7,475	3,391	3,439	12,377	3,80,819	2,44,853	2,70,901	2,52,574	3,39,277
" <i>Bombay</i>	1,249	944	985	1,284	2,059	44,022	37,421	24,345	48,128	75,198
" <i>Sind</i>	76	51	37	72	39	2,919	2,469	1,552	2,422	1,026
" <i>Madras</i>	140	162	221	405	102	5,892	7,160	9,005	14,440	3,023
" <i>Burma</i>	1,016	603	709	559	947	43,268	24,374	23,468	22,712	33,042
TOTAL	13,021	9,235	10,343	10,860	17,124	4,77,666	3,16,777	3,26,772	3,52,292	5,18,276
Reduced dry (III. E)—										
	Cwts.	Cwts.	Cwts.	Cwts.	Cwts.					
United Kingdom	881	270	375	150	223	32,363	8,141	8,178	4,090	6,011
Straits Settlements (including Labuan)	2	..
Hongkong	25	23	1,045	953
TOTAL BRITISH EMPIRE	881	295	398	150	223	32,363	9,186	9,111	4,092	6,011
Germany	128	20	153	66	58	805	900	4,151	1,453	820
Netherlands	100	104	102	..	40	5,303	3,233	4,064	..	633
Italy	100	1,890
Other Foreign Countries	3	5	..	20	..	120	217	446	186
TOTAL FOREIGN COUNTRIES	228	127	260	75	213	6,308	4,403	8,432	1,934	3,729
Share of Bengal	952	312	466	40	224	32,253	10,495	12,694	929	5,717
" <i>Bombay</i>	53	149	69	125	..	1,198	3,301	2,220	2,655
" <i>Sind</i>	5	2	27	162	276	293
" <i>Madras</i>	2	59	35	64	2,423	772
" <i>Burma</i>	157	52	34	19	25	6,318	1,822	1,372	720	913
TOTAL	1,109	422	658	225	436	38,671	12,569	17,543	6,627	10,260
Genuine moist (III. E)—										
	Cwts.	Cwts.	Cwts.	Cwts.	Cwts.					
United Kingdom	14,128	12,586	5,667	7,269	7,556	4,58,009	4,17,893	2,00,723	2,48,230	2,28,218
Other British Possessions	22	..	7	..	6	1,118	..	375	..	251
TOTAL BRITISH EMPIRE	14,150	12,586	5,674	7,269	7,562	4,59,127	4,17,893	2,01,098	2,48,230	2,28,469
Germany	1	136	33	4,462
Netherlands	20	180	2	633	5,900	72	..
Other Foreign Countries	19	20	..	764	654
TOTAL FOREIGN COUNTRIES	..	40	316	2	20	..	1,435	10,262	72	654

GENERAL IMPORTS

No. 13—continued

ARTICLES, AND COUNTRIES OF CONSIGNMENT; ALSO SHARE OF EACH PROVINCE	QUANTITY					VALUE				
	1922-23	1923-24	1924-25	1925-26	1926-27	1922-23	1923-24	1924-25	1925-26	1926-27
Paints and Painters' materials—continued						R	R	R	R	R
Paints and Colours—continued										
White lead—continued										
Genuine moist (III. B)—continued	Cwts.	Cwts.	Cwts.	Cwts.	Cwts.					
Share of Bengal	284	5,132	155	2,132	3,120	11,342	1,50,387	5,308	74,559	1,01,958
.. Bombay	9,080	2,422	2,332	1,187	1,896	2,90,767	38,111	97,111	43,755	57,311
.. Sind	282	405	397	315	123	10,024	14,484	14,390	12,043	4,419
.. Madras	2,759	3,519	54	2,306	916	33,597	1,17,023	2,495	68,042	27,937
.. Burma	1,755	1,148	2,551	1,431	1,447	64,297	48,873	92,158	49,093	47,498
TOTAL	14,160	12,626	5,990	7,371	7,582	4,60,027	4,19,378	2,11,460	2,48,402	2,39,123
Reduced moist (III. B)—	Cwts.	Cwts.	Cwts.	Cwts.	Cwts.					
United Kingdom	1,655	1,289	1,589	1,291	2,045	61,919	48,818	56,771	47,369	92,802
Other British Possessions	12	..	2	6	..	475	..	70	212	..
TOTAL BRITISH EMPIRE	1,677	1,289	1,591	1,297	2,045	62,394	48,818	56,841	47,581	92,802
Netherlands	20	791	325	5,615	..
Other Foreign Countries	1	11	..	20	..	38	450	97	578
TOTAL FOREIGN COUNTRIES	..	1	31	791	20	..	38	785	5,712	578
Share of Bengal	168	642	5,278	16,976
.. Bombay	38	10	541	831	343	1,581	408	17,595	3,724	9,737
.. Sind	1	40	11	111	100	54	895	449	3,977	2,572
.. Madras	90	20	7	2,952	325	262	9
.. Burma	1,638	1,160	1,050	921	980	60,759	44,701	39,157	35,052	63,385
TOTAL	1,677	1,290	1,622	2,088	2,065	62,394	48,355	57,626	53,293	93,860
Zinc, white—	Cwts.	Cwts.	Cwts.	Cwts.	Cwts.					
Genuine dry (III. B)—										
United Kingdom	2,938	4,789	1,742	3,924	2,241	96,066	1,86,121	70,899	1,20,267	71,894
Other British Possessions	80	15	3	1	11	985	671	179	63	308
TOTAL BRITISH EMPIRE	2,968	4,784	1,745	3,925	2,252	97,052	1,86,792	71,078	1,20,330	71,897
Germany	402	701	113	401	1,527	7,457	16,793	4,616	10,400	40,795
Netherlands	29	260	550	1,570	221	1,150	8,467	11,659	40,880	7,625
Belgium	723	264	1,939	1,835	5,382	20,892	6,332	43,623	56,860	2,20,720
France	60	1,635
Austria	59	2,657
Native States in Arabia other than Maskat Territory and Trucial Oman	3	96
Japan	109	153	75	347	72	5,197	6,854	3,096	14,142	2,618
TOTAL FOREIGN COUNTRIES	1,263	1,383	2,677	4,153	7,324	34,696	38,446	62,984	1,22,282	2,76,141
Share of Bengal	2,612	3,716	3,133	6,622	7,962	36,841	1,33,355	31,521	1,35,182	2,35,122
.. Bombay	699	2,032	537	1,056	955	25,738	73,064	22,673	42,309	32,738
.. Sind	33	150	162	183	144	2,145	6,872	7,566	8,382	6,146
.. Madras	376	217	432	52	373	3,684	9,374	14,253	1,890	9,757
.. Burma	611	52	157	201	142	3,340	2,173	7,749	4,349	4,665
TOTAL	4,281	6,167	4,422	8,078	9,576	1,31,748	2,25,238	1,34,062	2,42,612	3,47,835

No. 13—continued

ARTICLES, AND COUNTRIES OF CONSIGNMENT; ALSO SHARE OF EACH PROVINCE	QUANTITY					VALUE				
	1922-23	1923-24	1924-25	1925-26	1926-27	1922-23	1923-24	1924-25	1925-26	1926-27
Paints and Painters' materials—continued						R	R	R	R	R
Paints and Colours—continued										
Zinc, white—continued	Cwts.	Cwts.	Cwts.	Cwts.	Cwts.					
Reduced dry (III. B)—										
United Kingdom	923	850	760	162	74	15,158	10,302	14,238	3,708	1,270
Ceylon	10	..
TOTAL BRITISH EMPIRE	923	850	760	162	74	15,158	10,302	14,238	3,708	1,270
Germany	909	1,026	893	499	962	21,058	23,246	23,549	13,721	20,324
Netherlands	..	10	520	152	119	..	430	9,926	3,440	3,145
Belgium	..	50	591	55	816	15,004	1,388	..
Other Foreign Countries	12	10	362	245	..
TOTAL FOREIGN COUNTRIES	909	1,086	2,016	716	1,081	21,058	24,592	48,821	18,794	23,469
Share of Bengal	719	1,116	1,209	78	46	16,998	24,733	25,736	1,974	933
" Bombay	..	150	689	97	134	..	1,835	11,343	2,028	2,950
" Sind	..	10	32	31	4	..	430	303	2,378	107
" Madras	503	655	826	623	931	14,045	16,337	23,730	16,322	20,703
" Burma	610	8	50	6,073	260	3,064
TOTAL	1,832	1,936	2,776	878	1,156	36,216	43,064	63,664	22,602	24,748
Genuine moist (III. B)—	Cwts.	Cwts.	Cwts.	Cwts.	Cwts.					
United Kingdom	23,027	25,501	22,911	22,650	32,870	10,53,519	11,00,692	9,66,699	11,62,245	12,44,548
Other British Possessions	..	3	3	2	2	20	137	195	111	75
TOTAL BRITISH EMPIRE	23,027	25,504	22,914	22,652	32,872	10,53,539	11,00,829	9,66,894	11,62,356	12,44,618
Germany	..	45	11	30	212	..	859	209	000	4,803
Netherlands	60	102	200	95	634	2,338	3,671	6,038	2,902	10,102
Belgium	200	100	5,706	3,122
Japan	555	390	366	349	70	22,785	15,625	18,065	13,580	2,642
United States of America— Vld Atlantic Coast	200	6,675
TOTAL FOREIGN COUNTRIES	615	537	777	674	1,016	25,073	20,155	25,087	22,688	20,800
Share of Bengal	139	..	729	5,312	5,905	7,333	..	37,179	9,19,896	2,17,998
" Bombay	18,620	19,926	16,993	17,725	20,748	2,53,929	2,43,933	7,00,332	6,90,363	7,56,099
" Sind	364	1,502	1,978	1,637	1,613	39,336	68,315	67,726	64,421	62,871
" Madras	2	123	4	46	92	115	4,124	222	1,559	3,802
" Burma	4,017	4,485	4,822	5,056	5,531	1,77,350	2,02,661	2,17,416	2,10,905	2,33,948
TOTAL	23,642	26,041	23,691	30,326	33,868	10,78,612	11,20,064	9,92,881	11,86,044	12,76,418
Reduced moist (III. B)—	Cwts.	Cwts.	Cwts.	Cwts.	Cwts.					
United Kingdom	8,803	5,985	6,979	9,499	8,061	2,53,537	1,71,805	1,97,215	2,45,195	2,00,344
Germany	6	240	394	194	290	195	5,259	7,573	3,219	4,164
Netherlands	21	26	239	113	521	391	671	3,411	2,048	10,395
Belgium	10	99	206	1,650
Japan	22	30	755	1,019	..
United States of America— Vld Atlantic Coast	..	30	1,441	20
TOTAL FOREIGN COUNTRIES	37	296	655	337	910	792	7,371	11,759	6,286	16,209
Share of Bengal	622	..	916	3,081	2,142	12,307	..	18,539	71,290	44,351
" Bombay	30	..	265	392	124	2,747	..	2,742	25,962	2,464
" Sind	6,333	5,977	6,294	5,791	6,665	2,23,744	1,73,064	1,76,991	1,49,785	1,68,541
" Madras	40	39	4	..	20	1,297	2,751	87	..	332
" Burma	1,216	84	115	182	10	12,224	2,351	2,852	4,444	265
TOTAL	8,840	6,161	7,634	9,836	8,971	2,54,320	1,79,176	2,08,972	2,51,481	2,16,553

GENERAL IMPORTS

(370)

No. 13—continued

ARTICLES, AND COUNTRIES OF CONSIGNMENT; ALSO SHARE OF EACH PROVINCE	QUANTITY					VALUE				
	1922-23	1923-24	1924-25	1925-26	1926-27	1922-23	1923-24	1924-25	1925-26	1926-27
Paints and Painters' materials—continued										
<i>Paints and Colours—continued</i>										
Other sorts (III. E)—	Cwts.	Cwts.	Cwts.	Cwts.	Cwts.					
United Kingdom	148,016	178,594	178,083	165,546	169,393	49,31,584	52,76,820	49,16,468	44,08,482	44,30,402
Aden and Dependencies	3	2	33	100	389	1,117
Mesopotamia	1	..	186	20	..	27	21	4,070	180	5
Ceylon	139	161	224	175	465	5,780	7,494	7,992	6,188	8,207
Straits Settlements (including Labuan)	78	228	199	657	154	10,326	23,288	23,666	37,315	20,072
Hongkong	1,597	1,299	973	743	378	8,59,319	2,55,694	2,51,199	2,09,455	1,65,570
Canada—										
Via Atlantic Coast	9	98	..	5,526	..	74
South Australia (including Northern Territory)	1	1,378
Victoria	10
New South Wales	829	88	13,889	2,571
Australian Commonwealth (Total)	330	38	15,217	2,571	10
Other British Possessions	24	5	..	32	241	376	528	2	657	868
TOTAL BRITISH EMPIRE	145,182	180,892	174,609	167,178	170,871	53,22,767	55,66,255	52,10,040	46,60,272	46,94,308
Sweden	3	..	220	1,637	460	1,244	..	8,573	9,591	6,985
Norway	3	..	32	..	231	94	..	1,988	..	4,919
Germany	11,925	9,880	14,222	15,560	14,738	4,83,749	4,71,709	5,24,581	5,12,270	5,42,152
Netherlands	3,279	2,082	6,946	8,344	8,847	90,780	66,832	1,45,361	1,86,979	1,52,853
Belgium	8,430	7,603	10,130	12,650	11,738	2,38,861	1,57,186	1,67,202	1,67,386	1,44,406
France	383	657	355	620	337	29,593	13,755	16,835	21,962	13,579
Spain	103	100	810	365	1,806	1,645	1,505	8,088	3,102	18,501
Switzerland	3	..	1	7	11	874	..	218	1,921	725
Italy	640	1,395	1,088	3,205	2,494	6,289	17,568	20,058	35,503	23,313
Austria	1	2	7	118	..	134	635	806	5,173	12
Persia	..	20	15,008	10,501	524	..	264	30,804	64,627	2,325
China (exclusive of Hongkong and Macao)	75	207	204	195	159	18,641	39,054	14,803	22,581	51,328
Japan	199	460	721	923	188	25,490	26,598	14,931	21,115	3,811
United States of America—										
Via Atlantic Coast	2,466	1,580	4,387	4,950	6,809	1,79,334	1,26,825	2,30,634	2,60,744	3,55,159
Pacific	1,584	1,628	2,570	2,475	2,394	77,358	97,555	1,25,187	89,266	92,232
Other Foreign Countries	19	38	20	1	19	736	936	966	90	1,108
TOTAL FOREIGN COUNTRIES	29,088	25,552	57,614	61,551	50,805	11,55,287	10,19,920	13,75,635	13,52,205	14,44,023
Share of Bengal	79,363	102,820	124,378	106,189	103,098	27,50,930	30,04,368	29,85,403	23,33,740	25,39,313
Bombay	61,987	61,123	62,344	73,644	71,154	23,50,661	22,24,691	31,32,775	22,86,643	22,38,323
Sind	7,333	11,125	10,682	14,301	13,756	3,07,515	3,69,185	3,52,700	4,15,394	4,16,606
Madras	13,062	13,762	13,323	14,624	17,264	5,43,935	5,10,668	5,11,649	4,78,346	5,78,595
Surma	12,304	16,779	20,491	19,988	16,404	5,24,393	4,77,443	6,03,157	4,38,314	3,65,419
TOTAL	174,245	206,914	232,223	228,724	221,676	64,78,054	65,86,175	65,85,675	60,12,477	61,38,331

No. 13—continued

ARTICLES, AND COUNTRIES OF CONSIGNMENT; ALSO SHARE OF EACH PROVINCE	QUANTITY					VALUE				
	1922-23	1923-24	1924-25	1925-26	1926-27	1923-23	1923-24	1924-25	1925-26	1926-27
Paints and Painters' materials—continued						R	R	R	R	R
Paints and Colours—concluded										
Total Paints and Colours—	Cwts.	Cwts.	Cwts.	Cwts.	Cwts.					
United Kingdom	228,874	257,984	237,790	248,857	257,933	84,76,768	84,92,990	76,36,615	76,60,670	78,79,403
Aden and Dependencies	3	7	38	100	527	1,117
Ceylon	3,098	2,398	2,058	1,232	1,524	26,695	21,524	19,356	18,312	15,628
Mesopotamia	1	..	189	20	..	27	21	4,070	180	6
Straits Settlements (including Labuan)	104	224	302	660	157	11,866	23,402	23,956	37,392	20,405
Hongkong	1,760	1,474	1,025	743	678	3,66,081	2,63,021	2,53,289	2,09,455	1,65,570
Egypt*
Canada—										
Via Atlantic Coast	9	83	..	5,528	..	74
South Australia (including Northern Territory)	1,378
Victoria	10
New South Wales	329	88	13,319	2,571
Queensland	29
Australian Commonwealth (Total)	330	88	16,437	2,571	10
Other British Possessions	24	41	..	37	241	376	901	2	845	858
TOTAL BRITISH EMPIRE	234,194	262,166	241,253	251,579	260,533	88,97,187	88,04,096	79,42,931	79,21,870	80,81,947
Denmark	12	..	10	1,551	..
Norway	82	..	305	04	..	1,988	..	9,015
Sweden	3	..	220	1,637	469	1,244	2	3,573	9,591	6,085
Germany	26,418	23,751	26,374	34,647	45,789	3,38,030	7,19,255	7,78,645	7,16,641	8,52,081
Netherlands	4,599	3,363	41,587	11,831	11,480	1,35,136	1,10,502	2,74,234	2,16,097	2,23,388
Belgium	11,039	8,604	13,388	15,719	21,758	3,38,005	1,90,729	2,61,666	2,02,480	5,13,966
France	398	661	797	374	767	30,201	14,333	21,566	29,070	25,676
Spain	103	100	810	365	1,906	1,645	1,505	3,088	3,102	16,501
Switzerland	3	..	1	7	11	874	..	216	1,021	725
Italy	1,450	2,295	3,435	10,294	21,465	22,534	37,746	60,206	1,06,910	4,05,158
Austria	398	2	7	118	1,147	10,404	635	806	5,188	83,340
Czechoslovakia	1	24	35	1,135
Persia	..	20	15,003	10,508	524	..	264	30,604	65,427	2,825
China (exclusive of Hong- kong and Macao)	75	207	204	195	171	18,641	39,054	19,708	21,541	52,200
Japan	13,537	9,945	12,598	12,465	12,394	4,50,376	2,97,647	3,74,083	3,89,804	3,80,541
Egypt*	4	29
Madagascar	..	180	1,207
United States of America—										
Via Atlantic Coast	2,942	2,278	5,151	5,669	7,698	2,16,046	1,76,228	2,96,709	3,23,517	4,33,080
" Pacific "	1,545	1,628	2,618	2,485	2,397	79,193	97,591	1,23,378	80,970	92,451
Other Foreign Countries	19	39	16	..	27	725	942	876	..	938
TOTAL FOREIGN COUNTRIES	62,513	58,083	62,240	107,097	123,223	21,28,344	16,87,666	23,18,330	22,42,858	30,59,202
Share of Bengal	115,256	133,585	169,231	166,069	184,595	39,92,554	39,86,116	39,41,603	37,67,458	45,37,414
" Bombay	112,668	100,364	99,853	110,379	118,424	42,23,916	36,12,432	34,76,504	36,49,383	37,30,247
" Sind	18,287	22,036	21,701	24,594	25,381	7,82,376	8,51,066	8,23,257	7,33,709	8,35,888
" Madras	20,243	21,573	16,204	20,755	23,526	3,22,738	3,38,218	6,25,443	7,09,437	8,50,267
" Burma	39,358	32,886	36,901	36,079	39,330	12,80,215	12,24,799	13,94,344	12,84,213	11,86,213
TOTAL	296,707	315,249	333,493	358,676	383,756	1,19,71,931	1,04,92,662	1,02,61,261	1,01,64,728	1,11,40,149

* Shown as a Foreign Country from 1923-24.

ARTICLES, AND COUNTRIES OF CONSIGNMENT; ALSO SHARE OF EACH PROVINCE	QUANTITY					VALUE				
	1922-23	1923-24	1924-25	1925-26	1926-27	1922-23	1923-24	1924-25	1925-26	1926-27
Paints and Painters' materials—continued						R	R	R	R	R
Painters' materials (other than paints and colours)—										
Turpentine—	Cwts.	Cwts.	Cwts.	Cwts.	Cwts.					
Genuine turpentine (III. E)—										
United Kingdom	3,149	2,698	2,602	2,588	2,722	2,51,787	2,16,411	1,63,726	1,57,871	1,56,158
Straits Settlements (including Labuan)	1	108	60	1,501	15	..	53
Other British Possessions	1	2	2	170	83	19	126	197
TOTAL BRITISH EMPIRE	3,151	2,804	2,602	2,590	2,724	2,52,017	2,17,995	1,63,700	1,57,997	1,56,348
Finland	9	14	630	1,050
Sweden	..	2	175	340	2,346	..	143	12,764	18,604	1,13,931
Norway	1,015	1,473	52,844
Denmark	80	4,060
Germany	34	31	891	2,325	1,505	48,192
Borneo (Dutch)	..	698	7,660
United States of America— Via Atlantic Coast	270	144	123	..	16	25,223	15,453	12,324	7	644
Other Foreign Countries	1	10	1	4	41	40	750	82
TOTAL FOREIGN COUNTRIES	299	844	833	396	4,363	26,900	23,302	27,453	21,496	2,20,303
Share of Bengal	1,694	1,505	1,163	1,089	2,130	1,45,316	70,134	59,217	54,829	1,14,366
.. Bombay	727	881	860	760	3,343	56,537	73,559	65,330	52,313	1,30,744
.. Sind	395	274	87	162	137	25,603	19,363	3,336	7,119	5,664
.. Madras	166	513	263	394	557	13,317	27,926	19,068	25,299	26,036
.. Burma	458	476	562	581	375	32,646	44,755	43,062	39,933	50,351
TOTAL	3,440	3,648	2,985	2,986	7,087	2,78,917	2,41,297	1,91,213	1,79,493	3,77,151
Turpentine substitute (III. E)—	Cwts.	Cwts.	Cwts.	Cwts.	Cwts.					
United Kingdom	1,994	1,547	1,199	2,050	12,411	67,804	55,045	60,429	55,817	64,356
Ceylon	107	2	1,584	93	..
Straits Settlements (including Labuan)	1,055	..	1,410	1,754	1,488	18,097	..	20,730	32,139	24,735
TOTAL BRITISH EMPIRE	3,049	1,547	3,716	3,806	3,849	85,901	55,045	82,793	88,099	89,091
Perala	315	6,156
United States of America— Via Atlantic Coast	115	114	80	434	302	2,738	3,501	2,233	11,719	3,974
Other Foreign Countries	14	1	31	355	55	1,587
TOTAL FOREIGN COUNTRIES	430	114	94	435	333	8,894	3,501	2,588	11,774	10,541
Share of Bengal	1,248	194	395	204	215	26,222	6,581	11,540	5,215	6,395
.. Bombay	1,509	1,101	3,040	3,330	3,107	48,066	33,323	53,336	76,005	69,434
.. Sind	147	310	435	461	395	5,431	10,254	10,395	12,123	9,354
.. Madras	575	33	203	334	231	15,026	1,437	3,325	5,740	3,352
.. Burma	..	13	21	12	134	..	1,901	979	737	11,067
TOTAL	3,479	1,651	3,810	4,241	4,182	94,795	58,546	85,331	99,873	99,832
Varnish (III. E)—	Cwts.	Cwts.	Cwts.	Cwts.	Cwts.					
United Kingdom	18,969	20,933	20,035	25,203	23,642	17,55,832	14,12,334	14,61,704	17,34,198	18,31,133
Ceylon	8	2	5	32	21	730	354	631	2,409	1,123
Straits Settlements (including Labuan)	41	38	78	30	46	2,368	3,317	2,947	3,448	2,714
Hongkong	237	216	152	220	122	7,079	6,301	5,942	6,772	3,576
Other British Possessions	..	2	50	..	4	10	180	996	15	62
TOTAL BRITISH EMPIRE	19,255	2,246	20,370	25,265	23,835	17,66,669	16,22,536	14,72,270	17,46,902	18,38,667
Germany	241	374	1,137	2,331	2,232	16,973	34,593	56,060	1,13,008	1,79,323
Netherland	44	336	290	133	327	2,608	27,340	16,205	3,721	9,736
Belgium	107	25	53	103	61	3,021	1,507	2,450	3,337	2,395
Italy	..	1	..	34	153	..	43	10	1,352	7,405
United States of America— Via Atlantic Coast	1,939	1,797	1,730	1,513	1,232	1,46,563	1,53,073	1,48,374	1,25,930	1,16,667
.. Pacific	16	149	33	33	23	1,910	19,639	1,993	2,537	2,329
Other Foreign Countries	3	19	16	13	3	330	1,403	552	1,237	929
TOTAL FOREIGN COUNTRIES	1,450	2,901	3,314	4,270	4,076	1,71,400	2,38,158	2,26,049	2,57,922	2,51,234
Share of Bengal	4,320	7,043	7,167	3,395	10,307	4,26,492	5,09,460	5,60,077	6,24,323	6,65,941
.. Bombay	3,397	3,061	7,727	10,091	11,579	9,15,105	7,05,102	6,96,722	7,23,333	3,91,133
.. Sind	3,215	3,499	3,571	3,316	4,034	2,77,074	2,66,537	2,30,322	3,15,060	2,22,533
.. Madras	2,037	3,321	2,211	2,357	3,753	1,73,999	2,63,257	1,66,513	2,12,125	2,27,340
.. Burma	2,138	2,213	3,008	2,696	3,733	1,39,799	1,36,133	1,46,635	1,22,175	1,32,459
TOTAL	20,705	24,147	23,684	29,735	32,911	19,37,469	16,60,694	16,98,319	20,03,124	21,39,971

No. 13—continued

ARTICLES, AND COUNTRIES OF CONSIGNMENT; ALSO SHARE OF EACH PROVINCE	QUANTITY					VALUE				
	1922-23	1923-24	1924-25	1925-26	1926-27	1922-23	1923-24	1924-25	1925-26	1926-27
Paints and Painters' materials—continued						R	R	R	R	R
Painters' materials (other than paints and colours)—contd.										
Other kinds (III. B)— United Kingdom	—	—	—	—	—	2,96,688	3,25,086	2,81,425	3,30,317	4,71,323
Aden and Dependencies	—	—	—	—	—	1,409	567	12,304	..	727
Ceylon	—	—	—	—	—	19,038	24,353	30,491	27,363	33,250
Straits Settlements (including Labuan)	—	—	—	—	—	78	38	35	1,620	770
Hongkong	—	—	—	—	—	9,295
Other British Possessions	—	—	—	—	—	..	212	1,070	574	997
TOTAL BRITISH EMPIRE	—	—	—	—	—	3,17,268	3,60,254	3,25,324	4,09,074	5,22,577
Germany	—	—	—	—	—	30,742	28,411	38,033	17,032	25,777
Netherlands	—	—	—	—	—	10,987	3,900	30	992	8,438
Belgium	—	—	—	—	—	2,907	1,235	1,069	17,300	21,411
France	—	—	—	—	—	1,177	3,548	1,225	6,093	709
Italy	—	—	—	—	—	8,418	11,253	7,190	27,923	32,298
Austria	—	—	—	—	—	..	78	202	141	2,947
Mascat Territory and Trucial Oman	—	—	—	—	—	11,417	19,999	23,335	30,562	32,895
Other Native States in Arabia	—	—	—	—	—	2,177	757	4,050	7,266	11,740
Persia	—	—	—	—	—	135	79	11,003	1,278	2,225
Japan	—	—	—	—	—	1,504	2,422	396	172	823
Italian East Africa (Somaliland and Britoa)	—	—	—	—	—	..	78	1,367	47	..
Egypt*	—	—	—	—	—	..	1,443
United States of America— Via Atlantic Coast	—	—	—	—	—	442	2,503	2,223	9,725	3,027
„ Pacific „	—	—	—	—	—	..	16	533
Other Foreign Countries	—	—	—	—	—	478	..	314	432	244
TOTAL FOREIGN COUNTRIES	—	—	—	—	—	70,890	75,730	91,062	1,20,004	1,43,623
Share of Bengal	—	—	—	—	—	30,333	33,511	32,667	1,47,949	1,34,368
„ Bombay	—	—	—	—	—	1,05,865	2,19,167	2,04,363	2,34,891	3,11,245
„ Sind	—	—	—	—	—	24,473	34,203	52,334	57,907	69,249
„ Madras	—	—	—	—	—	71,321	74,913	74,764	66,013	68,879
„ Burma	—	—	—	—	—	45,408	17,135	1,713	3,693	52,370
TOTAL	—	—	—	—	—	3,87,658	4,35,984	4,16,386	5,29,978	6,66,200
Total value of Painters' materials (other than paints and colours)—										
United Kingdom	—	—	—	—	—	23,72,161	22,08,926	19,87,284	23,28,108	25,73,025
Aden and Dependencies	—	—	—	—	—	1,504	755	12,981	..	727
Ceylon	—	—	—	—	—	19,898	24,782	32,775	30,061	40,510
Straits Settlements (including Labuan)	—	—	—	—	—	20,603	4,954	23,777	26,457	23,272
Hongkong	—	—	—	—	—	7,079	6,201	5,943	6,772	12,370
Egypt*	—	—	—	—	—
Other British Possessions	—	—	—	—	—	10	212	1,323	539	1,089
TOTAL BRITISH EMPIRE	—	—	—	—	—	24,21,255	22,55,880	20,44,137	24,01,977	26,56,503
Finland	—	—	—	—	—	180	1,050
Sweden	—	—	—	—	—	..	192	12,784	19,086	1,15,500
Norway	—	—	—	—	—	1,073	62,844
Denmark	—	—	—	—	—	471	4,080
Germany	—	—	—	—	—	47,735	63,004	96,418	1,32,550	1,32,959
Netherlands	—	—	—	—	—	13,590	31,749	16,365	9,713	13,224
Belgium	—	—	—	—	—	5,925	2,742	3,519	21,137	24,306
France	—	—	—	—	—	1,491	3,331	1,295	7,043	1,211
Italy	—	—	—	—	—	8,418	11,391	7,190	29,735	39,793
Austria	—	—	—	—	—	..	78	202	141	2,947

* Shows as a Foreign Country from 1923-24.

GENERAL IMPORTS

(374)

No. 13—continued

ARTICLES, AND COUNTRIES OF CONSIGNMENT; ALSO SHARE OF EACH PROVINCE	QUANTITY					VALUE				
	1922-23	1923-24	1924-25	1925-26	1926-27	1922-23	1923-24	1924-25	1925-26	1926-27
Paints and Painters' materials—continued						R	R	R	R	R
Painters' materials (other than paints and colours)—concluded										
Total value of Painters' materials (other than paints and colours)—continued										
Maskat Territory and Trucial Oman						11,417	19,909	24,478	30,562	32,895
Other Native States in Arabia						2,177	757	4,060	7,296	11,404
Peria						6,282	79	11,008	1,278	2,225
Borneo (Dutch)							7,660			
Japan						1,514	2,451	390	494	1,330
Egypt*							1,443			
Italian East Africa (Somali- land and Eritrea)							76	1,367	47	
United States of America— Via Atlantic Coast						1,74,966	1,74,530	1,65,464	1,47,382	1,32,212
" Pacific "						1,910	19,705	1,998	2,587	2,362
Other Foreign Countries						12	1,044	680	765	68
TOTAL FOREIGN COUNTRIES						2,77,584	3,40,691	3,47,152	4,10,496	6,26,150
Share of Bengal						6,79,417	6,76,736	7,13,607	8,22,919	9,70,558
" Bombay "						11,84,773	10,41,161	9,24,396	11,21,662	14,52,771
" Sind "						3,32,036	3,31,012	2,97,797	3,92,209	3,07,390
" Madras "						2,84,163	3,67,633	2,63,270	2,99,187	3,05,907
" Burma "						2,17,850	1,90,029	1,92,439	1,66,501	2,46,227
TOTAL						26,95,839	25,96,521	23,91,309	28,12,468	32,32,753
Total value of Paints and Painters' materials										
United Kingdom						1,03,48,929	1,07,01,895	96,02,890	99,88,782	1,04,62,438
Aden and Dependencies						1,604	1,282	14,098		727
Mesopotamia						87	21	4,729	180	45
Ceylon						46,593	56,306	52,131	43,363	56,133
Straits Settlements (including Labuan)						32,468	28,256	47,733	73,356	48,677
Hongkong						3,73,160	2,69,322	2,69,231	2,16,227	1,78,440
Egypt*										
Canada										
Via Atlantic Coast						38		5,544		172
South Australia (including Northern Territory)						1,378				
Victoria										10
New South Wales						18,839	2,571	301		
Queensland						20				
Australian Commonwealth (Total)						16,237	2,571	301		10
Other British Possessions						376	1,173	432	1,434	1,314
TOTAL BRITISH EMPIRE						1,13,18,442	1,10,60,326	99,87,088	1,03,23,342	1,07,33,455
Finland									630	1,050
Sweden						1,244	195	21,357	23,677	1,22,035
Norway						1,767		3,963		62,460
Denmark						481			1,051	4,080
Germany						9,25,765	7,82,359	3,75,063	3,43,231	10,36,040
Netherlands						1,48,726	1,42,251	2,90,599	2,26,400	2,46,613
Belgium						3,23,933	1,93,471	2,63,187	2,33,567	5,23,222
France						31,782	13,214	22,331	36,113	26,937
Spain						1,651	1,505	3,033	3,352	13,501
Switzerland						374	75	433	1,371	750
Italy						30,952	49,047	67,396	1,35,695	4,44,261
Austria						10,404	713	1,003	5,329	36,233
Czechoslovakia										1,135

* Shown as a Foreign Country from 1923-24.

No. 13—continued.

ARTICLES, AND COUNTRIES OF CONSIGNMENT; ALSO SHARE OF EACH PROVINCE	QUANTITY					VALUE				
	1922-23	1923-24	1924-25	1925-26	1926-27	1922-23	1923-24	1924-25	1925-26	1926-27
Paints and Painters' materials—concluded						R	R	R	R	R
<i>Total value of Paints and Painters' materials—contd.</i>										
Mascat Territory and Trucial Oman	—	—	—	—	—	11,417	19,999	24,476	30,562	32,895
Other Native States in Arabia	—	—	—	—	—	2,177	825	4,060	7,206	11,787
Fernia	—	—	—	—	—	6,232	343	91,612	66,705	5,080
Borneo (Dutch)	—	—	—	—	—	—	7,660	—	—	—
China (excludes of Hongkong and Macao)	—	—	—	—	—	18,648	39,396	19,914	22,506	52,801
Japan	—	—	—	—	—	4,52,390	2,99,998	2,74,479	3,30,798	3,81,771
Egypt*	—	—	—	—	—	—	1,468	91	1,419	—
Italian East Africa (Somaland and Eritrea)	—	—	—	—	—	—	76	1,367	47	—
Madagascar	—	—	—	—	—	—	1,207	—	—	—
United States of America— Via Atlantic Coast	—	—	—	—	—	3,91,012	3,50,756	4,64,173	4,70,800	5,65,392
" Pacific "	—	—	—	—	—	81,193	1,17,296	1,30,371	92,566	96,313
Other Foreign Countries	—	—	—	—	—	780	1,001	900	—	598
TOTAL FOREIGN COUNTRIES*						24,51,428	20,23,357	26,05,482	26,63,354	30,84,447
Share of Bengal						19,71,971	16,48,868	16,65,110	16,00,375	18,07,979
" Bombay "						53,97,791	46,63,594	44,00,800	47,71,536	51,83,018
" Sind "						10,85,012	11,82,078	11,21,164	11,75,913	11,43,173
" Madras "						11,06,901	11,86,331	3,22,713	10,03,624	11,26,164
" Burma "						14,98,128	14,14,323	15,20,783	14,20,744	14,39,379
TOTAL						1,37,69,870	1,30,89,188	1,26,62,570	1,29,77,196	1,44,22,002
Paper and Pasteboard—										
Paper—										
Packing Paper (ILL. M)	Owts.	Owts.	Owts.	Owts.	Owts.					
United Kingdom	58,927	15,687	15,122	23,696	22,368	8,42,239	4,39,160	4,10,380	5,96,260	6,09,150
Ceylon	85	21	—	—	18	1,305	710	32	—	194
Straits Settlements (including Labuan)	66	66	158	153	106	2,047	3,238	3,138	4,032	4,115
Federated Malay States	—	—	—	—	18	—	—	—	—	1,081
Hongkong	1,017	662	709	1,119	364	18,458	13,728	12,786	20,828	6,381
Canada—										
Via Atlantic Coast	—	—	1,116	1,333	1,082	—	—	21,730	34,104	19,174
Other British Possessions	—	—	—	—	—	—	—	—	—	66
TOTAL BRITISH EMPIRE	60,045	16,386	17,105	26,201	24,421	8,65,049	4,56,821	4,47,990	6,66,824	6,89,111
Russia—										
Northern Russia	207	196	—	—	1,765	2,394	2,677	—	—	27,628
Finland	6,242	5,352	6,627	3,960	2,108	1,19,014	1,00,671	1,06,011	66,766	1,19,707
Latvia	—	—	44	1,061	1,657	—	—	850	15,760	25,417
Georgia	—	—	—	579	—	—	—	—	11,400	—
Sweden	16,596	20,196	23,860	48,427	55,855	3,79,686	4,14,271	4,60,017	8,59,525	10,02,016
Norway	11,994	7,433	3,100	12,608	10,986	2,71,636	1,46,324	1,51,563	2,66,126	2,19,706
Denmark	380	—	188	227	—	3,306	—	3,169	3,349	—
Germany	26,826	35,228	60,840	49,780	65,501	5,66,560	6,77,471	11,49,633	9,99,229	12,02,375
Netherlands	8,197	8,433	11,811	12,068	15,999	1,48,201	1,30,058	1,68,575	2,03,357	2,55,168
Belgium	1,205	1,029	1,333	3,027	3,999	22,613	40,286	64,681	94,677	85,750
France	22	22	—	107	121	5,126	616	—	3,994	4,944
Switzerland	24	183	152	144	152	1,000	4,014	4,179	3,690	3,100
Italy	70	62	998	1,655	2,523	4,376	2,301	16,778	30,586	43,907
Austria	757	2,204	5,325	10,792	11,126	27,844	45,366	1,40,789	2,30,922	1,79,007
Hungary	—	—	—	179	—	—	—	—	3,753	—
Czechoslovakia	49	91	—	1,211	1,067	1,451	1,731	—	15,724	21,317
China (excludes of Hongkong and Macao)	100	54	390	84	44	4,762	1,288	13,510	3,314	2,970
Japan	23	1,572	3,325	3,377	2,937	931	47,578	34,599	79,556	72,520
United States of America— Via Atlantic Coast	22,954	135	119	75	302	1,99,321	4,332	7,172	3,643	7,865
" Pacific "	249	17	—	6	27	16,868	764	—	246	651
Other Foreign Countries	—	—	23	43	1	—	—	673	1,033	25
TOTAL FOREIGN COUNTRIES	95,955	82,212	122,605	149,305	182,104	17,35,913	16,22,968	23,30,969	23,77,247	23,84,302

* Shown as a Foreign Country from 1923-24.

ARTICLES, AND COUNTRIES OF CONSIGNMENT; ALSO SHARE OF EACH PROVINCE	QUANTITY					VALUE				
	1922-23	1923-24	1924-25	1925-26	1926-27	1922-23	1923-24	1924-25	1925-26	1926-27
Paper and Pasteboard—continued						R	R	R	R	R
<i>Paper—continued</i>										
<i>Packing Paper (III. M)—continued</i>	<i>Cwts.</i>	<i>Cwts.</i>	<i>Cwts.</i>	<i>Cwts.</i>	<i>Cwts.</i>					
<i>Share of Bengal</i>	21,542	28,700	41,877	53,900	60,743	4,68,193	5,98,104	7,76,970	9,96,733	10,76,742
.. <i>Bombay</i>	47,759	46,438	66,857	85,828	94,432	11,66,659	10,30,210	14,34,751	18,70,820	20,54,037
.. <i>Sind</i>	1,710	2,664	2,366	2,970	6,956	41,140	53,824	56,602	56,794	89,076
.. <i>Madras</i>	6,619	7,844	13,655	13,310	22,685	1,27,407	1,43,416	2,63,109	2,63,087	4,08,437
.. <i>Burma</i>	78,670	12,902	16,555	20,198	23,709	8,62,563	3,57,235	3,97,517	3,42,697	3,66,560
TOTAL	156,000	98,598	140,710	176,106	207,525	26,50,962	20,79,789	28,28,949	35,34,131	40,08,913
Printing paper—										
<i>Newsprint (III. M) (a)—</i>		<i>Cwts.</i>	<i>Cwts.</i>	<i>Cwts.</i>	<i>Cwts.</i>					
<i>United Kingdom</i>	—	15,920	8,904	8,116	14,813	—	3,08,327	1,26,024	1,22,878	2,10,469
<i>Ceylon</i>	—	46	—	—	—	—	649	—	—	—
TOTAL BRITISH EMPIRE	—	15,966	8,904	8,116	14,813	—	3,08,976	1,26,024	1,22,878	2,10,469
Russia—										
<i>Northern Russia</i>	—	96	—	—	—	—	2,025	—	—	—
<i>Finland</i>	—	2,578	13,042	6,467	27,521	—	45,767	2,14,685	96,462	4,12,867
<i>Ethiopia</i>	—	—	954	—	830	—	—	14,706	—	4,632
<i>Sweden</i>	—	18,779	18,029	25,704	21,979	—	2,81,652	2,47,080	3,19,610	2,72,968
<i>Norway</i>	—	78,469	96,677	94,466	142,416	—	12,89,276	14,85,656	13,06,936	20,00,352
<i>Denmark</i>	—	613	102	—	—	—	11,028	2,362	—	—
<i>Germany</i>	—	87,808	140,647	51,213	91,771	—	9,60,829	19,05,989	7,44,828	13,18,757
<i>Netherlands</i>	—	4,654	19,826	18,659	11,937	—	75,371	2,87,076	2,46,478	1,78,576
<i>Belgium</i>	—	1,077	1,125	372	809	—	19,708	21,705	5,194	4,943
<i>France</i>	—	—	—	122	—	—	—	—	1,468	—
<i>Switzerland</i>	—	—	26	540	—	—	—	389	7,742	—
<i>Italy</i>	—	1,722	18,807	18,432	12,580	—	39,754	2,05,109	2,31,879	1,87,079
<i>Austria</i>	—	18,809	48,508	48,354	87,533	—	2,93,393	6,38,667	6,49,449	12,56,313
<i>Czechoslovakia</i>	—	25	603	845	6,146	—	408	7,960	14,291	1,08,229
<i>Formosa</i>	—	—	—	—	291	—	—	—	—	4,035
<i>Japan</i>	—	—	—	160	18	—	—	—	4,904	850
TOTAL FOREIGN COUNTRIES	—	184,616	348,346	265,334	402,831	—	30,19,211	51,21,334	36,29,041	57,24,851
<i>Share of Bengal</i>	—	67,738	127,119	109,300	141,954	—	11,17,637	18,46,264	16,43,787	20,16,632
.. <i>Bombay</i>	—	77,019	129,021	103,738	141,644	—	12,37,019	18,51,605	13,61,203	19,10,119
.. <i>Sind</i>	—	11,351	26,101	12,389	40,699	—	1,74,241	3,49,730	1,83,144	6,29,116
.. <i>Madras</i>	—	33,875	61,573	31,536	69,899	—	6,00,598	3,19,159	5,14,849	10,34,029
.. <i>Burma</i>	—	10,603	21,436	16,473	23,643	—	1,23,493	3,31,210	2,63,331	3,27,244
<i>Protected†</i>	—	—	—	739	407	—	—	—	11,679	6,935
<i>Not protected</i>	—	—	—	272,711	417,287	—	—	—	37,40,240	59,28,205
TOTAL	—	200,582	355,250	273,450	417,644	—	33,23,187	52,47,368	37,51,919	59,35,140
Other sorts (III. M) (a)—										
<i>United Kingdom</i>	—	<i>Cwts.</i>	<i>Cwts.</i>	<i>Cwts.</i>	<i>Cwts.</i>	—	24,61,888	28,21,397	28,73,820	17,22,809
<i>Ceylon</i>	—	1	579	—	—	—	17	9,971	35	—
Canada—										
<i>Via Atlantic Coast</i>	—	—	—	—	254	—	—	—	—	6,358
<i>Other British Possessions</i>	—	17	—	—	41	—	417	—	—	605
TOTAL BRITISH EMPIRE	—	88,115	99,834	121,580	71,867	—	24,62,272	28,31,368	28,73,855	17,28,272
<i>Finland</i>	—	2,220	850	4,359	2,244	—	50,413	20,050	75,965	36,303
<i>Georgia</i>	—	—	—	327	—	—	—	—	7,456	—
<i>Sweden</i>	—	3,956	4,427	3,510	6,876	—	1,04,941	1,09,316	78,124	1,24,667
<i>Norway</i>	—	27,774	28,990	27,730	14,525	—	6,73,998	7,72,986	6,06,978	3,00,377
<i>Denmark</i>	—	—	—	90	—	—	—	—	1,310	—
<i>Germany</i>	—	52,831	60,114	21,997	41,717	—	13,00,068	14,00,546	5,13,584	8,00,037
<i>Netherlands</i>	—	18,531	23,546	18,656	22,759	—	3,02,737	4,84,905	4,63,177	4,49,133
<i>Belgium</i>	—	4,830	3,062	11,245	16,756	—	1,63,638	2,09,903	2,93,000	3,86,056
<i>France</i>	—	—	521	—	104	—	—	7,050	—	2,763
<i>Switzerland</i>	—	—	57	10	—	—	—	1,513	159	—
<i>Italy</i>	—	567	1,391	1,234	815	—	14,133	35,039	26,078	22,428
<i>Austria</i>	—	6,683	5,815	12,468	9,387	—	1,86,577	1,82,020	2,29,327	1,84,914
<i>Hungary</i>	—	—	690	—	—	—	—	15,135	—	—
<i>Czechoslovakia</i>	—	851	43	3,427	864	—	9,612	375	73,317	15,230
<i>China (exclusive of Hong-kong and Macao.)</i>	—	—	12	—	—	—	—	1,120	—	—
<i>Japan</i>	—	1,475	53	—	97	—	43,277	1,094	1,375	3,603
<i>United States of America—</i>										
<i>Via Atlantic Coast</i>	—	297	327	241	253	—	15,278	15,096	8,717	12,665
TOTAL FOREIGN COUNTRIES	—	114,568	134,353	105,336	116,397	—	28,62,067	32,97,196	24,24,574	23,33,266

(a) Separately recorded from 1923-24.
† Classified from October, 1925.

No 13—continued

ARTICLES AND COUNTRIES OF CONSIGNMENT; ALSO SHARE OF EACH PROVINCE	QUANTITY					VALUE				
	1922-23	1923-24	1924-25	1925-26	1926-27	1922-23	1923-24	1924-25	1925-26	1926-27
Paper and Pasteboard— <i>continued</i>						R	R	R	R	R
Paper—continued										
Printing paper—continued										
Other sorts (III. M) (a)— <i>continued</i>		Owts.	Owts.	Owts.	Owts.					
Share of Bengal	—	53,512	57,586	47,878	46,098	—	15,68,780	15,81,589	11,56,539	10,71,479
" Bombay	—	33,173	106,471	119,506	70,925	—	21,34,349	28,90,016	26,00,346	16,61,691
" Sind	—	14,311	16,189	11,973	11,189	—	3,58,011	3,83,648	3,25,429	3,29,313
" Madras	—	33,734	49,014	33,515	48,991	—	3,96,929	10,88,688	8,12,378	9,63,467
" Burma	—	12,983	14,442	14,174	11,820	—	3,66,379	4,06,166	3,93,733	2,40,663
Protected	—	—	—	99,788	158,232	—	—	—	22,93,893	32,88,354
(Not protected)	—	—	—	127,128	85,012	—	—	—	30,05,032	7,77,694
TOTAL	—	197,683	234,692	226,616	188,264	—	53,34,939	61,20,066	52,98,425	40,00,538
Total Printing Paper (III. M)—	Owts.	Owts.	Owts.	Owts.	Owts.					
United Kingdom	114,412	99,017	106,159	129,695	86,885	34,83,422	27,65,165	29,47,921	29,06,608	19,32,708
Ceylon	1,497	47	579	1	..	52,462	666	9,971	85	..
Canada—										
Via Atlantic Coast	354	5,858
Other British Possessions	17	41	..	417	605
TOTAL BRITISH EMPIRE	115,909	99,081	106,738	129,696	86,886	35,35,884	27,66,248	29,57,892	29,06,733	19,33,761
Russia—										
Northern Russia	100	96	1,688	2,025
Finland	10,501	4,798	18,892	10,826	29,765	2,06,825	96,180	2,34,785	1,72,428	4,49,170
Estonia	954	..	830	14,708	..	4,632
Georgia	327	7,456	..
Sweden	40,826	22,735	22,456	29,214	23,856	8,48,901	3,26,593	3,56,846	3,97,784	3,97,635
Norway	138,539	106,243	125,657	122,196	156,041	30,53,478	19,63,269	22,58,642	19,13,914	23,00,729
Denmark	892	613	102	90	..	18,326	11,028	2,862	1,810	..
Germany	44,764	110,639	200,761	73,210	193,468	10,28,910	22,60,697	34,86,585	12,58,412	31,18,794
Netherlands	13,233	18,168	43,372	37,315	34,696	3,13,468	3,78,198	7,71,961	7,09,655	6,27,759
Belgium	8,988	5,957	9,187	11,617	17,065	2,44,952	1,83,846	2,31,608	3,03,194	3,90,999
France	521	122	104	7,050	1,468	2,763
Switzerland	182	..	88	550	..	6,888	..	1,902	7,901	..
Italy	2,724	2,239	15,198	19,666	13,395	39,923	53,697	2,40,148	2,57,757	1,89,547
Austria	6,152	25,493	49,823	60,822	96,920	1,35,220	4,70,970	7,70,087	9,10,276	14,41,227
Hungary	660	15,185
Czechoslovakia	1,612	376	646	4,272	7,610	41,993	10,020	8,335	37,610	1,18,459
Formosa	291	4,085
China (exclusive of Hong-kong and Macao)	12	1,120
Japan	1,946	1,475	53	202	115	70,715	41,277	1,044	6,279	4,453
United States of America—										
Via Atlantic Coast	884	297	327	243	253	40,675	15,278	15,099	8,727	12,065
TOTAL FOREIGN COUNTRIES	270,895	299,184	483,204	370,670	519,228	60,50,897	58,81,878	84,19,022	60,58,611	80,62,917
Share of Bengal	119,332	131,350	134,704	156,933	133,052	30,78,437	30,36,517	34,27,843	26,06,320	30,86,111
" Bombay	152,726	169,133	226,492	223,964	319,569	35,87,901	23,71,863	45,41,821	39,51,564	34,71,710
" Sind	25,173	35,662	42,231	24,262	51,810	5,22,662	5,22,263	7,13,378	4,98,573	7,68,434
" Madras	59,883	67,599	91,537	66,320	118,800	16,01,949	14,97,512	19,07,817	12,27,237	30,47,496
" Burma	22,735	22,571	25,878	30,652	34,868	7,30,322	5,59,577	7,36,365	6,57,664	6,27,927
Protected†	—	—	—	100,527	153,659	—	—	—	23,95,072	32,93,789
(Not protected)	—	—	—	99,939	452,249	—	—	—	67,45,272	67,05,839
TOTAL	136,804	393,265	589,942	500,366	605,908	95,86,691	86,48,126	1,13,76,924	90,50,344	1,00,01,678

(a) Separately recorded from 1923-24.
† Classified from October, 1925.

GENERAL IMPORTS

(378)

No. 13—continued

ARTICLES, AND COUNTRIES OF CONSIGNMENT; ALSO SHARE OF EACH PROVINCE	QUANTITY					VALUE				
	1922-23	1923-24	1924-25	[1925-26]	1926-27	1922-23	1923-24	1924-25	1925-26	1926-27
Paper and Pasteboard— continued										
<i>Paper—continued</i>										
Writing paper and envelopes—		Cwts.	Cwts.	Cwts.	Cwts.					
Writing paper in large sheets (III. M) (a)—										
United Kingdom	—	82,488	80,891	70,745	58,765	—	29,68,068	26,58,055	24,12,597	20,04,718
Mesopotamia	—	74	—	1,930
Ceylon	—	4	1	103	60	—	114	24	4,821	4,168
Straits Settlements (includ- ing Labuan)	—	19	6	3	..	—	1,181	463	222	20
Hongkong	—	25	1	—	1,232	36
Canada—										
Via Atlantic Coast	—	879	497	1,077	308	—	45,546	21,217	39,508	10,816
Victoria	—	..	88	—	..	1,455
Australian Commonwealth (Total)	—	..	38	—	..	1,455
TOTAL BRITISH EMPIRE	—	83,415	81,484	71,928	59,207	—	80,16,081	26,79,250	24,57,143	20,21,642
Finland	—	5,607	2,590	292	302	—	1,16,380	68,881	6,071	6,387
Poland (including Dantzig)	—	240	42	—	3,350	1,040
Sweden	—	1,599	3,211	3,341	6,568	—	50,970	83,983	85,207	1,48,898
Norway	—	8,511	5,881	9,818	20,118	—	3,06,294	2,08,644	2,92,766	4,94,785
Germany	—	30,055	82,138	18,758	22,840	—	6,21,678	8,76,668	5,09,888	5,24,825
Netherlands	—	12,564	12,475	12,335	19,255	—	3,71,536	3,29,590	2,98,138	4,38,068
Belgium	—	357	513	983	6,376	—	18,513	18,157	29,354	1,40,848
France	—	..	21	62	52	—	..	950	4,816	3,267
Switzerland	—	..	6	..	52	—	..	334	..	2,850
Italy	—	128	2,266	1,700	4,189	—	3,973	61,004	38,704	94,598
Austria	—	4,786	8,771	17,401	24,607	—	1,26,232	2,51,458	4,50,118	5,56,579
Czechoslovakia	—	482	161	567	2,168	—	16,041	4,398	14,591	45,261
China (exclusive of Hongkong and Macao)	—	39	8	38	58	—	2,157	481	1,448	1,836
United States of America—										
Via Atlantic Coast	—	3,363	1,437	783	1,328	—	1,68,834	69,351	81,384	49,665
,, Pacific ,,	—	1	—	281	2
Other Foreign Countries	—	13	35	..	5	—	1,366	1,740	..	352
TOTAL FOREIGN COUNTRIES	—	67,450	69,518	66,818	107,455	—	17,99,255	19,65,579	17,60,320	24,98,726
Share of Bengal	—	35,638	31,564	28,174	33,776	—	12,14,466	11,12,435	10,27,375	8,06,675
,, Bombay	—	53,839	51,179	50,356	77,882	—	15,79,124	14,85,619	13,69,923	19,39,288
,, Sind	—	12,668	17,922	13,147	23,627	—	3,97,166	4,81,621	3,27,371	5,35,507
,, Madras	—	40,948	40,991	34,039	37,658	—	13,11,360	13,92,339	10,59,980	10,97,086
,, Burma	—	7,721	9,291	12,550	4,719	—	3,13,230	3,13,915	4,33,033	1,51,912
Protected †	—	—	—	65,951	166,607	—	—	—	19,98,382	45,19,045
Not protected	—	—	—	72,295	55	—	—	—	22,24,181	1,828
TOTAL	—	150,865	150,947	128,246	166,662	—	48,15,336	46,44,829	42,17,463	45,20,868
Note and letter paper and envelopes (III. M) (a)—		Cwts.	Cwts.	Cwts.	Cwts.					
United Kingdom	—	7,042	3,880	6,405	7,426	—	5,44,946	2,87,574	3,99,098	5,39,940
Straits Settlements (includ- ing Labuan)	—	19	183	107	8	—	2,894	7,789	6,500	461
Hongkong	—	65	122	54	66	—	4,971	7,044	3,199	3,350
Canada—										
Via Atlantic Coast	—	88	..	—	1,921	..
Other British Possessions.	—	4	2	..	15	—	311	331	50	947
TOTAL BRITISH EMPIRE	—	7,130	4,151	6,619	7,515	—	5,53,122	3,02,788	4,10,678	5,44,928

(a) Separately recorded from 1923-24,
† Classified from October, 1926.

No. 13—continued

ARTICLES, AND COUNTRIES OF CONSIGNMENT; ALSO SHARE OF EACH PROVINCE	QUANTITY					VALUE				
	1922-23	1923-24	1924-25	1925-26	1926-27	1922-23	1923-24	1924-25	1925-26	1926-27
Paper and Pasteboard— <i>continued</i>										
<i>Paper—continued</i>										
<i>Writing paper and envelopes—</i> <i>continued</i>										
Note and letter paper and envelopes (III. M.) (a)— <i>continued</i>										
		Owts.	Owts.	Owts.	Owts.		R	R	R	R
Finland	—	—	253	..	47	—	..	5,230	..	1,003
Sweden	—	263	361	79	93	—
Norway	—	—	40	174	524	—	9,932	2,751	2,708	3,441
Germany	—	3,977	492	495	611	—	..	1,058	3,340	11,896
Netherlands	—	176	363	237	39	—	1,04,957	21,255	17,028	19,691
Belgium	—	26	141	164	343	—	9,026	9,497	6,144	1,794
France	—	11	4	21	61	—	1,310	9,372	5,464	8,806
Switzerland	—	—	61	85	2	—	1,110	293	1,033	3,027
Italy	—	47	122	61	67	—	..	4,179	6,503	100
Austria	—	179	463	300	93	—	1,331	6,540	2,524	3,018
(Czechoslovakia)	—	34	..	35	39	—	10,927	13,491	10,997	2,340
China (exclusive of Hongkong and Macao)	—	9	56	97	70	—	863	..	1,541	1,859
Japan	—	32	26	17	11	—	545	3,294	5,533	2,760
Egypt	—	27	—	14,817	1,377	2,013	1,399
United States of America—										
<i>Via Atlantic Coast</i>	—	115	19	21	126	—	1,321	33
<i>Pacific</i>	—	—	7,633	3,126	1,293	3,116
Other Foreign Countries	—	..	1	..	5	—	1,040
TOTAL FOREIGN COUNTRIES		4,974	2,892	1,859	2,031		2,54,743	31,963	67,461	73,203
<i>Share of Bengal</i>		1,225	229	734	1,391		1,05,415	25,745	43,332	1,37,980
<i>Bombay</i>		4,637	2,770	2,354	3,579		2,33,737	79,153	1,43,763	2,05,644
<i>Sind</i>		2,209	1,555	1,493	1,243		1,60,133	1,32,317	1,04,916	1,03,353
<i>Madras</i>		2,334	1,113	742	373		1,61,343	72,751	50,997	35,333
<i>Burma</i>		1,199	1,376	2,600	2,464		92,131	94,725	1,30,263	1,25,725
Protected †		—	—	5,269	9,453		—	—	2,90,024	3,10,404
Not protected		—	—	3,299	93		—	—	1,33,160	6,733
TOTAL		12,104	7,043	3,473	9,546		3,07,364	3,34,766	4,73,124	6,17,226
<i>Envelopes imported sep-</i> <i>arately (III. M.) (b)—</i>			Owts.	Owts.	Owts.					
United Kingdom	—	—	4,021	4,393	3,397	—	—	2,33,920	3,17,133	4,75,330
Straits Settlements (includ- ing Labuan)	—	—	16	5	..	—	—	1,332	339	33
Hongkong	—	—	45	64	27	—	—	3,809	3,537	1,522
Canada—										
<i>Via Atlantic Coast</i>	—	—	2	2	..	—	—	304	2,016	..
Other British Possession	—	—	5	25	3	—	—	305	303	203
TOTAL BRITISH EMPIRE			4,069	4,389	3,427			2,35,790	3,24,046	4,77,599
Sweden	—	—	1,104	1,210	1,305	—	—	33,669	41,973	47,369
Norway	—	—	33	219	..	—	—	2,924	5,717	..
Germany	—	—	2,423	1,337	2,775	—	—	33,246	71,522	1,39,242
Netherlands	—	—	171	169	303	—	—	6,340	9,013	12,719
Belgium	—	—	46	102	403	—	—	2,329	4,324	16,356
France	—	—	4	11	19	—	—	642	1,977	599
Switzerland	—	—	1	24	19	—	—	93	3,371	1,534
Italy	—	—	3	7	60	—	—	405	319	3,235
Austria	—	—	66	136	35	—	—	2,563	7,135	1,043
Japan	—	—	63	45	35	—	—	13,636	7,407	9,547
United States of America—										
<i>Via Atlantic Coast</i>	—	—	45	39	391	—	—	3,352	5,596	10,594
<i>Pacific</i>	—	—	..	4	3	—	—	..	135	512
Other Foreign Countries	—	—	3	7	5	—	—	175	405	191
TOTAL FOREIGN COUNTRIES			4,022	3,930	3,410			1,70,339	1,60,333	2,43,951

(a) Separately recorded from 1923-24.
(b) Separately recorded from 1924-25.
† Classified from October, 1925.

GENERAL IMPORTS

(380)

No. 13—continued

ARTICLES, AND COUNTRIES OF ORIGIN; ALSO SHARE OF EACH PROVINCE	QUANTITY					VALUE				
	1922-23	1923-24	1924-25	1925-26	1926-27	1922-23	1923-24	1924-25	1925-26	1926-27
						R	R	R	R	R
Paper and Pasteboard— continued										
Paper—continued										
Writing paper and envelopes— continued										
Envelopes imported separately (ILL. M) (a)—continued										
			Cwts.	Cwts.	Cwts.					
<i>Share of Bengal</i>	—	—	1,174	1,669	1,707	—	—	88,262	70,088	1,21,520
“ <i>Bombay</i>	—	—	3,949	4,597	8,306	—	—	1,98,210	2,23,456	3,27,377
“ <i>Sind</i>	—	—	1,854	833	1,368	—	—	73,916	47,271	78,506
“ <i>Madras</i>	—	—	827	1,585	2,761	—	—	44,964	38,079	1,48,214
“ <i>Burma</i>	—	—	207	835	700	—	—	60,827	64,035	45,483
Protected†	—	—	—	1,766	6,796	—	—	—	1,16,810	3,47,192
Not-protected	—	—	—	7,158	8,041	—	—	—	3,67,619	3,74,358
TOTAL	—	—	8,111	8,919	14,837	—	—	4,66,179	4,84,429	7,21,550
Total Writing paper and envelopes			Cwts.	Cwts.	Cwts.					
United Kingdom	101,498	89,580	86,801	82,048	74,588	42,94,447	35,18,004	32,32,549	31,28,878	8,20,479
Mesopotamia	74	1,941
Ceylon	150	8	6	128	78	18,564	418	409	5,724	5,250
Straits Settlements (including Labuan)	52	38	160	115	8	8,292	4,025	10,084	7,111	514
Hongkong	157	90	168	118	98	8,596	6,208	10,949	6,786	5,112
Canada—										
<i>West Atlantic Coast</i>	26	879	499	1,182	808	18,028	45,546	22,021	43,850	10,816
<i>Victoria</i>	38	1,455	..	32
<i>Queensland</i>	5
<i>Australian Commonwealth (Total)</i>	38	1,455	..	37
<i>Other British Possessions</i>	2	..	2	60	7	311	..	20
TOTAL BRITISH EMPIRE	101,885	90,545	89,674	83,536	75,149	48,32,987	35,69,208	32,77,778	31,91,662	30,44,169
Finland	2,848	5,607	2,848	292	349	76,468	1,16,380	69,051	6,071	8,300
Sweden	5,069	1,867	5,176	4,630	7,962	1,75,546	60,952	1,25,408	1,20,976	1,95,218
Norway	14,622	8,511	6,009	10,211	20,642	4,87,494	3,06,294	2,07,626	3,02,828	5,06,661
Doland (including Dantzig)	240	42	3,850	1,060
Germany	14,318	84,082	85,058	21,080	26,726	4,97,444	8,16,685	9,96,164	5,98,448	6,83,458
Netherlands	10,688	12,740	12,999	12,781	19,602	3,50,801	3,80,562	3,45,927	3,08,289	4,47,691
Belgium	2,449	888	700	1,249	7,027	96,988	14,828	29,758	39,642	1,66,510
France	19	11	29	94	123	4,253	1,110	1,885	7,978	7,703
Switzerland	19	..	68	109	78	4,450	..	4,611	9,879	4,534
Italy	204	170	2,391	1,768	4,316	8,104	5,304	67,949	42,047	1,01,501
Austria	570	4,965	9,800	17,947	24,735	21,610	1,87,159	2,67,507	4,68,295	5,60,191
Czechoslovakia	774	466	161	605	2,207	24,948	16,894	4,398	16,132	46,825
China (exclusive of Hong- Kong and Macao)	46	48	70	142	138	2,642	2,702	3,875	7,436	4,282
Japan	129	99	92	62	101	15,150	15,392	16,344	9,425	11,298
Egypt*	—	33	1	—	2,011	25	..	36
United States of America—										
<i>West Atlantic Coast</i>	2,888	3,478	1,561	898	1,345	1,53,823	1,76,457	76,339	38,674	68,075
<i>Pacific</i>	1	14	..	4	8	124	1,321	..	168	514
<i>Other Foreign Countries</i>	84	..	5	3	1	1,074	20	611
TOTAL FOREIGN COUNTRIES	54,564	72,424	76,427	72,107	1,15,896	18,89,848	20,58,997	22,17,936	19,48,154	28,14,975

(a) Separately recorded from 1924-25.
* Shown as a Foreign Country from 1923-24.
† Classified from October, 1925.

No. 13—continued

ARTICLES, AND COUNTRIES OF CONSIGNMENT; ALSO SHARE OF EACH PROVINCE	QUANTITY					VALUE				
	1922-23	1923-24	1924-25	1925-26	1926-27	1922-23	1923-24	1924-25	1925-26	1926-27
Paper and Pasteboard— continued						R	R	R	R	
Paper—continued										
Writing paper and envelopes— concluded										
Total Writing paper and envelopes—continued	Cwts.	Cwts.	Cwts.	Cwts.	Cwts.					
Share of Bengal	21,614	36,853	32,967	30,027	27,374	9,94,604	13,19,871	12,17,442	11,47,145	10,58,061
„ Bombay	72,529	68,469	67,398	67,907	69,753	24,76,369	19,67,321	17,19,937	17,37,141	24,72,809
„ Sind	12,335	14,877	20,731	15,473	25,232	5,24,573	5,57,384	6,77,784	4,79,558	7,08,371
„ Madras	27,666	42,720	42,931	26,366	40,792	15,99,140	14,72,703	14,20,064	11,92,246	12,70,633
„ Burma	11,705	8,980	11,574	15,205	7,333	5,67,344	4,65,411	4,68,467	5,17,926	3,33,670
Protected*				72,986	1,82,856				24,00,100	54,76,731
Not-protected				82,657	8,159				27,70,350	3,22,418
TOTAL	156,449	162,969	166,101	155,643	191,045	62,32,333	56,23,200	54,95,714	51,80,016	58,50,144
Old newspaper in bales and bags (III. M) (a)		Cwts.	Cwts.	Cwts.	Cwts.					
United Kingdom		430,977	454,680	398,021	455,980		32,87,049	33,12,774	24,72,605	26,47,200
Aden and Dependencies					25					125
Ceylon		416	417	26	750		4,048	2,806	208	5,114
Straits Settlements (including Labuan)		120	797	159	28		1,459	5,590	1,305	174
TOTAL BRITISH EMPIRE		440,513	455,894	398,216	456,723		32,92,554	33,23,140	24,73,008	26,52,673
Norway		232	910	2,190	514		4,364	12,718	12,858	2,275
Germany			1,251	1,074	79			9,023	7,420	1,818
Belgium			6	2,000				81	10,618	
Japan			250					1,625		
United States of America— Via Atlantic Coast		850	54,812	166,227	200,074		6,385	2,62,201	9,72,205	11,72,200
„ Pacific			1,226	20	50			8,662	127	222
Other Foreign Countries			149	25				809	170	
TOTAL FOREIGN COUNTRIES		1,082	56,105	172,142	200,717		11,249	4,15,179	10,09,708	11,76,070
Share of Bengal		38,474	48,497	74,993	112,412		2,39,129	4,19,221	4,26,402	6,06,177
„ Bombay		156,510	171,995	173,340	179,421		10,73,977	11,67,035	9,86,101	9,87,122
„ Sind		33,215	104,130	116,323	116,193		6,57,129	7,76,141	7,54,027	6,89,393
„ Madras		52,096	65,693	30,906	38,972		4,21,119	4,96,802	5,42,749	5,75,585
„ Burma		112,300	123,764	119,797	149,412		8,62,379	8,59,320	7,23,812	10,20,465
TOTAL		441,595	513,999	505,253	657,440		32,03,233	37,28,219	31,32,701	39,26,742
Other kinds of paper (III. M)—	Cwts.	Cwts.	Cwts.	Cwts.	Cwts.					
United Kingdom	274,142	15,829	11,619	12,202	11,696	22,52,596	9,50,170	7,91,857	8,46,242	10,29,662
Ceylon	702	1	13	11	6	6,246	27	902	407	945
Straits Settlements (including Labuan)	1,343	1,695	1,406	1,059	966	24,269	20,629	27,446	23,523	20,527
Hongkong	2,095	2,392	1,760	1,442	1,121	1,24,072	1,17,945	1,00,593	79,228	70,355
Egypt	6					1,022				
Canada— Via Atlantic Coast		24	167	78			1,094	4,678	2,668	10
Other British Possessions	29	3				626	227	15	20	63
TOTAL BRITISH EMPIRE	278,318	19,244	14,265	14,708	12,760	26,17,207	11,00,102	9,25,582	9,52,164	11,22,042

* Classified from October, 1925.

† Shown as a Foreign Country from 1923-24.

(a) Separately recorded from 1922-24.

GENERAL IMPORTS

(382)

No. 13—continued.

ARTICLES, AND COUNTRIES OF CONSIGNMENT; ALSO SHARE OF EACH PROVINCE	QUANTITY					VALUE				
	1922-23	1923-24	1924-25	1925-26	1926-27	1922-23	1923-24	1924-25	1925-26	1926-27
Paper and Pasteboard—continued										
Paper—continued										
Other kinds of paper (III. M)—continued	Cwts.	Cwts.	Cwts.	Cwts.	Cwts.	R	R	R	R	R
Finland	1,191	125	230		432	25,392	3,154	3,964		6,0
Georgia					82					1,855
Sweden	12,970	4,111	3,172	7,091	6,051	4,00,945	1,36,718	82,049	1,43,937	1,45,843
Norway	11,972	2,579	1,238	1,524	3,076	3,86,531	80,330	34,598	37,534	71,947
Denmark		10			1	103	346	74	87	125
Germany	16,441	16,957	3,412	3,329	10,399	6,83,535	6,36,100	2,94,332	2,65,367	3,46,717
Netherlands	2,921	1,611	1,633	1,850	2,195	74,323	42,323	34,576	43,561	56,291
Belgium	1,233	2,597	1,496	1,957	2,606	79,679	1,64,227	62,914	72,652	1,04,402
France	22	119	632	2,025	1,643	1,903	12,344	1,05,251	1,78,896	1,63,365
Switzerland	1		7	28	9	272		439	1,580	573
Italy	347	243	188	742	261	25,731	10,487	11,627	22,563	9,506
Austria	1,893	1,530	697	2,633	2,655	1,07,531	90,595	26,503	91,532	71,293
Czechoslovakia	739	441	2	46	207	27,743	11,505	85	960	4,571
China (exclusive of Hongkong and Macao)	2,371	1,735	1,336	3,342	2,379	1,74,176	1,37,410	1,13,539	1,47,699	1,34,131
Japan	1,072	889	602	729	747	78,505	78,560	33,033	37,233	29,271
United States of America—										
Via Atlantic Coast	23,039	1,231	3,353	2,392	2,551	5,97,402	1,22,217	3,75,151	1,34,347	1,59,735
" Pacific "	1,021	7	219	101	1	21,474	1,510	6,367	3,108	31
Other Foreign Countries	2	20			6	43	760	2	59	621
TOTAL FOREIGN COUNTRIES	82,326	34,356	24,257	32,310	35,296	26,85,301	15,23,496	11,80,959	12,35,131	13,03,326
Share of Bengal	40,045	12,219	12,396	16,393	14,326	10,94,566	7,63,303	10,25,030	9,35,757	10,44,337
" Bombay "	136,433	22,963	9,364	13,590	12,419	30,19,636	11,35,226	4,35,916	5,43,794	6,72,561
" Sind "	64,517	2,193	1,759	2,565	5,394	7,15,156	1,28,437	1,24,321	1,35,244	1,33,353
" Madras "	49,637	6,151	3,636	3,966	6,459	3,44,624	2,54,646	1,45,325	2,16,424	2,90,695
" Burma "	30,010	9,766	11,537	10,593	10,457	5,29,166	3,43,933	3,35,149	3,56,126	3,40,117
TOTAL	360,644	54,300	39,122	47,617	49,055	62,03,103	26,23,593	21,15,541	21,87,345	24,40,863
Paper manufactures (III. M)	Cwts.	Cwts.	Cwts.	Cwts.	Cwts.					
United Kingdom	12,233	17,030	21,290	14,552	12,649	10,70,023	14,30,934	14,37,773	9,43,729	9,31,703
Straits Settlements (including Labuan)	122	379	236	127	367	7,213	33,531	13,036	7,763	6,917
Hongkong	1,101	575	562	456	633	37,627	26,275	13,595	12,663	20,503
Canada—Via Atlantic Coast	2					1,057		60		1
South Australia (including Northern Territory)			1					127		
Victoria	1	4	4	6		343	235	79	209	
New South Wales		9	1			10	2,724	143		
Australian Commonwealth (Total)	1	13	6	6		353	3,009	354	209	
Other British Possessions	11	2	13	1	10	1,113	452	509	151	639
TOTAL BRITISH EMPIRE	13,475	18,049	23,107	15,142	13,714	11,13,239	15,02,301	14,70,332	9,64,515	9,61,313

No. 13—continued

ARTICLES, AND COUNTRIES OF CONSIGNMENT; ALSO SHARE OF EACH PROVINCE	QUANTITY					VALUE				
	1922-23	1923-24	1924-25	1925-26	1926-27	1922-23	1923-24	1924-25	1925-26	1926-27
Paper and Pasteboard—										
<i>continued</i>										
<i>Paper—continued</i>										
<i>Paper manufactures (III. M)—</i>										
<i>contd.</i>										
Sweden	141	209	2,358	3,933	3,729	7,724	13,093	30,032	1,77,842	119,81
Norway	111	94	119	78	97	5,924	1,874	10,255	5,912	3,12
Germany	2,455	1,545	1,700	1,539	1,825	1,00,690	97,544	97,124	81,634	93,126
Netherlands	189	409	277	217	31	6,937	22,719	16,833	7,437	2,301
Belgium	30	407	2,106	4,509	2,816	1,341	23,114	1,12,071	2,43,597	1,62,03
France	37	187	628	508	603	6,478	24,661	70,033	57,430	60,101
Switzerland	89	89	245	39	105	5,541	1,063	11,184	2,693	5,191
Italy	8	59	100	63	10	14,468	6,813	6,464	8,758	98
Austria	72	16	143	..	2	4,498	645	2,80
Czechoslovakia	97	..	5	105	..	1,72
Borneo (Dutch)	..	90	1,347	10,868
Java	..	5	25	0	643	3,173	1,233	..
China (exclusive of Hong- kong and Macao)	1,949	125	77	21	87	1,66,165	9,484	7,576	2,490	7,31
Japan	817	1,055	1,016	2,103	1,608	92,307	70,115	68,952	1,22,881	1,61,41
Egypt*	..	16	15	0	1,275	825	803	..
United States of America—										
<i>Via Atlantic Coast</i>	613	433	774	754	243	20,043	58,111	63,598	71,833	34,30
<i>" Pacific "</i>	171	33	121	..	49	10,079	4,681	3,999	42	2,154
Other Foreign Countries	1	25	21	4	2	112	772	542	579	101
TOTAL FOREIGN COUNTRIES	6,672	4,856	9,659	13,701	11,445	4,70,146	2,52,784	5,62,425	7,87,270	6,57,421
<i>Share of Bengal</i>	6,784	10,354	12,477	17,301	16,195	5,67,505	7,99,907	10,43,333	10,67,599	10,23,223
<i>Bombay</i>	2,541	2,416	4,122	4,634	2,923	1,62,891	1,62,386	2,17,313	2,07,296	1,33,451
<i>Sind</i>	714	1,154	733	417	430	47,022	61,331	51,609	42,116	47,026
<i>Madras</i>	3,302	3,133	3,453	2,002	2,319	3,11,457	3,23,843	3,06,043	1,87,887	2,02,972
<i>Burma</i>	6,266	5,792	4,971	3,939	3,292	5,08,499	5,19,983	4,33,230	3,66,993	1,66,298
TOTAL	20,147	22,905	31,766	23,643	25,159	15,68,435	18,61,085	20,52,757	17,51,794	16,10,226
Total Paper—										
United Kingdom	561,217	677,070	697,571	655,209	664,086	1,30,50,930	1,23,04,522	1,21,34,229	1,09,84,902	1,01,70,062
Mesopotamia	1	..	74	92	18	1,946
Ceylon	2,388	495	1,026	177	857	74,743	6,329	15,464	6,510	12,188
Straits Settlements (including Labuan)	1,583	2,298	2,757	1,613	1,496	37,421	77,932	59,259	44,740	44,852
Federated Malay States	18	..	7	1,074
Hongkong	4,371	3,710	3,199	3,141	2,296	1,38,759	1,64,146	1,42,962	1,19,625	1,02,826
Egypt*	15	2,587
Canada—										
<i>Via Atlantic Coast</i>	23	903	1,782	3,043	1,594	14,083	46,640	48,459	80,122	35,359
South Australia (including Northern Territory)	1	4	42	6	..	353	312	1,534	214	37
Victoria	10	2,824	148	..	60
New South Wales	15	..	5
Queensland	708
<i>Australian Commonwealth</i> (Total)	1	13	44	6	..	363	3,146	1,524	214	160
Other British Possessions	29	20	3	..	25	626	507	385	30	..
TOTAL BRITISH EMPIRE	569,632	684,518	706,388	663,189	670,446	1,33,69,516	1,26,93,229	1,24,02,714	1,12,36,156	1,03,68,574
Russia—										
Northern Russia	307	292	1,755	4,002	4,672	27,623
Finland	20,782	15,897	23,592	14,978	28,654	4,27,639	3,16,633	4,12,761	2,45,237	5,34,121
Estonia	954	..	230	14,706	..	4,632
Latvia	44	1,051	1,657	850	15,760	25,417
Georgia	906	82	18,922	1,555
Sweden	75,124	49,173	57,166	93,222	102,452	18,12,781	10,11,622	11,05,516	17,09,134	18,80,610
Norway	177,233	125,092	142,033	148,313	192,256	41,76,062	25,04,956	27,05,622	25,23,662	31,04,466
Denmark	1,273	624	270	317	1	21,845	11,424	6,108	5,711	125
Poland (including Danzig)	240	42	3,350	1,000
Germany	104,704	163,401	308,017	155,012	233,008	28,76,609	44,88,647	60,32,920	32,11,020	45,35,346
Netherlands	35,269	41,336	70,092	64,231	73,523	9,96,230	9,53,767	13, 37,692	12,75,299	12,90,991
Belgium	12,955	10,373	15,323	24,259	33,412	4,55,773	4,20,305	5,01,063	7,64,530	9,10,592
France	160	339	1,360	2,356	2,599	17,827	33,731	1,84,219	2,49,766	2,33,973

* Shown as a Foreign Country from 1923-24.

ARTICLES, AND COUNTRIES OF CONSIGNMENT; ALSO SHARE OF EACH PROVINCE	QUANTITY					VALUE				
	1922-23	1923-24	1924-25	1925-26	1926-27	1922-23	1923-24	1924-25	1925-26	1926-27
Paper and Pasteboard—continued										
<i>Paper—concluded</i>										
<i>Total Paper—continued</i>	Cwts.	Cwts.	Cwts.	Cwts.	Cwts.	R	R	R	R	R
Switzerland	315	272	555	870	339	17,651	5,977	22,315	26,852	13,4
Italy	3,413	2,828	18,875	23,994	20,510	92,601	78,792	3,42,986	3,61,716	3,45,4
Austria	9,372	34,232	64,717	92,240	135,588	2,92,225	7,53,501	12,09,984	17,01,720	22,54,8
Hungary	681	179	15,635	3,753	..
Czechoslovakia	3,165	1,374	809	6,134	10,608	96,170	40,155	13,423	1,20,426	1,92,8
Borneo (Dutch)	6	110	1,347	11,623
Java	25	9	5	3,173	1,253	6
Formosa	291	4,0
China (exclusive of Hongkong and Macao)	4,466	2,023	2,355	3,539	2,643	3,67,738	1,51,434	1,53,670	1,60,929	1,43,7
Japan	3,987	5,090	5,348	6,473	5,503	2,57,653	2,52,923	2,10,703	2,55,424	2,78,0
Egypt*	49	39	33	1	..	3,296	1,523	933	..
United States of America—										
Via Atlantic Coast	55,433	6,479	60,837	171,132	205,268	10,20,764	3,32,337	9,24,557	12,36,023	14,55,4
" Pacific "	1,442	71	1,576	181	135	48,540	8,276	19,023	3,693	3,3
Other Foreign Countries	2	9	34	25	8	53	1,118	1,156	1,037	71
TOTAL FOREIGN COUNTRIES	510,412	494,114	775,257	610,744	1,065,686	1,23,32,515	1,14,51,322	1,52,05,490	1,39,51,175	1,73,85,0
Share of Bengal	209,367	245,360	349,213	350,657	427,101	63,00,325	64,56,991	79,09,868	71,77,955	79,37,3
" Bombay	461,990	443,034	544,633	553,643	591,582	1,04,03,376	33,41,513	34,93,023	32,36,706	37,06,71
" Sind	105,949	129,763	173,600	162,116	202,900	19,78,019	19,33,347	23,99,505	19,66,922	24,64,11
" Madras	157,013	130,663	220,315	201,559	239,323	44,34,577	41,13,344	45,33,365	37,40,820	43,01,91
" Burma	146,126	174,307	194,269	201,049	229,621	31,37,724	29,43,351	32,61,343	30,15,123	33,53,41
Protected†	173,513	336,515	47,05,233	37,72,55
Not-protected	1,300,420	1,399,617	2,04,52,033	1,39,81,01
TOTAL	1,080,044	1,173,632	1,481,640	1,473,933	1,736,132	2,62,52,031	2,41,44,551	2,76,08,204	2,51,37,331	2,77,53,53
Pasteboard, Millboard, and Cardboard of all kinds—										
Strawboards (III. M) (a)—		Cwts.	Cwts.	Cwts.	Cwts.					
United Kingdom	3,468	4,057	936	1,965	..	36,143	43,054	10,763	25,20
Other British Possessions	51	1	5	706	15	60	..
TOTAL BRITISH EMPIRE	..	3,519	4,058	941	1,965	..	36,849	43,069	10,823	25,20
Sweden	170	200	142	23	..	1,339	1,555	1,078	76
Norway	160	..	90	1,320	..	551
Germany	35,294	27,649	12,573	3,841	..	2,34,946	2,03,384	90,011	61,331
Netherlands	113,954	114,221	165,342	138,623	..	10,77,867	8,73,599	11,98,613	9,46,87
Belgium	5,101	2,650	2,612	4,055	..	45,753	20,229	18,032	23,854
Switzerland	226	1,620
Austria	67	675	2	1,490	5,400	11
Hungary	555	5,135
Formosa	200	1,372
China (exclusive of Hongkong and Macao)	210	1,200
Japan	300	12,709	35,343	34,230	..	2,327	37,041	2,03,553	1,33,404
Other Foreign Countries	134	..	36	1,557	..	270	..
TOTAL FOREIGN COUNTRIES	..	160,363	153,437	217,723	135,369	..	14,17,361	11,95,423	15,17,012	12,37,503
Share of Bengal	44,732	55,104	65,658	59,027	..	4,45,337	4,30,307	4,33,303	3,95,414
" Bombay	37,012	34,105	103,406	92,311	..	7,10,330	6,13,764	6,99,653	6,00,347
" Sind	3,995	7,034	15,145	7,162	..	72,360	49,763	69,335	43,113
" Madras	16,327	13,334	23,544	25,523	..	1,61,641	1,10,043	1,35,350	1,37,504
" Burma	6,356	2,667	6,316	3,311	..	62,691	29,311	53,676	35,323
TOTAL	..	163,332	163,495	219,069	137,334	..	14,54,299	12,33,492	15,27,335	12,62,311

(a) Separately recorded from 1923-24.
 * Shown as a Foreign Country from 1923-24.
 † Classified from October, 1925.

No. 13—continued

ARTICLES AND COUNTRIES OF CONSIGNMENT; ALSO SHARE OF EACH PROVINCE	QUANTITY					VALUE				
	1922-23	1923-24	1924-25	1925-26	1926-27	1922-23	1923-24	1924-25	1925-26	1926-27
Paper and Pasteboard— <i>continued</i>							R	R	R	R
Pasteboard, millboard, and cardboard of all kinds— <i>continued</i>										
Other kinds (III M) (a)—		Cwts.	Cwts.	Cwts.	Cwts.					
United Kingdom	—	9,116	11,260	13,430	22,016	—	2,62,616	3,11,676	3,37,815	4,42,716
Straits Settlements (including Labuan)	—	31	..	10	..	—	1,672	..	568	..
Hongkong	—	793	—	12,548
Other British Possessions	—	..	1	14	7	—	..	69	410	15
TOTAL BRITISH EMPIRE	—	9,940	11,261	13,454	22,023	—	2,77,834	3,11,725	3,38,793	4,42,731
Finland	—	200	..	348	130	—	2,416	..	3,391	1,443
Sweden	—	16,831	13,048	19,920	20,551	—	3,02,222	2,16,835	3,06,139	3,20,712
Norway	—	1,159	430	221	290	—	19,242	10,726	2,744	5,083
Germany	—	3,239	3,043	3,501	18,403	—	80,711	1,42,411	73,698	3,26,573
Netherlands	—	571	3,050	2,576	4,273	—	11,639	23,292	42,664	53,262
Belgium	—	37	219	900	1,133	—	1,200	8,315	40,703	42,431
France	—	..	2	13	30	—	..	472	314	3,569
Italy	—	..	163	643	375	—	..	5,309	7,393	6,434
Austria	—	105	2,667	3,213	4,569	—	2,349	60,333	53,703	75,935
Japan	—	5	662	..	275	—	996	5,735	15	1,405
United States of America—										
Via Atlantic Coast	—	742	62	174	167	—	27,573	2,163	6,555	5,332
" Pacific "	—	1,911	13	59	39	—	24,009	705	2,013	3,403
Other Foreign Countries	—	33	..	40	4	—	333	..	423	169
TOTAL FOREIGN COUNTRIES	—	24,333	23,409	31,701	50,349	—	4,33,357	4,36,901	5,41,252	8,47,140
Share of Bengal	—	12,575	19,093	22,293	42,330	—	3,52,416	3,55,043	3,60,122	6,07,906
" Bombay	—	4,951	9,366	7,363	14,933	—	1,37,596	1,21,166	1,66,476	2,33,337
" Sind	—	190	315	546	1,129	—	3,020	21,397	15,335	30,343
" Madras	—	10,345	9,613	14,366	13,302	—	2,55,966	2,23,129	3,21,116	2,66,391
" Burma	—	292	233	592	678	—	5,704	3,893	16,330	10,463
TOTAL	—	34,323	39,670	45,155	72,372	—	7,41,711	7,98,626	8,80,045	12,89,877
Manufactures of Pasteboard, Millboard and Cardboard (III M) (a)—		Cwts.	Cwts.	Cwts.	Cwts.					
United Kingdom	—	10,629	10,225	6,439	7,332	—	6,46,535	5,33,513	3,29,624	2,91,754
Straits Settlements (including Labuan)	—	19	7	—	1,506	330
Other British Possessions	—	..	2	15	4	—	7	130	974	163
TOTAL BRITISH EMPIRE	—	10,648	10,227	6,504	7,343	—	6,48,048	5,33,643	3,30,698	2,92,251
Sweden	—	1,242	1,717	162	1	—	24,273	31,369	2,690	311
Norway	—	..	156	..	24	—	..	2,453	..	423
Germany	—	439	391	1,023	1,134	—	36,633	46,530	41,037	51,532
Netherlands	—	63	614	31	73	—	1,349	4,193	1,609	1,730
Belgium	—	230	1,303	1,333	2,300	—	12,331	70,113	33,740	1,36,696
France	—	23	14	19	35	—	7,194	2,560	4,566	10,723
Switzerland	—	35	16	32	13	—	1,453	735	2,914	2,355
Italy	—	21	10	22	231	—	333	1,444	1,465	4,233
Austria	—	33	33	41	154	—	735	3,219	700	4,695
Czechoslovakia	—	479	..	—	..	35	9,439	..
Japan	—	247	5	63	4	—	6,963	340	1,501	375
United States of America—										
Via Atlantic Coast	—	27	29	333	93	—	4,372	2,414	19,729	5,705
" Pacific "	—	32	9	103	35	—	1,331	907	5,041	2,347
Other Foreign Countries	—	..	2	—	..	233	10	..
TOTAL FOREIGN COUNTRIES	—	2,459	4,954	4,069	4,663	—	90,007	1,63,201	1,79,432	2,21,029
Share of Bengal	—	2,711	3,205	1,345	1,713	—	1,16,939	1,20,351	71,735	72,516
" Bombay	—	395	1,939	1,169	2,027	—	27,121	23,316	60,323	65,255
" Sind	—	477	922	473	176	—	29,033	46,332	22,419	15,579
" Madras	—	3,435	3,776	6,932	7,335	—	5,29,656	4,97,392	3,56,779	3,51,229
" Burma	—	1,020	129	163	290	—	44,331	3,053	4,204	9,331
TOTAL	—	13,093	15,031	10,563	12,006	—	7,47,165	7,91,827	8,10,050	8,13,910

(a) Separately recorded from 1923-24.

GENERAL IMPORTS

(386)

No. 13—continued

ARTICLES, AND COUNTRIES OF CONSIGNMENT; ALSO SHARE OF EACH PROVINCE	QUANTITY					VALUE				
	1922-23	1923-24	1924-25	1925-26	1926-27	1922-23	1923-24	1924-25	1925-26	1926-27
Paper and Pasteboard— continued.										
<i>Pasteboard, millboard, and cardboard of all kinds— continued</i>										
<i>Total Pasteboard, millboard, and cardboard of all kinds (III. B)—</i>	Cwts.	Cwts.	Cwts.	Cwts.	Cwts.	R	R	R	R	R
United Kingdom	9,449	23,213	25,542	20,855	31,313	3,37,025	9,45,343	8,88,243	6,78,202	7,59,678
Straits Settlements (including Labuan)	17	56	..	10	7	1,277	3,365	..	568	339
Hongkong	9	793	1	4	..	1,235	13,565	90	164	..
Other British Possessions	45	3	30	11	..	527	154	1,280	203
TOTAL BRITISH EMPIRE	9,475	24,107	25,546	20,899	31,351	3,39,537	9,62,800	8,88,487	6,80,214	7,60,220
Finland	200	..	348	130	..	2,416	..	3,891	1,443
Sweden	5,331	18,293	14,965	20,224	20,575	93,680	3,27,894	2,49,809	3,09,907	3,21,783
Norway	838	1,159	746	221	404	13,625	19,242	14,502	3,744	6,066
Denmark	1,065	100	..	40	..	10,782	720	38	433	..
Germany	16,076	39,022	36,533	17,102	23,423	1,93,275	4,02,310	3,92,375	2,04,703	4,41,448
Netherlands	90,984	119,593	117,835	168,498	142,984	8,73,762	10,91,405	9,11,089	12,42,891	10,01,712
Belgium	1,733	5,368	4,177	5,288	7,993	17,493	60,284	98,660	1,47,525	2,09,035
France	9	23	16	32	115	1,336	7,164	4,122	4,880	13,295
Switzerland	3	35	242	32	18	523	1,480	2,355	2,914	2,875
Italy	30	21	198	676	606	2,253	388	6,753	8,899	10,717
Austria	141	2,317	3,929	4,725	..	3,634	65,542	59,303	30,546
Hungary	555	5,185
Czechoslovakia	479	35	9,430	..
Formosa	200	1,372
China (exclusive of Hongkong and Macao)	58	210	4,880	1,200
Japan	268	552	13,396	35,916	34,509	10,626	10,793	93,666	2,05,061	2,00,275
United States of America— Via Atlantic Coast	763	730	91	542	265	33,243	32,537	4,582	26,503	10,987
" Pacific " " "	205	1,943	27	161	125	9,644	35,340	1,612	7,059	6,045
Other Foreign Countries	56	2	..	4	..	1,106	200	..	150
TOTAL FOREIGN COUNTRIES	117,413	187,696	191,700	253,488	240,881	12,75,167	20,00,235	18,50,525	22,37,716	23,04,373
Share of Bengal	32,093	66,063	77,402	39,796	103,075	5,07,266	9,22,242	9,09,506	9,20,219	11,06,326
" Bombay	67,033	32,363	36,031	116,924	109,271	6,31,516	3,75,557	3,33,536	9,17,057	9,49,939
" Mad	2,768	9,573	3,771	15,164	3,467	35,733	1,04,943	1,21,347	1,33,136	39,543
" Madras	11,713	36,157	32,772	44,332	46,710	2,17,619	9,47,562	3,27,363	3,64,255	3,95,624
" Burma	6,281	7,633	3,270	6,671	4,639	1,13,555	1,12,776	45,200	73,280	55,667
TOTAL	126,888	211,803	217,246	274,387	272,212	16,14,704	29,63,035	27,39,012	29,17,930	30,66,593

No. 18—continued

ARTICLES, AND COUNTRIES OF CONSIGNMENT; ALSO SHARE OF EACH PROVINCE	QUANTITY					VALUE				
	1922-23	1923-24	1924-25	1925-26	1926-27	1922-23	1923-24	1924-25	1925-26	1926-27
Paper and Pasteboard—concluded										
<i>Total Paper and Pasteboard—</i>	<i>Cwts.</i>	<i>Cwts.</i>	<i>Cwts.</i>	<i>Cwts.</i>	<i>Cwts.</i>	<i>R</i>	<i>R</i>	<i>R</i>	<i>R</i>	<i>R</i>
United Kingdom	570,666	700,283	723,113	676,064	695,399	1,33,87,935	1,33,39,965	1,30,22,482	1,16,63,104	1,00,29,730
Mesopotamia	2	3	74	141	203	1,945
Ceylon	2,368	540	1,027	100	868	74,745	6,849	15,479	7,240	12,384
Straits Settlements (including Labuan)	1,600	2,354	2,767	1,623	1,503	38,698	81,297	59,359	45,308	45,191
Federated Malay States	18	..	14	1,074
Hongkong	4,399	4,512	3,200	3,145	2,296	1,69,904	1,77,711	1,43,052	1,19,789	1,02,836
Egypt*	15	2,587
Canada—										
Via Atlantic Coast	28	968	1,782	3,057	1,594	14,095	48,640	38,489	80,482	35,366
South Australia (including Northern Territory)	1	127
Victoria	1	4	42	6	..	353	319	1,534	214	37
New South Wales	9	1	10	2,834	148	..	66
Queensland	15	..	5
Australian Commonwealth (Total)	1	13	44	6	..	393	3,783	1,324	214	108
Other British Possessions	29	20	4	..	25	628	500	475	30	160
TOTAL BRITISH EMPIRE	579,107	706,625	731,929	684,088	701,777	1,87,09,053	1,36,56,020	1,32,91,201	1,19,16,370	1,11,23,794
Russia—										
Northern Russia	807	292	1,765	4,002	4,672	27,025
Finland	20,782	16,097	22,592	15,326	35,784	4,37,639	3,19,049	4,12,761	2,49,178	5,85,564
Estonia	954	..	350	14,706	..	4,832
Latvia	44	1,051	1,657	850	15,780	25,417
Georgia	906	82	18,922	1,855
Sweden	80,455	67,471	72,131	113,446	123,927	19,06,461	13,39,516	13,55,325	20,19,091	21,82,393
Norway	178,126	126,251	142,779	149,034	192,990	41,93,687	25,24,197	27,20,924	25,32,406	31,10,832
Denmark	2,338	724	270	357	1	32,627	12,144	6,146	6,144	125
Poland (including Danzig)	240	42	3,360	1,000
Germany	120,780	237,423	344,609	172,114	286,436	30,69,884	48,90,987	64,25,295	34,15,793	49,77,294
Netherlands	126,253	160,979	187,977	232,729	216,507	17,74,992	20,45,172	22,43,781	25,18,100	23,92,704
Belgium	15,688	15,741	19,505	29,647	41,406	4,73,256	4,91,179	6,99,728	9,12,105	11,19,627
France	169	302	1,876	2,888	2,714	19,213	45,895	1,68,341	2,54,546	2,82,268
Switzerland	318	307	797	902	357	18,179	7,457	24,670	29,566	16,277
Italy	3,443	2,344	19,073	24,570	21,116	94,854	79,160	3,49,719	3,70,515	3,56,137
Austria	9,372	34,373	67,534	98,169	140,313	2,92,225	7,57,135	12,75,526	17,61,523	23,35,072
Hungary	1,236	179	20,820	3,753	..
Czechoslovakia	3,165	1,374	809	6,613	40,608	96,170	40,155	13,458	1,29,856	1,92,302
Java	5	25	9	5	..	643	3,173	1,253	611
Borneo (Dutch)	5	124	1,347	12,128
Formosa	200	291	..	1,372	4,085
China (exclusive of Hongkong and Macao)	4,524	2,233	2,355	3,589	2,643	3,72,618	1,62,684	1,39,670	1,60,929	1,48,758
Japan	4,255	5,642	18,744	42,889	40,017	2,68,284	2,63,715	3,04,369	4,60,493	4,79,223
Egypt*	91	39	38	5	..	3,892	1,523	993	213
United States of America—										
Via Atlantic Coast	56,196	7,259	69,978	171,724	205,533	10,54,007	4,16,374	9,29,189	13,12,531	14,66,429
" Pacific	1,647	2,014	1,603	292	250	58,184	44,116	20,640	10,767	9,373
Other Foreign Countries	2	4	36	25	8	53	475	1,356	1,037	723
TOTAL FOREIGN COUNTRIES	627,835	681,810	956,957	1,064,232	1,306,567	1,41,57,632	1,24,51,007	1,70,56,015	1,61,88,991	1,96,91,389
Share of Alcock	241,960	311,925	426,620	440,353	623,176	67,07,591	73,79,223	88,19,364	80,98,174	90,93,137
Bombay	529,023	549,492	639,869	675,567	799,853	1,10,34,892	95,17,075	1,03,31,664	1,02,92,782	1,06,56,040
Sind	114,817	139,340	131,371	173,279	213,487	20,71,757	20,93,796	25,21,462	21,95,061	25,53,700
Madras	163,725	216,320	253,637	246,491	336,533	47,02,106	30,80,908	53,89,728	46,04,375	60,97,601
Burma	152,407	181,945	197,539	201,720	234,310	33,00,299	30,56,627	33,08,103	30,93,388	29,99,195
TOTAL	1,206,932	1,390,435	1,698,886	1,748,320	2,008,344	2,78,66,785	2,71,07,326	3,03,47,216	2,81,05,261	3,08,20,183

* Shown as a Foreign Country from 1923-24.

ARTICLES, AND COUNTRIES OF CONSIGNMENT; ALSO SHARES OF EACH PROVINCE	QUANTITY					VALUE				
	1922-23	1923-24	1924-25	1925-26	1926-27	1922-23	1923-24	1924-25	1925-26	1926-27
Paper making materials—						R	R	R	R	R
<i>Pulp of Wood (II. I)—</i>	Cwts.	Cwts.	Cwts.	Cwts.	Cwts.					
United Kingdom	5,683	..	8	948	2,704	73,368	..	550	12,095	30,260
Finland	190	2,805
Sweden	59,580	60,290	66,205	39,659	51,705	7,46,818	7,57,177	6,92,687	4,14,714	5,51,108
Norway	74,498	79,152	108,162	129,104	117,075	10,12,145	11,24,012	11,25,878	14,00,916	13,89,209
Germany	40,280	15,889	26,541	62,189	59,877	5,90,228	1,64,251	3,88,067	7,08,020	6,71,913
Netherlands	208	3,864	20,000	2,795	41,890	2,05,195
Belgium	215	2,989
France	116	1,542
Italy	27,398	2,94,608
Austria	27,892	3,39,910
TOTAL FOREIGN COUNTRIES	174,561	154,931	200,908	234,815	304,468	23,52,046	20,45,440	22,06,582	25,65,540	34,59,274
Share of Bengal	172,046	151,652	199,378	230,306	299,886	23,10,776	19,39,298	21,86,537	25,12,151	33,28,032
“ Bombay	3,197	3,059	1,338	4,457	7,286	1,14,151	49,366	18,305	66,029	91,592
“ Madras	220	200	500	6,778	2,300	4,455	..
“ Burma	1	487
TOTAL	180,244	154,931	200,916	235,763	307,172	24,25,414	20,45,440	22,07,132	25,77,635	34,89,534
<i>Bags and other materials (II. I)—</i>	Cwts.	Cwts.	Cwts.	Cwts.	Cwts.					
United Kingdom	11	10	49	158	135	423	268	1,704	6,740	6,884
Sweden	287	2,887
Other Foreign Countries	20	11	685	46
TOTAL FOREIGN COUNTRIES	20	298	685	3,033
Share of Bengal	11	..	49	103	146	423	..	1,704	4,490	6,930
“ Bombay	75	287	2,035	2,887
“ Burma	10	268
TOTAL	11	10	49	178	433	423	268	1,704	7,425	9,817
Total Paper making materials—	Cwts.	Cwts.	Cwts.	Cwts.	Cwts.					
BRITISH EMPIRE	5,694	10	57	1,106	2,339	73,791	268	2,254	18,835	37,144
FOREIGN COUNTRIES	174,561	154,931	200,908	234,835	304,766	23,52,046	20,45,440	22,06,582	25,66,225	34,62,307
TOTAL	180,255	154,941	200,965	235,941	307,605	24,25,837	20,45,708	22,08,836	25,85,060	34,99,451
Paraffin wax (III. V)—	Tons	Tons	Tons	Tons	Tons					
United Kingdom	86	119	69	162	7	12,915	44,041	20,277	64,172	4,131
Straits Settlements (including Labuan)	13	55	78	..	184	6,008	22,377	29,867
Federated Malay States	14	5,790
British Borneo	13	5,570
Other British Possessions	2	5	..	241	40	..
TOTAL BRITISH EMPIRE	86	119	84	217	107	12,920	44,225	20,526	86,589	45,858
Sweden	28	101	10	17,271	46,218	606
Germany	6	10	14	..	40	972	3,051	6,936
Switzerland	2	2,130
Borneo (Dutch)	11	10	32	5,779	4,041	13,345
Japan	1	14	51	264	5,941	7,231
United States of America—										
Via Atlantic Coast	150	78	780	298	800	75,860	20,325	1,37,993	1,31,127	2,21,965
Other Foreign Countries	26	..	165
TOTAL FOREIGN COUNTRIES	151	90	878	414	856	76,150	26,306	1,71,531	1,89,487	2,42,672
Share of Bengal	63	31	658	45	156	18,570	11,140	37,238	22,337	72,715
“ Bombay	129	130	339	376	427	67,941	51,344	1,26,972	1,67,406	1,69,267
“ Madras	4	16	21	17	16	2,041	6,160	10,189	7,907	7,658
“ Burma	1	2	2	401	1,302	1,044	144	14
TOTAL	187	209	962	631	963	69,070	70,531	1,98,057	2,76,025	2,58,230

No. 13—continued

ARTICLES, AND COUNTRIES OF CONSIGNMENT; ALSO SHARE OF EACH PROVINCE	QUANTITY					VALUE				
	1922-23	1923-24	1924-25	1925-26	1926-27	1922-23	1923-24	1924-25	1925-26	1926-27
Perfumery (not being per- fumed spirits) (III. V)—						R	R	R	R	R
United Kingdom	—	—	—	—	—	18,908	9,842	18,065	6,778	22,541
Aden and Dependencies	—	—	—	—	—	2,317	2,512	6,740	3,320	4,161
Mesopotamia	—	—	—	—	—	1,737	3,558	3,514	1,307	6,540
Bahrain Islands	—	—	—	—	—	65	..
Ceylon	—	—	—	—	—	3,080	1,685	1,331	1,941	1,860
Straits Settlements (including Labuan)	—	—	—	—	—	1,06,191	1,64,015	92,622	61,654	75,046
Hongkong	—	—	—	—	—	44,478	43,355	46,124	40,733	60,455
Zanzibar and Pemba	—	—	—	—	—	3,320
Other British Possessions	—	—	—	—	—	2	551	..	7	10
TOTAL BRITISH EMPIRE	—	—	—	—	—	1,76,768	2,22,419	1,60,205	1,24,808	1,72,332
Germany	—	—	—	—	—	32,929	12,908	15,272	22,117	20,130
Netherlands	—	—	—	—	—	19,417	18,495	12,736	25,567	33,256
France	—	—	—	—	—	3,151	6,909	15,474	3,096	11,750
Switzerland	—	—	—	—	—	808	2,558	2,477	334	446
Italy	—	—	—	—	—	780	140	27,756
Other Native States in Arabia	—	—	—	—	—	75	..	10	180	1,772
Persia	—	—	—	—	—	1,07,060	80,373	1,00,297	1,03,217	1,65,615
Siam	—	—	—	—	—	10,022
China (exclusive of Hong- kong and Masao)	—	—	—	—	—	9,724	5,344	11,429	24,509	21,367
Japan	—	—	—	—	—	17,329	2,525	4,010	12,445	10,512
United States of America— Via Atlantic Coast	—	—	—	—	—	345	204	924	1,121	501
Other Foreign Countries	—	—	—	—	—	722	1,294	793	227	1,008
TOTAL FOREIGN COUNTRIES	—	—	—	—	—	1,97,225	1,30,070	1,60,449	1,96,622	2,10,129
Share of Bengal	—	—	—	—	—	1,02,333	70,016	70,012	60,307	29,176
.. Bombay	—	—	—	—	—	1,24,191	1,03,023	1,36,050	1,16,425	2,24,000
.. Sind	—	—	—	—	—	47,360	45,025	53,424	53,544	75,372
.. Madras	—	—	—	—	—	48,320	24,204	25,202	27,123	26,222
.. Burma	—	—	—	—	—	51,284	42,780	51,241	59,369	67,225
TOTAL	—	—	—	—	—	3,78,993	3,56,068	3,49,054	3,28,322	4,92,461
Pitch and Tar—										
Coal tar and Pitch (III. V)—	Cwts.	Cwts.	Cwts.	Cwts.	Cwts.					
United Kingdom	77,782	52,244	40,192	58,216	23,835	5,66,240	3,96,447	3,10,021	2,41,767	1,53,123
Mesopotamia	335	771	52	160	..	2,208	8,399	420	400	10
Ceylon	51	100	54	28	18	419	761	510	222	110
Straits Settlements (including Labuan)	212	10	35	149	134	3,423	108	87	1,221	1,146
Victoria	755	5,200
New South Wales	95	577
Australian Commonwealth (Total)	850	5,777
Other British Possessions	3	1	26	4	..
TOTAL BRITISH EMPIRE	79,231	54,125	40,336	58,554	23,987	5,78,122	4,05,715	3,11,073	2,43,974	1,54,459
Russia— Northern Russia	119	125	125	1,855	1,684	1,754
Sweden	40	1,232	..
Germany	1,422	..	44	10	360	9,717	..	445	266	2,801
Netherlands	203	29	100	2,920	644	1,367
Belgium	1,627	206	100	11,692	1,265	945
Mascat Territory and Tru- cial Oman	397	2,978
Japan	2,683	5,771	35,041	17,152	..	16,940	24,679	1,54,912	69,726
Other Foreign Countries	1	3	42	..	50	9	74	777	..	407
TOTAL FOREIGN COUNTRIES	3,872	3,414	5,952	35,120	17,762	20,203	22,041	27,655	1,57,056	75,826
Share of Bengal	2,980	1,466	2,122	3,436	1,233	20,449	17,543	22,201	17,519	9,452
.. Bombay	55,337	31,514	31,373	27,393	27,664	2,74,333	2,16,545	1,47,553	2,01,324	1,17,705
.. Sind	9,420	7,097	3,890	4,326	732	72,520	62,614	24,735	23,116	6,222
.. Madras	3,424	7,253	6,644	2,260	4,587	62,475	65,210	43,901	57,702	29,723
.. Burma	6,322	10,209	11,784	19,244	7,673	64,503	36,745	22,673	1,41,069	65,967
TOTAL	82,603	57,519	46,318	93,674	41,749	6,04,335	4,22,756	3,28,722	5,00,730	2,29,784

ARTICLES, AND COUNTRIES OF CONSIGNMENT; ALSO SHARE OF EACH PROVINCE	QUANTITY					VALUE				
	1922-23	1923-24	1924-25	1925-26	1926-27	1922-23	1923-24	1924-25	1925-26	1926-27
						R	R	R	R	R
Pitch and Tar—continued										
<i>Stockholm tar and Pitch (III. V)—</i>										
United Kingdom	4,557	2,766	2,673	5,315	4,610	82,550	45,230	42,724	61,634	66,205
Other British Possessions	21	2	3	182	46	69
TOTAL BRITISH EMPIRE	4,557	2,766	2,694	5,317	4,613	82,550	45,230	42,906	61,680	66,274
Sweden	1,033	1,148	450	590	443	20,344	16,102	6,563	7,668	5,458
Norway	..	203	..	195	191	..	2,974	..	2,240	3,000
Germany	..	4	592	388	28	..	80	7,854	4,862	415
Japan	199	1,106	300	2,597	5,290	2,020
TOTAL FOREIGN COUNTRIES	1,033	1,355	1,241	2,289	962	20,344	19,156	17,014	20,060	10,393
Share of Bengal	2,973	2,088	1,999	3,225	3,625	53,724	31,067	28,545	39,214	51,375
.. Bombay	1,913	1,333	1,158	3,708	1,643	35,450	21,606	18,820	31,777	21,277
.. Sind	..	24	1	20	19	..	261	60	297	273
.. Madras	43	67	84	92	46	625	1,464	1,974	1,371	790
.. Burma	709	609	693	560	249	13,095	10,038	10,521	9,031	3,542
TOTAL	5,640	4,121	3,935	7,806	5,575	1,02,894	64,436	59,920	81,740	77,257
Total Pitch and Tar—										
United Kingdom	92,839	56,010	42,865	63,531	28,445	6,48,790	4,41,727	3,52,745	4,08,401	2,19,478
Mesopotamia	336	771	52	160	..	2,268	8,399	420	400	10
Ceylon	51	100	54	30	21	419	761	519	268	188
Straits Settlements (including Labuan)	212	10	35	149	134	3,428	108	87	1,281	1,146
Victoria	755	5,200
New South Wales	95	..	21	577	..	175
Australian Commonwealth (Total)	850	..	21	6,777	..	175
Other British Possessions	3	1	33
TOTAL BRITISH EMPIRE	93,788	56,891	43,080	63,871	28,600	6,60,682	4,50,995	3,53,979	4,09,354	2,20,622
Russia—										
Northern Russia	119	125	125	1,865	1,684	1,754
Sweden	1,033	1,148	450	630	443	20,344	16,102	6,563	8,900	5,458
Norway	..	203	..	195	191	..	2,974	..	2,240	3,000
Germany	1,422	4	636	408	388	9,717	80	8,299	5,130	4,816
Netherlands	203	20	100	2,920	644	1,367
Belgium	1,627	206	100	11,692	1,365	94
Mascat Territory and Trucial Oman	..	397	2,978
Japan	..	2,683	5,970	36,147	17,452	..	16,940	27,276	1,60,202	70,746
Other Foreign Countries	1	3	42	..	50	9	74	777	..	461
TOTAL FOREIGN COUNTRIES	4,455	4,769	7,223	37,409	18,724	46,547	42,197	44,669	1,77,116	86,21
Share of Bengal	3,955	3,554	4,321	6,662	4,913	84,173	48,609	57,346	56,333	60,82
.. Bombay	57,300	32,847	22,536	61,106	29,307	4,09,838	2,38,251	1,66,378	2,93,011	1,38,98
.. Sind	3,420	7,121	3,691	4,266	744	72,520	52,375	24,796	23,413	6,29
.. Madras	3,477	7,320	6,723	9,353	4,633	63,100	65,674	45,935	59,073	30,51
.. Burma	7,091	10,313	12,477	19,904	7,727	77,598	96,783	1,04,194	1,50,140	70,50
TOTAL	83,243	81,060	50,253	101,280	47,324	7,07,229	6,93,192	3,98,648	5,82,470	3,07,01

No. 13—continued

ARTICLES, AND COUNTRIES OF CONSIGNMENT; ALSO SHARE OF EACH PROVINCE	QUANTITY					VALUE				
	1922-23	1923-24	1924-25	1925-26	1926-27	1922-23	1923-24	1924-25	1925-26	1926-27
Plants, living, including Bulbs and Seeds for sowing (II, S)—						R	R	R	R	R
United Kingdom	—	—	—	—	—	29,921	44,280	57,997	37,751	48,037
Mesopotamia	—	—	—	—	—	—	21	5,845	644	679
Ceylon	—	—	—	—	—	4,994	1,271	935	1,666	4,434
Straits Settlements (including Labuan)	—	—	—	—	—	11,280	3,028	6,327	15,838	5,087
Hongkong	—	—	—	—	—	1,182	768	1,891	596	—
Cape of Good Hope South Australia (including Northern Territory)	—	—	—	—	—	—	—	—	53	2,149
Victoria	—	—	—	—	—	—	2,000	700	—	360
New South Wales	—	—	—	—	—	20	696	2,689	7,491	1,892
Australian Commonwealth (Total)	—	—	—	—	—	2,785	2,895	1,169	844	3,246
Other British Possessions	—	—	—	—	—	—	50	398	19	254
TOTAL BRITISH EMPIRE	—	—	—	—	—	50,182	54,978	76,846	64,862	66,119
Germany	—	—	—	—	—	1,993	7,310	4,551	9,314	4,407
Netherlands	—	—	—	—	—	1,309	1,917	7,641	1,228	1,365
France	—	—	—	—	—	2,015	6,649	3,541	10,987	7,326
Italy	—	—	—	—	—	354	670	97,539	48,644	37,978
Persia	—	—	—	—	—	34	—	116	640	1,948
China (exclusive of Hong- kong and Macao)	—	—	—	—	—	6,846	2,927	6,122	8,902	7,184
Japan	—	—	—	—	—	2,965	103	1,970	2,089	2,867
Egypt*	—	—	—	—	—	—	—	208	—	1,341
United States of America— V ^o Atlantic Coast	—	—	—	—	—	6,738	14,522	11,759	20,716	22,983
“ Pacific “	—	—	—	—	—	2,767	2,667	2,429	—	275
Other Foreign Countries	—	—	—	—	—	450	748	171	274	2,159
TOTAL FOREIGN COUNTRIES	—	—	—	—	—	25,502	37,513	1,86,044	1,02,704	96,409
Share of Bengal	—	—	—	—	—	16,351	23,699	39,679	25,199	39,693
“ Bombay	—	—	—	—	—	27,313	49,319	1,46,401	1,03,046	97,476
“ Sind	—	—	—	—	—	1,842	1,522	3,377	4,939	3,217
“ Madras	—	—	—	—	—	5,269	3,418	2,864	7,893	10,397
“ Burma	—	—	—	—	—	23,897	19,861	17,469	36,673	15,949
TOTAL	—	—	—	—	—	75,684	92,488	2,12,890	1,67,666	1,62,528
Polishes— Polishes and compositions for application to leathers, (III, V)—										
United Kingdom	—	—	—	—	—	7,97,672	12,41,994	12,69,408	13,65,718	12,44,145
Straits Settlements (including Labuan)	—	—	—	—	—	3,155	560	900	164	7
Hongkong	—	—	—	—	—	1,087	6	12	—	—
Victoria	—	—	—	—	—	2	—	—	292	615
New South Wales	—	—	—	—	—	2,675	—	—	—	—
Australian Commonwealth (Total)	—	—	—	—	—	2,677	—	—	292	615
Other British Possessions	—	—	—	—	—	593	785	249	202	368
TOTAL BRITISH EMPIRE	—	—	—	—	—	8,05,154	12,48,865	12,70,564	13,66,361	12,45,138
Germany	—	—	—	—	—	20,152	9,670	25,677	17,620	18,524
Netherlands	—	—	—	—	—	—	1,927	3,021	7,155	2,891
Belgium	—	—	—	—	—	—	—	5,948	4,927	2,362
Switzerland	—	—	—	—	—	53	451	—	5,561	—
Italy	—	—	—	—	—	—	348	7	1,310	622
Austria	—	—	—	—	—	5	423	65	2,167	1,710
United States of America— V ^o Atlantic Coast	—	—	—	—	—	63,754	86,362	73,316	91,808	71,741
“ Pacific “	—	—	—	—	—	58	730	654	9	—
Other Foreign Countries	—	—	—	—	—	66	295	361	622	349
TOTAL FOREIGN COUNTRIES	—	—	—	—	—	84,098	99,806	1,14,049	1,31,259	1,05,126
Share of Bengal	—	—	—	—	—	2,75,378	2,59,265	4,15,983	4,95,117	3,95,962
“ Bombay	—	—	—	—	—	3,33,793	4,09,769	6,11,425	4,65,216	4,59,723
“ Sind	—	—	—	—	—	1,53,732	3,25,964	3,18,221	3,37,608	3,35,745
“ Madras	—	—	—	—	—	40,174	76,981	53,031	73,412	73,971
“ Burma	—	—	—	—	—	35,117	1,21,182	31,353	1,17,767	93,352
TOTAL	—	—	—	—	—	2,39,242	12,48,261	13,84,613	14,97,620	12,50,264

* Shown as a Foreign Country from 1922-24.

GENERAL IMPORTS

No. 13—continued

ARTICLES, AND COUNTRIES OF CONSIGNMENT; ALSO SHARE OF EACH PROVINCE	QUANTITY					VALUE				
	1922-23	1923-24	1924-25	1925-26	1926-27	1922-23	1923-24	1924-25	1925-26	1926-27
Polishes—continued						R	R	R	R	R
<i>Polishes and compositions for application to metals (III V)—</i>										
United Kingdom	—	—	—	—	—	7,68,192	7,19,778	5,69,997	5,82,847	4,28,576
Straits Settlements (including Labuan)	—	—	—	—	—	702	44	3,775	59	—
Natal	—	—	—	—	—	..	1,482
South Australia (including Northern Territory)	—	—	—	—	—	2,255
Victoria	—	—	—	—	—	2,808	4,425
Australian Commonwealth (Total)	—	—	—	—	—	4,563	4,425
Other British Possessions	—	—	—	—	—	351	739	223	102	10
TOTAL BRITISH EMPIRE	—	—	—	—	—	7,73,748	7,26,468	5,73,995	5,82,508	4,28,586
Sweden	—	—	—	—	—	128	1,260	..
Norway	—	—	—	—	—	2,074	1,465	..
Denmark	—	—	—	—	—	226	1,042
Germany	—	—	—	—	—	11,285	8,536	7,859	6,100	14,492
Netherlands	—	—	—	—	—	..	2,901	1,844	2,537	286
Belgium	—	—	—	—	—	2,165	250	368	106	..
France	—	—	—	—	—	1,175	878	545	640	172
China (exclusive of Hong-kong and Macao)	—	—	—	—	—	578	4,637
Japan	—	—	—	—	—	1,248	1,388	897	888	..
United States of America— V4 Atlantic Coast	—	—	—	—	—	1,01,706	1,63,402	48,945	26,160	10,194
" Pacific "	—	—	—	—	—	1,798	934	845	83	26
Other Foreign Countries	—	—	—	—	—	1	666	318	30	203
TOTAL FOREIGN COUNTRIES	—	—	—	—	—	1,20,177	1,80,197	63,623	38,778	30,010
<i>Share of Bengal</i>	—	—	—	—	—	2,32,573	2,35,777	2,06,896	1,91,328	1,56,493
" Bombay "	—	—	—	—	—	4,14,015	2,51,832	1,57,740	1,71,114	1,23,857
" Sind "	—	—	—	—	—	65,320	81,652	80,474	79,932	1,05,116
" Madras "	—	—	—	—	—	17,033	39,259	29,034	31,659	42,651
" Burma "	—	—	—	—	—	1,14,974	1,63,145	1,63,474	96,843	30,471
TOTAL	—	—	—	—	—	8,03,925	9,06,665	6,37,618	5,71,296	4,58,591
Wood Polish (III V)—										
United Kingdom	—	—	—	—	—	88,487	93,661	86,222	90,325	79,371
Aden and Dependencies	—	—	—	—	—	1,740
Straits Settlements (including Labuan)	—	—	—	—	—	96	4,34
Victoria	—	—	—	—	—	927
New South Wales	—	—	—	—	—	1,334
Australian Commonwealth (Total)	—	—	—	—	—	1,334	..	927
Other British Possessions	—	—	—	—	—	278	133	50
TOTAL BRITISH EMPIRE	—	—	—	—	—	90,099	93,844	88,939	90,922	83,72
Germany	—	—	—	—	—	2,713	..	1,072	2,161	4,81
United States of America— V4 Atlantic Coast	—	—	—	—	—	6,435	6,678	5,289	3,441	10,78
" Pacific "	—	—	—	—	—	1,546	584	79	276	?
Other Foreign Countries	—	—	—	—	—	25	592	90	179	14
TOTAL FOREIGN COUNTRIES	—	—	—	—	—	10,719	8,054	6,530	11,057	15,84
<i>Share of Bengal</i>	—	—	—	—	—	13,895	32,536	23,261	8,151	16,01
" Bombay "	—	—	—	—	—	76,649	34,709	25,230	44,719	45,21
" Sind "	—	—	—	—	—	1,424	6,176	11,655	14,910	16,5
" Madras "	—	—	—	—	—	3,497	22,212	20,421	13,705	15,1
" Burma "	—	—	—	—	—	5,553	6,165	14,302	21,094	6,71
TOTAL	—	—	—	—	—	1,00,818	1,01,898	95,469	1,01,079	99,51

No. 13—continued

ARTICLES, AND COUNTRIES OF CONSIGNMENT, ALSO SHARE OF EACH PROVINCE	QUANTITY					VALUE				
	1922-23	1923-24	1924-25	1925-26	1926-27	1922-23	1923-24	1924-25	1925-26	1926-27
						₹	₹	₹	₹	₹
Polishes—continued										
Other sorts (III-V) (a)—										
United Kingdom	—	—	—	—	—	—	—	—	—	1,32,008
Other British Possessions	—	—	—	—	—	—	—	—	—	458
TOTAL BRITISH EMPIRE	—	—	—	—	—	—	—	—	—	1,32,464
Germany	—	—	—	—	—	—	—	—	—	1,708
United States of America—										
Via Atlantic Coast	—	—	—	—	—	84,370
" Pacific "	—	—	—	—	—	—	—	—	—	72
Other Foreign Countries	—	—	—	—	—	—	—	—	—	306
TOTAL FOREIGN COUNTRIES	—	—	—	—	—	—	—	—	—	86,548
Share of Bengal	—	—	—	—	—	—	—	—	—	1,10,264
" Bombay	—	—	—	—	—	—	—	—	—	29,236
" Sind	—	—	—	—	—	—	—	—	—	1,284
" Madras	—	—	—	—	—	—	—	—	—	6,052
" Burma	—	—	—	—	—	—	—	—	—	23,688
TOTAL	—	—	—	—	—	—	—	—	—	1,70,018
Total value of Polishes—										
United Kingdom	—	—	—	—	—	10,64,291	20,55,433	19,23,022	19,88,886	18,85,108
Aden and Dependencies	—	—	—	—	—	1,750
Straits Settlements (including Labuan)	—	—	—	—	—	3,857	524	4,676	310	4,807
Hongkong.	—	—	—	—	—	1,324	21	102	57	..
Natal	—	—	—	—	—	..	1,482
South Australia (including Northern Territory)	—	—	—	—	—	2,255
Victoria	—	—	—	—	—	2,310	4,425	927	222	615
New South Wales	—	—	—	—	—	4,009
Australian Commonwealth (Total)	—	—	—	—	—	3,574	4,425	927	222	615
Other British Possessions	—	—	—	—	—	955	1,892	421	247	351
TOTAL BRITISH EMPIRE	—	—	—	—	—	10,69,001	20,63,677	19,33,498	19,60,701	18,90,509
Sweden	—	—	—	—	—	129	1,727	278
Norway	—	—	—	—	—	2,074	1,465	174
Denmark	—	—	—	—	—	228	1,042
Germany	—	—	—	—	—	34,150	18,206	34,603	25,881	30,507
Netherlands	—	—	—	—	—	..	4,436	9,755	9,692	9,341
Belgium	—	—	—	—	—	2,165	250	6,316	5,033	3,383
France	—	—	—	—	—	1,175	1,501	545	1,028	293
Switzerland	—	—	—	—	—	53	451	..	5,581	30
Italy	—	—	—	—	—	25	370	..	1,310	525
Austria	—	—	—	—	—	5	1,062	65	2,167	1,716
China (exclusive of Hongkong and Macao)	—	—	—	—	—	578	4,637
Japan	—	—	—	—	—	1,305	1,868	912	228	..
United States of America—										
Via Atlantic Coast	—	—	—	—	—	1,71,895	2,56,642	1,27,550	1,26,409	1,27,099
" Pacific "	—	—	—	—	—	3,402	2,248	1,378	368	130
Other Foreign Countries	—	—	—	—	—	5	51	671	45	348
TOTAL FOREIGN COUNTRIES	—	—	—	—	—	2,14,984	2,38,147	1,94,202	1,81,094	1,27,548
Share of Bengal	—	—	—	—	—	5,71,244	7,57,778	6,48,240	6,98,096	6,78,807
" Bombay	—	—	—	—	—	3,24,457	7,47,216	6,94,298	6,31,049	6,19,507
" Sind	—	—	—	—	—	2,20,526	4,12,792	4,10,280	4,32,250	4,59,281
" Madras	—	—	—	—	—	60,704	1,37,502	1,07,486	1,22,626	1,20,286
" Burma	—	—	—	—	—	2,06,644	2,95,443	2,60,189	2,35,704	1,83,214
TOTAL	—	—	—	—	—	18,93,985	23,51,824	21,17,700	21,70,825	20,76,455

(a) Separately recorded from 1926-27.

ARTICLES, AND COUNTRIES OF CONSIGNMENT; ALSO SHARE OF EACH PROVINCE	QUANTITY					VALUE				
	1922-23	1923-24	1924-25	1925-26	1926-27	1922-23	1923-24	1924-25	1925-26	1926-27
Precious stones and Pearls, unset—						R	R	R	R	R
<i>Diamonds (II. B) (a)—</i>										
United Kingdom	—	—	—	—	—	—	24,37,188	14,97,723	16,26,664	21,83,482
Ceylon	—	—	—	—	—	—	2,67,590	2,34,644	3,66,182	7,33,545
Straits Settlements (including Labuan)	—	—	—	—	—	—	1,46,860	330	97,704	42,025
TOTAL BRITISH EMPIRE	—	—	—	—	—	—	28,51,638	17,32,708	20,99,751	19,59,062
Germany	—	—	—	—	—	—	5,467	238	309	3,142
Netherlands	—	—	—	—	—	—	1,57,856	28,602	6,06,343	7,72,712
Belgium	—	—	—	—	—	—	45,11,565	36,85,709	42,87,320	28,87,414
France	—	—	—	—	—	—	9,48,556	1,27,209	3,87,554	1,87,688
Switzerland	—	—	—	—	—	—	22,648	..
Turkey, European	—	—	—	—	—	—	19,601
Siam	—	—	—	—	—	—	39,075
China (exclusive of Hongkong and Macao)	—	—	—	—	—	—	..	2,000	31,094	..
Other Foreign Countries	—	—	—	—	—	—	239	216
TOTAL FOREIGN COUNTRIES	—	—	—	—	—	—	56,70,359	18,33,973	63,15,272	38,50,956
<i>Share of Bengal</i>	—	—	—	—	—	—	10,22,377	2,34,323	3,44,127	2,38,566
" <i>Bombay</i>	—	—	—	—	—	—	69,93,113	50,08,036	56,74,352	39,35,166
" <i>Sind</i>	—	—	—	—	—	—	18
" <i>Madras</i>	—	—	—	—	—	—	4,43,377	1,70,879	2,36,640	15,46,278
" <i>Burma</i>	—	—	—	—	—	—	58,128	1,03,438	50,904	..
TOTAL	—	—	—	—	—	—	85,21,997	55,71,676	74,05,023	58,10,018
<i>Other: Precious stones (II. B) (a)—</i>										
United Kingdom	—	—	—	—	—	—	14,139	68,672	62,681	64,273
Ceylon	—	—	—	—	—	—	1,57,321	1,42,512	1,30,835	2,47,974
Straits Settlements (including Labuan)	—	—	—	—	—	—	37,320	855	389	1,11,320
Federated Malay States	—	—	—	—	—	—	..	1,000	..	1,37,423
Hongkong	—	—	—	—	—	—	..	166	1,576	..
Victoria	—	—	—	—	—	—	380	..
New South Wales	—	—	—	—	—	—	1,575	..	20	..
Australian Commonwealth (Total)	—	—	—	—	—	—	1,575	..	400	..
Other British Possessions	—	—	—	—	—	—	505	..	15	..
TOTAL BRITISH EMPIRE	—	—	—	—	—	—	2,10,860	2,33,305	1,96,095	5,60,998
Germany	—	—	—	—	—	—	8,265	4,740	3,251	1,170
Netherlands	—	—	—	—	—	—	..	4,452	284	9,040
Belgium	—	—	—	—	—	—	93,634	1,74,720	3,81,269	8,25,463
France	—	—	—	—	—	—	52,238	34,390	45,043	9,644
Switzerland	—	—	—	—	—	—	2,028
Italy	—	—	—	—	—	—	..	2,084	2,543	..
Turkey, European	—	—	—	—	—	—	4,113
Mascat Territory and Trucial Oman	—	—	—	—	—	—	10,000	..
Siam	—	—	—	—	—	—	8,227
United States of America— Via Atlantic Coast	—	—	—	—	—	—	2,524	..
Other Foreign Countries	—	—	—	—	—	—	..	1,040	433	620
TOTAL FOREIGN COUNTRIES	—	—	—	—	—	—	1,66,477	2,21,426	4,46,352	8,47,974
<i>Share of Bengal</i>	—	—	—	—	—	—	1,027	4,127	6,370	1,30,354
" <i>Bombay</i>	—	—	—	—	—	—	62,649	39,745	50,277	11,139
" <i>Sind</i>	—	—	—	—	—	—	..	84	..	6
" <i>Madras</i>	—	—	—	—	—	—	1,84,936	1,53,334	1,28,387	1,08,064
" <i>Burma</i>	—	—	—	—	—	—	1,33,675	2,67,941	4,58,513	11,09,459
TOTAL	—	—	—	—	—	—	3,77,337	4,55,231	6,42,447	14,06,972

* Inclusive of imports by postal packets referred to Collector of Customs for assessment.
(a) Separately recorded from 1923-24.

No. 18—continued

ARTICLES, AND COUNTRIES OF CONSIGNMENT; ALSO SHARE OF EACH PROVINCE	QUANTITY					VALUE				
	1922-23	1923-24	1924-25	1925-26	1926-27	1922-23	1923-24	1924-25	1925-26	1926-27
Precious stones and Pearls, unset (II, J.)— continued						R	R	R	R	R
Precious Stones, unset* (II, B) (b)—										
United Kingdom	—	—	—	—	—	34,63,041	—	—	—	—
Bahrain Islands	—	—	—	—	—	4,36,232	—	—	—	—
Ceylon	—	—	—	—	—	7,38,637	—	—	—	—
Straits Settlements (includ- ing Labuan)	—	—	—	—	—	3,23,974	—	—	—	—
Hongkong	—	—	—	—	—	5,035	—	—	—	—
South Australia (including Northern Territory)	—	—	—	—	—	3,636	—	—	—	—
Victoria	—	—	—	—	—	421	—	—	—	—
Australian Commonwealth (Total)	—	—	—	—	—	4,107	—	—	—	—
TOTAL BRITISH EMPIRE	—	—	—	—	—	49,81,078	—	—	—	—
Germany	—	—	—	—	—	83,125	—	—	—	—
Netherlands	—	—	—	—	—	1,15,353	—	—	—	—
Belgium	—	—	—	—	—	76,82,001	—	—	—	—
France	—	—	—	—	—	3,29,235	—	—	—	—
Switzerland	—	—	—	—	—	10,781	—	—	—	—
Other Foreign Countries	—	—	—	—	—	443	—	—	—	—
TOTAL FOREIGN COUNTRIES	—	—	—	—	—	82,21,028	—	—	—	—
Share of Bengal	—	—	—	—	—	19,45,865	—	—	—	—
“ Bombay	—	—	—	—	—	24,24,448	—	—	—	—
“ Sind	—	—	—	—	—	125	—	—	—	—
“ Madras	—	—	—	—	—	13,84,878	—	—	—	—
“ Burma	—	—	—	—	—	4,07,088	—	—	—	—
TOTAL	—	—	—	—	—	1,32,02,104	—	—	—	—
Pearls (II, B)—										
United Kingdom	—	—	—	—	—	6,000	8,000	..	910	..
Aden and Dependencies	—	—	—	—	—	2,59,000	1,45,000	83,500	1,40,000	51,000
Mesopotamia	—	—	—	—	—	2,00,000
Bahrain Islands	—	—	—	—	—	51,04,450	53,20,800	31,01,900	23,00,200	20,91,700
Ceylon	—	—	—	—	—	..	50	3,505	6,550	6,180
Straits Settlements (includ- ing Labuan)	—	—	—	—	—	2,128	2,000
Hongkong	—	—	—	—	—	1,350	375	750	1,548	900
Other British Possessions	—	—	—	—	—	841
TOTAL BRITISH EMPIRE	—	—	—	—	—	53,73,769	54,89,025	31,91,656	24,49,308	23,51,780
France	—	—	—	—	—	4,500
Mascat Territory and Trucial Oman	—	—	—	—	—	23,12,400	23,34,000	23,14,700	15,77,300	9,54,825
Other Native States in Arabia	—	—	—	—	—	6,44,100	1,40,000	2,22,000	1,78,000	69,900
Pearls	—	—	—	—	—	5,30,800	1,29,200	1,00,000	1,41,500	83,500
Hanjan Islands	—	—	—	—	—	5,000	..
Japan	—	—	—	—	—	96	1,365	4,388	4,000	..
Italian East Africa (Somali- land and Eritrea)	—	—	—	—	—	3,800
United States of America— Via Atlantic Coast	—	—	—	—	—	7,030	7,813	..	880	20,122
TOTAL FOREIGN COUNTRIES	—	—	—	—	—	29,97,726	26,12,576	27,26,188	19,06,630	11,27,817
Share of Bengal	—	—	—	—	—	910	..
“ Bombay	—	—	—	—	—	23,50,030	20,00,478	59,19,038	43,24,320	34,48,047
“ Sind	—	—	—	—	—	11,000	21,000	..	22,000	24,500
“ Madras	—	—	—	—	—	..	50	3,505	6,550	6,180
“ Burma	—	—	—	—	—	10,415	375	5,350	1,548	900
TOTAL	—	—	—	—	—	93,71,495	90,81,903	10,27,843	43,55,938	24,79,627

* Inclusive of imports by postal packets referred to Collectors of Customs for assessment with effect from April, 1922.

(a) Separately recorded from 1923-24.

(b) Sub-divided into "Diamonds" and "Other Precious stones" from 1923-24.

ARTICLES, AND COUNTRIES OF CONSIGNMENT; ALSO SHARE OF EACH PROVINCE	QUANTITY					VALUE				
	1922-23	1923-24	1924-25	1925-26	1926-27	1922-23	1923-24	1924-25	1925-26	1926-27
Precious stones and Pearls, unset—continued						R	R	R	R	R
<i>Total value of Precious stones and Pearls, unset—</i>										
United Kingdom	—	—	—	—	—	34,74,041	24,54,327	15,86,395	16,90,655	12,47,765
Aden and Dependencies	—	—	—	—	—	2,59,000	1,45,000	85,500	1,40,000	51,000
Mesopotamia	—	—	—	—	—	..	50	2,00,000
Bahrain Islands	—	—	—	—	—	55,40,682	53,20,600	81,01,900	23,00,200	20,91,700
Ceylon	—	—	—	—	—	7,88,687	4,24,961	3,80,961	5,02,668	9,87,699
Straits Settlements (including Labuan)	—	—	—	—	—	3,31,102	1,84,180	1,191	98,098	1,55,354
Federated Malay States	—	—	—	—	—	841	..	1,600	..	1,37,422
Hongkong	—	—	—	—	—	6,435	875	916	3,123	900
South Australia (including Northern Territory)	—	—	—	—	—	3,626
Victoria	—	—	—	—	—	421	330	..
New South Wales	—	—	—	—	—	..	1,575	..	20	..
Australian Commonwealth (Total)	—	—	—	—	—	4,107	1,575	..	400	..
Other British Possessions	—	—	—	—	—	..	455	..	15	..
TOTAL BRITISH EMPIRE :	—	—	—	—	—	1,03,54,845	85,31,623	51,58,163	47,35,154	48,71,840
Germany	—	—	—	—	—	88,125	18,732	4,973	3,500	4,321
Netherlands	—	—	—	—	—	1,15,353	1,57,856	28,054	6,06,877	7,81,752
Belgium	—	—	—	—	—	76,82,091	46,05,199	38,60,429	47,18,508	37,12,877
France	—	—	—	—	—	3,29,235	16,00,794	1,66,099	3,83,597	1,97,332
Switzerland	—	—	—	—	—	10,781	22,643	2,023
Italy	—	—	—	—	—	..	239	2,064	2,543	..
Turkey, European	—	—	—	—	—	..	17,714
Mascat Territory and Trucial Oman	—	—	—	—	—	12,12,400	33,34,000	23,14,700	15,87,370	9,54,325
Other Native States in Arabia	—	—	—	—	—	6,44,100	1,40,000	2,22,000	1,78,000	69,900
Peria	—	—	—	—	—	5,30,300	1,29,200	1,90,000	1,41,500	83,500
Henjam Islands	—	—	—	—	—	5,000	..
Siam	—	—	—	—	—	..	41,302
China (exclusive of Hongkong and Macao)	—	—	—	—	—	2,492	11,094	20
Japan	—	—	—	—	—	539	1,865	5,486	4,000	..
Italian East Africa (Somaliland and Eritrea)	—	—	—	—	—	3,800
United States of America—										
Via Atlantic Coast	—	—	—	—	—	..	7,813	215	3,404	20,123
Other Foreign Countries	—	—	—	—	—	50	433	600
TOTAL FOREIGN COUNTRIES	—	—	—	—	—	1,22,18,754	94,49,714	67,96,537	76,68,304	58,26,777
Share of Bengal	—	—	—	—	—	19,45,865	10,23,404	3,33,450	3,50,307	4,43,519
" Bombay	—	—	—	—	—	1,88,44,523	1,60,51,242	1,09,56,369	1,00,49,599	74,54,353
" Sind	—	—	—	—	—	11,125	31,000	34	22,000	24,524
" Madras	—	—	—	—	—	13,54,573	6,28,413	3,27,718	9,70,677	16,60,522
" Burma	—	—	—	—	—	4,17,503	1,97,173	3,31,639	5,10,965	11,16,369
TOTAL	—	—	—	—	—	2,25,73,599	1,79,81,297	1,19,54,700	1,24,03,458	1,06,98,617

No. 13—continued

ARTICLES, AND COUNTRIES OF CONSIGNMENT; ALSO SHARE OF EACH PROVINCE	QUANTITY					VALUE				
	1922-23	1923-24	1924-25	1925-26	1926-27	1922-23	1923-24	1924-25	1925-26	1926-27
Printing and Lithographing machinery and materials (excluding paper)— Printing and lithographing presses (III. J)— United Kingdom	—	—	—	—	—	8,30,525	12,12,620	13,29,206	10,27,761	10,07,761
Mesopotamia	—	—	—	—	—	1,060	..
Zanzibar and Pemba	—	—	—	—	—	1,325
Other British Possessions	—	—	—	—	—	96	25	669	1,019	..
TOTAL BRITISH EMPIRE	—	—	—	—	—	8,30,621	12,12,645	13,31,000	10,29,800	10,07,761
Sweden	—	—	—	—	—	3,990
Germany	—	—	—	—	—	2,16,771	2,57,299	3,03,146	2,33,103	2,09,116
Netherlands	—	—	—	—	—	21,238	9,302	6,223
Belgium	—	—	—	—	—	110	13,358
France	—	—	—	—	—	..	10,408	60	..	1,601
Switzerland	—	—	—	—	—	..	3,070	515	332	..
Italy	—	—	—	—	—	504	90	..	1,421	7,362
Czechoslovakia	—	—	—	—	—	20,928
Persia	—	—	—	—	—	1,000	..	115
China (exclusive of Hong- kong and Macao)	—	—	—	—	—	600	11,624	2,008
United States of America— Via Atlantic Coast	—	—	—	—	—	3,07,455	6,42,667	3,86,324	3,16,533	3,00,991
" Pacific "	—	—	—	—	—	480
Other Foreign Countries	—	—	—	—	—	165	1,373	5
TOTAL FOREIGN COUNTRIES	—	—	—	—	—	5,47,423	9,25,723	7,20,433	5,62,634	5,07,095
Share of Bengal	—	—	—	—	—	3,33,763	7,77,337	10,19,463	3,98,974	7,49,469
" Bombay	—	—	—	—	—	4,78,043	3,33,346	7,55,333	4,49,607	3,33,723
" Sind	—	—	—	—	—	34,304	1,34,620	53,326	22,023	90,406
" Madras	—	—	—	—	—	1,40,695	1,35,654	1,73,329	1,02,804	2,35,373
" Burma	—	—	—	—	—	91,339	1,51,306	27,551	56,746	1,09,375
TOTAL	—	—	—	—	—	11,78,044	21,38,378	20,51,433	15,92,434	15,14,856
Printing types (III. P)—	Cwts.	Cwts.	Cwts.	Cwts.	Cwts.					
United Kingdom	1,121	999	958	1,053	895	2,52,160	1,74,656	1,66,691	2,00,979	1,91,666
Ceylon	9	8	..	10	2	2,070	217	..	1,055	70
Straits Settlements (including Labuan)	1	11	..	2	1	92	1,475	..	225	253
Egypt*	5	—	—	—	—	630	—	—	—	—
Other British Possessions	—	6	2	60	350
TOTAL BRITISH EMPIRE	1,136	1,014	960	1,065	898	2,54,952	1,76,408	1,67,241	2,02,259	1,92,014
Germany	79	275	384	353	913	9,441	24,390	37,307	70,980	93,213
Belgium	8	1,964
France	1	1	5	3	..	173	130	2,395	374	..
Spain	14	1,740
Italy	..	17	..	7	10	..	2,274	..	1,047	1,466
China (exclusive of Hong- kong and Macao)	..	84	11	7	24	..	11,177	826	536	1,427
Egypt*	..	3	19	3	5	..	1,436	3,745	316	400
United States of America— Via Atlantic Coast	99	53	37	104	35	21,316	24,909	12,531	34,362	13,063
Other Foreign Countries	2	314	..
TOTAL FOREIGN COUNTRIES	179	433	956	979	1,009	30,935	54,346	1,00,657	1,08,423	1,18,273
Share of Bengal	534	497	338	362	523	1,16,766	1,06,373	1,20,919	1,31,742	90,355
" Bombay	346	203	399	433	314	74,247	59,321	71,733	70,321	1,26,371
" Sind	125	304	255	119	33	32,911	20,231	36,330	23,147	13,516
" Madras	143	300	300	255	235	35,119	33,231	20,701	29,013	45,269
" Burma	143	143	309	346	147	26,353	25,519	18,374	659,59	23,761
TOTAL	1,315	1,452	1,916	2,044	1,907	2,85,887	2,31,274	2,74,098	3,10,687	3,10,292

* Shown as a Foreign Country from 1923-24.

GENERAL IMPORTS

(398)

No. 13—continued

ARTICLES, AND COUNTRIES OF CONSIGNMENT; ALSO SHARE OF EACH PROVINCE	QUANTITY					VALUE				
	1922-23	1923-24	1924-25	1925-26	1926-27	1922-23	1923-24	1924-25	1925-26	1926-27
Printing and Lithographing machinery and materials (excluding paper)—continued						R	R	R	R	R
<i>Printers' and Lithographers' ink (III. F)—</i>										
United Kingdom	—	—	—	—	—	4,26,683	4,09,671	5,05,676	5,59,706	6,07,585
Other British Possessions	—	—	—	—	—	53	286	..	172	13
TOTAL BRITISH EMPIRE	—	—	—	—	—	4,26,736	4,09,957	5,05,676	5,59,938	6,07,598
Norway	—	—	—	—	—	1,366	184	..
Germany	—	—	—	—	—	66,746	42,426	71,546	1,02,237	94,082
Netherlands	—	—	—	—	—	299	2,750	457	9,219	26,323
Japan	—	—	—	—	—	7,194	5,666
United States of America—										
<i>Via Atlantic Coast</i>	—	—	—	—	—	15,865	17,402	7,374	20,274	15,868
<i>" Pacific "</i>	—	—	—	—	—	8,574	16,676	..	1,006	..
Other Foreign Countries	—	—	—	—	—	153	..	621	403	1,754
TOTAL FOREIGN COUNTRIES	—	—	—	—	—	98,003	79,256	79,998	1,40,516	1,43,683
Share of Bengal	—	—	—	—	—	1,51,964	1,32,763	1,96,804	2,20,210	2,19,473
<i>" Bombay</i>	—	—	—	—	—	1,76,711	1,80,332	2,06,396	2,50,795	2,11,392
<i>" Sind</i>	—	—	—	—	—	99,117	91,664	84,152	1,02,735	1,05,271
<i>" Madras</i>	—	—	—	—	—	72,255	49,736	71,655	94,312	86,457
<i>" Burma</i>	—	—	—	—	—	19,692	34,667	26,667	32,552	28,689
TOTAL	—	—	—	—	—	5,19,789	4,89,211	5,85,674	7,00,454	7,51,281
Other materials (LII. F)—										
United Kingdom	—	—	—	—	—	2,78,304	2,35,075	2,67,292	2,61,776	2,71,548
Other British Possessions	—	—	—	—	—	1,984	666	1,643	272	441
TOTAL BRITISH EMPIRE	—	—	—	—	—	2,80,288	2,35,741	2,68,935	2,62,148	2,71,984
Germany	—	—	—	—	—	94,936	68,462	89,188	1,12,814	1,00,129
Netherlands	—	—	—	—	—	139	1,985	2,880	81	611
Belgium	—	—	—	—	—	146	223	214	245	2,650
France	—	—	—	—	—	2,035	730	421	729	1,083
Italy	—	—	—	—	—	150	388	1,673	1,707	3,975
Austria	—	—	—	—	—	..	131	4,305	14	305
Japan	—	—	—	—	—	703	61	..	1,041	129
United States of America—										
<i>Via Atlantic Coast</i>	—	—	—	—	—	1,57,276	52,816	26,906	22,555	30,152
<i>" Pacific "</i>	—	—	—	—	—	39	25	124
Other Foreign Countries	—	—	—	—	—	8	348	531	790	131
TOTAL FOREIGN COUNTRIES	—	—	—	—	—	2,55,398	1,25,199	1,26,457	1,46,001	1,39,304
Share of Bengal	—	—	—	—	—	2,56,456	92,634	1,12,096	95,803	1,22,652
<i>" Bombay</i>	—	—	—	—	—	94,541	1,34,864	1,56,055	1,62,321	1,62,379
<i>" Sind</i>	—	—	—	—	—	53,697	53,616	54,903	63,723	44,528
<i>" Madras</i>	—	—	—	—	—	34,976	39,346	51,447	71,344	58,714
<i>" Burma</i>	—	—	—	—	—	66,016	35,037	14,891	13,943	23,985
TOTAL	—	—	—	—	—	5,35,686	3,60,940	3,95,392	4,08,149	4,11,288

No. 18—continued

ARTICLES, AND COUNTRIES OF CONSIGNMENT; ALSO SHARE OF EACH PROVINCE	QUANTITY					VALUE				
	1922-23	1923-24	1924-25	1925-26	1926-27	1922-23	1923-24	1924-25	1925-26	1926-27
Printing and Lithographing machinery and materials (excluding paper)—concluded						R	R	R	R	R
<i>Total value of Printing and Lithographing machinery and mate- rials (excluding paper)</i>										
United Kingdom	—	—	—	—	—	15,37,075	20,32,032	22,02,065	20,50,232	20,78,575
Mesopotamia	—	—	—	—	—	1,050	..
Ceylon	—	—	—	—	—	2,075	423	601	1,042	456
Straits Settlements (in- cluding Labuan)	—	—	—	—	—	991	1,998	998	841	321
Zanzibar and Pemba	—	—	—	—	—	1,525
Other British Possessions	—	—	—	—	—	1,256	303	573	..	5
TOTAL BRITISH EMPIRE	—	—	—	—	—	15,92,597	20,34,751	22,72,652	20,54,175	20,79,357
Sweden	—	—	—	—	—	4,018	80	18
Norway	—	—	—	—	—	1,306	1,000	..
Germany	—	—	—	—	—	3,87,894	3,93,047	5,50,187	5,19,120	15,61,540
Netherlands	—	—	—	—	—	438	4,735	24,625	19,110	33,157
Belgium	—	—	—	—	—	146	223	813	606	19,827
France	—	—	—	—	—	2,212	11,263	2,893	1,103	2,090
Spain	—	—	—	—	—	20	1,740
Switzerland	—	—	—	—	—	8	3,070	1,120	893	68
Italy	—	—	—	—	—	654	2,762	1,673	4,202	12,620
Austria	—	—	—	—	—	273	131	4,305	14	310
Czechoslovakia	—	—	—	—	—	20,923	..	70	..	762
Persia	—	—	—	—	—	1,000	..	115	40	..
China (exclusive of Hong- kong and Macao)	—	—	—	—	—	600	22,801	900	650	3,580
Japan	—	—	—	—	—	753	61	..	8,938	5,795
Egypt	—	—	—	—	—	..	1,436	3,743	315	400
United States of America Via Atlantic Coast	—	—	—	—	—	5,01,912	7,27,794	4,33,195	4,00,223	2,00,060
.. Pacific	—	—	—	—	—	8,574	16,676	89	1,030	561
Other Foreign Countries	—	—	—	—	—	..	342	29
TOTAL FOREIGN COUNTRIES	—	—	—	—	—	9,26,759	11,95,047	10,33,750	9,57,520	9,08,300
<i>Share of Bengal</i>	—	—	—	—	—	9,33,949	11,15,695	12,66,373	13,35,739	11,79,478
.. Bombay	—	—	—	—	—	5,23,542	12,54,323	12,19,632	9,33,764	9,33,370
.. Sind	—	—	—	—	—	2,70,029	3,50,135	2,30,911	2,77,733	2,33,731
.. Madras	—	—	—	—	—	2,32,936	2,32,906	2,22,133	2,97,473	4,36,313
.. Burma	—	—	—	—	—	2,03,900	3,46,629	77,613	1,67,005	1,39,630
TOTAL	—	—	—	—	—	25,19,356	32,10,798	33,06,602	30,11,704	29,87,717
Prints, Engravings, and Pictures—										
<i>Photographs and Picture post-cards (III, V)—</i>										
United Kingdom	—	—	—	—	—	1,62,097	41,242	49,524	37,838	34,096
Ceylon	—	—	—	—	—	261	3,796	39	110	207
Hongkong	—	—	—	—	—	105	119	60	22	1,103
Other British Possessions	—	—	—	—	—	960	313	431	1,313	611
TOTAL BRITISH EMPIRE	—	—	—	—	—	1,63,423	45,375	50,054	39,283	35,922
Germany	—	—	—	—	—	25,105	29,674	24,727	17,122	36,502
Netherlands	—	—	—	—	—	2,937	153	957	50	499
France	—	—	—	—	—	1,243	263	1,440	2,109	4,924
Italy	—	—	—	—	—	1,602	1,957	909	1,030	131
Japan	—	—	—	—	—	1,021	413	211	579	15,929
United States of America Via Atlantic Coast	—	—	—	—	—	3,552	7,377	5,661	29,233	9,523
.. Pacific	—	—	—	—	—	14	360	..	120	3
Other Foreign Countries	—	—	—	—	—	964	1,029	1,011	1,303	1,224
TOTAL FOREIGN COUNTRIES	—	—	—	—	—	41,533	41,325	24,919	52,746	63,600

* Shown as a Foreign Country from 1923-24.

GENERAL IMPORTS

(400)

No. 13—continued

ARTICLES, AND COUNTRIES OF CONSIGNMENT; ALSO SHARE OF EACH PROVINCE	QUANTITY					VALUE				
	1922-23	1923-24	1924-25	1925-26	1926-27	1922-23	1923-24	1924-25	1925-26	1926-27
Prints, Engravings, and Pictures—continued						R	R	R	R	R
<i>Photographs and Picture post-cards (III. V)—continued</i>										
Share of Bengal	—	—	—	—	—	81,345	22,899	12,894	10,630	20,302
" Bombay	—	—	—	—	—	1,27,768	29,138	26,947	64,858	32,798
" Sind	—	—	—	—	—	35,038	17,394	27,748	13,860	14,694
" Madras	—	—	—	—	—	3,168	14,512	10,681	2,369	6,325
" Burma	—	—	—	—	—	7,657	3,657	7,826	10,967	30,403
TOTAL	—	—	—	—	—	2,04,956	87,401	84,973	92,584	1,04,685
Others (III. V)—										
United Kingdom	—	—	—	—	—	1,23,967	87,613	4,38,122	84,510	1,12,867
Ceylon	—	—	—	—	—	4,217	2,150	1,598	6,632	2,693
Straits Settlements (including Labuan)	—	—	—	—	—	1,499	747	1,185	1,902	2,201
Hongkong	—	—	—	—	—	1,604	2,699	217	60	3,209
Other British Possessions	—	—	—	—	—	546	63	286	400	710
TOTAL BRITISH EMPIRE	—	—	—	—	—	1,31,832	93,272	4,86,838	93,504	1,21,685
Germany	—	—	—	—	—	37,387	82,446	33,832	54,716	64,409
Belgium	—	—	—	—	—	5	570	2,198	299	171
France	—	—	—	—	—	1,987	1,807	2,557	7,254	37,714
Switzerland	—	—	—	—	—	..	211	84	912	1,678
Italy	—	—	—	—	—	10,215	983	2,568	6,131	12,207
Austria	—	—	—	—	—	398	805	5,178	13,970	8,595
Japan	—	—	—	—	—	1,648	2,164	1,064	2,154	1,134
United States of America—										
Via Atlantic Coast	—	—	—	—	—	4,548	1,874	6,178	9,906	15,922
" Pacific "	—	—	—	—	—	7	84	89	40	..
Other Foreign Countries	—	—	—	—	—	1,594	1,133	1,563	468	1,317
TOTAL FOREIGN COUNTRIES	—	—	—	—	—	57,789	91,557	55,801	95,880	1,48,047
Share of Bengal	—	—	—	—	—	32,150	36,996	4,30,172	39,603	63,075
" Bombay	—	—	—	—	—	1,09,670	1,10,583	81,298	99,127	1,60,088
" Sind	—	—	—	—	—	1,249	19,151	14,317	11,651	23,120
" Madras	—	—	—	—	—	19,652	6,167	6,195	26,068	26,132
" Burma	—	—	—	—	—	26,900	11,942	9,704	10,935	3,317
TOTAL	—	—	—	—	—	1,89,621	1,84,829	5,41,634	1,89,384	2,64,732
Total value of Prints, Engravings, and Pictures—										
United Kingdom	—	—	—	—	—	2,86,064	1,28,955	5,32,646	1,22,398	1,46,963
Ceylon	—	—	—	—	—	4,478	5,946	1,632	6,742	2,965
Straits Settlements (including Labuan)	—	—	—	—	—	1,579	897	1,519	2,719	2,432
Hongkong	—	—	—	—	—	1,709	2,818	277	82	4,317
Other British Possessions	—	—	—	—	—	1,425	231	363	1,401	940
TOTAL BRITISH EMPIRE	—	—	—	—	—	2,95,255	1,38,847	5,36,437	1,33,342	1,57,657
Germany	—	—	—	—	—	62,552	1,12,120	58,559	71,835	1,00,971
Netherlands	—	—	—	—	—	3,389	845	1,141	288	670
Belgium	—	—	—	—	—	156	634	2,395	324	210
France	—	—	—	—	—	3,235	1,670	3,997	9,383	42,635
Switzerland	—	—	—	—	—	..	820	94	1,313	1,678
Italy	—	—	—	—	—	11,817	2,920	3,477	7,211	12,338
Austria	—	—	—	—	—	601	868	5,279	14,922	8,817
China (exclusive of Hongkong and Macao)	—	—	—	—	—	1,243	339	306	491	624
Japan	—	—	—	—	—	2,679	2,577	1,275	2,733	17,043
United States of America—										
Via Atlantic Coast	—	—	—	—	—	13,100	9,751	11,837	39,789	25,350
" Pacific "	—	—	—	—	—	21	444	89	160	3
Other Foreign Countries	—	—	—	—	—	529	895	1,271	244	1,225
TOTAL FOREIGN COUNTRIES	—	—	—	—	—	99,322	1,33,833	90,220	1,48,626	2,11,647

No. 13—continued

ARTICLES, AND COUNTRIES OF CONSIGNMENT; ALSO SHARE OF EACH PROVINCE	QUANTITY					VALUE				
	1922-23	1923-24	1924-25	1925-26	1926-27	1922-23	1923-24	1924-25	1925-26	1926-27
						₹	₹	₹	₹	₹
Prints, Engravings, and Pictures—concluded										
<i>Total value of Prints, En- gravings, and Pic- tures—continued</i>										
Share of Bengal	—	—	—	—	—	63,496	59,696	4,43,066	60,133	73,877
“ Bombay	—	—	—	—	—	2,37,422	1,39,721	1,07,243	1,53,925	1,22,826
“ Sind	—	—	—	—	—	36,287	36,646	42,003	36,511	36,814
“ Madras	—	—	—	—	—	22,310	20,670	16,768	30,437	32,417
“ Burma	—	—	—	—	—	24,557	15,599	17,429	21,902	33,920
TOTAL	—	—	—	—	—	3,04,577	2,72,230	6,26,557	2,81,068	3,00,314
Provisions and Oilman's stores—										
<i>Bacon and Hams (L. E.)</i>	Cwts.	Cwts.	Cwts.	Cwts.	Cwts.					
United Kingdom	10,994	12,174	14,617	14,671	14,548	14,67,592	13,57,983	14,00,858	18,38,892	18,40,341
Ceylon	21	4	22	3,175	788	947	194	80
Straits Settlements (includ- ing Labuan)	12	10	11	108	18	3,118	2,794	2,547	15,842	2,870
Hongkong	243	180	177	165	189	26,952	16,321	19,081	15,200	17,500
Natal	1	15	56	..	8	218	1,550	8,211	44	880
South Australia (including Northern Territory)	55	9,113
Victoria	129	92	50	67	237	20,013	14,222	6,538	8,891	31,051
Tasmania	1	272
New South Wales	36	33	2	..	3	5,531	4,296	300	61	436
Queensland	137	145	51	..	2	21,350	20,623	6,761	..	500
<i>Australian Commonwealth (Total)</i>	357	271	103	67	242	56,007	39,413	13,599	8,952	32,032
Other British Possessions	6	..	1	2	..	1,320	..	140	207	80
TOTAL BRITISH EMPIRE	11,634	12,654	14,987	15,073	15,005	15,58,385	14,18,849	15,38,888	18,78,891	18,98,883
Denmark	1	9	2	7	..	115	1,098	310	645	..
Germany	22	39	33	28	..	3,226	5,605
Netherlands	9	5	61	9	58	1,432	561	4,359	1,417	4,746
Austria	27	4,495
United States of America—										
Vid Atlantic Coast	162	159	104	61	79	26,863	24,595	18,120	9,538	10,676
“ Pacific	5	19	10	8	..	461	1,719	1,118	1,010	50
Other Foreign Countries	8	13	7	7	14	1,129	1,768	554	1,429	2,219
TOTAL FOREIGN COUNTRIES	212	205	184	134	190	34,528	29,769	19,462	17,265	23,293
Share of Bengal	3,495	4,012	4,919	4,772	6,094	4,98,305	4,77,073	5,19,034	6,20,160	7,03,044
“ Bombay	5,296	4,665	4,604	4,560	4,027	6,75,947	4,97,461	4,64,468	5,61,575	5,61,151
“ Sind	1,095	1,167	2,704	2,606	1,743	1,46,008	1,28,689	2,72,859	3,02,419	2,22,647
“ Madras	594	977	1,078	1,213	1,261	83,469	1,11,487	1,12,364	1,53,842	1,58,993
“ Burma	1,366	2,033	1,866	2,056	2,070	1,36,184	2,33,022	1,87,720	2,62,154	2,69,801
TOTAL	11,946	12,859	15,171	15,507	15,195	15,92,013	14,48,618	15,57,845	18,96,156	19,16,670
Biscuits and Cakes (L. E.)	Cwts.	Cwts.	Cwts.	Cwts.	Cwts.					
United Kingdom	17,308	20,048	23,805	34,920	42,637	23,05,550	24,70,166	32,25,798	33,49,810	45,20,019
Ceylon	185	113	76	170	251	17,013	13,120	8,412	18,815	27,047
Straits Settlements (includ- ing Labuan)	78	133	535	1,153	1,001	7,365	10,481	22,986	40,782	94,505
Hongkong	18	45	53	8	2	659	1,939	3,503	468	73
Zanzibar and Pemba	10	1	1	1,422	140	42	65
British West India Islands	32	20	1,750	155
South Australia (including Northern Territory)	31	12	1	2,388	289	120
Victoria	585	959	943	1,370	1,415	53,549	88,909	81,697	1,15,901	1,21,805
Tasmania	14	1,266
New South Wales	86	114	696	36	69	11,055	18,539	50,278	4,735	10,088
<i>Australian Commonwealth (Total)</i>	702	1,037	1,639	1,418	1,485	72,492	1,08,954	1,31,876	1,20,925	1,32,013
Other British Possessions	12	3	12	11	21	795	487	1,277	742	2,463
TOTAL BRITISH EMPIRE	18,253	21,439	31,121	37,783	43,417	24,92,374	26,06,619	33,98,991	40,33,334	47,76,345

ARTICLES AND COUNTRIES OF CONSIGNMENT; ALSO SHARE OF EACH PROVINCE	QUANTITY					VALUE				
	1922-23	1923-24	1924-25	1925-26	1926-27	1922-23	1923-24	1924-25	1925-26	1926-27
Provisions and Oilman's stores—continued						R	R	R	R	R
<i>Biscuits and Cakes (I. E)—continued</i>	Cwts.	Cwts.	Cwts.	Cwts.	Cwts.					
Germany	1,458	868	1,472	820	2,029	79,828	43,082	74,821	47,181	67,0
Netherlands	169	224	421	560	416	19,128	24,085	42,109	47,344	34,5
Belgium	5	25	91	201	..	755	2,100	5,518	12,9
France	7	24	44	488	99	1,518	3,071	4,835	40,552	18,5
Italy	2	17	16	232	..	2	1,609	8
Austria	23	1	..	10	..	2,799	73	..	272	..
China (exclusive of Hongkong and Macao)	80	8	37	10	3	1,390	424	1,476	572	..
Japan	1,892	347	1,657	219	61	98,842	17,736	72,207	11,226	6,1
United States of America—										
<i>Via Atlantic Coast</i>	5	7	22	97	68	537	875	1,567	11,066	6,1
<i>" Pacific "</i>	5	1	5	5	26	777	42	488	452	2,1
Other Foreign Countries	7	18	3	7	10	581	1,052	208	364	..
TOTAL FOREIGN COUNTRIES	3,648	1,498	3,686	2,324	2,924	2,05,082	91,195	1,99,813	1,66,156	1,39,2
<i>Share of Bengal</i>	4,154	4,076	6,166	8,204	9,109	4,99,346	4,99,890	6,44,688	7,48,347	8,27,
<i>" Bombay</i>	6,198	4,668	8,634	6,770	6,774	6,42,860	5,75,438	7,56,219	6,71,171	7,43,
<i>" Sind</i>	1,825	2,363	3,368	4,104	4,701	2,26,722	2,81,000	3,66,288	3,96,821	4,89,
<i>" Madras</i>	2,174	2,917	3,188	4,252	5,631	2,37,965	3,17,753	3,45,023	4,30,280	5,49,
<i>" Burma</i>	7,762	8,714	13,451	16,777	25,826	10,42,063	10,23,683	14,31,636	19,52,871	23,36,
TOTAL	21,901	22,987	34,807	40,107	51,341	26,98,956	26,97,814	35,98,804	41,99,490	49,15,
Butter (including canned) (I. E)—	Cwts.	Cwts.	Cwts.	Cwts.	Cwts.					
United Kingdom	50	87	162	124	112	11,565	17,436	21,401	16,830	16,
Aden and Dependencies	1	8	1	..	126	150	1,369	90	..
Ceylon	20	15	16	13	7	5,183	3,360	8,128	2,920	[1,
Strait Settlements (including Labuan)	5	61	124	150	105	1,295	10,247	21,868	25,877	19,
Natal	34	..	1	5,506	..	126	..
South Australia (including Northern Territory)	26	..	30
Victoria	118	57	48	206	163	20,626	11,058	6,693	28,116	31,
Tasmania	17	783	..
New South Wales	2	..	3	74	12	242	100	458	15,
Queensland	2	1	350	180	..	E..
Australian Commonwealth (Total)	118	61	49	226	237	26,664	11,650	7,003	29,357	47,
New Zealand (including Nauru and Br. Samoa)	20	2,510
Other British Possessions	5	3	9	1,009	101	..	150	1,
TOTAL BRITISH EMPIRE	198	259	379	518	470	39,842	48,460	57,389	75,850	87,
Sweden	13	3	25	3,515	400	2,
Denmark	279	210	411	453	587	80,517	50,877	93,431	95,691	1,33,
Netherlands	50	15	..	2	..	14,307	2,680	46	362	..
Egypt*	9	..	1	1,880	..	157	..
United States of America—										
<i>Via Atlantic Coast</i>	2	4	2	1	185	405	974	450	..
<i>" Pacific "</i>	3	5	4	789	1,054	..
Other Foreign Countries	2	6	7	13	4	478	1,034	665	1,684	..
TOTAL FOREIGN COUNTRIES	344	245	425	476	621	98,997	57,276	1,00,905	99,398	1,38,
<i>Share of Bengal</i>	13	16	49	62	89	5,104	1,370	3,032	7,297	13,
<i>" Bombay</i>	27	77	126	96	47	4,504	11,671	16,954	11,863	7,
<i>" Sind</i>	1	4	7	11	1	205	753	1,764	1,675	..
<i>" Madras</i>	19	11	27	40	21	2,868	2,066	3,231	5,139	3,
<i>" Burma</i>	432	397	596	796	933	1,26,153	39,366	1,29,263	1,48,374	2,00,
TOTAL	542	504	804	904	1,091	1,38,839	1,05,726	1,58,294	1,74,743	2,25,

* Shown as a Foreign Country from 1923-24.

No. 13—continued

ARTICLES, AND COUNTRIES OF CONSIGNMENT; ALSO SHARE OF EACH PROVINCE	QUANTITY					VALUE				
	1922-23	1923-24	1924-25	1925-26	1926-27	1922-23	1923-24	1924-25	1925-26	1926-27
Provisions and Oilman's stores—continued						R	R	R	R	R
<i>Canned and bottled provisions (not specified elsewhere)— Canned or bottled fruits (L. E.)—</i>	Cwts.	Cwts.	Cwts.	Cwts.	Cwts.					
United Kingdom	1,141	1,222	1,575	1,654	1,119	1,24,091	1,14,834	1,18,837	1,23,078	85,824
Mesopotamia	267	337	25	1	1	1,494	2,096	658	49	52
Ceylon	1	18	2	33	62	112	1,615	219	1,730	1,256
Straits Settlements (including Labuan)	2,035	1,615	2,287	2,708	3,443	72,848	50,168	98,901	60,084	85,930
Hongkong	1,755	1,974	2,264	2,474	2,327	76,539	81,068	90,483	95,412	90,416
Egypt†	5	—	—	—	—	272	—	—	—	—
Cape of Good Hope	62	2,008
Natal	3	20	26	1	15	166	1,042	1,722	68	1,261
Western Australia	3
South Australia (including Northern Territory)	96	80	75	5	..	5,508	1,500	2,074	1,158	..
Victoria	904	440	256	1,132	1,150	54,331	21,546	12,202	52,403	51,593
Tasmania	93	40	79	679	599	4,242	2,133	3,004	28,218	25,484
New South Wales	44	115	462	327	228	2,656	5,767	24,190	15,355	3,967
Queensland	37	4,180
<i>Australian Commonwealth (Total)</i>	1,174	693	872	2,143	1,977	70,885	30,049	43,130	97,124	36,044
Other British Possessions	9	11	8	4	15	494	499	705	278
TOTAL BRITISH EMPIRE	6,381	5,888	8,062	9,037	9,008	3,46,722	2,82,316	3,54,447	3,85,870	2,49,569
Germany	8	..	2	80	..	1,085	45	163	4,003
Netherlands	60	..	20	121	16	2,840	40	660	5,012
Belgium	4	49	58	51	36	212	2,780	4,468	8,222
France	132	342	127	248	318	18,503	33,135	16,788	23,181	31,455
Spain	11	10	..	1,538	1,139	..
Portugal	2	168	225	10,485
Switzerland	1	11	23	37	51	156	670	1,986	1,750	1,263
Italy	12	39	35	64	42	2,905	6,274	2,838	5,035	2,714
Austria	85	1,788
Other Native States in Arabia	304	4,028
China (exclusive of Hongkong and Macao)	165	349	231	233	306	6,954	13,188	9,520	9,550	12,407
Japan	8	85	22	6	21	506	1,936	2,125	442	897
Egypt†	54	3	1	1	..	2,110	244	75	112
United States of America—										
Yd Atlantic Coast	1,783	1,107	2,002	2,170	1,906	1,06,873	72,678	1,15,955	1,20,195	97,360
" Pacific "	5,510	6,683	6,616	9,605	8,341	3,97,777	3,09,756	3,73,961	4,73,901	4,44,320
Colombia	107	4,348
Hawaii	39	13	1,463	470
Other Foreign Countries	2	9	38	2	..	114	476	880	162	33
TOTAL FOREIGN COUNTRIES	7,663	8,659	9,419	12,516	11,440	5,36,827	5,34,548	5,42,014	6,41,035	6,16,642
<i>Share of Bengal</i>	<i>4,561</i>	<i>3,667</i>	<i>3,330</i>	<i>5,149</i>	<i>3,491</i>	<i>2,02,123</i>	<i>3,12,661</i>	<i>1,87,648</i>	<i>2,06,641</i>	<i>1,91,010</i>
" Bombay	3,762	3,446	3,394	4,620	4,970	2,26,739	1,82,370	1,86,744	2,37,308	2,21,834
" Sind	1,152	1,511	2,102	3,576	2,648	83,608	1,02,237	1,36,487	1,62,231	1,18,963
" Madras	691	1,300	1,737	2,054	3,069	48,239	84,965	99,557	1,03,230	1,80,273
" Burma	3,373	4,524	7,118	6,155	6,375	2,24,790	2,34,031	3,16,055	3,67,975	2,70,142
TOTAL	14,044	14,547	17,481	21,553	20,448	8,55,609	8,16,864	8,96,461	10,26,905	9,65,211
Canned or oiled fish (L. E.)—	Cwts.	Cwts.	Cwts.	Cwts.	Cwts.					
United Kingdom	4,330	3,994	4,791	4,786	4,711	3,45,099	2,95,678	3,69,587	3,51,710	3,58,055
Straits Settlements (including Labuan)	3,143	3,170	9,411	12,779	17,200	1,56,158	1,37,892	2,47,066	4,66,029	5,87,912
Hongkong	550	386	773	427	254	31,724	25,098	35,661	22,280	12,136
Canada—										
Yd Atlantic Coast	34	173	26	280	..	1,601	7,174	1,251	13,435
" Pacific "	113	195	306	105	356	5,565	9,240	11,672	4,603	16,362
Victoria	19	7	18	900	302	34
Tasmania	6	225	..
New South Wales	14	4	564	174	..
<i>Australian Commonwealth (Total)</i>	<i>..</i>	<i>..</i>	<i>33</i>	<i>17</i>	<i>..</i>	<i>..</i>	<i>18</i>	<i>1,464</i>	<i>712</i>	<i>34</i>
Other British Possessions	12	1	5	17	9	1,196	157	635	1,603	440
TOTAL BRITISH EMPIRE	8,148	7,780	15,392	18,157	22,313	5,39,742	4,69,774	7,73,249	8,48,977	9,85,314

† Shows as a Foreign Country from 1923-24.

ARTICLES, AND COUNTRIES OF CONSIGNMENT; ALSO SHARE OF EACH PROVINCE	QUANTITY					VALUE				
	1922-23	1923-24	1924-25	1925-26	1926-27	1922-23	1923-24	1924-25	1925-26	1926-27
Provisions and Oilman's stores—continued										
<i>Canned and bottled provisions (not specified elsewhere)—continued</i>										
Tinned or canned fish (L. B.)—continued	Cwts.	Cwts.	Cwts.	Cwts.	Cwts.	R	R	R	R	R
Sweden	27	4	8	1,568	326	32	..	58
Norway	328	166	508	917	2,264	27,939	13,127	34,800	55,415	63,24
Germany	6	15	15	52	9	955	859	763	4,413	3,52
Netherlands	6	14	117	590	38	625	978	7,981	33,097	1,77
Belgium	3	2	59	117	181	3,13
France	202	333	150	256	213	15,029	22,840	19,693	20,073	27,47
Portugal	13,889	11,500	9,545	11,519	8,093	8,72,022	5,66,714	5,01,673	5,54,616	4,18,04
Italy	4	53	204	11	6	652	5,690	13,734	1,880	94
Other Native States in Arabia	40	1,000	..	1
Persia	100	1,550	1
China (exclusive of Hong-kong and Macao)	101	257	143	71	108	9,844	15,244	11,513	4,642	13,1
Japan	714	103	73	139	1,826	44,561	10,829	9,947	13,985	62,3
United States of America—										
<i>Via Atlantic Coast</i>	2,130	355	2,060	1,848	7,787	1,17,692	50,692	1,09,595	1,02,224	2,90,6
<i>" Pacific "</i>	5,324	3,379	14,415	23,914	46,047	2,04,954	1,73,852	6,40,274	11,07,525	16,44,7
Colombia	86	556	8,548	20,217	..
Other Foreign Countries	6	4	1	2	58	322	220	71	1
TOTAL FOREIGN COUNTRIES	22,834	16,720	27,370	44,376	66,460	13,57,561	8,61,473	13,63,773	10,27,339	25,70,1
<i>Share of Bengal</i>	3,503	1,958	2,410	2,922	2,357	2,05,902	1,33,159	1,85,707	1,93,082	2,04,4
<i>" Bombay</i>	3,393	1,148	2,343	1,301	2,427	2,18,383	78,023	1,53,604	1,13,059	1,38,1
<i>" Sind</i>	2,133	2,565	3,747	3,800	2,643	1,58,745	1,63,796	2,26,240	2,32,207	1,72,
<i>" Madras</i>	303	656	1,033	934	1,251	20,753	52,273	72,674	65,734	78,
<i>" Burma</i>	21,640	13,173	33,229	53,576	30,096	12,33,615	3,93,939	14,93,797	21,62,034	23,44
TOTAL	30,933	24,500	42,762	63,033	89,273	13,97,303	13,31,247	21,37,022	27,76,216	35,58,1
Others (I. E.)—	Cwts.	Cwts.	Cwts.	Cwts.	Cwts.					
United Kingdom	33,759	39,755	48,507	57,901	69,669	32,04,888	31,03,700	35,72,470	39,08,538	49,74,1
Aden and Dependencies	4	8	55	10	9	724	783	3,208	906	1,1
Mesopotamia	55	56	195	36	39	4,803	2,405	13,224	3,414	2,4
Bahrain Islands	10	10	1	2	1	3,039	2,584	65	293	1
Ceylon	71	66	219	176	145	3,334	6,682	9,675	8,996	6,3
Straits Settlements (including Labuan)	517	330	591	612	681	21,333	30,741	47,641	14,109	24,1
Hongkong	3,100	1,965	1,321	563	1,908	1,33,847	81,366	55,825	25,494	34,0
Egypt†	27	1,610
Natal	12	43	53	69	69	1,114	5,633	4,668	5,189	6,4
Zanzibar and Pemba	19	155	9	13	..	691	2,064	603	1
Kenya Colony	10	132	146	69	..	1,323	6,555	7,662	6,1
Mauritius and Dependencies	13	5	23	2	20	1,331	120	1,597	334	1,1
British Guiana	41	1,522	..
Canada—										
<i>Via Atlantic Coast</i>	30	22	35	4,969	1,417	1,6
<i>" Pacific "</i>	1	2	22	35	98	1,0
British West India Islands	140	15	6,937	3
Western Australia	15	1,295
South Australia (including Northern Territory)	55	2	277	5	1	3,457	173	13,537	412	1

† Shown as a Foreign Country from 1923-24.

No. 13—continued

ARTICLES, AND COUNTRIES OF CONSIGNMENT; ALSO SHARE OF EACH PROVINCE	QUANTITY					VALUE				
	1922-23	1923-24	1924-25	1925-26	1926-27	1922-23	1923-24	1924-25	1925-26	1926-27
Provisions and Oilman's stores—continued										
<i>Canned and bottled provi- sions (not specified else- where)—concluded</i>	Cwts.	Cwts.	Cwts.	Cwts.	Cwts.	R	R	R	R	R
<i>Others (I. E)—continued</i>										
Victoria	2,147	1,979	1,860	2,740	4,207	1,54,994	1,26,102	90,003	1,40,315	2,04,763
Tasmania	74	50	177	435	917	5,297	1,483	7,139	17,147	29,747
New South Wales	182	204	518	277	291	13,041	20,700	22,539	10,470	13,935
Queensland	58	25	118	109	27	5,214	2,815	12,611	9,033	2,280
<i>Australian Commonwealth (Total)</i>	2,516	2,359	2,995	3,565	5,443	1,82,073	1,51,372	1,43,071	1,77,392	2,50,373
New Zealand (including Nauru and British Samoa)	37	..	1	2,336	..	43
Fiji Islands	40	1,679
Other British Possessions .	1	9	21	4	13	54	702	1,191	316	1,017
TOTAL BRITISH EMPIRE	40,216	44,678	54,360	63,304	78,152	25,70,635	23,93,940	26,23,590	41,69,091	53,65,296
Sweden	4	6	37	67	1,552	387	542	1,808	2,068	67,757
Norway	41	79	193	306	346	4,969	6,925	15,924	21,919	23,349
Denmark	30	2	412	68	..	1,751	185	17,207
Germany	378	630	616	5,185	6,701	10,117	26,760	26,707	2,80,867	2,08,711
Netherlands	801	7,510	30,722	163,982	2,30,640	70,467	4,28,406	18,32,159	86,12,140	1,20,07,846
Belgium	913	2,444	63,771	46,255	23,782	29,742	1,56,905	40,89,326	27,66,660	10,12,417
France	1,136	2,267	1,603	2,916	4,018	1,35,575	1,90,470	1,24,731	2,05,008	2,56,450
Spain	30	92	44	24	47	1,796	6,617	2,505	3,154	3,722
Portugal	201	19	17	5	17	8,205	1,606	1,223	548	1,118
Switzerland	44	59	61	147	221	4,646	6,930	5,740	16,371	26,880
Italy	561	550	722	700	1,153	46,772	39,469	37,460	47,912	78,323
Austria	38	2	15	7	271	2,072	307	757	640	12,168
Greece	11	53	2	6	3	717	4,006	135	473	206
Other Native States in Arabia	21	2	6	15	11	2,011	150	481	937	719
Perak	18	24	12	13	10	1,292	3,427	1,169	715	426
Java	2	9	45	17	27	125	726	2,904	956	1,866
China (exclusive of Hong- kong and Macao)	1,022	1,493	326	85	336	57,323	51,923	17,706	2,186	18,859
Japan	431	403	641	362	660	25,916	24,711	23,712	21,223	45,437
Egypt	26	34	54	49	..	2,405	2,307	3,828	2,780
Portuguese East Africa	3	..	30	8	..	385	28	1,374	524
Madagascar	33	8	1,043	10	141
United States of America— Fid Atlantic Coast	4,829	3,671	6,889	5,748	11,213	2,65,327	2,74,916	2,97,793	3,80,416	5,23,508
.. Pacific	4,067	3,989	2,656	6,794	7,545	2,26,454	2,64,632	2,21,191	3,62,070	4,04,631
Uruguay	21	21	..	1,004	1,091
Argentine Republic (includ- ing the Atlantic Coast of Patagonia)	11	3	..	32	..	493	212	..	1,621
Other Foreign Countries . .	17	9	3	7	30	1,037	1,454	461	537	1,221
TOTAL FOREIGN COUNTRIES	15,196	23,507	109,443	227,305	3,49,208	11,17,861	14,95,179	68,19,399	1,27,45,230	1,56,07,112
<i>State of Bengal</i>	<i>19,223</i>	<i>20,670</i>	<i>46,898</i>	<i>74,221</i>	<i>1,20,693</i>	<i>15,46,064</i>	<i>13,53,220</i>	<i>26,24,574</i>	<i>35,08,592</i>	<i>69,55,432</i>
.. Bombay	20,372	31,334	98,635	163,767	1,29,793	19,46,507	24,03,394	69,21,615	95,19,041	95,76,211
.. Sind	4,478	6,108	9,077	45,039	62,404	4,17,035	4,55,122	5,76,524	23,91,369	23,20,976
.. Madras	3,326	3,624	4,668	7,340	10,406	3,07,087	2,51,360	3,75,243	4,32,432	5,35,784
.. Burma	7,152	6,399	4,320	10,182	14,149	4,71,183	4,10,207	3,94,973	7,50,017	9,24,003
TOTAL	55,411	68,185	163,803	301,109	4,27,360	46,88,496	48,89,119	1,07,02,989	1,69,06,371	2,08,72,409

* Shown as a Foreign Country from 1923-24.

GENERAL IMPORTS

No. 13—continued

ARTICLES, AND COUNTRIES OF CONSIGNMENT; ALSO SHARE OF EACH PROVINCE	QUANTITY					VALUE				
	1922-23	1923-24	1924-25	1925-26	1926-27	1922-23	1923-24	1924-25	1925-26	1926-27
Provisions and Oilman's Stores—continued						R	R	R	R	R
<i>Cheese (including canned) (L. E.)—</i>	<i>Cwts.</i>	<i>Cwts.</i>	<i>Cwts.</i>	<i>Cwts.</i>	<i>Cwts.</i>					
United Kingdom	2,302	2,542	2,918	2,463	2,332	3,28,543	3,47,526	3,38,758	3,03,484	2,67,631
Straits Settlements (including Labuan)	8	3	22	60	74	2,231	1,631	4,316	8,262	3,200
Natal	227	102	15	..	1	23,931	12,378	1,278	..	82
Kenya Colony	15	102	22	27	..	1,335	8,335	1,773	2,472	45
Canada—										
<i>Via Atlantic Coast</i>	5	..	7	4	..	1,223	6	1,304	712
<i>" Pacific "</i>	37	1,700
South Australia (including Northern Territory)	1	388
Victoria	69	30	48	52	71	14,212	5,328	9,104	8,237	11,632
Tasmania	10	24	522	2,081
New South Wales	24	1	4	5	2	3,911	388	436	788	411
Queensland	43	22	18	4,322	2,566	2,782
<i>Australian Commonwealth (Total)</i>	137	53	70	67	97	23,333	3,282	12,322	9,542	14,334
Other British Possessions	19	10	10	9	13	2,208	834	824	879	1,230
TOTAL BRITISH EMPIRE	2,708	2,817	3,057	2,633	2,558	3,81,561	3,80,209	3,59,277	3,25,943	2,98,933
Denmark	4	16	16	2	..	456	2,783	2,027	232	..
Germany	79	55	49	171	66	12,534	3,317	6,078	25,570	3,381
Netherlands	5,220	5,639	6,267	6,794	7,923	7,08,584	6,78,142	7,24,545	7,62,054	7,54,268
Belgium	3	29	40	15	196	1,066	4,002	6,217	1,660	17,089
France	32	55	28	92	162	5,477	8,964	5,607	10,773	22,931
Switzerland	8	22	63	99	181	2,570	4,359	0,368	15,114	29,195
Italy	4	23	32	50	112	1,583	4,376	5,394	5,236	9,095
Austria	23	11	2	5	9	3,190	1,142	188	504	880
United States of America—										
<i>Via Atlantic Coast</i>	303	350	160	138	325	50,546	57,082	26,008	20,227	41,449
<i>" Pacific "</i>	4	3	8	10	18	1,195	495	1,736	908	1,820
Other Foreign Countries	14	2	2	4	8	1,151	384	145	616	1,450
TOTAL FOREIGN COUNTRIES	5,699	6,205	6,657	7,380	8,700	7,88,352	7,70,046	7,87,313	8,48,144	8,87,068
<i>Share of Bengal</i>	2,163	2,659	2,349	2,702	3,131	3,04,376	3,39,339	2,73,359	3,25,164	3,42,593
<i>" Bombay</i>	3,377	3,361	2,941	3,034	3,774	4,62,645	4,43,914	3,60,459	3,74,372	3,93,739
<i>" Sind</i>	1,436	1,407	2,796	2,243	2,354	2,02,912	1,07,305	3,07,926	2,47,047	2,26,317
<i>" Madras</i>	642	930	867	979	994	92,177	1,13,304	1,04,541	1,14,326	1,06,701
<i>" Burma</i>	740	665	761	1,005	1,005	1,07,324	86,343	95,305	1,07,879	1,04,533
TOTAL	8,407	9,022	9,714	10,013	11,258	11,69,933	11,50,255	11,46,590	11,69,037	11,81,041
Cocoa and Chocolate (L. E.)—	<i>Cwts.</i>	<i>Cwts.</i>	<i>Cwts.</i>	<i>Cwts.</i>	<i>Cwts.</i>					
United Kingdom	2,461	1,830	2,203	2,107	2,695	4,57,759	2,53,663	2,31,083	1,99,991	2,57,232
Mesopotamia	23	3	3,493	419	..
Ceylon	89	88	38	23	9	12,837	10,136	2,523	1,833	813
Straits Settlements (including Labuan)	39	..	3	21	..	8,486	146	659	1,423	313
Kenya Colony	11	1,566	26
Victoria	106	73	44
New South Wales	40	1,740
<i>Australian Commonwealth (Total)</i>	40	1,846	73	44
Other British Possessions	13	..	10	25	2	721	18
TOTAL BRITISH EMPIRE	2,640	1,927	2,262	2,167	2,704	4,82,504	2,64,045	2,37,759	2,04,392	2,58,471

No. 13—continued

ARTICLES AND COUNTRIES OF CONSIGNMENT; ALSO SHARE OF EACH PROVINCE	QUANTITY					VALUE				
	1922-23	1923-24	1924-25	1925-26	1926-27	1922-23	1923-24	1924-25	1925-26	1926-27
Provisions and Oilman's stores—continued						R	R	R	R	R
<i>Cocoa and Chocolate (I. E.) continued</i>	Cwts.	Cwts.	Cwts.	Cwts.	Cwts.					
Germany	173	7	23	174	128	230,770	1,251	3,940	3,231	17,1753
Netherlands	482	541	773	877	876	91,978	85,204	1,19,469	1,45,371	1,37,304
Belgium	691	214	56	33	21	1,32,223	39,484	3,588	2,079	1,638
France	260	236	18	53	32	49,512	47,042	2,555	4,382	2,715
Switzerland	512	257	484	1,015	1,146	74,149	22,377	49,390	83,908	93,179
Italy	61	59	37	31	16	10,339	10,741	4,295	2,862	2,536
Japan	8	..	83	1,316	10
United States of America—										
<i>Via Atlantic Coast</i>	48	14	7	36	3	5,121	1,948	778	4,450	535
" Pacific "	2	1	3	261	147	..	17	352
Other Foreign Countries	4	6	..	7	55	1,113	324	108	433
TOTAL FOREIGN COUNTRIES	2,229	1,333	1,404	2,127	2,232	4,00,451	2,00,897	1,85,324	2,48,625	2,45,323
<i>Share of Bengal</i>	1,600	930	980	1,398	1,446	2,05,482	83,508	87,320	1,09,123	1,09,867
" <i>Bombay</i>	1,486	1,119	1,068	978	896	2,07,699	1,92,450	1,24,461	1,03,431	1,03,557
" <i>Sind</i>	123	259	599	579	347	21,433	30,161	61,972	44,912	64,364
" <i>Madras</i>	683	403	456	610	726	1,22,922	68,394	72,978	37,847	1,00,773
" <i>Burma</i>	972	549	584	729	1,021	2,19,272	93,439	80,692	1,97,864	1,86,338
TOTAL	4,809	3,260	3,666	4,294	4,936	8,82,955	4,73,942	4,28,588	4,53,017	5,04,298
Farinaceous and patent foods—										
Farinaceous foods in bulk (I.E.) (a)—		Cwts.	Cwts.	Cwts.	Cwts.					
United Kingdom	—	299	112	10,253	592	—	7,247	4,450	1,55,474	55,690
Ceylon	—	67	490	501	1,378	—	1,016	6,629	7,458	25,072
Straits Settlements (including Labuan)	—	225,955	255,668	2,50,911	340,159	—	34,92,356	42,04,251	37,50,075	48,15,331
Federated Malay States	—	..	160	68	423	—	..	3,195	954	3,790
Hongkong	—	8,576	14,345	19,290	13,654	—	2,98,327	4,89,923	6,31,151	4,04,598
Zanzibar and Pemba	—	..	158	3	666	—	..	2,700	14	6,500
Victoria	—	..	10	..	539	—	..	758	..	7,940
New South Wales	—	5	—	261
<i>Australian Commonwealth (Total)</i>	—	..	10	..	544	—	..	788	..	7,801
Other British Possessions	—	5	..	—	106	..
TOTAL BRITISH EMPIRE	—	234,897	270,943	281,031	357,916	—	37,99,046	47,05,936	45,55,832	48,19,088
Netherlands	—	777	—	10,256
Java	—	13,747	11,732	22,691	16,074	—	2,12,368	1,47,667	2,38,898	1,69,458
China (exclusive of Hong- kong and Macao)	—	1,044	1,273	3,208	2,687	—	22,258	24,466	99,959	6,422
Japan	—	172	331	680	1,747	—	2,585	5,770	8,397	21,641
United States of America—										
<i>Via Atlantic Coast</i>	—	73	468	137	21	—	3,101	11,006	4,940	1,130
" Pacific "	—	5	—	227
Other Foreign Countries	—	4	2	3	24	—	95	310	143	568
TOTAL FOREIGN COUNTRIES	—	15,040	13,506	27,319	21,335	—	2,51,002	1,99,219	3,52,322	2,69,708
<i>Share of Bengal</i>	—	135,256	159,825	163,710	1,44,864	—	18,02,899	22,77,730	22,24,897	18,26,111
" <i>Bombay</i>	—	29,003	38,792	38,515	162,975	—	5,93,462	6,32,809	4,59,857	16,41,537
" <i>Sind</i>	—	1,110	462	951	527	—	13,002	7,426	15,047	3,329
" <i>Madras</i>	—	41,257	17,259	44,923	48,698	—	6,48,761	7,72,155	6,03,821	6,23,213
" <i>Burma</i>	—	42,512	47,731	60,251	42,367	—	10,71,924	11,16,026	14,13,713	9,28,706
TOTAL	—	249,937	281,746	305,370	379,251	—	40,50,048	49,05,155	49,08,164	59,88,796

(a) Separately recorded from 1923-24.

GENERAL IMPORTS

ARTICLES, AND COUNTRIES OF CONSIGNMENT; ALSO SHARE OF EACH PROVINCE	QUANTITY					VALUE				
	1922-23	1923-24	1924-25	1925-26	1926-27	1922-23	1923-24	1924-25	1925-26	1926-27
Provisions and Oilman's stores—continued							R	R	R	R
<i>Farinaceous and patent foods—continued</i>										
Milk foods for infants and invalids (wholly or mainly milk) (I. E) (a)—		Owts.	Owts.	Owts.	Owts.					
United Kingdom	—	12,247	12,924	9,383	12,078	—	23,04,406	24,70,593	21,11,230	26,30,637
Ceylon	—	72	9	25	81	—	14,886	1,746	5,235	17,436
Straits Settlements (including Labuan)	—	135	122	22	26	—	32,162	8,537	4,834	5,499
Western Australia	—	2	..	—	135	..
South Australia (including Northern Territory)	—	..	1	—	..	156
Victoria	—	97	157	254	458	—	20,986	35,263	57,328	99,606
New South Wales	—	65	14	1	..	—	14,022	3,554	261	..
Queensland	—	6	—	1,509
Australian Commonwealth (Total)	—	163	172	257	458	—	36,517	38,973	57,724	99,606
Other British Possessions	—	6	1	—	116	107
TOTAL BRITISH EMPIRE	—	12,623	13,228	9,687	12,645	—	23,88,087	25,19,956	21,79,073	27,54,180
Norway	—	1	..	1	85	—	254	..	55	4,832
Denmark	—	306	—	7,945
Germany	—	8	7	2	95	—	6,046	6,107	1,155	37,413
Netherlands	—	53	69	9	81	—	4,065	5,674	782	5,178
France	—	..	14	40	12	—	89	2,291	11,272	1,865
Switzerland	—	87	151	105	146	—	13,963	21,463	14,521	22,259
Italy	—	38	3	2	..	—	5,821	565	164	..
United States of America—Vid Atlantic Coast	—	310	418	230	315	—	51,575	55,290	45,296	48,244
„ Pacific „	—	44	5	..	1	—	2,178	1,200	..	55
Other Foreign Countries	—	4	..	7	7	—	566	..	439	968
TOTAL FOREIGN COUNTRIES	—	545	667	406	1,048	—	84,551	92,590	73,684	1,26,757
Share of Bengal	—	6,823	8,056	3,999	5,897	—	11,00,730	12,98,661	8,43,397	12,16,330
„ Bombay	—	1,410	662	623	475	—	3,32,121	94,236	1,65,016	1,13,205
„ Sind	—	452	540	580	712	—	76,618	1,01,610	1,18,131	1,35,243
„ Madras	—	2,644	2,444	2,557	3,210	—	5,79,737	5,74,969	6,82,623	6,57,994
„ Burma	—	1,845	2,194	2,129	3,599	—	3,83,435	6,43,280	5,13,580	7,59,065
TOTAL	—	13,173	13,895	10,038	13,693	—	24,72,638	26,12,546	22,52,757	28,80,937
Other sorts (I. E)—		Owts.	Owts.	Owts.	Owts.					
United Kingdom	—	13,925	17,217	19,119	21,263	—	9,98,392	11,31,882	11,43,483	12,66,815
Straits Settlements (including Labuan)	—	1,042	3,681	306	17,056	—	19,977	49,306	3,859	1,80,565
Hongkong	—	154	504	2	3,960	—	12,480	16,775	98	1,18,088
Victoria	—	5	34	56	314	—	500	829	2,034	4,548
New South Wales	—	18	7	—	649	577
Australian Commonwealth (Total)	—	23	41	56	314	—	1,149	1,406	2,034	4,548
Other British Possessions	—	3	3	12	2	—	172	187	513	209
TOTAL BRITISH EMPIRE	—	15,147	20,446	19,495	42,595	—	10,32,670	11,99,556	11,49,987	16,88,265
Germany	—	1	26	5	40	—	74	7,057	136	1,614
Netherlands	—	171	122	23	11	—	2,405	1,777	450	376
Belgium	—	175	..	—	7,368	..
France	—	7	..	38	26	—	215	..	1,092	1,209
Italy	—	20	..	36	37	—	477	..	11,168	1,022
Sumatra	—	202	—	1,822
Java	—	1	1	531	244	—	57	13	5,160	2,615
China (exclusive of Hongkong and Macao)	—	73	177	52	1,281	—	1,984	5,313	1,372	32,361
United States of America—Vid Atlantic Coast	—	10,200	14,114	12,813	13,439	—	4,51,426	5,93,020	5,06,596	5,35,392
„ Pacific „	—	77	30	13	21	—	3,965	1,453	816	823
Other Foreign Countries	—	12	26	23	5	—	501	981	897	232
TOTAL FOREIGN COUNTRIES	—	10,622	14,496	13,759	15,306	—	4,61,104	6,09,614	5,35,649	5,77,666
Share of Bengal	—	3,760	13,137	16,492	17,588	—	4,31,348	7,33,092	3,09,121	8,63,917
„ Bombay	—	4,783	6,410	6,733	7,160	—	2,93,115	2,51,564	2,12,600	2,31,593
„ Sind	—	5,238	7,531	6,001	6,949	—	2,75,397	3,53,660	2,36,609	3,29,064
„ Madras	—	4,637	4,332	4,497	5,597	—	3,32,300	3,05,774	3,15,033	3,98,671
„ Burma	—	2,302	4,432	1,476	20,622	—	1,08,704	1,65,164	70,613	3,43,526
TOTAL	—	25,769	34,942	33,254	57,901	—	14,93,774	18,09,170	16,85,636	21,65,871

(a) Separately recorded from 1923-24.

No. 13—continued

ARTICLES, AND COUNTRIES OF CONSIGNMENT; ALSO SHARE OF EACH PROVINCE	QUANTITY					VALUE				
	1922-23	1923-24	1924-25	1925-26	1926-27	1922-23	1923-24	1924-25	1925-26	1926-27
	Owts.	Gwts.	Owts.	Gwts.	Owts.	R	R	R	R	R
Provisions and Oilman's stores—continued										
Farinaceous and Patent foods—concluded										
Total Farinaceous and Patent foods—										
United Kingdom	22,528	26,471	30,253	33,755	33,933	26,09,325	33,10,945	36,06,925	34,20,137	39,73,142
Aden and Dependencies	181	..	3	1	..	2,500	..	160	100	..
Ceylon Straits Settlements (including Labuan)	536	140	500	535	1,959	10,859	15,053	8,506	12,852	42,544
Federated Malay States	232,639	227,132	258,471	251,239	357,243	34,42,186	35,44,495	42,92,004	37,59,398	45,02,395
Hongkong	160	70	423	3,195	1,258	3,796
Zanzibar and Pemba	7,793	8,736	14,849	19,292	17,614	2,86,043	2,10,923	5,00,698	6,31,240	5,20,660
Western Australia (including Northern Territory)	158	3	686	2,700	14	6,500
South Australia (including Northern Territory)	2	135	..
Victoria	20	..	1	5,148	..	156
New South Wales	216	102	201	310	1,311	27,661	21,486	36,830	59,362	1,11,490
Queensland	34	83	21	1	5	7,311	14,671	4,121	261	261
Australian Commonwealth (Total)	6	1,509
Other British Possessions	270	191	233	313	1,316	40,116	37,666	42,167	59,738	1,11,757
TOTAL BRITISH EMPIRE	7	2	..	5	2	445	87	3	106	178
Sweden	263,954	262,672	304,617	310,213	413,156	64,00,545	72,10,304	84,28,448	78,84,892	91,63,478
Norway	100	1,490	..	4
Denmark	1	..	1	85	..	254	..	55	4,822
Germany	306	7,945
Netherlands	15	4	33	7	185	3,273	6,120	13,164	1,290	30,227
Belgium	171	229	101	32	869	5,013	6,470	7,451	1,232	13,810
France	18	4	..	175	4	1,710	565	40	7,363	453
Switzerland	8	7	23	90	62	861	304	2,506	12,605	8,641
Italy	87	153	109	147	..	13,093	21,746	14,859	23,420
Austria	33	58	19	88	37	1,037	6,298	1,165	11,332	1,022
Sumatra	45	3	1,702	20	440
Java	1	302	74	1,222
China (exclusive of Hongkong and Macao)	178	13,748	11,723	23,222	16,318	2,262	2,12,920	1,47,680	2,44,058	1,72,073
Japan	1,944	1,117	1,450	2,360	3,968	64,756	34,342	39,779	1,02,331	99,783
United States of America—Vid Atlantic Coast	22	180	332	637	1,747	827	2,822	5,700	8,896	21,715
„ Pacific „	10,940	10,643	15,000	13,180	13,775	5,10,413	5,04,102	6,59,316	5,56,832	5,82,772
Other Foreign Countries	53	121	25	13	27	5,548	6,138	2,653	816	1,705
TOTAL FOREIGN COUNTRIES	7	8	1	20	4	122	338	23	561	63
Share of Bengal	141,000	150,933	171,717	184,271	167,944	27,32,163	23,26,977	44,09,233	39,78,314	39,05,453
„ Bombay	32,929	35,194	46,864	44,131	150,820	9,63,566	11,33,693	9,78,605	3,48,471	19,28,435
„ Sind	5,933	6,350	8,523	7,532	3,133	3,55,821	3,72,924	4,82,803	6,19,721	4,72,330
„ Madras	47,949	49,128	64,076	51,977	67,596	11,21,970	15,69,792	16,22,393	19,01,237	16,79,573
„ Burma	60,528	46,759	54,406	63,866	66,533	17,76,723	15,04,083	18,23,479	19,27,947	30,31,297
TOTAL	277,489	238,870	333,536	1,697	450,845	89,99,095	20,16,460	93,26,871	88,45,957	1,01,85,004
Gulf (K. E.)—										
United Kingdom	150	94	24	48	121	7,731	5,346	1,363	2,070	1,244
Aden and Dependencies	129	496	102	402	67	6,184	34,477	6,647	20,213	6,313
Mesopotamia	342	252	92	39	1,300	47,967	9,066	7,044	2,003	33,367
Bahrain Islands	1	9	..	169	369	50	534	..	14,021	29,780
Ceylon	11	31	15	8	21	696	2,246	343	815	1,778
Straits Settlements (including Labuan)	29	18	41	6	21	2,297	909	2,800	352	1,051
Zanzibar and Pemba	273	..	16	..	7	12,770	..	1,300	..	400
Kenya Colony	113	147	11	3	..	7,069	7,762	800	145	15
Tanganyika Territory	46	8	1	2,250	430	60	..
Other British Possessions	2	16	..	8	4	137	942	..	510	271
TOTAL BRITISH EMPIRE	1,650	1,109	309	704	1,719	34,921	63,622	21,217	48,700	1,22,209
Netherlands	14	..	638	1,523	..	774	..	42,202	94,029	..
Belgium	236	19,232
Austria	21	2,100
Mascat Territory and Trucial Oman	12	235	332	108	629	837	15,408	26,196	7,930	64,399
Other Native States in Arabia	21	..	24	..	336	1,177	..	1,518	45	24,483
Persia	21	184	167	10	1,114	1,423	15,151	24,073	665	79,140
Java	3	15	..	5	..	195	1,036
Egypt	25	1,500
Italian East Africa (Somali and Eritrea)	20	..	7	1,423	..	687
Other Foreign Countries	8	12	5	329	1,300	..	2	459
TOTAL FOREIGN COUNTRIES	75	481	1,534	1,649	2,155	4,600	31,334	1,04,824	1,02,516	1,63,806

† Shown as a Foreign Country from 1923-24.

GENERAL IMPORTS

(410 .)

No. 13—continued.

ARTICLES, AND COUNTRIES OF CONSIGNMENT; ALSO SHARE OF EACH PROVINCE	QUANTITY					VALUE				
	1922-23	1923-24	1924-25	1925-26	1926-27	1922-23	1923-24	1924-25	1925-26	1926-27
Provisions and Oilman's stores—continued						R	R	R	R	R
<i>Ghi (L. E.)—continued</i>	Cwts.	Cwts.	Cwts.	Cwts.	Cwts.					
Share of Bengal	16	70	17	12	36	843	5,971	1,386	731	2,510
" Bombay	940	543	1,140	2,030	567	43,942	42,232	73,769	1,26,602	36,483
" Sind	615	589	658	300	3,240	40,774	44,478	48,819	23,261	2,45,406
" Madras	17	29	23	7	31	1,504	2,296	1,771	539	1,611
" Burma	38	9	5	4	..	2,458	509	366	483	..
TOTAL	1,626	1,540	1,843	2,353	3,874	89,531	95,486	1,26,111	1,51,616	2,86,015
<i>Isinglass (L. E.)—</i>	Cwts.	Cwts.	Cwts.	Cwts.	Cwts.					
United Kingdom	27	30	52	37	12	14,654	15,517	22,807	12,164	4,485
Straits Settlements (including Labuan)	55	7	14	15	22	15,835	2,381	3,872	3,566	6,232
Hongkong	71	26	41	13	18	14,439	6,036	3,478	2,726	3,548
Other British Possessions	26	1,351
TOTAL BRITISH EMPIRE	154	63	107	65	78	44,918	23,934	34,857	18,456	15,616
Peru	49	1	2	2,955
China (exclusive of Hongkong and Macao)	2	3	5	9	12	853	1,440	2,304	2,568	3,265
Japan	343	304	539	548	616	83,979	82,870	1,38,576	1,36,265	1,38,764
Other Foreign Countries	6	4	..	5	22	400	240
TOTAL FOREIGN COUNTRIES	344	307	544	563	681	84,833	84,317	1,40,902	1,42,233	1,45,224
Share of Bengal	8	1	3	2	10	2,747	219	650	398	3,025
" Bombay	182	238	299	284	386	64,379	73,776	87,121	78,090	79,203
" Sind	13	11	33	16	6	445	6,068	19,539	6,015	1,424
" Madras	12	10	12	13	21	5,624	5,249	5,453	7,550	6,335
" Burma	278	110	299	329	336	56,556	22,939	62,998	68,636	70,853
TOTAL	498	370	651	628	759	1,29,751	1,08,251	1,75,759	1,60,689	1,60,840
<i>Jams and Jellies (L. E.)—</i>	Cwts.	Cwts.	Cwts.	Cwts.	Cwts.					
United Kingdom	5,919	6,884	9,431	7,559	8,469	4,40,287	4,49,467	5,56,123	4,83,556	4,62,230
Ceylon	1	29	42	30	34	226	1,695	2,413	1,848	1,772
Straits Settlements (including Labuan)	28	71	13	..	3	453	3,021	691	126	592
Hongkong	3	5	22	17	..	292	332	1,131	1,220	..
Cape of Good Hope	13	7	77	633	304	3,179
Natal	7	28	20	10	..	789	1,922	967	419	46
Kenya Colony	75	2	1,650	150
South Australia (including Northern Territory)	509	16	4	35,355	895	803	..	34
Victoria	1,306	2,303	2,405	2,649	3,204	79,723	1,22,565	1,22,566	1,27,845	1,58,621
Tasmania	1,052	3,759	3,929	3,853	2,326	58,006	1,79,842	2,06,788	1,87,479	1,21,908
New South Wales	1,384	648	720	430	236	71,670	34,293	37,258	20,379	11,230
Queensland	87	4,150
Australian Commonwealth (Total)	4,188	6,726	7,053	6,937	5,766	2,38,904	2,37,595	2,67,417	2,35,703	2,86,793
Other British Possessions	1	..	1	6	..	68	..	117	300	31
TOTAL BRITISH EMPIRE	10,222	13,743	16,602	14,576	14,351	6,82,668	7,94,032	9,29,492	7,73,976	7,54,793
Germany	3	..	1	..	46	305	..	75	..	1,591
Netherlands	5	10	15	108	103	422	702	969	2,846	4,371
France	1	3	13	3	18	85	280	1,104	615	1,255
Italy	1	12	5	4	2	147	1,170	236	258
Austria	16	32	151	20	..	931	1,739	7,778
Turkey, Asiatic	18	1,004
United States of America—Via Atlantic Coast	229	51	18	24	14	16,002	5,419	1,571	1,909	1,555
" Pacific	281	445	147	112	43	20,064	16,214	8,717	6,876	2,374
Other Foreign Countries	8	22	16	11	26	608	1,206	1,185	799	692
TOTAL FOREIGN COUNTRIES	527	532	256	300	405	37,898	23,863	16,726	15,020	19,874

No. 13—continued

ARTICLES, AND COUNTRIES OF CONSIGNMENT; ALSO SHARE OF EACH PROVINCE	QUANTITY					VALUE				
	1922-23	1923-24	1924-25	1925-26	1926-27	1922-23	1923-24	1924-25	1925-26	1926-27
Provisions and Oilman's stores—continued						₹	₹	₹	₹	₹
<i>Jams and Jellies (L. E)— continued</i>	Cwts.	Cwts.	Cwts.	Cwts.	Cwts.					
Share of Bengal	3,716	4,261	4,436	3,793	3,738	2,42,206	2,21,436	2,42,470	1,39,409	1,93,209
“ Bombay	3,387	5,323	6,067	4,350	4,385	2,21,912	2,93,677	3,31,622	2,22,603	2,23,154
“ Sind	1,546	1,763	2,762	2,499	2,922	1,16,220	1,16,655	1,49,422	1,42,587	1,59,945
“ Madras	1,087	1,584	1,737	2,139	1,866	74,553	96,707	98,517	1,10,536	97,313
“ Burma	1,033	1,344	1,316	2,194	1,735	70,965	56,505	1,14,737	1,93,511	1,00,541
TOTAL	10,749	14,275	16,858	14,875	14,756	7,20,476	8,18,000	9,46,218	7,82,096	7,74,607
Lard (L. E)—	Cwts.	Cwts.	Cwts.	Cwts.	Cwts.					
United Kingdom	79	135	191	495	194	7,740	12,245	17,635	37,379	17,035
Straits Settlements (includ- ing Labuan)	17	9	29	10	102	787	280	1,215	799	4,557
Hongkong	702	744	851	1,121	1,273	27,641	29,972	34,442	45,563	55,062
Victoria	8	1	5	936	65	1,224
New South Wales	9	5	..	6	..	908	418	..	731
Queensland	16	22	14	6	..	2,172	2,616	1,512	600
Australian Commonwealth (Total)	8	25	27	15	17	836	3,080	3,039	1,677	2,018
Other British Possessions	4	1	266	84	56	70	..
TOTAL BRITISH EMPIRE	810	914	1,098	1,641	1,586	37,870	45,661	56,877	85,227	80,169
United States of America— by Via Atlantic Coast	18	50	33	32	129	1,161	4,100	2,919	2,493	6,491
“ Pacific	18	1,277
Other Foreign Countries	8	1	..	2	1	165	142	8	140	74
TOTAL FOREIGN COUNTRIES	39	51	33	34	130	2,603	4,242	2,927	2,642	6,565
Share of Bengal	66	92	55	79	65	5,127	7,041	4,871	6,352	5,534
“ Bombay	2	..	1	1	5	162	2	200	104	340
“ Sind	11	19	64	59	125	1,150	1,778	5,135	4,645	5,218
“ Madras	3	..	6	4	6	315	..	540	454	634
“ Burma	767	853	1,006	1,532	1,605	33,179	40,122	48,753	76,316	72,050
TOTAL	849	965	1,181	1,675	1,716	39,998	49,993	59,299	87,869	85,734
Milk, condensed and preserved, including milk cream (L. E)—	Cwts.	Cwts.	Cwts.	Cwts.	Cwts.					
United Kingdom	12,652	6,415	14,143	20,165	49,650	12,03,042	4,97,838	10,24,333	19,17,647	27,85,946
Gibraltar	202	10,424
Mesopotamia	1	32	169	..	1	104	2,065	12,418	25	65
Ceylon	99	94	61	4	14	8,383	7,102	3,223	378	1,058
Straits Settlements (includ- ing Labuan)	5,360	2,331	2,419	341	467	4,05,637	1,56,893	1,54,899	20,669	27,823
Zanzibar and Pemba	1	11	31	64	673	2,520
South Australia (including Northern Territory)	750	..	1,001	70,875	..	67,119
Victoria	10,992	6,666	14,431	19,613	4,829	3,39,789	4,90,277	9,61,775	12,18,179	3,42,756
Tasmania	869	..	257	58,251	29	17,217	..
New South Wales	152	480	108	1,238	..	10,536	37,974	9,371	78,804	..
Queensland	1,894	610	507	319	..	1,60,452	47,362	25,231	22,785	..
Australian Commonwealth (Total)	13,788	3,525	16,047	21,627	4,829	10,31,662	6,33,564	10,73,626	13,26,985	3,42,756
New Zealand (including Nauru and British Samoa)	35	..	221	2,936	..	8,756
Other British Possessions	7	11	12	1	10	641	1,046	784	80	496
TOTAL BRITISH EMPIRE	32,148	17,508	33,072	51,949	55,022	47,12,783	12,28,508	22,77,938	32,76,472	31,61,164

GENERAL IMPORTS

No. 13—continued

ARTICLES, AND COUNTRIES OF CONSIGNMENT; ALSO SHARE OF EACH PROVINCE	QUANTITY					VALUE				
	1922-23	1923-24	1924-25	1925-26	1926-27	1922-23	1923-24	1924-25	1925-26	1926-27
Provisions and Oilman's stores—continued						R	R	R	R	R
<i>Milk, condensed and preserved, including milk cream (L. E.)—continued</i>	Cwts.	Cwts.	Cwts.	Cwts.	Cwts.					
Finland	291	11,251
Sweden	10	109	54	109	..	641	7,628	4,363	3,739	..
Norway	6,270	14,759	11,580	3,022	5,902	3,98,938	10,46,764	7,95,272	2,03,400	3,56,305
Denmark	83	149	1,780	5,302	3,895	4,378	3,382	72,714	1,63,970	2,56,305
Germany	166	57	323	78	194	9,773	2,328	10,731	2,475	8,927
Netherlands	13,108	25,704	38,638	6,71	91,322	6,59,017	14,35,446	16,89,997	22,17,315	27,71,737
Belgium	24	2,732	964	3	52	2,183	2,03,726	50,549	218	2,240
France	101	1,012	117	218	601	5,374	63,627	6,044	10,410	44,649
Switzerland	2,149	2,378	6,600	1,566	14,503	1,15,402	1,46,584	4,45,505	87,558	7,13,836
Italy	938	968	3,853	4,456	4,216	41,557	54,075	1,88,252	1,88,006	1,61,234
Java	9	17	1	2	..	615	1,173	26	132
China (exclusive of Hongkong and Macao)	26	6	..	19	..	2,940	697	..	1,043
Japan	1	11	41	5	20	234	732	2,461	174
United States of America—										
Via Atlantic Coast	5,206	4,760	1,319	183	877	4,06,255	3,51,393	92,459	14,937	42,214
" Pacific "	844	719	782	678	941	55,385	42,746	47,015	34,227	43,236
Other Foreign Countries	7	12	2	3	3	610	322	164	478	182
TOTAL FOREIGN COUNTRIES	28,906	53,395	66,107	83,939	127,823	16,09,533	33,72,300	34,05,667	29,27,315	44,14,021
<i>Share of Bengal</i>	<i>12,931</i>	<i>15,703</i>	<i>17,698</i>	<i>23,488</i>	<i>28,624</i>	<i>9,31,077</i>	<i>9,87,650</i>	<i>10,32,178</i>	<i>11,14,306</i>	<i>12,21,632</i>
" Bombay	4,598	4,565	5,074	4,401	6,320	3,99,465	3,62,317	4,38,252	2,96,987	4,20,341
" Sind	1,251	1,306	5,387	5,607	7,623	90,669	1,15,111	3,70,352	3,16,394	3,62,676
" Madras	5,179	6,440	5,937	4,845	3,319	5,44,543	5,24,744	4,44,094	3,34,270	5,43,747
" Burma	87,095	42,389	65,086	97,847	131,559	24,46,572	26,80,936	33,98,729	41,44,330	50,31,740
TOTAL	61,054	70,903	99,179	136,868	182,845	44,12,316	46,70,808	56,83,605	62,03,787	75,75,185
<i>Pickles, Chutnies, Sauces, and Condiments (L. E.)—</i>	<i>Cwts.</i>	<i>Cwts.</i>	<i>Cwts.</i>	<i>Cwts.</i>	<i>Cwts.</i>					
United Kingdom	3,610	3,927	5,402	5,512	3,973	4,45,534	4,57,230	5,04,534	4,43,449	3,80,298
Ceylon	288	213	118	100	274	3,503	2,365	1,914	1,146	2,586
Straits Settlements (including Labuan)	367	360	452	252	408	15,808	17,048	17,767	9,900	16,010
Hongkong	298	248	181	247	196	11,212	12,481	9,975	14,191	9,173
South Australia (including Northern Territory)	1	96
Victoria	21	..	2	39	3	1,791	215	104	1,762	344
Tasmania	1	1	43	37	..	33	..
New South Wales	20	48	63	15	..	1,115	3,547	4,836	712	..
Australian Commonwealth (Total)	43	49	65	54	3	3,045	3,799	4,940	2,607	344
Other British Possessions	5	1	2	3	1	593	108	96	141	100
TOTAL BRITISH EMPIRE	4,611	4,798	6,220	6,173	4,855	4,79,695	4,93,631	5,59,226	4,71,334	4,08,511
Norway	23	2,733	..
Germany	71	..	3	..	47	3,986	10	253	..	1,161
Netherlands	1	201	..	200	5	89	3,833	..	3,053
France	3	8	30	1	3	601	1,147	4,133	154	483
Italy	44	12	12	19	3	2,680	603	923	1,198	283
China (exclusive of Hongkong and Macao)	156	205	327	458	565	12,867	20,923	20,621	33,566	37,608
Japan	40	26	32	20	161	1,993	1,013	1,143	965	5,175

No. 18—continued

ARTICLES, AND COUNTRIES OF CONSIGNMENT; ALSO SHARE OF EACH PROVINCE	QUANTITY					VALUE				
	1922-23	1923-24	1924-25	1925-26	1926-27	1923-23	1923-24	1924-25	1925-26	1926-27
Provisions and Oilman's stores—continued						R	R	R	R	R
Pickles, Chutnies, Sauces, and Condiments (L. E)—continued	Cwts.	Cwts.	Cwts.	Cwts.	Cwts.					
United States of America—										
Via Atlantic Coast	212	196	405	447	307	23,763	21,133	30,183	39,032	18,079
" Pacific "	63	34	18	251	29	2,935	2,786	1,180	9,323	2,002
Other Foreign Countries	5	13	1	5	60	264	686	141	209	1,067
TOTAL FOREIGN COUNTRIES	584	555	1,035	1,224	1,376	49,093	46,395	62,500	87,220	69,580
Share of Bengal	1,558	1,407	1,474	1,736	1,606	1,63,539	1,50,539	1,36,393	1,41,831	1,17,083
" Bombay	411	238	483	334	343	62,066	29,338	21,339	22,379	23,714
" Sind	1,216	1,360	2,193	1,653	1,629	1,54,067	1,58,536	2,21,031	1,84,216	1,63,674
" Madras	634	737	714	612	300	46,883	79,942	66,372	86,418	63,014
" Burma	1,378	1,811	2,336	3,023	1,652	1,12,193	1,32,711	1,56,687	1,86,010	1,21,901
TOTAL	5,195	5,353	7,266	7,397	6,130	5,23,733	5,42,026	6,01,726	6,66,664	4,78,391
Vinegar (excluding bottled vinegar) (L. E)—	Gals.	Gals.	Gals.	Gals.	Gals.					
United Kingdom	15,063	12,817	14,913	20,459	14,022	28,201	20,739	25,456	31,974	24,712
Straits Settlements (including Labuan)	1,320	2,110	2,253	2,578	1,960	1,796	2,818	3,351	3,000	2,671
Hongkong	2,809	2,649	1,624	1,202	478	2,568	3,001	1,997	1,614	723
Other British Possessions	55	30	40	48	312	114	80	67	53	633
TOTAL BRITISH EMPIRE	19,252	17,606	18,880	24,315	16,772	33,079	26,728	30,871	37,241	28,739
Belgium	980	1,300
France	1,970	2,978	1,341	2,126	2,975	4,906	4,428	2,847	2,200	3,512
China (exclusive of Hongkong and Macao)	800	1,425	994	415	270	1,125	1,992	1,299	614	337
United States of America—										
Via Atlantic Coast	485	717	254	487	366	700	1,165	694	732	1,074
" Pacific "	22	50	..
Other Foreign Countries	40	29	19	176	331	56	84	118	165	419
TOTAL FOREIGN COUNTRIES	3,365	5,149	3,543	3,226	4,442	6,787	7,689	6,658	3,861	5,342
Share of Bengal	4,333	7,297	4,843	5,711	5,993	3,594	10,361	7,433	7,430	3,314
" Bombay	3,209	3,951	2,776	3,545	3,223	12,935	7,001	6,439	14,333	3,794
" Sind	1,778	1,517	6,491	3,412	3,646	3,711	2,683	10,347	7,064	4,204
" Madras	4,010	2,805	2,266	3,743	2,143	6,671	4,691	3,337	3,339	2,885
" Burma	5,772	7,185	6,203	5,137	5,304	3,655	9,746	9,633	7,393	9,983
TOTAL	22,607	22,756	22,876	27,541	21,214	40,466	34,417	36,629	41,102	34,081
Other sorts of provisions (L. E)—	Cwts.	Cwts.	Cwts.	Cwts.	Cwts.					
United Kingdom	4,084	2,892	3,823	3,984	4,820	3,27,551	2,56,805	2,33,563	2,37,262	2,54,120
Mesopotamia	24	85	30	2	22	1,484	1,270	1,452	93	983
Maldives	97	1	97	4	13	2,291	7	408	83	76
Ceylon	961	620	654	690	1,153	40,732	33,318	34,033	33,525	46,747
Straits Settlements (including Labuan)	1,851	2,465	2,058	3,097	2,716	91,670	1,29,940	1,08,355	1,26,833	95,332
Hongkong	4,306	3,429	7,023	3,636	11,314	1,51,838	1,23,220	2,17,797	2,56,576	3,74,579
Egypt†	23	2,970
British West India Islands	12	19	240	1,442
Western Australia	26
South Australia (including Northern Territory)	2	654	40

† Shown as a Foreign Country from 1922-24.

GENERAL IMPORTS

(414)

No. 13—continued

ARTICLES, AND COUNTRIES OF CONSIGNMENT; ALSO SHARE OF EACH PROVINCE	QUANTITY					VALUE				
	1922-23	1923-24	1924-25	1925-26	1926-27	1922-23	1923-24	1924-25	1925-26	1926-27
	Cwts.	Cwts.	Cwts.	Cwts.	Cwts.	£	£	£	£	£
Provisions and Oilman's stores—										
<i>Othersorts of provisions (I. E)</i>										
—continued										
Victoria	59	38	769	75	278	6,045	3,839	33,543	3,205	10,91
Tasmania	7	..	1	..	13	371	..	173	..	51
New South Wales	2	54	30	7	12	238	4,564	3,336	298	61
Queensland	4	74
Australian Commonwealth (Total)	69	92	790	82	307	7,334	8,443	37,052	3,598	12,81
Other British Possessions	3	2	34	8	19	227	143	463	941	1,21
TOTAL BRITISH EMPIRE	11,418	9,526	14,432	10,445	20,893	6,26,147	5,53,446	6,83,118	6,80,951	8,87,27
Norway	7	21	23	..	30	475	1,413	1,756	..
Germany	138	108	645	158	186	1,840	2,015	6,261	9,298	46,30
Netherlands	165	260	11,586	622	2,427	6,684	6,627	7,25,590	23,155	49,321
Belgium	1	132	349	147	11	53	4,403	17,668	7,476	241
France	88	218	103	124	589	10,731	26,138	14,399	5,379	27,711
Spain	10	2	28	6	9	1,133	392	1,673	686	370
Portugal	646	20,088	..
Switzerland	21	220	..	1,513	150
Italy	190	647	102	195	273	8,564	30,424	6,805	9,561	12,274
Muskat Territory and Trucial Oman	23	45	12	8	50	378	567	414	196	1,241
Java	2	..	50	27	41	23	..	1,039	1,121	1,093
China (exclusive of Hongkong and Macao)	883	768	2,034	2,528	2,432	19,621	28,642	63,067	99,782	1,04,777
Japan	835	582	543	984	593	50,260	32,446	29,861	45,634	36,633
Egypt*	27	3	35	1,777	348	1,425	6
United States of America— Via Atlantic Coast	2,147	1,889	808	5,619	12,309	73,735	72,773	43,321	98,453	2,02,254
.. Pacific	141	108	128	305	127	12,822	11,030	6,702	14,731	6,386
Dutch West Indies	39	1,136
Other Foreign Countries	20	53	17	38	43	1,807	1,555	526	1,164	1,925
TOTAL FOREIGN COUNTRIES	4,682	4,846	16,374	11,491	19,089	1,88,822	2,19,484	9,18,097	8,50,981	4,90,604
<i>Share of Bengal.</i>	<i>2,517</i>	<i>2,373</i>	<i>3,018</i>	<i>2,906</i>	<i>6,176</i>	<i>1,30,843</i>	<i>1,66,057</i>	<i>1,86,261</i>	<i>1,73,243</i>	<i>2,66,143</i>
.. Bombay	2,115	1,237	1,969	3,377	3,913	1,75,483	78,960	1,19,843	1,47,139	1,46,305
.. Sind	1,410	1,281	12,093	1,012	1,026	66,443	70,836	7,42,923	66,940	71,947
.. Madras	3,866	2,848	3,369	6,852	12,261	1,81,161	1,66,098	1,99,614	2,01,992	2,86,670
.. Burma	6,192	6,083	10,407	13,790	16,601	2,81,080	3,09,979	3,52,674	4,62,598	6,87,014
TOTAL	16,100	14,372	30,856	27,936	39,982	8,14,969	7,72,930	16,01,205	10,31,932	13,77,978
Total value of Provisions and Oilman's stores—										
United Kingdom	1,84,19,152	1,29,91,758	1,54,17,211	1,71,40,523	2,03,21,037
Gibraltar	10,424	..	56	237	5
Adon and Dependencies	9,029	35,739	12,334	29,113	6,143
Mesopotamia	57,707	17,618	38,992	7,861	60,342
Bahrain Islands	3,094	3,156	155	14,914	31,100
Maldives	3,291	7	408	85	76
Ceylon	1,20,998	99,551	76,529	91,069	1,36,948
Straits Settlements (including Labuan)	42,49,902	41,02,575	51,01,048	45,64,448	54,80,018
Federated Malay States	407	39	3,451	1,420	4,876
Hongkong	7,65,182	6,93,128	9,76,583	11,09,088	11,69,365
Egypt*	9,296
Cape of Good Hope	54	235	633	450	5,736
Natal	26,237	29,834	17,156	6,331	9,995
Zanzibar and Pemba	12,885	2,143	6,337	2,136	11,167
Kenya Colony	12,421	17,584	9,368	10,543	7,983
Tanganyika Territory	2,702	547	158	154
Mauritius and Dependencies	1,331	200	1,726	334	1,313
Protectorate of South West Africa	1,211
Canada— Via Atlantic Coast	4,969	2,914	7,200	3,972	15,819
.. Pacific	5,600	9,338	11,676	4,693	19,245
British West India Islands	9,523	1,929
British Guiana	1,674	..
Western Australia	26	3	1,295	135	..
South Australia (including Northern Territory)	1,23,451	2,003	89,719	1,859	222

* Shown as a Foreign Country from 192-4

No. 13—continued

ARTICLES, AND COUNTRIES OF CONSIGNMENT; ALSO SHARE OF EACH PROVINCE	QUANTITY					VALUE				
	1922-23	1923-24	1924-25	1925-26	1926-27	1922-23	1923-24	1924-25	1925-26	1926-1927
Provisions and Oilman's stores—concluded						R	R	R	R	R
<i>Total value of Provisions and Oilman's stores—continued</i>										
Victoria	—	—	—	—	—	12,78,856	9,05,730	13,62,807	17,04,643	16,73,170
Tasmania	—	—	—	—	—	67,929	2,43,334	2,17,790	2,52,224	1,80,133
New South Wales	—	—	—	—	—	1,23,816	1,45,738	1,67,802	1,32,604	62,221
Queensland	—	—	—	—	—	2,00,238	77,307	60,231	33,235	4,353
<i>Australian Commonwealth (Total)</i>	—	—	—	—	—	17,99,316	13,74,809	18,99,694	21,34,699	13,30,005
New Zealand (including Niuru and British Samoa)	—	—	—	—	—	2,836	..	13,602	530	46
Fiji Islands	—	—	—	—	—	1,688
Other British Possessions	—	—	—	—	—	..	137	715	57	265
TOTAL BRITISH EMPIRE	—	—	—	—	—	2,05,15,969	1,93,83,568	2,36,96,629	2,51,92,907	2,36,32,663
Finland	—	—	—	—	—	170	11,251
Sweden	—	—	—	—	—	7,796	8,021	5,448	8,535	72,084
Norway	—	—	—	—	—	4,31,001	10,67,535	8,47,400	2,86,255	4,03,333
Denmark	—	—	—	—	—	85,534	63,376	1,75,526	2,60,746	4,14,988
Germany	—	—	—	—	—	1,41,914	91,334	1,42,441	2,87,559	4,92,928
Netherlands	—	—	—	—	—	15,76,452	26,72,329	32,00,750	1,10,41,331	1,04,74,550
Belgium	—	—	—	—	—	1,73,305	4,10,052	41,97,450	27,06,868	10,56,413
France	—	—	—	—	—	2,47,747	4,05,446	2,15,027	3,45,433	4,30,978
Spain	—	—	—	—	—	4,835	7,291	5,178	4,929	5,000
Portugal	—	—	—	—	—	2,30,443	5,69,432	5,13,908	5,65,091	4,10,167
Switzerland	—	—	—	—	—	1,07,615	1,95,468	5,33,901	2,21,518	3,89,932
Italy	—	—	—	—	—	1,18,332	1,53,337	2,61,078	2,73,337	2,71,300
Austria	—	—	—	—	—	14,278	2,067	2,049	3,051	25,991
Greece	—	—	—	—	—	723	4,042	125	895	206
Turkey, Asiatic	—	—	—	—	—	..	900	1,004
Mascat Territory and Trucal Oman	—	—	—	—	—	1,369	16,451	26,786	9,243	55,869
Other Native States in Arabia	—	—	—	—	—	3,723	471	3,004	1,037	30,043
Penja	—	—	—	—	—	4,764	19,540	16,930	1,405	39,560
Sumatra	—	—	—	—	—	2,709	1,323
Java	—	—	—	—	—	2,449	2,15,461	1,54,060	2,46,484	1,73,375
China (exclusive of Hongkong and Macao)	—	—	—	—	—	1,75,355	1,71,862	1,65,580	2,37,006	2,39,303
Japan	—	—	—	—	—	3,17,260	1,74,861	2,34,000	2,44,330	3,18,163
Egypt*	—	—	—	—	—	..	11,918	2,927	6,131	4,563
Portuguese East Africa	—	—	—	—	—	775	478	73	1,060	541
Madagascar	—	—	—	—	—	1,063	615	..	10	141
Italian East Africa (Somaliland and Eritrea)	—	—	—	—	—	300	..	1,423	..	722
United States of America— <i>Via Atlantic Coast</i>	—	—	—	—	—	17,07,133	14,45,295	14,86,176	13,62,937	13,33,366
<i>" Pacific "</i>	—	—	—	—	—	10,39,910	9,19,557	13,24,319	20,12,010	25,74,915
Dutch West Indies	—	—	—	—	—	1,135
Colombia	—	—	—	—	—	7,396	20,217	..
Uruguay	—	—	—	—	—	..	1,004	1,091
Argentine Republic	—	—	—	—	—	..	493	212	..	1,621
Hawaii	—	—	—	—	—	1,476	331
Other Foreign Countries	—	—	—	—	—	1,996	722	634	923	1,090
TOTAL FOREIGN COUNTRIES	—	—	—	—	—	72,14,410	36,33,293	1,55,30,232	2,12,31,495	2,64,15,943
<i>Share of Bengal</i>	—	—	—	—	—	77,22,197	39,26,301	1,05,36,662	1,16,94,629	1,32,15,363
<i>" Bombay</i>	—	—	—	—	—	64,39,064	64,16,724	1,09,39,159	1,33,43,949	1,46,19,333
<i>" Sind</i>	—	—	—	—	—	22,05,643	22,29,923	39,81,231	49,16,190	55,53,999
<i>" Madras</i>	—	—	—	—	—	39,49,725	34,32,312	35,57,954	37,09,397	43,70,599
<i>" Burma</i>	—	—	—	—	—	34,53,945	79,16,705	1,01,51,336	1,23,12,330	1,62,38,371
TOTAL	—	—	—	—	—	2,77,30,379	2,30,21,866	3,92,26,861	4,64,24,402	5,50,48,611

* Shown as a Foreign Country from 1922-24

GENERAL IMPORTS

(416)

No. 13—continued

ARTICLES, AND COUNTRIES OF CONSIGNMENT: ALSO SHARE OF EACH PROVINCE	QUANTITY					VALUE				
	1922-23	1923-24	1924-25	1925-26	1926-27	1922-23	1923-24	1924-25	1925-26	1926-27
								₹	₹	₹
Railway plant and Rolling-stock—										
<i>Carriages and parts thereof (III. N) (a)—</i>										
United Kingdom	—	—	—	—	—	—	—	2,12,61,765	75,48,133	70,61,607
Aden and Dependencies	—	—	—	—	—	—	—	5,950
Straits Settlements (including Labuan)	—	—	—	—	—	—	—	45,154	41,231	38,973
TOTAL BRITISH EMPIRE	—	—	—	—	—	—	—	2,18,12,869	75,89,364	71,00,580
Denmark	—	—	—	—	—	—	—	4,42,658	14,594	..
Germany	—	—	—	—	—	—	—	52,837	1,89,493	2,34,818
Netherlands	—	—	—	—	—	—	—	1,63,164	4,886	86,832
Belgium	—	—	—	—	—	—	—	5,70,264	7,00,682	4,83,533
France	—	—	—	—	—	—	—	4,025	3,805	..
Italy	—	—	—	—	—	—	—	7,50,306	2,06,673	1,68,985
Austria	—	—	—	—	—	—	—	2,046	1,347	419
Hungary	—	—	—	—	—	—	—	..	318	..
China (exclusive of Hongkong and Macao)	—	—	—	—	—	—	—	..	6,779	..
Japan	—	—	—	—	—	—	—	..	4,623	1,056
United States of America— Via Atlantic Coast	—	—	—	—	—	—	—	1,00,078	75,054	71,857
TOTAL FOREIGN COUNTRIES	—	—	—	—	—	—	—	20,89,898	12,06,644	9,97,500
Share of Bengal	—	—	—	—	—	—	—	1,52,20,061	35,98,614	36,27,809
“ Bombay	—	—	—	—	—	—	—	50,37,521	32,22,716	33,93,073
“ Sind	—	—	—	—	—	—	—	6,11,820	4,81,648	1,34,259
“ Madras	—	—	—	—	—	—	—	24,68,970	10,56,064	8,68,466
“ Burma	—	—	—	—	—	—	—	64,395	4,37,076	77,473
TOTAL	—	—	—	—	—	—	—	2,34,02,767	87,96,008	80,98,080
Wagons and parts thereof (III. N) (a)—										
United Kingdom	—	—	—	—	—	—	—	1,23,41,077	1,77,40,847	52,65,924
Straits Settlements (including Labuan)	—	—	—	—	—	—	—	6,999	979	..
TOTAL BRITISH EMPIRE	—	—	—	—	—	—	—	1,23,48,076	1,77,41,826	52,65,924
Germany	—	—	—	—	—	—	—	3,62,742	3,01,061	9,06,823
Netherlands	—	—	—	—	—	—	—	4,49,612	1,705	48,309
Belgium	—	—	—	—	—	—	—	2,25,277	6,61,735	6,51,720
France	—	—	—	—	—	—	—	..	1,699	52,630
Italy	—	—	—	—	—	—	—	1,953	36,150	..
Czechoslovakia	—	—	—	—	—	—	—	3,077
United States of America— Via Atlantic Coast	—	—	—	—	—	—	—	..	1,242	..
“	—	—	—	—	—	—	—	..	24,133	10,587
TOTAL FOREIGN COUNTRIES	—	—	—	—	—	—	—	10,62,661	16,17,765	17,60,069
Share of Bengal	—	—	—	—	—	—	—	62,39,337	33,36,008	28,90,484
“ Bombay	—	—	—	—	—	—	—	39,50,687	63,91,714	2,78,587
“ Sind	—	—	—	—	—	—	—	9,33,809	12,04,748	53,054
“ Madras	—	—	—	—	—	—	—	14,19,177	28,51,210	13,80,994
“ Burma	—	—	—	—	—	—	—	7,67,734	10,76,411	24,22,871
TOTAL	—	—	—	—	—	—	—	1,24,10,737	1,93,69,001	70,25,991

(a) Separately recorded from 1924-25.

No. 13—continued

ARTICLES, AND COUNTRIES OF CONSIGNMENT; ALSO SHARES OF EACH PROVINCE	QUANTITY					VALUE				
	1922-23	1923-24	1924-25	1925-26	1926-27	1922-23	1923-24	1924-25	1925-26	1926-27
Railway plant and Rolling-stock—continued						R	R	R	R	R
<i>Carriages and wagons and parts thereof (a) (III. N)—</i>										
United Kingdom	—	—	—	—	—	4,85,06,186	6,01,01,464	—	—	—
Mesopotamia	—	—	—	—	—	2,00,766	..	—	—	—
Ceylon	—	—	—	—	—	..	355	—	—	—
Straits Settlements (including Labuan)	—	—	—	—	—	68,566	35,055	—	—	—
New South Wales Australian Commonwealth (Total)	—	—	—	—	—	40	..	—	—	—
	—	—	—	—	—	40	..	—	—	—
TOTAL BRITISH EMPIRE	—	—	—	—	—	4,85,81,557	6,01,36,874	—	—	—
Sweden	—	—	—	—	—	8,058	..	—	—	—
Denmark	—	—	—	—	—	61,784	41,771	—	—	—
Germany	—	—	—	—	—	5,15,489	2,33,828	—	—	—
Netherlands	—	—	—	—	—	27,060	1,754	—	—	—
Belgium	—	—	—	—	—	17,26,811	3,94,714	—	—	—
Italy	—	—	—	—	—	2,49,493	45,977	—	—	—
Austria	—	—	—	—	—	..	102	—	—	—
United States of America— Via Atlantic Coast	—	—	—	—	—	2,66,821	48,249	—	—	—
" Pacific "	—	—	—	—	—	4,138	..	—	—	—
TOTAL FOREIGN COUNTRIES	—	—	—	—	—	28,59,594	7,60,395	—	—	—
<i>Share of Bengal</i>	—	—	—	—	—	2,32,90,722	3,06,76,884	—	—	—
" Bombay "	—	—	—	—	—	1,23,89,996	1,42,02,978	—	—	—
" Sind "	—	—	—	—	—	6,97,773	6,92,967	—	—	—
" Madras "	—	—	—	—	—	59,11,566	39,50,362	—	—	—
" Burma "	—	—	—	—	—	20,41,035	23,79,773	—	—	—
TOTAL	—	—	—	—	—	5,14,41,151	6,09,03,269	—	—	—
Locomotive engines and tenders and parts thereof (III. N)—										
United Kingdom	—	—	—	—	—	2,09,11,812	2,69,71,512	70,64,949	93,95,740	50,91,131
Straits Settlements (including Labuan)	—	—	—	—	—	..	2,000	2,085	2,264	6,012
TOTAL BRITISH EMPIRE	—	—	—	—	—	2,09,11,812	2,69,73,512	70,67,034	96,98,004	50,97,143
Sweden	—	—	—	—	—	12,925	4,622
Denmark	—	—	—	—	—	62,558
Germany	—	—	—	—	—	3,65,949	72,022	37,685	5,68,926	2,15,371
Netherlands	—	—	—	—	—	19,376	1,401	6,54,990
Belgium	—	—	—	—	—	21,307	4,68,776	1,58,008	3,72,151	1,96,186
France	—	—	—	—	—	4,856	1,770	28,676	4,223	7,845
Spain	—	—	—	—	—	19,580
Italy	—	—	—	—	—	9,650	81,343	56,015
Japan	—	—	—	—	—	456
United States of America— Via Atlantic Coast	—	—	—	—	—	1,01,644	1,21,677	18,87,023	7,26,871	5,45,806
" Pacific "	—	—	—	—	—	28,702
TOTAL FOREIGN COUNTRIES	—	—	—	—	—	5,96,680	6,64,447	16,83,650	17,44,915	17,84,447
<i>Share of Bengal</i>	—	—	—	—	—	80,80,879	82,47,439	46,79,370	57,92,366	34,98,866
" Bombay "	—	—	—	—	—	32,32,083	1,46,39,543	11,25,130	27,80,601	13,66,886
" Sind "	—	—	—	—	—	2,44,300	24,056	19,78,075	11,51,331	2,32,184
" Madras "	—	—	—	—	—	47,37,060	41,97,698	14,49,946	17,25,517	17,14,099
" Burma "	—	—	—	—	—	92,630	4,29,324	2,19,683	1,26,923	1,29,855
TOTAL	—	—	—	—	—	2,15,07,992	2,76,37,959	87,51,584	1,11,42,919	68,31,590
Materials for construction—										
Bridge-work (III. N)—										
United Kingdom	Tons 9,355	Tons 21,023	Tons 10,102	Tons 717	Tons 202	32,87,854	49,78,379	23,85,025	1,97,608	55,223
Denmark	246	49,287	..
Germany	271	52,905	..
Netherlands	20	1,950	..
Belgium	235	50,135
United States of America— Via Atlantic Coast	27	101	12,405	22,030
TOTAL FOREIGN COUNTRIES	..	27	101	537	235	..	12,405	22,030	1,02,222	50,135

(a) Subdivided into "Carriages and parts thereof" and "Wagons and parts thereof" from 1924-25.

No. 13—continued

ARTICLES, AND COUNTRIES OF CONSIGNMENT; ALSO SHARE OF EACH PROVINCE	QUANTITY					VALUE				
	1922-23	1923-24	1924-25	1925-26	1926-27	1922-23	1923-24	1924-25	1925-26	1926-27
Railway plant and Rolling-stock—continued										
Materials for construction—continued										
Bridge-work (III. N)—continued										
	Tons	Tons	Tons	Tons	Tons	R	R	R	R	R
Share of Bengal	1,439	8,114	1,797	..	1	4,13,691	19,10,873	4,15,368	..	21
.. Bombay	5,101	10,328	6,609	1,133	436	19,69,545	24,07,201	14,59,313	2,57,053	1,06,14
.. Madras	2,087	1,489	698	41	..	6,72,493	3,91,933	3,12,571	27,074	..
.. Burma	691	1,150	311	30	..	2,32,127	2,30,777	1,33,313	13,713	..
TOTAL	9,255	21,060	10,208	1,264	487	32,87,856	49,90,784	23,77,055	3,02,840	1,05,35
Rails, chairs, and fish plates of steel or iron, i.e., rails 30 lbs. and over per yard and fish plates therefor (III. N) (a)—	Tons	Tons	Tons							
United Kingdom	81,979	70,487	19,442	—	—	1,21,14,532	95,73,261	29,46,160	—	—
Aden and Dependencies	15	—	—	700	—	—
Federated Malay States	..	82	..	—	—	..	4,483	..	—	—
TOTAL BRITISH EMPIRE	81,979	70,569	19,457	—	—	1,21,14,532	95,77,749	29,46,860	—	—
Sweden	..	23	..	—	—	..	3,238	..	—	—
Denmark	..	47	..	—	—	..	6,023	..	—	—
Germany	..	276	117	—	—	65	38,514	11,799	—	—
Netherlands	10	233	580	—	—	2,500	26,221	54,519	—	—
Belgium	461	7,476	5,399	—	—	69,165	3,69,505	6,25,910	—	—
United States of America— Via Atlantic Coast	11	2	..	—	—	9,101	2,675	..	—	—
Other Foreign Countries	—	—	295	—	—
TOTAL FOREIGN COUNTRIES	482	8,107	6,096	—	—	80,831	9,47,181	6,92,523	—	—
Share of Bengal	50,094	20,849	3,059	—	—	72,73,821	27,99,479	6,72,587	—	—
.. Bombay	14,337	30,045	11,097	—	—	21,21,476	39,30,720	14,66,233	—	—
.. Sind	947	6,315	5,223	—	—	1,49,321	3,21,490	7,57,371	—	—
.. Madras	16,900	7,535	4,297	—	—	25,54,569	11,91,627	6,01,125	—	—
.. Burma	133	13,348	1,318	—	—	31,176	17,31,514	2,51,952	—	—
Bounty fed	—	—	—	—
Protected*	7,426	—	—	11,02,202	—	—
Not protected	18,127	—	—	25,37,181	—	—
TOTAL	82,461	78,646	25,553	—	—	1,21,95,363	1,05,24,930	36,39,383	—	—
Sleepers and keys of steel or iron (III. N)—	Tons	Tons	Tons	Tons	Tons					
United Kingdom	77,351	26,067	21,929	23,758	3,987	1,51,32,461	45,45,221	43,75,568	43,66,462	7,39,226
Western Australia	..	9	1,152
Victoria	1	265	..
Tasmania	1	946
Australian Commonwealth (Total)	..	9	..	1	1	..	1,152	..	265	946
TOTAL BRITISH EMPIRE	77,351	26,076	21,929	23,759	3,988	1,51,32,461	45,46,373	43,75,568	43,66,727	7,39,172
Sweden	..	9	..	1	3,239	..	425	..
Denmark	170	82,638	..
Germany	170	20	26	99	11,596	23,435	4,681	3,330	14,967	11,97,656
Netherlands	..	11	43	47	505	600	1,432	4,890	7,332	51,105
Belgium	373	51	157	9,135	20,612	58,423	4,593	18,199	9,73,149	22,91,300
France	1,132	2,135	96,117	1,73,784
United States of America— Via Atlantic Coast	1	..	1	75	44	225	..	525	27,500	17,127
TOTAL FOREIGN COUNTRIES	549	101	232	10,709	34,392	82,633	13,995	26,934	12,02,648	37,31,475
Share of Bengal	13,372	4,794	619	7,694	2,598	34,30,804	8,94,547	1,16,249	13,92,339	2,40,539
.. Bombay	20,055	19,261	21,365	13,454	24,777	60,32,416	33,35,950	42,22,393	21,34,751	29,24,000
.. Sind	2,336	7,479	5,43,399	22	3,20,315
.. Madras	26,735	2,122	177	13,310	3,930	53,52,017	3,33,349	61,980	20,42,235	4,45,459
.. Burma	2	96	1,508	33,745
TOTAL	77,900	26,177	22,161	34,468	38,830	1,52,65,144	45,60,368	44,02,522	55,69,375	44,70,647

(a) Included with Rails, chairs, etc., under Iron or Steel from 1925-26.
* Classified from July, 1924.

No. 13—continued

ARTICLES, AND COUNTRIES OF CONSIGNMENT; ALSO SHARE OF EACH PROVINCE	QUANTITY					VALUE				
	1922-23	1923-24	1924-25	1925-26	1926-27	1922-23	1923-24	1924-25	1925-26	1926-27
Railway plant and Rolling-stock—continued						R	R	R	R	R
Materials for construction—concluded										
Sleepers of wood* (III. N)—	Tons	Tons	Tons	Tons	Tons					
United Kingdom	928	687	647	844	127	1,20,813	88,941	88,292	30,545	33,271
Canada—										
Via Pacific Coast	4,331	3,096	537	6,89,546	4,09,023	50,263
Western Australia	4,038	13,285	..	7,089	18,646	8,44,688	16,02,168	..	7,76,381	23,65,625
Victoria	1	200
Australian Commonwealth (Total)	4,034	13,285	..	7,039	18,646	8,44,688	16,02,168	..	7,76,381	23,65,625
Other British Possessions	2	291	15	20
TOTAL BRITISH EMPIRE	9,295	17,068	647	7,883	19,310	16,05,536	23,00,127	88,312	8,12,926	24,84,089
Germany	25	8,455
Siam	719	91,055
United States of America—										
Via Atlantic Coast	6,285	6,882	..	5,472	4,306	8,14,395	9,04,195	..	5,22,175	4,24,202
Pacific	18	4,554	1,383	..	7,430	1,640	5,98,869	1,55,745	..	7,45,319
Other Foreign Countries	15
TOTAL FOREIGN COUNTRIES	7,042	11,436	1,383	5,472	11,736	9,10,545	15,02,579	1,55,745	5,22,175	11,69,521
Share of Bengal	6,298	12,917	1,383	5,784	3,003	8,16,051	24,78,119	1,55,769	5,51,309	3,06,748
Bombay	1,675	7,047	647	360	1,328	2,16,798	9,20,813	82,388	61,489	2,18,901
Madras	3,364	2,540	..	6,711	21,653	14,84,222	3,48,986	..	7,31,221	28,93,231
TOTAL	16,337	28,504	2,030	12,855	31,046	25,16,081	38,02,716	2,44,057	13,35,101	36,53,610
Other kinds of materials—(III. N)—	Tons	Tons	Tons	Tons	Tons					
United Kingdom	12,397	13,054	10,275	12,875	5,625	41,08,553	40,79,941	36,75,562	31,66,433	18,33,597
Ceylon	9	2,688
Straits Settlements (including Labuan)	8	4,211	..	2,010
TOTAL BRITISH EMPIRE	12,397	13,063	10,273	12,875	5,625	41,08,553	40,82,629	36,79,773	31,66,433	18,35,607
Sweden	1	1,095
Germany	235	506	766	732	1,129	39,565	1,37,248	2,62,335	1,04,064	1,25,991
Netherlands	25	437	950	88	172	14,423	1,65,536	2,48,512	15,733	27,179
Belgium	770	1,419	925	361	745	1,94,598	3,64,349	1,78,280	66,829	2,01,874
Italy	1	18	5	1	..	6,896	6,568	10,248	950
Austria	1	162	..
United States of America—										
Via Atlantic Coast	5	149	77	66	264	10,816	68,262	51,908	98,780	2,67,665
TOTAL FOREIGN COUNTRIES	1,085	2,513	2,737	1,253	2,311	2,58,407	7,43,426	3,47,603	2,80,416	6,33,649
Share of Bengal	4,314	6,773	3,662	7,264	3,005	15,21,513	20,21,210	26,82,189	18,67,444	10,94,276
Bombay	4,145	3,501	1,994	846	1,023	12,68,097	12,72,626	9,40,408	6,17,271	5,78,263
Sind	434	392	257	3,203	700	2,99,176	1,24,946	79,267	6,07,239	1,79,813
Madras	3,139	3,698	971	1,166	343	9,28,320	9,54,660	3,53,723	3,80,543	2,49,453
Burma	949	1,308	1,121	1,059	2,290	3,19,549	4,32,613	6,01,519	2,26,182	3,66,265
TOTAL	18,422	15,576	13,015	14,128	7,936	43,77,360	48,26,055	45,27,376	34,48,849	24,69,246

* Include sleepers of Jarrah and other wood.

ARTICLES, AND COUNTRIES OF CONSIGNMENT; ALSO HARB OF EACH PROVINCE	QUANTITY					VALUE				
	1922-23	1923-24	1924-25	1925-26	1926-27	1922-23	1923-24	1924-25	1925-26	1926-27
Railway plant and Rolling-stock—concluded <i>Total value of Railway plant and Rolling-stock—</i>						R	R	R	R	R
United Kingdom	—	—	—	—	—	10,40,32,013	11,03,38,719	5,41,08,418	4,24,58,268	2,00,83,961
Aden and Dependencies	—	—	—	—	—	6,650
Mesopotamia	—	—	—	—	—	2,06,766
Ceylon	—	—	—	—	—	180	3,043	20
Straits Settlements (including Labuan)	—	—	—	—	—	68,676	37,070	59,349	44,474	46,991
Federated Malay States	—	—	—	—	—	..	4,488
Canada— Via Pacific Coast	—	—	—	—	—	6,39,546	4,09,023	50,281
Western Australia	—	—	—	—	—	8,44,686	18,03,310	..	7,76,881	23,65,521
Victoria	—	—	—	—	—	200	265	..
Tasmania	—	—	—	—	—	941
New South Wales Australian Commonwealth (Total)	—	—	—	—	—	40
8,44,926	18,03,310	..	7,76,646	23,66,47.						
TOTAL BRITISH EMPIRE	—	—	—	—	—	16,57,92,107	11,26,95,653	5,41,74,437	4,32,74,388	2,25,47,681
Sweden	—	—	—	—	—	20,978	6,622	..	425	4,821
Denmark	—	—	—	—	—	61,784	47,799	4,42,658	1,46,519	62,554
Germany	—	—	—	—	—	9,46,958	4,86,393	7,50,198	18,11,506	27,80,641
Netherlands	—	—	—	—	—	44,688	1,96,943	10,45,063	1,38,507	8,18,431
Belgium	—	—	—	—	—	20,70,804	21,01,939	17,70,938	27,64,096	38,65,248
France	—	—	—	—	—	4,855	1,770	32,969	1,05,814	2,84,259
Spain	—	—	—	—	—	19,580
Italy	—	—	—	—	—	2,40,498	52,813	7,68,477	3,84,514	2,26,851
Austria	—	—	—	—	—	..	102	2,046	1,509	411
Czechoslovakia	—	—	—	—	—	3,077
Siam	—	—	—	—	—	91,055
China (exclusive of Hongkong and Macao)	—	—	—	—	—	6,779	..
Japan	—	—	—	—	—	27	5,795	1,511
United States of America— Via Atlantic Coast	—	—	—	—	—	12,93,002	11,57,663	17,17,309	14,69,513	13,36,741
.. Pacific	—	—	—	—	—	5,773	5,98,369	23,702	..	7,45,311
Other Foreign Countries	—	—	—	—	—	..	15	..	818	..
TOTAL FOREIGN COUNTRIES	—	—	—	—	—	47,88,740	46,50,428	65,81,044	66,79,795	1,00,79,796
Share of Bengal	—	—	—	—	—	4,54,72,846	5,31,33,051	3,61,01,190	2,20,38,661	1,20,69,618
.. Bombay	—	—	—	—	—	3,34,30,411	4,08,10,531	1,82,79,928	1,47,66,676	33,55,559
.. Sind	—	—	—	—	—	17,58,968	16,74,480	37,10,335	33,44,866	14,25,628
.. Madras	—	—	—	—	—	2,16,00,847	1,13,74,013	66,69,561	78,51,704	72,53,605
.. Burma	—	—	—	—	—	33,18,076	52,54,006	19,64,467	18,63,376	30,19,993
TOTAL	—	—	—	—	—	11,06,80,847	11,72,46,081	6,07,55,481	4,99,54,188	3,26,24,494
Rubber—										
<i>Raw (II, J)—</i>	Lbs.	Lbs.	Lbs.	Lbs.	Lbs.					
United Kingdom	5	112	20,684	..	157	23	442	22,204	..	405
Ceylon	✓ 810	12,710	42,633	58,775	26,649	298	12,907	42,862	65,782	32,943
Straits Settlements (including Labuan)	110	40,320	46,100	22,400	3,114	100	32,402	42,614	25,630	5,617
Federated Malay States	94	117
TOTAL BRITISH EMPIRE	425	54,142	100,511	81,175	29,920	421	45,811	1,07,797	1,31,312	33,365
Germany	1,882	..	700	898	..	1,416
Portuguese East Africa	608	1,105	..
United States of America— Via Atlantic Coast	1,040	1,949
TOTAL FOREIGN COUNTRIES	1,882	608	1,740	898	1,105	3,365
Share of Bengal	5	2,232	82,851	46,627	39,123	23	2,401	64,678	30,827	35,852
.. Bombay	130	51,910	48,337	34,656	1,987	198	43,410	44,013	40,531	3,925
.. Madras	290	..	5	500	550	200	..	9	959	953
TOTAL	425	54,142	111,893	81,783	31,660	421	45,811	1,08,695	1,22,417	41,730

(a) Includes Rs. 46,56,308, Rs. 13,65,293 and Rs. 1,24,13,185 respectively, being the value of Railway materials imported direct by State Railways working under Company management.

No. 13—continued

ARTICLES, AND COUNTRIES OF CONSIGNMENT, ALSO SHARE OF EACH PROVINCE	QUANTITY					VALUE				
	1922-23	1923-24	1924-25	1925-26	1926-27	1922-23	1923-24	1924-25	1925-26	1926-27
			No.	No.	No.	R	R	R	R	R
Rubber—continued										
Manufactures—										
Pneumatic motor covers (III. C)			No.	No.	No.					
(a)—										
United Kingdom	—	—	65,344	92,865	100,250	—	—	29,39,009	45,50,004	42,08,913
Aden and Dependencies	—	—	9	71	..	—	—	347	2,791	..
Ceylon	—	—	145	1,368	1,539	—	—	7,530	25,220	25,608
Straits Settlements (including Labuan)	—	—	3,011	276	449	—	—	1,45,893	6,977	13,904
Hongkong	—	—	93	1	..	—	—	3,108	82	..
Canada—										
<i>Via Atlantic Coast.</i>	—	—	12,981	24,481	42,724	—	—	5,52,018	11,04,337	17,48,071
Other British Possessions	—	—	34	5	26	—	—	190	331	939
TOTAL BRITISH EMPIRE	—	—	81,617	119,067	154,047	—	—	36,46,770	67,50,408	59,07,016
Sweden	—	—	..	40	..	—	—	..	1,402	..
Germany	—	—	5,459	13,461	10,524	—	—	2,10,304	7,32,725	4,50,178
Netherlands	—	—	72	4	3	—	—	2,361	313	675
France	—	—	57,599	36,927	75,017	—	—	24,78,108	17,89,970	20,04,846
Italy	—	—	6,805	42,855	15,727	—	—	2,00,442	17,48,502	4,64,536
Philippine Islands and Guam	—	—	50	—	—	2,223
Japan	—	—	..	85	..	—	—	..	5,302	..
United States of America—										
<i>Via Atlantic Coast</i>	—	—	23,409	49,311	55,223	—	—	10,43,827	23,23,131	22,79,131
" Pacific "	—	—	30	20	..	—	—	1,758	986	..
Other Foreign Countries	—	—	22	12	10	—	—	908	802	329
TOTAL FOREIGN COUNTRIES	—	—	93,006	142,015	156,504	—	—	40,14,421	66,42,534	58,00,705
Share of Bengal	—	—	66,976	71,393	77,393	—	—	20,44,979	34,52,619	30,42,859
" Bombay	—	—	77,853	110,393	110,433	—	—	34,31,399	55,40,449	43,41,374
" Sind	—	—	2,988	4,372	22,916	—	—	1,44,173	2,37,952	8,00,706
" Madras	—	—	30,418	46,985	61,313	—	—	13,77,308	29,44,370	23,99,134
" Burma	—	—	16,410	23,195	37,554	—	—	6,05,499	8,36,359	12,16,827
TOTAL	—	—	174,623	261,082	310,551	—	—	76,62,191	1,24,02,242	1,18,07,400
Pneumatic motor tubes (III. C)			No.	No.	No.					
(a)—										
United Kingdom	—	—	90,609	147,354	180,923	—	—	7,27,029	12,91,535	10,99,603
Ceylon	—	—	185	168	239	—	—	1,632	2,164	2,221
Straits Settlements (including Labuan)	—	—	2,748	527	712	—	—	21,179	1,905	3,620
Canada—										
<i>Via Atlantic Coast</i>	—	—	14,699	25,561	45,069	—	—	1,19,713	2,26,377	3,16,503
Other British Possessions	—	—	..	57	..	—	—	..	514	..
TOTAL BRITISH EMPIRE	—	—	108,241	174,167	207,337	—	—	8,79,553	16,22,497	14,21,957

(a) Separately recorded from 1924-25.

GENERAL IMPORTS

(422)

No. 13—continued

ARTICLES, AND COUNTRIES OF CONSIGNMENT; ALSO SHARE OF EACH PROVINCE	QUANTITY					VALUE				
	1922-23	1923-24	1924-25	1925-26	1926-27	1922-23	1923-24	1924-25	1925-26	1926-27
Rubber—continued								₹	₹	₹
Manufactures—continued										
Pneumatic motor tubes (III. O) (a) —continued			No.	No.	No.					
Germany	—	—	8,905	18,433	9,371	—	—	64,367	1,24,400	76,394
Netherlands	—	—	..	4	784	—	—	..	28	7,288
France	—	—	89,316	78,265	98,045	—	—	6,64,494	6,26,596	5,92,172
Italy	—	—	539	231	..	—	—	4,956	1,951	..
China (exclusive of Hongkong and Macao)	—	—	..	490	..	—	—	..	4,067	..
Japan	—	—	..	277	..	—	—	..	3,030	..
United States of America—										
Via Atlantic Coast	—	—	18,149	41,873	36,256	—	—	1,52,876	378,003	2,52,283
Other Foreign Countries	—	—	144	74	9	—	—	627	487	49
TOTAL FOREIGN COUNTRIES	—	—	117,053	129,647	189,465	—	—	8,87,310	11,39,462	9,28,186
Share of Bengal	—	—	61,403	79,944	87,666	—	—	4,53,926	6,71,974	5,87,314
" Bombay	—	—	106,261	142,811	133,209	—	—	8,47,651	12,18,148	9,09,991
" Sind	—	—	4,383	6,352	29,234	—	—	36,342	69,635	2,00,813
" Madras	—	—	37,130	50,554	62,565	—	—	3,03,504	4,61,396	4,28,574
" Burma	—	—	16,117	24,253	34,678	—	—	1,20,440	2,42,006	2,32,521
TOTAL	—	—	225,294	303,814	347,302	—	—	17,66,868	26,61,959	23,50,148
Pneumatic motor cycle covers (III. O) (a)—			No.	No.	No.					
United Kingdom	—	—	5,313	7,874	7,102	—	—	1,32,082	1,43,562	1,30,011
Mesopotamia	—	—	334	..	3	—	—	1,229	..	50
Canada—										
Via Atlantic Coast	—	—	20	70	697	—	—	521	1,589	11,850
Other British Possessions	—	—	10	271	232	—	—	289	101	869
TOTAL BRITISH EMPIRE	—	—	5,677	8,215	8,024	—	—	1,84,071	1,45,252	1,42,260
Germany	—	—	68	15	73	—	—	1,786	410	1,468
France	—	—	2,430	531	2,869	—	—	6,919	8,698	33,221
Japan	—	—	..	50	..	—	—	..	1,232	..
United States of America—										
Via Atlantic Coast	—	—	473	730	213	—	—	12,291	20,271	3,934
Other Foreign Countries	—	—	31	20	..	—	—	578	337	..
TOTAL FOREIGN COUNTRIES	—	—	3,002	1,346	3,155	—	—	21,574	30,948	38,643
Share of Bengal	—	—	1,331	1,424	1,336	—	—	31,458	33,243	24,304
" Bombay	—	—	2,018	3,039	3,291	—	—	50,941	73,089	62,573
" Sind	—	—	623	2,647	2,678	—	—	7,942	21,664	31,556
" Madras	—	—	3,333	1,979	1,612	—	—	31,395	33,457	25,094
" Burma	—	—	1,324	772	1,512	—	—	23,909	15,747	36,451
TOTAL	—	—	6,679	9,861	11,179	—	—	1,55,645	1,76,200	1,39,923

(a) Separately recorded from 1924-25.

No. 18—continued

ARTICLES, AND COUNTRIES OF CONSIGNMENT; ALSO SHARE OF EACH PROVINCE	QUANTITY					VALUE				
	1922-23	1923-24	1924-25	1925-26	1926-27	1922-23	1923-24	1924-25	1925-26	1926-27
Rubber—continued								Rs	Rs	Rs
Manufactures—continued										
Pneumatic motor cycle tubes (III. O) (a)—			No.	No.	No.					
United Kingdom	—	—	7,464	9,736	10,118	—	—	48,300	46,972	42,579
Straits Settlements (including Labuan)	—	—	10	12	1,125	—	—	38	22	1,802
Canada—										
Via Atlantic Coast	—	—	510	—	—	1,830
Other British Possessions	—	—	25	..	87	—	—	200	..	400
TOTAL BRITISH EMPIRE	—	—	7,509	9,748	11,840	—	—	48,541	46,994	46,851
Germany	—	—	88	260	136	—	—	640	1,435	664
France	—	—	1,705	628	2,339	—	—	2,667	2,861	7,332
United States of America—										
Via Atlantic Coast	—	—	292	494	448	—	—	1,961	2,445	1,867
Other Foreign Countries	—	—	68	47	172	—	—	216	156	630
TOTAL FOREIGN COUNTRIES	—	—	2,153	1,429	3,089	—	—	5,584	6,897	10,298
Share of Bengal	—	—	2,028	1,426	1,985	—	—	10,521	2,240	7,639
" Bombay	—	—	2,213	4,964	5,909	—	—	26,733	27,746	25,820
" Sind	—	—	613	2,307	2,171	—	—	3,210	3,361	3,000
" Madras	—	—	2,926	1,529	1,984	—	—	9,041	6,064	7,326
" Burma	—	—	222	666	2,375	—	—	4,620	2,921	2,017
TOTAL	—	—	9,662	11,177	14,924	—	—	54,125	55,991	67,154
Pneumatic cycle covers (III. O) (a)—			No.	No.	No.					
United Kingdom	—	—	217,160	252,315	252,011	—	—	9,68,575	8,66,708	7,18,051
Straits Settlements (including Labuan)	—	—	2	186	1,297	—	—	70	225	2,977
Other British Possessions	—	—	306	235	..	—	—	992	105	..
TOTAL BRITISH EMPIRE	—	—	217,468	252,736	253,308	—	—	9,64,657	8,67,138	7,16,928
Germany	—	—	22,798	65,877	23,970	—	—	55,290	1,66,270	50,387
Netherlands	—	—	11,395	21,728	16,685	—	—	24,800	62,116	26,775
Belgium	—	—	6,735	18,748	10,986	—	—	17,426	38,921	21,081
France	—	—	51,306	141,511	203,940	—	—	1,33,054	2,25,164	584,173
Italy	—	—	998	7,650	1,723	—	—	3,266	18,599	2,605
Austria	—	—	1,300	262	..	—	—	2,324	642	..
United States of America—										
Via Atlantic Coast	—	—	90	39	..	—	—	1,099	1,136	9
Other Foreign Countries	—	—	4	110	100	—	—	44	266	165
TOTAL FOREIGN COUNTRIES	—	—	79,626	252,923	347,405	—	—	2,36,422	6,12,121	696,145
Share of Bengal	—	—	111,423	182,398	164,904	—	—	4,04,143	5,10,217	4,16,205
" Bombay	—	—	124,396	203,849	257,074	—	—	4,99,033	6,23,964	5,78,310
" Sind	—	—	13,924	27,331	49,082	—	—	25,220	67,657	1,20,931
" Madras	—	—	44,540	71,329	107,079	—	—	1,90,652	2,04,231	2,28,397
" Burma	—	—	18,796	21,252	23,494	—	—	74,611	72,400	68,836
TOTAL	—	—	313,094	506,659	609,718	—	—	12,02,059	14,80,209	14,12,073

(a) Separately recorded from 1924-25.

GENERAL IMPORTS

(424)

No. 18—continued

ARTICLES, AND COUNTRIES OF CONSIGNMENT; ALSO SHARE OF EACH PROVINCE	QUANTITY					VALUE				
	1922-23	1923-24	1924-25	1925-26	1926-27	1922-23	1923-24	1924-25	1925-26	1926-27
Rubber—continued								R	R	R
Manufactures—continued										
Pneumatic cycle tubes (III. O) (a)—			No.	No.	No.					
United Kingdom	—	—	284,993	346,288	329,727	—	—	5,63,621	5,73,319	4,87,302
Ceylon	—	—	20	—	—	24
Straits Settlements (including Labuan)	—	—	25,798	1,584	8,653	—	—	29,204	1,597	8,130
TOTAL BRITISH EMPIRE	—	—	310,791	348,122	338,400	—	—	5,92,825	5,74,906	4,95,656
Germany	—	—	57,708	80,392	79,012	—	—	66,647	98,317	83,402
Netherlands	—	—	5,478	8,500	7,877	—	—	4,781	8,417	6,847
Belgium	—	—	6,038	9,172	8,383	—	—	6,178	8,917	8,189
France	—	—	53,339	130,284	321,660	—	—	68,040	1,39,121	3,49,603
Italy	—	—	888	2,500	1,259	—	—	779	2,536	1,316
United States of America—										
<i>Via Atlantic Coast</i>	—	—	689	3,560	132	—	—	6,657	4,300	450
Other Foreign Countries	—	—	250	51	246	—	—	312	71	256
TOTAL FOREIGN COUNTRIES	—	—	124,325	229,459	413,519	—	—	1,53,394	2,51,679	4,45,068
<i>Share of Bengal</i>	—	—	129,206	191,025	213,303	—	—	1,97,001	2,55,712	2,62,389
<i>Bombay</i>	—	—	196,136	251,708	314,142	—	—	3,36,341	3,78,262	4,08,319
<i>Sind</i>	—	—	26,122	33,106	64,323	—	—	21,300	60,324	84,691
<i>Madras</i>	—	—	60,446	80,769	133,795	—	—	1,07,870	1,16,931	1,55,095
<i>Burma</i>	—	—	21,207	20,973	26,356	—	—	33,707	25,366	23,459
TOTAL	—	—	435,116	577,581	751,919	—	—	7,46,219	8,26,585	9,41,024
Solid rubber tyres for motor vehicles (III. O) (a)—			No.	No.	No.					
United Kingdom	—	—	✓6,802	4,769	5,638	—	—	7,15,725	5,51,643	7,07,310
Ceylon	—	—	112	68	224	—	—	6,007	3,648	1,646
Straits Settlements (including Labuan)	—	—	98	14	46	—	—	9,463	1,416	2,303
Federated Malay States	—	—	24	—	—	1,220
Natal	—	—	17	—	—	1,774
Canada—										
<i>Via Atlantic Coast</i>	—	—	299	400	115	—	—	39,417	47,999	12,486
New South Wales	—	—	..	25	..	—	—	..	1,877	..
<i>Australian Commonwealth (Total)</i>	—	—	..	25	..	—	—	..	1,877	..
Other British Possessions	—	—	7	11	..	—	—	274	[1,147	..
TOTAL BRITISH EMPIRE	—	—	7,387	5,287	6,040	—	—	7,72,106	6,07,735	7,25,519
Germany	—	—	1,483	1,568	591	—	—	1,26,281	1,97,516	86,319
Netherlands	—	—	28	—	—	1,831
France	—	—	1,476	2,223	12	—	—	68,598	1,84,467	743
Italy	—	—	1,925	135	66	—	—	82,805	19,257	8,691
Persia	—	—	17	—	—	1,927
China (exclusive of Hongkong and Macao)	—	—	2	—	—	671
Japan	—	—	60	—	—	5,103
United States of America— <i>Via Atlantic Coast</i>	—	—	2,749	4,657	2,749	—	—	3,01,652	4,38,334	3,48,580
TOTAL FOREIGN COUNTRIES	—	—	7,678	8,578	3,480	—	—	5,78,094	7,39,574	4,50,123
<i>Share of Bengal</i>	—	—	2,734	4,065	2,730	—	—	3,93,248	4,67,330	3,41,846
<i>Bombay</i>	—	—	7,449	4,434	3,334	—	—	6,56,603	5,63,397	6,32,023
<i>Sind</i>	—	—	244	412	890	—	—	31,342	49,705	1,16,969
<i>Madras</i>	—	—	1,310	971	742	—	—	1,38,537	89,022	68,925
<i>Burma</i>	—	—	3,373	3,983	1,324	—	—	1,24,870	1,77,305	1,15,873
TOTAL	—	—	15,015	13,865	9,520	—	—	13,46,200	13,47,309	11,75,641

(a) Separately recorded from 1924-25.

No. 13—continued

ARTICLES, AND COUNTRIES OF CONSIGNMENT; ALSO SHARE OF EACH PROVINCE	QUANTITY					VALUE				
	1922-23	1923-24	1924-25	1925-26	1926-27	1922-23	1923-24	1924-25	1925-26	1926-27
	No.	No.				R	R			
Rubber—continued										
Manufactures—continued										
Tyres for motor vehicles (III. O) (a)—										
United Kingdom	43,675	60,191	—	—	—	23,27,068	35,16,507	—	—	—
Aden and Dependencies	78	41	—	—	—	4,168	2,112	—	—	—
Mesopotamia	26	254	—	—	—	2,618	3,772	—	—	—
Ceylon	2,529	483	—	—	—	1,39,270	25,885	—	—	—
Straits Settlements (including Labuan)	6,540	4,130	—	—	—	4,35,816	2,33,078	—	—	—
Natal	238	..	—	—	—	21,216	..	—	—	—
Canada—										
<i>Vid Atlantic Coast</i>	13,036	8,577	—	—	—	7,86,745	4,00,320	—	—	—
<i>" Pacific "</i>	138	..	—	—	—	8,008	..	—	—	—
Victoria	175	..	—	—	—	6,984	..	—	—	—
<i>Australian Commonwealth (Total)</i>	175	..	—	—	—	6,984	..	—	—	—
Other British Possessions	14	..	—	—	—	599	..	—	—	—
TOTAL BRITISH EMPIRE	66,439	73,676	—	—	—	42,83,472	42,41,369	—	—	—
Germany	9,139	16,712	—	—	—	6,54,965	10,92,383	—	—	—
Netherlands	515	1,584	—	—	—	19,153	77,554	—	—	—
Belgium	9	142	—	—	—	686	5,327	—	—	—
France	47,520	54,589	—	—	—	24,29,115	31,01,875	—	—	—
Italy	10,351	2,319	—	—	—	7,19,770	1,29,798	—	—	—
Austria	26	..	—	—	—	2,535	..	—	—	—
Philippine Islands and Guam	6	..	—	—	—	389	..	—	—	—
Japan	13	..	—	—	—	4,051	..	—	—	—
United States of America—										
<i>Vid Atlantic Coast</i>	23,240	25,507	—	—	—	15,65,739	19,84,154	—	—	—
<i>" Pacific "</i>	540	291	—	—	—	29,072	16,284	—	—	—
Other Foreign Countries	9	..	—	—	—	533	..	—	—	—
TOTAL FOREIGN COUNTRIES	91,368	101,094	—	—	—	64,24,558	57,56,100	—	—	—
<i>Share of Bengal</i>	59,721	59,865	—	—	—	33,21,184	32,44,383	—	—	—
<i>" Bombay</i>	62,994	73,143	—	—	—	46,02,341	44,03,465	—	—	—
<i>" Sind</i>	722	2,029	—	—	—	25,247	93,210	—	—	—
<i>" Madras</i>	27,013	27,797	—	—	—	16,89,983	15,98,018	—	—	—
<i>" Burma</i>	7,353	11,936	—	—	—	4,14,775	6,00,395	—	—	—
TOTAL	157,807	174,770	—	—	—	1,06,60,030	99,96,469	—	—	—
Tubes for motor tyres (III. O) (a)—										
United Kingdom	38,114	62,023	—	—	—	3,59,333	5,90,032	—	—	—
Aden and Dependencies	157	12	—	—	—	1,343	89	—	—	—
Mesopotamia	20	72	—	—	—	142	1,052	—	—	—
Ceylon	2,439	714	—	—	—	20,678	5,233	—	—	—
Straits Settlements (including Labuan)	3,583	2,801	—	—	—	31,098	22,819	—	—	—
Canada—										
<i>Vid Atlantic Coast</i>	10,066	7,082	—	—	—	94,195	53,503	—	—	—
<i>" Pacific "</i>	31	..	—	—	—	324	..	—	—	—
Victoria	195	..	—	—	—	1,072	..	—	—	—
<i>Australian Commonwealth (Total)</i>	195	..	—	—	—	1,072	..	—	—	—
Other British Possessions	26	..	—	—	—	352	..	—	—	—
TOTAL BRITISH EMPIRE	54,636	72,704	—	—	—	5,09,030	6,12,729	—	—	—
Germany	3,526	13,996	—	—	—	35,199	1,50,919	—	—	—
Netherlands	266	983	—	—	—	1,291	5,969	—	—	—
Belgium	3,453	112	—	—	—	36,571	1,120	—	—	—
France	73,723	73,617	—	—	—	3,53,920	6,53,701	—	—	—
Italy	1,470	1,742	—	—	—	14,316	16,433	—	—	—

(a) Discontinued from 1924-25.

GENERAL IMPORTS

(426)

No. 13—continued

ARTICLES AND COUNTRIES OF CONSIGNMENT; ALSO SHARE OF EACH PROVINCE	QUANTITY					VALUE				
	1922-23	1923-24	1924-25	1925-26	1926-27	1922-23	1923-24	1924-25	1925-26	1926-27
Rubber—continued						R	R	R	R	R
Manufactures—continued										
Tubes for motor tyres (III. O)	No.	No.								
(a)—continued										
United States of America—										
Via Atlantic Coast	17,258	17,917	—	—	—	1,57,077	1,36,184	—	—	—
“ Pacific “	287	48	—	—	—	2,147	346	—	—	—
Other Foreign Countries	62	—	—	—	—	737	—	—	—	—
TOTAL FOREIGN COUNTRIES	99,995	118,415	—	—	—	11,00,358	9,64,672	—	—	—
Share of Bengal	59,101	58,805	—	—	—	6,96,850	6,02,580	—	—	—
“ Bombay	62,579	83,833	—	—	—	6,93,981	7,09,792	—	—	—
“ Sind	491	3,148	—	—	—	5,050	26,214	—	—	—
“ Madras	25,341	28,169	—	—	—	2,52,316	2,44,679	—	—	—
“ Burma	7,119	12,864	—	—	—	61,191	94,136	—	—	—
TOTAL	154,631	186,119	—	—	—	16,09,388	15,77,401	—	—	—
Tyres and tubes for cycles (III. O)		No.								
(b)										
United Kingdom	—	466,117	—	—	—	—	16,85,192	—	—	—
Straits Settlements (including Labuan)	—	6,831	—	—	—	—	10,139	—	—	—
Canada—	—	8	—	—	—	—	20	—	—	—
Via Atlantic Coast	—	—	—	—	—	—	—	—	—	—
TOTAL BRITISH EMPIRE	—	472,956	—	—	—	—	16,95,351	—	—	—
Germany	—	161,984	—	—	—	—	2,92,345	—	—	—
Netherlands	—	8,808	—	—	—	—	19,394	—	—	—
Belgium	—	2,021	—	—	—	—	4,797	—	—	—
France	—	68,724	—	—	—	—	1,74,749	—	—	—
Italy	—	4,668	—	—	—	—	8,717	—	—	—
Other Foreign Countries	—	212	—	—	—	—	556	—	—	—
TOTAL FOREIGN COUNTRIES	—	246,262	—	—	—	—	5,00,558	—	—	—
Share of Bengal	—	185,389	—	—	—	—	6,07,211	—	—	—
“ Bombay	—	352,919	—	—	—	—	9,65,291	—	—	—
“ Sind	—	36,818	—	—	—	—	64,462	—	—	—
“ Madras	—	106,535	—	—	—	—	3,60,349	—	—	—
“ Burma	—	37,619	—	—	—	—	1,08,596	—	—	—
TOTAL	—	719,318	—	—	—	—	20,95,909	—	—	—
Other manufactures (except apparel and boots and shoes) (III. O)										
United Kingdom	—	—	—	—	—	45,94,575	21,20,305	17,57,365	15,67,074	14,80,618
Mesopotamia	—	—	—	—	—	69,295	7,570	334	15	—
Ceylon	—	—	—	—	—	16,508	26,865	40,023	25,738	3,134
Straits Settlements (including Labuan)	—	—	—	—	—	88,195	77,117	71,921	1,10,085	1,02,379
Federated Malay States	—	—	—	—	—	—	—	853	738	1,706
Canada—	—	—	—	—	—	—	—	—	—	—
Via Atlantic Coast	—	—	—	—	—	15,306	25,192	4,178	9,267	1,732
“ Pacific “	—	—	—	—	—	2,278	—	—	—	—
Victoria	—	—	—	—	—	6,686	1,038	312	4	—
New South Wales	—	—	—	—	—	317	—	—	—	36
Australian Commonwealth (Total)	—	—	—	—	—	7,003	1,038	312	4	36
Other British Possessions	—	—	—	—	—	18	20	316	22	20
TOTAL BRITISH EMPIRE	—	—	—	—	—	47,88,173	22,58,107	18,75,297	17,12,893	15,89,625
Germany	—	—	—	—	—	3,39,479	2,61,925	2,65,828	3,17,716	7,62,780
Netherlands	—	—	—	—	—	3,706	7,212	3,256	2,815	2,995
Belgium	—	—	—	—	—	46,659	10,844	14,546	38,475	21,332
France	—	—	—	—	—	43,046	7,911	53,802	9,764	12,318
Switzerland	—	—	—	—	—	—	—	—	1,522	—
Italy	—	—	—	—	—	43,843	19,045	19,024	25,255	36,097
Austria	—	—	—	—	—	—	4,372	6,889	3,852	1,546
Persia	—	—	—	—	—	3,755	—	2,480	—	—
Java	—	—	—	—	—	7,786	1,238	—	—	—
China (exclusive of Hong-kong and Macao)	—	—	—	—	—	1,281	100	1,623	45	20
Japan	—	—	—	—	—	1,11,426	1,11,506	76,995	1,04,096	1,14,863
United States of America	—	—	—	—	—	—	—	—	—	—
Via Atlantic Coast	—	—	—	—	—	3,60,280	4,43,971	2,42,613	5,76,404	5,81,024
“ Pacific “	—	—	—	—	—	763	—	1,249	6,384	4,951
Other Foreign Countries	—	—	—	—	—	62	334	25	395	826
TOTAL FOREIGN COUNTRIES	—	—	—	—	—	9,62,655	8,68,508	6,87,830	10,86,723	15,83,611

(a) Discontinued from 1924-25.
(b) Separately recorded in 1923-24.

No. 13—continued

ARTICLES, AND COUNTRIES OF CONSIGNMENT; ALSO SHARE OF EACH PROVINCE	QUANTITY					VALUE				
	1922-23	1923-24	1924-25	1925-26	1926-27	1922-23	1923-24	1924-25	1925-26	1926-27
<i>Rubber—concluded</i>						R	R	R	R	R
<i>Manufactures—concluded</i>										
Other manufactures (except apparel and boots and shoes) (III O)—continued										
Share of Bengal	—	—	—	—	—	—	—	—	—	—
" Bombay	—	—	—	—	—	20,52,876	13,19,022	9,47,864	9,31,517	12,07,193
" Sind	—	—	—	—	—	25,94,391	10,35,676	8,22,194	11,85,252	12,12,298
" Madras	—	—	—	—	—	2,05,912	1,62,422	1,70,660	1,76,021	1,65,897
" Burma	—	—	—	—	—	4,00,930	1,84,333	1,00,419	1,66,833	1,35,451
	—	—	—	—	—	5,00,431	3,62,459	3,02,790	3,47,613	3,30,467
TOTAL	—	—	—	—	—	57,50,228	31,20,615	25,63,127	27,00,616	31,20,436
Total value of Rubber manu- factures—										
United Kingdom	—	—	—	—	—	77,32,366	77,52,026	78,57,256	96,00,572	69,70,787
Aden and Dependencies	—	—	—	—	—	5,511	2,201	247	2,407	—
Mesopotamia	—	—	—	—	—	72,055	12,395	1,927	960	60
Ceylon	—	—	—	—	—	1,76,451	57,633	56,871	56,062	33,472
Straits Settlements (includ- ing Labuan)	—	—	—	—	—	5,50,127	2,43,148	2,76,372	1,22,227	1,35,275
Federated Malay States	—	—	—	—	—	—	—	2,172	1,122	1,706
Hongkong	—	—	—	—	—	650	—	2,269	82	—
Natal	—	—	—	—	—	21,248	—	14	—	1,784
Canada—										
Via Atlantic Coast	—	—	—	—	—	8,06,246	5,20,025	7,15,969	14,40,860	20,02,622
" Pacific	—	—	—	—	—	10,665	—	—	—	660
Victoria	—	—	—	—	—	14,742	1,028	212	—	—
New South Wales	—	—	—	—	—	217	—	—	1,277	26
Australian Commonwealth (Total)	—	—	—	—	—	15,659	1,028	212	1,277	26
Other British Possessions	—	—	—	—	—	127	20	200	—	10
TOTAL BRITISH EMPIRE	—	—	—	—	—	95,20,675	87,07,556	89,15,800	1,12,26,878	1,11,20,711
Sweden	—	—	—	—	—	12	132	18	1,705	—
Germany	—	—	—	—	—	10,22,642	17,97,472	8,00,022	10,22,789	15,20,612
Netherlands	—	—	—	—	—	24,150	1,00,959	37,254	59,719	54,520
Belgium	—	—	—	—	—	82,916	22,088	40,128	80,666	45,930
France	—	—	—	—	—	42,25,121	20,22,220	24,65,277	20,41,150	41,24,428
Switzerland	—	—	—	—	—	—	—	—	1,522	165
Italy	—	—	—	—	—	7,77,929	1,72,988	2,77,272	18,11,160	5,15,205
Austria	—	—	—	—	—	2,227	4,272	9,722	4,501	1,545
Peru	—	—	—	—	—	2,755	—	4,407	1,054	—
Java	—	—	—	—	—	7,726	1,569	—	—	—
Philippine Islands and Guam	—	—	—	—	—	859	119	2,222	—	—
China (exclusive of Hong- kong and Macao)	—	—	—	—	—	1,214	100	1,722	4,604	935
Japan	—	—	—	—	—	1,15,911	1,11,556	77,207	1,14,226	1,10,056
United States of America—										
Via Atlantic Coast	—	—	—	—	—	20,22,126	19,14,492	17,62,476	27,45,924	24,66,908
" Pacific	—	—	—	—	—	21,972	15,620	2,007	7,222	4,251
Other Foreign Countries	—	—	—	—	—	50	124	51	266	1,758
TOTAL FOREIGN COUNTRIES	—	—	—	—	—	84,22,971	80,22,222	65,21,629	1,04,12,722	99,17,022
Share of Bengal	—	—	—	—	—	66,76,708	66,72,126	44,22,222	62,20,222	62,21,212
" Bombay	—	—	—	—	—	77,27,022	72,24,222	62,20,722	66,00,222	81,02,212
" Sind	—	—	—	—	—	2,20,222	1,52,212	4,50,222	5,20,222	16,26,222
" Madras	—	—	—	—	—	24,02,222	22,76,222	22,02,222	22,22,222	22,76,222
" Burma	—	—	—	—	—	976,222	11,71,222	14,20,222	17,02,222	19,22,222
TOTAL	—	—	—	—	—	1,20,19,222	1,27,22,222	1,24,22,222	2,16,22,222	2,10,22,222
Total value of Rubber Raw and Manufactures	—	—	—	—	—	1,20,20,022	1,22,22,222	1,26,02,222	2,17,22,022	2,10,22,222

ARTICLES, AND COUNTRIES OF CONSIGNMENT; ALSO SHARE OF EACH PROVINCE	QUANTITY					VALUE				
	1922-23	1923-24	1924-25	1925-26	1926-27	1922-23	1923-24	1924-25	1925-26	1926-27
Salt (L. I)—	Tons	Tons	Tons	Tons	Tons	Rs	Rs	Rs	Rs	Rs
United Kingdom	86,589	91,835	107,048	108,878	53,508	30,31,879	23,20,140	27,80,586	19,55,076	14,08,024
Aden and Dependencies	172,684	186,957	208,995	184,514	179,180	52,11,403	89,09,338	45,70,122	52,57,622	39,55,912
Straits Settlements (including Labuan)	2	4	9	4	3	328	626	1,084	582	377
Egypt†	98,257	—	—	—	—	29,52,918	—	—	—	—
Other British Possessions	12	3	3	2	4	1,302	858	445	316	894
TOTAL BRITISH EMPIRE	357,544	278,799	311,055	288,393	232,736	1,11,97,828	63,20,957	78,52,247	52,13,596	58,64,647
Germany	56,272	24,980	34,315	40,108	57,941	17,48,747	6,71,748	9,33,143	9,06,864	15,13,161
Spain	65,291	14,015	23,971	48,341	57,332	19,95,410	3,31,142	6,20,102	9,13,793	14,09,089
Siam	5	3	8	14	6	527	566	995	1,377	635
Tunis	5,608	1,21,890
Italian East Africa (Somaliland and Kistrea)	63,017	76,488	47,638	50,987	54,551	19,36,922	18,25,624	10,49,752	8,56,228	11,53,676
Egypt†	—	80,369	166,844	118,489	132,455	—	18,77,384	37,66,898	28,09,736	30,02,366
French Somaliland	21,253	13,980	6,748	4,83,022	2,17,587	1,74,737
Other Foreign Countries	4	2	6	4	2	420	446	972	491	1,011
TOTAL FOREIGN COUNTRIES	184,589	195,807	304,648	271,748	309,085	56,82,026	47,06,910	69,25,769	52,06,076	72,55,227
Share of Bengal	434,026	418,973	526,961	431,050	462,406	1,46,37,709	92,42,236	1,17,35,316	33,39,441	1,03,11,336
.. Bombay	251	270	264	311	267	37,533	41,319	34,702	24,307	42,428
.. Sind	28	26	59	652	106	1,641	2,039	3,368	9,161	18,133
.. Madras	44	52	43	51	29	6,029	5,633	4,032	6,333	2,732
.. Burma	57,784	55,280	33,372	73,147	78,962	22,05,937	17,36,850	24,50,030	20,40,540	22,44,698
TOTAL	542,133	474,606	615,693	550,141	541,770	1,68,79,854	1,10,27,867	1,42,78,016	1,04,19,672	1,26,19,874
Seeds—										
Oil seeds—										
Essential (H. K)—	Tons	Tons	Tons	Tons	Tons					
United Kingdom	27	1	39	125	1,758	6,393	2,611	10,467
Malta and Gozo	10	4,173
Mesopotamia	6	8	12	10	15	12,681	8,814	33,201	21,416	30,668
Ceylon	2	3	633	627	1,313	25	93	1,51,952
Straits Settlements (including Labuan)	4	7	2	3,165	44	12	584	539
Hongkong	5	1	5	2,507	246	2,049
Other British Possessions	1	..	2	176	42	345	..
TOTAL BRITISH EMPIRE	17	13	44	20	749	19,105	12,351	41,692	24,989	1,98,019

† Shown as a Foreign Country from 1923-24.

No. 13—continued

ARTICLES, AND COUNTRIES OF CONSIGNMENT; ALSO SHARE OF EACH PROVINCE	QUANTITY					VALUE				
	1922-23	1923-24	1924-25	1925-26	1926-27	1922-23	1923-24	1924-25	1925-26	1926-27
<i>Seeds—continued</i>						R	R	R	R	R
<i>Oil seeds—continued</i>										
<i>Essential (II, K)—continued</i>	Tons	Tons	Tons	Tons	Tons					
Germany	59	70	90	136	162	17,865	18,901	27,059	23,769	39,911
Netherlands	98	118	122	157	225	30,539	30,418	32,778	43,526	1,02,671
Belgium	1	10	2,744	2,087
France	8	..	60	138	..	1,990	..	27,362	55,244
Persia	38	14	17	14	55	12,205	4,569	13,825	15,926	25,259
Java	25	5,040
China (exclusive of Hongkong and Macao)	1	6	1	6	6	1,216	4,475	776	2,109	3,350
Japan	1	..	2	1,178	..	1,329
Egypt †	1	1	1,200	243
Portuguese East Africa	16	6,187
United States of America— <i>Via Atlantic Coast</i>	20	1	4,174	318	..
Other Foreign Countries	2	..	1	5	..	519	..	148	704
TOTAL FOREIGN COUNTRIES	188	220	262	375	744	61,825	64,816	82,125	1,10,267	2,49,791
<i>Share of Bombay</i>	192	223	304	370	746	75,203	70,322	1,22,112	1,20,679	2,62,360
<i> " Sind</i>	1	3	1	2	3	654	1,427	344	1,742	6,264
<i> " Madras</i>	7	7	1	23	739	4,676	5,512	1,355	17,945	1,72,678
<i> " Burma</i>	327
TOTAL	200	233	306	395	1,493	80,980	77,167	1,23,817	1,44,266	4,47,800
<i>Non-essential—</i>										
<i>Castor (II, K)(a)—</i>	Tons	Tons								
Portuguese East Africa	16	3,305
<i>Share of Bombay</i>	16	3,305
TOTAL	16	3,305
<i>Copra or coconut kernel</i> <i>(II, K)—</i>	Tons	Tons	Tons	Tons	Tons					
Aden and Dependencies	168	15,168
Maldives	84	..	6	9	1	12,206	..	1,803	3,361	160
Ceylon	✓98	26	1,404	2,067	32	27,571	9,486	4,92,413	8,18,244	12,054
Hongkong	8	5,047	..
Straits Settlements (including Labuan)	55	12	22,175	40	10	..
Zanzibar and Pemba	4	..	5	1,550	..	2,081	..
Seychelles	14	566	80	1,002	130	4,120	1,90,906	22,640	2,79,328	61,800
Other British Possessions	1	1	464	242	164	177	140
TOTAL BRITISH EMPIRE	197	652	1,658	3,091	163	55,378	2,24,459	5,43,318	12,09,308	76,164
Belgium	12	3,280	..
France	1	1,565	..
Portuguese East Africa	4	1	3	1,400	400	1,198	77	..
Other Foreign Countries	2	1	468	780	..
TOTAL FOREIGN COUNTRIES	4	1	5	14	..	1,400	400	1,666	5,692	..

(a) Included in "Seeds, Non-essential—Others" from 1924-25.
† Shown as a Foreign Country from 1923-24.

GENERAL IMPORTS

(430)

No. 13—continued

ARTICLES, AND COUNTRIES OF CONSIGNMENT; ALSO SHARE OF EACH PROVINCE	QUANTITY					VALUE				
	1922-23	1923-24	1924-25	1925-26	1926-27	1922-23	1923-24	1924-25	1925-26	1926-27
Seeds—continued										
<i>Oil seeds—continued</i>										
<i>Non-essential—continued</i>										
Copra or coconut kernel (II. K.) —continued	Tons	Tons	Tons	Tons	Tons	R	R	R	R	R
<i>Share of Bengal</i>	143	--	2	35	20	37,552	--	1,020	16,303	3,327
<i>" Bombay</i>	47	598	1,544	2,322	136	17,419	2,09,089	4,97,643	10,34,223	63,323
<i>" Sind</i>	--	--	54	192	--	--	--	22,153	90,909	--
<i>" Madras</i>	6	57	63	55	7	1,802	22,770	24,103	21,355	2,244
TOTAL	201	653	1,663	3,105	163	56,773	2,24,859	5,44,979	12,13,890	75,154
Cotton (II. K.) (a)—	Tons	Tons								
<i>Ceylon</i>	7	--	--	--	--	564	2	--	--	--
<i>Other British Possessions</i>	--	--	--	--	--	75	183	--	--	--
TOTAL BRITISH EMPIRE	7	--	--	--	--	639	185	--	--	--
<i>United States of America— 74 Atlantic Coast</i>	--	--	--	--	--	--	5	--	--	--
<i>Other Foreign Countries</i>	--	--	--	--	--	--	80	--	--	--
TOTAL FOREIGN COUNTRIES	--	--	--	--	--	--	85	--	--	--
<i>Share of Bombay</i>	--	--	--	--	--	15	263	--	--	--
<i>" Madras</i>	7	--	--	--	--	584	2	--	--	--
<i>" Burma</i>	--	--	--	--	--	60	--	--	--	--
TOTAL	7	--	--	--	--	699	270	--	--	--
Groundnuts (II. K.)—	Tons	Tons	Tons	Tons	Tons					
<i>Ceylon</i>	--	11	--	1	--	--	1,614	--	341	45
<i>Straits Settlements (including Labuan)</i>	2	4	2	35	18	343	1,380	1,189	5,329	5,179
<i>Mauritius and Dependencies</i>	--	--	101	--	--	--	--	27,600	--	--
<i>Other British Possessions</i>	--	--	--	1	--	--	--	--	160	1
TOTAL BRITISH EMPIRE	2	15	103	37	18	343	3,444	28,789	6,380	5,226
TOTAL FOREIGN COUNTRIES	--	--	--	16	--	29	9	10	1,183	--
<i>Share of Bengal</i>	--	--	101	3	--	--	--	27,600	159	--
<i>" Bombay</i>	--	5	--	4	--	--	373	--	337	1
<i>" Sind</i>	--	--	--	--	--	--	5	--	--	--
<i>" Madras</i>	--	6	--	1	--	--	736	--	179	45
<i>" Burma</i>	2	4	2	40	18	372	1,334	1,199	6,333	5,379
TOTAL	2	15	103	53	18	372	3,453	28,799	7,513	5,226
Linseed (II. K.)—	Tons	Tons	Tons	Tons	Tons					
<i>United Kingdom</i>	--	--	2	4	4	340	--	1,060	885	470
<i>Mesopotamia</i>	2	34	--	25	7	698	4,266	--	3,539	1,089
<i>Straits Settlements (including Labuan)</i>	--	--	82	--	75	10	--	16,868	--	11,775
<i>Other British Possessions</i>	--	--	--	--	--	130	--	--	--	--
TOTAL BRITISH EMPIRE	2	34	84	29	86	1,178	4,266	17,928	4,474	13,334
<i>Perth</i>	25	61	44	49	22	4,235	9,490	7,961	9,052	3,754
<i>Sumatra</i>	9	--	--	--	--	1,897	--	--	--	--
<i>Argentine Republic (including the Atlantic Coast of Patagonia)</i>	--	--	--	--	--	--	90	--	--	--
TOTAL FOREIGN COUNTRIES	34	61	44	49	22	6,132	9,580	7,961	9,052	3,754

(a) Included in "Seeds, non-essential—Others" from 1924-25.

No. 13—continued

ARTICLES, AND COUNTRIES OF CONSIGNMENT; ALSO SHARE OF EACH PROVINCE	QUANTITY					VALUE				
	1922-23	1923-24	1924-25	1925-26	1926-27	1922-23	1923-24	1924-25	1925-26	1926-27
<i>Seeds—continued</i>						R	R	R	R	R
<i>Oil seeds—continued</i>										
<i>Non-essential—continued</i>										
Linseed (II. K)— <i>continued</i>	Tons	Tons	Tons	Tons	Tons					
Share of Bombay	36	95	128	78	108	6,928	13,756	25,889	13,846	17,059
“ Sind	52	90	..	280	..
“ Madras	302
“ Burma	148
TOTAL	36	95	128	78	108	7,330	13,846	25,889	13,5 6	17,089
<i>Mustard (II. K) (a)—</i>	Tons	Tons								
TOTAL BRITISH EMPIRE	5	2	—	—	—	670	547	—	—	—
Share of Bombay	3	2	—	—	—	359	171	—	—	—
“ Madras	2	..	—	—	—	254	..	—	—	—
“ Burma	—	—	—	57	376	—	—	—
TOTAL	5	2	—	—	—	670	547	—	—	—
<i>Poppy (II. K) (a)—</i>	Tons	Tons								
TOTAL BRITISH EMPIRE	2	..	—	—	—	657	..	—	—	—
Persia	2	20	—	—	—	312	3,576	—	—	—
Share of Bombay	2	20	—	—	—	312	3,576	—	—	—
“ Burma	—	—	—	657	..	—	—	—
TOTAL	4	20	—	—	—	969	3,576	—	—	—
<i>Rape (II. K) (a)—</i>	Tons	Tons								
TOTAL BRITISH EMPIRE	..	2	—	—	—	..	327	—	—	—
TOTAL FOREIGN COUNTRIES	—	—	—	13	..	—	—	—
Share of Bombay	2	—	—	—	13	327	—	—	—

(a) Included in "Seeds, non-essential—Others" from 1924-25.

GENERAL IMPORTS

(432)

No. 13—continued

ARTICLES, AND COUNTRIES OF CONSIGNMENT; ALSO SHARE OF EACH PROVINCE	QUANTITY					VALUE				
	1922-23	1923-24	1924-25	1925-26	1926-27	1922-23	1923-24	1924-25	1925-26	1926-27
Seeds—continued						R	R	R	R	R
Oil seeds—continued										
Non-essential—continued										
Sesamum (til or jinjili) (L. K.)—	Tons	Tons	Tons	Tons	Tons					
Mesopotamia	17	7	--	50	9	3,843	1,350	--	12,296	1,496
Ceylon	--	1	3	1	10	20	259	507	238	2,319
Straits Settlements (including Labuan)	62	2	2	--	341	17,081	761	1,027	21	95,550
Zanzibar and Pemba	--	--	--	--	18	--	--	--	--	2,980
Tanganyika Territory	--	--	--	--	9	--	--	--	--	2,312
Other British Possessions	1	--	3	--	--	486	269	1,016	73	52
TOTAL BRITISH EMPIRE	80	11	8	51	382	21,430	2,639	2,550	12,628	1,05,210
Foreign Countries										
Persia	11	12	25	14	10	2,216	1,920	5,235	2,981	2,919
China (exclusive of Hong-kong and Ma-so)	--	--	--	--	83	28	--	--	--	25,893
Portuguese East Africa	50	18	3	1	51	10,808	4,676	2,000	178	16,027
Other Foreign Countries	--	--	--	--	2	--	20	--	--	472
TOTAL FOREIGN COUNTRIES	61	30	33	15	146	13,052	6,616	7,235	3,159	45,311
Share of Bombay	73	20	29	1	167	16,867	5,315	4,913	173	49,302
" Sind	--	19	16	64	10	--	3,270	3,121	15,277	2,914
" Madras	3	1	3	1	13	644	269	507	238	3,715
" Burma	60	1	2	--	338	16,971	411	1,244	94	94,690
TOTAL	141	41	41	66	523	34,482	9,255	9,785	15,787	1,50,531
Tea (L. K.)—	Tons	Tons	Tons	Tons	Tons					
Ceylon	5	1	6	2	6	9,422	6,724	19,964	2,420	40,842
Japan	--	--	--	--	--	--	--	--	--	255
Share of Bengal										
" Bombay	--	--	3	--	--	--	--	1,600	--	--
" Madras	1	1	4	2	6	1,980	6,724	18,364	2,344	41,097
" Burma	4	--	--	--	--	7,442	--	--	--	--
TOTAL	5	1	6	2	6	9,422	6,724	19,964	2,420	41,097
Others (L. K.)—	Tons	Tons	Tons	Tons	Tons					
United Kingdom	5	--	--	24	--	1,707	393	1,540	13,155	70
Mesopotamia	--	--	1	--	--	--	--	2,845	--	27
Ceylon	147	139	103	136	50	30,466	30,144	12,754	22,382	10,231
Straits Settlements (including Labuan)	3	2	5	7	5	1,060	104	911	3,734	2,499
Hongkong	--	--	--	3	3	--	--	48	2,744	1,421
Other British Possessions	--	--	1	4	2	--	--	52	920	610
TOTAL BRITISH EMPIRE	165	140	110	179	60	33,323	30,641	17,950	42,935	14,853

No. 13—continued

ARTICLES AND COUNTRIES OF CONSIGNMENT; ALSO SHARE OF EACH PROVINCE	QUANTITY					VALUE				
	1923-23	1923-24	1924-25	1925-26	1926-27	1923-23	1923-24	1924-25	1925-26	1926-27
Seeds—continued										
Oilseeds—concluded										
Non-essential—concluded										
Others (H. K.)—continued										
	Tons	Tons	Tons	Tons	Tons	R	R	R	R	R
Germany	17	..	20	139	..	3,200	1,016	4,848
Netherlands	4	13	1,325	3,479	..
France	1	3,217	1	..
Persia	53	7	11	10,070	1,391	3,490
Java	1	1	1,061
China (exclusive of Hongkong and Macao)	1	5	920	407
Portuguese East Africa	7	31	296	2,426	12,007
Italian [East Africa (Somal- land and Eritrea)	5	1	7	443	281	1,653
Other Foreign Countries	1	31	720	304
TOTAL FOREIGN COUNTRIES	1	..	80	30	75	1,059	..	18,672	9,749	28,420
Share of Bengal	5	1	..	1,936	1,140	..
" Bombay	9	19	90	63	73	3,967	7,300	25,373	21,934	25,951
" Sind	2	143	..
" Madras	141	121	100	123	43	27,559	23,231	11,303	19,399	6,375
" Burma	1	16	14	920	..	48	10,613	7,452
TOTAL	155	140	190	200	125	24,382	30,641	35,022	52,684	40,278
Total Oilseeds non-essential	573	969	2,131	3,513	958	1,48,867	2,03,498	6,08,038	13,05,820	3,29,365
(Other than Oilseeds (H. K.)—										
	Tons	Tons	Tons	Tons	Tons					
United Kingdom	39	38	31	23	33	1,14,195	95,302	62,273	80,157	82,130
Mesopotamia	6	1	1	9	..	1,867	600	753	14,115	66
Ceylon	11	6	8	8	2	7,441	2,119	2,434	4,265	5,668
Straits Settlements (includ- ing Labuan)	67	59	30	72	55	34,235	30,448	15,090	11,518	27,109
Hongkong	11	16	15	12	8	5,224	8,108	7,593	4,463	4,024
South Australia (including Northern Territory)	64	..
Victoria	1	476	1,627
New South Wales	117	166
Australian Commonwealth (Total)	1	117	631	..	64	1,627
Other British Possessions	1	1	3	297	424	830	100	83
TOTAL BRITISH EMPIRE	135	122	88	129	98	1,63,376	1,37,702	69,037	1,14,677	1,19,657
Germany	3	..	38	79	23	7,032	5,095	12,955	26,510	17,173
Netherlands	55	67	..	413	77	16,007	22,498	100
France	11	5	..	1	10	17,042	9,553	1,321	4,149	6,246
Italy	100	3	7,992	2,315	..
Turkey, European	3	1,305	..
Persia	24	19	11	14	958	8,446	7,155	2,309	3,935
Java	11	17	..	4,052	..	407	3,436
China (exclusive of Hongkong and Macao)	2	2	1	2	4	1,197	1,475	1,417	1,059	2,393
Japan	1	13	..	6	2	313	7,733	217	2,350	525
Egypt †	1	..	1	1,073	..	330	25
Portuguese East Africa	10	6	1	17	25	1,344	1,332	626	3,050	9,130
United States of America— Via Atlantic Coast	2	3	4	10	1	20,243	15,203	25,013	20,193	10,542
" Pacific	3	2	11,317	1,039	331	515	221
Other Foreign Countries	2	1	..	1	25	776	993	95	1,000
TOTAL FOREIGN COUNTRIES	32	68	219	200	104	60,994	55,972	74,432	1,03,135	55,539
Share of Bengal	25	43	9	19	40	1,03,708	90,423	51,041	34,919	37,262
" Bombay	47	43	239	209	71	63,404	45,656	75,773	1,04,437	37,490
" Sind	2	14	5	5	17	5,341	10,472	3,730	4,333	7,333
" Madras	12	3	10	7	7	11,331	5,013	7,717	5,959	5,132
" Burma	30	77	44	39	67	40,333	42,109	25,135	10,159	37,213
TOTAL	167	190	307	329	202	2,24,370	1,93,674	1,03,460	2,17,312	1,75,146

† Shown as a Foreign Country from 1923-24.

GENERAL IMPORTS

No. 13—continued

ARTICLES, AND COUNTRIES OF CONSIGNMENT; ALSO SHARE OF EACH PROVINCE	QUANTITY					VALUE				
	1922-23	1923-24	1924-25	1925-26	1926-27	1922-23	1923-24	1924-25	1925-26	1926-27
	Tons	Tons	Tons	Tons	Tons	Rs	Rs	Rs	Rs	Rs
Seeds—continued										
Total Seeds—										
United Kingdom	44	38	60	58	76	1,16,457	27,513	71,430	97,020	93,327
Malta and Gozo	10	4,173
Aden and Dependencies	1	172	1	..	130	283	16,089	277	..
Mesopotamia	32	51	14	94	31	19,553	15,432	36,599	51,416	33,566
Maldives	84	..	6	9	1	13,206	..	1,893	3,361	160
Ceylon	275	191	1,524	2,215	783	86,724	52,159	5,28,097	3,47,965	2,22,612
Straits Settlements (including Labuan)	140	121	121	121	496	57,128	55,365	35,137	21,641	1,42,952
Hongkong	17	15	20	28	11	8,269	8,996	9,912	12,327	6,097
Egypt†	15
Zanzibar and Pemba	4	3	5	15	..	1,575	331	2,102	2,981
Tanganyika Territory	11	2,023
Mauritius and Dependencies	101	1	27,600	525	..
Seychelles	14	566	80	1,002	130	4,120	1,90,989	33,640	3,79,338	61,800
South Australia (including Northern Territory)	64	..
Victoria	1	475	1,527
New South Wales	117	106
Australian Commonwealth (Total)	1	117	581	..	64	1,527
Other British Possessions	1	1	..	4	2	297	442	..	617	555
TOTAL BRITISH EMPIRE	607	993	2,101	3,538	1,564	3,06,016	4,22,235	7,61,228	14,16,671	5,72,678
Germany	59	70	145	215	210	25,036	23,996	43,304	56,224	61,929
Netherlands	93	118	181	237	335	30,952	30,495	50,110	69,562	1,02,771
Belgium	1	10	13	2,744	2,754	3,716	109
France	11	13	1	62	148	17,042	11,545	4,438	33,077	61,490
Italy	100	3	7,902	2,389	..
Turkey, European	3	1,395	..
Masrat Territory and Trucial Oman	5	1	4	5	25	1,063	126	639	879
Persia	71	131	163	95	112	10,939	28,001	44,256	32,219	49,353
Sumatra	9	1,867	10	..
Java	1	11	..	13	48	920	4,052	4	1,125	9,537
China (exclusive of Hongkong and Macao)	3	8	2	10	98	2,470	5,950	2,198	5,414	33,750
Japan	1	13	1	6	4	318	7,732	1,505	2,350	2,109
Egypt†	2	1	1	2,358	243	860	53
Portuguese East Africa	80	25	12	25	123	17,357	6,464	4,120	11,686	43,500
Italian East Africa (Somaliland and Eritree)	6	1	7	504	251	1,653
United States of America—										
Via Atlantic Coast	2	3	24	11	1	20,848	15,231	29,222	29,608	10,544
" Pacific "	3	2	11,317	1,089	831	609	446
Other Foreign Countries	1	..	1	..	3	483	35	1,515
TOTAL FOREIGN COUNTRIES	333	400	643	699	1,039	1,48,141	1,41,054	1,92,096	2,51,227	3,79,638
Share of Bengal	179	43	114	63	60	1,43,194	90,423	81,261	1,03,121	96,149
" Bombay	470	1,030	2,326	3,546	1,306	1,87,792	3,49,923	7,49,608	13,55,560	4,63,622
" Sind	3	36	76	266	35	6,057	15,264	31,368	1,12,994	16,037
" Madras	179	201	131	217	315	49,263	64,399	93,498	61,919	2,32,235
" Burma	149	32	43	145	437	67,352	44,730	27,679	34,604	1,44,513
TOTAL	940	1,393	2,744	4,237	2,603	4,54,157	5,64,330	9,53,324	16,67,898	9,52,311

† Shown as a Foreign Country from 1923-24.

No. 13—continued

ARTICLES, AND COUNTRIES OF CONSIGNMENT; ALSO SHARE OF EACH PROVINCE	QUANTITY					VALUE				
	1922-23	1923-24	1924-25	1925-26	1926-27	1922-23	1923-24	1924-25	1925-26	1926-27
Shells and Cowries—						R	R	R	R	R
<i>Cowries (L. S.)—</i>	Cwts.	Cwts.	Cwts.	Cwts.	Cwts.					
United Kingdom	728	5,685	..
Aden and Dependencies	5	32	16	1,283	..	800	4,084	2,100	13,820
Maldives	1,016	588	606	143	..	10,873	7,063	8,367	2,831	..
Ceylon	246	456	91	853	303	2,870	4,415	697	9,125	4,838
Straits Settlements (including Labuan)	11	18	100	623	600	5,800
Zanzibar and Pemba	3,390	2,082	204	937	658	22,708	15,477	2,038	7,317	3,768
Kenya Colony	2,589	4,766	5,936	4,201	4,237	16,712	23,465	40,023	33,015	34,613
Other British Possessions	13	48
TOTAL BRITISH EMPIRE	7,252	7,897	6,769	6,896	6,593	55,681	56,319	55,209	65,648	62,931
Maskat Territory and Trucial Oman	288	465	424	354	289	978	1,313	1,368	1,023	833
Portuguese East Africa	6,352	3,795	9,348	12,107	11,334	46,760	24,002	67,810	1,00,672	74,321
Madagascar	360	574	..	1,800	2,481
Other Foreign Countries	6	..	1	55	..	800	..	75	1,310
TOTAL FOREIGN COUNTRIES	6,640	4,626	9,772	12,522	12,252	47,728	27,020	68,978	1,01,075	79,915
<i>Share of Bengal</i>	<i>1,358</i>	<i>1,450</i>	<i>820</i>	<i>2,427</i>	<i>2,202</i>	<i>14,287</i>	<i>14,367</i>	<i>10,405</i>	<i>22,123</i>	<i>12,311</i>
<i>Bombay</i>	<i>11,547</i>	<i>10,343</i>	<i>14,391</i>	<i>15,853</i>	<i>15,070</i>	<i>82,410</i>	<i>66,628</i>	<i>1,00,767</i>	<i>1,22,120</i>	<i>1,14,291</i>
<i>Sind</i>	<i>307</i>	<i>722</i>	<i>1,349</i>	<i>1,053</i>	<i>1,641</i>	<i>4,903</i>	<i>2,903</i>	<i>6,313</i>	<i>6,343</i>	<i>10,166</i>
<i>Madras</i>	<i>186</i>	<i>8</i>	<i>91</i>	<i>35</i>	<i>2</i>	<i>2,004</i>	<i>241</i>	<i>697</i>	<i>738</i>	<i>30</i>
TOTAL	13,892	12,523	16,541	19,418	18,845	1,03,609	84,139	1,24,187	1,67,316	1,42,846
Shells—										
Shells (chanks, sankhll, large ornamental shells, cowras, mother-of-pearl shells, and oyster-shells) (L. S.)—	Cwts.	Cwts.	Cwts.	Cwts.	Cwts.					
United Kingdom	2,338	10	3	32,360	114	110
Aden and Dependencies	29	42	61	322	1,373	3,910	5,045	6,450	10,915	20,640
Maldives	429	15	4,541	613
Ceylon	12,257	15,548	18,116	15,684	16,316	1,19,792	1,32,271	1,59,998	1,63,689	1,54,445
Straits Settlements (including Labuan)	2,346	11	8	23,117	20	..	524
Zanzibar and Pemba	6	204	115	372	20	355	1,432	2,489	3,210	933
Kenya Colony	295	77	52	4,537	641	725
New South Wales	140	4,240
Queensland	1	50
<i>Australian Commonwealth (Total)</i>	<i>1</i>	<i>..</i>	<i>..</i>	<i>..</i>	<i>140</i>	<i>50</i>	<i>..</i>	<i>..</i>	<i>..</i>	<i>4,240</i>
Other British Possessions	6	..	27	475	100	341	..	5
TOTAL BRITISH EMPIRE	15,066	18,165	18,617	16,455	17,912	1,60,961	1,61,697	1,78,925	1,77,955	1,81,591
Belgium	9	1,350
Maskat Territory and Trucial Oman	1,041	1,369	485	115	953	21,314	32,440	9,248	2,554	5,262
Other Native States in Arabia	5	..	31	172	221	140	..	600	1,778	4,500
Persia	57	7	24	2	..	1,195	175	525	1,300	..
Java	44	6,353
Portuguese East Africa	5	300	39	350	2,485	697
Italian East Africa (Somaliland and Eritrea)	88	897	190	657	1,074	3,079	20,495	6,200	16,495	23,747
Other Foreign Countries	1	..	17	9	27	66	..	337	721	406
TOTAL FOREIGN COUNTRIES	1,197	2,273	747	1,266	2,367	26,644	52,110	18,060	25,323	42,347
<i>Share of Bengal</i>	<i>12,349</i>	<i>13,497</i>	<i>13,986</i>	<i>15,270</i>	<i>13,191</i>	<i>1,50,564</i>	<i>1,51,324</i>	<i>1,56,134</i>	<i>1,59,397</i>	<i>1,52,617</i>
<i>Bombay</i>	<i>1,223</i>	<i>2,215</i>	<i>1,169</i>	<i>1,998</i>	<i>3,384</i>	<i>30,304</i>	<i>53,155</i>	<i>30,173</i>	<i>33,076</i>	<i>62,143</i>
<i>Sind</i>	<i>7</i>	<i>..</i>	<i>1</i>	<i>21</i>	<i>..</i>	<i>859</i>	<i>..</i>	<i>30</i>	<i>135</i>	<i>..</i>
<i>Madras</i>	<i>2,679</i>	<i>4,626</i>	<i>4,218</i>	<i>421</i>	<i>2,197</i>	<i>5,390</i>	<i>15,323</i>	<i>4,523</i>	<i>4,558</i>	<i>2,714</i>
<i>Burma</i>	<i>..</i>	<i>..</i>	<i>..</i>	<i>1</i>	<i>7</i>	<i>8</i>	<i>5</i>	<i>20</i>	<i>424</i>	<i>464</i>
TOTAL	16,263	20,438	19,364	17,711	20,279	1,97,625	2,14,807	1,90,985	2,03,183	2,23,735

ARTICLES, AND COUNTRIES OF CONSIGNMENT; ALSO SHARE OF EACH PROVINCE	QUANTITY					VALUE				
	1922-23	1923-24	1924-25	1925-26	1926-27	1922-23	1923-24	1924-25	1925-26	1926-27
Shells and Cowries—continued										
Shells—continued										
Tortoise-shell (including nakhla or nakh) (II. S)—	Lbs.	Lbs.	Lbs.	Lbs.	Lbs.	R	R	R	R	R
United Kingdom	1,120	254	173	1,390	1,306	225
Aden and Dependencies	6,082	2,742	2,517	716	2,432	15,227	4,860	6,608	2,644	5,111
Bahrain Islands	1,213	12,200
Ceylon	666	52	6,860	364
Straits Settlements (including Labuan)	390	414	65	20	..	4,546	3,037	562	140	..
Fansibar and Pemba	6,936	8,079	11,865	4,547	5,210	16,563	15,133	18,793	10,849	12,334
Anglo-Egyptian Sudan	224	2,378
Other British Possessions	7	280	13	1	..	10	300	7	9
TOTAL BRITISH EMPIRE	16,511	11,294	16,847	5,550	7,816	57,274	22,904	27,658	15,036	18,179
France	2,543	490	3,395	660
Mascat Territory and Trucial Oman	182	151	152	43	..	1,380	1,091	1,106	300	..
Other Native States in Arabia	516	266	..	409	53	1,317	265	..	2,367	60
Persia	144	1,626
Portuguese East Africa	2,303	1,201	744	826	799	3,505	1,500	1,123	989	300
Italian East Africa (Somaliland and Eritrea)	6,195	4,162	525	407	645	17,525	4,800	300	400	1,000
Other Foreign Countries	2	636	140	134	800	590
TOTAL FOREIGN COUNTRIES	9,340	5,800	1,423	4,914	2,327	25,358	7,656	2,663	6,251	3,210
Share of Bombay	24,426	16,622	17,303	10,444	10,143	77,721	27,159	29,740	23,147	21,389
" <i>Kurna</i>	426	466	67	20	..	4,906	3,401	676	140	..
TOTAL	24,851	17,094	17,370	10,464	10,143	82,627	30,560	30,316	23,287	21,389
Total value of Shells and Cowries—										
BRITISH EMPIRE	—	—	—	—	—	2,74,186	2,40,820	2,56,787	2,58,534	2,62,701
FOREIGN COUNTRIES	—	—	—	—	—	99,725	88,666	68,601	1,85,254	1,25,472
TOTAL	—	—	—	—	—	3,73,861	3,29,486	3,25,388	3,93,788	3,88,173
Smokers' requisites (excluding tobacco) (III. V)—										
United Kingdom	—	—	—	—	—	3,02,831	1,56,877	1,76,527	1,59,062	1,30,903
Ceylon	—	—	—	—	—	806	872	9,883	2,125	511
Straits Settlements (including Labuan)	—	—	—	—	—	7,306	7,000	8,365	6,905	5,006
Hongkong	—	—	—	—	—	12,374	9,741	7,716	5,117	4,210
Egypt	—	—	—	—	—	13,606	—	—	—	..
Zanzibar and Pemba	—	—	—	—	—	1,306	..	1,984
Other British Possessions	—	—	—	—	—	432	453	47	553	326
TOTAL BRITISH EMPIRE	—	—	—	—	—	3,37,405	1,74,443	2,03,638	1,72,787	1,45,940

† Shown as a Foreign Country from 1923-24.

No. 13—continued

ARTICLES, AND COUNTRIES OF CONSIGNMENT; ALSO SHARE OF EACH PROVINCE	QUANTITY					VALUE				
	1922-23	1923-24	1924-25	1925-26	1926-27	1922-23	1923-24	1924-25	1925-26	1926-27
						R	R	R	R	R
Smokers' requisites (excluding tobacco) (III. V)— continued.										
Denmark	—	—	—	—	—	..	2,080	294	92	10
Germany	—	—	—	—	—	1,10,269	1,61,757	2,72,036	2,46,898	2,60,323
Netherlands	—	—	—	—	—	2,098	1,170	231	103	21,543
Belgium	—	—	—	—	—	467	2,047	3,822	2,342	1,631
France	—	—	—	—	—	69,356	56,489	1,05,963	1,31,241	1,24,634
Italy	—	—	—	—	—	10,486	16,300	14,382	27,804	64,902
Austria	—	—	—	—	—	3,260	9,018	13,531	4,652	16,470
Czechoslovakia	—	—	—	—	—	672	198	6,760	6,042	16,570
Turkey, European	—	—	—	—	—	2,164	..	2,084	25	..
China (exclusive of Hongkong and Macao)	—	—	—	—	—	1,180	807	9,312	3,225	684
Japan	—	—	—	—	—	78,304	43,597	45,968	33,840	37,961
Egypt	—	—	—	—	—	—	29,273	2,375	10,422	9,748
Portuguese East Africa	—	—	—	—	—	2,311	..	1,165
United States of America— Via Atlantic Coast	—	—	—	—	—	15,047	5,232	1,465	1,625	2,325
Pacific	—	—	—	—	—	6	..
Other Foreign Countries	—	—	—	—	—	100	364	151	125	692
TOTAL FOREIGN COUNTRIES	—	—	—	—	—	2,92,114	3,30,128	5,75,920	4,74,127	6,06,704
Share of Bengal	—	—	—	—	—	1,36,966	1,61,211	2,12,797	1,62,332	2,32,905
Bombay	—	—	—	—	—	1,72,515	1,35,909	1,64,969	1,42,520	1,40,233
Sind	—	—	—	—	—	26,849	44,721	42,643	60,620	62,622
Madras	—	—	—	—	—	66,113	10,137	31,419	39,612	31,340
Burma	—	—	—	—	—	2,27,076	1,52,598	3,21,920	2,70,662	3,01,638
TOTAL	—	—	—	—	—	6,29,519	5,04,576	7,79,758	6,46,924	7,49,044
Soap—										
* Household and laundry soap in bars or tablets (III. V)—	Cwts.	Cwts.	Cwts.	Cwts.	Cwts.					
United Kingdom	235,100	281,200	299,944	333,463	334,198	72,48,989	81,35,543	82,02,579	97,57,392	97,62,235
Aden and Dependencies	25	127	79	124	29	814	2,056	2,092	2,919	451
Mesopotamia	966	2	10	20,069	27	140	13
Ceylon	308	122	44	44	44	5,687	3,227	751	2,168	1,626
Straits Settlements (including Labuan)	79	70	11	18	933	2,600	2,726	407	900	12,435
Egypt†	136	—	—	—	—	5,305	—	—	—	..
Zanzibar and Pemba	59	1,456	..	15
South Australia (including Northern Territory)	1	80
Victoria	635	1,291	2,678	3,252	2,420	31,300	48,398	97,841	1,10,735	79,754
New South Wales	10	360
Australian Commonwealth (Total)	336	1,301	2,678	3,252	2,420	31,330	48,758	97,841	1,10,735	79,754
Other British Possessions	15	11	1	41	7	405	478	127
TOTAL BRITISH EMPIRE	236,465	282,726	302,732	336,952	337,625	72,96,266	82,12,446	82,02,579	98,75,720	98,82,657
Germany	387	82	118	261	15	16,452	3,016	2,795	6,402	122
Netherlands	320	204	1	237	653	10,698	6,466	92	5,453	19,489
Belgium	37	..	53	29	6	3,089	30	3,794	626	213
France	138	54	74	666	1,690	3,906	1,531	2,104	12,095	40,164
Italy	83	20	68	11	260	1,825	593	2,142	273	6,026
Austria	3	14	2	340	1,229	65

† Shown as a Foreign Country from 1923-24.

GENERAL IMPORTS

(438)

No. 13—continued

ARTICLES, AND COUNTRIES OF CONSIGNMENT; ALSO SHARE OF EACH PROVINCE	QUANTITY					VALUE				
	1922-23	1923-24	1924-25	1925-26	1926-27	1922-23	1923-24	1924-25	1925-26	1926-27
Soap—continued						R	R	R	R	R
<i>Household and laundry soap in bars or tablets (XII. V.)—continued</i>	Cwts.	Cwts.	Cwts.	Cwts.	Cwts.					
China (exclusive of Hongkong and Macao)	1,188	1	..	82	..	25,380	25	..	480	6
Japan	250	185	3	12	7	4,080	5,722	214	814	303
Portuguese East Africa	46	4,900	..
Egypt†	—	3	—	116
United States of America— Via Atlantic Coast	37	26	15	100	35	1,978	1,335	1,146	5,665	2,313
.. Pacific	..	9	9	206	218
Other Foreign Countries	7	..	20	61	8	256	..	208	1,116	193
TOTAL FOREIGN COUNTRIES	2,492	584	364	1,521	2,688	67,614	19,040	13,055	45,023	69,657
<i>Share of Bengal</i>	10,374	16,068	19,527	27,472	33,225	4,33,279	5,85,309	7,29,386	9,31,414	11,45,768
.. Bombay	121,420	146,469	161,050	163,116	151,845	35,27,406	38,07,499	40,24,691	42,43,215	39,27,914
.. Sind	21,377	18,726	22,104	22,231	30,026	5,66,337	6,19,173	7,13,324	6,96,193	9,40,124
.. Madras	9,064	14,392	16,424	24,031	26,653	3,47,669	5,17,857	5,35,521	3,02,665	3,32,328
.. Burma	76,242	59,215	93,391	101,523	98,494	25,83,689	27,02,649	28,61,161	31,92,266	30,56,672
TOTAL	238,977	284,370	303,096	338,473	340,308	74,63,380	82,32,486	89,15,683	99,20,753	99,53,314
<i>Tellur Soap (XII. V.)—</i>	Cwts.	Cwts.	Cwts.	Cwts.	Cwts.					
United Kingdom	20,399	13,889	24,727	26,147	29,523	29,12,893	25,87,868	29,23,649	30,15,423	34,71,092
Aden and Dependencies	1	8	..	15	12	40	1,165
Mesopotamia	246	..	1	12,768	..	85	..	19
Ceylon	38	33	42	9	22	5,661	5,037	3,750	1,439	2,993
Straits Settlements (including Labuan)	15	14	11	2	3	3,121	1,342	2,341	880	529
Hongkong	14	15	14	15	22	2,518	2,309	2,200	2,560	3,299
Egypt†	49	2,911
Kenya Colony	..	15	2	4	3,047	110	182	45
Western Australia	2	276	..
South Australia (including Northern Territory)	..	3	1	172	409	61	..	305
Victoria	664	920	268	132	407	26,180	37,466	10,562	4,927	13,910
New South Wales	1	31	32	28	69	78
Queensland	1	58	17
Australian Commonwealth (Total)	664	923	269	135	408	26,383	37,967	10,641	5,330	14,310
Other British Possessions	3	1	..	44	5	441	93
TOTAL BRITISH EMPIRE	21,425	19,889	25,066	26,316	29,937	29,66,265	26,37,629	29,42,793	30,24,300	34,93,545
Sweden	126	2	..	5	4	3,591
Denmark	..	1	..	21	131	..	54	..	1,610	13,666
Germany	1,017	955	646	949	1,301	81,413	88,059	70,040	90,534	1,19,055
Netherlands	109	41	80	163	124	2,384	3,397	3,806	3,120	9,931
Belgium	66	194	49	30	380	6,407	13,829	5,971	1,690	4,576
France	18	136	303	457	689	5,571	14,057	25,034	37,022	71,593
Italy	109	323	524	176	68	13,299	29,582	37,734	13,174	5,431
Austria	433	310	1,165	1,059	1,068	56,556	65,547	85,264	86,864	87,723
Czechoslovakia	21	12	39	1,643	756	4,295
Java	..	33	13	13	63	..	6,600	2,775	2,360	4,198
China (exclusive of Hongkong and Macao)	9	1	..	21	2	1,315	130	146	2,558	292
Japan	355	99	104	127	143	23,566	7,776	7,300	5,857	9,581
Egypt†	4	912	..	40
United States of America— Via Atlantic Coast	1,733	2,284	3,435	6,299	3,958	3,03,064	3,32,037	3,36,815	5,33,622	3,38,701
.. Pacific	7	18	12	7	2	1,328	1,935	569	638	415
Other Foreign Countries	30	1	14	351	77	35
TOTAL FOREIGN COUNTRIES	3,893	4,927	6,409	9,333	13,045	5,03,548	6,14,773	5,82,217	7,84,139	11,69,751

† Shown as a Foreign Country from 1923-24.

No. 13—continued

ARTICLES, AND COUNTRIES OF CONSIGNMENT; ALSO SHARE OF EACH PROVINCE	QUANTITY					VALUE				
	1922-23	1923-24	1924-25	1925-26	1926-27	1922-23	1923-24	1924-25	1925-26	1926-27
Soap—continued										
<i>Toilet Soap (III. V)—contd.</i>	<i>Cwts.</i>	<i>Cwts.</i>	<i>Cwts.</i>	<i>Cwts.</i>	<i>Cwts.</i>	<i>R</i>	<i>R</i>	<i>R</i>	<i>R</i>	<i>R</i>
Share of Bengal	4,959	6,033	7,222	10,302	12,784	5,85,938	3,15,713	3,25,520	10,16,525	12,35,469
" Bombay	10,943	9,005	10,200	12,338	14,150	15,52,669	11,87,611	11,47,044	12,59,589	16,06,610
" Sind	3,790	3,702	4,930	3,841	4,217	5,05,996	4,13,230	5,16,905	4,10,737	4,73,414
" Madras	4,132	4,719	5,415	6,776	3,870	5,87,778	5,99,153	6,95,700	8,26,605	10,46,265
" Burma	1,490	1,957	3,000	2,432	2,981	2,30,434	2,33,706	3,27,431	2,32,632	2,95,532
TOTAL	25,323	24,816	31,475	35,649	43,032	24,69,803	32,52,402	35,25,010	38,10,430	46,63,206
<i>Other sorts (III. V)—</i>	<i>Cwts.</i>	<i>Cwts.</i>	<i>Cwts.</i>	<i>Cwts.</i>	<i>Cwts.</i>					
United Kingdom	7,162	8,037	25,804	31,108	15,017	4,34,153	4,03,025	7,53,312	7,04,247	4,51,008
Ceylon	11	15	7	0	7	947	1,112	944	1,025	783
Straits Settlements (including Labuan)	12	5	4	..	5	2,267	408	448	214	270
Kenya Colony	3	..	70	88	134	1,402
Other British Possessions	2	3	10	2	14	121	331	346	358	702
TOTAL BRITISH EMPIRE	7,187	8,060	25,918	31,211	16,113	4,37,486	4,05,776	7,58,138	7,05,978	4,54,240
Norway	75	1,804	..
Denmark	36	2,600
Germany	49	71	110	321	527	5,768	6,536	6,254	10,635	25,048
Netherlands	56	208	2,564	66	88	2,592	8,920	78,681
Belgium	9	59	22	308	3,037	980	40
France	60	241	284	128	481	2,011	8,419	9,618	4,100	18,068
Italy	136	..	48	166	..	4,759	..	1,988	4,875	..
Austria	1	11	20	8	51	86	948	2,127	454
French Somaliland	117	2,250
United States of America— <i>Via Atlantic Coast</i>	79	125	147	292	275	10,972	10,022	22,829	41,334	42,270
" <i>Pacific</i>	1	16
Other Foreign Countries	11	82	6	1	18	495	1,315	549	165	1,021
TOTAL FOREIGN COUNTRIES	329	479	716	1,322	4,022	22,502	36,002	47,660	84,049	1,65,423
Share of Bengal	2,784	3,778	21,367	25,530	12,201	1,21,095	2,10,491	2,24,078	5,74,706	3,06,227
" Bombay	2,248	2,297	3,121	3,720	3,379	1,58,522	91,896	1,07,611	1,26,305	1,26,740
" Sind	765	712	818	1,296	1,090	70,541	63,999	68,406	76,768	78,312
" Madras	393	495	573	543	703	17,271	18,926	21,247	20,681	27,273
" Burma	726	1,257	799	1,384	2,262	33,801	57,682	21,080	61,577	84,016
TOTAL	7,516	8,539	26,634	29,533	19,135	4,60,900	4,42,378	8,02,008	8,80,027	6,10,668
Total Soap—	Cwts.	Cwts.	Cwts.	Cwts.	Cwts.					
United Kingdom	262,661	308,126	350,465	390,828	378,738	1,03,06,035	1,11,27,386	1,24,30,540	1,35,07,068	1,27,10,886
Aden and Dependencies	26	127	79	135	37	814	2,110	2,106	3,956	1,616
Mesopotamia	248	968	3	10	1	12,348	20,182	122	160	72
Ceylon	357	170	93	62	73	12,295	9,436	5,445	4,682	5,407
Straits Settlements (including Labuan)	106	89	26	20	941	7,938	4,476	3,106	1,994	10,244
Hongkong	14	15	23	20	22	2,539	2,209	2,575	3,191	3,209
Egypt	185	8,216
Zanzibar and Pemba	62	20	1,528	..	40
Kenya Colony	15	6	7	70	..	3,047	223	326	1,422
Western Australia	2	276	..
South Australia (including Northern Territory)	1	3	1	202	469	61	..	206
Victoria	1,499	2,211	2,947	3,234	2,338	57,985	85,903	1,06,428	1,15,664	94,226
New South Wales	10	1	81	392	28	99	73
Queensland	1	58	17
Australian Commonwealth (Total)	1,500	2,224	2,948	3,237	2,339	58,212	86,764	1,08,512	1,16,067	94,626
Other British Possessions	1	6	10	4	56	171	210	614	320
TOTAL BRITISH EMPIRE	265,097	311,735	352,716	394,479	382,725	1,03,00,009	1,12,50,851	1,26,04,450	1,36,08,008	1,23,36,442

† Shown as a Foreign Country from 1923-24.

No. 13—continued

ARTICLES, AND COUNTRIES OF CONSIGNMENT; ALSO SHARE OF EACH PROVINCE	QUANTITY					VALUE				
	1922-23	1923-24	1924-25	1925-26	1926-27	1922-23	1923-24	1924-25	1925-26	1926-27
Soap—continued						R	R	R	R	R
<i>Total Soap—continued.</i>	<i>Cwts.</i>	<i>Cwts.</i>	<i>Cwts.</i>	<i>Cwts.</i>	<i>Cwts.</i>					
Sweden	126	2	..	10	13	3,604
Norway	76	1,829	..
Denmark	1	..	31	167	..	54	..	1,772	16,288
Germany	1,453	1,108	874	1,531	1,843	1,03,633	98,511	79,090	1,10,572	1,45,538
Netherlands	429	245	87	723	3,346	20,123	9,931	6,480	22,502	1,08,051
Belgium	153	203	161	81	388	9,496	14,105	12,852	3,304	929
France	216	431	661	1,251	2,890	11,438	24,007	37,356	59,277	1,25,115
Italy	322	343	635	373	323	19,833	30,175	41,370	13,322	11,517
Austria	438	311	1,179	1,104	1,068	56,607	65,533	86,547	90,290	88,272
Czechoslovakia	21	12	39	1,643	756	4,295
Java	53	18	20	71	2	6,600	2,779	2,426	4,643
China (exclusive of Hong-kong and Macao)	1,202	7	2	53	2	26,945	370	163	3,063	300
Japan	617	235	111	140	155	27,831	13,711	3,037	6,776	10,325
Egypt	3	4	116	912	..	40
Portuguese East Africa	47	50	4,975	5
French Somaliland	117	2,250
United States of America— Vid Atlantic Coast	1,854	2,435	3,647	6,691	9,268	3,15,414	4,03,344	3,60,800	5,80,571	8,33,287
“ Pacific “	7	27	21	7	3	1,328	2,191	787	638	431
Other Foreign Countries	7	26	50	43	13	264	901	1,104	876	340
TOTAL FOREIGN COUNTRIES	6,719	5,990	7,439	12,176	19,750	5,94,664	6,70,415	6,43,132	9,13,211	14,04,336
Share of Bengal	13,117	24,379	43,016	63,354	63,270	12,00,300	16,11,513	21,43,341	25,73,035	26,30,564
“ Bombay	135,211	157,771	165,031	179,074	168,904	52,45,657	50,37,009	52,39,316	56,64,009	56,31,234
“ Sind	26,432	22,540	27,361	27,413	35,333	11,43,374	10,96,391	12,03,134	11,92,997	14,94,339
“ Madras	13,539	20,106	22,417	31,400	36,231	9,52,713	11,35,945	13,03,063	16,45,951	19,56,374
“ Burma	73,467	93,429	97,330	105,409	103,737	22,52,624	29,98,403	32,09,792	35,32,526	34,33,229
TOTAL	271,316	317,725	361,205	406,655	402,475	1,13,94,673	1,19,27,266	1,32,47,591	1,46,11,219	1,52,41,278
Specimens illustrative of Natural Science (II. S)*										
United Kingdom	3,787	12,519	36,117	16,660	23,609
Other British Possessions	717	554	1,573	944	1,179
TOTAL BRITISH EMPIRE	9,504	13,073	37,695	17,604	24,788
Germany	2,526	3,391	1,026	5,038	3,371
Belgium	188
France	398	5,703
Java	4,609	57
Portuguese East Africa	5	1,125
United States of America— Vid Atlantic Coast	273	1,453	1,960	1,331	630
“ Pacific “	50
Other Foreign Countries	3	303	470	720
TOTAL FOREIGN COUNTRIES	2,804	10,859	3,351	7,237	10,479
Share of Bengal	1,544	6,299	2,799	2,713	3,733
“ Bombay	3,233	12,931	30,333	17,445	23,533
“ Sind	2,143	2,754	4,430	339	1,713
“ Madras	333	922	2,173	2,433	743
“ Burma	1,026	766	1,316	433
TOTAL	12,308	23,932	41,046	24,341	35,267

* Free of duty.
† Shown as a Foreign Country from 1923-24.

No. 13—continued

ARTICLES, AND COUNTRIES OF CONSIGNMENT; ALSO SHARE OF EACH PROVINCE	QUANTITY					VALUE				
	1922-23	1923-24	1924-25	1925-26	1926-27	1922-23	1923-24	1924-25	1925-26	1926-27
Spices—										
<i>Beleanuts (L. F.)—</i>										
United Kingdom	1	267	1,366	30	6,461	30,345
Ceylon	✓ 185,887	148,933	122,833	158,161	133,564	24,82,735	32,97,123	32,50,696	42,16,594	34,56,504
Straits Settlements (including Labuan)	966,939	1,207,187	1,020,813	1,106,619	1,045,561	1,27,42,951	1,67,65,767	1,57,52,537	2,09,72,846	2,14,30,326
Federated Malay States	178	37	149	406	436	3,147	627	2,827	9,557	9,778
Hongkong	2,429	1,535	1,131	899	1,002	14,002	19,389	15,894	6,392	10,416
Zanzibar and Pemba	1,593	2,444	1,403	31,845	60,793	37,983
Other British Possessions	6	25	..	28	13	160	558	..	1,060	375
TOTAL BRITISH EMPIRE	1,107,909	1,357,718	1,146,523	1,270,524	1,183,334	1,62,43,995	2,01,03,454	1,90,53,289	2,62,79,723	2,49,80,732
Germany	220	2,255	..
Sumatra	..	196	35	..	2,305	741
Java	950	1,503	26	237	361	11,534	23,438	308	5,873	9,403
Siam	191	1,323	352	50	128	2,566	26,642	5,227	887	2,607
Japan	10	389	78	584	998	125	9,323	1,310	14,746	19,075
Other Foreign Countries	17	2	1	56	1	285	50	20	1,061	30
TOTAL FOREIGN COUNTRIES	1,168	3,913	457	1,147	1,523	14,410	63,310	6,805	24,882	32,775
Share of Bengal	670,438	846,807	727,725	757,253	732,153	22,59,920	1,10,34,565	1,06,72,791	1,34,60,602	1,49,34,077
" Bombay	162,838	182,924	126,101	196,319	164,914	20,50,734	27,04,697	19,71,160	29,02,466	32,89,609
" Sind	1,538	2,801	2,327	3,136	2,264	26,162	42,931	37,630	52,169	59,762
" Madras	226,719	260,371	233,914	232,742	208,209	51,40,840	53,64,632	54,78,997	63,42,122	51,28,006
" Burma	57,497	69,323	54,692	32,216	77,372	7,30,749	10,18,955	8,92,716	13,10,691	15,02,009
TOTAL	1,109,077	1,361,631	1,146,980	1,271,071	1,184,917	1,62,58,405	2,01,65,778	1,90,60,154	2,63,08,606	2,50,15,467
<i>Cardamoms (L. F.)—</i>										
United Kingdom	10	82	8,040	11,576	..
Ceylon	✓ 1,851	120	184	169	..	2,24,677	16,041	38,336	52,400	228
Straits Settlements (including Labuan)	66	68	59	8	32	5,823	7,266	6,428	767	2,778
Hongkong	..	2	29	67	73	..	196	2,322	5,793	6,508
Zanzibar and Pemba	81	..	339	4,600	..	21,700
Egypt*	1	178
Other British Possessions	5
TOTAL BRITISH EMPIRE	1,918	190	363	276	444	2,30,678	22,927	55,907	70,541	31,214
Philippine Islands and Guam	85	7,699
Italy	36	1,666	..
China (exclusive of Hongkong and Macao)	171	392	724	774	992	16,696	39,179	80,447	76,996	85,867
Japan	..	83	9	9	9	..	8,638	983	1,000	686
Egypt*	2	88
TOTAL FOREIGN COUNTRIES	171	475	735	819	1,086	16,696	47,817	81,518	79,748	93,694
Share of Bengal	1	19	86	2,005	..
" Bombay	1,469	59	201	267	338	1,29,059	9,465	40,725	66,414	22,904
" Sind	10	2	9	1,500	472	2,900
" Madras	532	604	437	806	1,142	51,363	61,517	94,016	31,217	93,944
" Burma	28	8	..	3,447	608	..
TOTAL	2,089	685	1,096	1,095	1,590	2,45,374	71,444	1,26,225	1,50,204	1,24,908
<i>Gassts (L. F.)—</i>										
TOTAL BRITISH EMPIRE	1	8	1	27	109	241
China (exclusive of Hongkong and Macao)	170	..	29	71	..	5,278	..	580	930	..
Share of Bombay	71	930	..
" Sind	80	2,175
" Madras	91	..	29	3,103	..	680
" Burma	8	1	169	241
TOTAL	171	..	29	79	1	5,305	..	580	1,099	241

* Share of British Empire from 1922-24.

ARTICLES, AND COUNTRIES OF CONSIGNMENT; ALSO SHARE OF EACH PROVINCE	QUANTITY					VALUE				
	1922-23	1923-24	1924-25	1925-26	1926-27	1922-23	1923-24	1924-25	1925-26	1926-27
	Cwts.	Cwts.	Cwts.	Cwts.	Cwts.	R	R	R	R	R
Spices—continued										
Chillies (L. F.)—										
Aden and Dependencies	..	77	..	2	26	..	1,925	..	47	140
Ceylon	✓331	340	1,664	1,196	866	10,411	8,416	46,789	36,259	10,684
Straits Settlements (including Labuan)	328	18	67	—	38	8,977	402	2,184	18	2,708
Kenya Colony	83	42	105	2,100	780	2,750
Other British Possessions	4	4	46	12	1	100	126	707	306	28
TOTAL BRITISH EMPIRE	663	448	1,860	1,252	536	19,488	10,869	51,780	37,405	16,310
Portuguese East Africa	118	4	182	2,350	105	2,450
Other Foreign Countries	2	8	1	47	105	2	9	37
TOTAL FOREIGN COUNTRIES	120	7	182	..	1	2,397	210	2,452	9	37
Share of Bengal										
Bombay	118	94	262	56	155	2,362	2,373	5,282	1,116	3,398
Sind	3	..	1	81	..	37
Madras	2	349	1,630	1,049	343	68	8,427	47,449	30,705	10,808
Burma	334	12	37	147	38	9,116	277	1,420	6,276	2,704
TOTAL	783	455	1,992	1,252	537	21,885	11,070	51,232	37,414	16,347
Onnamon (L. F.)—										
Ceylon	✓94	43	60	71	274	6,253	1,944	2,688	3,356	10,160
Hongkong	2	1	1	1,280	167	178
Other British Possessions	2	2	7	..	30	563	640	334	124	763
TOTAL BRITISH EMPIRE	98	46	68	71	304	8,096	2,751	3,200	3,480	10,943
TOTAL FOREIGN COUNTRIES	20	18	344
Share of Bengal										
Bombay	20	1,135	..	299
Sind	9	2,087
Madras	68	43	66	71	303	3,031	1,944	2,856	3,356	10,854
Burma	4	3	2	..	1	1,843	807	389	124	89
TOTAL	98	46	88	71	304	8,096	2,769	3,544	3,480	10,943
Gloves (L. F.)—										
United Kingdom	100	3,440	3,480	4,405	5,764	2,247	50,320	1,19,899	63,678	62,263
Aden and Dependencies	397	153	..	192	..	30,254	7,489	..	12,400	..
Mesopotamia	23	1,380	..
Ceylon	77	255	94	6	35	5,966	17,332	6,224	330	1,901
Straits Settlements (including Labuan)	..	327	6	8	860	7	21,601	1,734	1,353	36,402
Transvaal	77	4,900	..
Zanzibar and Pemba	107,142	54,927	85,124	91,295	33,357	67,51,958	40,36,938	56,78,563	53,10,273	81,41,103
Kenya Colony	66	82	646	108	456	3,960	8,006	45,019	6,877	27,950
Tanganyika Territory	56	3,600
Other British Possessions	1	60	..	4
TOTAL BRITISH EMPIRE	107,788	59,184	89,359	96,117	60,528	67,94,452	41,41,626	58,46,443	59,01,191	82,73,210
Germany	296	981	2,513	6,290	5,840	6,023	16,350	31,084	62,092	34,984
France	226	718	14,870	44,396
Netherlands	117	1,337	1,514	624	..	2,360	17,060	18,236	7,133	..
Belgium	406	3,200
Italy	268	396	220	3,798	4,176	16,300
Morocco Territory and Trucial Oman	95	1,320	..
United States of America—Via Atlantic Coast	897	919	6,129	1,952	3,864	19,255	15,589	84,859	17,450	39,850
Hawaii	348	16,700
Other Foreign Countries	..	7	30	1	215	816
TOTAL FOREIGN COUNTRIES	1,310	3,244	10,830	9,533	11,020	27,639	49,214	1,41,177	1,07,037	1,54,048
Share of Bengal										
Bombay	9,526	5,236	8,511	8,874	7,551	9,24,731	4,93,910	6,94,787	6,40,016	4,85,541
Sind	30	..	27	21	25	1,576	..	1,957	1,298	1,765
Madras	121	1,543	128	6	66	8,883	84,892	9,434	330	3,759
Burma	1	1	..	64	1	6	531	4
TOTAL	109,093	62,426	100,189	1,05,706	71,546	68,22,091	41,90,900	59,87,620	60,03,228	34,27,267

No. 13—continued

ARTICLE, AND COUNTRIES OF CONSIGNMENT; ALSO SHARE OF EACH PROVINCE	QUANTITY					VALUE				
	1922-23	1923-24	1924-25	1925-26	1926-27	1922-23	1923-24	1924-25	1925-26	1926-27
Spices—continued						R	R	R	R	R
Ginger (L. F.)—	Cwts.	Cwts.	Cwts.	Cwts.	Cwts.					
United Kingdom	2	27	101	173	1,546	3,520
Ceylon	6	18	89	..	1	226	4.5	3,323	24	8
Straits Settlements (including Labuan)	714	..	97	6	219	20,025	..	4,791	176	9,07
Hongkong	123	1,051	687	747	30	6,537	32,039	29,667	37,063	1,01
Natal	118	115	2,025	1,67
Other British Possessions	..	49	784	..	8	..
TOTAL BRITISH EMPIRE	843	1,118	1,075	893	466	27,638	34,128	37,774	31,732	15,92
China (exclusive of Hongkong and Macao)	..	821	568	185	22,300	26,221	4,280	..
Japan	8,441	11,971	7,812	5,461	1,456	2,24,952	4,10,836	3,27,750	2,40,534	53,63
Other Foreign Countries	6
TOTAL FOREIGN COUNTRIES	8,441	12,792	7,860	5,646	1,456	2,24,952	4,39,202	3,53,980	2,44,814	53,63
Share of Bengal	3,728	5,046	2,525	1,938	256	99,646	1,66,443	89,610	73,854	12,36
Bombay	5,606	3,797	6,322	4,600	1,445	1,51,357	3,11,757	2,99,642	2,02,492	62,51
Sind	9	805
Madras	49	66	35	..	1	1,891	3,009	2,067	24	11
Burma	1	2	2	6	219	46	96	24	175	9,07
TOTAL	9,284	13,910	8,955	6,544	1,922	2,52,640	4,73,830	3,91,754	2,76,546	74,55
Nutmegs (L. F.)—	Cwts.	Cwts.	Cwts.	Cwts.	Cwts.					
Aden and Dependences	24	1,100
Ceylon	357	375	423	349	423	15,484	11,004	13,950	14,273	16,61
Straits Settlements (including Labuan)	9,694	9,876	9,997	16,782	3,356	2,48,927	3,40,989	2,99,725	5,06,456	6,59,70
Zanzibar and Pemba	6	440	900	26,400	..
Other British Possessions	4	16	197	1,72
TOTAL BRITISH EMPIRE	10,051	10,251	10,450	17,575	3,830	2,64,311	3,52,038	4,15,075	5,49,325	6,78,03
China (exclusive of Hongkong and Macao)	..	32	77	..	24	..	1,810	5,388	..	2,41
Japan	46	52	43	3,200	2,105	2,651
Other Foreign Countries	3	3	..	374	..	1
TOTAL FOREIGN COUNTRIES	..	32	121	52	67	3	1,810	8,057	2,105	5,061
Share of Bengal	3,275	3,016	1,374	2,013	2,552	1,22,782	1,02,773	74,936	1,36,611	1,67,991
Bombay	4,985	5,219	6,706	5,467	4,097	1,81,907	1,92,826	2,37,528	3,06,178	3,60,051
Sind	23	13	17	64	68	1,123	350	715	4,176	4,167
Madras	760	976	782	2,015	1,082	22,327	30,378	29,228	59,876	71,328
Burma	1,075	1,059	1,202	1,165	1,098	30,166	27,977	31,670	46,612	49,968
TOTAL	10,051	10,283	10,581	17,627	3,807	3,64,314	3,53,808	4,24,032	5,51,430	6,83,098
Pepper (L. F.)—	Cwts.	Cwts.	Cwts.	Cwts.	Cwts.					
United Kingdom	85	..	10	3	1,404	2,041	22	285	373	92,674
Ceylon	72	83	173	485	4,614	2,411	2,215	4,631	13,704	1,44,938
Straits Settlements (including Labuan)	3,978	10,100	6,465	4,510	31,525	3,76,304	4,03,633	2,93,162	2,14,717	12,18,519
Zanzibar and Pemba	133	45	81	101	90	10,154	4,250	7,230	6,159	5,574
Nyasaland Protectorate	15	1,280
Other British Possessions	81	11	15	1,086
TOTAL BRITISH EMPIRE	9,278	10,237	6,729	5,049	37,799	3,91,821	4,10,135	3,06,248	2,37,023	14,04,071
Java	4	39	104	2,119	..	9	..
Siam	165	1,713	6,200	3	1,99,440
United States of America Via Atlantic Coast	7	5	3	26	11	345	192
Other Foreign Countries	7	1,713	6,307	2,145	11	357	1,00,532
TOTAL FOREIGN COUNTRIES	169	39	..	7	1,713	6,307	2,145	11	357	1,00,532
Share of Bengal	4,229	6,015	3,590	2,603	21,361	1,77,671	2,50,765	1,77,998	1,18,540	5,22,319
Bombay	3,174	1,401	1,725	1,651	12,430	1,64,122	75,320	83,411	47,291	3,46,116
Sind	5	55	3	39	54	177	1,483	69	1,157	..32
Madras	1,465	2,190	1,120	423	4,666	47,522	63,923	32,885	13,288	1,70,511
Burma	568	615	291	426	517	13,636	20,729	11,043	17,004	21,737
TOTAL	9,442	10,273	6,729	5,056	39,517	3,98,128	4,12,280	3,05,979	2,37,240	15,78,713

GENERAL IMPORTS

(444)

No 13—continued

ARTICLES, AND COUNTRIES OF CONSIGNMENT; ALSO SHARE OF EACH PROVINCE	QUANTITY					VALUE				
	1922-23	1923-24	1924-25	1925-26	1926-27	1922-23	1923-24	1924-25	1925-26	1926-27
Spices—concluded										
<i>Other sorts (L. F)—</i>										
United Kingdom	Cwts. 7	Cwts. 1	Cwts. 3	Cwts. 11	Cwts. 4	956	75	285	1,793	696
Ceylon	32	36	41	61	79	2,780	2,878	3,269	4,000	5,081
Straits Settlements (including Labuan)	2,063	2,543	2,063	1,892	1,896	1,32,478	1,69,776	2,02,500	1,96,527	2,82,908
Hongkong	173	206	584	5	91	4,258	5,594	12,444	765	3,785
Zanzibar and Pemba	51	1	1	1,107	60	70
Other British Possessions	2	35	55	3	30	70
TOTAL BRITISH EMPIRE	3,175	2,790	2,742	1,960	2,073	1,40,507	1,78,378	2,19,608	2,03,175	2,92,588
Franco	87	1,760
Persia	1	2	55	45	75	..	30	1,033
Java	156	24	4,831	2,078
China (exclusive of Hongkong and Macao)	31	40	394	..	11	698	2,004	9,518	..	1,962
Japan	474	483	190	931	275	12,292	13,571	5,328	27,826	8,413
Other Foreign Countries	1	4	2	37	6	..	777	29
TOTAL FOREIGN COUNTRIES	663	554	671	935	343	17,903	17,734	16,606	28,633	11,457
<i>Share of Bengal</i>	<i>1,758</i>	<i>396</i>	<i>202</i>	<i>387</i>	<i>245</i>	<i>34,795</i>	<i>24,342</i>	<i>23,918</i>	<i>31,892</i>	<i>47,991</i>
.. Bombay	1,677	1,931	2,672	2,097	1,707	96,035	1,26,674	1,65,982	1,46,315	1,86,377
.. Sind	4	2	7	270	135	..	40	205
.. Madras	327	310	296	241	254	31,644	33,508	29,533	34,234	43,438
.. Burma	78	155	243	170	203	5,668	12,453	16,731	13,777	21,034
TOTAL	3,838	3,344	3,413	2,895	2,416	1,58,410	1,96,112	2,36,214	2,31,808	3,04,045
Total Spices—										
United Kingdom	Cwts. 195	Cwts. 3,443	Cwts. 3,554	Cwts. 4,757	Cwts. 8,739	6,217	50,472	1,24,322	55,753	1,69,234
Aden and Dependencies	397	256	24	194	36	30,289	9,972	1,103	12,447	455
Mesopotamia	7	..	7	23	4	187	..	177	1,330	230
Ceylon	138,177	150,211	125,561	160,443	1,39,391	37,51,943	38,57,488	33,69,206	43,40,939	36,46,192
Straits Settlements (including Labuan)	992,685	1,230,135	1,039,574	1,132,023	1,068,518	1,36,36,882	1,77,30,183	1,66,63,385	2,18,95,218	2,36,44,034
Federated Malay States	173	37	149	410	522	3,153	647	2,891	8,734	11,479
Hongkong	2,728	2,795	2,635	1,218	1,196	26,137	58,275	60,936	40,908	27,701
Natal	2	..	129	115	..	70	..	2,640	1,394
Transvaal	77	4,900	..
Zanzibar and Pemba	107,280	54,972	86,936	94,284	55,189	67,62,112	40,41,188	67,16,706	59,11,835	32,06,435
Kenya Colony	66	94	729	150	562	3,960	8,106	47,119	7,657	39,755
Tanganyika Territory	56	3,600
Nyasaland Protectorate	15	1,220
Other British Possessions	1	37	..	17	..	133	680	..	453	..
TOTAL BRITISH EMPIRE	1,241,714	1,441,982	1,259,169	1,393,730	1,294,345	2,42,21,063	2,52,57,081	2,69,87,944	3,23,12,784	3,07,63,279
Germany	296	981	2,513	6,510	5,840	6,023	16,350	31,034	64,347	36,984
Netherlands	119	1,337	1,514	673	..	2,412	17,000	18,236	7,973	..
Belgium	406	3,200
France	83	228	713	1,730	14,870	44,396
Italy	268	432	220	3,798	5,860	15,300
Mascat Territory and Trucial Oman	101	3	1	1,533	64
Persia	1	2	2	..	55	45	75	100	30	1,033
Sumatra	196	35	3	2,365	741
Java	1,110	1,568	43	237	362	16,469	27,701	899	5,891	9,440
Siam	356	1,323	352	50	123	8,766	26,643	5,223	890	2,575
Philippine Islands and Guam	85	7,639
China (exclusive of Hongkong and Macao)	372	1,285	1,792	1,030	1,032	20,672	65,353	1,22,194	32,208	89,952
Japan	8,926	12,931	7,685	7,087	2,311	2,37,403	4,48,386	3,38,530	2,86,331	91,167
Portuguese East Africa	113	4	132	2,350	105	2,450
United States of America— Via Atlantic Coast	897	919	6,133	1,952	5,577	19,255	15,590	85,039	17,450	1,49,290
Hawaii	343	16,700
Other Foreign Countries	17	10	2	12	..	185	341	101	1,142	4
TOTAL FOREIGN COUNTRIES	12,212	21,056	20,885	18,260	17,214	3,13,585	6,20,469	6,12,490	4,38,530	4,65,235
<i>Share of Bengal</i>	<i>693,360</i>	<i>866,314</i>	<i>744,449</i>	<i>773,397</i>	<i>764,563</i>	<i>96,30,919</i>	<i>1,20,64,733</i>	<i>1,17,36,336</i>	<i>1,44,62,956</i>	<i>1,55,19,179</i>
.. Bombay	269,122	256,325	237,572	307,325	249,093	87,12,413	70,34,311	31,36,077	1,00,34,322	74,19,456
.. Sind	1,701	2,873	2,395	3,300	2,419	35,069	45,371	42,905	68,762	63,554
.. Madras	239,175	267,452	233,968	243,363	216,025	53,06,494	56,52,730	67,27,013	55,64,763	55,42,896
.. Burma	59,578	71,174	56,670	84,145	79,449	3,49,753	10,30,355	9,59,949	15,99,946	16,36,760
TOTAL	1,253,926	1,463,038	1,280,054	1,411,990	1,311,559	2,45,34,648	2,58,77,550	2,66,00,334	3,28,01,294	3,12,23,564

No. 13—continued

ARTICLES, AND COUNTRIES OF CONSIGNMENT; ALSO SHARE OF EACH PROVINCE	QUANTITY					VALUE				
	1922-23	1923-24	1924-25	1925-26	1926-27	1922-23	1923-24	1924-25	1925-26	1926-27
Starch and Farina—										
<i>Starch (III. V) —</i>	Cwts.	Cwts.	Cwts.	Cwts.	Cwts.	R	R	R	R	R
United Kingdom	5,440	5,808	6,571	6,179	2,615	97,973	1,12,235	1,12,296	1,00,083	59,625
Aden and Dependencies	293	3,899
Straits Settlements (including Labuan)	99,826	84,262	99,845	86,410	11,850	11,69,174	9,65,211	11,54,809	9,19,795	1,17,041
Hongkong	1	..	270	126	..	31	..	3,045	1,400	..
Victoria	449	5,000
New South Wales	101	2,210
Australian Commonwealth (Total)	449	..	101	5,000	..	2,210
Other British Possessions	10	18	..	418	220	..
TOTAL BRITISH EMPIRE	105,277	90,363	106,935	92,750	14,566	12,67,596	10,81,345	12,82,450	10,31,393	1,78,876
Germany	1,100	2,825	2,754	3,719	2,815	23,485	37,240	52,182	48,374	27,831
Netherlands	3,226	5,709	8,471	7,483	6,404	49,771	78,228	1,23,064	1,51,553	1,00,430
Belgium	17,967	18,101	11,187	10,870	29,804	2,04,552	2,09,501	1,49,822	1,24,438	2,96,470
Italy	120	514	100	2,282	10,412	1,992	..
Java	740	9,080	..
Japan	2,086	2,493	2,386	2,133	237	51,608	39,433	32,160	26,048	2,178
Egypt*	550	7,187
Portuguese East Africa	600	5,074
United States of America— Via Atlantic Coast	11,831	5,547	21,028	51,332	41,599	1,47,435	67,856	2,91,286	5,09,511	4,25,854
Other Foreign Countries	36	20	1	74	..	500	305	31	750
TOTAL FOREIGN COUNTRIES	35,710	35,431	47,910	75,978	89,958	4,76,851	4,40,114	6,78,508	9,57,627	4,93,573
<i>Share of Bengal</i>	<i>14,435</i>	<i>12,150</i>	<i>12,608</i>	<i>22,599</i>	<i>45,073</i>	<i>1,66,567</i>	<i>1,44,913</i>	<i>1,72,417</i>	<i>2,63,609</i>	<i>1,89,332</i>
<i>Bombay</i>	<i>125,971</i>	<i>112,672</i>	<i>140,909</i>	<i>137,636</i>	<i>43,923</i>	<i>15,57,669</i>	<i>13,49,199</i>	<i>17,59,339</i>	<i>15,92,694</i>	<i>6,36,160</i>
<i>Sind</i>	<i>113</i>	<i>54</i>	<i>368</i>	<i>239</i>	<i>496</i>	<i>5,169</i>	<i>2,224</i>	<i>6,329</i>	<i>6,908</i>	<i>10,313</i>
<i>Madras</i>	<i>88</i>	<i>125</i>	<i>440</i>	<i>733</i>	<i>823</i>	<i>3,243</i>	<i>3,744</i>	<i>6,403</i>	<i>19,660</i>	<i>12,031</i>
<i>Burma</i>	<i>330</i>	<i>763</i>	<i>520</i>	<i>434</i>	<i>329</i>	<i>11,099</i>	<i>21,333</i>	<i>11,870</i>	<i>5,323</i>	<i>3,719</i>
TOTAL	140,987	125,794	154,845	168,728	95,519	17,44,447	15,21,459	19,58,958	19,89,025	10,42,443
Farina and Potato flour <i>(III. V) —</i>	Cwts.	Cwts.	Cwts.	Cwts.	Cwts.					
United Kingdom	831	879	2,265	2,037	813	17,365	11,637	35,098	23,654	10,500
Aden and Dependencies	176	1,990
Ceylon	2	30	..
Straits Settlements (including Labuan)	2,591	1,448	29,472	17,118	..
TOTAL BRITISH EMPIRE	831	1,055	4,856	3,487	813	17,365	13,627	64,566	50,802	10,500
Germany	11,974	6,303	7,503	17,138	18,995	2,87,645	75,126	1,10,181	2,42,461	2,12,492
Netherlands	29,847	34,153	50,837	37,137	51,992	4,44,690	4,17,362	7,60,653	5,15,248	6,10,390
Belgium	2,500	1,044	236	1,985	2,643	36,001	12,549	3,005	15,177	29,866
Poland	200	1,949	..
Italy	102	200	2,055	1,641
Japan	100	2,765
Portuguese East Africa	89	..	1	1,201	..	14
United States of America— Via Atlantic Coast	50	93	518	690	1,413	5,636	..
TOTAL FOREIGN COUNTRIES	44,321	41,650	58,768	56,780	73,881	7,18,335	5,08,492	8,77,038	7,82,512	8,68,323
<i>Share of Bengal</i>	<i>141</i>	<i>379</i>	<i>1,084</i>	<i>895</i>	<i>929</i>	<i>2,138</i>	<i>4,223</i>	<i>14,664</i>	<i>16,246</i>	<i>11,670</i>
<i>Bombay</i>	<i>44,373</i>	<i>41,995</i>	<i>61,230</i>	<i>56,938</i>	<i>71,931</i>	<i>7,39,091</i>	<i>4,99,314</i>	<i>9,06,309</i>	<i>7,93,698</i>	<i>6,41,905</i>
<i>Sind</i>	<i>..</i>	<i>..</i>	<i>62</i>	<i>38</i>	<i>..</i>	<i>..</i>	<i>..</i>	<i>987</i>	<i>1,308</i>	<i>..</i>
<i>Madras</i>	<i>138</i>	<i>1,229</i>	<i>1,079</i>	<i>1,920</i>	<i>1,064</i>	<i>3,422</i>	<i>15,857</i>	<i>16,324</i>	<i>13,824</i>	<i>19,019</i>
<i>Burma</i>	<i>..</i>	<i>100</i>	<i>159</i>	<i>656</i>	<i>690</i>	<i>..</i>	<i>2,765</i>	<i>2,373</i>	<i>8,611</i>	<i>5,329</i>
TOTAL	45,152	42,705	63,614	59,667	74,644	7,85,701	5,22,169	9,41,646	8,38,314	8,78,823
Total Starch and Farina—	Cwts.	Cwts.	Cwts.	Cwts.	Cwts.					
United Kingdom	6,271	6,687	8,836	8,215	3,428	1,15,338	1,23,922	1,54,989	1,43,637	70,125
Aden and Dependencies	469	5,889
Straits Settlements (including Labuan)	99,826	84,262	102,226	87,867	11,850	11,69,174	9,65,211	11,83,661	9,26,913	1,17,641
Hongkong	1	..	270	126	..	31	..	3,045	1,400	..
Victoria	449	5,000
New South Wales	101	2,210
Australian Commonwealth (Total)	449	..	101	5,000	..	2,210
Other British Possessions	10	18	..	418	250	..
TOTAL BRITISH EMPIRE	106,108	91,418	111,791	96,237	15,379	12,84,961	10,95,022	13,47,015	10,82,200	1,86,376

* Shown as a Foreign Country from 1923-24.

GENERAL IMPORTS

(446)

No. 13—continued

ARTICLES, AND COUNTRIES OF CONSIGNMENT; ALSO SHARE OF EACH PROVINCE	QUANTITY					VALUE				
	1922-23	1923-24	1924-25	1925-26	1926-27	1922-23	1923-24	1924-25	1925-26	1926-27
Starch and Farina—continued.						R	R	R	R	R
<i>Total Starch and Farina—continued</i>	Cwts.	Cwts.	Cwts.	Cwts.	Cwts.					
Poland (including Dantzic)	200	1,940	..
Germany	13,074	9,128	11,257	20,857	21,810	2,61,130	1,12,366	1,62,333	2,90,735	2,40,373
Netherlands	33,073	39,802	59,308	44,820	58,396	4,94,461	4,95,590	8,93,717	6,66,496	7,28,820
Belgium	20,467	19,145	11,423	11,555	32,447	2,40,553	2,22,050	1,63,427	1,39,615	3,23,356
Italy	120	514	202	200	..	2,282	10,412	4,047	1,641
Java	36	..	740	500	..	9,080	..
Japan	2,086	2,593	2,386	2,133	287	51,608	42,193	32,160	26,048	3,173
Egypt*	559	7,187
Portuguese East Africa	600	89	..	1	..	5,074	1,261	..	14
United States of America—										
Via Atlantic Coast	11,331	5,597	21,121	51,850	41,569	1,47,435	68,546	2,92,699	6,02,147	4,25,864
Other Foreign Countries	20	1	74	395	31	759
TOTAL FOREIGN COUNTRIES	80,031	77,081	106,668	132,153	154,784	11,95,187	9,48,606	16,58,591	17,40,139	17,26,896
<i>Share of Bengal</i>	<i>14,636</i>	<i>12,669</i>	<i>13,692</i>	<i>30,485</i>	<i>46,007</i>	<i>1,68,355</i>	<i>1,49,141</i>	<i>1,38,072</i>	<i>3,84,806</i>	<i>5,01,532</i>
" <i>Bombay</i>	<i>170,344</i>	<i>153,673</i>	<i>203,139</i>	<i>194,584</i>	<i>120,904</i>	<i>22,37,760</i>	<i>13,43,504</i>	<i>26,65,943</i>	<i>23,36,102</i>	<i>13,63,165</i>
" <i>Sind</i>	<i>113</i>	<i>54</i>	<i>430</i>	<i>323</i>	<i>408</i>	<i>5,169</i>	<i>2,224</i>	<i>9,316</i>	<i>3,211</i>	<i>10,513</i>
" <i>Madras</i>	<i>226</i>	<i>1,345</i>	<i>1,619</i>	<i>1,503</i>	<i>1,927</i>	<i>6,665</i>	<i>19,611</i>	<i>22,727</i>	<i>26,234</i>	<i>24,100</i>
" <i>Burma</i>	<i>330</i>	<i>363</i>	<i>679</i>	<i>1,090</i>	<i>919</i>	<i>11,699</i>	<i>24,143</i>	<i>14,043</i>	<i>16,936</i>	<i>11,941</i>
TOTAL	186,130	168,499	218,459	228,395	170,163	24,30,143	20,43,623	29,00,606	28,22,330	19,16,271
Stationery (excluding paper)—		Dozens	Dozens	Dozens	Dozens					
<i>Pencils (excluding slate pencils) (L.I.M.) (a)—</i>										
United Kingdom	218,659	314,923	228,991	202,336	..	1,67,798	2,17,203	1,41,513	1,30,608
Other British Possessions	56	156	118	607	..	82	97	159	401
TOTAL BRITISH EMPIRE	..	218,715	315,079	229,109	202,943	..	1,67,880	2,17,300	1,41,672	1,31,009
Germany	1,867,658	1,278,463	1,478,076	983,795	..	4,41,169	4,51,923	4,09,890	3,16,300
Netherlands	6,668	151	120	3,079	123	36
Belgium	6,521	10	..	6,036	..	1,708	5	..	1,671
France	602	258	510	7,469	..	985	85	452	1,539
Switzerland	18,114	300	7,581	318	..
Italy	51,011	6,299	53,031	9,034	..	13,660	1,981	12,260	2,004
Austria	711,648	151,834	101,247	30,823	..	1,47,967	37,498	23,712	7,437
Czechoslovakia	13,912	372	17,952	3,000	..	4,204	605	13,727	4,452
Japan	533,103	756,334	1,413,953	981,339	..	1,14,895	1,16,487	1,63,795	1,06,909
United States of America—										
Via Atlantic Coast	94,532	165,099	229,305	44,346	..	40,365	34,901	91,213	24,255
Other Foreign Countries	1,238	353	18	16	..	379	292	8	34
TOTAL FOREIGN COUNTRIES	..	2,830,275	2,403,894	3,294,543	2,072,083	..	7,65,232	7,04,436	7,20,503	4,65,649
<i>Share of Bengal</i>	<i>..</i>	<i>303,922</i>	<i>791,624</i>	<i>1,341,310</i>	<i>656,304</i>	<i>..</i>	<i>1,34,625</i>	<i>1,34,937</i>	<i>2,58,315</i>	<i>1,05,923</i>
" <i>Bombay</i>	<i>..</i>	<i>1,332,300</i>	<i>353,435</i>	<i>924,226</i>	<i>575,495</i>	<i>..</i>	<i>3,93,151</i>	<i>2,32,464</i>	<i>2,30,079</i>	<i>1,31,233</i>
" <i>Sind</i>	<i>..</i>	<i>399,507</i>	<i>234,676</i>	<i>472,304</i>	<i>340,376</i>	<i>..</i>	<i>1,42,313</i>	<i>1,42,053</i>	<i>1,30,243</i>	<i>1,21,621</i>
" <i>Madras</i>	<i>..</i>	<i>276,602</i>	<i>333,910</i>	<i>439,996</i>	<i>452,972</i>	<i>..</i>	<i>1,12,325</i>	<i>1,33,305</i>	<i>1,34,941</i>	<i>1,45,209</i>
" <i>Burma</i>	<i>..</i>	<i>137,159</i>	<i>406,333</i>	<i>295,921</i>	<i>249,469</i>	<i>..</i>	<i>95,393</i>	<i>1,63,922</i>	<i>1,03,095</i>	<i>92,567</i>
TOTAL	..	3,049,900	2,718,333	3,523,657	2,275,026	..	9,33,112	9,21,736	8,62,115	5,96,653

* Shown as a Foreign Country from 1923-24.
(a) Separately recorded from 1923-24.

No. 18—continued

ARTICLES, AND COUNTRIES OF CONSIGNMENT; ALSO SHARE OF EACH PROVINCE	QUANTITY					VALUE				
	1922-23	1923-24	1924-25	1925-26	1926-27	1922-23	1923-24	1924-25	1925-26	1926-27
Stationery (excluding paper) —continued						R	R	R	R	R
Other Sorts (III. M) (a)—										
United Kingdom	—	—	—	—	—	—	51,86,084	49,09,174	49,83,655	43,82,101
Aden and Dependencies	—	—	—	—	—	—	40	519	675	13,435
Ceylon	—	—	—	—	—	—	10,431	7,258	11,640	11,404
Straits Settlements (including Labuan)	—	—	—	—	—	—	10,473	19,882	16,079	19,231
Hongkong	—	—	—	—	—	—	0,053	7,025	7,773	11,691
Canada—										
<i>Vid Atlantic Coast</i>	—	—	—	—	—	—	1,333	659	2,782	1,254
South Australia (including Northern Territory)	—	—	—	—	—	—	65	3
Victoria	—	—	—	—	—	—	1,372	467	642	638
Tasmania	—	—	—	—	—	—	450	65	223	7
New South Wales	—	—	—	—	—	—	20,081	618	289	196
Queensland	—	—	—	—	—	—	11,935	..	33	194
<i>Australian Commonwealth (Total)</i>	—	—	—	—	—	—	33,993	1,163	1,167	1,035
Other British Possessions	—	—	—	—	—	—	964	1,068	2,742	2,012
TOTAL BRITISH EMPIRE	—	—	—	—	—	—	52,55,291	49,46,418	50,29,522	44,42,153
Sweden	—	—	—	—	—	—	13,450	49,274	62,982	1,13,070
Norway	—	—	—	—	—	—	58	75	980	1,854
Germany	—	—	—	—	—	—	17,24,310	12,35,078	21,24,096	21,76,978
Netherlands	—	—	—	—	—	—	25,712	11,968	16,471	12,229
Belgium	—	—	—	—	—	—	2,060	11,728	6,496	5,225
France	—	—	—	—	—	—	5,149	8,180	12,252	24,052
Switzerland	—	—	—	—	—	—	5,372	10,897	5,620	10,382
Italy	—	—	—	—	—	—	43,979	36,426	47,277	37,660
Austria	—	—	—	—	—	—	32,356	22,499	65,542	69,570
Czechoslovakia Serb-Croat Slovene State (Jugo- Slavia)	—	—	—	—	—	—	1,822	14,068	12,825	10,522
Other Native States in Arabia	—	—	—	—	—	—	1,125
Persia	—	—	—	—	—	—	9,364	6,870	8,062	1,225
Java	—	—	—	—	—	—	4,096	224	27	122
China (excludes of Hongkong and Macao)	—	—	—	—	—	—	6,268	2,922	12,270	12,224
Japan	—	—	—	—	—	—	2,02,267	2,66,538	2,55,756	2,20,267
Egypt*	—	—	—	—	—	—	1,031	968	95	13
United States of America— <i>Vid Atlantic Coast</i>	—	—	—	—	—	—	5,37,025	4,09,072	3,39,091	2,32,522
" Pacific "	—	—	—	—	—	—	1,267	94	1,168	2,220
Other Foreign Countries	—	—	—	—	—	—	1,244	1,214	822	1,152
TOTAL FOREIGN COUNTRIES	—	—	—	—	—	—	27,18,087	22,90,110	29,09,995	21,97,470
Share of Bengal—										
" Bombay	—	—	—	—	—	—	22,72,722	21,89,971	22,92,241	21,22,266
" Sind	—	—	—	—	—	—	26,69,781	20,21,298	22,24,791	20,01,337
" Madras	—	—	—	—	—	—	6,16,872	6,45,429	6,90,557	7,04,070
" Burma	—	—	—	—	—	—	2,44,981	5,65,418	11,27,272	19,44,237
"	—	—	—	—	—	—	4,72,978	4,22,208	6,22,553	7,19,522
Protected †	—	—	—	—	—	—	—	—	4,74,035	5,05,347
Not protected	—	—	—	—	—	—	—	—	75,54,460	67,94,276
TOTAL	—	—	—	—	—	—	79,73,222	72,26,522	80,28,515	75,99,922
Total Stationery (excluding paper)—										
United Kingdom	—	—	—	—	—	56,32,654	53,52,892	51,26,277	51,30,168	45,12,709
Aden and Dependencies	—	—	—	—	—	..	40	519	675	13,435
Mesopotamia	—	—	—	—	—	2,254	207	155	529	294
Ceylon	—	—	—	—	—	6,359	10,456	7,299	11,659	11,620
Straits Settlements (including Labuan)	—	—	—	—	—	14,270	16,505	19,638	16,212	19,502
Hongkong	—	—	—	—	—	10,691	6,078	7,025	7,773	11,691

(a) Separately recorded from 1923-24.
* Shown as a Foreign Country from 1923-24.
† Classified from October, 1925.

ARTICLES, AND COUNTRIES OF CONSIGNMENT; ALSO SHAPE OF EACH PROVINCE	QUANTITY					VALUE			
	1922-23	1923-24	1924-25	1925-26	1926-27	1922-23	1923-24	1924-25	1925-26
Stationery (excluding paper) —continued						R	R	R	R
<i>Total Stationery (excluding paper) —continued.</i>									
Egypt*	—	—	—	—	—	4,626	—	—	—
Natal	—	—	—	—	—	1,577	419	54	106
Kenya Colony	—	—	—	—	—	2,839	3	85	60
Canada—									
<i>Via Atlantic Coast</i>	—	—	—	—	—	872	1,333	639	2,782
" Pacific "	—	—	—	—	—	15
South Australia (including Northern Territory)	—	—	—	—	—	184	85	8	..
Victoria	—	—	—	—	—	13,681	1,372	467	642
Tasmania	—	—	—	—	—	1,172	450	65	223
New South Wales	—	—	—	—	—	58,356	20,031	618	259
Queensland	—	—	—	—	—	30,495	11,985	..	13
<i>Australian Commonwealth (Total)</i>	—	—	—	—	—	1,03,888	33,923	1,153	1,167
Other British Possessions	—	—	—	—	—	405	325	824	57
TOTAL BRITISH EMPIRE	—	—	—	—	—	57,80,920	54,23,171	51,63,718	51,71,194
Sweden	—	—	—	—	—	6,522	13,450	49,277	82,986
Norway	—	—	—	—	—	3,667	58	75	980
Germany	—	—	—	—	—	22,27,918	21,75,479	17,87,901	24,34,586
Netherlands	—	—	—	—	—	26,401	26,091	15,047	16,590
Belgium	—	—	—	—	—	8,328	4,688	11,743	6,496
France	—	—	—	—	—	19,231	5,534	8,264	18,705
Switzerland	—	—	—	—	—	5,669	5,378	17,978	5,938
Italy	—	—	—	—	—	50,374	57,639	38,407	59,537
Austria	—	—	—	—	—	90,375	1,30,323	59,997	89,254
Czechoslovakia	—	—	—	—	—	6,372	6,032	15,568	27,112
Serb-Croat, Slovene State (Jugo-Slavia)	—	—	—	—	—
Native States in Arabia other than Mascat Territory and Trucial Oman	—	—	—	—	—	10,537
Persia	—	—	—	—	—	..	9,354	6,570	8,062
Java	—	—	—	—	—	297	4,098	234	37
China (exclusive of Hongkong and Macao)	—	—	—	—	—	5,917	6,363	3,927	12,273
Japan	—	—	—	—	—	4,64,844	4,07,162	4,83,025	5,24,551
Egypt*	—	—	—	—	—	—	1,031	968	95
United States of America—									
<i>Via Atlantic Coast</i>	—	—	—	—	—	4,57,947	5,77,890	4,93,973	4,30,294
" Pacific "	—	—	—	—	—	3,434	1,357	94	1,163
Other Foreign Countries	—	—	—	—	—	808	1,344	1,498	823
TOTAL FOREIGN COUNTRIES	—	—	—	—	—	33,93,541	34,83,269	29,94,546	37,19,496
<i>Share of Bengal</i>	—	—	—	—	—	21,30,633	24,63,293	23,54,953	25,52,153
" Bombay "	—	—	—	—	—	45,33,949	40,58,333	33,63,666	35,14,370
" Sind "	—	—	—	—	—	6,32,696	7,53,085	7,32,437	8,30,305
" Madras "	—	—	—	—	—	10,31,259	10,57,808	10,03,733	12,72,314
" Burma "	—	—	—	—	—	7,40,924	5,53,374	6,47,430	7,30,643
TOTAL	—	—	—	—	—	91,74,461	89,06,440	81,58,264	88,90,690
Sticks and Whips (C.C. V)—									
United Kingdom	—	—	—	—	—	62,090	44,317	42,557	43,913
Straits Settlements (including Labuan)	—	—	—	—	—	2,180	1,642	458	2,854
Hongkong	—	—	—	—	—	155	1,258	22	355
Other British Possessions	—	—	—	—	—	560	497	1,090	735
TOTAL BRITISH EMPIRE	—	—	—	—	—	64,985	67,714	44,127	52,857

* Shown as a Foreign Country from 1923-24.

No. 13—continued

ARTICLES, AND COUNTRIES OF CONSIGNMENT; ALSO SHARE OF EACH PROVINCE	QUANTITY					VALUE				
	1922-23	1923-24	1924-25	1925-26	1926-27	1922-23	1923-24	1924-25	1925-26	1926-27
Socks and Whips (III. V)—continued										
Germany	—	—	—	—	—	21,212	50,378	58,376	2,15,010	1,70,528
Netherlands	—	—	—	—	—	185	8,788	..	3	3
France	—	—	—	—	—	294	1,0 8	602
Austria	—	—	—	—	—	214	1,372	629	596	328
China (exclusive of Hongkong and Macao)	—	—	—	—	—	3	3,210	1,147	231	674
Japan	—	—	—	—	—	7,403	10,904	8,437	3,371	2,754
Other Foreign Countries	—	—	—	—	—	217	1,565	2,415	318	341
TOTAL FOREIGN COUNTRIES	—	—	—	—	—	29,834	76,214	1,11,298	2,21,482	1,75,025
Share of Bengal										
.. Bombay	—	—	—	—	—	22,642	34,779	26,448	33, 523	30,248
.. Sind	—	—	—	—	—	42,510	36,318	31,816	63,224	58,137
.. Madras	—	—	—	—	—	17,064	41,493	22,005	1,46,900	90,927
.. Burma	—	—	—	—	—	2,949	4,679	4,395	13,478	14,612
TOTAL	—	—	—	—	—	85,164	1,23,269	1,55,664	2,74,861	2,13,924
Stone and Marble (II. B)—										
United Kingdom	355	157	112	2,406	2,560	79,674	49,019	48,187	2,12,660	2,51,520
Ceylon	267	733	164	2,003	4,8.1	874	18	114
Straits Settlements (including Labuan)	3	115	5	4	15	920	2,140	1,160	1,124	3,488
Hongkong	24	44	84	5	22	3,457	3,628	6,520	428	3,028
Egypt*	—	—	—	—	511	—	—	—	—
Mauritius and Dependencies	550	150	..	292	..	1,650	450	..	870
Other British Possessions	39	60	530
TOTAL BRITISH EMPIRE	649	1,638	466	2,415	2,889	84,625	61,298	57,901	2,14,460	2,59,342
Norway	892	40	50	2,11,525	11,022
Denmark	8	124	26	2,610	3,321	9,410
Germany	51	115	112	427	495	19,122	14,850	6,548	27,121	21,965
Belgium	358	68	18	167	256	37,673	19,174	12,217	14,921	24,109
France	15	20	14	1	240	2,848	6,244	2,928	417	9,330
Italy	991	1,700	1,534	1,492	2,295	1,02,645	2,98,945	2,42,217	2,52,712	2,82,255
Mascat Territory and Trucial Oman	246	119	310	454	477	3,550	1,473	9,346	5,788	6,668
Other Native States in Arabia	284	706	252	409	445	3,058	13,018	3,572	5,634	5,399
China (exclusive of Hongkong and Macao)	52	169	14	56	159	6,244	17,148	2,095	6,372	6,942
Japan	2	..	2	55	1	402	..	4,715	6,374	465
Egypt*	—	5	—	8,232
Italian East Africa (Somaliland and Eritrea)	40	38	46	1,530	347	695
United States of America: Via Atlantic Coast	7	7	1	4	5	2,421	7,128	1,046	2,167	4,339
Other Foreign Countries	1	1	1	..	3	471	480	214
TOTAL FOREIGN COUNTRIES	2,054	3,071	2,830	3,948	4,314	2,72,103	3,94,788	2,96,400	5,24,461	3,92,714
Share of Bengal										
.. Bombay	792	1,022	637	2,257	4,992	1,29,330	1,25,291	97,336	6,32,345	4,20,232
.. Sind	1,504	2,149	2,033	1,520	2,026	1,92,923	2,29,198	1,24,827	1,18,012	1,46,639
.. Madras	14	99	97	110	146	8,837	16,268	22,207	12,559	22,136
.. Burma	294	355	301	242	31	12,762	21,224	12,876	15,764	6,767
TOTAL	2,708	4,709	3,296	6,263	7,202	3,56,626	4,56,081	3,52,601	8,48,921	6,52,066

* Shown as Foreign Country from 1923-24.

GENERAL IMPORTS

(450)

No. 13—continued

ARTICLES, AND COUNTRIES OF CONSIGNMENT; ALSO SHARE OF EACH PROVINCE	QUANTITY					VALUE				
	1922-23	1923-24	1924-25	1925-26	1926-27	1922-23	1923-24	1924-25	1925-26	1926-27
Stones and Marble—continued										
<i>Articles of Stone and Marble (II. B)—</i>	Tons	Tons	Tons	Tons	Tons	R	R	R	R	R
United Kingdom	620	170	174	113	080	2,52,093	70,571	79,413	30,795	1,07,3
Mesopotamia	2	1,095
Straits Settlements (including Labuan)	8	7	21	12	5	2,275	2,544	3,737	3,116	2,1
Hongkong	6	..	5	7	..	1,028	141	616	855	6
Other British Possessions	101	27	553	19	508	..
TOTAL BRITISH EMPIRE	634	280	200	132	085	2,55,423	74,904	83,785	35,272	1,10,4
Germany	38	15	18	41	21	16,213	10,309	6,853	11,217	17,1
Netherlands	2	2,225	138
Belgium	10	12	4	5	21	12,324	8,197	4,503	3,555	9,1
France	6	8	250	2,824	6,1
Italy	137	77	49	570	478	1,04,475	23,071	13,367	34,306	79,1
China (exclusive of Hongkong and Macao)	11	16	35	13	4	8,759	9,710	6,695	1,882	1,1
Japan	3	1	..	3	19	8,328	2,686	300	1,124	2,1
Egypt †	2	3,152
United States of America: Vfd Atlantic Coast	1	25	1	..	4	1,669	3,992	1,055	1,334	5,1
Other Foreign Countries	24	2	..	170	75	601	1,711	..
TOTAL FOREIGN COUNTRIES	200	148	138	640	555	1,53,188	60,265	36,664	1,07,953	1,32,
<i>Share of Bengal</i>	43	67	49	153	604	71,026	14,247	19,433	41,637	69,
.. Bombay	329	165	201	418	321	2,00,727	35,649	76,749	69,917	60,
.. Sind	31	53	1	2	2	16,098	15,977	2,498	2,092	1,
.. Madras	332	110	2	29	11	1,06,306	4,072	2,428	10,332	11,
.. Burma	38	33	30	170	302	14,456	15,224	19,341	19,187	90,
TOTAL	834	428	333	772	1,240,	4,08,611	1,35,169	1,20,449	1,43,225	2,33,
Total, Stone and Marble—	Tons	Tons	Tons	Tons	Tons					
United Kingdom	975	327	287	2,519	3,240	3,31,667	1,19,590	1,27,600	3,43,655	3,50,
Mesopotamia	2	60	1,095
Ceylon	267	334	164	2,020	4,854	893	333	..
Straits Settlements (including Labuan).	11	122	26	16	20	3,195	4,684	4,897	4,250	6
Hongkong	30	44	39	12	22	4,485	3,769	7,146	1,283	3
Egypt †	511
Natal	5	3,232
Mauritius and Dependencies	550	150	..	292	..	1,650	450
Other British Possessions	39	10	560	..	191	..
TOTAL BRITISH EMPIRE	1,283	1,923	666	2,547	3,574	3,41,948	1,44,434	1,40,936	3,49,712	3,70
Norway	893	40	50	2,11,904	11
Denmark	8	124	26	2,610	3,321	9,410
Germany	89	130	130	468	516	35,335	25,159	13,401	38,338	46
Netherlands	2	2,223	133
Belgium	363	30	22	162	277	50,497	27,371	17,720	18,476	43
France	15	20	14	7	243	3,093	6,244	2,923	3,241	11
Italy	1,123	1,777	1,533	2,062	2,773	2,97,120	3,21,016	2,55,634	3,38,013	3,61

† Shown as a Foreign Country from 1923-24.

No. 13—continued

ARTICLES, AND COUNTRIES OF CONSIGNMENT; ALSO SHARE OF EACH PROVINCE	QUANTITY					VALUE				
	1922-23	1923-24	1924-25	1925-26	1926-27	1922-23	1923-24	1924-25	1925-26	1926-27
						R	R	R	R	R
Stones and Marble—concluded										
<i>Total Stone and Marble— continued</i>	Tons	Tons	Tons	Tons	Tons					
Mascat Territory and Trucial Oman	246	119	310	454	477	3,550	1,473	9,346	5,758	6,668
Other Native States in Arabia	284	706	259	409	445	3,058	13,018	3,730	5,634	5,399
China (exclusive of Hongkong and Macao)	63	185	49	69	63	15,008	26,658	8,790	8,251	8,768
Japan	5	1	2	58	20	9,230	2,684	5,015	7,498	3,384
Egypt†	—	—	2	—	—	—	—	2,152	—	—
Italian East Africa (Somali- land and Kiritres)	40	38	63	—	—	1,530	347	1,088	—	—
United States of America— Vid Atlantic Coast	8	32	2	4	9	4,090	11,120	2,101	2,501	9,460
Other Foreign Countries	—	—	1	2	1	170	75	611	1,822	214
TOTAL FOREIGN COUNTRIES	2,254	3,214	2,968	4,588	4,859	4,25,291	4,46,816	3,38,064	6,42,444	5,14,848
<i>Share of Bengal</i>	<i>841</i>	<i>1,160</i>	<i>638</i>	<i>4,010</i>	<i>4,696</i>	<i>2,00,408</i>	<i>1,49,538</i>	<i>1,10,794</i>	<i>8,74,042</i>	<i>4,90,017</i>
„ Bombay	1,333	2,314	2,234	3,048	2,257	3,92,819	3,14,847	2,61,378	1,97,969	3,08,298
„ Sind	95	162	98	112	148	24,933	22,245	24,702	14,681	24,392
„ Madras	632	965	303	271	42	1,19,068	25,896	16,301	80,098	17,563
„ Burma	136	546	368	694	1,200	22,972	62,784	64,377	49,378	1,46,725
TOTAL	3,537	5,187	3,629	7,185	8,443	7,67,239	5,91,250	4,74,050	9,92,166	8,85,122
Sugar—										
<i>Sugar, 16 Dutch standard and above (I. G) (a)—</i>	Tons	Tons	Tons	Tons	Tons					
United Kingdom	1,939	69	124	2,296	5,561	9,20,185	61,322	92,028	5,79,891	22,61,186
Ceylon	687	536	1,107	1,232	2,106	2,87,441	2,87,065	3,96,280	5,41,842	6,20,864
Straits Settlements (includ- ing Labuan)	2,638	2,918	2,940	2,189	1,121	9,59,009	12,28,700	10,96,865	6,49,159	3,00,290
Hongkong	4,413	5,661	2,526	2,177	2,919	17,90,645	22,86,543	10,15,005	6,82,462	6,09,750
Egypt†	1,014	—	—	—	—	4,55,082	—	—	—	—
Mauritius and Dependencies	31,414	1,300	182,938	19,098	83	1,01,52,810	6,22,567	8,63,84,785	68,85,350	21,245
Canada— Vid Atlantic Coast	—	—	—	—	4,650	—	—	—	—	11,05,400
British West India Islands	—	—	—	51	—	—	—	—	19,251	42
Other British Possessions	2	—	—	—	—	1,657	657	1,039	249	409
TOTAL BRITISH EMPIRE	42,102	10,484	189,635	27,094	16,440	1,45,66,179	44,87,754	3,69,85,447	71,48,748	39,15,168
Poland (including Dantzic)	680	—	—	—	2,287	2,40,410	—	—	—	5,86,358
Germany	3,995	75	—	166	1,289	27,17,024	23,715	492	48,359	3,61,259
Netherlands	2,906	—	6	278	1,632	12,61,268	832	2,862	70,132	3,27,877
Belgium	4,850	1,302	3,541	1,416	1,600	19,69,451	6,41,993	12,98,042	4,41,846	4,24,812
France	1,236	456	652	54	121	5,07,696	2,25,297	3,45,096	19,157	28,956
Italy	—	21	—	278	277	—	10,896	40	87,910	67,398
Austria	—	—	1	121	175	—	—	50	27,901	47,006
Hungary	—	—	1	125	584	—	—	611	26,500	1,68,421
Czechoslovakia	—	80	58	168	—	—	23,036	21,575	53,687	—
Syria	—	—	—	88	—	—	—	—	14,760	—
Mascat Territory and Tru- cial Oman	—	—	25	—	—	—	18	7,530	—	—
Sumatra	—	—	—	12	—	112	—	—	2,500	—
Java	371,124	368,181	480,173	656,116	611,423	12,20,71,727	12,05,98,400	14,93,40,528	17,40,23,464	13,65,26,364
Siam	—	—	9	—	8	68	103	3,700	156	3,198
China (exclusive of Hongkong and Macao)	18	146	108	40	148	7,835	60,587	53,666	11,474	20,684
Japan	121	46	—	30	31	49,281	14,010	30	6,170	7,844
Egypt†	—	696	187	277	—	—	2,90,950	88,416	55,431	—

† Shown as a Foreign Country from 1923-24.
(a) Includes "Beet Sugar" prior to 1923-24.

ARTICLES, AND COUNTRIES OF CONSIGNMENT; ALSO SHARE OF EACH PROVINCE	QUANTITY					VALUE				
	1922-23	1923-24	1924-25	1925-26	1926-27	1922-23	1923-24	1924-25	1925-26	1926-27
SUGAR—continued						R	R	R	R	R
<i>Sugar, 16 Dutch Standard and above (L. G.) (a)—continued</i>	Tons	Tons	Tons	Tons	Tons					
United States of America— Via Atlantic Coast . . .	10,205	36	..	1,900	11,622	39,84,759	9,618	26	4,18,718	25,98,508
" Pacific "	317	120
Other Foreign Countries	2	245	681	52
TOTAL FOREIGN COUNTRIES	400,135	370,991	484,762	661,074	681,185	13,38,70,778	13,19,20,143	15,12,60,713	13,58,16,862	14,01,80,325
Share of Bengal . . .	180,960	154,832	239,870	312,360	312,694	5,03,30,183	5,75,53,019	7,10,01,155	6,20,72,674	6,91,97,662
" Bombay . . .	182,022	106,978	163,030	159,984	95,912	5,07,55,983	3,52,38,797	4,93,51,365	3,42,27,672	1,95,42,731
" Sind . . .	96,375	39,101	167,464	155,175	163,919	3,44,77,254	3,10,20,207	5,08,98,274	3,19,08,098	3,42,60,309
" Madras . . .	9,472	9,757	29,179	26,473	46,541	39,17,922	42,31,163	1,06,30,360	65,73,133	1,18,82,790
" Burma . . .	23,408	20,807	25,104	34,176	38,569	84,06,615	82,64,711	83,56,016	76,84,055	92,16,951
TOTAL	442,237	381,475	624,447	688,168	647,635	14,84,36,957	13,63,57,897	19,02,46,160	14,24,65,605	14,41,07,493
<i>Sugar, 15 Dutch Standard and below (L. G.)—</i>	Tons	Tons	Tons	Tons	Tons					
United Kingdom . . .	3	..	44	26	2	1,578	448	15,586	8,858	1,378
Straits Settlements (including Labuan)	5	4	..	13	..	1,297	785	90
Tanganyika Territory . . .	20	4,654
Western Australia	5	3,760
Victoria	20	7,588
Australian Commonwealth (Total)	20	..	5	7,588	..	3,760
Other British Possessions . . .	9	2	..	1,234	58	12	454	35
TOTAL BRITISH EMPIRE	32	..	69	32	7	7,529	506	24,483	10,095	5,261
Germany . . .	3	8	5	1,526	4,404	4,526	15	..
Netherlands . . .	3	27	..	1	..	2,220	12,554	..	232	..
Java . . .	11	207	..	798	156	1,789	58,575	67	1,22,997	30,723
United States of America— Via Atlantic Coast . . .	90	125	580	151	3,255	26,089	37,344	1,80,307	44,891	8,03,856
Other Foreign Countries	845	273	511	70	..
TOTAL FOREIGN COUNTRIES	107	367	585	950	3,411	32,469	1,13,150	1,85,411	1,69,155	8,34,584
Share of Bengal . . .	80	257	159	401	40	16,726	73,394	51,520	71,163	11,736
" Bombay . . .	34	34	202	519	224	9,880	16,937	65,161	88,377	50,930
" Sind	3	947
" Madras . . .	45	76	290	61	3,154	13,392	24,425	92,257	13,530	7,37,039
" Burma	1	9	180	90
TOTAL	139	367	654	932	3,418	39,998	1,13,656	2,09,894	1,78,250	8,89,845
<i>Molasses (L. G.)—</i>	Tons	Tons	Tons	Tons	Tons					
Mauritius and Dependencies . . .	372	29,784
Other British Possessions	1	2	..	1	143	181	1,019	57	138
TOTAL BRITISH EMPIRE	372	1	2	..	1	29,927	181	1,019	57	138
Czechoslovakia	12	2,500	..
Java . . .	60,499	63,671	57,027	70,657	95,981	42,27,743	45,14,285	30,06,799	38,00,816	52,57,092
Japan	117	..	1	7,044	..
Other Foreign Countries	1	2	16	17	..
TOTAL FOREIGN COUNTRIES	60,499	63,671	57,027	70,786	95,981	42,27,745	45,14,287	30,06,815	38,10,377	52,57,092
Share of Bengal . . .	58,010	58,395	53,124	65,673	86,479	40,31,314	40,61,155	27,16,726	34,78,554	46,65,796
" Bombay . . .	952	104	224	138	1,119	66,010	6,543	18,625	10,646	68,579
" Sind . . .	874	1,321	302	1,750	1,360	75,093	96,345	56,139	93,735	83,665
" Madras . . .	250	2,230	874	2,470	4,558	25,023	2,27,995	87,736	1,78,689	2,95,164
" Burma . . .	786	1,531	1,905	350	2,476	60,232	1,21,630	1,29,612	61,470	1,46,036
TOTAL	60,871	63,672	57,029	70,786	95,982	42,57,672	45,14,468	30,07,334	38,10,484	52,57,230

(a) Includes "Beet sugar" prior to 1923-24.

No. 13—continued

ARTICLES, AND COUNTRIES OF CONSIGNMENT; ALSO SHARE OF EACH PROVINCE	QUANTITY					VALUE				
	1922-23	1923-24	1924-25	1925-26	1926-27	1922-23	1923-24	1924-25	1925-26	1926-27
						R	R	R	R	R
Sugar—continued										
<i>Confectionery (L. G.)—</i>	Tons	Tons	Tons	Tons	Tons					
United Kingdom	560	671	882	1,094	1,177	14,52,631	16,82,481	19,21,466	21,12,699	21,69,179
Mesopotamia	111	..	186	1,392	717
Ceylon	2	1	..	2	1	8,609	9,845	6,719	7,998	7,916
Straits Settlements (including Labuan)	1	12	..	3	2,307	7,788	8,695	1,890	8,527
Hongkong	12	1	308	718	816	5,710	698
Egypt*	1,143
Canada—										
<i>Via Atlantic Coast</i>	2	1,167	786	1,594
South Australia (including Northern Territory)	2,052	3
Victoria	3	4,508	568	176	1,854	739
New South Wales	45	7	41,452	12,869	14	4	45
Queensland	17
<i>Australian Commonwealth (Total)</i>	48	7	45,965	14,939	193	1,358	891
Other British Possessions	498	207	285	766	607
TOTAL BRITISH EMPIRE	610	690	894	1,108	1,184	15,11,459	17,15,708	19,29,487	21,28,799	21,65,134
Russia—										
Southern Russia	12	2,976
Denmark	114	18	1,795
Germany	2	3	2	6	439	5,625	5,777	8,986	10,298
Netherlands	11	12	25	26	5,599	95,682	28,842	36,659	54,670
Belgium	5	2	4	27	1,127	17,586	4,968	9,659	27,328
France	8	7	5	6	21	42,852	20,628	27,812	29,189	35,678
Portugal	1,016
Switzerland	16	47	60	89	110	36,074	1,10,906	1,10,817	1,12,248	2,00,239
Italy	6	5	7	9	5	25,999	32,547	32,967	39,378	23,438
Austria	1	..	15	468	649	8,580
Hungary	26	7,500
China (exclusive of Hongkong and Macao)	9	12	4	1	80	12,326	19,757	2,928	792
Japan	20	53	62	64	89	1,05,408	83,067	1,01,997	81,844	1,24,645
Egypt*	1	191	1,509	69	25
United States of America—										
<i>Via Atlantic Coast</i>	9	8	12	19	27	35,486	23,422	32,312	34,950	43,127
" Pacific "	6,114	572	258	872	520
Other Foreign Countries	283	479	428	641	528
TOTAL FOREIGN COUNTRIES	129	147	200	192	335	2,56,961	3,56,132	3,74,326	3,50,020	5,29,916
Share of Bengal	216	155	250	297	365	5,02,851	5,96,468	5,78,225	6,02,106	6,49,792
" <i>Bombay</i>	208	212	321	367	467	5,99,982	5,56,997	7,00,045	7,67,950	8,00,667
" <i>Sind</i>	164	198	272	278	289	4,24,142	4,45,975	6,68,664	5,71,782	5,65,950
" <i>Madras</i>	96	77	141	125	181	1,27,156	2,09,325	1,96,660	2,55,206	3,24,992
" <i>Burma</i>	55	91	110	223	217	1,12,706	2,82,054	2,69,728	3,06,676	3,74,879
TOTAL	739	827	1,094	1,300	1,519	17,68,419	20,70,840	23,13,813	24,84,719	27,15,090

* Shown as a Foreign Country from 1923-24.

GENERAL IMPORTS

(454)

No. 18—continued

TONS, AND COUNTRIES OF ORIGIN; ALSO NAME OF EACH PROVINCE	QUANTITY					VALUE				
	1922-23	1923-24	1924-25	1925-26	1926-27	1922-23	1923-24	1924-25	1925-26	1926-27
Sugar—continued										
Saccharin (L. G.)—	Lbs.	Lbs.	Lbs.	Lbs.	Lbs.	R	R	R	R	R
United Kingdom	7,234	4,109	184	187	206	35,838	17,665	6,381	10,274	9,447
Straits Settlements (including Labuan)	..	15	200	..	67	1,900
Other British Possessions	200	937	5	2	..	4
TOTAL BRITISH EMPIRE	7,434	4,124	184	187	406	36,775	17,737	6,383	10,274	11,351
Germany	58,046	15,316	1,436	7	2,150	2,16,738	48,844	3,942	9	6,850
Netherlands	9,269	8,056	10	34,101	25,242	50
France	6,762	3,801	1,009	29,380	13,209	2,720
Switzerland	16,319	2,600	500	..	700	61,814	8,930	1,700	..	3,236
Czechoslovakia	2,324	7,642
United States of America—										
Via Atlantic Coast	..	18	14	4	2,156	..	933	604	190	5,976
" Pacific "	100	472
Other Foreign Countries	4	20	28
TOTAL FOREIGN COUNTRIES	92,820	29,791	1,954	11	6,025	3,50,147	97,178	6,274	199	17,732
Share of Bengal	11,063	3,302	27	30	591	41,823	8,761	1,976	2,266	2,311
" Bombay	59,712	17,667	1,989	71	596	1,89,798	56,835	3,717	5,907	3,993
" Sind	24,160	3,295	..	2	5,117	93,732	30,961	304	317	15,316
" Madras	3,247	1,432	72	23	14	12,227	4,433	1,710	1,344	976
" Burma	11,078	4,219	..	22	203	49,642	13,935	..	639	987
TOTAL	100,254	33,915	2,083	148	6,431	3,86,922	1,14,015	12,607	10,478	29,083
White Sugar (L. G.) (a)—		Tons	Tons	Tons	Tons					
United Kingdom	—	..	19	3,972	3,670	—	..	5,284	8,37,790	7,32,315
Ceylon	—	13	—	6,122	15	45	..
Hongkong	—	45	—	9,000
Canada—										
Via Atlantic Coast	—	800	—	1,71,749
Other British Possessions	—	1	..	—	513	116	253	14
TOTAL BRITISH EMPIRE	—	13	19	3,973	4,515	—	6,635	5,415	8,38,088	9,13,578
Russia—										
Southern Russia	—	22,937	—	51,04,771
Poland (including Danzig)	—	..	79	..	16,088	—	..	21,307	..	34,21,717
Germany	—	5,024	21,727	1,373	47,948	—	19,30,474	61,14,517	3,10,734	1,07,00,787
Netherlands	—	281	139	487	2,088	—	95,226	42,320	1,08,919	4,44,075
Belgium	—	820	3,004	5,421	12,231	—	2,87,660	3,35,642	11,40,443	26,31,400
France	—	25	55	—	5,000	11,006
Italy	—	503	927	899	3,414	—	1,79,320	2,30,452	1,33,894	6,96,689
Hungary	—	..	1,525	..	1,970	—	..	4,82,380	..	4,28,078
Austria	—	6,269	1,447	1,831	9,637	—	26,19,325	4,34,752	3,91,593	19,29,423
Czechoslovakia	—	11,442	11,965	18,951	25,368	—	42,41,642	35,01,007	42,03,719	58,53,871
Serbo-Croat Slovene State (Jugo-Slavia)	—	235	..	—	76,665	..
Yugoslavia	—	20	—	7,960
China	—	122	—	13	24,500
Japan	—	—
United States of America—										
Via Atlantic Coast	—	632	—	12	1,42,021
Other Foreign Countries	—	—	235
TOTAL FOREIGN COUNTRIES	—	29,667	45,845	39,449	1,71,312	—	1,13,23,851	1,32,23,046	85,43,335	3,77,88,211
Share of Bengal	—	500	4,821	2,115	11,193	—	2,62,368	14,44,409	5,21,446	27,33,364
" Bombay	—	21,645	16,315	27,232	37,341	—	73,21,459	45,81,768	55,80,692	1,76,02,239
" Sind	—	7,622	23,531	13,323	76,838	—	32,64,766	71,57,012	32,16,372	1,21,59,523
" Madras	—	13	—	5,980
" Burma	—	..	197	197	605	—	423	59,233	67,913	1,47,134
TOTAL	—	29,667	45,845	39,422	1,75,327	—	1,13,34,936	1,32,33,461	95,66,423	3,87,01,769

(a) Separately recorded from 1923-24.

No. 13—continued

ARTICLES, AND COUNTRIES OF CONSIGNMENT; ALSO SHARE OF EACH PROVINCE	QUANTITY					VALUE				
	1922-23	1923-24	1924-25	1925-26	1926-27	1922-23	1923-24	1924-25	1925-26	1926-27
Sugar—continued						R	R	R	R	R
Total Sugar—	Tons	Tons	Tons	Tons	Tons					
United Kingdom	2,505	742	1,070	7,338	10,410	24,10,087	17,02,150	20,41,571	35,50,814	41,73,973
Mesopotamia	1	1	1	..	1	1,013	612	306	1,435	794
Ceylon	689	550	1,107	1,287	2,106	2,04,112	2,53,092	4,02,681	3,49,723	5,37,833
Straits Settlements (including Labuan)	2,033	2,919	2,057	2,193	1,124	9,61,423	12,34,844	11,04,525	6,51,602	3,05,001
Hongkong	4,413	5,661	2,526	2,139	2,965	17,90,351	22,87,261	10,14,821	6,32,172	7,09,243
Egypt†	1,014	4,54,225
Fanganyika Territory	20	4,654	60
Mauritius and Dependencies	31,794	1,300	132,988	19,098	83	1,01,84,521	6,22,567	3,32,84,805	48,65,374	21,243
Canada— Via Atlantic Coast	5,452	..	1	1,157	786	12,78,743
British West India Islands	52	10,534	42
Western Australia	5	3,760
South Australia (including Northern Territory)	2,032	3
Victoria	4	..	20	4,932	568	3,094	1,335	789
New South Wales	45	7	41,452	12,369	33	4	45
Queensland	17
Australian Commonwealth (Total)	49	7	30	..	5	46,384	14,925	3,130	1,359	801
Other British Possessions	1	1,098	306	828	905	1,117
TOTAL BRITISH EMPIRE	43,119	11,180	140,669	32,207	22,146	1,61,51,868	61,78,521	4,09,63,184	1,01,41,056	70,33,630
Russia— Southern Russia	22,949	51,07,747
Denmark	114	18	1,705
Poland (including Danzig)	680	..	79	..	12,375	2,40,410	..	21,607	..	40,06,105
Germany	9,024	5,116	21,735	1,541	49,244	39,30,527	20,23,063	61,29,254	3,03,103	1,10,32,146
Netherlands	2,913	322	167	786	3,756	13,03,188	1,69,536	73,924	2,15,092	3,26,372
Belgium	4,850	2,127	6,546	6,841	13,858	19,70,578	9,47,219	22,36,652	15,01,639	30,78,625
France	1,247	464	653	85	198	6,89,480	2,69,407	3,73,012	50,295	79,862
Portugal	1,016
Switzerland	23	43	60	59	110	97,338	1,10,923	1,12,017	1,12,243	2,02,475
Italy	6	529	934	1,136	3,696	23,344	2,22,763	3,13,198	3,10,277	7,37,505
Fiume	1,525	..	1,970	4,32,380	..	4,23,073
Austria	6,271	1,443	1,962	9,813	472	26,20,478	4,35,270	4,30,343	19,80,008
Hungary	11,442	11,991	19,076	25,952	..	42,41,642	35,09,112	42,30,219	60,22,292
Czechoslovakia	1	5,403	5,090	10,357	23,302	7,642	20,12,043	15,30,344	21,33,517	63,92,328
Serb-Croat Slovene State (Jugo-Slavia)	235	76,666	..
Syria	33	14,759	..
Mascat Territory and Trucial Oman	25	123	137	7,539	103	299
Persia	20	106	80	29	122	3,249
Sumatra	12	..	112	2,500	..
Java	431,634	432,009	537,200	727,571	707,632	12,63,01,309	13,51,55,310	15,23,47,503	13,79,47,217	14,08,43,484
Siam	9	..	3	68	109	3,713	169	3,193
China (exclusive of Hongkong and Macao)	13	155	120	44	167	7,915	73,363	73,423	15,002	31,236
Japan	211	99	62	211	120	1,54,690	97,077	1,01,927	94,623	1,33,239
Egypt†	696	123	277	2,91,349	89,993	55,500	367
United States of America—										
Via Atlantic Coast	10,304	169	592	2,070	15,537	40,46,335	71,321	2,13,233	4,98,766	35,92,333
" Pacific "	4,114	572	258	1,139	660
Other Foreign Countries	244	270	367	533	240
TOTAL FOREIGN COUNTRIES	460,911	464,355	533,419	772,451	902,237	13,37,33,100	14,33,23,241	16,30,61,535	14,51,94,843	15,46,16,990
Share of Bengal	319,350	214,239	233,624	330,751	410,761	5,34,72,397	6,25,44,975	7,37,34,312	6,67,47,299	7,72,10,261
" Bombay	153,239	122,321	179,992	133,290	134,363	5,16,21,334	4,26,97,363	5,67,25,871	4,06,59,344	3,86,72,139
" Madras	97,425	93,220	194,072	171,031	232,453	3,50,70,322	3,43,43,345	4,36,39,230	3,57,30,272	5,26,33,302
" Andhra	9,364	12,203	30,344	29,129	54,434	40,95,720	47,53,321	1,10,17,603	70,20,407	1,22,37,911
" Burma	24,352	22,431	27,216	35,457	41,367	35,29,195	33,62,953	33,05,353	31,10,372	33,35,907
TOTAL	504,030	476,035	729,083	804,653	924,383	15,43,39,968	15,45,06,762	20,90,23,769	15,33,35,904	19,16,50,530

† Shown as a Foreign Country from 1923-24;

GENERAL IMPORTS

(456)

No. 13—continued

ARTICLES, AND COUNTRIES OF CONSIGNMENT; ALSO SHARE OF EACH PROVINCE	QUANTITY					VALUE				
	1922-23	1923-24	1924-25	1925-26	1926-27	1922-23	1923-24	1924-25	1925-26	1926-27
Tallow and Stearine—						R	R	R	R	R
<i>Grease (excluding mineral grease) (II. L)—</i>	Cwts.	Cwts.	Cwts.	Cwts.	Cwts.					
United Kingdom	5,254	6,008	4,559	4,385	5,498	1,61,658	1,46,689	1,14,851	97,574	1,02,8
Straits Settlements (including Labuan)	187	359	14	140	80	3,549	6,724	247	2,787	1,5
Natal	322	5,391
Victoria	5	..	121	424	..	4,507
Australian Commonwealth (Total)	5	..	121	424	..	4,507
Other British Possessions	27	2	25	36	38	487	65	450	7
TOTAL BRITISH EMPIRE	5,446	7,316	4,696	4,550	5,614	1,65,684	1,59,291	1,19,670	1,00,811	1,05,2
Germany	72	217	1,613	8,2
Netherlands	284	9	11,199	492	..
Belgium	69	..	10	..	300	1,388	..	191	..	13,0
Java	110	..	569	1,365	..	4,596	..
United States of America— Via Atlantic Coast	7,401	7,184	4,286	4,782	3,603	2,19,050	1,94,448	76,085	1,44,952	77,2
“ Pacific Argentine Republic (including the Atlantic Coast of Patagonia)	62	1,174
Other Foreign Countries	2	156	23	..	5	161	1,931	430	..	2
TOTAL FOREIGN COUNTRIES	7,472	7,450	4,615	7,376	4,125	2,20,574	1,97,744	89,079	1,89,563	98,7
<i>Share of Bengal</i>	787	2,651	2,000	2,140	2,544	28,490	32,676	33,917	30,821	35,3
“ Bombay	7,543	9,344	4,984	7,834	6,344	2,41,853	2,68,990	1,15,661	2,17,931	1,33,6
“ Sind	796	42	7	1,913	..	18,052	1,288	588
“ Madras	2,991	1,612	1,931	..	524	60,693	34,391	44,498	40,694	12,6
“ Burma	1,191	1,117	389	39	427	37,155	24,690	14,086	928	17,6
TOTAL	12,918	14,766	9,811	11,026	9,739	3,86,238	3,57,035	2,08,749	2,90,374	1,99,1
Other sorts (II. L)—	Cwts.	Cwts.	Cwts.	Cwts.	Cwts.					
United Kingdom	22,708	23,074	24,868	23,768	22,987	8,27,635	8,19,100	8,80,405	8,56,488	7,62,1
Mesopotamia	114	14	1	..	34	3,390	479	47	..	1,4
Ceylon	105	407	282	327	702	3,572	14,155	10,896	13,241	4,4
Straits Settlements (including Labuan)	88	330	..	148	28,508	2,295	11,940	..	5,321	31,8
Hongkong	3,212	2,4
Western Australia	80	2,843
South Australia (including Northern Territory)	8,390	6,454	5,788	5,623	4,662	2,94,446	2,37,218	2,18,307	1,98,210	1,55,8
Victoria	14,534	12,622	13,401	11,512	19,481	5,09,970	4,42,794	4,91,281	4,18,348	6,02,2
Tasmania	104	3,925	..
New South Wales	11,532	13,685	20,713	26,399	33,705	3,98,227	5,02,882	7,64,001	9,88,296	11,25,9
Queensland	376	12,623
Australian Commonwealth (Total)	34,832	32,761	39,982	43,638	56,848	12,15,266	11,82,894	14,76,432	15,53,779	18,84,0
New Zealand (including Nauru and British Samoa)	256	1,412	1,276	3,702	52,205	42,5
Other British Possessions	2	14	20	306	5
TOTAL BRITISH EMPIRE	57,844	56,600	65,409	69,298	113,562	20,52,178	20,28,874	23,76,487	24,81,034	27,28,2
Norway	59	50	1,808	1,5
Germany	1	112	326	30	..	49	4,896	11,572	8
Netherlands	89	2,097	2,099	211	1,218	1,490	1,40,508	88,576	18,449	40,7
Belgium	1,509	842	1,471	2,245	2,185	65,304	33,695	96,102	90,576	98,1
Switzerland	208	258	8,862	9,928	..
Austria	153	881	1,867	5,104	27,326	56,2
China (exclusive of Hongkong and Macao)	20	203	18,598	618	8,000	11,3
Japan	40	2,2
United States of America— Via Atlantic Coast	543	309	3	8	656	19,512	10,848	34	325	21,3
Other Foreign Countries	1	8	13	1	2	19	286	392	80	..
TOTAL FOREIGN COUNTRIES	2,092	3,257	4,079	4,192	19,641	86,325	1,85,366	2,04,129	1,68,562	3,30,97
<i>Share of Bengal</i>	1,191	712	1,936	1,179	595	41,156	27,653	52,913	41,092	21,9
“ Bombay	54,207	52,476	60,044	65,956	77,579	19,13,856	19,37,296	22,38,527	23,57,972	25,74,4
“ Sind	25	34	30	23	143	303	799	461	275	5,9
“ Madras	1,140	1,956	2,805	2,509	2,374	40,656	69,731	1,05,281	93,349	81,6
“ Burma	3,373	4,679	4,673	3,313	62,507	1,42,532	1,72,761	1,33,424	1,68,908	2,63,0
TOTAL	59,936	59,857	69,488	73,495	133,203	21,38,503	22,14,240	25,80,616	26,49,596	29,65,21

No. 13—continued

ARTICLES, AND COUNTRIES OF CONSIGNMENT; ALSO SHARE OF EACH PROVINCE	QUANTITY					VALUE				
	1922-23	1923-24	1924-25	1925-26	1926-27	1922-23	1923-24	1924-25	1925-26	1926-27
Tallow and Stearine—continued										
Total Tallow and Stearine—	Cwts.	Cwts.	Cwts.	Cwts.	Cwts.	Rs.	Rs.	Rs.	Rs.	Rs.
United Kingdom	27,957	29,682	29,447	38,153	23,485	9,59,238	9,61,789	9,95,256	9,54,062	8,88,018
Mesopotamia	114	39	1	..	24	2,397	594	47	..	1,434
Ceylon	105	409	284	352	703	3,603	14,227	10,961	13,691	4,451
Straits Settlements (including Labuan)	275	689	14	238	23,583	5,844	15,664	247	8,108	22,946
Hongkong	3,312	2,409
Natal	1	322	15	5,391
Western Australia	80	2,343
South Australia (including Northern Territory)	8,390	6,454	5,788	9,623	4,662	2,94,446	2,37,213	2,18,307	1,93,219	1,55,343
Victoria	14,539	12,622	13,523	11,512	18,481	5,10,394	4,42,794	4,95,788	4,13,346	6,02,110
Tasmania	104	3,925	..
New South Wales	11,532	13,635	20,713	26,399	33,705	3,96,227	5,02,632	7,64,001	9,33,296	11,25,073
Queensland	376	12,623
Australian Commonwealth (total)	34,337	32,761	40,103	43,633	66,843	12,15,630	11,22,294	16,20,239	18,52,773	18,54,026
New Zealand (including Nauru and British Samoa)	256	1,412	1,278	8,792	52,105	42,502
Other British Possessions	1	14	35	5	306	5	..	769
TOTAL BRITISH EMPIRE	63,290	63,916	70,105	78,343	119,176	23,17,842	21,88,165	24,96,157	25,81,846	28,53,549
Norway	1	59	50	7	1,708	1,532
Germany	3	112	398	247	..	115	4,896	12,135	4,066
Netherlands	40	2,111	2,333	220	1,218	1,612	1,41,117	99,775	18,941	40,751
Belgium	1,578	842	1,481	2,245	2,485	66,667	33,695	66,293	90,576	1,06,314
Switzerland	203	253	2,362	9,926	..
Austria	153	331	1,367	5,104	27,326	50,929
Java	111	13	599	1,462	337	4,595	..
China (exclusive of Hongkong and Macao)	29	203	18,593	613	8,000	11,304
Japan	40	25	2,200
United States of America—Vid Atlantic Coast	7,944	7,493	4,229	4,790	4,259	2,39,562	2,05,296	76,169	1,45,277	98,481
Pacific	62	1,174
Argentine Republic (including the Atlantic Coast of Patagonia)	1,944	1,425	..	37,910	..
Other Foreign Countries	1	147	23	1	7	26	..	435	80	261
TOTAL FOREIGN COUNTRIES	9,564	10,707	8,694	11,563	23,766	3,06,699	3,32,110	2,93,296	3,52,122	3,30,758
Share of Bengal	1,933	3,363	3,936	3,319	3,139	69,636	60,329	86,320	71,913	60,793
" Bombay	62,050	61,320	65,023	73,790	83,323	21,55,714	22,01,288	22,84,123	26,75,003	27,03,116
" Sind	321	76	37	33	143	18,335	2,027	1,049	275	5,067
" Madras	3,431	2,563	4,736	4,422	2,393	1,01,349	1,04,193	1,43,779	1,34,023	94,330
" Burma	4,564	5,796	5,093	3,367	52,924	1,79,387	2,02,481	1,97,519	1,57,336	3,00,001
TOTAL	72,354	74,623	78,799	95,411	142,942	25,24,741	25,71,275	27,30,365	29,30,970	31,44,207
Ten—										
Black (T. H)—	Lbs.	Lbs.	Lbs.	Lbs.	Lbs.					
United Kingdom	12,635	3,790	23,024	397,983	171,697	10,755	4,758	27,014	2,38,964	1,65,793
Aden and Dependencies	1,792	..	140	5	..	1,343	..	100	9	..
Ceylon	192,277	624,052	456,362	311,147	351,649	1,34,418	5,05,781	4,27,331	3,21,133	7,59,150
Straits Settlements (including Labuan)	243,542	332,633	404,089	260,220	260,921	1,33,233	2,61,362	3,27,623	2,44,191	1,78,516
Federated Malay States	1,518	1,520
Hongkong	59,343	97,071	129,073	69,732	73,967	33,272	64,415	92,337	64,136	56,949
Egypt	120	..	2	105
Natal	3,180	50	55	2,335	..	3	37	37
Other British Possessions	335	394	236	147	43	293	457	214	110	39
TOTAL BRITISH EMPIRE	519,742	1,053,440	1,017,973	1,639,294	1,358,597	3,67,330	8,36,667	8,81,137	13,66,587	11,65,789
Belgium	4,950	7,490
France	20,758	62,977
Smyrna	2,630	2,000	..
Native States in Arabia other than Maskat Territory and Trucial Oman	10	9,067	75	6	4,110	6,001	..
Sumatra	60	6,030
Java	356,271	1,032,315	363,636	314,474	1,521,023	2,49,392	7,36,200	3,22,324	5,71,679	11,28,224
China (exclusive of Hongkong and Macao)	1,143,437	3,819,063	531,432	161,333	322,171	7,30,003	12,56,853	4,23,002	1,49,204	2,51,364
Japan	3,007	56,322	12,496	2,717	3,746	1,396	22,060	5,163	1,304	2,004
Egypt	226	..	99	3,796	..	194	..	74	1,562
Other Foreign Countries	367	93	1,164	10	55	533	74	590	7	111
TOTAL FOREIGN COUNTRIES	1,503,692	4,909,554	938,553	367,393	1,850,796	10,31,814	28,67,157	8,23,261	7,31,969	13,33,265

† Shown as a Foreign Country from 1922-24.

GENERAL IMPORTS

(458)

No. 13—continued

ARTICLES, AND COUNTRIES OF CONSIGNMENT; ALSO SHARE OF EACH PROVINCE	QUANTITY					VALUE				
	1922-23	1923-24	1924-25	1925-26	1926-27	1922-23	1923-24	1924-25	1925-26	1926-27
Tea—continued										
<i>Black (I. H.)—continued</i>	Lbs.	Lbs.	Lbs.	Lbs.	Lbs.	₹	₹	₹	₹	₹
Share of Bengal	329,401	1,237,732	605,090	1,191,039	1,098,749	2,31,931	10,75,632	6,24,932	8,96,587	10,03,129
" Bombay	1,029,375	3,246,902	770,877	785,166	1,428,633	7,14,806	18,45,243	6,46,176	6,56,869	10,20,300
" Sind	329,713	378,872	184,430	214,559	227,268	1,84,641	2,58,253	1,77,651	2,19,433	2,30,309
" Madras	16,475	18,703	29,939	30,938	31,661	9,242	12,471	21,451	21,089	23,882
" Burma	328,465	385,785	426,193	404,935	423,022	2,78,076	3,12,255	3,39,032	3,06,578	3,00,934
TOTAL	2,023,434	5,967,994	2,016,529	2,626,687	3,209,333	14,19,194	36,08,854	17,08,088	21,00,656	25,60,054
<i>Green (I. H.)—</i>	Lbs.	Lbs.	Lbs.	Lbs.	Lbs.					
United Kingdom	100	112,859	1,673	18,761	4,457	105	95,290	1,242	7,309	3,424
Palatine	2,438	1,380	..
Ceylon	188,137	158,283	190,080	190,385	175,897	78,104	1,06,981	1,66,195	1,50,217	1,28,909
Straits Settlements (including Labuan)	1,474	12,698	2,024	22,077	12,184	1,443	8,875	2,039	16,272	8,843
Hongkong	1,186	4,996	3,430	3,650	7,859	1,188	3,103	2,470	2,222	4,875
Natal	2,294	4,500
Other British Possessions	112	30	45	84	30	56
TOTAL BRITISH EMPIRE	136,009	283,336	196,207	231,291	202,736	80,874	2,13,969	1,71,946	1,77,890	1,48,107
Java	13,165	50	1,618	15,652	..	6,530	25	916	8,574
China (exclusive of Hongkong and Macao)	3,910,893	6,571,087	5,084,856	4,965,199	4,198,385	30,30,876	45,00,138	43,15,324	37,40,547	39,38,188
Japan	88,990	930	87,377	1,948	6,865	21,444	891	87,552	1,502	6,868
Portuguese East Africa	6,000	7,500	..
Other Foreign Countries	88	771	..	780	930	77	369	..	877	930
TOTAL FOREIGN COUNTRIES	3,949,971	6,586,843	5,072,233	4,976,445	4,221,782	30,52,197	45,08,448	44,02,901	37,51,342	39,54,555
Share of Bengal	768	59,344	78,946	6,674	23,092	707	30,437	53,817	5,336	23,247
" Bombay	3,214,630	6,279,716	4,399,488	4,804,333	4,341,698	25,42,795	42,47,376	35,35,393	35,12,623	40,09,733
" Sind	363,309	516,841	384,500	389,388	56,009	6,82,008	4,31,266	9,78,585	4,02,139	60,193
" Madras	30	5	26	4
" Burma	7,343	14,273	12,456	8,691	3,659	7,535	13,364	13,047	9,064	4,484
TOTAL	4,065,980	6,870,179	5,368,490	5,206,736	4,424,518	31,33,071	47,22,437	45,74,347	39,29,222	41,02,682
Total Tea—	Lbs.	Lbs.	Lbs.	Lbs.	Lbs.					
United Kingdom	12,785	116,149	29,097	411,744	176,354	10,861	1,00,032	28,256	2,46,273	1,69,222
Palatine	2,438	1,380	..
Aden and Dependencies	1,828	..	140	5	..	1,370	..	100	9	..
Ceylon	325,414	777,335	646,442	1,001,482	1,027,546	2,12,522	6,12,712	5,94,026	6,71,355	9,16,059
Straits Settlements (including Labuan)	250,016	345,881	406,113	382,307	273,105	1,84,726	2,69,937	3,29,697	2,60,468	1,82,159
Federated Malay States	1,518	1,520
Hongkong	60,629	102,067	131,803	72,382	81,826	54,410	67,513	1,00,307	66,360	61,824
Egypt†	120	105
Natal	3,180	..	2	50	2,349	2,385	..	3	37	4,537
Other British Possessions	411	894	286	177	93	355	437	214	140	95
TOTAL BRITISH EMPIRE	655,751	1,341,776	1,214,183	1,870,585	1,561,273	4,68,254	10,50,656	10,58,073	15,46,467	13,39,896
Belgium	4,950	7,490
France	20,758	62,977
Smyrna Native States in Arabia other than Munkat Territory and Trucial Oman	2,680	2,600	..
Sumatra	60	642	9,067	6,080	..	75	631	4,110	4,001	..
Java	356,271	1,046,970	388,736	815,992	15,36,680	2,49,302	7,94,730	3,23,349	5,72,595	11,36,798
China (exclusive of Hongkong and Macao)	5,054,380	10,391,070	6,166,238	5,126,582	4,520,506	38,10,684	63,56,791	47,83,326	38,90,351	41,89,547
Japan	41,997	57,252	99,873	4,665	10,611	23,340	22,951	92,720	3,306	8,372
Egypt†	365	..	99	3,796	..	458	..	74	1,562
Portuguese East Africa	3	..	1,148	6,000	..	2	..	360	7,500	..
Other Foreign Countries	962	98	16	790	985	608	74	49	884	1,041
TOTAL FOREIGN COUNTRIES	5,468,663	11,496,397	6,670,936	5,962,838	6,072,573	40,94,011	71,75,635	52,29,862	44,83,311	53,37,320
Share of Bengal	311,169	1,297,076	633,136	1,197,713	1,121,341	2,32,638	11,06,059	5,73,749	8,01,973	10,31,476
" Bombay	4,244,005	9,626,618	5,663,365	5,590,149	5,770,331	32,57,600	60,92,619	47,80,514	41,69,502	50,30,583
" Sind	1,193,027	395,713	1,063,930	600,247	233,337	7,66,549	6,39,519	11,60,136	6,21,572	2,30,317
" Madras	15,505	18,703	29,939	30,938	31,661	9,268	12,475	21,451	21,089	23,882
" Burma	335,708	400,058	439,649	413,676	426,661	2,86,210	3,25,819	3,52,032	3,16,642	3,05,368
TOTAL	6,109,414	12,838,173	7,398,019	7,833,423	7,633,851	45,52,265	82,26,291	62,32,935	60,29,773	66,71,716

† Shown as a Foreign Country from 1923-24.

No. 13—continued

ARTICLES, AND COUNTRIES OF CONSIGNMENT; ALSO SHARE OF EACH PROVINCE	QUANTITY					VALUE				
	1922-23	1923-24	1924-25	1925-26	1926-27	1922-23	1923-24	1924-25	1925-26	1926-27
						R	R	R	R	R
Tea-chests, entire or in sections—										
<i>Of Iron or Steel or other metal (L.I.L. V)—</i>										
United Kingdom	—	—	—	—	—	42,970	1,03,642	1,01,570	47,943	18,274
Ceylon	—	—	—	—	—	874	23	40	—	—
TOTAL BRITISH EMPIRE	—	—	—	—	—	43,844	1,03,665	1,01,610	47,943	18,274
Italy	—	—	—	—	—	2,722
Japan	—	—	—	—	—	10,568
TOTAL FOREIGN COUNTRIES	—	—	—	—	—	10,568	2,722
<i>Share of Bengal</i>	—	—	—	—	—	10,724	1,55,159	9,979
<i>Madras</i>	—	—	—	—	—	34,636	40,312	1,21,632	47,943	20,007
TOTAL	—	—	—	—	—	54,410	1,95,465	1,01,610	47,943	20,007
<i>Of Wood (L.I.L. V)—</i>										
United Kingdom	—	—	—	—	—	58,59,174	47,01,221	78,46,786	67,04,041	46,07,525
Ceylon	—	—	—	—	—	20,492	17,052	436	35,867	16,000
Hongkong	—	—	—	—	—	1,070
Other British Possessions	—	—	—	—	—	971	..	355
TOTAL BRITISH EMPIRE	—	—	—	—	—	58,80,637	47,78,325	78,47,577	67,39,908	46,84,607
Russia—										
Northern Russia	—	—	—	—	—	93,415	4,14,935	40,170	11,617	..
Southern ,,	—	—	—	—	—	10,042
Finland	—	—	—	—	—	..	4,80,215	10,97,911	14,27,714	9,20,986
Estonia	—	—	—	—	—	85,968	5,03,525	1,41,530	4,005	2,46,495
Sweden	—	—	—	—	—	6,667	13,322	10,512	2,135	738
Norway	—	—	—	—	—	2,256	..	12,151	13,457	5,810
Germany	—	—	—	—	—	1,09,517	75,235	8,70,427	2,06,553	1,49,171
Belgium	—	—	—	—	—	6,635	..	115	10,974	4,798
Italy	—	—	—	—	—	6,021	12,303
China (exclusive of Hongkong and Macao)	—	—	—	—	—	9,304
Japan	—	—	—	—	—	20,197	29,549	44,655	26,336	29,719
Other Foreign Countries	—	—	—	—	—	403
TOTAL FOREIGN COUNTRIES	—	—	—	—	—	2,21,294	15,17,730	17,39,599	17,04,237	19,79,285
<i>Share of Bengal</i>	—	—	—	—	—	53,43,313	53,12,351	79,33,403	73,72,731	51,36,545
<i>Bombay</i>	—	—	—	—	—	2,035	4,184
<i>Madras</i>	—	—	—	—	—	8,63,313	9,84,322	11,23,370	11,69,279	10,74,223
TOTAL	—	—	—	—	—	62,02,021	62,96,583	90,67,175	84,44,745	62,03,052
Total value of Tea-chests, entire or in sections—										
United Kingdom	—	—	—	—	—	59,02,144	49,56,663	75,28,258	67,51,934	46,85,802
Ceylon	—	—	—	—	—	21,266	17,055	476	35,867	16,000
Hongkong	—	—	—	—	—	1,070
Other British Possessions	—	—	—	—	—	971	..	355
TOTAL BRITISH EMPIRE	—	—	—	—	—	59,24,461	49,74,318	75,30,189	67,87,251	46,02,941

GENERAL IMPORTS

(460)

No. 13—continued

ARTICLES, AND COUNTRIES OF CONSIGNMENT; ALSO SHARE OF EACH PROVINCE	QUANTITY					VALUE				
	1922-23	1923-24	1924-25	1925-26	1926-27	1922-23	1923-24	1924-25	1925-26	1926-27
Tea-chests, entire or in sections—continued						R	R	R	R	R
Total value of Tea-chests, entire or in sections—continued										
Russia—										
Northern Russia	—	—	—	—	—	93,415	4,14,835	40,176	11,617	..
Southern "	—	—	—	—	—	16,042
Finland	—	—	—	—	—	..	4,80,215	10,97,911	14,27,714	9,20,836
Estonia	—	—	—	—	—	85,968	5,03,525	1,41,580	4,008	2,46,495
Sweden	—	—	—	—	—	6,667	13,322	16,512	2,133	733
Norway	—	—	—	—	—	2,256	..	12,181	13,457	5,836
Germany	—	—	—	—	—	1,09,817	76,235	3,70,427	2,08,553	1,49,171
Belgium	—	—	—	—	—	6,685	..	115	10,974	4,798
Italy	—	—	—	—	—	6,021	15,026
China (exclusive of Hongkong and Macao)	—	—	—	—	—	9,394
Japan	—	—	—	—	—	20,733	29,548	44,655	26,386	29,719
Other Foreign Countries	—	—	—	—	—	403
TOTAL FOREIGN COUNTRIES	—	—	—	—	—	3,21,960	16,17,730	17,39,599	17,04,387	13,82,008
Share of Bengal	—	—	—	—	—	53,67,942	54,67,513	79,63,337	72,72,781	61,85,545
" Bombay	—	—	—	—	—	2,085	4,184
" Madras	—	—	—	—	—	8,38,499	10,24,535	13,10,401	12,17,822	10,96,220
TOTAL	—	—	—	—	—	62,56,441	64,92,048	92,73,738	84,92,688	62,84,949
Telegraphs, materials for construction and accessories (excluding Electrical) (III. D)—										
United Kingdom	—	—	—	—	—	84,446	24,448	1,07,959	91,052	1,95,233
New South Wales	—	—	—	—	—	1,117
Australian Commonwealth (Total)	—	—	—	—	—	1,117
TOTAL BRITISH EMPIRE	—	—	—	—	—	84,446	24,448	1,09,076	91,058	1,95,233
Norway	—	—	—	—	—	2,062	..
Germany	—	—	—	—	—	188	..	13,355	28,550	5,065
Japan	—	—	—	—	—	..	3,760
United States of America— Via Atlantic Coast	—	—	—	—	—	12,158	1,806	..	6,778	..
TOTAL FOREIGN COUNTRIES	—	—	—	—	—	12,341	5,566	13,355	37,396	5,065
Share of Bengal	—	—	—	—	—	27,142	10,633	7,361	3,346	3,676
" Bombay	—	—	—	—	—	6,591	9,246	2,105	3,047	3,663
" Sind	—	—	—	—	—	938	..	1,06,613	66,359	28,469
" Madras	—	—	—	—	—	24,575	3,755	6,352	53,357	1,48,745
" Burma	—	—	—	—	—	37,541	1,230	..	2,345	10,795
TOTAL	—	—	—	—	—	66,787	30,014	1,22,431	1,22,454	2,00,348
Telephones, materials for construction and accessories (excluding Electrical) (III. D)—										
United Kingdom	—	—	—	—	—	9,46,311	1,93,199	3,86,475	2,21,754	1,91,436
Other British Possessions	—	—	—	—	—	110	600	116	..	150
TOTAL BRITISH EMPIRE	—	—	—	—	—	9,46,421	1,93,799	3,86,591	2,21,754	1,91,586
Sweden	—	—	—	—	—	1,32,987	57,595	..	4,447	2,384
Germany	—	—	—	—	—	1,89,532	6,674	45,547	6,494	5,639
Netherlands	—	—	—	—	—	6,308
Belgium	—	—	—	—	—	39,781	6,249	1,375
France	—	—	—	—	—	45	6,100
Japan	—	—	—	—	—	15,081	75	820
United States of America— Via Atlantic Coast	—	—	—	—	—	77,900	3,100	4,548	7,310	10,135
Other Foreign Countries	—	—	—	—	—	193	525	..
TOTAL FOREIGN COUNTRIES	—	—	—	—	—	5,05,376	67,434	56,595	25,625	26,953
Share of Bengal	—	—	—	—	—	10,54,674	1,26,619	31,767	32,038	23,066
" Bombay	—	—	—	—	—	3,49,701	1,19,144	3,79,033	1,32,433	1,33,750
" Sind	—	—	—	—	—	7,154	..	25,403	10,473	..
" Madras	—	—	—	—	—	1,995	2,357	3,143	19,314	1,723
" Burma	—	—	—	—	—	38,273	13,173	3,798	3,066	..
TOTAL	—	—	—	—	—	14,51,797	2,61,233	4,43,136	2,47,379	2,18,539

No. 13—continued

ARTICLES, AND COUNTRIES OF CONSIGNMENT; ALSO SHARE OF EACH PROVINCE	QUANTITY					VALUE				
	1922-23	1923-24	1924-25	1925-26	1926-27	1922-23	1923-24	1924-25	1925-26	1926-27
	Tons	Tons	Tons	Tons	Tons	R	R	R	R	R
Textiles—										
Cotton—										
<i>Base* (II. M)—</i>										
United Kingdom	2,323	48	1,325	206	5,008	45,40,140	1,07,043	23,32,893	2,77,920	44,04,224
Aden and Dependencies	9	53	14	4	..	9,050	60,590	20,730	5,450	230
Mesopotamia	8	11	13	5	23	14,630	11,342	11,500	4,300	33,000
Bahrain Islands	3	1	2,300	2,000
Ceylon	2	58	17	5	453	1,252	32,960	26,008	3,391	3,32,320
Egypt†	274	4,24,475
Natal	2	185	27	2,215	1,72,400
Zanzibar and Pemba	317	32	17	3	35	5,25,038	82,580	41,456	3,040	51,450
Kenya Colony	5,420	9,634	16,241	15,696	12,681	96,41,171	2,06,03,961	8,67,00,437	3,37,04,811	2,12,16,373
Tanganyika Territory	189	17	174	227	780	3,51,300	32,549	3,53,650	4,77,200	13,75,817
Anglo-Egyptian Sudan	6	1	6,000	400
Other British Possessions	607	802	326	410	576
TOTAL BRITISH EMPIRE	9,051	9,854	17,901	16,148	19,110	1,55,16,570	2,10,24,427	3,67,92,656	3,44,84,237	2,75,47,790
Germany	151	..	29	..	43	2,17,385	305	49,826	753	36,918
Belgium	6	25	3,700
France	16	17	..	11	..	39,400	20,100	..	20,625
Italy	157	7	2,50,635	14,445	200
Mascat Territory and Trucial Oman	101	259	11	..	2	33,130	1,01,955	3,730	..	1,150
Other Native States in Arabia	2	13	1,000	15,900
Persia	997	1,339	1,464	1,132	1,136	8,79,261	18,46,301	18,96,704	14,34,553	11,60,300
China (exclusive of Hongkong and Macao)	90	2	..	1,95,247	46	20	2,140	178
Japan	159	..	10	39	32	2,31,142	40	12,355	50,399	55,041
Egypt‡	743	193	73	262	..	20,38,166	5,23,270	2,17,272	3,45,809
Portuguese East Africa	104	7	54	33	23	1,76,795	7,520	94,914	71,250	25,894
Italian East Africa (Somali- land and Eritrea)	11	6	..	12,600	11,200	..
United States of America— Via Atlantic Coast	42	..	427	103	25,039	70,119	30	7,99,914	1,55,715	2,11,19,704
Other Foreign Countries	25	21
TOTAL FOREIGN COUNTRIES	1,657	2,364	2,332	1,395	26,566	19,17,779	40,34,352	36,60,556	19,03,085	2,27,85,100
<i>Share of Bengal</i>	1	34	133	307	448	215	37,391	1,10,168
.. Bombay	10,168	11,654	20,092	17,502	45,102	1,69,02,237	2,45,33,795	4,23,68,798	3,63,90,974	4,97,17,634
.. Sind	307	1,055	74	3	6	67,312	4,56,114	37,261	1,380	4,133
.. Madras	232	8	17	4	436	3,63,131	12,237	26,810	7,752	4,80,306
.. Burma	1	612	1,137	330	4,025	771
TOTAL	10,708	12,713	20,183	17,547	45,676	1,78,34,349	2,50,58,779	4,24,58,214	3,64,48,022	5,03,32,950
Waste (II. M)—										
United Kingdom	186	350	312	250	3	7,056	9,715	8,501	4,242	110
Aden and Dependencies	150	5,010
Ceylon	20	236	..	204	4,253
Other British Possessions	6	33	..	200
TOTAL BRITISH EMPIRE	186	370	462	250	295	7,056	9,919	11,544	4,242	4,553
Germany	48	1,453
Italy	30	1,185	..
Japan	226	..	50	7,133	..	1,156
United States of America— Via Atlantic Coast	675	13,510
Other Foreign Countries	4	207
TOTAL FOREIGN COUNTRIES	4	675	234	30	50	207	13,510	8,580	1,185	1,156
<i>Share of Bengal</i>	29	30	26	22	..	1,142	1,015	792	380	..
.. Bombay	65	691	38	31	131	2,677	13,590	1,519	1,226	682
.. Sind	10	5	323	163
.. Madras	4	10	..	90	..	124	390	..	1,921
.. Burma	35	315	674	221	121	2,961	8,534	17,546	3,221	3,167
TOTAL	100	1,045	746	280	345	7,263	25,429	20,133	5,427	5,714

‡ Shown as a Foreign Country from 1922-24.
* Free of duty.

GENERAL IMPORTS

No. 13—continued

ARTICLES, AND COUNTRIES OF CONSIGNMENT; ALSO SHARE OF EACH PROVINCE	QUANTITY					VALUE				
	1922-23	1923-24	1924-25	1925-26	1926-27	1922-23	1923-24	1924-25	1925-26	1926-27
Textiles—continued										
Cotton—continued										
Twist and Yarn—										
Grey (unbleached) Nos. 1 to 10 (III. Q)—	Lbs.	Lbs.	Lbs.	Lbs.	Lbs.	R	R	R	R	R
United Kingdom	5,008	5,610	1,500	999	12,108	8,345	8,949	1,741	1,480	16,431
Ceylon	1,600	33,764	82,916	48,866	90,806	906	18,692	43,816	18,161	25,391
Hongkong	67,600	44,362
Tanganyika Territory	151	107
TOTAL BRITISH EMPIRE	6,608	106,974	84,416	49,865	103,065	9,251	67,008	45,557	19,681	41,929
China (exclusive of Hongkong and Macao)	80,000	70,000
Japan	2,400	..	15,000	29,200	2,800	1,844	..	7,517	45,066	1,667
Other Foreign Countries	8	1,176	10	1,629	..
TOTAL FOREIGN COUNTRIES	82,400	..	15,008	30,376	2,800	71,844	..	7,527	46,695	1,667
Share of Bengal	7,003	999	1,630	9,649	1,480	2,386
„ Bombay	30,400	73,910	16,608	30,376	10,724	70,540	48,311	9,268	46,695	14,162
„ Madras	1,600	33,764	82,916	48,866	90,806	906	18,692	43,816	18,161	25,391
„ Burma	2,800	1,667
TOTAL	89,003	106,974	99,424	79,741	105,865	81,095	67,008	53,084	66,826	43,596
Grey (unbleached) Nos. 11 to 15 (III. Q)—	Lbs.	Lbs.	Lbs.	Lbs.	Lbs.					
United Kingdom	85,755	9,086	9,081	22,483	20,941	56,948	14,760	18,034	33,681	22,938
Ceylon	93,282	72,000	77,525	57,918
Kenya Colony	800	624
TOTAL BRITISH EMPIRE	85,755	102,318	81,081	22,483	21,741	56,948	92,305	75,947	33,681	23,462
Japan	84	68
Share of Bengal	24,955	1,436	2,248	12,623	4,291	42,170	2,496	3,334	16,744	5,729
„ Bombay	400	4,117	4,280	1,050	..	439	2,452	7,330	1,009
„ Madras	10,800	100,432	74,800	5,600	16,400	14,778	89,381	62,679	7,607	16,724
TOTAL	85,755	102,318	81,165	22,483	21,741	56,948	92,305	76,015	33,681	23,462
Grey (unbleached) Nos. 16 to 20 (III. Q)—	Lbs.	Lbs.	Lbs.	Lbs.	Lbs.					
United Kingdom	259,961	143,332	377,728	414,908	468,441	3,51,705	2,39,187	5,62,200	6,34,344	6,67,135
Ceylon	7,640	3,000	7,011	7,062
Straits Settlements (including Labuan)	18,000	17,444
Hongkong	800	821
TOTAL BRITISH EMPIRE	278,761	150,972	385,728	414,908	468,441	3,69,970	2,46,148	5,69,262	6,34,344	6,67,135

No. 13—continued

ARTICLES, AND COUNTRIES OF CONSIGNMENT; ALSO SHARE OF EACH PROVINCE	QUANTITY					VALUE				
	1922-23	1923-24	1924-25	1925-26	1926-27	1922-23	1923-24	1924-25	1925-26	1926-27
Textiles—continued										
Cotton—continued										
Twist and Yarn—continued										
Grey (unbleached) Nos. 16 to 20 (III. Q)—continued	Lbs.	Lbs.	Lbs.	Lbs.	Lbs.					
China (exclusive of Hongkong and Macao)	..	120,000	314,766	20,000	18,000	..	3,03,512	2,02,561	16,462	10,082
Japan	12,363,457	6,105,993	5,928,163	3,751,722	186,000	1,16,08,688	60,33,806	63,54,735	32,62,000	1,38,300
United States of America—										
<i>Vid</i> Atlantic Coast	10,195	..	51	14,587	15,694	10,766	..	78	17,693	10,353
Other Foreign Countries	..	20	20	18	19	15	214	..
TOTAL FOREIGN COUNTRIES	12,373,652	6,226,013	6,242,900	3,784,827	219,694	1,16,19,354	60,37,336	66,57,404	32,98,280	1,09,704
Share of Bengal	3,307,390	2,157,488	4,146,093	2,401,076	534,935	36,91,614	22,76,958	16,24,163	24,26,791	7,50,809
<i>Bombay</i>	3,446,323	4,002,867	2,944,075	1,365,300	96,440	79,10,947	41,66,334	21,15,848	11,62,394	63,202
<i>Sind</i>	14,000	..	14,160	10,000	..	14,332	..	16,099	9,476	..
<i>Madras</i>	160,400	7,640	77,600	13,041	1,160	1,61,460	7,011	54,050	18,211	1,293
<i>Burma</i>	224,800	209,200	348,800	413,818	66,600	2,11,871	1,94,164	3,56,551	3,71,261	46,538
TOTAL	12,652,418	6,376,985	6,628,728	4,201,235	688,185	1,19,89,324	65,82,484	72,26,686	39,82,638	8,26,639
Grey (unbleached) Nos. 21 to 25 (III. Q)—	Lbs.	Lbs.	Lbs.	Lbs.	Lbs.					
United Kingdom	403,481	116,128	119,028	156,084	133,023	5,37,875	1,00,781	2,12,400	2,67,418	1,08,756
Ceylon	..	10,800	10,425
Straits Settlements (including Labuan)	3,200	3,200
TOTAL BRITISH EMPIRE	406,681	126,928	119,028	156,084	133,023	5,41,075	2,10,206	2,12,400	2,67,418	1,08,756
Italy	1,000	1,500	..
Japan
Other Foreign Countries	42,000	104,000	48,816	10,000	2,400	45,600	1,10,536	52,326	9,236	2,488
TOTAL FOREIGN COUNTRIES	42,000	104,011	48,816	11,450	2,400	45,600	1,10,566	52,326	11,465	2,488
Share of Bengal	72,287	170,387	130,447	132,834	129,266	1,19,505	2,35,987	2,07,806	2,37,613	1,04,010
<i>Bombay</i>	300,399	40,972	37,397	50	6,187	3,76,919	60,111	57,529	60	7,194
<i>Madras</i>	9,926	11,700	12,038	11,866
<i>Burma</i>	66,000	3,000	..	35,200	..	77,319	8,868	..	41,215	..
TOTAL	448,661	230,989	187,844	168,084	135,423	5,86,681	3,20,772	2,64,736	2,78,378	2,01,244
Grey (unbleached) Nos. 26 to 30 (III. Q)—	Lbs.	Lbs.	Lbs.	Lbs.	Lbs.					
United Kingdom	2,039,469	268,284	222,669	264,963	136,462	40,28,147	4,20,074	3,71,536	3,94,888	1,76,157
Other British Possessions	400	89	580	80
TOTAL BRITISH EMPIRE	2,039,469	268,284	222,669	265,363	136,551	40,28,147	4,20,074	3,71,536	3,95,268	1,76,157
Germany	1,500	1,915
Belgium	1,800	1,259
Switzerland	1,200	2,429
Japan	1,708,080	624,600	453,330	150,000	158,800	21,60,649	8,20,931	5,37,519	1,61,453	1,32,768
Other Foreign Countries	..	75	141
TOTAL FOREIGN COUNTRIES	1,711,080	624,675	454,530	150,000	158,800	21,64,522	8,21,072	5,39,948	1,61,453	1,32,768

GENERAL IMPORTS

(464)

No. 13—continued

ARTICLES, AND COUNTRIES OF CONSIGNMENT; ALSO SHARE OF EACH PROVINCE	QUANTITY					VALUE				
	1922-23	1923-24	1924-25	1925-26	1926-27	1922-23	1923-24	1924-25	1925-26	1926-27
						₹	₹	₹	₹	₹
Textiles—continued										
Cotton—continued										
<i>Trotet and Yarn—continued</i>										
Grey (unbleached) Nos. 26 to 30 (III. Q)—continued	Lbs.	Lbs.	Lbs.	Lbs.	Lbs.					
Share of Bengal	76,783	60,670	44,808	16,647	44,331	1,10,696	72,605	66,732	27,374	51,021
„ Bombay	4,486,831	332,634	674,132	396,366	247,020	59,57,510	11,64,840	8,11,596	5,26,051	2,51,661
„ Sind	6,500	9,750	10,562	13,693
„ Madras	23,386	5	64,309	850	3,449	40,727	3	77,060	1,015	6,274
„ Burma	54,000	..	4,000	2,000	..	73,775	..	6,096	2,286	..
TOTAL	4,650,499	892,959	677,249	416,366	295,300	61,92,070	12,51,146	9,61,484	5,56,726	3,08,956
Grey (unbleached) Nos. 31 to 40 (III. Q)—	Lbs.	Lbs.	Lbs.	Lbs.	Lbs.					
United Kingdom	10,747,437	3,085,283	2,184,044	1,594,412	3,882,816	1,55,80,309	49,78,558	38,02,022	21,36,716	40,36,493
Straits Settlements (including Labuan)	200	2,000	11,600	8,580	..	600	2,738	14,563	4,060
Hongkong	68,600	11,600	83,975	18,809
Other British Possessions	230	2	230	2
TOTAL BRITISH EMPIRE	10,811,037	3,085,483	2,186,044	1,606,242	3,897,998	1,56,44,284	49,79,163	38,04,760	21,51,500	40,54,369
Germany	4,640	115	5	6,282	180	5
Belgium	4,500	1,800	6,273	2,250
Switzerland	9,050	8,100	2,400	19,800	15,187	3,285
Italy	20,020	4,500	10,000	5,887	..	39,694	8,570	10,129	5,748
Austria	2,800	2,800	..
China	904,032	7,09,040
Japan	10,240,955	9,827,800	19,183,078	20,053,218	16,119,351	1,41,22,695	1,46,96,724	2,64,74,273	2,32,20,980	1,60,49,020
United States of America— Via Atlantic Coast	20,600	20,534
Other Foreign Countries	15	40
TOTAL FOREIGN COUNTRIES	10,250,095	9,857,835	19,196,628	20,074,228	17,063,475	1,41,35,255	1,50,36,458	2,66,02,143	2,32,49,226	1,63,79,682
Share of Bengal	6,866,309	3,731,415	6,472,216	5,913,462	6,153,116	98,02,353	59,02,332	96,20,611	70,19,989	62,95,036
„ Bombay	11,243,528	8,238,240	11,932,908	12,373,304	12,942,244	1,56,13,765	1,25,32,303	1,80,53,422	1,47,89,622	1,25,74,278
„ Sind	66,821	32,187	19,700	90,851	19,076	99,325	60,373	23,300	1,07,478	20,369
„ Madras	2,340,674	846,676	2,391,154	2,714,967	2,794,337	42,98,577	13,54,162	44,82,637	33,64,378	29,92,303
„ Burma	44,000	44,300	66,700	87,396	42,290	65,519	72,921	1,21,877	1,19,808	61,716
TOTAL	21,061,132	12,943,318	21,832,672	21,680,470	20,951,478	2,97,79,539	2,00,15,611	3,03,06,908	2,54,00,785	2,09,34,251
Grey (unbleached) Nos. 41 to 50 (III. Q)—	Lbs.	Lbs.	Lbs.	Lbs.	Lbs.					
United Kingdom	2,044,787	1,893,445	1,783,518	943,667	1,113,943	38,36,632	35,29,393	37,12,058	16,07,251	15,30,998
Hongkong	1,000	2,227
TOTAL BRITISH EMPIRE	2,044,787	1,893,445	1,783,518	943,667	1,113,943	38,36,632	35,29,393	37,14,285	16,07,251	15,30,998
Germany	616	1,385
Italy	1,500	2,932
Japan	86,000	184,400	198,760	344,020	305,549	1,24,729	3,27,253	3,17,246	4,20,238	3,27,647
TOTAL FOREIGN COUNTRIES	86,000	184,400	199,376	344,020	307,049	1,24,729	3,27,253	3,18,631	4,20,238	3,30,639
Share of Bengal	303,217	410,303	334,323	313,340	319,833	5,26,069	7,32,301	7,74,467	5,12,702	3,96,419
„ Bombay	1,482,270	1,372,221	1,357,636	743,322	869,604	22,83,125	25,72,417	23,19,939	11,63,253	12,07,254
„ Sind	800	800	1,400	924
„ Madras	333,600	113,315	116,225	61,025	41,150	5,50,767	2,24,073	2,32,502	1,32,353	53,330
„ Burma	132,000	125,600	170,000	183,600	..	3,27,350	2,05,953	2,13,076	1,98,210
TOTAL	2,130,787	2,077,845	1,932,893	1,237,667	1,420,992	39,61,361	33,56,646	40,32,911	20,27,489	18,61,637

* No. 13—continued

ARTICLES AND COUNTRIES OF CONSIGNMENT; ALSO SHARE OF EACH PROVINCE	QUANTITY					VALUE				
	1922-23	1923-24	1924-25	1925-26	1926-27	1922-23	1923-24	1924-25	1925-26	1926-27
Textiles—continued						R	R	R	R	R
Cotton—continued										
Twist and Yarn—continued										
Gray (unbleached) Nos. 51 to 60 (II. Q)—	Lbs.	Lbs.	Lbs.	Lbs.	Lbs.					
United Kingdom	1,771,943	2,490,229	2,661,909	1,764,876	2,011,488	39,89,593	54,64,963	60,50,226	35,63,223	52,27,624
Ceylon	800	1,009
Straits Settlements (including Labuan)	56	400	..	195	679	..
TOTAL BRITISH POSSESSIONS	1,772,019	2,490,229	2,661,909	1,765,276	2,012,288	39,89,794	54,64,963	60,50,226	35,63,902	52,28,633
France	22	65
Italy	1,064	..	2,500	4,112	..	4,140
Japan	400	..	459,450	1,118,200	429,800	1,095	..	9,44,979	21,46,018	8,50,350
TOTAL FOREIGN COUNTRIES	400	22	461,414	1,118,200	432,300	1,095	65	9,49,091	21,46,018	8,54,490
Share of Bengal	107,607	224,122	232,760	204,970	200,797	2,11,210	4,25,972	5,27,042	3,21,690	3,66,310
„ Bombay	343,192	297,244	226,612	225,661	626,917	7,13,028	5,37,092	12,11,222	17,54,117	4,82,702
„ Sind	1,750	2,229
„ Madras	1,321,620	1,967,613	2,243,951	1,752,945	2,675,274	30,65,991	44,22,733	61,26,767	39,09,217	47,86,105
TOTAL	1,772,419	2,490,251	2,123,323	2,883,476	2,564,568	39,90,889	54,65,027	70,00,017	57,15,024	60,82,123
Gray (unbleached) Nos. 61 to 100 (II. Q)—	Lbs.	Lbs.	Lbs.	Lbs.	Lbs.					
United Kingdom	1,957,309	2,463,049	1,997,243	1,725,268	1,875,705	47,24,722	52,92,066	50,78,070	42,20,223	35,46,987
France	123	420
Japan	20,800	15,200	57,214	16,512
TOTAL FOREIGN COUNTRIES	..	123	..	20,800	15,200	..	420	..	57,214	16,512
Share of Bengal	244,722	1,123,142	222,210	222,474	222,252	20,20,219	22,02,222	21,22,221	22,22,222	17,22,222
„ Bombay	232,222	222,222	222,222	222,222	222,222	22,22,222	22,22,222	22,22,222	22,22,222	22,22,222
„ Sind	1,050	2,702
„ Madras	274,207	450,222	272,222	222,222	272,222	2,22,222	22,22,222	22,22,222	22,22,222	22,22,222
TOTAL	1,957,309	2,463,172	1,997,243	1,725,568	1,890,905	47,24,722	52,92,486	50,78,070	42,20,447	35,63,500
Gray (unbleached) above No. 100 (III. Q)—	Lbs.	Lbs.	Lbs.	Lbs.	Lbs.					
United Kingdom	122,615	126,522	112,522	171,260	149,027	5,62,245	5,46,966	2,76,224	6,00,102	4,41,040
Japan	70,200	1,27,242	..
Share of Bengal	40,222	62,222	22,222	42,222	51,222	1,42,222	2,12,222	1,22,222	2,22,222	1,47,222
„ Bombay	12,222	16,222	22,222	127,222	51,222	42,222	57,222	22,222	2,22,222	22,222
„ Madras	62,222	66,222	37,222	66,222	48,222	3,72,222	2,72,222	1,62,222	2,22,222	1,22,222
TOTAL	122,615	126,522	112,522	241,560	149,027	5,62,245	5,46,966	2,76,224	7,27,442	4,41,040
Gray twofolds (doubles) (III. Q)—	Lbs.	Lbs.	Lbs.	Lbs.	Lbs.					
United Kingdom	2,276,929	1,027,222	1,249,222	609,222	1,912,024	22,22,222	22,22,222	22,22,222	12,21,222	29,17,222
Hongkong	10	2,000	5	6,222
TOTAL BRITISH POSSESSIONS	2,277,029	1,027,222	1,249,222	609,222	1,914,024	22,22,227	22,22,222	22,22,222	12,21,222	29,23,222
Switzerland	401	222	..
Italy	20	..	6,150	20,200	..	29	..	7,170	1,16,222
China (exclusive of Hong- kong and Macao)	20,010	24,500	26,000	2,400	..	26,222	1,16,222	40,000	9,124
Japan	1,124,200	2,277,100	2,222,222	4,270,200	4,222,200	16,79,260	25,60,222	60,56,222	61,14,200	54,51,022
United States of America— Via Atlantic Coast	1,000	77	7,207	2,222	177	6,474
TOTAL FOREIGN COUNTRIES	1,125,200	2,297,120	2,222,222	4,270,277	4,229,207	16,82,222	25,87,240	61,72,222	61,62,222	55,22,222

GENERAL IMPORTS

(466)

No. 13—continued

ARTICLES, AND COUNTRIES OF CONSIGNMENT; ALSO SHARE OF EACH PROVINCE	QUANTITY					VALUE				
	1923-23	1923-24	1924-25	1925-26	1926-27	1923-23	1923-24	1924-25	1925-26	1926-27
Textiles—continued						R	R	R	R	R
Cotton—continued										
Twist and Yarn—continued										
Grey two folds (doubles) (III. Q)—continued	Lbs.	Lbs.	Lbs.	Lbs.	Lbs.					
Share of Bengal	61,224	249,691	321,525	313,713	240,950	1,10,569	4,23,233	6,68,492	4,53,755	3,12,243
" Bombay	3,563,585	2,827,762	3,954,335	4,123,145	5,539,511	61,17,780	49,49,375	72,00,511	59,91,902	73,22,496
" Madras	45,600	..	18,700	1,30,148	..	25,825
" Burma	433,000	297,000	701,000	785,000	302,000	7,10,641	4,61,030	11,34,274	10,38,548	3,45,650
TOTAL	4,062,809	3,434,453	5,022,965	5,221,864	6,001,161	69,38,990	58,23,593	90,23,423	74,94,205	85,06,818
White (bleached) (III. Q)—	Lbs.	Lbs.	Lbs.	Lbs.	Lbs.					
United Kingdom	1,773,068	2,267,926	2,790,629	3,064,466	3,246,943	39,40,943	49,96,711	62,59,784	63,33,230	52,41,202
Ceylon	1,700	1,637
Other British Possessions	6	38	14	24
TOTAL BRITISH EMPIRE	1,774,774	2,267,964	2,790,629	3,064,466	3,246,943	39,42,594	49,96,735	62,59,784	63,33,230	52,41,202
Germany	377	1,091
Netherlands	3,020	600	7,744	871
Italy	20	1,161	10	11,500	..	31	2,964	30	15,666
Japan	116,600	382,100	634,800	686,200	801,501	1,94,694	6,72,845	11,11,386	10,50,430	10,35,012
Other Foreign Countries	7	652	600	10	1,100	804
TOTAL FOREIGN COUNTRIES	119,627	382,120	635,961	686,262	814,578	2,02,448	6,72,876	11,14,350	10,51,560	11,03,448
Share of Bengal	300,244	332,325	360,276	236,343	135,750	6,30,933	5,61,946	6,49,206	4,30,669	2,20,950
" Bombay	1,069,633	1,585,490	1,916,306	1,939,957	2,343,729	21,96,210	32,29,430	35,90,638	35,35,396	35,49,635
" Sind	115,568	152,975	161,934	42,634	102,427	2,21,103	2,72,055	2,94,313	63,090	1,08,897
" Madras	294,388	479,256	909,229	1,396,076	1,342,978	3,65,913	13,03,990	22,34,301	32,08,225	22,32,925
" Burma	124,512	146,625	133,795	87,376	136,637	2,30,333	2,96,140	4,05,126	1,47,399	1,32,235
TOTAL	1,894,401	2,650,684	3,426,590	3,751,328	4,061,521	41,45,042	56,69,611	73,74,134	73,84,709	68,44,050
Coloured Nos. 1 to 20 (III. Q)—	Lbs.	Lbs.	Lbs.	Lbs.	Lbs.					
United Kingdom	280,953	260,857	311,549	364,248	237,480	6,51,749	5,30,136	6,23,888	6,31,103	3,59,756
Ceylon	136	198
TOTAL BRITISH EMPIRE	280,953	260,857	311,685	364,248	237,480	6,51,749	5,30,136	6,29,079	6,31,103	3,59,756
Germany	1,110	..	1,000	2,108	..	1,414
Netherlands	4,751	400	200	6,207	330	306
Belgium	2,000	3,048
France	1,244	3,168	.. 52
Switzerland	2,400	6,000	3,200	12,115	..	7,040	10,797	4,031	17,731	..
Italy	10,700	4,000	1,400	17,124	6,405	1,524
Austria	4,000	12,000	6,651	17,857
Japan	20,000	86,600	13,200	20,536	84,148	8,670
Other Foreign Countries	917	189	..	600	300	..
TOTAL FOREIGN COUNTRIES	11,178	10,000	43,900	104,543	14,800	15,955	17,445	64,010	1,12,077	10,490
Share of Bengal	21,297	27,107	39,974	7,152	..	58,042	54,760	75,323	12,320	..
" Bombay	6,517	2,600	35,900	2,789	800	11,601	3,666	44,223	5,705	952
" Sind	3,400	6,312
" Madras	360	136	..	2,000	..	676	106	..	4,230
" Burma	264,316	240,790	323,075	458,355	249,430	5,98,061	4,33,433	5,67,535	7,25,153	3,65,073
TOTAL	292,130	270,357	360,595	468,796	252,280	6,67,704	5,47,584	6,93,089	7,43,180	3,70,255
Coloured Nos. 21 to 25 (III. Q)—	Lbs.	Lbs.	Lbs.	Lbs.	Lbs.					
United Kingdom	341,655	241,544	299,010	358,234	338,297	7,56,343	4,60,502	5,53,759	5,42,633	4,46,141
Straits Settlements (including Labuan)	336	1,230
TOTAL BRITISH EMPIRE	341,655	242,880	299,010	358,234	338,297	7,56,343	4,61,732	5,53,759	5,42,633	4,46,141

No. 13—continued

ARTICLES, AND COUNTRIES OF CONSIGNMENT; ALSO SHARE OF EACH PROVINCE	QUANTITY					VALUE				
	1922-23	1923-24	1924-25	1925-26	1926-27	1922-23	1923-24	1924-25	1925-26	1926-27
Textiles—continued						R	R	R	R	R
Cotton—continued										
Twist and Yarn—continued										
Coloured Nos. 21 to 25 (III. Q) —continued	Lbs.	Lbs.	Lbs.	Lbs.	Lbs.					
Netherlands	8,254	400	..	10,578	339	..
France	83	201
Switzerland	2,200	4,000	7,000	3,330	6,365	8,478
Italy	3,480	10,600	2,000	14,547	17,001	2,404
Austria	2,000	3,909
Japan	2,000	2 809	..
TOTAL FOREIGN COUNTRIES	10,454	83	10,480	17,000	9,000	14,508	201	18,856	26,004	10,879
Share of Bengal	1,185	12,487	6,895	5,526	1,804	2,938	24,361	19,227	9,339	2,760
“ Bombay	83	1,278	..	891	1,576
“ Madras	329	697
“ Burma	350,924	229,673	392,896	359,703	344,215	7,61,915	4,36,724	6,83,882	5,00,043	4,61,394
TOTAL	352,109	242,463	399,490	375,234	347,297	7,70,351	4,61,963	5,72,115	5,09,287	4,67,020
Coloured Nos. 26 to 30 (III. Q) —	Lbs.	Lbs.	Lbs.	Lbs.	Lbs.					
United Kingdom	55,807	87,879	192,024	180,487	114,341	98,545	1,08,442	2,61,872	1,62,436	1,18,753
Ceylon	780	..	9	668	..	14	..
TOTAL BRITISH EMPIRE	55,807	88,659	192,024	180,476	114,341	98,545	1,04,105	2,61,872	162,444	1,18,753
Netherlands	600	1,165	..
France	324	788
Switzerland	5,658	22,734	25,840	37,630	..	7,512	23,610	32,556	37,878
Italy	30,674	3,000	22,670	48,926	4,266	20,015
Austria	5,283	11,276	6,482	19,880
Czechoslovakia	1,800	4,180
TOTAL FOREIGN COUNTRIES	1,800	11,275	64,674	29,440	60,350	4,180	14,782	1,00,866	38,006	57,893
Share of Bengal	337	272	3,305	121	..	743	555	6,187	217	..
“ Bombay	34,858	8,234	60,900	32,060	4,100	24,163	16,167	1,29,831	34,068	4,162
“ Sind	21,780	89,962	189,133	134,526	166,526	23,226	1,00,052	2,42,198	1,87,386	1,54,784
“ Madras	300	1,466	460	2,209	35	1,669	2,123	791	3,612	28
“ Burma	24	..	3,000	1,000	12,030	34	..	3,381	1,333	16,182
TOTAL	57,607	99,924	256,698	159,916	174,691	1,02,725	1,18,887	3,82,236	2,00,450	1,76,145
Coloured Nos. 31 to 40 (III. Q) —	Lbs.	Lbs.	Lbs.	Lbs.	Lbs.					
United Kingdom	4,121,289	4,934,131	4,244,052	2,723,982	2,123,481	83,55,490	97,84,046	82,60,236	44,04,898	29,38,302
Ceylon	2,200	4,397
Straits Settlements (including Labuan)	200	800
TOTAL BRITISH EMPIRE	4,121,289	4,936,721	4,244,052	2,723,982	2,123,481	83,55,490	97,89,243	82,60,236	44,04,898	29,38,302
Germany	23,593	42,400	2,020	15,305	16,595	87,314	93,197	4,164	23,377	24,408
Netherlands	377,775	382,800	525,356	434,020	420,125	7,29,365	8,27,863	11,08,198	8,27,424	6,77,943
Belgium	55,090	53,230	88,115	32,900	24,300	1,15,205	1,08,164	1,77,427	70,964	29,898

GENERAL IMPORTS

No. 18—continued

ARTICLES, AND COUNTRIES OF CONSIGNMENT; ALSO SHARE OF EACH PROVINCE	QUANTITY					VALUE				
	1922-23	1923-24	1924-25	1925-26	1926-27	1922-23	1923-24	1924-25	1925-26	1926-27
Textiles—continued										
Cotton—continued										
Twist and Yarn—continued										
Coloured Nos. 31 to 40 (III. Q)—continued	Lbs.	Lbs.	Lbs.	Lbs.	Lbs.					
Spain	3,000	6,429
Switzerland	703,790	961,826	1,036,054	820,431	630,350	16,15,504	20,27,536	21,48,680	14,66,317	9,20,339
Italy	312,005	367,400	141,339	363,200	163,950	6,90,130	7,70,984	2,60,621	6,32,586	2,63,341
Austria	1,200	119,110	255,470	211,800	45,200	2,286	2,60,366	5,14,406	3,52,586	67,89
Japan	1,200	..	9,200	6,400	4,400	2,300	..	14,619	9,794	3,834
Other Foreign Countries	114	300
TOTAL FOREIGN COUNTRIES	1,474,749	1,926,830	2,060,606	1,889,823	1,325,420	32,72,104	40,88,412	42,49,544	33,83,348	19,97,511
Share of Bengal	2,882,394	3,332,623	3,920,071	2,885,503	1,730,309	58,48,906	67,87,907	61,88,343	47,82,937	24,52,861
" Bombay	442,890	892,454	762,600	375,476	299,137	9,99,506	17,58,934	16,30,800	6,98,771	4,22,871
" Sind	463,032	692,672	305,087	534,630	454,590	8,02,671	11,29,179	13,84,766	7,53,477	5,40,204
" Madras	1,823,722	1,890,302	1,516,100	313,130	321,696	39,65,086	41,91,238	32,31,444	16,43,661	14,51,991
" Burma	4,000	5,000	11,800	..	43,080	11,425	10,347	24,428	..	67,861
TOTAL	5,596,038	6,863,551	6,304,658	4,613,808	3,453,901	1,16,27,594	1,38,77,655	1,25,09,780	78,78,246	49,35,315
Coloured Nos. 41 to 50 (III. Q)—	Lbs.	Lbs.	Lbs.	Lbs.	Lbs.					
United Kingdom	4,590	66,608	49,100	57,774	73,097	12,568	1,23,107	1,02,831	94,486	98,221
Switzerland	1,500	3,600	..	2,768	4,714
Japan	1,200	26,000	49,681	2,029	35,642	68,918
Other Foreign Countries	225	75	..	627	90
TOTAL FOREIGN COUNTRIES	..	1,725	1,200	26,000	53,356	..	3,395	2,029	35,642	73,722
Share of Bengal	465	..	3,000	2,400	..	963	..	5,250	3,013
" Bombay	57,725	30,500	56,674	59,456	..	1,02,648	62,741	93,654	88,506
" Madras	2,500	..	100	1,250	..	5,703	..	174	1,597
" Burma	4,590	7,643	19,800	23,000	63,347	12,568	17,188	42,119	31,000	78,835
TOTAL	4,590	68,333	50,300	83,774	126,453	12,568	1,26,502	1,04,860	1,30,078	1,71,951
Coloured above No. 50 (III. Q)—	Lbs.	Lbs.	Lbs.	Lbs.	Lbs.					
United Kingdom	230,200	488,734	366,025	366,992	391,465	8,32,742	17,18,904	11,69,252	11,94,864	10,71,550
Straits Settlements (including Labuan)	84	420
TOTAL BRITISH EMPIRE	230,284	488,734	366,025	366,992	391,465	8,33,162	17,18,904	11,69,252	11,94,864	10,71,550
Germany	400	..	3,590	800	..	1,702	..	10,718	1,855
Netherlands	27,530	27,930	65,510	90,340	87,268	1,99,522
Belgium	4,000	2,000	..	11,212	5,102
France	1,495	2,663	3,449	81	1,085	5,755	10,252	21,933	576	3,497
Switzerland	2,800	6,800	4,300	6,000	2,800	9,590	18,341	13,039	16,686	6,290
Italy	5,330	1,215	15,090	3,008
Japan	23,900	5,600	43,768	7,441
TOTAL FOREIGN COUNTRIES	4,295	13,863	35,279	65,781	79,010	15,345	41,507	1,25,362	1,74,105	2,25,745
Share of Bengal	32,450	55,030	46,100	73,800	75,900	1,17,059	1,62,716	1,45,178	2,25,426	1,32,533
" Bombay	1,495	6,063	13,365	35,331	3,500	5,755	11,477	43,395	55,235	17,123
" Sind	1,499	4,497	9,008
" Madras	198,634	439,955	323,339	327,292	379,375	7,68,643	15,71,751	10,76,676	10,82,308	10,37,094
" Burma	2,000	..	3,000	..	6,200	7,050	..	18,357	..	10,495
TOTAL	234,579	502,597	391,304	432,773	470,475	8,98,507	17,60,411	12,94,614	13,68,989	12,97,295

No. 13—continued

ARTICLES, AND COUNTRIES OF CONSIGNMENT; ALSO SHARE OF EACH PROVINCE	QUANTITY					VALUE				
	1922-23	1923-24	1924-25	1925-26	1926-27	1922-23	1923-24	1924-25	1925-26	1926-27
Textiles—continued										
Cotton—continued										
Twist and Yarn—continued										
Coloured two folds (doubles) (III. Q)—	Lbs.	Lbs.	Lbs.	Lbs.	Lbs.	Rs.	Rs.	Rs.	Rs.	Rs.
United Kingdom	478,824	590,808	763,903	890,927	521,858	12,65,441	14,31,218	18,50,165	18,58,765	9,78,815
Germany	2,400	..	900	7,468	..	6,708	..	2,270	13,451
Netherlands	500	..	7,707	8,705	..	1,125	..	20,378	17,848	..
Switzerland	11,000	..	19,010	19,506	7,900	16,500	..	40,817	34,867	12,088
Italy	600	8,400	400	1,357	15,453	500	..
Austria	4,000	6,550
Japan	11,200	52,300	8,000	21,143	78,058	10,958
Other Foreign Countries	220	55	300	922	205	617
TOTAL FOREIGN COUNTRIES	11,500	7,000	49,537	81,860	23,068	17,825	14,624	98,913	1,29,138	37,109
<i>Share of Bengal</i>	<i>26,300</i>	<i>35,901</i>	<i>63,241</i>	<i>60,969</i>	<i>25,208</i>	<i>66,384</i>	<i>74,837</i>	<i>1,22,222</i>	<i>1,49,809</i>	<i>63,522</i>
<i>.. Bombay</i>	<i>242,313</i>	<i>335,158</i>	<i>436,682</i>	<i>463,353</i>	<i>365,113</i>	<i>6,15,207</i>	<i>9,54,035</i>	<i>11,98,250</i>	<i>9,93,739</i>	<i>6,91,331</i>
<i>.. Madras</i>	<i>..</i>	<i>2,000</i>	<i>44,000</i>	<i>4,200</i>	<i>..</i>	<i>..</i>	<i>4,146</i>	<i>86,530</i>	<i>5,216</i>	<i>..</i>
<i>.. Burma</i>	<i>221,211</i>	<i>184,744</i>	<i>211,517</i>	<i>443,665</i>	<i>154,800</i>	<i>6,01,805</i>	<i>4,72,764</i>	<i>4,84,328</i>	<i>5,35,532</i>	<i>2,60,773</i>
TOTAL	480,824	597,803	810,440	972,737	544,921	12,85,009	14,45,942	19,48,878	19,67,896	10,16,924
Mercerised Cotton Yarn (III. Q)—	Lbs.	Lbs.	Lbs.	Lbs.	Lbs.					
United Kingdom	518,340	1,199,096	998,610	320,947	298,821	19,56,255	39,88,305	33,25,899	11,01,180	7,34,594
Germany	884	2,635	245	600	7,568	1,140	4,955	585	1,241	17,007
Netherlands	240	1,020
France	2,668	4,258
Switzerland	110	250	858	792	..
Italy	3,200	2,260	155	190	..	6,260	4,878	263	289
Japan	800,967	814,082	1,660,660	2,514,525	3,855,001	21,00,489	19,94,719	29,84,305	55,89,597	78,52,355
United States of America— Via Atlantic Coast	7,500	14,176
TOTAL FOREIGN COUNTRIES	801,301	620,107	1,666,943	2,515,529	3,870,254	21,01,629	20,06,954	39,74,899	55,81,988	78,85,837
<i>Share of Bengal</i>	<i>16,816</i>	<i>3,385</i>	<i>2,593</i>	<i>305</i>	<i>4,633</i>	<i>37,623</i>	<i>23,421</i>	<i>7,642</i>	<i>1,031</i>	<i>10,692</i>
<i>.. Bombay</i>	<i>1,235,918</i>	<i>1,964,192</i>	<i>2,606,856</i>	<i>2,730,247</i>	<i>4,122,266</i>	<i>39,66,093</i>	<i>67,59,712</i>	<i>71,07,438</i>	<i>62,77,324</i>	<i>65,14,317</i>
<i>.. Sind</i>	<i>11,154</i>	<i>21,768</i>	<i>35,339</i>	<i>16,621</i>	<i>3,922</i>	<i>36,123</i>	<i>75,419</i>	<i>1,30,727</i>	<i>63,998</i>	<i>26,517</i>
<i>.. Madras</i>	<i>6,253</i>	<i>24,253</i>	<i>18,515</i>	<i>97,544</i>	<i>25,749</i>	<i>19,627</i>	<i>98,855</i>	<i>64,027</i>	<i>2,65,206</i>	<i>64,623</i>
<i>.. Burma</i>	<i>..</i>	<i>..</i>	<i>209</i>	<i>..</i>	<i>1,800</i>	<i>..</i>	<i>..</i>	<i>250</i>	<i>..</i>	<i>3,322</i>
TOTAL	1,320,141	2,019,203	2,668,562	2,845,477	4,169,975	40,67,884	59,45,259	73,00,791	66,87,169	66,18,481
Unspecified descriptions of Twist and Yarn (III. Q)—	Lbs.	Lbs.	Lbs.	Lbs.	Lbs.					
United Kingdom	48,848	4,094	37,680	24,232	39,205	1,48,311	5,181	29,656	24,800	38,436
Other British Possessions	20	..	178	10	168	7	..	32	15	25
TOTAL BRITISH EMPIRE	48,868	4,094	37,858	24,232	39,473	1,48,318	5,181	29,688	24,815	38,471
Germany	319	1,499	..
France	354	258	690	2,840
Switzerland	1,537	3,295
Italy	5,400	10,286
Japan	11,851	1,500	12,150	9,017	2,277	14,040
United States of America— Via Atlantic Coast	6,852	6,080
Other Foreign Countries	150	120	257	545	..	562	180	702	797
TOTAL FOREIGN COUNTRIES	..	150	16,906	2,420	19,806	..	562	21,776	6,168	23,257
<i>Share of Bengal</i>	<i>10,118</i>	<i>..</i>	<i>22,042</i>	<i>13,622</i>	<i>45,545</i>	<i>21,123</i>	<i>..</i>	<i>10,474</i>	<i>5,122</i>	<i>42,700</i>
<i>.. Bombay</i>	<i>..</i>	<i>240</i>	<i>22,320</i>	<i>10,626</i>	<i>1,022</i>	<i>..</i>	<i>800</i>	<i>26,522</i>	<i>21,323</i>	<i>4,567</i>
<i>.. Madras</i>	<i>13,250</i>	<i>1,278</i>	<i>..</i>	<i>1,623</i>	<i>108</i>	<i>42,927</i>	<i>3,765</i>	<i>..</i>	<i>3,102</i>	<i>143</i>
<i>.. Burma</i>	<i>25,520</i>	<i>2,626</i>	<i>2,244</i>	<i>671</i>	<i>12,493</i>	<i>79,212</i>	<i>1,145</i>	<i>4,464</i>	<i>1,656</i>	<i>14,228</i>
TOTAL	48,868	4,244	56,616	25,662	59,279	1,48,318	5,743	51,466	29,973	61,728

GENERAL IMPORTS

No. 13—continued

ARTICLES, AND COUNTRIES OF CONSIGNMENT; ALSO SHARE OF EACH PROVINCE	QUANTITY					VALUE				
	1922-23	1923-24	1924-25	1925-26	1926-27	1922-23	1923-24	1924-25	1925-26	1926-27
Textiles—continued						R	R	R	R	Rs
Cotton—continued										
Twist and Yarn—concluded										
Total Twist and Yarn—	Lbs.	Lbs.	Lbs.	Lbs.	Lbs.					
United Kingdom	31,018,372	21,789,923	20,759,078	15,979,865	20,106,156	5,69,87,686	4,61,18,066	4,54,97,774	3,13,80,256	3,08,07,50
Ceylon	3,800	148,658	163,220	48,385	91,644	2,543	1,13,713	1,09,037	18,180	26,41
Straits Settlements (including Labuan)	21,346	1,274	2,000	12,400	3,580	21,274	2,704	2,788	16,622	4,06
Hongkong	64,430	67,600	1,000	--	14,600	84,808	44,362	2,227	--	20,01
Other British Possessions	10	230	1,121	2	230	61
TOTAL BRITISH EMPIRE	31,107,448	22,007,453	20,925,308	16,040,880	20,217,101	5,70,96,311	4,62,83,345	4,56,11,778	3,14,14,288	3,08,53,71
Germany	31,677	47,985	3,380	20,829	32,383	68,759	1,07,124	7,498	39,785	57,91
Netherlands	394,300	382,840	560,595	473,075	496,435	8,15,319	8,28,883	12,13,916	9,34,369	8,77,64
Belgium	61,097	57,380	90,115	33,925	29,200	1,28,452	1,19,376	1,80,475	71,616	48,41
France	1,495	3,645	7,337	1,786	1,943	5,755	12,838	27,133	4,323	6,64
Spain	3,000	6,429
Switzerland	724,190	981,784	1,097,185	898,013	691,130	16,52,264	20,66,956	22,60,559	15,93,040	9,92,62
Italy	312,005	391,300	214,948	409,645	313,612	6,90,130	3,18,399	4,05,496	6,95,900	4,35,61
Austria	1,200	132,398	280,746	214,400	45,200	2,236	2,30,058	5,55,902	3,55,386	67,31
Czechoslovakia	1,800	4,180
China (exclusive of Hongkong and Macao)	80,000	140,010	399,386	50,000	980,432	70,000	3,40,432	4,19,484	58,541	8,10,21
Japan	25,546,905	20,430,025	32,324,773	33,525,389	26,619,033	3,20,42,449	2,35,17,605	4,69,37,319	4,24,89,477	3,20,21,11
United States of America—										
Via Atlantic Coast	11,195	..	59	14,664	57,344	13,323	..	83	17,300	57,61
Other Foreign Countries	917	389	245	600	614	6
TOTAL FOREIGN COUNTRIES	23,166,761	22,567,362	34,982,024	35,647,206	29,207,457	3,54,83,522	3,30,91,671	5,10,19,299	4,62,52,351	3,53,84,31
Share of Bengal	15,439,471	12,927,331	16,293,652	13,639,177	9,621,372	2,35,35,462	2,02,98,023	2,58,64,321	1,92,38,553	1,21,66,36
 " Bomday	33,269,317	23,552,810	27,315,042	25,553,955	23,235,206	4,93,24,871	3,98,25,156	4,84,40,097	3,84,07,317	3,69,64,43
 " Sind	699,455	1,004,313	1,321,653	323,541	744,347	13,07,742	16,57,666	21,09,722	11,43,905	3,51,19
 " Madras	7,407,573	6,439,337	3,732,244	7,699,439	3,641,646	1,50,82,536	1,48,76,524	1,57,16,342	1,47,33,942	1,36,76,50
 " Burma	1,498,413	1,560,004	2,294,741	2,375,083	2,130,887	33,34,423	27,18,147	40,00,325	40,93,317	25,95,61
TOTAL	59,274,222	44,574,315	56,907,332	51,688,086	49,424,558	9,25,84,833	7,93,75,516	9,66,31,077	7,76,68,639	6,02,43,576

No. 13—continued

ARTICLES, AND COUNTRIES OF CONSIGNMENT; ALSO SHARE OF EACH PROVINCE	QUANTITY					VALUE				
	1922-23	1923-24	1924-25	1925-26	1926-27	1922-23	1923-24	1924-25	1925-26	1926-27
Textiles—continued						R	R	R	R	R
Cotton—continued										
Manufactures—										
Blankets (H.L. Q)—	Lbs.	Lbs.	Lbs.	Lbs.	Lbs.					
United Kingdom	24,904	98,104	78,705	102,825	215,416	22,746	83,186	62,689	73,777	1,30,960
Straits Settlements (including Labuan)	199	76	21,785	40,723	4,880	319	179	29,737	51,519	5,518
Kenya Colony	1,012	1,389
Other British Possessions	183	265	41	238	173	628	420	111	505	265
TOTAL BRITISH EMPIRE	26,388	98,445	98,591	143,846	223,169	25,082	83,785	91,727	1,24,891	1,36,772
Germany	46,666	892,200	2,129,167	665,833	1,622,036	55,623	7,32,544	17,46,861	5,26,353	11,35,718
Netherlands	1,084,946	1,801,679	1,494,680	1,599,814	1,922,578	11,14,061	15,26,154	18,40,234	18,84,459	14,43,601
Belgium	1,223	269,654	1,123,702	610,016	1,074,810	1,381	2,20,707	9,21,522	3,51,847	7,55,731
Luxemburg	18,000	16,200
France	6,298	28,718	7,306	29,132	44,550	4,877	22,375	11,554	16,969	42,329
Switzerland	260	126	11,184	268	141	3,775
Italy	..	14	2	50,873	15,467	..	7	10	37,805	3,914
Czechoslovakia	478	13,500	304	6,840
China (exclusive of Hong-kong and Macao)	459	10	56	1,800	12	88
Japan	24,711	158,139	279,465	716,431	560,321	36,794	1,67,886	4,59,196	9,98,806	771,058
United States of America—										
Via Atlantic Coast	6,640	497	485	3,107	1,475	34,593	1,199	924	1,213	5,159
" Pacific "	39	22	..	22	..	78	22	..	115	..
Other Foreign Countries	199	8	383	8	88	222	23	195	28	72
TOTAL FOREIGN COUNTRIES	1,169,282	3,151,065	5,049,195	3,575,719	5,436,026	12,65,897	20,72,142	44,80,384	38,87,200	42,76,170
Share of Bengal	160,302	1,417,999	3,243,955	1,298,546	3,004,861	1,32,622	11,17,257	26,71,024	8,12,769	18,80,712
" Bombay "	76,523	221,523	3,302,641	182,292	223,257	65,954	1,23,054	3,20,876	1,28,365	95,773
" Sind "	3,129	18,359	22,157	33,125	17,212	3,493	11,569	32,196	44,872	12,861
" Madras "	2,409	3,899	4,923	944	2,523	2,198	4,118	3,638	1,369	3,165
" Burma "	953,392	1,687,247	1,669,999	2,294,659	2,560,742	10,88,291	14,59,923	16,43,478	23,96,126	23,14,741
TOTAL	1,195,670	3,249,519	5,138,786	3,719,565	5,709,195	12,90,979	27,55,927	46,71,211	34,62,100	43,12,942
Canvas (H.L. Q)—	Yards	Yards	Yards	Yards	Yards					
United Kingdom	304,258	409,228	500,359	527,717	708,817	517,062	4,42,563	4,49,186	5,50,573	6,17,982
Ceylon	439	538	267	321	2,341	732	791	419	308	2,640
Straits Settlements (including Labuan)	878	1,091	1,022	2,528	4,252	1,187	1,453	1,134	2,209	4,899
Other British Possessions	50	600	30	148	180	62	200	48	400	230
TOTAL BRITISH EMPIRE	306,625	411,457	501,678	530,714	715,990	5,19,033	4,45,007	4,50,782	5,82,680	6,25,751
Germany	10,629	21,722	6,925	55,546	46,811	6,378	8,791	6,544	26,286	29,095
Netherlands	2,646	1,616	216	3,184	2,719	947
France	1,518	..	2,042	908	7,059	4,471	..	3,679	4,020	3,221
Switzerland	259	..	7,324	587	..	1,238
Italy	..	18,729	111,344	115,451	206,450	..	5,997	23,717	26,257	34,319
Java	3,071	8,285	5,153	6,822
Japan	24,511	11,781	14,849	17,216	25,211	20,999	14,250	21,535	22,076	27,977
United States of America—										
Via Atlantic Coast	400	102	711	2,462	696	850	1,567	2,371	1,985	1,923
Other Foreign Countries	..	421	30	..	400	..	561	45	..	395
TOTAL FOREIGN COUNTRIES	37,056	52,746	133,789	197,291	302,132	42,598	39,191	71,652	97,607	1,02,027

GENERAL IMPORTS

No. 13—continued

ARTICLES, AND COUNTRIES OF CONSIGNMENT; ALSO SHARE OF EACH PROVINCE	QUANTITY					VALUE				
	1922-23	1923-24	1924-25	1925-26	1926-27	1922-23	1923-24	1924-25	1925-26	1926-27
						R	R	R	R	R
Textiles—continued										
Cotton—continued										
Manufactures—continued										
Canvas (III. Q)—continued	Yards	Yards	Yards	Yards	Yards					
Share of Bengal	94,233	149,613	113,355	134,988	214,417	2,18,080	2,36,897	1,46,560	2,85,531	2,74,054
“ Bombay	162,061	223,196	413,033	453,478	604,323	1,87,170	93,639	2,09,313	2,39,102	2,65,324
“ Sind	4,795	9,384	22,907	44,548	85,676	3,781	8,918	17,090	25,796	43,261
“ Madras	14,093	4,511	1,411	26,527	30,155	28,687	8,076	2,504	35,913	53,994
“ Burma	67,499	77,599	89,761	63,164	83,051	1,22,943	1,22,778	1,46,377	93,545	36,251
TOTAL	342,681	464,203	640,467	728,005	1,018,222	5,61,631	4,75,198	5,22,434	6,60,237	7,27,804
Handkerchiefs and Shawls in the piece—										
Handkerchiefs (III. Q)—	No.	No.	No.	No.	No.					
United Kingdom	3,432,760	4,788,350	7,709,642	5,503,088	6,555,195	7,21,668	10,36,912	18,26,806	15,20,817	11,20,104
Straits Settlements (including Labuan)	150	558	270	856	18,336	46	130	62	159	1,500
Other British Possessions	124	111	165	1,015	358	85	57	77	220	148
TOTAL BRITISH EMPIRE	3,433,034	4,789,019	7,710,077	5,504,954	6,573,889	7,21,799	10,37,099	18,26,945	15,20,996	11,21,752
Netherlands	36,500	27,367
Luxemburg	9,600	1,261
Switzerland	59,200	181,577	83,316	60,246	126,204	14,432	28,914	37,578	6,931	28,678
Italy	35,998	1,200	3,168	6,791	248	440
Japan	97,600	169,800	540,120	7,877	13,584	26,668
United States of America—										
Via Atlantic Coast	31	24	129,704	12	6	7,699
Other Foreign Countries	15	66	4,752	874	..	8	14	865	194
TOTAL FOREIGN COUNTRIES	59,200	181,592	233,509	235,816	809,670	14,432	28,917	79,439	21,634	64,940
Share of Bengal	1,722,119	2,332,760	1,496,534	1,349,336	2,521,125	2,82,133	3,19,697	2,51,978	2,12,730	2,77,621
“ Bombay	1,147,363	1,300,523	2,067,074	1,329,904	1,954,633	2,19,941	2,52,296	6,44,141	3,04,606	3,43,023
“ Sind	511,630	1,285,196	3,053,875	3,747,753	1,658,768	2,13,010	4,69,032	9,37,470	9,78,340	4,81,603
“ Madras	25,038	36,620	18,785	24,975	30,503	9,357	6,334	3,625	7,087	6,814
“ Burma	79,534	66,807	307,318	297,252	1,218,530	10,240	12,735	63,166	39,617	1,27,536
TOTAL	3,492,234	4,970,611	7,943,586	5,740,770	7,382,559	7,36,231	10,66,016	19,06,334	15,42,330	11,36,654
Shawls (III. Q)—	No.	No.	No.	No.	No.					
United Kingdom	593,724	893,461	684,168	322,308	380,020	8,63,136	11,12,084	10,24,809	4,78,083	5,72,769
Ceylon	781	27	36	10	..	2,725	62	113	43
Straits Settlements (including Labuan)	..	956	165	1,162	2	..	1,535	649	3,651	10
Other British Possessions	131	..	5	67	..	37
ROYAL BRITISH EMPIRE	593,724	894,597	684,491	323,506	380,037	8,63,136	11,16,344	10,25,587	4,81,847	5,72,878
Germany	1,939	1,599	3,276	22,366	20,747	7,909	5,337	29,937	36,566	23,891
Netherlands	27,187	15,500	88,676	1,031	..	51,595	31,383	1,37,448	1,823
Belgium	2,610	2,530	6,331	6,899
France	5,788	2,622	..
Switzerland	485	1,033	6,613	10,616	..
Italy	16,791	18,265	5,247	40,530	..	50,999	53,517	12,576	90,557

No. 13—continued

ARTICLES, AND COUNTRIES OF CONSIGNMENT, ALSO SHARE OF EACH PROVINCE	QUANTITY					VALUE				
	1922-23	1923-24	1924-25	1925-26	1926-27	1922-23	1923-24	1924-25	1925-26	1926-27
Textiles—continued										
Cotton—continued										
Manufactures—continued										
Handkerchiefs and Shawls in the piece—continued										
Shawls (III, Q)—continued	No.	No.	No.	No.	No.					
Austria	260	..	4,488	1,216	..	6,106
Czechoslovakia	1,200	1,995	6,216	2,067	3,900	8,203	4,663	7,362	5,011	6,702
Japan	30,944	8,252	21	10,213	7,945	20
Other Foreign Countries	7	80	16	25	217	20
TOTAL FOREIGN COUNTRIES	3,456	49,652	83,590	186,209	68,650	17,359	1,12,801	1,46,201	2,10,416	1,41,868
Share of Bengal	708,659	230,729	210,537	157,395	306,119	2,60,137	3,37,298	4,78,989	4,21,728	6,10,768
“ Bombay	452,671	677,340	416,068	129,940	91,456	6,90,132	2,12,174	4,44,535	1,21,407	24,076
“ Sind	35,244	9,909	35,239	41,671	7,397	30,125	22,476	1,21,925	25,411	6,329
“ Madras	6	1,189	197	38	1,247	35	4,371	648	113	3,132
“ Burma	..	25,082	55,899	90,373	41,977	..	46,328	54,677	1,23,749	70,948
TOTAL	597,180	944,249	768,061	459,715	448,606	8,80,489	12,29,145	11,70,788	7,11,262	7,14,740
Total Handkerchiefs and Shawls in the piece	No.	No.	No.	No.	No.					
United Kingdom	4,026,484	5,681,811	8,392,810	5,825,391	6,935,215	15,84,904	21,43,996	28,61,615	19,98,400	16,62,898
Ceylon	124	892	192	315	398	85	2,782	129	254	190
Straits Settlements (including Labuan)	160	918	435	2,018	16,838	46	1,665	711	3,810	1,810
Other British Possessions	131	736	5	67	70	37
TOTAL BRITISH EMPIRE	4,026,758	5,683,616	8,394,548	5,828,460	6,938,926	15,84,935	21,53,448	28,52,582	20,02,548	16,91,630
Germany	1,969	1,614	2,276	22,365	21,057	7,909	5,240	20,937	24,566	22,914
Netherlands	..	27,187	52,000	89,676	1,081	..	51,585	58,750	1,27,448	1,922
Belgium	2,610	2,580	6,221	6,899
Luxemburg	9,600	1,261
France	7,404	3,020	..
Switzerland	59,200	181,577	89,801	61,323	126,204	14,432	28,914	44,191	17,547	28,678
Italy	..	18,791	34,251	6,447	48,698	..	50,999	60,808	19,124	90,097
Austria	260	..	4,488	1,216	..	6,106
Czechoslovakia	1,200	1,995	6,216	2,067	3,900	8,203	4,663	7,362	5,011	6,702
Japan	127,944	177,982	540,141	26,890	21,529	26,688
United States of America—Via Atlantic Coast	97	24	129,704	22	6	7,099
Other Foreign Countries	7	80	76	3,136	564	25	217	24	453	141
TOTAL FOREIGN COUNTRIES	62,656	231,244	317,099	1,872,025	878,329	31,785	1,41,718	2,24,640	2,41,049	2,04,802
Share of Bengal	1,226,375	2,512,489	1,707,071	1,637,181	2,227,244	5,43,320	6,66,995	7,20,967	6,22,968	8,26,323
“ Bombay	1,009,534	1,277,263	2,422,142	1,469,244	2,266,096	2,10,073	10,71,472	10,89,676	4,26,013	3,97,103
“ Sind	547,474	1,225,195	2,129,256	2,729,224	1,806,965	2,43,195	4,97,526	11,29,295	10,02,651	4,37,432
“ Madras	25,044	36,709	18,982	25,011	32,355	9,892	10,808	4,371	7,200	9,746
“ Burma	79,584	91,689	363,217	363,025	1,220,497	10,240	68,663	1,22,863	1,72,760	1,28,768
TOTAL	4,089,414	5,914,860	8,711,667	6,200,485	7,832,255	16,16,720	22,95,161	30,77,172	22,48,592	19,01,432
Hosiery—										
Stockings and socks (III, Q) (a)—		Dozen Pairs	Dozen Pairs	Dozen Pairs	Dozen Pairs					
United Kingdom	—	21,967	43,521	54,227	55,998	—	1,54,839	1,84,596	1,29,044	1,66,264
Straits Settlements (including Labuan)	—	4,002	26,807	906	2,554	—	6,822	40,440	1,964	5,026
Hongkong	—	223,758	362,023	469,576	456,111	—	4,20,109	6,60,619	6,40,656	7,93,213
Other British Possessions	—	27	..	1	24	—	83	5	1	228
TOTAL BRITISH EMPIRE		249,744	433,051	524,710	514,692		6,41,915	10,85,660	10,81,706	9,65,531

(a) Separately recorded from 1922-24.

GENERAL IMPORTS

(474)

No. 13—continued

ARTICLES, AND COUNTRIES OF CONSIGNMENT; ALSO SHARE OF EACH PROVINCE	QUANTITY					VALUE				
	1922-23	1923-24	1924-25	1925-26	1926-27	1922-23	1923-24	1924-25	1925-26	1926-27
Textiles—continued										
Cotton—continued										
<i>Manufactures—continued</i>										
<i>Hosiery—continued</i>										
Stockings and socks (III. Q) (a)—continued		Dozen Pairs	Dozen Pairs	Dozen Pairs	Dozen pairs					
Germany	—	25,190	25,925	28,467	34,251	—	1,88,242	1,99,428	1,78,271	1,86,818
Switzerland	—	..	5,500	—	..	12,158
Italy	—	..	240	4,481	6,049	—	..	932	15,719	23,147
China (exclusive of Hongkong and Macao)	—	67,861	73,546	82,380	88,490	—	1,65,566	1,77,933	2,00,292	1,58,495
Japan	—	345,354	172,858	331,115	383,589	—	5,29,050	4,14,870	6,38,391	6,71,294
United States of America— Via Atlantic Coast	—	19,470	30,498	53,959	49,798	—	1,87,218	2,92,061	3,74,229	3,95,541
" Pacific "	—	..	1	—	..	6
Other Foreign Countries	—	2	20	139	231	—	2	144	1,246	1,582
TOTAL FOREIGN COUNTRIES	—	454,877	306,583	500,541	562,408	—	10,70,078	10,97,582	14,08,148	14,36,877
<i>Share of Bengal</i>	—	219,998	259,741	442,359	464,356	—	5,31,996	7,04,428	10,44,368	9,08,960
" Bombay	—	446,738	409,688	484,191	482,771	—	10,43,228	12,68,800	11,33,669	10,93,597
" Sind	—	6,072	15,262	39,410	51,341	—	38,480	55,466	1,40,712	1,88,718
" Madras	—	2,913	3,715	8,648	13,256	—	29,949	29,808	38,028	55,384
" Burma	—	23,995	58,228	50,646	65,376	—	63,343	1,24,688	1,70,581	1,55,769
TOTAL	—	704,621	746,634	1,025,251	1,077,100	—	17,11,996	21,83,190	24,87,856	24,02,408
Underwear (III. Q) (b)—				Dozen	Dozen					
United Kingdom	—	—	—	6,014	9,085	92,164	78,809	1,05,375	91,714	97,244
Gibraltar	—	—	—	..	10	85
Ceylon	—	—	—	157	216	75	81	..	1,297	1,487
Straits Settlements (including Labuan)	—	—	—	1,223	5,687	3,935	11,615	10,084	8,818	15,606
Hongkong	—	—	—	4,974	3,838	86,246	18,947	28,097	46,584	36,052
Zanzibar and Pemba	—	—	—	145	1,318	..
TOTAL BRITISH EMPIRE	—	—	—	12,513	18,781	1,32,420	1,09,452	1,43,506	1,49,781	1,60,434
Germany	—	—	—	45,456	80,799	2,95,539	2,35,475	4,02,340	5,09,872	7,58,835
Netherlands	—	—	—	1	1,335	12	19	1,062	20	12,248
Belgium	—	—	—	83	5,361	464	..
France	—	—	—	242	41	223	1,286	71	3,281	657
Switzerland	—	—	—	255	1,336	9,275	..	11,389	3,638	14,345
Italy	—	—	—	120	160	1,898	3,916	500	503	2,339
China (exclusive of Hongkong and Macao)	—	—	—	93	3,128	6,741	350	189	1,369	12,467
Japan	—	—	—	2,093,539	2,469,079	52,05,526	67,03,460	78,90,096	1,01,56,599	1,07,30,617
United States of America— Via Atlantic Coast	—	—	—	5,036	8,693	32,918	52,412	36,792	51,524	77,947
Other Foreign Countries	—	—	—	252	3	16	50	113	1,026	10
TOTAL FOREIGN COUNTRIES	—	—	—	2,145,077	2,564,574	55,52,148	69,96,968	83,48,413	1,07,28,246	1,16,18,465
<i>Share of Bengal</i>	—	—	—	1,334,613	1,635,594	29,97,103	37,35,731	53,26,093	66,08,161	73,44,544
" Bombay	—	—	—	409,980	456,311	3,64,331	19,08,733	13,62,043	19,79,193	18,53,697
" Sind	—	—	—	6,158	14,276	851	3,189	11,672	37,090	62,443
" Madras	—	—	—	4,577	5,100	1,448	9,132	13,027	39,491	29,380
" Burma	—	—	—	402,263	471,164	23,29,835	14,59,539	17,89,984	27,14,132	24,79,718
TOTAL	—	—	—	2,187,590	2,588,355	56,84,568	71,06,420	84,91,919	1,08,77,977	1,17,68,999

(a) Separately recorded from 1923-24.
(b) Quantity recorded from 1925-26.

No. 13—continued

ARTICLES, AND COUNTRIES OF CONSIGNMENT; ALSO SHARE OF EACH PROVINCE	QUANTITY					VALUE				
	1922-23	1923-24	1924-25	1925-26	1926-27	1922-23	1923-24	1924-25	1925-26	1926-27
						R	R	R	R	R
Textiles—continued										
Cotton—continued										
Manufactures—continued										
Hosiery—continued										
Other sorts (III. Q) —										
United Kingdom	—	—	—	—	—	2,31,352	1,27,185	72,587	1,10,168	47,972
Ceylon	—	—	—	—	—	1,055	389	1,306	1,587	662
Straits Settlements (including Labuan)	—	—	—	—	—	2,444	2,129	632	1,433	648
Hongkong	—	—	—	—	—	5,40,183	6,498	10,943	370	14,908
Other British Possessions	—	—	—	—	—	50	100	130
TOTAL BRITISH EMPIRE	—	—	—	—	—	7,77,094	1,36,301	86,518	1,18,655	64,220
Germany	—	—	—	—	—	1,01,314	59,180	39,020	45,777	42,031
Belgium	—	—	—	—	—	4,425	..	370	22	30
France	—	—	—	—	—	1,300	..	435	4,180	510
Switzerland	—	—	—	—	—	2,322
Italy	—	—	—	—	—	..	4,298	..	209	492
Turkey, European	—	—	—	—	—	1,480	24	..
China (exclusive of Hongkong and Macao)	—	—	—	—	—	1,14,033	44,184	55,867	29,315	7,497
Japan	—	—	—	—	—	11,97,112	2,57,576	2,50,489	2,45,476	2,55,405
United States of America—										
Via Atlantic Coast	—	—	—	—	—	1,37,190	74,497	83,908	1,39,177	70,268
" Pacific "	—	—	—	—	—	984	..	12	15	..
Other Foreign Countries	—	—	—	—	—	1,013	83	26	1,858	140
TOTAL FOREIGN COUNTRIES	—	—	—	—	—	15,60,718	4,39,798	4,81,592	5,00,106	4,76,406
Share of Bengal	—	—	—	—	—	6,61,767	2,72,228	2,76,491	2,22,008	2,62,454
" Bombay	—	—	—	—	—	15,85,525	1,91,927	1,92,810	1,90,023	1,19,789
" Sind	—	—	—	—	—	48,580	29,452	62,909	39,830	4,597
" Madras	—	—	—	—	—	31,048	6,179	3,460	7,522	1,083
" Burma	—	—	—	—	—	2,20,254	21,591	69,449	29,433	71,799
TOTAL	—	—	—	—	—	22,37,802	5,75,999	5,17,110	6,79,761	5,40,626
Total value of Hosiery—										
United Kingdom	—	—	—	—	—	3,25,516	3,60,883	2,42,556	2,40,919	2,12,180
Ceylon	—	—	—	—	—	1,130	508	1,311	2,000	2,332
Straits Settlements (including Labuan)	—	—	—	—	—	6,379	20,578	51,156	12,215	21,280
Hongkong	—	—	—	—	—	5,26,429	5,06,554	3,99,639	9,87,642	8,44,173
Zanzibar and Pemba	—	—	—	—	—	1,318	..
Other British Possessions	—	—	—	—	—	50	50	..	100	220
TOTAL BRITISH EMPIRE	—	—	—	—	—	9,09,504	8,87,571	12,14,692	12,46,094	11,30,185
Germany	—	—	—	—	—	3,97,353	4,32,377	6,61,228	7,32,920	9,87,737
Netherlands	—	—	—	—	—	12	19	1,077	514	12,368
Belgium	—	—	—	—	—	4,425	..	6,742	495	20
France	—	—	—	—	—	2,083	1,226	600	3,191	1,906
Switzerland	—	—	—	—	—	11,597	..	23,547	2,625	14,245
Italy	—	—	—	—	—	2,319	8,214	1,432	19,491	25,978
Turkey, European	—	—	—	—	—	1,480	24	..
China (exclusive of Hongkong and Macao)	—	—	—	—	—	1,20,779	2,10,100	2,23,979	2,31,476	1,78,459
Japan	—	—	—	—	—	64,02,638	74,90,086	85,55,455	1,11,28,464	1,17,6,318

GENERAL IMPORTS

(476)

No. 13 — continued

ARTICLES, AND COUNTRIES OF CONSIGNMENT; ALSO SHARE OF EACH PROVINCE	QUANTITY					VALUE				
	1922-23	1923-24	1924-25	1925-26	1926-27	1922-23	1923-24	1924-25	1925-26	1926-27
Textiles—continued						R	R	R	R	R
Cotton—continued										
Manufactures—continued										
Hosiery—concluded										
Total value of Hosiery—continued										
United States of America—										
<i>Via Atlantic Coast</i>	—	—	—	—	—	1,70,108	3,14,127	4,12,756	5,64,930	5,43,746
<i>„ Pacific „</i>	—	—	—	—	—	984	..	18	15	..
Other Foreign Countries	—	—	—	—	—	608	135	154	2,347	88
TO ALL FOREIGN COUNTRIES	—	—	—	—	—	71,12,866	85,06,844	98,77,587	1,27,00,500	1,35,31,748
Share of Bengal	—	—	—	—	—	34,58,850	45,30,613	63,07,013	79,75,935	85,06,06
<i>„ Bombay</i>	—	—	—	—	—	19,29,926	31,43,997	27,34,653	33,02,775	30,57,08
<i>„ Sind</i>	—	—	—	—	—	49,411	02,121	1,31,033	2,37,632	2,55,71
<i>„ Madras</i>	—	—	—	—	—	32,494	45,280	45,395	85,101	35,81
<i>„ Burma</i>	—	—	—	—	—	25,51,689	16,12,424	19,74,321	24,44,151	27,07,27
TOTAL	—	—	—	—	—	80,23,370	93,94,415	1,11,92,219	1,40,45,594	1,47,11,93
Wool and patent net (III. Q)—	Yards	Yards	Yards	Yards	Yards					
United Kingdom	625,830	918,132	1,068,869	729,297	748,688	5,20,412	7,08,108	7,07,032	5,79,772	5,22,98
Ceylon	7,892	2,337	2,555	1,105	1,026	3,243	1,040	580	315	88
Straits Settlements (including Labuan)	51	8,070	6,086	117	4,908	50	7,882	1,521	64	2,77
Other British Possessions	265	..	100	..	195	255	..	522	..	17
TOTAL BRITISH EMPIRE	684,038	928,539	1,072,610	730,519	754,817	5,23,960	7,17,030	7,69,655	5,80,181	5,26,21
Germany	39,334	70,601	87,513	100,952	182,913	38,529	36,206	45,761	79,568	1,25,03
Netherlands	1,212	7,823	690	4,14
Belgium	20,237	37,127	56,628	14,164	28,681	39,75
France	60	9,782	44,128	86,236	805,273	125	6,008	23,350	43,420	1,53,60
Switzerland	52,503	20,736	58,897	141,191	89,632	59,615	23,286	25,996	77,841	38,50
Italy	6,153	6,952	26,853	3,987	34,200	6,162	6,054	18,476	6,790	23,33
Austria	1,358	1,623	..	1,529	1,005	..
Czechoslovakia	3,875	2,61
Serb-Croat and Slovene States (Jugo-Slavia)	4,932	33,491	..
Russia	..	16,060	18,920
Japan	48	..	7,500	5,320	36	70	..	4,434	2,456	2
Other Foreign Countries	30	20	68	..	113	16	6	17	..	2
TOTAL FOREIGN COUNTRIES	90,991	124,751	239,991	337,480	680,498	1,06,046	90,480	1,32,198	2,78,930	3,92,04
Share of Bengal	103,761	230,924	323,678	242,999	367,464	1,00,246	1,36,967	2,69,330	1,91,863	2,45,13
<i>„ Bombay</i>	490,909	709,103	784,433	730,457	847,564	4,00,432	5,20,356	5,14,389	5,42,373	5,54,77
<i>„ Madras</i>	11,132	4,363	7,335	2,044	12,987	4,003	3,853	3,414	991	6,47
<i>„ Burma</i>	123,227	108,900	1,98,655	136,499	207,395	1,25,325	96,355	1,14,227	1,12,849	1,11,81
TOTAL	734,029	1,053,290	1,312,601	1,117,999	1,435,310	6,30,006	8,07,510	9,01,853	8,54,081	9,18,26
Piecegoods—										
Grey (unbleached)—										
Plain grey—										
Canadars (III. Q)	Yards	Yards	Yards	Yards	Yards					
United Kingdom	35,228	46,200	3,997	12,383	10,680	1,41
Mesopotamia	3,600	1,250
Ceylon	33,000	9,336	..
Other British Possessions	40	20	20	1
TOTAL BRITISH EMPIRE	3,600	..	35,228	79,240	3,917	1,250	..	12,383	20,036	1,41
Italy	4,536	5,877	..
Japan	24,000	8,649	..
TOTAL FOREIGN COUNTRIES	28,536	14,526	..
Share of Bombay	3,600	..	35,228	107,376	3,917	1,250	..	12,383	34,611	1,41

No. 18—continued

ARTICLES, AND COUNTRIES OF CONSIGNMENT; ALSO SHARE OF EACH PROVINCE	QUANTITY					VALUE				
	1922-23	1923-24	1924-25	1925-26	1926-27	1922-23	1923-24	1924-25	1925-26	1926-27
Textiles—continued						R	R	R	R	R
Cotton—continued										
Manufactures—continued										
Woolen goods—continued										
Grey (unbleached)—continued										
Plain grey—continued										
Dhutti, Surti, and Scarves (III. Q)—	Yards	Yards	Yards	Yards	Yards					
United Kingdom	361,719	256,208	766,434	804,408	1,828,307	1,55,744	1,19,742	8,31,678	2,63,240	5,51,919
Ceylon	154,477	192,682	16,524	172	5,649	70,182	76,860	6,477	121	3,016
Straits Settlements (including Labuan)	242	45	18	100	30	9	..
TOTAL BRITISH EMPIRE	516,196	450,132	772,003	804,598	1,831,956	2,25,926	1,96,702	8,37,985	2,63,370	5,54,935
China (exclusive of Hong- kong and Macao)	120,000	49,382
Japan	80,000	..	19,450	112,490	309,237	33,516	..	7,082	32,619	73,401
United States of America— Via Atlantic Coast	150,000	72,765
TOTAL FOREIGN COUNTRIES	360,000	..	19,450	112,490	309,237	1,56,663	..	7,082	32,619	73,401
Share of Bengal	354,000	24,816	..	32,100	..	1,87,151	2,831	..	9,169	..
" Bombay	247,682	173,177	663,845	378,424	1,703,867	1,08,391	39,603	2,92,072	1,41,741	6,08,141
" Sind	28,890	..	35,824	11,503	..	36,950
" Madras	235,824	236,339	32,170	133	28,381	1,04,444	93,875	12,375	130	11,311
" Burma	16,760	2,074	507,378	408,945	..	4,192	2,169	1,44,949	1,08,584
TOTAL	866,196	450,132	790,453	917,086	2,141,193	3,81,489	1,96,702	8,44,467	2,96,989	6,28,036
Drills and Jeans (III. Q)—	Yards	Yards	Yards	Yards	Yards					
United Kingdom	639,881	253,778	359,241	854,064	645,253	2,00,276	1,03,869	1,50,778	3,61,350	2,37,924
Aden and Dependencies Straits Settlements (including Labuan)	17,880	23,200	40,000	3,000	21,000	4,832	14,008	14,640	1,182	6,953
Hongkong	3,200	1,300	..
Other British Possessions	40	1	44	55	..	15	1	22	27
TOTAL BRITISH EMPIRE	657,945	282,110	478,245	961,972	670,228	2,05,275	1,18,648	1,65,819	3,64,671	2,41,104
Germany	20,000	60,000	6,756	24,324
Netherlands	83,600	6,000	14,400	34,160	..	9,548	1,769	3,740	8,577
Austria	15,000	4,205
China (exclusive of Hong- kong and Macao)	120,000	41	119,600	72,080	44,000	51,325	28	45,936	25,020	10,170
Japan	10,004,350	16,106,698	14,458,560	16,189,780	11,840,785	39,62,035	68,81,264	56,87,768	57,31,580	34,01,840
Portuguese East Africa	4,200	3,000	2,554	1,689
United States of America— Via Atlantic Coast	2,492,600	375,000	2,202,600	2,153,280	2,276,618	16,56,651	2,14,371	12,86,971	9,59,798	8,44,834
Other Foreign Countries	360	135
TOTAL FOREIGN COUNTRIES	13,617,310	16,519,589	16,789,760	18,449,490	14,270,564	56,70,146	69,07,755	69,78,729	67,26,891	42,94,010
Share of Bengal	1,999,400	2,543,200	2,958,696	3,043,360	2,722,214	2,30,968	10,32,292	11,87,008	10,82,517	7,77,749
" Bombay	2,554,371	12,375,755	10,201,945	12,242,489	6,844,197	32,31,822	48,97,564	42,19,388	45,04,072	31,24,384
" Sind	2,043,650	1,024,000	2,965,200	2,923,520	4,391,330	2,53,501	5,03,943	12,57,339	11,28,004	18,72,984
" Madras	28,738	38,726	56,374	20,604	56,255	12,009	18,004	27,908	7,325	24,379
" Burma	652,100	311,958	1,089,790	1,181,439	297,446	2,42,321	2,34,440	2,74,943	3,86,344	2,08,392
TOTAL	14,278,255	16,801,649	17,263,005	19,111,462	14,941,392	58,75,421	67,26,303	71,07,939	71,21,462	48,25,114
Flannel and Flannelettes (III. Q)—	Yards	Yards	Yards	Yards	Yards					
United Kingdom	412,275	498	20,691	2,799	5,221	1,21,868	420	10,946	3,479	4,701
Italy	5,713	2,324
Japan	8,000	2,657	..
United States of America— Via Atlantic Coast	12	20,000	13	15,541
Other Foreign Countries	5	109	5	284
TOTAL FOREIGN COUNTRIES	5	5,834	20,000	8,000	..	5	2,111	16,541	2,657	..
Share of Bengal	..	5,762	224	2,384	462
" Bombay	49,292	8,000	5,221	36,318	2,657	4,701
" Sind	411,874	1,21,483
" Madras	706	569	475	51	..	365	647	219	25	..
" Burma	2,748	2,454	..
TOTAL	412,280	6,332	50,691	10,799	5,221	1,21,873	2,581	26,427	6,136	4,701

GENERAL IMPORTS

No. 13—continued

ARTICLES, AND COUNTRIES OF CONSIGNMENT; ALSO SHARE OF EACH PROVINCE	QUANTITY					VALUE				
	1922-23	1923-24	1924-25	1925-26	1926-27	1922-23	1923-24	1924-25	1925-26	1926-27
Textiles—continued						R	R	R	R	R
Cotton—continued										
Manufactures—continued										
Piecegoods—continued										
Grey (unbleached)—continued										
Plain grey—continued										
Jaconets, including Madapolams, Mails, and Cambries (III. Q)—	Yards	Yards	Yards	Yards	Yards					
United Kingdom	83,688,232	72,793,739	88,977,684	66,839,687	72,499,559	2,81,19,108	2,42,45,751	2,92,19,492	1,74,62,190	1,91,61,004
Aden and Dependencies	4,400	18,000	..	1,200	3,108
Ceylon	1,641	29,668	564	418	328	1,029	13,067	294	228	163
Straits Settlements (including Labuan)	2,683	1,702	815	331	307	1,620	1,008	432	179	168
TOTAL BRITISH EMPIRE	83,692,456	72,829,507	88,978,063	66,840,436	72,518,194	2,81,21,755	2,42,61,024	2,92,20,208	1,74,62,597	1,91,64,443
Maskat Territory and Trucial Oman	7,168	2,016
China (exclusive of Hongkong and Macao)	9,000	2,026
Japan	120,000	293,680	122,300	35,125	..	42,338	1,07,468	39,882	6,884
United States of America—										
Via Atlantic Coast	37,008	9,571	..
TOTAL FOREIGN COUNTRIES	..	120,000	293,680	169,306	44,125	..	42,338	1,09,474	49,453	8,890
Share of Bengal	29,497,655	23,089,929	36,092,378	29,811,471	34,672,018	1,26,83,413	1,04,17,979	1,21,65,376	82,94,313	88,29,723
.. Bombay	20,215,806	16,500,287	25,025,225	18,165,378	15,636,405	46,65,228	39,67,755	52,55,725	30,80,722	31,72,529
.. Sind	2,691,101	2,080,411	3,832,643	1,657,631	1,247,176	7,39,686	5,33,406	10,53,175	4,12,851	2,75,549
.. Madras	20,425,174	22,262,423	24,222,520	19,314,714	20,925,198	89,82,952	93,62,315	1,02,29,157	51,10,944	68,70,000
.. Burma	129,710	68,455	10,140	50,643	81,528	45,440	21,904	5,289	12,154	24,308
TOTAL	83,692,456	72,949,507	89,378,811	69,999,742	72,562,319	2,81,31,755	2,43,03,363	2,93,29,682	1,75,12,050	1,91,73,332
Longcloth and Shirtings (III. Q)—	Yards	Yards	Yards	Yards	Yards					
United Kingdom	241,163,619	92,624,348	145,541,518	87,330,439	70,830,037	8,44,69,570	3,26,35,293	5,18,58,178	2,87,51,806	1,66,31,700
Mesopotamia	540	456
Ceylon	972	20,524	454	715	..	510	8,373	237	359	..
Straits Settlements (including Labuan)	472	1,488	69,795	2,963	36,744	309	679	29,430	1,218	5,873
Hongkong	12,693	104,387	5,326	14,120	..	4,583	45,529	1,406	5,994	..
Mauritius and Dependencies	22,509	6,750
TOTAL BRITISH EMPIRE	241,200,256	92,750,699	145,616,093	87,349,237	70,837,321	8,44,91,723	3,26,69,879	5,18,69,309	2,87,59,317	1,66,28,119
Netherlands	49,000	2,104	..	19,950	889	..
France	217	1,578	537	323	2,605	439	..
Switzerland	10,008	3,081	..
China (exclusive of Hongkong and Macao)	607,930	360,040	343,200	3,18,424	1,27,227	90,842
Japan	38,883,150	26,381,503	59,769,155	83,535,795	97,344,040	1,60,02,641	1,05,52,567	2,27,34,754	2,73,05,393	2,74,31,230
United States of America—										
Via Atlantic Coast	130,000	20,000	36,001	5,203	..
Other Foreign Countries	..	3,808	30	..	612	15
TOTAL FOREIGN COUNTRIES	38,931,150	26,385,618	60,508,663	83,958,484	97,688,170	1,60,22,591	1,05,53,504	2,30,91,904	2,73,40,373	2,75,22,096
Share of Bengal	182,786,453	67,689,070	120,957,523	73,837,397	75,808,022	6,21,06,729	2,25,55,809	4,25,49,337	2,38,97,124	1,99,00,875
.. Bombay	58,579,636	35,333,889	54,268,319	35,269,989	54,865,643	2,24,66,311	1,24,75,607	2,01,09,494	2,10,99,424	1,53,59,917
.. Sind	18,233,518	6,324,365	12,773,420	17,124,378	21,399,933	73,00,734	25,68,747	74,00,720	55,46,296	63,69,369
.. Madras	9,454,618	4,526,366	8,974,444	6,068,403	6,373,340	43,96,383	19,44,963	24,63,652	22,72,123	19,54,373
.. Burma	10,377,199	4,141,608	5,853,180	3,891,945	3,697,939	43,34,155	16,97,584	24,53,110	20,82,677	25,63,071
TOTAL	280,131,406	119,036,316	206,124,786	171,208,711	168,555,491	10,05,04,313	4,32,43,383	7,49,81,213	5,60,99,589	4,61,50,215
Printers (III. Q)—	Yards	Yards	Yards	Yards	Yards					
United Kingdom	11,112	3,595	145	7,072	3,865	144
Kenya Colony	60	30
TOTAL BRITISH EMPIRE	11,112	3,595	205	7,072	3,865	174
TOTAL FOREIGN COUNTRIES	1,597	560	872	347	..
Share of Bombay	12,709	3,780	305	7,944	4,193	174
.. Burma	375	89	..
TOTAL	12,709	4,155	305	7,944	4,312	174

No. 13—continued

ARTICLES AND COUNTRIES OF CONSIGNMENT; ALSO SHARE OF EACH PROVINCE	QUANTITY					VALUE				
	1932-33	1933-34	1934-35	1935-36	1936-37	1932-33	1933-34	1934-35	1935-36	1936-37
						R	R	R	R	R
Textiles—continued										
Cotton—continued										
Manufactures—continued										
Woolen goods—continued										
Grey (unbleached)—continued										
Plain grey—continued										
Sheetings (III, Q)—	Yards	Yards	Yards	Yards	Yards					
United Kingdom	396,105	316,093	112,981	95,542	204,758	1,33,034	1,21,940	64,813	39,334	70,334
Aden and Dependencies	112,500	5,350	268,000	..	33,780	36,180	2,128	98,040	..	9,300
Straits Settlements (including Labuan)	40,030	40,000	144,400	83,350	10,490	16,163	15,337	87,644	27,803	2,297
Hongkong	169,900	108,000	59,275	36,600
Other British Possessions	900	..	800	2,745	..	351	..	243	909	..
TOTAL BRITISH EMPIRE	449,535	539,318	634,341	181,637	248,968	1,90,738	1,96,098	2,49,349	68,055	81,831
Germany	1,677	1,662
France	1,782	1,338	..
Austria	2,800	1,189	..
China (exclusive of Hongkong and Macao)	2,497,800	6,023,400	4,077,100	1,707,300	1,702,500	8,07,371	21,63,158	13,09,371	5,48,897	8,13,870
Japan	40,762,400	54,035,370	34,323,325	28,201,340	19,248,847	1,51,40,836	1,93,64,620	1,10,22,668	93,01,580	48,40,242
United States of America— Via Atlantic Coast	804,750	150,000	228,000	218,750	388,500	2,20,113	43,918	1,31,300	57,540	1,19,622
Other Foreign Countries	1,200	..	40	36	..	475	..	30	25	..
TOTAL FOREIGN COUNTRIES	44,086,150	60,209,170	39,655,425	30,217,802	18,031,524	1,62,22,785	2,15,71,700	1,34,29,223	99,00,575	47,77,935
Share of Bengal	4,168,100	2,994,165	3,889,650	3,361,187	3,082,529	15,66,887	11,60,031	14,22,365	11,10,421	8,14,674
" Bombay	36,612,468	53,731,015	29,211,568	21,658,237	9,428,538	1,34,25,295	1,91,51,780	1,00,31,208	71,34,190	28,97,518
" Sind	17,381	128,000	1,031,900	753,070	584,600	6,143	45,701	3,69,377	2,57,139	1,48,226
" Madras	30	125	27	138
" Burma	3,897,716	3,638,917	5,176,291	4,612,275	5,166,233	14,21,129	14,02,808	22,65,251	14,09,825	19,96,344
TOTAL	44,515,685	60,743,068	39,309,705	30,399,432	18,220,522	1,64,19,521	2,17,70,380	1,36,79,691	99,99,611	48,60,166
T. Cloth and Domestic (III, Q)—	Yards	Yards	Yards	Yards	Yards					
United Kingdom	393,550	474,531	303,584	276,978	200,375	1,69,701	2,04,406	1,60,613	1,09,740	64,526
Other British Possessions	150	31	..
TOTAL BRITISH EMPIRE	393,550	474,531	303,584	277,128	200,375	1,69,701	2,04,406	1,60,613	1,09,771	64,526
Germany	2,300	386	1,185	290
France	11,175	3,725
Japan	100,200	36,000	151,000	195,060	202,500	59,868	12,569	69,121	53,275	74,071
Other Foreign Countries	96	..	48	623	..	20	..	20	235	..
TOTAL FOREIGN COUNTRIES	100,296	36,000	162,223	198,978	202,886	60,378	12,569	69,806	54,685	74,961
Share of Bengal	36,000	52,991	26,000	68,628	52,239	2,015	20,448	19,000	16,634	12,691
" Bombay	419,399	28,900	285,750	120,442	299,564	1,77,891	12,452	1,21,156	29,947	73,640
" Sind	32,447	421,740	197,657	214,928	169,455	19,223	1,24,100	91,265	33,484	54,070
" Burma	96,000	..	8,400	72,098	..	31,220	..	4,435	23,298	..
TOTAL	583,846	516,531	528,907	476,001	503,241	2,20,079	2,16,075	2,20,479	1,63,468	1,30,477
Unspecified descriptions (III, Q)—	Yards	Yards	Yards	Yards	Yards					
United Kingdom	179,102	431,436	1,120,528	255,241	154,168	1,14,280	2,26,592	4,08,284	87,277	69,021
Ceylon	14,078	13,741	2,907	2,102	4,024	7,983	1,972	2,100	1,714	2,078
Straits Settlements (including Labuan)	1,462	3,264	2,030	1,958	1,930	797	1,034	2,546	510	1,738
Hongkong	25,411	28,283	2,880	4,900	1,500	11,772	8,679	883	2,872	315
Other British Possessions	166	..	80	82	..	54
TOTAL BRITISH EMPIRE	229,653	466,624	1,126,511	264,201	161,642	1,24,771	2,29,177	4,14,015	92,073	73,802

GENERAL IMPORTS

(480)

No. 13—continued

ARTICLES, AND COUNTRIES OF CONSIGNMENT, ALSO SHARE OF EACH PROVINCE	QUANTITY					VALUE				
	1922-23	1923-24	1924-25	1925-26	1926-27	1922-23	1923-24	1924-25	1925-26	1926-27
Textiles—continued										
Cotton—continued						R	R	R	R	R
Manufactures—continued										
Placegoods—continued										
Grey (unbleached)—continued										
Plain grey—continued										
Unspecified descriptions (III. Q)—continued	Yards	Yards	Yards	Yards	Yards					
Belgium	218	1,874	100	545	1,431	70
France	2,306	4,635
Switzerland	300	5,681	300	4,037	..
Italy	2,102	1,561	1,494	1,170
China (exclusive of Hongkong and Macao)	4,098	1,330
Japan	235	20,584	14,349	2,280	138,869	30	6,379	5,743	4,544	23,953
Egypt*	3,600	1,058
United States of America—										
Vid Atlantic Coast	75	8	186	86,348	25,010	20	9	98	16,942	5,712
Other Foreign Countries	84	60	40	189	1,874	130	60	50	220	979
TOTAL FOREIGN COUNTRIES	612	23,988	19,623	54,454	171,014	725	11,062	7,418	28,668	31,942
Share of Bengal	77,093	303,619	659,539	229,021	69,832	26,682	1,35,567	1,51,199	79,470	23,689
" Bombay	23,096	54,860	410,594	40,221	23,612	2,171	42,089	1,24,350	14,334	5,747
" Sind	388	380	333	134
" Madras	30,268	63,697	42,616	27,602	76,055	14,617	33,068	17,151	17,689	26,598
" Burma	84,920	65,393	56,285	20,701	166,226	75,693	39,469	26,808	9,206	45,970
TOTAL	221,265	487,762	1,150,034	316,755	335,535	1,35,496	2,50,269	4,21,489	1,20,741	1,05,644
Total Plain grey—	Yards	Yards	Yards	Yards	Yards					
United Kingdom	327,034,483	167,162,607	237,301,901	146,409,048	146,369,720	11,34,88,568	5,76,58,018	8,22,24,324	4,70,91,957	3,87,69,050
Aden and Dependencies	130,380	37,850	328,000	3,000	72,750	41,021	17,936	1,10,680	1,182	18,353
Mesopotamia	3,600	..	144	93	540	1,250	..	51	36	456
Ceylon	171,768	247,958	20,480	37,451	10,066	79,714	1,00,387	9,109	11,829	5,294
Straits Settlements (including Labuan)	44,781	46,788	291,148	189,374	57,000	18,995	19,112	1,18,013	60,637	11,374
Hongkong	38,104	300,370	116,306	22,320	1,300	18,355	1,13,463	39,339	9,706	315
Mauritius and Dependencies	22,500	6,750	1..
Other British Possessions	900	..	822	2,740	160	351	..	374	912	90
TOTAL BRITISH EMPIRE	327,446,466	167,795,218	338,058,071	146,663,226	146,511,536	11,36,53,004	5,79,08,636	8,25,00,890	4,71,76,169	3,88,04,622
Germany	40	23,489	63,927	50	8,161	27,135
Netherlands	48,000	33,000	6,000	16,504	34,160	19,950	9,543	1,769	4,808	8,577
Belgium	218	1,874	100	545	1,431	70
France	2,632	13,553	3,319	5,324	6,795	1,775	..
Switzerland	300	16,249	300	7,445	..
Italy	5,713	88	7,366	1,561	..	2,834	40	7,806	1,170
Austria	3,600	15,030	1,169	4,280
Mascat Territory and Trucial Oman	7,168	2,016
China (exclusive of Hongkong and Macao)	2,737,805	6,023,901	4,809,328	2,229,420	1,788,700	9,67,983	21,03,236	17,34,961	7,01,153	4,16,918
Japan	89,920,335	96,600,325	109,998,044	128,427,965	126,320,304	3,51,98,406	3,63,60,746	4,05,30,801	4,23,68,159	3,63,60,160
Egypt*	3,600	1,058
Portuguese East Africa	4,200	3,000	2,454	1,689
United States of America—										
Vid Atlantic Coast	4,447,425	535,020	2,649,006	2,460,334	2,690,128	19,49,549	2,52,311	14,19,746	10,40,163	9,63,163
Other Foreign Countries	1,740	3,806	..	30	..	760	613	..	26	..
TOTAL FOREIGN COUNTRIES	97,155,523	103,199,089	116,486,529	133,189,200	130,817,500	3,81,37,193	3,88,02,069	4,36,99,167	4,41,50,705	3,67,63,524
Share of Bengal	223,307,710	105,650,537	163,374,505	110,373,744	116,407,646	7,83,94,375	3,63,33,929	5,75,33,634	3,50,90,605	3,03,62,564
" Bombay	126,261,038	118,747,783	120,195,433	119,019,648	88,823,174	4,46,86,859	4,16,36,766	4,08,60,178	3,60,56,493	2,38,60,711
" Sind	24,159,449	10,509,376	27,828,444	22,681,022	22,281,875	20,45,611	33,36,091	1,03,09,257	75,33,297	32,21,871
" Madras	30,206,154	27,136,609	20,320,699	18,421,461	27,429,854	1,35,11,857	1,14,62,722	1,27,50,352	75,09,744	33,97,221
" Burma	15,167,633	8,940,019	12,199,070	15,344,167	16,347,427	61,51,055	34,51,377	47,40,236	51,31,625	42,44,961
TOTAL	424,601,989	370,984,917	554,544,200	379,853,026	277,329,036	15,17,90,107	9,67,10,696	12,61,98,757	9,13,28,904	7,55,97,34

* Shown as a Foreign Country from 1923-24.

ARTICLES, AND COUNTRIES OF CONSIGNMENT; ALSO SHARE OF EACH PROVINCE	QUANTITY					VALUE				
	1922-23	1923-24	1924-25	1925-26	1926-27	1922-23	1923-24	1924-25	1925-26	1926-27
						R	R	R	R	R
Textiles—continued										
Cotton—continued										
<i>Manufactures—continued</i>										
<i>Piecegoods—continued</i>										
<i>Grey (unbleached)—continued</i>										
<i>Bordered grey—</i>										
Chaddars (III. Q)—	Yards	Yards	Yards	Yards	Yards					
United Kingdom	629,818	729,892	796,539	630,515	1,225,940	2,47,817	2,61,372	2,10,033	2,25,022	2,64,833
Ceylon	25,200	100	6,305	80
TOTAL BRITISH EMPIRE	629,818	729,892	796,539	655,715	1,226,040	2,47,817	2,61,372	2,10,033	2,31,327	2,64,913
Japan	10,002	18,780	..
<i>Share of Bengal</i>	<i>629,818</i>	<i>729,892</i>	<i>796,539</i>	<i>634,305</i>	<i>1,212,732</i>	<i>2,47,817</i>	<i>2,61,372</i>	<i>2,08,121</i>	<i>2,24,303</i>	<i>2,62,984</i>
<i>“ Bombay</i>	<i>..</i>	<i>..</i>	<i>3,899</i>	<i>37,510</i>	<i>13,307</i>	<i>..</i>	<i>..</i>	<i>6,822</i>	<i>22,704</i>	<i>11,931</i>
TOTAL	629,818	729,892	796,539	671,715	1,226,040	2,47,817	2,61,372	2,10,033	2,54,007	2,64,913
Dhulis, Saris, and Scarves (III. Q)—	Yards	Yards	Yards	Yards	Yards					
United Kingdom	505,654,302	431,700,987	493,379,804	414,165,443	440,964,714	15,23,67,826	13,35,22,610	15,77,34,033	12,34,23,077	11,31,70,703
Gibraltar	600	1,918
Ceylon	19,093	72,278	..	14,700	..	9,528	30,283	..	2,800	..
Straits Settlements (including Labuan)	480	7,120	5,978	242	2,450	156	2,697	2,610	172	787
Federated Malay States	3,063	905
New South Wales	1,500	3,700
<i>Australian Commonwealth (Total)</i>	<i>..</i>	<i>1,500</i>	<i>..</i>	<i>..</i>	<i>..</i>	<i>..</i>	<i>3,700</i>	<i>..</i>	<i>..</i>	<i>..</i>
TOTAL BRITISH EMPIRE	505,674,475	431,871,895	493,385,780	414,200,435	440,991,732	15,23,67,810	13,35,26,310	15,77,36,643	12,34,25,109	11,31,72,621
Germany	17,764	6,703
Persia	8	8
Japan	116,632	398,000	705,072	14,153,081	26,493,118	30,097	94,845	2,43,240	37,41,247	68,61,489
TOTAL FOREIGN COUNTRIES	116,632	398,008	705,072	14,168,081	26,610,882	30,097	94,853	2,43,240	37,41,247	68,68,275
<i>Share of Bengal</i>	<i>490,705,752</i>	<i>416,048,908</i>	<i>470,108,554</i>	<i>414,061,215</i>	<i>449,017,578</i>	<i>14,83,60,198</i>	<i>12,66,02,928</i>	<i>14,90,41,553</i>	<i>12,14,59,250</i>	<i>11,30,55,542</i>
<i>“ Bombay</i>	<i>7,434,751</i>	<i>7,792,270</i>	<i>9,361,820</i>	<i>7,683,806</i>	<i>5,171,210</i>	<i>24,62,214</i>	<i>24,99,408</i>	<i>45,48,244</i>	<i>20,69,010</i>	<i>31,39,669</i>
<i>“ Sind</i>	<i>522,479</i>	<i>322,274</i>	<i>800,218</i>	<i>661,723</i>	<i>823,331</i>	<i>2,50,402</i>	<i>1,22,323</i>	<i>2,09,094</i>	<i>2,49,950</i>	<i>2,87,009</i>
<i>“ Madras</i>	<i>5,992,201</i>	<i>7,499,364</i>	<i>8,220,168</i>	<i>5,014,290</i>	<i>9,210,928</i>	<i>30,02,011</i>	<i>22,03,822</i>	<i>29,03,777</i>	<i>23,30,097</i>	<i>33,37,235</i>
<i>“ Burma</i>	<i>1,066,264</i>	<i>7,546,220</i>	<i>901,722</i>	<i>422,323</i>	<i>1,042,987</i>	<i>2,30,782</i>	<i>1,68,016</i>	<i>2,78,222</i>	<i>1,26,043</i>	<i>2,82,285</i>
TOTAL	505,791,107	432,207,908	493,000,552	428,233,560	446,202,614	15,24,00,007	13,36,00,463	16,70,81,501	12,71,07,450	12,00,02,733
Drills and Jeans (III. Q)—	Yards	Yards	Yards	Yards	Yards					
United Kingdom	20,000	8,891	3,000	16,236	9,084	8,040
Japan	10,000	12,202	..
<i>Share of Bombay</i>	<i>..</i>	<i>..</i>	<i>29,000</i>	<i>18,891</i>	<i>3,000</i>	<i>..</i>	<i>..</i>	<i>16,236</i>	<i>21,286</i>	<i>8,040</i>
Flannel and Flannellettes (III. Q)—	Yards	Yards	Yards	Yards	Yards					
United Kingdom	10,200	7,608	19,236	9,639	13,051	25,634
Japan	8,000	8,671
<i>Share of Bombay</i>	<i>..</i>	<i>..</i>	<i>10,200</i>	<i>7,608</i>	<i>27,236</i>	<i>..</i>	<i>..</i>	<i>9,639</i>	<i>13,051</i>	<i>34,305</i>
Jaconets, (including Madapolams, Molls and	Yards	Yards	Yards	Yards	Yards					
Cambrics (III. Q)—	Yards	Yards	Yards	Yards	Yards					
United Kingdom	2,000	33,871	122,285	27,029	17,268	687	14,350	24,714	9,120	6,891
China (exclusive of Hongkong and	12,583	6,068	..
Macao)	23,019	17,268	17,600	10,070	6,891
<i>Share of Bombay</i>	<i>2,000</i>	<i>33,871</i>	<i>10,000</i>	<i>..</i>	<i>..</i>	<i>687</i>	<i>14,350</i>	<i>2,812</i>	<i>..</i>	<i>..</i>
<i>“ Madras</i>	<i>..</i>	<i>..</i>	<i>12,275</i>	<i>10,600</i>	<i>..</i>	<i>..</i>	<i>..</i>	<i>2,726</i>	<i>8,073</i>	<i>..</i>
<i>“ Burma</i>	<i>..</i>	<i>..</i>	<i>..</i>	<i>..</i>	<i>..</i>	<i>..</i>	<i>..</i>	<i>..</i>	<i>..</i>	<i>..</i>
TOTAL	2,000	33,871	122,285	39,612	17,268	687	14,350	24,714	15,153	6,891
Longcloth and Shirtings (III. Q)—	Yards	Yards	Yards	Yards	Yards					
United Kingdom	519,919	109,566	108,458	1,92,246	49,000	24,772
Straits Settlements (including Labuan)	..	15	10
TOTAL BRITISH EMPIRE	..	15	519,919	109,566	108,458	..	10	1,92,246	49,000	24,772
Netherlands	10,000	2,059	..
France	120	107
Japan	36,000	..	144,000	28,828	..	42,621
TOTAL FOREIGN COUNTRIES	36,000	10,000	144,120	28,828	2,059	42,621
<i>Share of Bombay</i>	<i>..</i>	<i>..</i>	<i>508,283</i>	<i>94,201</i>	<i>246,278</i>	<i>..</i>	<i>..</i>	<i>1,91,934</i>	<i>46,943</i>	<i>66,772</i>
<i>“ Sind</i>	<i>..</i>	<i>..</i>	<i>22,240</i>	<i>..</i>	<i>..</i>	<i>..</i>	<i>..</i>	<i>2,204</i>	<i>..</i>	<i>..</i>
<i>“ Madras</i>	<i>..</i>	<i>15</i>	<i>..</i>	<i>..</i>	<i>..</i>	<i>..</i>	<i>10</i>	<i>..</i>	<i>..</i>	<i>..</i>
<i>“ Burma</i>	<i>..</i>	<i>..</i>	<i>35,226</i>	<i>25,226</i>	<i>5,702</i>	<i>..</i>	<i>..</i>	<i>21,786</i>	<i>6,717</i>	<i>1,628</i>
TOTAL	..	15	615,919	119,566	252,578	..	10	2,21,074	52,660	67,400

GENERAL IMPORTS

(482)

No. 13—continued

ARTICLES, AND COUNTRIES OF CONSIGNMENT; ALSO SHARE OF EACH PROVINCE	QUANTITY					VALUE				
	1922-23	1923-24	1924-25	1925-26	1926-27	1922-23	1923-24	1924-25	1925-26	1926-27
Textiles—continued						R	R	R	R	R
Cotton—continued										
Manufactures—continued										
Piscogoods—continued										
Grey (unbleached)—continued	Yards	Yards	Yards	Yards	Yards					
Bordered grey—continued										
Printers (III. Q)—										
United Kingdom	10	10	..
Share of Bombay	10	10	..
	Yards	Yards	Yards	Yards	Yards					
Sheetings (III. Q)—										
United Kingdom	11,000	..	14,064	22,083	..	3,257
Straits Settlements (including Labuan)	2,400	791	..
	11,000	2,400	14,064	22,083	791	3,257
TOTAL BRITISH EMPIRE	11,000	2,400	14,064	22,083	791	3,257
Switzerland	3,900	7,429	..
Japan	40,000	8,000	14,189	2,680	..
TOTAL FOREIGN COUNTRIES	40,000	11,900	14,189	10,109	..
Share of Bombay	51,000	3,900	14,064	36,273	7,429	3,257
" Burma	10,400	3,471	..
TOTAL	51,000	14,300	14,064	36,272	10,900	3,257
	Yards	Yards	Yards	Yards	Yards					
T. Cloth and Domestic (III. Q)—										
United Kingdom	2,033	6,000	4,000	1,716	9,285	5,309
Share of Bombay	2,033	6,000	4,000	1,716	9,285	5,309
	Yards	Yards	Yards	Yards	Yards					
Unspecified descriptions (III. Q)—										
United Kingdom	243,444	4,000	33,840	79,858	1,500	29,375
Other British Possessions	70	14	30	27	..	45	7	30	15	..
TOTAL BRITISH EMPIRE	70	14	243,474	4,027	33,840	45	7	79,888	1,515	29,375
Share of Bengal	197,343	62,408
" Bombay	46,101	17,452
" Madras	70	14	..	4,027	33,840	45	7	..	1,515	29,375
" Burma	30	30
TOTAL	70	14	243,474	4,027	33,840	45	7	79,888	1,515	29,375
	Yards	Yards	Yards	Yards	Yards					
Total Bordered grey—										
United Kingdom	506,256,120	432,564,750	490,119,224	414,982,142	442,411,920	15,26,06,232	13,38,04,363	15,63,92,153	12,37,43,649	11,36,39,712
Gibraltar	800	1,913
Ceylon	19,763	72,292	..	39,900	100	9,571	30,390	..	9,255	50
Straits Settlements (including Labuan)	480	7,145	6,006	2,769	3,450	156	2,897	2,649	978	787
Federated Malay States	2,968	965
New South Wales	1,500	3,700
Australian Commonwealth (Total)	1,500	3,700
TOTAL BRITISH EMPIRE	506,266,363	432,635,687	490,125,230	415,024,811	442,418,939	15,26,15,959	13,38,41,349	15,63,94,807	12,37,53,882	11,36,43,427
Germany	17,764	6,793
Netherlands	10,000	3,059	..
Switzerland	3,900	7,429	..
China (exclusive of Hongkong and Macao)	12,583	6,033	..
Japan	116,632	336,000	841,072	14,181,081	28,645,118	39,097	94,845	2,96,266	37,74,979	69,82,574
Other Foreign Countries	8	120	..	8	107
TOTAL FOREIGN COUNTRIES	116,632	336,008	841,072	14,207,564	28,663,002	39,097	94,853	2,96,266	37,91,500	69,89,474
Share of Bengal	491,335,870	416,776,367	470,096,047	414,695,729	450,830,311	14,56,08,015	12,69,24,297	14,94,07,145	12,16,76,359	11,34,06,496
" Bombay	7,424,751	7,792,370	11,107,476	7,771,848	8,422,361	34,63,214	34,99,408	51,45,161	31,39,747	32,68,250
" Sind	528,479	222,374	298,053	661,723	862,321	2,50,402	1,29,883	2,17,228	2,42,250	2,37,302
" Madras	5,928,331	7,532,264	8,240,168	5,618,317	9,844,768	30,02,056	32,17,699	36,07,039	28,33,512	33,66,610
" Burma	1,067,864	546,830	899,453	484,708	1,055,669	3,31,369	1,65,015	3,14,280	1,41,514	2,54,213
TOTAL	506,422,995	432,971,695	490,964,302	429,232,375	471,981,940	15,26,55,056	13,39,36,202	15,96,91,073	12,75,45,382	12,05,83,901

No. 13—continued

ARTICLES, AND COUNTRIES OF CONSIGNMENT; ALSO SHARE OF EACH PROVINCE	QUANTITY					VALUE				
	1922-23	1923-24	1924-25	1925-26	1926-27	1922-23	1923-24	1924-25	1925-26	1926-27
Textiles—continued										
Cotton—continued										
Manufactures—continued										
Piecegoods—continued										
Grey (unbleached)—continued										
Total Grey (unbleached) Plain and Bordered—	Yards	Yards	Yards	Yards	Yards					
United Kingdom	833,320,603	599,707,357	727,421,125	561,391,190	583,781,560	23,00,94,300	19,14,62,380	24,04,16,333	17,09,35,606	15,24,04,762
Gibraltar	600	1,918
Aden and Dependencies	130,330	37,850	323,000	3,000	72,750	41,021	17,936	1,10,690	1,182	14,343
Mesopotamia	3,600	..	144	98	540	1,250	..	52	30	456
Ceylon	191,531	310,945	20,450	77,351	10,166	89,235	1,30,677	6,100	21,034	5,334
Straits Settlements (including Labuan)	45,211	53,883	297,154	192,043	60,450	19,151	22,009	1,20,662	61,516	12,061
Federated Malay States	800	..	3,048	263	..	1,015
Hongkong	38,104	300,370	116,206	22,220	1,300	10,355	1,13,433	39,230	9,700	315
Mauritius and Dependencies	22,500	6,750
New South Wales	1,500	3,700
Australian Commonwealth (Total)	1,500	3,700
Other British Possessions	900	..	22	2,740	80	351	..	11	912	40
TOTAL BRITISH EMPIRE	833,752,829	600,420,905	728,183,902	561,638,637	583,930,474	23,62,63,063	19,17,50,135	24,05,95,397	17,09,90,041	15,24,40,849
Germany	40	23,429	91,681	50	8,161	33,928
Netherlands	48,600	33,600	6,000	26,504	34,160	19,950	9,543	1,760	7,667	8,577
Belgium	218	1,874	100	545	1,481	70
France	2,632	13,553	2,319	120	..	5,224	6,795	1,776	107
Switzerland	300	20,149	300	14,874	..
Italy	5,713	88	7,398	1,561	..	2,834	40	7,606	1,170
Austria	3,600	15,030	1,130	4,280
Mascat Territory and Trucial Oman	7,168	2,016
China (exclusive of Hongkong and Macao)	2,737,805	6,023,901	4,809,828	2,242,003	1,788,700	9,07,983	21,08,236	17,34,961	7,07,136	4,16,610
Japan	90,036,967	96,936,225	109,839,116	142,609,046	154,845,422	3,52,37,503	3,84,54,500	4,06,27,067	4,61,48,136	4,32,02,724
Egypt	3,670	1,058
Portuguese East Africa	4,200	3,000	2,354	1,689
United States of America—Vid Atlantic Coast	4,447,425	525,020	2,648,006	2,460,394	2,000,123	19,49,549	2,58,211	14,19,746	10,49,168	9,63,168
Other Foreign Countries	1,740	3,815	..	30	..	780	820	..	25	..
TOTAL FOREIGN COUNTRIES	97,272,155	103,536,107	117,326,601	147,396,764	159,480,502	3,31,76,290	3,68,06,912	4,39,94,433	4,79,42,205	4,37,71,906
Share of Bengal	720,143,280	522,427,394	633,970,552	526,069,404	507,237,957	22,40,02,330	16,32,58,329	20,00,44,779	16,67,67,164	14,37,69,000
.. Bombay	133,695,739	126,540,153	131,303,058	120,791,490	97,301,036	4,81,50,073	4,51,36,176	4,20,06,339	3,01,96,310	2,71,26,091
.. Sind	24,751,923	10,831,750	23,408,502	23,348,304	29,134,306	92,96,013	39,85,974	1,06,26,055	77,87,647	85,00,177
.. Madras	86,198,435	34,669,366	33,629,367	34,049,773	37,334,622	1,06,13,913	1,46,70,331	1,68,87,441	98,48,391	1,32,69,337
.. Burma	16,235,602	9,456,849	13,193,523	15,128,863	17,403,156	64,32,424	26,16,302	60,54,616	69,72,930	44,69,133
TOTAL	931,024,984	703,956,012	845,510,502	701,935,401	743,420,976	30,44,45,253	23,06,47,097	28,46,80,390	21,68,72,216	19,61,70,247
White (bleached)—										
Chadders (ILL Q)—	Yards	Yards	Yards	Yards	Yards					
United Kingdom	413,737	437,271	712,298	277,284	322,339	1,46,251	1,62,038	1,79,306	60,234	62,569
Switzerland	5,400	2,432
Share of Bengal	409,530	437,271	415,513	214,709	241,226	1,44,906	1,62,038	1,32,938	65,634	61,368
.. Bombay	280,540	52,576	37,113	41,660	14,750	23,211
.. Sind	6,157	..	22,240	1,355	..	7,260
TOTAL	413,737	437,271	712,298	277,284	322,339	1,46,251	1,62,038	1,81,729	60,234	62,569

† Shown as a Foreign Country from 1923-24

ARTICLES AND COUNTRIES OF CONSIGNMENT; ALSO SHARE OF EACH PROVINCE	QUANTITY					VALUE				
	1922-23	1923-24	1924-25	1925-26	1926-27	1922-23	1923-24	1924-25	1925-26	1926-27
Textiles—continued										
Cotton—continued										
Manufactures—continued										
Woolen goods—continued										
White (bleached)—continued										
Checks, Spots and Stripes (III. Q)—	Yards	Yards	Yards	Yards	Yards					
United Kingdom	5,680,270	7,708,501	10,554,295	6,372,668	11,232,000	27,35,505	35,92,853	44,09,532	24,46,905	36,97,360
Aden and Dependencies	2,150	1,100
Ceylon	65	2,086	40	1,127
Hongkong	560	..	1,307	2,600	..	420	..	2,050	631	..
Other British Possessions	430	22	..	946	40	278	11	..	610	19
TOTAL BRITISH EMPIRE	5,681,825	7,710,609	10,555,595	6,376,214	11,236,100	27,36,243	35,94,021	44,71,582	24,48,146	36,98,479
Germany	999	1,251
Netherlands	595	9,770	865	6,260	..
Belgium	1,585	197	..	10,188	..	946	345	..	5,943	..
France	3,839	2,039
Switzerland	92,375	714,212	433,624	499,658	937,350	85,194	6,40,968	3,38,196	3,06,999	4,44,134
Italy	10,506	12,407	27,433	55,233	52,656	7,049	14,130	27,896	49,166	27,320
Austria	7,543	6,564	593	7,423	21,868	5,056	5,113	863	7,746	15,004
Japan	6,000	42,007	2,151	14,206	..
United States of America— Via Atlantic Coast	112	11,455	..	16,398	16,733	152	7,312	..	2,881	5,309
Other Foreign Countries	..	2,100	..	3,000	630	..	1,143	..
TOTAL FOREIGN COUNTRIES	112,071	746,925	468,244	643,677	1,083,446	98,397	6,08,507	3,69,460	3,04,344	4,95,117
Share of Bengal	733,300	1,339,024	1,263,431	464,396	548,968	3,68,679	6,77,123	6,69,105	1,96,677	2,17,543
.. Bombay	681,580	1,073,255	1,359,822	1,547,099	1,992,792	3,24,312	5,11,464	6,06,887	6,77,336	7,66,102
.. Sind	4,262,390	6,991,980	8,138,263	1,577,351	9,492,954	20,09,391	30,38,651	35,56,657	17,01,707	31,13,408
.. Madras	41,983	17,278	71,870	27,937	174,079	40,309	12,184	60,852	16,004	91,374
.. Burma	69,331	66,027	140,463	403,058	54,902	34,440	35,106	67,541	1,61,867	16,164
TOTAL	5,793,896	8,457,544	11,023,839	7,019,891	12,269,635	28,34,640	42,02,528	48,41,042	28,42,490	41,93,596
Drills, Saris and Scarves (III. Q)—	Yards	Yards	Yards	Yards	Yards					
United Kingdom	44,932,028	45,638,083	68,865,836	72,577,205	113,057,561	1,06,78,142	1,63,24,243	2,52,78,504	2,43,79,710	3,45,00,890
Aden and Dependencies	24,900	11,127
Mesopotamia	75	50
Ceylon	1,217	4,504	14,798	..	300	933	2,506	6,769	..	309
Straits Settlements (including Labuan)	734	..	1,400	7,165	20	266	..	631	1,403	8
Hongkong	1,600	1,099
TOTAL BRITISH EMPIRE	44,958,879	45,692,587	68,882,034	72,584,430	113,059,556	1,06,90,468	1,63,26,754	2,52,85,004	2,43,81,122	3,45,62,346
Germany	4,482	1,315	4,050	3,016	1,449	2,128
Switzerland	4,772	3,357	1,942	3,151	1,884	1,656
Japan	3,699	900	19,627	3,035	1,055	7,994
United States of America— Via Atlantic Coast	6,470	3,712
Other Foreign Countries	1,448	160	797	787	104	373
TOTAL FOREIGN COUNTRIES	14,401	5,732	32,868	9,989	4,492	15,869
Share of Bengal	36,568,423	36,820,870	66,070,219	66,709,117	94,498,045	1,12,15,802	1,30,32,866	1,90,91,990	1,79,54,482	2,65,39,179
.. Bombay	7,319,333	6,852,773	10,370,760	12,553,363	13,147,119	36,73,236	32,74,644	49,97,922	53,50,678	54,71,342
.. Sind	392,130	297,595	238,032	407,309	424,101	1,91,715	1,19,244	1,13,213	1,07,674	1,03,461
.. Madras	1,600,166	1,620,805	2,106,508	2,335,295	5,769,319	9,35,168	3,61,213	10,36,969	13,89,032	23,43,058
.. Burma	130,773	100,845	112,966	24,563	153,853	74,547	33,883	66,423	22,803	51,169
TOTAL	44,958,879	45,692,587	68,896,485	72,590,162	113,092,442	1,06,90,468	1,63,26,754	2,52,85,893	2,43,85,614	3,45,78,209
Drills and Jeans (III. Q)—	Yards	Yards	Yards	Yards	Yards					
United Kingdom	1,384,181	2,233,630	3,560,854	3,400,476	3,510,053	10,61,423	17,75,320	26,06,623	23,69,620	22,06,731
Ceylon	20	396	34	5,746	184	..	323	29	3,528	105
Straits Settlements (including Labuan)	360	3,534	5,424	4,841	9,033	250	2,577	4,787	2,047	2,623
Hongkong	2,800	200	420	..	8,000	2,100	270	378	..	3,000
Other British Possessions	894	355
TOTAL BRITISH EMPIRE	1,387,361	2,237,760	3,566,732	3,411,063	3,528,164	10,63,795	17,78,425	26,07,817	23,75,195	22,12,819

No. 13—continued

ARTICLES, AND COUNTRIES OF CONSIGNMENT; ALSO SHARE OF EACH PROVINCE	QUANTITY					VALUE				
	1922-23	1923-24	1924-25	1925-26	1926-27	1922-23	1923-24	1924-25	1925-26	1926-27
Textiles—continued										
Cotton—continued						R	R	R	R	R
Manufactures—continued										
Wool goods—continued										
White (bleached)—continued										
Drills and Jeans (Ill. Q)—										
Germany	Yards	Yards	Yards	Yards	Yards					
Netherlands	14,400	833	6,030	688	5,090	4,196	596	4,282	332	2,582
Switzerland	5,040	2,375	..
Italy	..	2,700	9,000	..	21,306	..	1,519	5,243	..	7,310
Japan	1,738,692	1,176,216	2,753,097	2,682,539	1,512,059	7,41,417	4,90,001	11,82,101	9,49,544	4,69,403
United States of America— Via Atlantic Coast	3,600	4,230	43,176	1,723	4,482	17,133
Other Foreign Countries	..	45	..	421	146	..	50	..	242	100
TOTAL FOREIGN COUNTRIES	1,753,092	1,182,763	2,760,207	2,695,368	1,584,106	7,45,613	4,93,156	11,98,065	9,58,927	4,98,508
Share of Bengal	2,108,033	1,635,567	3,033,268	2,489,896	1,970,364	11,11,636	7,76,331	16,18,746	17,43,633	8,13,134
" Bombay	499,125	1,398,565	2,125,356	2,492,093	2,480,197	3,98,293	11,72,939	18,85,297	17,63,344	15,78,362
" Sind	36,899	183,574	216,455	218,201	195,557	26,521	1,25,577	1,60,092	1,36,479	1,03,911
" Madras	1,769	14,187	6,065	16,633	16,834	1,190	13,072	2,527	6,022	11,681
" Burma	493,722	288,369	966,895	339,928	459,429	2,71,748	1,77,062	5,30,114	3,95,113	2,04,239
TOTAL	3,140,453	3,120,563	6,348,939	6,106,431	5,112,272	18,09,408	22,71,681	28,99,782	23,23,622	27,11,227
Flax and Flanuellettes (Ill. Q)	Yards	Yards	Yards	Yards	Yards					
United Kingdom	1,962	1,822	7,042	11,698	12,075	1,321	1,819	2,389	5,627	26,270
Other British Possessions	..	47	1,527	..	1,000	..	47	679	..	355
TOTAL BRITISH EMPIRE	1,962	1,869	8,569	11,698	43,075	1,321	1,366	4,268	5,627	26,625
France	1,285	440	1,480	169	..
Switzerland	6,780	6,011	..
Japan	48,870	35,704	24,343	45,255	9,400	19,032	11,700	10,150	15,028	2,335
Other Foreign Countries	3,820	20	984	10
TOTAL FOREIGN COUNTRIES	48,870	35,704	25,228	55,801	9,420	19,032	11,700	11,630	22,142	2,345
Share of Bengal	40,243	1,220	..	51,269	10,072	14,952	946	..	18,743	3,399
" Bombay	185	255	22,175	11,953	22,341	143	136	10,067	8,108	20,469
" Sind	627	..	10,442	1,379	100	320	..	4,364	534	116
" Madras	377	186	653	49	1,480	338	105	357	27	659
" Burma	2,400	35,912	1,527	2,845	12,592	4,799	11,822	679	1,094	2,435
TOTAL	50,832	37,573	34,797	67,497	62,495	20,363	13,065	16,898	27,969	28,970
Jaconets, Madapolams, Cavimbies, and Muslins (Ill. Q)	Yards	Yards	Yards	Yards	Yards					
United Kingdom	6,412,116	7,214,063	8,783,195	7,989,326	10,593,110	32,27,666	37,71,407	48,18,832	32,85,426	47,48,885
Ceylon	9,053	4,280	413	179	75	7,429	2,361	325	103	59
Straits Settlements (including Labuan)	61,592	102,929	99,199	194,618	170,228	26,962	55,204	37,566	95,294	74,924
Other British Possessions	57	12	..	60	129	71	6	..	35	60
TOTAL BRITISH EMPIRE	6,482,818	7,322,184	8,403,717	7,284,183	10,763,542	32,72,125	38,30,078	48,56,723	33,85,917	48,24,061
Sweden	2,454	2,877
Germany	2,483	31,868	54,634	1,849	11,559	38,462
Netherlands	345,907	436,832	292,798	381,942	369,148	1,93,716	2,23,914	1,31,516	1,54,186	1,63,029
Belgium	..	5,677	6,781	1,865	18,193	..	4,856	4,060	2,065	8,841
France	..	2,340	80	..	53,313	..	2,917	62	..	20,928
Switzerland	287,183	514,190	515,218	1,323,527	2,679,299	2,51,839	4,48,929	3,91,050	9,16,946	16,18,843
Italy	940	3,753	77,421	228,190	439,733	969	2,251	69,482	1,60,709	2,42,927
Austria	..	7,326	19,030	49,559	106,169	..	10,965	6,216	25,260	95,940
Czechoslovakia	14,040	..	3,729	6,181	..	2,116
Japan	990	..	895	95,000	23,638	495	..	924	27,176	28,069
United States of America— Via Atlantic Coast	107	42	1,966	59,256	156,929	84	47	1,668	34,769	76,061
Other Foreign Countries	1,120	992	..
TOTAL FOREIGN COUNTRIES	635,127	670,170	891,712	2,114,252	4,116,264	4,17,193	6,97,999	6,17,974	13,23,642	22,98,092
Share of Bengal	2,558,110	3,267,376	3,322,994	2,617,011	3,544,187	16,05,966	19,21,678	19,18,437	12,95,132	16,56,140
" Bombay	1,397,209	1,963,808	1,744,703	2,221,410	4,454,857	6,41,980	10,74,261	9,20,877	16,79,172	21,77,510
" Sind	383,931	423,825	1,316,856	1,209,935	2,443,970	1,71,763	2,51,947	7,46,223	3,05,404	15,53,987
" Madras	1,115,039	1,437,971	1,299,995	771,722	1,446,305	4,28,263	5,26,942	4,76,433	2,30,184	4,38,160
" Burma	1,763,656	1,199,675	1,810,832	1,578,357	1,990,507	9,41,547	6,31,568	9,12,347	7,75,705	9,67,233
TOTAL	7,117,945	8,292,354	9,294,430	9,298,436	14,879,826	36,89,223	45,27,087	49,74,997	48,14,559	71,22,134

GENERAL IMPORTS

(486)

No. 13—continued

ARTICLES, AND COUNTRIES OF CONSIGNMENT; ALSO SHARE OF EACH PROVINCE	QUANTITY					VALUE				
	1922-23	1923-24	1924-25	1925-26	1926-27	1922-23	1923-24	1924-25	1925-26	1926-27
Textiles—continued										
Cotton—continued										
Manufactures—continued										
Floorgoods—continued										
White (bleached)—continued										
Lawns (Ill. Q)—	Yards	Yards	Yards	Yards	Yards					
United Kingdom	8,677,477	7,633,501	9,064,417	8,365,576	14,741,701	56,94,636	46,91,743	54,70,116	45,74,150	72,06,395
Straits Settlements (including Labuan)	2,000	..	10,250	48,809	..	1,450	..	4,939	12,358	..
Other British Possessions	120	27
TOTAL BRITISH EMPIRE	8,679,477	7,633,621	9,074,667	8,414,385	14,741,701	56,96,136	46,91,770	54,75,105	45,82,508	72,06,395
Germany	1,320	3,159	4,457	5,931	..	310	1,581	4,525	5,209
Netherlands	22	..	3,638	..	3,000	10	..	4,296	..	1,181
Belgium	5,250	3,524	14,037	3,941	1,818	5,359
Switzerland	13,509	76,214	309,573	233,876	..	10,193	98,360	2,32,236	1,55,350
Italy	20,107	112,503	165,247	23,561	54,153	74,487
Austria	474	47,846	414	23,163
Siam	4,066	1,823
Japan	9,396	6,156	..
Other Foreign Countries	37	..	443	431	..	37	..	335	555	..
TOTAL FOREIGN COUNTRIES	59	14,829	118,316	440,368	474,003	47	10,503	1,37,044	3,05,859	2,66,602
Share of Bengal	1,307,698	788,894	638,511	762,370	1,161,533	5,47,698	3,49,737	2,45,234	2,31,402	4,34,733
„ Bombay	1,132,355	633,039	494,555	339,514	590,436	4,33,172	2,44,339	1,93,735	1,37,340	2,10,022
„ Sind	162,311	113,525	220,274	330,360	594,095	72,352	59,160	1,36,621	3,41,229	3,05,919
„ Madras	53,939	103,115	52,321	193,797	54,935	29,690	55,490	25,268	40,633	21,353
„ Burma	6,118,133	6,149,327	7,337,322	7,213,201	12,314,650	45,53,273	39,93,452	49,56,323	41,97,062	65,00,420
TOTAL	8,679,536	7,633,450	9,193,433	8,354,743	15,215,704	56,96,133	47,02,278	56,12,149	48,98,367	74,72,997
Woolen and Shirtings (Ill. Q)—	Yards	Yards	Yards	Yards	Yards					
United Kingdom	66,020,311	62,371,337	116,532,074	86,505,211	90,321,957	2,79,78,460	2,70,54,397	4,70,29,563	3,37,57,363	3,02,25,432
Aden and Dependencies	3,570	3,960	1,202	2,007
Mesopotamia	40	..	65	33,953	6,063	15	..	50	12,753	1,613
Ceylon	15,714	4,924	1,624	6,456	1,553	10,130	2,526	997	1,041	353
Straits Settlements (including Labuan)	2,174	2,517	3,500	7,513	13,526	1,421	1,375	4,247	3,050	5,570
Hongkong	3,184	6,099	4,930	5,710	2,630	5,929	4,491	4,333	5,577	2,099
Transvaal	6,000	1,334
Zanzibar and Pemba	4,000	1,531
TOTAL BRITISH EMPIRE	66,050,493	62,388,337	116,547,193	86,562,349	90,355,739	2,79,97,157	2,70,65,296	4,70,39,695	3,37,60,689	3,02,98,437
Germany	16,122	6,073	6,497	3,040	..	7,122	3,017	2,346	2,963
Netherlands	2,321,399	3,952,534	4,639,055	5,304,230	5,509,609	16,25,679	20,52,300	24,79,625	27,47,696	23,46,777
France	500	634	2,065	2,313	50	415	1,030	1,255	1,997	50
Switzerland	50	10,153	23,961	373	4,101	15,160
Italy	11,300	97,063	43,261	4,243	41,766	19,334
Austria	40	1,015	..	30	1,070
Perak	12,557	..	3,400	16,740	..	5,642	..	4,034	6,310	..
Siam	125	10	96	65	60,146	64	5	43	69	22,932
China (exclusive of Hongkong and Macao)	200	..	18,301	37	..	4,753
Japan	473,910	854,620	1,433,121	1,275,151	394,539	2,03,270	3,64,623	6,13,929	4,44,433	2,78,775
Egypt*	12,000	4,730	..
Portuguese East Africa	2,100	1,059
Other Foreign Countries	150	2,134	65	3	475	64	1,009	75	2	234
TOTAL FOREIGN COUNTRIES	3,314,341	4,823,194	6,176,531	7,223,732	6,541,146	18,35,211	24,25,624	31,13,316	32,73,649	26,37,410

* Shown as a Foreign Country from 1923-24.

No. 13—continued

ARTICLES, AND COUNTRIES OF CONSIGNMENT; ALSO SHARE OF EACH PROVINCE	QUANTITY					VALUE				
	1922-23	1923-24	1924-25	1925-26	1926-27	1922-23	1923-24	1924-25	1925-26	1926-27
Textiles—continued										
Cotton—continued										
Manufactures—continued										
Piecegoods—continued										
White (bleached)—continued										
Longcloth and Shirtings (III. Q)—continued	Yards	Yards	Yards	Yards	Yards					
Share of Bengal . . .	11,117,357	10,319,469	12,644,787	10,174,303	9,970,970	44,97,314	44,62,331	77,33,312	37,36,616	33,30,736
" Bombay . . .	11,610,116	16,309,040	32,321,973	21,660,266	20,322,393	49,33,131	63,22,123	1,17,33,030	36,17,713	71,33,346
" Sind . . .	36,054,621	23,713,504	57,303,473	45,263,540	53,422,162	1,53,96,063	1,97,29,741	2,43,12,366	1,76,33,093	1,79,79,613
" Madras . . .	316,923	494,466	392,474	377,623	572,630	1,23,549	2,72,206	4,87,753	4,75,725	3,29,199
" Burma . . .	10,265,317	11,498,532	12,794,068	15,226,096	21,342,719	49,16,422	52,69,027	53,25,936	66,37,323	44,53,549
TOTAL	69,364,834	67,215,061	122,723,774	93,786,631	97,306,935	2,96,22,378	2,94,91,920	5,01,66,011	2,70,54,238	2,29,82,847
Mills (III. Q)—	Yards	Yards	Yards	Yards	Yards					
United Kingdom . . .	159,054,592	164,401,557	185,631,578	167,260,961	219,387,078	5,63,77,144	5,56,86,532	6,06,74,365	5,19,76,519	6,10,04,208
Aden and Dependencies . . .	5,536	16,100	70	2,198	5,078	85
Ceylon . . .	40,141	170,202	12,237	18,078	2,368	24,671	87,142	6,327	10,094	1,703
Straits Settlements (including Labuan) . . .	3,368	3,286	1,456	1,509	4,540	2,189	2,236	1,018	741	1,702
Other British Possessions	12	386	2,718	2,306	..	10	890	1,000	719
TOTAL BRITISH EMPIRE	159,103,632	164,591,157	185,545,707	167,283,266	219,397,033	5,64,06,203	5,57,80,908	6,08,82,600	5,19,90,363	6,10,06,464
Netherlands . . .	30,614	51,340	77,380	33,719	32,760	16,922	25,967	33,575	13,011	11,418
Switzerland	15,018	..	1,232,595	19,029	..	7,451	..	4,62,822	7,008
Italy	5,400	4,390
Austria	9,000	5,068
Other Foreign Countries	150	2,223	3,177	240	2,053	1,385
TOTAL FOREIGN COUNTRIES	30,614	66,358	82,930	1,210,597	63,966	16,922	33,418	48,145	4,83,896	24,874
Share of Bengal	42,231,416	39,463,697	41,132,613	39,735,187	42,231,607	1,49,26,669	1,25,29,751	1,31,39,736	1,30,33,116	1,29,00,951
" Bombay . . .	23,032,632	31,319,295	34,089,466	30,404,328	32,701,060	83,20,017	1,14,93,937	1,12,49,512	1,08,74,729	1,11,07,731
" Sind . . .	78,678,646	74,763,484	92,622,186	81,162,456	120,622,932	2,59,26,507	2,19,92,360	2,72,35,442	2,22,67,826	2,23,62,300
" Madras . . .	11,000,724	16,621,786	12,414,248	11,529,853	16,733,704	62,43,622	33,91,985	64,32,172	55,14,524	70,06,480
" Burma . . .	3,540,779	3,669,263	5,229,122	5,720,400	6,061,045	14,47,319	14,05,223	21,07,076	21,02,196	18,64,020
TOTAL	159,134,246	164,657,515	185,628,637	168,002,869	219,961,048	5,64,22,124	5,58,14,416	6,04,25,948	5,24,74,259	6,11,23,328
Hainsocks (III. Q)—	Yards	Yards	Yards	Yards	Yards					
United Kingdom . . .	90,388,450	87,307,964	104,056,231	75,482,356	62,970,566	2,53,45,575	2,39,82,556	2,06,75,151	1,87,04,597	1,33,28,959
Ceylon . . .	12	24,009	8	..	60	0	9,607	8	..	21
Straits Settlements (including Labuan) . . .	390	2,490	2,960	4,120	2,240	206	984	1,111	2,062	1,322
TOTAL BRITISH EMPIRE	90,388,842	87,334,463	104,063,599	75,486,476	62,992,866	2,53,46,780	2,39,95,197	2,06,76,270	1,87,04,979	1,33,30,802
Germany	8,640	4,193
Netherlands . . .	80	26,882	64,116	104,242	27,964	72	16,457	29,096	43,020	5,618
Belgium	2,024	1,961	..	5,023	..	2,295	1,794	..	1,520
France . . .	4,800	3,777
Switzerland . . .	316,422	982,952	1,104,123	972,263	2,396,176	2,61,450	3,20,925	6,24,496	4,62,574	11,98,114
Italy . . .	42,410	84,227	55,553	207,845	542,297	34,723	62,720	42,527	1,15,190	2,20,930
Austria	27,209	22,720	106,550	102,917	..	22,168	18,392	63,461	36,815
Czechoslovakia	50,180	38,939
Japan	120,223	8,182	27,837	1,500
Other Foreign Countries . . .	6	12	10	5	15	6
TOTAL FOREIGN COUNTRIES	263,718	1,122,207	1,306,633	1,511,758	2,572,674	3,00,027	9,24,460	6,21,945	7,32,982	14,63,566

ARTICLES, AND COUNTRIES OF CONSIGNMENT; ALSO SHARE OF EACH PROVINCE	QUANTITY					VALUE				
	1922-23	1923-24	1924-25	1925-26	1926-27	1922-23	1923-24	1924-25	1925-26	1926-27
Textiles—continued										
Cotton—continued										
Manufactures—continued										
Piecegoods—continued										
White (bleached)—continued										
Nainsooks (III. Q)—continued	Yards	Yards	Yards	Yards	Yards	R	R	R	R	R
Share of Bengal	48,141,316	41,971,874	52,863,345	35,793,233	33,209,927	1,29,70,411	1,19,71,376	1,56,05,905	89,07,737	89,45,114
„ Bombay	13,313,766	22,737,908	24,670,126	22,438,167	10,922,180	39,38,897	65,64,133	70,61,829	57,98,338	31,61,824
„ Sind	33,390,365	18,648,699	22,505,474	15,387,305	12,039,458	65,40,383	48,80,475	62,14,573	36,96,101	23,79,897
„ Madras	5,711,752	5,065,229	5,295,908	3,334,728	4,623,361	21,56,979	15,56,283	18,07,236	9,97,557	9,99,449
„ Burma	195,362	41,300	32,479	49,793	25,624	49,342	15,506	3,667	11,333	3,384
TOTAL	90,752,500	88,467,770	105,367,232	76,993,229	65,875,540	2,56,45,817	2,49,17,677	3,06,98,215	1,94,11,661	1,47,94,368
Shootings (III. Q)—	Yards	Yards	Yards	Yards	Yards					
United Kingdom	114,189	134,504	140,191	110,683	157,581	1,73,206	1,47,544	1,22,059	90,854	1,07,006
Other British Possessions	..	720	..	70	120	..	720	..	35	120
TOTAL BRITISH EMPIRE	114,189	135,224	140,191	110,753	157,701	1,73,206	1,48,264	1,22,059	90,889	1,07,126
Netherlands	..	4,913	4,300	23,651	3,045	..	4,287	3,269	14,138	5,655
Japan	20,000	80,000	8,000	24,000	14,000	9,483	27,783	2,950	7,374	14,317
United States of America— Via Atlantic Coast	..	46	7,900	..	76	5,024
Other Foreign Countries	438	101	612	403	52	450
TOTAL FOREIGN COUNTRIES	20,000	84,959	12,738	52,752	30,557	9,483	32,146	6,712	21,564	28,046
Share of Bengal	87,528	171,144	23,540	45,303	25,729	1,14,114	1,05,611	45,675	33,031	29,036
„ Bombay	13,974	37,841	64,510	73,835	33,092	13,613	60,710	41,343	45,523	32,324
„ Sind	2,942	5,013	43,051	6,919	31,124	4,673	7,244	28,725	9,371	16,393
„ Madras	2,122	96	3,344	7,537	3,161	3,205	230	4,217	5,361	5,695
„ Burma	27,623	6,179	13,464	29,301	90,152	42,030	6,665	3,811	19,117	49,224
TOTAL	134,189	220,273	152,929	169,603	182,258	1,82,689	1,80,419	1,28,771	1,12,453	1,33,172
T. Cloth and Domestic (III. Q)—	Yards	Yards	Yards	Yards	Yards					
United Kingdom	11	16,500	..	6,662	1,180	30	4,054	..	3,597	509
Straits Settlements (including Labuan)	49	49
TOTAL BRITISH EMPIRE	11	16,500	..	6,662	1,229	30	4,054	..	3,597	558
Switzerland	1,200	1,419
Japan	12,000	2,875	..
United States of America— Via Atlantic Coast	6,145	4,611	..
TOTAL FOREIGN COUNTRIES	1,200	18,145	1,419	7,486	..
Share of Bengal	14,314	4,031	..
„ Bombay	11	16,500	1,200	9,933	1,180	30	4,054	1,419	6,996	509
„ Madras	6	6	..
„ Burma	49	49
TOTAL	11	16,500	1,200	24,307	1,229	30	4,054	1,419	11,033	558
Twills (III. Q)—	Yards	Yards	Yards	Yards	Yards					
United Kingdom	6,370,651	7,271,163	13,246,359	12,166,611	11,701,762	33,53,272	36,16,161	65,22,155	56,08,024	46,54,700
Ceylon	2,071	8	1,397	5
Other British Possessions	30	330	..	65	30	33	113	..	32	30
TOTAL BRITISH EMPIRE	6,381,752	7,271,501	13,246,359	12,166,706	11,701,791	33,54,702	36,16,279	65,22,155	56,08,056	46,54,730

No. 13—continued

ARTICLES, AND COUNTRIES OF CONSIGNMENT; ALSO SHARE OF EACH PROVINCE	QUANTITY					VALUE				
	1922-23	1923-24	1924-25	1925-26	1926-27	1923-23	1923-24	1924-25	1925-26	1926-27
Textiles—continued										
Cotton—continued										
Manufactures—continued										
Piece goods—continued										
White (bleached)—continued										
Twills (III. Q)—continued	Yards	Yards	Yards	Yards	Yards					
Germany	1,378	..	814	1,461	..	1,465
Netherlands	4,135	30	1,807	35
Belgium	100	1,315	30	1,037	..
Switzerland	30,466	16,177	32,323	22,171	14,104	31,060
Italy	18,925	24,027	20,334	16,573	14,002	0,458
Japan	44,700	8,000	77,000	17,677	2,866	18,788
Egypt*	4,025	1,361	..
United States of America— Via Atlantic Coast	3,159	20	..	3,610	10
Other Foreign Countries	106	2,061	879	82	598	549
TOTAL FOREIGN COUNTRIES	..	3,159	95,675	59,740	131,449	..	3,610	57,984	36,365	61,375
Share of Bengal	1,616,347	3,914,219	5,697,213	3,419,070	3,425,450	7,35,131	19,07,800	26,61,931	16,50,391	14,32,936
.. Bombay	238,476	629,966	1,517,596	2,500,927	3,149,616	1,62,123	4,06,814	7,97,975	11,41,938	12,22,407
.. Sind	115,833	450,420	1,196,631	1,312,276	1,199,696	46,813	2,08,171	4,94,593	6,79,312	452,467
.. Madras	6,188	29,204	119,822	169,700	331,470	6,114	16,102	60,321	79,425	1,00,717
.. Burma	4,404,853	2,190,851	4,900,782	4,231,473	2,667,108	23,65,516	10,31,502	23,64,798	22,54,249	13,79,638
TOTAL	6,381,752	7,274,660	13,342,034	12,226,446	11,833,240	33,54,702	36,15,886	65,80,190	57,58,321	47,00,165
Unspecified descriptions (III. Q)—	Yards	Yards	Yards	Yards	Yards					
United Kingdom	5,952,876	10,341,492	12,309,633	6,623,920	11,000,006	32,48,114	53,57,490	61,40,626	29,07,984	37,04,372
Aden and Dependencies	23,499	125	..	7,582	..	12,140	125	..	3,152	..
Mesopotamia	53,908	3,327	1,354	170	..	14,613	2,877	1,061	83	..
Ceylon	31,961	77,159	57,847	57,294	81,245	21,702	43,337	33,153	34,020	55,934
Straits Settlements (including Labuan)	10,457	11,503	13,608	8,962	26,010	8,083	6,554	8,614	5,420	18,772
Hongkong	8,490	1,800	2,400	2,543	7,020	6,314	460	1,826	4,062	8,005
Other British Possessions	310	526	1,944	..	404	355	363	1,320	..	142
TOTAL BRITISH EMPIRE	0,086,501	10,435,932	12,386,871	6,715,471	11,125,685	33,11,420	54,11,205	61,60,509	29,51,905	37,78,265
Georgia	7,460	5,046
Sweden	1,638	2,060
Germany	29,080	60,439	50,930	72,342	100,971	25,745	60,350	51,532	74,004	93,18
Netherlands	3,210	9,471	3,44,133	9,673	11,292	4,121	7,020	2,44,932	9,629	7,001
Belgium	17,910	18,909	31,332	95,200	..	18,497	14,247	18,042	62,716
France	110	6,525	4,224	3,200	32,185	528	9,517	8,437	3,928	15,252
Switzerland	295,512	2,486,769	2,734,060	1,374,483	1,619,461	3,50,337	23,62,398	25,37,300	8,49,354	10,11,054
Italy	11,821	124,283	309,667	249,781	403,821	19,560	1,27,504	3,00,180	1,89,170	2,08,398
Austria	1,198	57,178	92,921	91,625	74,869	2,210	36,335	61,466	49,909	65,728
Czechoslovakia	1,000	24,938	13,534	536	..	1,013	26,356	11,767	995	..
China (exclusive of Hong- kong and Macao)	3,157	2,077	..
Japan	87,643	167,670	154,851	359,086	313,233	36,113	63,437	62,926	82,578	70,855
United States of America— Via Atlantic Coast	51,906	25,933	29,212	82,521	64,462	39,424	16,661	22,017	46,585	27,052
Other Foreign Countries	1,444	2,532	4,953	1,768	856	902	2,116	2,123	1,437	405
TOTAL FOREIGN COUNTRIES	482,924	2,962,643	3,764,634	2,279,724	2,717,969	4,79,943	27,39,691	33,27,273	12,97,994	16,60,127
Share of Bengal	1,760,815	3,497,757	2,596,557	1,216,160	2,724,036	9,94,460	21,52,568	16,59,774	6,31,491	11,21,336
.. Bombay	2,680,393	6,430,304	5,364,973	4,242,579	4,946,567	15,62,509	32,67,724	36,36,846	22,14,806	22,31,898
.. Sind	1,640,222	4,625,982	6,623,322	2,247,399	4,334,225	9,42,152	23,14,309	37,23,767	9,16,227	14,00,161
.. Madras	192,743	169,260	164,534	187,523	167,944	81,356	1,19,617	1,23,074	1,25,753	1,11,168
.. Burma	384,871	621,775	397,413	987,574	1,160,252	2,10,246	3,06,100	4,70,412	3,11,984	4,13,322
TOTAL	6,569,425	13,418,580	16,151,506	8,995,195	12,343,674	27,91,263	61,50,396	96,13,862	42,49,959	53,28,262

*Shown as a Foreign Country from 1923-24.

GENERAL IMPORTS

(490)

No. 13—continued

ARTICLES, AND COUNTRIES OF CONSIGNMENT; ALSO SHARE OF EACH PROVINCE	QUANTITY					VALUE				
	1922-23	1923-24	1924-25	1925-26	1926-27	1922-23	1923-24	1924-25	1925-26	1926-27
<i>Textiles—continued</i>										
<i>Cotton—continued</i>										
<i>Manufactures—continued</i>										
<i>Piece goods—continued</i>										
<i>White (bleached)—continued</i>										
<i>Total, White (bleached)—</i>	<i>Yards</i>	<i>Yards</i>	<i>Yards</i>	<i>Yards</i>	<i>Yards</i>					
United Kingdom	395,412,351	402,962,426	532,914,653	446,265,725	550,284,568	14,60,20,805	14,61,68,292	19,24,70,926	15,08,85,678	16,57,14,499
Aden and Dependencies	62,505	20,185	..	7,582	4,220	26,670	7,210	..	3,482	1,135
Mesopotamia	33,948	3,327	1,459	41,416	9,008	14,628	2,877	1,141	13,565	2,632
Ceylon	100,254	287,888	87,011	89,753	87,750	66,420	1,40,966	47,808	49,686	59,388
Straits Settlements (including Labuan)	81,520	125,648	113,719	278,598	227,706	51,138	69,143	63,642	1,29,071	1,00,504
Hongkong	20,034	8,329	9,111	10,859	19,420	14,763	5,878	9,127	7,270	10,303
Transvaal	6,000	1,334
Zanzibar and Pemba	4,000	1,531
Other British Possessions	310	550	2,229	505	938	355	379	1,630	335	372
TOTAL BRITISH EMPIRE	395,730,922	403,809,655	533,123,182	446,601,438	550,643,610	14,61,94,785	14,64,03,745	19,25,94,274	15,10,89,087	16,68,91,696
Georgia	7,460	5,046
Sweden	4,092	5,537
Germany	29,137	86,831	85,226	110,099	177,771	25,816	76,782	78,642	96,257	146,657
Netherlands	3,216,132	4,492,855	5,402,054	6,827,910	5,955,971	18,14,716	23,33,041	29,36,458	29,96,183	25,43,305
Belgium	1,535	25,808	33,459	48,224	132,468	948	25,993	24,615	28,895	79,505
France	5,447	9,549	8,306	9,709	91,423	4,757	13,464	6,650	3,049	39,138
Switzerland	991,492	4,728,651	4,905,552	5,803,737	3,643,416	9,48,820	42,90,769	40,83,968	32,66,906	44,72,394
Italy	65,677	227,370	546,653	987,699	1,689,416	62,291	2,09,263	4,99,236	5,95,698	8,10,514
Austria	9,741	98,327	126,274	255,731	363,634	7,266	75,111	1,09,436	1,36,820	2,29,823
Czechoslovakia	1,000	24,938	77,304	538	3,739	1,013	26,356	56,837	995	2,116
Native States in Arabia other than Makkah Territory and Trucial Oman	4,100	120	132	40	..	1,530	60	133	25
Perak	12,894	630	3,676	17,005	1,144	5,852	471	4,227	6,505	779
Siam	705	356	1,569	1,093	64,873	363	211	838	775	25,075
China (exclusive of Hongkong and Macao)	200	..	13,301	3,157	..	87	..	4,753	2,077	..
Japan	2,375,105	2,307,209	4,483,707	4,674,567	2,331,723	10,09,310	9,58,539	13,90,843	16,01,133	3,96,031
Egypt†	17,516	230	6,436	..
Portuguese East Africa	45	2,100	50	1,059
United States of America— Via Atlantic Coast	52,265	40,781	34,855	159,603	297,162	39,713	27,830	25,490	93,320	1,36,456
Other Foreign Countries	543	1,556	2,784	3,013	915	399	1,439	1,030	2,860	505
TOTAL FOREIGN COUNTRIES	6,760,873	12,047,056	15,747,400	18,420,686	20,307,927	39,21,859	80,40,849	97,24,238	88,43,042	93,89,926
<i>Share of Bengal</i>	<i>143,134,535</i>	<i>143,417,931</i>	<i>125,357,396</i>	<i>153,723,303</i>	<i>199,232,019</i>	<i>4,91,66,376</i>	<i>4,90,61,132</i>	<i>6,43,37,092</i>	<i>4,78,42,295</i>	<i>5,61,73,277</i>
" <i>Bombay</i>	<i>61,869,714</i>	<i>37,409,458</i>	<i>115,467,765</i>	<i>101,691,260</i>	<i>95,823,533</i>	<i>2,45,51,239</i>	<i>3,48,53,233</i>	<i>4,33,73,160</i>	<i>3,79,90,670</i>	<i>3,52,03,958</i>
" <i>Sind</i>	<i>145,025,206</i>	<i>134,259,122</i>	<i>190,419,999</i>	<i>162,233,027</i>	<i>206,351,940</i>	<i>5,12,37,117</i>	<i>4,56,56,769</i>	<i>6,69,03,369</i>	<i>4,82,82,663</i>	<i>4,63,33,027</i>
" <i>Hydrabad</i>	<i>19,958,770</i>	<i>24,678,403</i>	<i>22,432,849</i>	<i>19,849,374</i>	<i>30,210,302</i>	<i>1,01,51,933</i>	<i>1,13,31,493</i>	<i>1,05,29,133</i>	<i>39,33,425</i>	<i>1,15,91,459</i>
" <i>Burma</i>	<i>27,433,570</i>	<i>25,701,687</i>	<i>34,697,092</i>	<i>37,553,789</i>	<i>39,323,733</i>	<i>1,49,59,439</i>	<i>1,30,11,963</i>	<i>1,76,30,237</i>	<i>1,58,23,069</i>	<i>1,59,24,371</i>
TOTAL	402,491,795	415,356,711	548,875,582	465,112,124	570,951,537	15,01,16,644	15,44,44,594	20,23,13,562	15,99,32,129	17,52,81,623

† Shown as a Foreign Country from 1923-24.

No. 13—continued

ARTICLES, AND COUNTRIES OF CONSIGNMENT; ALSO SHARE OF EACH PROVINCE	QUANTITY					VALUE				
	1923-23	1923-24	1924-25	1925-26	1926-27	1923-23	1923-24	1924-25	1925-26	1926-27
						₹	₹	₹	₹	₹
Textiles—continued										
Cotton—continued										
Manufactures—continued										
Piece goods—continued										
Coloured, Printed, or Dyed—										
Printed goods—										
Cambrics (including Madapolams, Muslins, Mulls, and Jaconets (III. Q))—	Yards	Yards	Yards	Yards	Yards					
United Kingdom	24,108,168	30,999,916	28,849,247	21,753,626	17,839,275	91,39,531	1,09,30,689	97,92,107	62,95,559	42,10,794
Mesopotamia	12,500	2,100	..
Straits Settlements (including Labuan)	2,272	..	214,045	13,634	93,192	1,598	..	56,115	3,628	23,306
Other British Possessions	2,000	60	78	936	47	60
TOTAL BRITISH EMPIRE	24,112,440	30,999,976	29,063,292	21,766,126	17,839,353	91,39,965	1,09,30,716	98,48,222	66,01,487	42,34,081
Germany	690	..	14,900	5,725	..	353	..	9,247	30,006
Netherlands	73,841	39,874
France	228	1,064	550	1,168
Switzerland	4,294	4,727	7,000	26,663	161,182	3,798	4,215	9,806	26,633	1,09,111
Italy	121,481	26,994	345,009	51,177	9,713	1,02,366
Austria	14,620	..	206	10,095	..	140
Muskat Territory and Trucial Oman	6,023	1,885	..
Japan	1,924	80,612	9,313	1,406	34,470	2,395
United States of America— Via Atlantic Coast	47,390	236,223	22,293	1,14,078
Other Foreign Countries	1,761	446
TOTAL FOREIGN COUNTRIES	86,520	5,397	143,101	221,010	749,572	45,524	4,568	80,480	1,13,989	8,49,870
Share of Bengal	2,730,866	2,342,496	1,219,952	1,417,923	1,510,656	9,29,725	10,84,907	5,72,495	4,06,499	2,69,693
.. Bombay	7,460,915	9,855,793	11,947,385	8,309,808	6,418,102	25,03,799	40,77,000	43,43,321	30,71,529	16,43,128
.. Sind	12,246,689	16,902,990	18,870,803	11,305,223	10,989,221	43,22,507	53,36,523	41,73,475	28,86,769	27,41,028
.. Madras	272,202	349,625	495,211	312,005	485,007	1,27,467	1,75,125	1,75,329	1,29,217	1,84,204
.. Burma	422,222	1,554,449	1,772,441	660,227	732,551	2,20,071	2,62,274	7,64,022	9,27,046	2,89,078
TOTAL	24,198,980	31,005,363	29,205,323	22,005,770	19,173,057	91,78,579	1,09,35,284	99,22,702	67,15,476	51,63,651
Chadars (III. Q)—	Yards	Yards	Yards	Yards	Yards					
United Kingdom	15,697	..	9,724	5,966	..	2,082
Other British Possessions	156	90	140	74
TOTAL BRITISH EMPIRE	156	90	15,697	..	9,724	140	74	5,966	..	2,082
Japan	12,000	4,324
United States of America— Via Atlantic Coast	2,607	1,064
TOTAL FOREIGN COUNTRIES	20,607	5,388
Share of Bombay	15,697	..	12,421	5,966	..	4,046
.. Madras	156	90	140	74
.. Burma	12,000	4,324
TOTAL	156	90	15,697	..	20,421	140	74	5,966	..	5,370
Checks, Spots and Stripes (III. Q)—	Yards	Yards	Yards	Yards	Yards					
United Kingdom	522,300	1,014,067	1,506,247	844,143	1,192,654	2,22,055	4,22,964	6,61,213	4,05,220	6,02,214
Straits Settlements (including Labuan)	1,528	2,611	1,296	2,205	4,712	755	1,267	710	1,147	1,770
Other British Possessions	93	39	..	614	..	74	156	..	461
TOTAL BRITISH EMPIRE	524,828	1,014,961	1,507,531	846,348	1,197,366	2,22,810	4,24,265	6,62,179	4,06,467	6,04,445

ARTICLES, AND COUNTRIES OF CONSIGNMENT; ALSO SHARE OF EACH PROVINCE	QUANTITY					VALUE				
	1922-23	1923-24	1924-25	1925-26	1926-27	1922-23	1923-24	1924-25	1925-26	1926-27
Textiles—continued						R	R	R	R	R
Cotton—continued										
<i>Manufactures—continued</i>										
<i>Piece goods—continued</i>										
<i>Coloured, Printed, or Dyed—continued</i>										
<i>Printed goods—continued</i>										
<i>Checks, Spots and Stripes (III. Q)—continued</i>										
	Yards	Yards	Yards	Yards	Yards					
Germany	226,099	1,32,384
Netherlands	5,823	3,450	54,501	4,150	5,486	30,930
Belgium	2,476	213,216	2,526	1,74,162
Switzerland	3,975	20	5,459	55	..
Italy	36,619	17,664	14,650	7,337
Persia	8,870	2,500
Japan	4,125	481,457	351,375	97,700	..	1,397	1,62,342	1,13,630	34,612
Other Foreign Countries	460	65	210	548	1,000	320	45	113	416	686
TOTAL FOREIGN COUNTRIES	460	4,190	491,495	394,467	619,340	320	1,442	1,71,970	1,36,972	3,32,701
Share of Bengal	223,330	542,606	372,108	299,305	89,594	1,00,732	2,51,836	1,38,498	1,11,439	30,706
.. Bombay	241,835	435,520	435,338	324,595	501,879	1,06,346	1,63,871	1,79,993	1,48,537	1,81,683
.. Sind	8,943	7,000	644,189	68,259	451,470	4,609	1,680	3,18,236	37,769	2,61,307
.. Madras	320	306	3,582	20,739	620,351	230	399	1,793	9,375	2,98,230
.. Burma	50,978	37,119	523,839	533,555	238,993	21,212	19,061	2,00,629	2,35,715	1,65,221
TOTAL	525,346	1,022,151	1,909,026	1,241,450	1,817,220	2,33,130	4,35,827	3,34,149	5,43,430	2,37,146
Dhatis (III. Q)—	Yards	Yards	Yards	Yards	Yards					
United Kingdom	8,694	41,130	..	738,748	..	3,583	17,780	..	3,80,373
Ceylon	8	20	10	18
Straits Settlements (including Labuan)	177,720	1,353,809	2,42,030	5,23,463
TOTAL BRITISH EMPIRE	8	8,714	41,130	177,720	2,092,557	10	3,601	17,780	2,42,030	12,12,734
Netherlands	83,137	296,804	59,885	1,79,313
Switzerland	49,943	31,630
Java	4,850	3,258
Japan	10,808	1,627
TOTAL FOREIGN COUNTRIES	83,137	362,304	59,885	2,14,618
Share of Bengal	6,126	22,171	..	7,308	..	2,164	3,639	..	4,036
.. Bombay	15,959	7,390
.. Sind	3,000	..	3,000	1,691	..	1,210
.. Madras	8	3,533	1,293	10	1,397	933
.. Burma	260,857	2,439,953	3,01,895	14,59,603
TOTAL	8	8,714	41,130	260,857	2,452,759	10	3,601	17,780	3,01,895	14,28,763
Drills and Jeans (III. Q)—	Yards	Yards	Yards	Yards	Yards					
United Kingdom	11,007,619	10,910,036	14,929,336	15,511,697	15,638,322	59,19,746	51,34,699	67,64,547	59,39,769	52,04,673
Straits Settlements (including Labuan)	708	190	393	557	165	367
TOTAL BRITISH EMPIRE	11,007,619	10,910,036	14,930,044	15,511,887	15,638,194	59,19,746	51,34,699	67,65,104	59,39,934	52,05,140
Netherlands	26,780	..	27,600	6,346	..	9,078
Belgium	35,970	14,042
Switzerland	7,104	5,174
Italy	16,712	25,100	5,416	11,640
Japan	139,954	147,520	2,163,165	61,313	67,733	7,51,038
TOTAL FOREIGN COUNTRIES	173,838	164,332	2,251,895	74,733	73,250	7,85,418

ARTICLES AND COUNTRIES OF CONSIGNMENT; ALSO SHARE OF EACH PROVINCE	QUANTITY					VALUE				
	1922-23	1923-24	1924-25	1925-26	1926-27	1922-23	1923-24	1924-25	1925-26	1926-27
						₹	₹	₹	₹	₹
Textiles—continued										
Cotton—continued										
<i>Manufactures—continued</i>										
<i>Piece goods—continued</i>										
<i>Coloured, Printed, or Dyed—continued</i>										
<i>Printed goods—continued</i>										
<i>Drills and Jeans (III. Q)—continued</i>										
	Yards	Yards	Yards	Yards	Yards					
Share of Bengal	787,633	1,071,628	472,112	1,330,061	1,890,767	3,25,063	4,06,808	2,18,411	7,22,242	6,05,830
.. Bombay	229,736	107,187	1,708,549	2,010,820	2,215,572	4,21,325	72,266	7,21,227	2,12,626	7,72,729
.. Sind	9,130,207	9,425,459	12,612,712	11,434,245	12,144,253	47,24,217	44,24,025	58,64,622	42,17,227	40,26,822
.. Madras	262,121	305,722	222,127	220,222	272,022	2,22,212	1,00,222	1,22,200	1,01,222	1,72,212
.. Burma	11,222	..	72,222	110,210	1,167,627	6,027	..	22,722	21,222	4,02,422
TOTAL	11,027,212	10,910,022	15,102,822	15,070,110	17,221,072	52,12,722	51,24,022	62,22,222	60,12,204	50,22,222
Flannel and Flannelletts (III. Q)—										
	Yards	Yards	Yards	Yards	Yards					
United Kingdom	12,721	42,070	120,674	174,227	212,621	5,712	24,142	62,622	72,222	72,222
Straits Settlements (including Labuan)	..	14,400	3,620	7,200	6,202	1,222	2,022	..
TOTAL BRITISH EMPIRE	12,721	56,470	124,294	181,427	212,621	5,712	30,344	63,844	74,244	72,222
Germany	5,672	17,272	2,622	6,270
Switzerland	14,222	4,200
Italy	122,402	161,072	222,222	272,627	3,022,441	74,622	72,442	1,47,000	2,22,222	11,22,222
Japan	220,651	222,212	1,542,222	2,412,711	4,402,222	1,22,110	2,22,422	6,01,012	9,02,022	14,22,104
TOTAL FOREIGN COUNTRIES	342,653	363,284	1,542,222	2,418,222	4,419,693	1,96,722	4,12,864	6,48,022	11,04,244	15,22,322
Share of Bengal	222,421	222,071	1,177,622	222,427	2,242,222	1,02,211	2,22,142	2,41,012	2,21,621	7,22,221
.. Bombay	42,524	121,702	222,722	222,227	2,221,142	22,222	22,222	1,01,112	2,24,022	11,22,222
.. Sind	222	27,174	222,122	1,222,227	..	222	22,422	2,22,122	6,22,222
.. Madras	22	..	1,242	22	..	442	..
.. Burma	242,722	201,227	222,122	222,122	222,222	1,22,272	1,22,422	1,47,222	2,21,022	2,72,121
TOTAL	565,222	607,222	2,007,712	2,522,622	3,402,712	2,22,422	4,42,442	9,00,142	12,42,244	20,22,222
Lungis (III. Q) —										
	Yards	Yards	Yards	Yards	Yards					
United Kingdom	6,020,422	2,002,224	2,212,722	4,022,212	4,412,412	20,11,722	20,22,227	22,24,222	21,02,222	20,12,172
Straits Settlements (including Labuan)	22,212	22,224	11,422	22,222	22,222	22,222	22,122	12,274	4,00,722	1,00,227
Other British Possessions	42	102
TOTAL BRITISH EMPIRE	6,042,676	2,024,448	2,224,144	4,044,434	4,434,634	20,34,044	20,44,349	22,36,496	21,02,944	21,12,372
Netherlands	222,221	4,222	122,224	422,710	22,221	2,70,242	4,042	22,121	2,12,241	42,222
Switzerland	9,022	17,222	2,242	10,221
Italy	22,772	..	22,222	22,422	..	22,222	..
Persia	4,222	2,022	..
Siam	242	127	1,117	212	722	422	224	1,122	204	274
Japan	27,221	22,222	..
Other Foreign Countries	2	12
TOTAL FOREIGN COUNTRIES	222,221	22,799	123,341	426,932	22,943	2,71,164	4,266	22,333	24,266	42,943
Share of Bengal	22,277	42,222	22,277	22,277	..
.. Bombay	22	..	12,222	17,222	2,222	22	..	2,222	2,222	2,222
.. Sind	1,200	211
.. Burma	6,402,244	2,021,211	2,412,244	2,122,222	4,021,204	22,12,722	21,12,102	22,27,212	22,22,204	22,22,222
TOTAL	6,402,676	2,024,241	2,434,385	2,569,656	4,434,556	22,36,786	21,36,451	22,59,708	22,25,248	22,34,594

GENERAL IMPORTS

(494)

No. 13—continued

ARTICLES, AND COUNTRIES OF CONSIGNMENT; ALSO SHARE OF EACH PROVINCE	QUANTITY					VALUE				
	1922-23	1923-24	1924-25	1925-26	1926-27	1922-23	1923-24	1924-25	1925-26	1926-27
Textiles—continued										
Cotton—continued										
<i>Manufactures—continued</i>										
<i>Piece goods—continued</i>										
<i>Coloured, Printed, or Dyed—continued</i>										
<i>Printed goods—continued</i>										
Prints and Chints (III. Q.)—										
	Yards	Yards	Yards	Yards	Yards	Rs	Rs	Rs	Rs	Rs
United Kingdom	43,722,218	60,835,904	55,486,309	50,144,279	45,773,172	1,84,15,308	2,37,31,743	2,12,01,974	1,73,04,689	1,40,02,
Mesopotamia	5,999	658	..	2,363
Ceylon	39,649	25,167	14,186	11,461	11,790	28,511	15,254	8,019	7,633	6,
Straits Settlements (including Labuan)	8,746	9,913	264,156	61,964	98,123	5,361	5,260	73,713	21,698	19,
Egypt†	1,059	568
Other British Possessions	2,790	2,591	1,011	1,
TOTAL BRITISH EMPIRE	43,771,667	60,876,989	55,776,743	50,220,464	45,883,334	1,84,49,746	2,38,06,620	2,12,68,708	1,73,25,031	1,40,30,
Germany	4,564	1,4
Netherlands	178,650	..	27,866	..	17,456	1,34,985	..	18,206	..	6,4
France	2,284	3,635	43,533	72,746	141,445	1,629	3,081	18,461	26,593	65,3
Switzerland	340,001	190,617	129,979	121,990	169,780	2,28,691	1,23,213	91,069	68,930	67,4
Italy	246,167	339,629	326,160	345,135	351,503	1,07,263	1,00,864	3,40,360	1,22,255	1,16,3
Native States in Arabia other than Maskat Territory and Trucial Oman	18,676	..	8	2,611
Japan	6,400	26,068	1,526,364	3,307,520	794,288	1,439	12,111	4,98,348	9,02,054	1,98,6
Egypt†	9,808	..	310	5,384	..	1
United States of America—										
Via Atlantic Coast	108	..	30	15	25,950	59	..	50	25	9,9
Other Foreign Countries	651	108	3,995	1,880	2,975	465	54	2,187	1,018	1,8
TOTAL FOREIGN COUNTRIES	770,461	560,063	2,580,409	3,849,286	1,526,380	4,74,951	2,39,323	9,71,674	11,22,905	4,87,11
Share of Bengal	9,699,900	11,683,120	6,281,373	7,000,062	3,692,144	34,26,280	44,12,211	24,25,104	26,29,778	27,46,24
" Bombay	23,239,579	40,706,884	37,029,750	39,114,145	30,923,532	94,64,477	1,57,85,901	1,32,70,206	1,20,04,064	90,71,01
" Sind	150,873	49,360	1,573,860	186,069	161,237	60,344	18,547	6,75,149	69,864	78,28
" Madras	5,627,096	6,653,660	3,949,673	3,701,383	6,179,267	29,28,009	29,16,343	39,72,363	14,17,709	20,64,04
" Burma	5,824,630	2,400,120	4,531,091	4,008,093	1,446,493	29,56,687	9,75,441	19,05,859	19,82,827	5,62,84
TOTAL	44,543,138	61,437,044	58,357,152	54,069,750	47,414,723	1,69,24,697	2,40,43,943	2,32,66,360	1,84,47,936	1,45,17,31
Saris and Scarves (III. Q.)—										
United Kingdom	17,230,420	29,723,033	27,163,633	26,171,837	24,407,966	97,57,151	1,59,01,234	1,34,48,051	1,22,14,462	90,62,24
Straits Settlements (including Labuan)	290	15,730	11,967	1,100	..	195	7,563	4,563	34
Other British Possessions	360	120	..	110	28	232	90	..	45	1
TOTAL BRITISH EMPIRE	17,230,770	29,723,443	27,179,363	26,183,434	24,409,094	97,57,383	1,59,01,519	1,34,65,614	1,22,19,066	90,62,70
France	461	83
Switzerland	280	4,080	840	1,67
Italy	6,103	2,928	..
Native States in Arabia other than Maskat Territory and Trucial Oman	2,000	1,081
Japan	23,105	10,470	12,901	3,51
TOTAL FOREIGN COUNTRIES	2,000	23,488	14,661	1,081	16,669	5,911
Share of Bengal	8,394,649	10,633,538	7,634,790	9,263,199	15,041,937	33,60,340	43,92,004	33,39,220	35,48,295	49,98,42
" Bombay	6,216,183	12,276,887	12,253,111	12,990,788	8,969,068	43,43,927	74,60,715	61,03,612	73,53,010	26,08,21
" Sind	1,760,337	4,633,120	2,544,639	1,953,324	2,291,083	11,43,353	23,77,952	15,57,633	9,25,641	3,83,58
" Madras	711,431	1,966,246	4,243,579	673,364	985,000	4,18,359	11,14,487	22,42,964	3,03,176	4,17,994
" Burma	180,490	122,663	203,204	222,757	136,967	31,485	60,361	1,12,126	1,06,242	60,301
TOTAL	17,233,770	29,723,443	27,179,363	26,212,922	24,424,065	97,58,464	1,59,01,519	1,34,65,614	1,22,35,764	90,68,526

† Shown as a Foreign Country from 1923-24.

No. 13—continued

ARTICLES, AND COUNTRIES OF CONSIGNMENT, ALSO SHARE OF EACH PROVINCE	QUANTITY					VALUE				
	1923-24	1924-25	1925-26	1926-27	1927-28	1923-24	1924-25	1925-26	1926-27	1927-28
Articles—continued										
Cotton—continued										
Manufactures—continued										
Piece goods—continued										
Coloured, Printed or Dyed—continued										
Printed goods—continued										
Sateens (III Q) (a)—										
United Kingdom	—	—	—	3,524,580	3,906,566	—	—	—	17,15,039	16,67,326
France	—	—	—	639	1,915	—	—	—	873	1,632
Italy	—	—	—	11,645	18,493	—	—	—	4,590	6,194
Japan	—	—	—	48,801	..	—	—	—	5,055	..
TOTAL FOREIGN COUNTRIES	—	—	—	61,965	20,408	—	—	—	10,918	8,036
Share of Bengal										
.. Bombay	—	—	—	434,346	624,203	—	—	—	2,16,348	2,45,753
.. Sind	—	—	—	1,110,554	308,594	—	—	—	5,33,413	3,97,897
.. Madras	—	—	—	1,343,133	1,963,975	—	—	—	5,35,656	3,90,145
.. Burma	—	—	—	449	6,091	—	—	—	364	4,000
TOTAL	—	—	—	3,586,665	3,929,974	—	—	—	17,26,187	16,78,368
Shirtings (III. Q)—										
United Kingdom	8,865,906	17,096,957	19,909,489	14,911,496	23,032,807	39,94,654	72,75,223	80,65,307	57,19,981	79,08,114
Ceylon	83	6,552	83	3,550
Straits Settlements (including Labuan)	1,251	43,416	613	41,103	..	1,035	17,044	343	6,820
Hongkong	8	14,028	1,426	4	6,718	1,005	..
TOTAL BRITISH EMPIRE	8,865,989	17,094,498	19,952,905	14,913,509	23,073,910	39,94,737	72,79,813	80,65,067	57,20,910	79,14,934
Germany	91,682	29	29,067	24	..
Netherlands	55,233	..	10,000	..	7,164	28,511	..	4,806	..	2,118
France	1,201	3,729	5,167	3,021	..	626	2,343	3,451	927
Switzerland	7,234	3,571	5,877	2,901
Italy	27,630	126,639	80,630	135,513	430,130	13,957	58,670	46,345	50,557	1,47,016
Persia	2,600	1,350
Siam	35	6,918	41	2,000
Japan	603,554	1,349,670	792,606	1,53,543	2,31,807	2,10,823
Other Foreign Countries	100	800	978	90	682	593
TOTAL FOREIGN COUNTRIES	92,747	133,311	797,705	1,391,038	1,341,873	49,695	63,097	2,76,098	2,90,763	3,63,600
Share of Bengal										
.. Bombay	2,345,931	3,927,499	3,095,309	2,684,691	2,604,524	9,71,040	16,32,800	12,84,227	10,32,226	5,61,534
.. Sind	388,751	1,012,178	1,965,723	1,909,990	1,801,104	1,39,280	3,47,245	4,10,353	4,64,623	5,76,198
.. Madras	5,309,289	11,308,770	14,342,908	10,387,445	17,123,124	24,78,210	48,86,389	59,20,015	39,70,778	58,08,079
.. Burma	199,945	325,960	445,380	124,173	623,550	22,690	1,19,915	1,99,298	48,757	3,12,703
TOTAL	8,959,405	17,227,809	20,463,029	16,304,675	24,315,789	14,044,402	78,41,900	82,69,100	61,07,673	82,78,333
Twills (III. Q)—										
United Kingdom	2,404,494	6,542,437	7,902,310	5,267,354	9,902,099	13,18,297	23,65,229	28,70,340	23,01,531	25,52,555
Straits Settlements (including Labuan)	50	1,900	25	780
TOTAL BRITISH EMPIRE	2,404,494	6,542,487	7,904,210	5,267,354	9,902,099	13,18,297	23,65,254	28,71,120	23,01,531	25,52,555
Netherlands	16,062	5,463	7,966	3,580
Switzerland	7,245	10,636	13,905	..	4,564	5,897	7,245	9,012	..	2,345
Italy	65,464	16,900	523,271	1,589,524	2,698,899	31,079	6,706	2,37,120	5,54,978	7,90,399
Czechoslovakia	2,679	4,224	..
Persia	16,971	3,255
Japan	4,500	26,268	48,715	180,820	..	1,749	22,515	16,453	45,593
Other Foreign Countries	1,448	683
TOTAL FOREIGN COUNTRIES	72,710	62,529	668,638	1,604,913	2,865,515	36,966	82,440	2,83,236	6,76,188	6,45,021
Share of Bengal										
.. Bombay	677,265	1,309,662	1,661,011	1,000,943	1,372,122	3,20,775	2,06,053	2,51,264	4,33,229	5,91,217
.. Sind	190,130	229,625	739,438	1,312,222	1,735,510	1,10,728	1,34,783	2,74,140	5,56,155	6,25,161
.. Madras	1,706,313	4,809,344	5,919,773	4,840,397	9,200,029	9,21,980	24,33,624	29,55,946	18,49,123	21,39,890
.. Burma	2,467	31,724	125,987	27,511	78,904	1,907	22,318	71,987	9,643	24,546
TOTAL	2,677,204	6,611,018	8,427,219	6,872,272	12,787,604	13,54,960	23,97,803	41,55,235	28,76,654	43,97,676

(a) Re-exports recorded from 1923-24.

GENERAL IMPORTS

(496)

No. 18—continued

ARTICLES, AND COUNTRIES OF CONSIGNMENT; ALSO SHARE OF EACH PROVINCE	QUANTITY					VALUE				
	1922-23	1923-24	1924-25	1925-26	1926-27	1922-23	1923-24	1924-25	1925-26	1926
Textiles—continued										
Cotton—continued										
<i>Manufactures—continued</i>										
<i>Piece goods—continued</i>										
<i>Coloured, Printed, or Dyed—continued</i>										
<i>Printed goods—continued</i>										
Woven Lungis and Sarongs (III. Q)—										
United Kingdom	300,648	30,445	295,002	817,435	2,757,251	1,33,813	17,073	1,67,405	4,80,725	18,01
Ceylon	25	25
Straits Settlements (including Labuan)	1,638,785	2,149,950	2,554,747	1,444,381	802,945	19,04,099	18,93,595	21,59,551	12,76,489	6,24
TOTAL BRITISH EMPIRE	1,668,453	2,179,404	2,850,749	2,261,806	3,560,196	20,37,737	19,10,668	23,27,057	17,57,214	19,25
Netherlands	1,384,818	606,304	672,306	1,161,035	485,423	12,73,988	5,41,724	5,01,912	7,75,055	2,88
Belgium	..	31,816	18,078
Switzerland	175,716	92,439	94,905	83,187	74,748	1,02,680	46,373	55,026	53,658	30
Italy	19,402	8,640	9,157	3,932	..
Java	113,483	557,678	697,039	132,690	..	1,34,810	4,91,415	5,69,783	96,558	..
Persia	945
Siam	28	593	1,639	1,911	859	52	753	1,763	2,058	1
Japan	..	48,480	..	37,582	2,830	..	2,635	..	18,482	2
TOTAL FOREIGN COUNTRIES	1,673,985	1,389,307	1,685,951	1,435,935	5,64,795	15,01,610	11,04,179	11,37,519	9,49,943	3,31
Share of Bengal	19,229	75	19,229	25
" Bombay	..	1,094	10,664	3,258	42,879	..	647	5,855	1,873	11
" Madras	25	25
" Burma	3,508,433	3,580,448	4,826,036	3,693,885	4,056,412	35,26,733	30,14,174	34,58,720	27,05,224	22,16
TOTAL	3,529,437	3,561,611	4,336,700	3,698,841	4,104,901	35,30,347	30,14,946	34,64,576	27,06,857	22,56
Unspecified descriptions (III. Q)—										
United Kingdom	8,035,273	15,816,588	15,187,681	7,319,277	4,939,167	50,80,375	83,51,791	78,44,768	30,00,677	19,61
Mesopotamia	3,202	2,208	298	127	44	1,943	1,620	224	68	..
Ceylon	917	3,291	338	145	..	814	5,497	173	105	..
Straits Settlements (including Labuan)	1,830	1,454	71,228	6,975	230,879	1,770	1,133	23,479	3,495	1,34
Natal	1,050	1,026
Mauritius and Dependencies	0,398	2,376
Other British Possessions	220	483	333	30	186	170	241	160	30	..
TOTAL BRITISH EMPIRE	8,940,874	15,829,184	15,269,774	7,236,554	5,170,276	50,88,274	83,60,261	78,68,801	30,04,373	20,97
Georgia	2,197	1,214
Germany	40	67,987	174,020	345,230	9,02,473	30	40,232	1,32,028	2,28,262	4,44
Netherlands	33,907	36,563	65,925	17,113	47,831	16,516	17,967	38,646	11,184	20
Belgium	384	1,089	8,433	10,308	1,736	240	1,660	9,241	10,872	1
France	..	4,375	3,029	10,189	987	..	2,493	3,354	5,672	1
Switzerland	717	65,418	100,707	32,361	25,794	1,203	47,020	98,527	31,984	20
Italy	65,609	227,965	167,342	89,398	75,337	21,551	1,16,611	83,972	39,824	27
Austria	13,918	19,186
Czechoslovakia	2,472	1,317	2,227	1,781	..
Japan	19,282	32,700	515,485	338,556	114,614	7,230	12,927	1,77,935	1,03,328	28
United States of America— Via Atlantic Coast	104	4,768	58,900	39,970	80,315	78	3,066	27,035	21,440	17
Other Foreign Countries	975	501	4,037	68	312	855	403	1,340	63	..
TOTAL FOREIGN COUNTRIES	119,068	458,410	1,114,973	894,909	1,267,960	47,793	2,43,309	6,82,705	4,61,218	5,68
Share of Bengal	945,253	2,511,646	2,870,099	2,942,027	3,576,971	4,82,344	12,22,837	15,79,530	11,14,550	12,23
" Bombay	6,098,070	10,363,265	7,762,691	2,918,149	1,208,058	32,05,021	58,61,321	37,52,529	16,21,224	4,49
" Siam	65,869	684,946	1,691,119	126,004	90,811	69,121	3,89,511	2,47,335	53,091	35
" Madras	180,625	175,161	24,074	217,260	54,293	74,964	1,15,260	52,529	1,26,131	37
" Burma	1,220,207	1,651,776	2,969,234	207,716	1,487,632	12,11,617	2,06,961	16,18,503	4,80,533	8,14
TOTAL	9,060,842	10,287,034	16,374,747	8,111,156	6,428,165	51,30,087	85,03,640	79,51,506	34,55,589	28,63

No. 18—continued

ARTICLES, AND COUNTRIES OF CONSIGNMENT; ALSO SHARE OF EACH PROVINCE	QUANTITY					VALUE				
	1923-23	1923-24	1924-25	1925-26	1926-27	1923-23	1923-24	1924-25	1925-26	1926-27
						₹	₹	₹	₹	₹
Textiles—continued										
Cotton—continued										
Manufactures—continued										
Piece goods—continued										
Coloured, Printed, or Dyed—continued										
Printed goods—concluded										
Total Printed Goods—	Yards	Yards	Yards	Yards	Yards					
United Kingdom	152,136,218	178,629,401	176,339,581	180,409,961	154,940,480	6,77,96,193	7,78,77,608	7,42,93,086	6,79,41,776	6,78,66,116
Mesopotamia	2,303	8,307	208	12,877	702	1,843	2,983	234	2,191	451
Ceylon	41,091	40,812	14,612	11,695	11,821	29,045	24,844	9,347	7,758	6,296
Straits Settlements (including Labuan)	1,665,920	2,202,912	2,181,126	2,261,768	2,936,557	19,69,578	19,24,180	23,83,701	19,87,111	17,94,079
Hongkong	40	248	14,091	2,226	906	100	124	6,766	2,147	754
Egypt †	1,059	—	—	—	—	895	—	—	—	—
Natal	2,056	78	1,200	1,262	82	625
Mauritius and Dependencies	9,286	100	2,276	100
Other British Possessions	220	222	170	916	1,088	170	241	120	442	798
TOTAL BRITISH EMPIRE	154,979,102	178,981,403	179,849,876	183,720,268	157,093,038	6,97,94,420	7,92,40,807	7,69,62,204	6,99,11,482	6,42,00,116
Georgia	1,197	1,214
Germany	40	68,647	268,002	266,047	1,187,540	20	40,545	1,23,085	2,27,066	6,06,631
Netherlands	2,024,120	725,329	943,977	1,722,445	998,080	17,64,297	6,74,628	6,90,878	11,74,681	4,60,768
Belgium	264	22,899	9,249	12,274	251,042	249	19,729	9,971	12,198	1,89,868
France	2,784	9,211	49,991	89,099	149,063	1,829	6,470	24,167	39,229	71,721
Switzerland	625,208	266,457	267,024	292,270	222,261	2,48,616	2,61,268	2,71,272	2,60,240	2,05,168
Italy	527,219	927,963	2,114,572	2,270,277	7,617,798	2,46,525	2,66,721	9,18,040	11,98,080	22,46,564
Austria	20,263	166	291	26,977	121	221
Czechoslovakia	2,472	2,296	2,227	6,006	..
Muskat Territory and Trucial Oman	715	140	9,626	6,112	572	715	127	2,189	1,252	266
Other Native States in Arabia	2,240	..	7,422	..	8	1,206	..	945	..	8
Persia	5,261	16,687	..	4,820	10,265	1,796	2,516	..	2,906	2,202
Java	112,623	657,751	697,864	122,680	4,700	1,24,810	4,91,480	6,89,987	99,688	9,268
Slam	1,624	907	4,017	4,260	12,788	1,249	1,086	2,621	2,501	4,908
Japan	416,067	625,248	4,997,459	8,162,160	89,72,408	1,92,175	2,70,477	12,17,708	25,41,622	27,17,700
Egypt †	9,245	609	210	2,024	682	147
United States of America—										
 Via Atlantic Coast	 212	 4,768	 67,089	 67,274	 244,212	 127	 2,068	 27,175	 62,768	 142,679
 Other Foreign Countries	 79	 ..	 802	 60	 ..	 45	 ..	 816	 60	 ..
TOTAL FOREIGN COUNTRIES	2,669,076	2,567,925	9,429,925	14,156,718	19,761,117	29,26,790	21,25,080	46,08,028	22,12,228	69,24,814
Share of Bengal	26,969,212	28,966,237	26,427,622	29,127,695	27,267,624	1,06,64,482	1,44,12,294	1,09,07,222	1,06,77,220	1,25,17,911
 Bombay	44,711,729	78,772,109	72,204,229	72,212,229	62,221,626	2,12,17,226	2,29,12,712	2,29,62,222	2,29,27,222	1,74,00,222
 Madras	21,272,222	67,207,222	59,209,222	62,205,222	62,222,222	1,29,21,222	2,09,72,222	2,21,20,222	1,29,74,222	1,26,02,222
 Bihar	7,210,222	9,726,222	14,222,222	5,222,222	9,222,222	29,72,222	46,02,222	69,22,222	21,21,222	22,22,222
 Bengal	19,122,222	12,024,222	21,222,222	12,222,222	20,222,222	1,29,22,222	72,22,222	1,19,07,222	64,49,222	92,22,222
TOTAL	129,549,178	122,489,222	129,009,222	166,277,006	174,264,122	6,24,71,220	8,12,72,222	6,11,62,222	6,24,64,222	6,12,94,222
Dyed goods—										
 Cambrics, including Madapollams, Muslins, Mulls and Jacquets (III. Q)—	Yards	Yards	Yards	Yards	Yards					
United Kingdom	10,729,201	12,117,264	12,210,245	10,209,240	20,100,222	22,02,222	22,24,222	42,24,222	27,72,222	64,80,222
Aden and Dependencies	2,222	2,222	..	1,222	2,222	..
Straits Settlements (including Labuan)	2,222	222	12,112	16,222	240	4,222	222	4,222	2,122	..
Other British Possessions	24	46	..	122	222	22	22	..	122	242
TOTAL BRITISH EMPIRE	10,748,222	12,117,222	12,222,222	10,222,222	20,101,222	22,02,222	22,24,222	42,24,222	27,20,222	64,81,222

† Shown as Foreign Country from 1922-24.

ARTICLES, AND COUNTRIES OF CONSIGNMENT; ALSO SHARE OF EACH PROVINCE	QUANTITY					VALUE				
	1922-23	1923-24	1924-25	1925-26	1926-27	1922-23	1923-24	1924-25	1925-26	1926-27
						₹	₹	₹	₹	₹
Textiles—continued										
Cotton—continued										
Manufactures—continued										
Wool Goods—continued										
Coloured, Printed, or Dyed—continued										
Dyed goods—continued										
Cambries, including Madapolams, Mus- lins, Mulls and Jaconets (III. Q)— continued	Yards	Yards	Yards	Yards	Yards					
Germany	1,051	..	483	13,022	49,800	1,339	..	974	2,262	28,151
Netherlands	35,640	42,800	49,360	113,065	429,800	20,193	21,964	20,372	65,949	2,38,361
Belgium	990	11,323	489	9,129
France	25	..	715	26,570	..	55	..	715	12,767
Switzerland	46,503	148,109	140,361	341,927	1,488,582	26,807	1,31,639	1,28,345	3,03,150	10,25,620
Italy	5,637	47,245	93,663	449,745	..	6,185	24,244	63,895	3,42,330
Austria	7,267	3,995	1,799	29,205	..	3,839	3,374	2,128	20,568
Turkey European	1,248	2,068
Czechoslovakia	3,473	3,503
Mascat Territory and Trucial Oman	3,000	190	1,551	145
Japan	22,500	15,000	27,912	35,552	43,140	8,269	4,324	9,817	8,489	13,367
United States of America— Via Atlantic Coast	148	24	3,390	184,929	245,458	50	21	1,540	97,595	1,17,468
" Pacific "	20	20
Other Foreign Countries	5,187	5,060	288	599	850	173
TOTAL FOREIGN COUNTRIES	112,079	219,001	273,851	797,722	2,778,470	57,277	1,68,077	1,88,866	553,073	17,09,640
Share of Bengal	1,897,192	842,555	1,022,197	1,859,147	2,093,557	4,71,967	2,24,591	2,01,457	3,69,558	6,29,648
" Bombay	3,228,424	5,484,354	3,412,511	5,890,101	10,894,596	9,27,608	17,34,522	10,34,521	22,01,594	42,40,764
" Sind	4,688,353	5,470,868	3,945,453	3,109,425	3,483,448	14,29,086	18,49,510	29,19,643	11,71,166	28,15,004
" Madras	1,000,748	454,039	625,932	926,118	1,182,916	4,18,399	1,81,299	2,57,658	3,05,983	3,97,398
" Burma	45,358	115,112	300,616	845,901	220,865	27,213	62,536	1,04,927	1,95,871	1,16,478
TOTAL	10,859,571	12,336,928	13,508,709	11,627,687	22,880,162	32,67,166	40,52,458	45,17,906	43,33,651	81,90,783
Chaddars (III. Q)—	Yards	Yards	Yards	Yards	Yards					
United Kingdom	3,366	10,483	2,969	7,700
Other British Possessions	121	157	100	109	117	150
TOTAL BRITISH EMPIRE	121	157	..	3,366	10,583	109	117	..	2,969	7,850
Perals	6	50	6	135
Share of Bengal	3,366	3,588	2,969	6,662
" Bombay	1,900	1,017
" Sind	6	150	6	285
" Madras	121	157	109	117
TOTAL	121	157	..	3,372	10,688	109	117	..	2,975	7,985
Checks, Spots and Stripes (III. Q)—	Yards	Yards	Yards	Yards	Yards					
United Kingdom	3,010,958	3,807,865	7,000,108	5,241,976	8,967,926	16,14,358	20,22,038	42,58,838	33,04,714	54,63,006
Mesopotamia	14,800	9,849	..
Ceylon	314	509	408	765	374	261	..
Straits Settlements (including Labuan)	16,344	21,600	3,154	2,700	13,360	6,308	6,456	1,702	730	2,619
Hongkong	5,699	..	1,000	13,633	..	4,531	..	304	5,159	..
Anglo-Egyptian Sudan	32,980	5,460
TOTAL BRITISH EMPIRE	3,068,379	3,829,779	7,994,771	5,273,522	9,000,366	16,30,657	20,23,309	42,59,268	33,20,713	54,65,235
Germany	1,351	..	4,041	1,884	..	2,385
Netherlands	6,093	3,178	127,737	34,400	2,440	6,092	4,893	17,659	15,366	1,798
Belgium	3,537	119,460	27,184	17,304	..	3,326	23,994	27,633	8,923
Switzerland	90,569	154,759	45,568	52,047	42,106	95,952	1,21,479	59,237	54,371	34,971
Italy	41,616	11,174	123,916	53,494	39,740	131,799	11,717	1,01,677	38,327	19,728
Austria	1,077	1,030
Japan	109,300	35,240	214,400	50,092	352,654	33,920	13,234	59,864	19,513	1,03,143
United States of America— Via Atlantic Coast	128,997	45,193	15,635	31,444
Other Foreign Countries	1,963	658	2,081	1,032	..	600	356	764	797
TOTAL FOREIGN COUNTRIES	218,077	208,654	439,990	247,965	505,487	1,68,773	2,15,440	2,04,671	1,70,799	1,94,106
Share of Bengal	373,174	1,027,001	393,632	495,463	1,185,632	4,07,373	4,93,433	5,26,527	2,06,667	4,94,644
" Bombay	1,295,777	793,908	2,235,539	2,778,994	4,335,264	7,76,189	4,24,124	14,04,497	18,51,225	30,35,269
" Sind	678,903	1,700,553	4,249,922	1,236,729	1,612,430	4,03,313	10,15,967	23,30,518	7,15,338	9,95,396
" Madras	31,325	7,255	509	1,524	51,377	21,769	6,519	374	1,765	37,418
" Burma	404,277	509,306	654,359	1,012,907	2,320,870	1,59,347	2,44,535	2,61,922	7,06,446	11,36,633
TOTAL	3,284,456	4,088,633	8,433,661	21,517	9,505,873	17,97,439	22,44,766	45,38,839	34,91,512	58,59,341

No. 13—continued

ARTICLES, AND COUNTRIES OF CONSIGNMENT; ALSO SHARE OF EACH PROVINCE	QUANTITY					VALUE				
	1922-23	1923-24	1924-25	1925-26	1926-27	1922-23	1923-24	1924-25	1925-26	1926-27
Textiles—continued						R	R	R	R	R
Cotton—continued										
Manufactures—continued										
Floss goods—continued										
Coloured, Printed, or Dyed—continued										
Dyed goods—continued										
Dhutis (III Q)—	Yards	Yards	Yards	Yards	Yards					
United Kingdom	2,100	60,614	32,981	66,508	69,558	1,487	22,463	22,180	46,874	23,008
Ceylon	631	1,274	..	20	..	467	794	..	10	..
Straits Settlements (including Labuan)	..	8	1,200	6	1,000
TOTAL BRITISH EMPIRE	2,721	70,896	34,181	66,528	69,558	1,954	24,259	23,180	46,884	23,008
Netherlands	2,254	20,000	583	0,000
Italy	12,715	4,208	..
Japan	101,970	32,007	..
TOTAL FOREIGN COUNTRIES	116,939	20,000	36,898	0,000
Share of Bombay	..	67,839	18,433	86,083	27,515	..	32,792	28,209	23,180	12,257
.. Sind	14,392	5,604
.. Madras	2,721	1,282	1,200	5,401	..	1,954	770	1,000	2,742	..
.. Burma	..	1,725	14,543	172,082	47,241	..	721	6,241	62,020	12,546
TOTAL	2,721	70,896	34,181	212,407	89,558	1,954	24,258	23,180	67,082	22,107
Drills and Jeans (III Q)—	Yards	Yards	Yards	Yards	Yards					
United Kingdom	1,742,321	1,761,208	2,629,069	2,826,154	2,670,982	14,86,625	15,22,079	14,61,458	18,41,784	20,20,688
Aden and Dependencies	3,600	1,297	..
Ceylon	242,720	64,266
Straits Settlements (including Labuan)	20	750	252	250	7,483	20	607	128	202	2,257
Hongkong	2,500	2,200	..	6,200	..	1,227	2,604	..	2,222
Other British Possessions	3,400	50	..	925	60	..
TOTAL BRITISH EMPIRE	1,746,741	1,764,458	2,874,241	2,826,404	2,678,185	14,87,720	15,25,145	14,62,446	18,43,283	20,24,777
Germany	5,442	210	2,222	242
Netherlands	427,200	50,591	89,900	152,400	271,715	1,91,263	22,577	26,608	62,567	22,423
Switzerland	17,220	8,417
Italy	27,272	..	67,217	17,224	..	24,214
China (exclusive of Hongkong and Hanks)	2,200	2,222
Japan	299,200	614,096	779,620	481,061	2,006,421	1,24,228	2,64,507	2,22,998	1,61,024	2,20,169
Other Foreign Countries	2,200	210	50	620	117	60	..
TOTAL FOREIGN COUNTRIES	751,942	676,227	902,712	636,451	2,984,923	2,22,023	2,87,714	2,50,978	2,22,541	2,42,624
Share of Bengal	162,724	42,042	229,220	91,108	121,212	72,274	27,222	1, 2,222	40,274	22,222
.. Bombay	1,522,222	1,222,222	2,007,012	2,221,222	2,022,222	22,222,222	14,221,222	12,00,222	16,22,222	18,00,222
.. Sind	100,022	142,222	1,022,222	222,222	622,122	47,412	64,122	4,22,222	2,04,222	2,12,222
.. Madras	20	612	722	2,222	77,102	20	420	480	1,271	22,012
.. Burma	672,224	272,222	422,222	622,222	2,720,222	2,72,222	2,22,222	1,22,122	1,22,422	2,22,222
TOTAL	2,422,222	2,440,222	2,794,222	2,472,222	6,672,222	12,12,222	12,12,222	22,24,222	20,71,222	22,22,222

GENERAL IMPORTS

(500)

No. 18—continued

ARTICLES AND COUNTRIES OF ORIGIN, ALSO SHARE OF EACH PROVINCE	QUANTITIES					VALUES				
	1923-23	1923-24	1924-25	1925-26	1926-27	1923-23	1923-24	1924-25	1925-26	1926-27
						Rs	Rs	Rs	Rs	Rs
Textiles—continued										
Cotton—continued										
Manufactures—continued										
Piece goods—continued										
Coloured, Printed, or Dyed—continued										
Dyed goods—continued										
Flannel and Flannelettes (III. Q)—	Yards	Yards	Yards	Yards	Yards					
United Kingdom	50,802	101,679	258,241	250,958	104,957	19,958	44,004	1,13,496	1,01,261	36,585
Ceylon	150	220
Straits Settlements (including Labuan)	9,000	1,920	150	10,500	1,900	3,937	837	68	2,352	507
TOTAL BRITISH EMPIRE	59,802	103,599	258,391	261,458	106,907	23,895	44,841	1,13,564	1,04,613	37,312
Germany	6,366	39,438	2,497	30,006
Netherlands	21,604	..	596	14,295	..	7,348	..	417	5,465
Belgium	1,107	27	1,745
Switzerland	2,506	..	4,490	3,370	..	1,631
Italy	24,645	57,350	168,295	170,533	410,276	16,869	25,352	1,29,823	65,863	1,40,315
Japan	406,916	805,198	1,594,132	2,284,357	4,457,007	1,73,138	3,75,311	8,54,862	7,72,300	12,03,209
Other Foreign Countries	399	2,308	170	778
TOTAL FOREIGN COUNTRIES	431,561	884,122	1,786,040	2,471,208	4,938,659	1,91,007	4,08,011	7,89,800	8,41,947	13,90,394
Share of Bengal	316,801	204,274	316,225	261,497	618,718	1,32,891	82,537	1,30,725	99,179	1,57,533
.. Bombay	97,876	480,001	667,844	1,070,776	1,637,098	40,859	2,46,225	3,13,650	3,84,920	4,92,150
.. Sind	1,599	37,442	272,218	117,639	451,640	1,221	8,470	1,29,640	43,233	1,66,389
.. Madras	1,037	1,707	..	4,968	1,156	634	1,312	..	2,893	551
.. Burma	174,600	284,297	789,849	1,267,790	2,265,112	39,225	1,38,618	3,19,354	4,16,938	5,21,033
TOTAL	461,363	987,721	2,044,431	2,732,661	5,043,765	2,14,900	4,52,852	9,03,859	9,46,500	16,27,706
Italian Cloth and Satens (III. Q) (a)—				Yards	Yards					
United Kingdom	—	—	—	12,597,622	26,975,151	—	—	—	75,84,905	1,29,32,445
Straits Settlements (including Labuan)	—	—	—	9,605	22,174	—	—	—	15,234	13,367
Hongkong	—	—	—	3,590	6,017	—	—	—	2,244	7,052
Other British Possessions	—	—	—	2,111	1,243	—	—	—	998	887
TOTAL BRITISH EMPIRE	—	—	—	12,612,928	27,004,585	—	—	—	75,93,431	1,29,43,751
Germany	—	—	—	..	31,339	—	—	—	..	11,645
France	—	—	—	107	2,898	—	—	—	90	1,598
Switzerland	—	—	—	6,189	26,704	—	—	—	9,508	37,535
Italy	—	—	—	247,823	311,670	—	—	—	1,90,789	1,85,263
China (exclusive of Hongkong and Macao)	—	—	—	..	100,606	—	—	—	..	31,741
Japan	—	—	—	42,723	378,316	—	—	—	27,699	1,39,596
United States of America—										
Via Atlantic Coast	—	—	—	24,706	12,010	—	—	—	12,542	5,337
TOTAL FOREIGN COUNTRIES	—	—	—	321,217	873,433	—	—	—	2,40,628	4,12,774
Share of Bengal	—	—	—	954,298	2,633,738	—	—	—	4,93,668	12,04,261
.. Bombay	—	—	—	5,114,603	11,372,376	—	—	—	29,89,844	54,14,360
.. Sind	—	—	—	6,195,403	12,323,451	—	—	—	33,63,656	61,16,558
.. Madras	—	—	—	37,778	165,230	—	—	—	22,250	75,771
.. Burma	—	—	—	632,063	937,723	—	—	—	4,95,041	5,44,075
TOTAL	—	—	—	12,934,145	27,873,018	—	—	—	78,34,059	1,33,56,525

(a) Separately recorded from 1925-26.

No. 13—continued.

ARTICLES, AND COUNTRIES OF CONSIGNMENT; ALSO SHARE OF EACH PROVINCE	QUANTITY					VALUE				
	1933-33	1933-34	1934-35	1935-36	1936-37	1933-33	1933-34	1934-35	1935-36	1936-37
Textiles—continued										
Cotton—continued										
Manufactures—continued										
Piece goods—continued										
Coloured, Printed, or Dyed—continued										
Dyed goods—continued										
Lungis (III. Q) —	Yards	Yards	Yards	Yards	Yards					
United Kingdom	66,437	234,467	230,708	111,839	163,495	43,339	1,76,430	1,43,993	62,354	63,430
Aden and Dependencies	3,750	1,693
Ceylon	38	35
Straits Settlements (including Labuan)	263	212	920	1,113	4,338	355	262	930	1,146	3,345
TOTAL BRITISH EMPIRE	69,467	234,679	240,628	113,002	168,334	44,611	1,76,721	1,44,923	70,000	68,075
Germany	3,030	2,218	..
Netherlands	30,023	524,371	431,348	441,394	61,493	26,097	3,67,500	3,70,085	3,84,432	33,850
Belgium	616	638	..
Switzerland	12,892	6,527	2,100	18,479	10,648	3,817	..
Japan	39,759	10,177	..
TOTAL FOREIGN COUNTRIES	30,023	536,163	437,915	475,799	61,493	26,097	3,78,079	3,80,733	3,71,820	33,850
Share of Bengal	90,741	748,151	572,373	495,334	177,664	64,379	5,00,131	3,64,439	3,33,477	30,737
.. Bombay	3,468	242	3,321	30,000	16,150	6,089	390	2,016	16,789	2,191
.. Sind	13,892	6,527	2,100	18,479	10,648	3,817	..
.. Madras	59	72	..	1,033	4,633	43	79	..	1,061	2,078
.. Burma	223	63,495	97,220	37,464	23,220	249	33,337	60,406	22,373	10,024
TOTAL	90,469	823,843	678,641	600,801	220,816	70,708	5,53,709	4,27,499	3,61,820	1,18,325
Prints and Chintz (III. Q) —	Yards	Yards	Yards	Yards	Yards					
United Kingdom	146,714	91,825	644,291	434,556	1,635,486	75,603	37,551	4,09,807	2,17,750	7,30,493
Straits Settlements (including Labuan)	75,006	3,323	4,009	1,102	..
Other British Possessions	63	35	..	714	695	37	20	..	494	530
TOTAL BRITISH EMPIRE	146,777	91,860	644,297	437,492	1,636,181	75,640	37,571	4,13,816	2,19,346	7,31,023
Belgium	12,324	12,564
Switzerland	12,173	6,946
Italy	61,447	16,468
Japan	232,380	1,249,300	1,084,970	70,276	3,55,428	2,07,334
Other Foreign Countries	150	140	675	140	135	335
TOTAL FOREIGN COUNTRIES	232,530	1,249,340	1,178,490	70,416	3,55,563	2,07,669
Share of Bengal	6,118	..	12,920	12	36	2,523	..	6,420	46	36
.. Bombay	25,648	..	30,109	2,360	119,319	11,667	..	36,223	1,500	87,733
.. Sind	70,118	..	639,972	3,362	391,443	37,637	..	2,63,891	2,065	1,39,333
.. Madras	22,324	32	3,327	109,697	978,043	12,423	30	5,991	32,370	3,00,192
.. Burma	19,239	91,825	263,229	1,489,301	1,430,348	10,245	32,331	171,597	4,30,144	4,25,324
TOTAL	146,777	91,860	1,091,227	1,690,841	3,009,720	75,640	37,571	4,84,033	5,75,026	10,38,618

GENERAL IMPORTS

(502)

No. 13—continued

ARTICLES, AND COUNTRIES OF CONSIGNMENT, ALSO SHARE OF EACH PROVINCE	QUANTITY					VALUE				
	1922-23	1923-24	1924-25	1925-26	1926-27	1922-23	1923-24	1924-25	1925-26	1926-27
Textiles—continued.										
Cotton—continued.										
Manufactures—continued.										
Piece goods—continued										
Coloured, Printed, or Dyed—continued										
Dyed goods—continued										
Saris and Scarves (III. Q)—	Yards	Yards	Yards	Yards	Yards					
United Kingdom	344,493	262,153	1,074,002	662,656	2,608,219	2,01,065	1,46,226	5,02,617	3,11,613	10,26,846
Ceylon	657	2,377	1,521	1,940	403	440	1,909	1,370	856	323
Straits Settlements (including Labuan)	1,160	1,947	1,702	534	8,079	848	1,153	1,068	477	3,914
TOTAL BRITISH EMPIRE	346,300	264,480	1,077,225	665,130	2,608,701	2,02,373	1,48,287	5,95,255	3,14,046	10,31,083
Germany	7,300	6,967
Netherlands	65,508	21,385	63,538	41,313	15,469	25,301
Switzerland	4,010	2,334	2,786	5,885	2,430	5,674
Czechoslovakia	2,963	2,712	8,281	4,008
Maakat Territory and Trucial Oman	900	504	..
TOTAL FOREIGN COUNTRIES	74,471	31,397	4,010	3,134	66,324	49,404	26,529	5,865	2,934	40,075
Share of Bengal	* 290,004	241,411	345,437	164,308	714,404	1,71,328	1,61,337	1,37,480	82,372	2,77,339
.. Bombay	65,755	7,300	71,979	36,447	56,255	47,453	6,967	43,548	20,612	37,947
.. Sind	649,163	10,015	120,439	2,51,975	3,384	52,837
.. Madras	65,011	45,166	2,221	440,084	1,766,952	32,526	17,522	1,970	1,97,379	7,07,078
.. Burma	12,510	17,280	14,975	6,169	7,283	6,507
TOTAL	420,771	293,877	1,081,295	668,384	2,675,025	2,51,867	1,75,826	6,01,120	3,16,980	10,72,058
Shirtings (III. Q)—	Yards	Yards	Yards	Yards	Yards					
United Kingdom	21,351,109	19,636,153	26,094,702	21,789,720	27,437,084	80,04,261	74,47,247	95,49,310	73,44,333	80,05,403
Ceylon	12	164	2,070	..	3,600	9	151	1,302	..	788
Straits Settlements (including Labuan)	1,752	43,323	37,665	20,153	32,662	1,043	16,757	16,776	11,403	10,102
Hongkong	9,980	14,815	2,440	7,861	15,244	4,535	9,334	2,509	5,813	11,608
Kenya Colony	7,500	2,663
Victoria	11,840	6,575
Australian Commonwealth (Total)	11,840	6,575
Other British Possessions	4,021	..	23	1,321	..	23	..
TOTAL BRITISH EMPIRE	21,374,599	19,710,081	26,136,837	21,836,768	27,488,500	80,16,473	74,77,378	95,69,087	73,41,675	80,28,281
Germany	3,000	1,430	4,940	25,107	..	924	2,576	2,400	9,645
Netherlands	1,089,233	1,234,621	1,145,772	1,781,792	3,102,478	5,75,960	9,19,539	5,53,668	8,37,254	18,80,601
France	5,708	192	3,570	65
Italy	20,824	18,988	52,127	367,656	..	21,885	12,000	25,176	1,35,407
Austria	2,023	2,037
Persia	6,640	3,136	..	2,268	1,649	..
China (exclusive of Hongkong and Macao)	950	..	8,000	440	..	5,586
Japan	2,672,762	4,210,905	3,094,279	5,213,550	6,637,150	10,85,273	17,09,379	13,23,003	16,53,283	23,57,283
United States of America—										
Via Atlantic Coast	154	0	12,214	85	8	3,443
Other Foreign Countries	336	360	22	47	340	152	472	15	85	176
TOTAL FOREIGN COUNTRIES	3,768,971	5,475,610	4,861,695	7,061,309	12,245,160	16,43,633	23,62,199	18,67,677	25,23,425	33,94,583
Share of Bengal	7,712,333	6,314,759	6,484,685	6,809,713	9,205,674	25,35,577	20,35,961	20,39,389	20,20,520	25,07,027
.. Bombay	10,302,052	12,213,655	11,053,352	10,753,749	10,553,003	41,41,723	49,92,076	42,66,414	37,91,222	36,61,571
.. Sind	4,173,394	3,344,527	2,020,579	2,794,324	2,860,209	15,00,133	12,46,784	32,63,616	17,67,303	21,99,630
.. Madras	589,531	539,477	638,700	663,775	738,428	2,31,832	2,61,739	2,45,050	2,23,827	2,29,757
.. Burma	2,379,210	2,614,103	2,752,312	4,861,014	10,264,436	11,34,375	11,92,397	16,62,604	20,10,283	29,64,339
TOTAL	25,143,570	25,136,161	30,996,532	28,638,076	29,733,750	98,80,125	96,29,677	1,14,67,684	98,65,100	1,19,22,864

No. 13—continued

ARTICLES, AND COUNTRIES OF CONSIGNMENT; ALSO SHARE OF EACH PROVINCE	QUANTITY					VALUE				
	1923-23	1923-24	1924-25	1925-26	1926-27	1923-23	1923-24	1924-25	1925-26	1926-27
Textiles—continued										
Cotton—continued										
Manufactures—continued										
Piece goods—continued										
Coloured, Printed, or Dyed—continued										
Dyed goods—continued										
Twills (III. Q)—	Yards	Yards	Yards	Yards	Yards	R	R	R	R	R
United Kingdom	5,741,181	5,761,766	9,499,676	9,850,340	9,109,645	36,14,473	54,63,649	80,56,491	43,78,480	39,63,693
Aden and Dependencies	6,345	3,573
Mesopotamia	25	25	..
Ceylon	4	150,800	36,000	3	29,465	4,045	..
Other British Possessions	2,329	..	3,000	34	..	949	..	599	10
TOTAL BRITISH EMPIRE	5,741,181	5,764,098	9,611,376	9,890,365	9,107,025	36,14,473	54,63,601	80,85,956	43,81,086	39,63,271
Germany	1,637	218	6,851	1,493	300	3,068
Netherlands	16,303	8,961
Belgium	4,374	3,041	..
France	110	2,035	2,601	168	2,330	2,092
Switzerland	13,440	41,508	4,176	38,266	2,616	4,401	12,432	3,780	11,617	1,741
Italy	1,638	..	72,503	137,300	544,558	1,722	..	61,910	61,730	2,01,431
Czechoslovakia	1,096	1,700	..
Japan	22,080	29,593	110,600	128,471	290,170	11,301	12,640	51,123	67,158	75,015
Other Foreign Countries	1,041	13	980	644	13	448
TOTAL FOREIGN COUNTRIES	53,261	63,301	190,667	313,643	648,935	26,345	24,081	1,19,119	1,77,064	2,73,768
Share of Bengal	411,037	639,684	1,258,421	260,844	191,974	1,97,203	2,08,891	5,24,305	1,22,087	1,19,711
.. Bombay	335,862	1,308,745	2,124,730	2,800,176	4,901,960	5,93,736	3,74,907	16,14,536	18,65,447	25,84,630
.. Sind	4,162,136	6,643,257	6,012,992	5,531,324	3,963,728	20,33,867	41,71,821	23,76,743	21,25,325	12,04,772
.. Madras	338	59	11,409	68,228	250,401	951	42	2,922	77,043	1,22,400
.. Burma	295,069	314,380	353,527	575,436	636,247	2,09,711	1,45,200	2,70,269	2,40,048	2,46,469
TOTAL	5,794,443	9,626,289	9,801,963	10,003,908	9,965,910	36,40,818	54,91,483	83,05,075	45,59,950	43,37,034
Woven Lungis and Sarongs (III. Q)—	Yards	Yards	Yards	Yards	Yards					
United Kingdom	24,923	41,033	80,261	74,117	292,471	14,046	35,423	27,251	49,217	1,09,844
Aden and Dependencies	2,500	1,261
Ceylon	6,634	4,923
Straits Settlements (including Labuan)	32,800	1,186	..	36,453	1,643	..
TOTAL BRITISH EMPIRE	66,857	41,033	80,261	75,303	292,471	56,683	35,423	27,251	50,700	1,09,844
Netherlands	24,022	..	47,987	27,940	84,821	21,026	..	40,557	15,212	45,704
Switzerland	799	..	9,940	1,034	..	6,599
Java	1,200	1,080	..
Siam	910	..	154	1,108	..	153
Japan	6,510	7,289
TOTAL FOREIGN COUNTRIES	41,512	..	49,930	29,140	94,661	30,112	..	41,744	16,892	52,303
Share of Bengal	41,639	39,940	51,299	27,183	19,022	43,164
.. Bombay	19,222	5,262	32,143	54,874	120,121	9,720	2,270	39,229	53,017	80,000
.. Madras	6,634	16	..	4,222	8	..
.. Burma	40,299	35,771	47,032	12,612	71,459	44,240	28,058	20,250	14,402	22,993
TOTAL	108,369	41,033	139,191	104,443	332,652	82,795	35,423	79,095	67,622	1,62,147
Unspecified descriptions (III. Q)—	Yards	Yards	Yards	Yards	Yards					
United Kingdom	23,550,972	48,664,109	59,431,157	18,123,123	18,900,228	1,27,74,099	3,09,50,640	3,81,96,484	1,07,41,224	65,79,789
Aden and Dependencies	5,343	100	200	18,910	34,522	3,545	120	220	3,924	9,312
Mesopotamia	2,247	12,605	1,148	780	26,445	1,922	4,255	1,061	563	8,702
Ceylon	12,939	23,424	401,549	11,144	2,206	11,292	24,622	1,29,181	7,776	1,810
Straits Settlements (including Labuan)	66,121	175,421	154,623	139,807	144,080	80,604	1,05,978	96,451	75,255	67,022
Hongkong	100,929	11,766	26,104	35,072	74,045	82,290	5,574	16,961	20,913	29,493
Natal	120	22,542	17,475	21,149	..	106	31,420	12,610	17,231
Zanzibar and Pemba	1,110	2,550	2,264	1,120	1,202	1,850
Kenya Colony	451	2,325	27,421	47,127	22,451	527	1,280	19,744	26,464	22,024
Victoria	11,171	1,250	..	6,431	1,268	..
New South Wales	25	400	8	400
Australia Commonwealth (Total)	11,196	400	..	1,250	..	6,439	400	..	1,296	..
Other British Possessions	20	726	1,020	1,278	..	20	471	600	1,144
TOTAL BRITISH EMPIRE	23,764,268	49,068,490	60,026,601	18,208,697	19,220,253	1,59,00,778	3,11,02,124	3,84,95,123	1,09,02,545	67,49,920

GENERAL IMPORTS

(504)

No. 13—continued

ARTICLES, AND COUNTRIES OF CONSIGNMENT, ALSO SHARE OF EACH PROVINCE	QUANTITY					VALUE				
	1922-23	1923-24	1924-25	1925-26	1926-27	1922-23	1923-24	1924-25	1925-26	1926-27
Textiles—continued										
Cotton—continued										
Manufactures—continued										
Piece goods—continued										
Coloured, Printed, or Dyed—continued										
Dyed goods—continued										
Unspecified description (III. Q)—continued	Yards	Yards	Yards	Yards	Yards					
Germany	70,390	204,088	487,952	345,081	251,490	91,134	2,42,566	6,14,473	2,33,795	1,72,624
Netherlands	14,977	111,268	182,411	29,547	137,703	8,153	97,565	1,21,143	19,184	75,170
Belgium	17,398	254,217	351,164	33,983	37,639	22,114	2,77,672	4,16,929	89,485	41,373
France	9,118	25,420	31,243	9,244	20,788	16,256	24,283	30,348	9,574	16,008
Switzerland	634,616	1,435,539	1,341,373	344,693	236,243	9,81,760	15,81,765	11,59,173	2,94,563	1,35,541
Italy	411,368	1,726,313	2,274,589	979,187	254,970	4,10,173	15,42,386	20,14,982	6,68,533	1,65,066
Austria	1,818	6,136	47,989	2,673	19,466	3,976	9,289	42,546	3,475	12,446
Czechoslovakia	3,333	29,675	35,108	11,156	13,370	4,707	38,310	44,684	7,072	10,104
Turkey, European	2,477	4,231
Mascat Territory and Trucial Oman	15	7,525	3,050	2,217	..	15	2,665	757	909
Other Native States in Arabia	400	420	6,616	..	750	216	200	1,773	..	234
Persia	2,697	129	311	893	666	1,865	44	191	406	378
Sumatra	1,400	1,351
China (exclusive of Hongkong and Macao)	83,288	18,151	15,128	390	1,218	18,401	3,923	7,376	261	623
Japan	3,714,163	3,957,961	5,741,188	8,019,120	8,247,857	14,24,270	13,75,239	18,13,354	20,32,325	18,42,635
Egypt †	2,229	200	426	705	..	3,501	179	173	510
Portuguese East Africa	200	2,585	1,785	180	3,442	1,397
United States of America—										
Vld Atlantic Coast	62,176	260,872	146,218	244,650	485,637	42,333	1,63,283	87,247	1,15,053	1,77,594
" Pacific "	352	..	60	191	..	80
Other Foreign Countries	830	..	644	901	634	644	..	720	845	480
TOTAL FOREIGN COUNTRIES	4,976,723	8,026,938	10,518,690	10,023,977	9,713,338	20,20,191	53,61,045	63,63,573	84,46,953	26,53,995
Share of Bengal	3,510,204	6,918,271	7,507,108	2,331,254	5,633,817	20,68,093	38,51,487	44,87,853	18,45,158	23,24,689
Bombay	15,070,516	30,986,057	34,035,305	10,091,365	7,031,225	99,05,700	2,15,76,809	2,14,49,318	59,59,947	29,83,477
Bihar	2,339,438	7,673,320	17,237,954	3,441,114	3,063,703	13,80,417	51,24,319	1,16,49,801	14,96,470	11,60,571
Madras	260,738	337,064	426,416	466,188	623,143	2,30,241	3,30,029	3,66,285	3,28,706	3,03,729
Burmah	7,499,963	8,971,711	11,314,508	11,607,335	13,617,703	53,23,513	55,80,865	69,47,849	52,21,738	46,18,549
TOTAL	28,740,931	54,935,423	70,600,491	28,427,774	28,963,591	1,69,20,969	3,64,63,209	4,48,48,696	1,43,49,479	1,14,02,315
Total Dyed goods—	Yards	Yards	Yards	Yards	Yards					
United Kingdom	66,780,308	93,697,124	131,388,999	83,681,758	120,201,515	3,40,52,117	5,17,69,645	6,45,82,928	3,97,49,195	4,94,55,796
Aden and Dependence	14,621	190	200	25,810	41,198	8,312	180	230	8,961	12,836
Mesopotamia	3,347	14,423	1,148	16,527	37,843	1,962	4,648	1,061	11,143	10,017
Bahrain Islands	5,280	70	50	426	..	1,328	70	25	336
Ceylon	24,888	42,675	779,968	51,511	6,449	17,254	28,287	2,25,948	14,951	3,141
Straits Settlements (including Labuan)	131,989	250,951	227,855	217,010	234,700	1,04,285	1,32,564	1,26,377	1,04,216	1,04,114
Hongkong	119,914	29,281	43,744	60,161	101,697	62,341	16,674	23,468	34,163	61,231
Natal	190	33,543	17,475	21,148	..	105	31,430	12,610	17,233
Zanzibar and Pemba	1,110	3,550	2,499	1,130	1,892	1,900
Kenya Colony	481	9,825	37,431	47,149	34,694	557	4,048	19,744	36,489	22,911
Anglo-Egyptian Sudan	32,890	..	80	650	540	5,480	..	50	375	630
Victoria	23,011	1,850	..	13,006	1,206	..
New South Wales	25	400	8	400
Australian Commonwealth (Total)	23,036	400	..	1,850	..	13,014	400	..	1,206	..
Other British Possessions	20	618	370	547	..	20	351	225	458
TOTAL BRITISH EMPIRE	67,131,644	93,950,362	112,499,725	83,122,671	120,683,116	3,43,65,302	5,19,53,109	6,50,12,767	3,99,75,566	4,96,90,532

† Shown as a Foreign Country from 1923-24.

No. 13—continued

ARTICLES, AND COUNTRIES OF CO-SIGNMENT; ALSO SHARE OF EACH PROVINCE	QUANTITY					VALUE				
	1933-34	1933-34	1934-35	1935-36	1936-37	1933-34	1933-34	1934-35	1935-36	1936-37
	Yards	Yards	Yards	Yards	Yards	₹	₹	₹	₹	₹
Textiles—continued										
Cotton—continued										
Manufactures—continued										
Piece goods—continued										
Coloured, Printed, or Dyed—continued										
Dyed goods—continued										
Total Dyed goods—continued										
Germany	76,803	314,388	443,878	372,657	406,178	94,735	3,30,487	6,31,300	3,50,470	3,55,861
Netherlands	1,739,947	3,019,716	1,973,305	2,636,378	4,373,312	8,99,757	11,46,854	10,63,330	13,70,085	10,07,630
Belgium	17,398	354,754	371,731	67,173	79,790	33,114	3,00,009	4,43,003	71,305	71,389
France	9,449	35,445	31,470	19,809	33,339	19,398	35,339	30,895	18,543	23,008
Switzerland	785,128	1,794,106	1,445,359	787,005	1,333,080	11,09,020	19,36,094	13,71,483	6,79,188	12,61,618
Italy	479,167	1,931,498	2,789,507	1,735,633	2,534,179	4,63,473	16,07,476	33,62,610	11,69,490	12,30,360
Austria	1,819	13,403	51,964	4,673	61,771	2,978	13,137	45,930	4,903	30,131
Czechoslovakia	12,295	33,337	35,108	13,153	18,945	12,969	43,403	44,684	8,671	13,007
Turkey, European	2,477	..	1,343	4,331	..	3,009
Maskat Territory and Trucial Oman	..	1,983	7,535	13,067	3,373	..	816	2,665	3,063	1,518
Other Native States in Arabia	430	420	6,616	4,900	750	216	300	1,773	690	234
Persia	14,534	129	211	4,218	1,031	4,732	44	191	3,344	1,124
Sumatra	..	360	1,400	473	1,951
Java	361	1,400	169	271	1,845	180
Siam	1,798	..	1,308	187	433	1,854	..	908	123	190
China (exclusive of Hongkong and Macao)	33,268	13,151	19,426	300	109,634	13,401	3,629	10,839	261	37,055
Japan	7,354,031	9,664,683	12,393,519	17,629,733	26,099,445	23,55,757	37,54,543	43,00,297	51,45,543	66,32,700
Egypt	..	3,439	200	1,566	704	..	3,801	179	633	510
Portuguese East Africa	..	3,800	233	2,553	1,735	..	630	195	3,443	1,307
United States of America— Via Atlantic Coast	62,323	360,398	150,983	432,091	803,815	42,383	1,03,304	80,608	2,41,023	3,30,064
Pacific	373	..	80	211	..	30
Other Foreign Countries	781	1,135	790	1,011
TOTAL FOREIGN COUNTRIES	10,468,619	16,123,623	19,695,640	23,747,960	36,301,771	55,39,013	92,30,083	1,04,08,193	88,00,063	1,20,16,590
Share of Bengal	15,303,960	17,003,130	13,761,153	13,737,304	22,655,307	61,73,145	76,73,051	85,54,304	81,11,317	79,19,083
Bombay	32,639,333	53,134,339	56,139,937	41,431,331	54,334,335	1,77,79,137	3,14,43,439	3,16,19,330	3,03,43,371	3,37,05,363
Sind	16,309,534	25,307,311	27,377,740	26,332,071	30,009,703	74,31,775	1,35,30,333	3,43,04,330	1,19,00,333	1,80,31,333
Madras	1,361,045	1,436,336	1,736,034	2,331,330	5,734,313	10,16,331	7,30,333	3,36,739	13,00,130	23,37,077
Birma	11,433,331	13,131,301	13,110,433	23,337,304	34,330,674	73,33,433	76,04,343	1,00,30,373	1,01,31,433	1,30,43,303
TOTAL	77,500,363	110,073,990	143,195,365	106,370,740	156,064,337	3,09,04,314	6,11,73,103	7,54,15,959	4,88,45,533	6,17,06,169
Woven coloured goods—										
Cambries, including Madapolams, Muslins, Mulls and Jaconets (III. Q)—										
United Kingdom	1,094,303	729,613	1,705,430	373,437	1,710,134	6,04,761	5,06,627	9,03,618	4,75,781	6,61,739
Other British Possessions	40	7	279	30	3	164
TOTAL BRITISH EMPIRE	1,094,343	729,620	1,705,709	373,437	1,710,134	6,04,791	5,06,630	9,03,782	4,75,781	6,61,739
Germany	4,547	95	4,746	6,007	177	3,405
Netherlands	1,333	240	1,023	180	..
Switzerland	23,278	57,945	40,623	199,651	376,331	45,010	61,003	54,618	1,89,079	3,04,634
Italy	..	397	..	10,635	51,495	..	1,523	..	11,326	44,948
Austria	..	7,149	2,936	394	12,130	3,311	550	..
Japan	9,000	800	3,373	617	..
United States of America— Via Atlantic Coast	31,361	110	13,523	123
Other Foreign Countries	56	1,316	303	..	655	46	913	609	..	613
TOTAL FOREIGN COUNTRIES	33,933	67,307	54,233	230,516	433,328	51,726	73,623	61,939	1,99,699	4,43,875
Share of Bengal	700,453	873,345	955,361	443,344	946,331	4,30,370	4,00,344	6,73,135	3,51,303	3,47,070
Bombay	33,078	45,040	303,300	434,371	963,047	17,993	37,434	1,02,530	3,00,078	6,33,010
Sind	37,331	11,136	23,053	36,351	6,008	11,734
Madras	340,138	171,113	543,739	177,430	301,603	1,57,734	91,373	3,31,077	74,433	73,433
Birma	..	4,303	13,369	47,333	13,363	..	3,333	10,314	33,074	3,3
TOTAL	1,123,725	798,326	1,700,141	1,103,363	2,143,363	6,55,496	5,37,240	10,34,557	6,55,333	13,24,624

GENERAL IMPORTS

(506)

No. 13—continued

ARTICLES AND COUNTRIES OF CONSIGNMENT, AND SHARE OF EACH PROVINCE.	QUANTITY					VALUE				
	1922-23	1923-24	1924-25	1925-26	1926-27	1922-23	1923-24	1924-25	1925-26	1926-27
Textiles—continued										
Cotton—continued										
<i>Manufactures—continued</i>										
<i>Piece goods—continued</i>										
<i>Coloured, Printed, or Dyed—continued.</i>										
<i>Woven coloured goods—continued</i>										
Chadars (III. Q.)—	Yards	Yards	Yards	Yards	Yards					
United Kingdom	2,400	38,199	..	3,751	..	1,532	11,154	..	2,330
Italy	3,350	4,875
Share of Bengal	28,000	6,650
.. Bombay	2,400	13,529	..	3,751	..	1,532	2,469	..	2,330
TOTAL	..	2,400	41,529	..	3,751	..	1,532	16,029	..	2,330
Checks, Spots and Stripes (III. Q.)—	Yards	Yards	Yards	Yards	Yards					
United Kingdom	917,035	1,240,243	2,878,813	2,069,050	4,432,946	5,35,791	7,60,047	17,06,710	12,13,477	29,62,122
Mesopotamia	5,502	3,116
Bahrain Islands	8,400	1,577
Ceylon	775	247	69,034	368	385	692	232	32,000	368	403
Straits Settlements (including Labuan)	18,385	19,300	210	1,953	6,018	6,136	5,079	65	773	1,657
Hongkong	10,813	1,235	250	1,575	..	5,282	584	115	601	..
TOTAL BRITISH EMPIRE	960,500	1,261,024	2,947,307	2,072,946	4,443,199	5,52,594	7,66,642	17,41,580	12,15,216	29,64,192
Germany	10,660	4,588	7,705	4,353	..
Netherlands	9,408	6,374	9,040	19,245	15,369	6,956	6,726	11,687	12,700	14,504
Belgium	12,499	2,506	4,176	19,039	20,621	19,824	3,110	4,556	21,029	17,572
France	5,064	5,540	5,022	5,013	..
Switzerland	2,520	2,258	..
Italy	7,723	45,419	125,096	43,133	15,131	13,521	35,501	75,003	26,137	14,447
Czechoslovakia	394	978	..
China (exclusive of Hongkong and Macao)	3,026	..	1,040	1,325	..	655
Japan	1,671,800	2,121,291	1,903,606	1,821,286	1,175,490	5,78,359	6,69,075	7,14,198	5,60,721	3,07,523
United States of America— Via Atlantic Coast	30	13,396	7,342	..	262	30	5,642	5,434	..	217
TOTAL FOREIGN COUNTRIES	1,704,496	2,134,687	2,065,933	1,913,663	1,227,103	6,20,015	7,20,254	8,24,350	6,39,368	3,54,363
Share of Bengal	652,364	1,353,668	2,550,170	1,936,159	1,521,509	3,23,287	7,33,012	12,32,768	7,11,671	6,62,499
.. Bombay	144,094	219,537	952,310	1,391,733	2,204,445	94,125	1,15,377	5,15,511	7,11,839	19,02,727
.. Sind	9,408	12,788	615,200	280,224	692,927	6,265	3,282	3,55,174	2,35,771	4,50,124
.. Madras	26,725	40,333	61,357	1,036	30,243	18,167	30,401	44,282	1,143	12,056
.. Burma	1,924,845	1,818,822	227,708	447,479	692,108	7,30,074	6,60,124	3,47,504	2,04,034	2,34,149
TOTAL	2,664,996	3,440,903	5,013,240	4,006,609	5,673,302	11,72,609	15,07,096	25,65,939	18,54,584	33,18,555

No. 13—continued

ARTICLES, AND COUNTRIES OF CONSIGNMENT; ALSO SHARE OF EACH PROVINCE	QUANTITY					VALUE				
	1922-23	1923-24	1924-25	1925-26	1926-27	1922-23	1923-24	1924-25	1925-26	1926-27
						R	R	R	R	R
Textiles—continued										
Cotton—continued										
Manufactures—continued										
Piece goods—continued										
Coloured, Printed, or Dyed—con- tinued										
Woven coloured goods—continued										
Coatings and Trousings in- cluding Cashmeres, Serges and Tweeds (III. Q) (a)—				Yards	Yards					
United Kingdom	—	—	—	2,028,080	4,710,478	—	—	—	22,06,507	21,04,000
Straits Settlements (including Labuan)	—	—	—	212	6,022	—	—	—	150	2,860
Hongkong	—	—	—	—	1,100	—	—	—	..	304
TOTAL BRITISH EMPIRE	—	—	—	2,028,292	4,717,636	—	—	—	22,06,726	21,07,172
Poland (including Dantzg)	—	—	—	..	41,817	—	—	—	..	22,545
Sweden	—	—	—	..	2,071	—	—	—	..	2,740
Germany	—	—	—	247,108	6,95,123	—	—	—	2,69,031	2,72,475
Netherlands	—	—	—	78,954	119,144	—	—	—	77,719	1,07,856
Belgium	—	—	—	796,552	1,724,394	—	—	—	2,20,785	16,07,800
France	—	—	—	3,032	11,191	—	—	—	7,621	7,420
Switzerland	—	—	—	17,720	4,648	—	—	—	12,806	2,000
Italy	—	—	—	2,505,978	2,109,070	—	—	—	19,18,190	20,05,177
Austria	—	—	—	756	803	—	—	—	1,191	753
Czechoslovakia	—	—	—	16,124	4,770	—	—	—	16,922	5,160
Perak	—	—	—	..	50	—	—	—	..	50
Japan	—	—	—	487,610	251,772	—	—	—	1,22,022	1,22,500
United States of America— Via Atlantic Coast	—	—	—	..	12,292	—	—	—	..	5,250
TOTAL FOREIGN COUNTRIES	—	—	—	4,264,740	6,077,900	—	—	—	22,71,032	22,64,472
Share of Bengal	—	—	—	2,556,216	2,142,912	—	—	—	22,06,912	18,92,011
.. Bombay	—	—	—	2,776,415	5,243,295	—	—	—	22,00,071	27,65,803
.. Sind	—	—	—	781,259	1,922,025	—	—	—	6,25,422	12,20,097
.. Burma	—	—	—	162,551	427,244	—	—	—	1,04,220	2,74,079
TOTAL	—	—	—	7,292,041	10,795,536	—	—	—	22,27,658	22,71,650
Duties (III. Q)—										
United Kingdom	550,228	216,777	270,628	97,291	279,099	2,98,792	1,05,122	2,11,270	45,422	1,19,221
Ceylon	2,108	665	51	2,202	522	21
TOTAL BRITISH EMPIRE	552,336	217,442	270,679	97,291	279,099	3,01,296	1,05,721	2,11,901	45,422	1,19,221

(a) Separately recorded from 1925-26.

GENERAL IMPORTS

(508)

No. 13—continued

ARTICLES, AND COUNTRIES OF CONSIGNMENT, ALSO SHARE OF EACH PROVINCE	QUANTITY					VALUE				
	1922-23	1923-24	1924-25	1925-26	1926-27	1922-23	1923-24	1924-25	1925-26	1926-27
Textiles—continued						R	R	R	R	R
Cotton—continued										
Manufactures—continued										
Piece goods—continued										
Coloured, Printed or Dyed—continued										
Woven coloured goods—continued	Yards	Yards	Yards	Yards	Yards					
Dhatis (III. Q)—continued										
Netherlands	5,129,186	34,43,671
Switzerland	8,400	5,600
TOTAL FOREIGN COUNTRIES	5,137,586	34,48,271
Share of Bengal	161,358	41,600	494,980	78,588	373,629	70,910	20,840	1,75,454	37,668	1,17,059
.. Bombay	67,869	33,696
.. Sind	4,520	1,823
.. Madras	66,355	175,942	71,124	3,532	..	45,274	84,331	33,929	4,049	..
.. Burma	5,395,376	..	5,175	10,204	1,050	35,39,687	..	2,458	3,728	339
TOTAL	5,690,957	217,442	570,679	97,291	379,099	37,49,567	1,05,731	2,11,901	45,438	1,19,231
Drills and Jeans (III. Q)—	Yards	Yards	Yards	Yards	Yards					
United Kingdom	765,524	765,056	990,165	813,008	1,278,749	4,26,966	3,93,597	5,71,390	3,43,083	4,28,134
Ceylon	181,719	6	5	43,812	4	5
Other British Possessions	69	544	960	80	..	64	533	294	75
TOTAL BRITISH EMPIRE	765,524	765,125	1,172,428	813,974	1,279,834	4,26,966	3,93,661	6,15,735	3,43,381	4,28,214
Germany	12,729	51,600	43,368	6,365	21,201	13,663
Netherlands	28,910	371,366	6,156	83,119	134,227	12,387	1,61,776	2,696	39,117	42,903
Belgium	12,356	1,367	5,231	1,848	..
Italy	13,616	..	22,590	172,077	..	11,721	..	16,463	68,957
Japan	1,845,100	2,535,767	5,245,905	12,268,153	18,679,686	7,16,831	11,21,418	21,80,264	39,11,827	49,30,665
Egypt*	21,600	4,107
United States of America— Via Atlantic Coast	124,060	63,357	..	93	..	70,579	33,537	..	171
TOTAL FOREIGN COUNTRIES	1,686,739	3,096,931	5,327,674	12,392,223	19,056,051	7,35,533	13,86,695	22,21,719	39,80,399	50,80,096
Share of Bengal	1,341,967	2,573,699	4,008,898	9,639,835	14,232,237	7,10,751	12,12,987	18,01,501	30,97,770	37,91,479
.. Bombay	506,400	1,081,963	2,321,593	2,699,409	4,065,908	2,23,333	5,05,836	9,90,089	9,30,047	11,77,320
.. Sind	53,400	349,600	724,123	30,339	1,13,393	1,95,824
.. Madras	69	6,319	6	3,381	..	64	2,550	4	1,350
.. Burma	604,596	268,325	64,924	624,353	1,307,636	2,18,555	61,949	22,421	1,61,676	2,21,827
TOTAL	2,452,263	3,862,056	6,450,103	13,306,203	20,334,835	11,52,549	17,80,356	28,37,453	43,09,690	54,88,310
Flannel and Flannelettes (III. Q)—	Yards	Yards	Yards	Yards	Yards					
United Kingdom	88,417	152,110	219,386	244,683	155,885	33,549	82,371	94,136	1,05,696	64,775
Other British Possessions	423	900	..	200	366	..
TOTAL BRITISH EMPIRE	88,840	152,110	219,386	245,583	155,885	33,749	82,371	94,136	1,06,062	64,775

* Shown as a Foreign Country from 1926-27.

No. 18—continued

ARTICLES, AND COUNTRIES OF CONSIGNMENT; ALSO SHARE OF EACH PROVINCE	QUANTITY					VALUE				
	1932-33	1933-34	1934-35	1935-36	1936-37	1932-33	1933-34	1934-35	1935-36	1936-37
						R	R	R	R	R
Textiles—continued										
Cotton—continued										
<i>Manufactures—continued</i>										
<i>Piecegoods—continued</i>										
<i>Coloured, Printed or Dyed—continued</i>										
<i>Woven coloured goods—continued</i>										
<i>Flannel and Flannelottes (III. Q)—continued</i>	Yards	Yards	Yards	Yards	Yards					
Germany	13,373	7,038	10,658	..	18,003	4,010	5,633	8,815	..	13,857
Netherlands	54,894	90,308	..	37,906	..	31,706	47,323	..	10,001
Switzerland	599	..	1,843	609	..	2,139
Italy	27,833	153,644	257,424	459,413	437,685	8,322	92,300	1,59,729	2,23,788	1,42,871
Japan	459,534	1,863,676	1,671,723	3,272,911	4,096,907	3,00,807	7,22,485	7,46,508	12,19,761	12,68,718
Other Foreign Countries	64	654	50	498	..
TOTAL FOREIGN COUNTRIES	499,739	1,778,148	2,080,789	3,733,278	4,578,495	2,13,339	8,52,183	9,65,296	14,43,017	14,89,240
<i>Share of Bengal</i>	<i>555,218</i>	<i>1,811,006</i>	<i>1,761,515</i>	<i>3,369,311</i>	<i>4,479,493</i>	<i>2,36,337</i>	<i>8,74,806</i>	<i>7,89,848</i>	<i>12,74,246</i>	<i>12,92,230</i>
.. Bombay	483	89,010	310,103	263,079	184,969	300	27,213	1,54,957	1,27,640	72,668
.. Sind	7,995	1,173,649	175,570	10,426	..	2,469	1,09,598	1,22,081	17,000
.. Madras	234	2,428	85	125	..	120	1,712	80	80	..
.. Burma	31,704	49,784	4,700	165,368	23,373	10,321	27,643	1,269	57,563	3,067
TOTAL	559,679	1,930,223	2,160,055	3,978,860	4,719,300	2,47,058	9,34,654	10,59,423	15,49,279	15,93,018
Lungis and Sarongs (III. Q)—	Yards	Yards	Yards	Yards	Yards					
United Kingdom	928,243	1,367,238	1,008,989	2,307,301	3,123,435	7,04,030	8,07,801	6,43,215	18,38,708	10,54,284
Straits Settlements (including Labuan)	11,141	489	4,284	4,969	2,623	4,838	798	3,373	2,579	3,003
Other British Possessions	214	227
TOTAL BRITISH EMPIRE	939,598	1,367,698	1,013,273	2,402,270	3,126,058	7,09,095	8,08,600	6,46,598	18,41,287	13,57,287
Germany	63	5,802	1,030	3,600	..	54	3,681	1,059	1,984
Netherlands	885,955	2,985,474	2,963,545	5,254,747	7,683,310	5,65,472	22,70,373	20,78,723	35,48,000	43,42,595
France	2,549	2,332
Switzerland	8,376	4,200	12,247	46,175	..	5,075	6,812	22,323	24,112
Italy	26,200	..	5,543	..	2,400	23,341	..	4,356	..	1,279
Java	3,404	1,071	..
Siam	2,413	2,455
Japan	18,600	..	3,000	15,000	..	7,014	..	4,757	4,001	..
Other Foreign Countries	60	..	14	45	..	15	..
TOTAL FOREIGN COUNTRIES	913,303	2,993,973	2,981,179	5,292,553	7,736,396	5,98,169	22,79,947	20,95,391	35,69,297	44,72,425
<i>Share of Bengal</i>	<i>1,530,756</i>	<i>1,978,373</i>	<i>1,322,237</i>	<i>1,972,518</i>	<i>3,839,137</i>	<i>10,07,403</i>	<i>18,99,059</i>	<i>9,00,149</i>	<i>12,21,247</i>	<i>22,95,747</i>
.. Bombay	49,285	32,959	103,055	187,555	114,432	35,600	22,229	74,153	22,454	69,810
.. Sind	4,200	22,122	6,812	27,220	..
.. Madras	1,778	243	1,140	315	40	1,104	165	327	140	20
.. Burma	270,401	2,349,096	2,688,920	5,326,091	6,920,779	1,83,148	17,22,480	17,90,028	24,74,864	28,70,035
TOTAL	1,852,901	4,361,671	3,004,452	7,094,903	10,924,648	12,07,234	21,45,006	27,41,979	40,22,574	52,39,712
Prints and Chints (III. Q)—	Yards	Yards	Yards	Yards	Yards					
United Kingdom	478	..	24,005	172,309	114,275	405	..	23,308	68,263	49,799
Other British Possessions	8	1,641	579	150	..	5	697	249	155
TOTAL BRITISH EMPIRE	478	8	25,646	172,888	114,425	405	5	24,005	68,512	49,954
Belgium	6,096	3,206	..
Japan	42,800	96,560	19,324	24,028	..
Other Foreign Countries	14	20	11	10
TOTAL FOREIGN COUNTRIES	48,800	101,680	20	19,324	27,235	10
<i>Share of Bengal</i>	<i>..</i>	<i>..</i>	<i>10,253</i>	<i>..</i>	<i>..</i>	<i>..</i>	<i>..</i>	<i>4,768</i>	<i>..</i>	<i>..</i>
.. Bombay	22,021	6,972	26,797	12,923	2,225	12,023
.. Sind	80	40	..
.. Madras	8	1,641	125	77,525	..	5	327	50	31,27
.. Burma	478	..	33,261	203,771	20	405	..	19,066	1,12,400	1
TOTAL	478	8	34,245	275,048	114,445	405	5	40,819	1,15,246	42,24

GENERAL IMPORTS

(510)

No. 13—continued

ARTICLES, AND COUNTRIES OF CONSIGNMENT, ALSO SHARE OF EACH PROVINCE	QUANTITY					VALUE				
	1922-23	1923-24	1924-25	1925-26	1926-27	1922-23	1923-24	1924-25	1925-26	1926-27
Textiles—continued						R	R	R	R	R
Cotton—continued										
Manufactures—continued										
Piecegoods—continued										
Coloured, Printed, or Dyed—continued										
Woven coloured goods—continued										
Saris and Scarves (III. Q)—	Yards	Yards	Yards	Yards	Yards					
United Kingdom	1,332,374	2,528,331	2,443,406	2,353,830	5,389,076	6,52,008	12,02,587	11,37,533	9,46,032	18,23,327
Ceylon	28,439	26,500	12,030	6,130	702	21,534	18,154	7,080	3,850	489
Other British Possessions	1,043	1,150	100	1,350	..	803	890	50	1,000	..
TOTAL BRITISH EMPIRE	1,411,856	2,555,981	2,455,536	2,360,310	5,389,778	6,74,344	12,21,630	11,44,672	9,50,872	18,23,816
Germany	15,775	22,000	32,825	17,150	1,089	10,628	24,139	34,612	11,508	1,263
Netherlands	26,149	..	10,994	109,345	..	18,356	..	6,450	57,323
Belgium	2,051	2,771	..
Switzerland	2,505	3,830	3,820	4,890	..
Italy	1,315	1,680
Austria	465	531
Czechoslovakia	84,428	35,006	21,171	..	1,200	81,589	43,789	25,423	..	1,125
Japan	4,057	3,891	2,297	1,187
TOTAL FOREIGN COUNTRIES	100,208	83,815	56,501	38,073	117,005	92,217	66,304	68,654	37,919	63,049
Share of Bengal	1,399,379	2,174,159	1,848,408	2,139,601	5,460,451	6,87,118	10,71,255	8,25,019	8,59,976	18,61,249
„ Bombay	41,800	11,875	32,795	51,809	35,788	29,594	3,392	19,790	34,905	30,897
„ Sind	2,100	3,227	..
„ Madras	70,860	451,762	630,834	155,371	10,544	49,849	2,22,277	3,58,717	22,783	4,619
TOTAL	1,512,039	2,637,796	2,512,037	2,309,381	5,506,783	7,66,561	13,07,034	12,08,520	9,80,891	18,86,865
Shirtings (III. Q)—	Yards	Yards	Yards	Yards	Yards					
United Kingdom	1,125,856	3,572,772	5,275,498	5,151,053	5,151,109	5,76,055	19,08,003	28,02,329	24,06,329	21,83,888
Mesopotamia	18,673	11,880
Ceylon	1,258	8,117	7,042	1,693	1,761	1,012	4,604	2,978	1,114	1,230
Straits Settlements (including Labuan)	4,566	104,883	404,320	545,512	154,615	1,993	33,723	1,19,559	1,54,942	32,885
Hongkong	28,084	1,335	549	6,030	4,978	18,072	1,122	476	1,994	4,023
TOTAL BRITISH EMPIRE	1,178,434	3,687,157	5,687,900	5,704,267	5,312,484	6,07,027	20,37,454	29,28,343	26,54,379	23,22,024
Germany	247	33,997	28,219	110,648	35,237	35	14,592	110,767	43,065	11,605
Netherlands	18,306	11,408	42,175	6,272	4,480	12,781
Belgium	10,819	..	2,840	5,060	..	2,145	..
France	1,670	340	..	16,467	..	1,980	150	..	7,276
Switzerland	3,734	6,466	2,664	3,120
Italy	8,930	28,078	280,649	403,076	246,421	4,465	14,862	1,43,553	1,88,784	1,04,057
Japan	2,941,119	5,429,547	11,348,870	21,019,241	21,097,002	10,61,943	17,53,092	38,71,040	60,32,243	49,27,717
Egypt†	7,200	2,650
United States of America—										
Far Atlantic Coast	116	53	182	8,484	..	157	56	80	4,201
„ Pacific	18	9
Other Foreign Countries	175	..	1,303	200	..	711	..
TOTAL FOREIGN COUNTRIES	2,950,296	5,504,403	12,166,545	31,533,233	31,459,452	10,66,443	17,95,461	40,36,847	62,74,172	59,74,107
Share of Bengal	1,257,657	2,077,744	3,184,473	5,072,968	5,349,171	5,87,751	13,03,538	14,88,391	19,02,665	14,91,919
„ Bombay	106,184	302,914	2,712,525	5,915,503	9,686,624	61,943	5,55,869	19,07,815	21,51,912	29,13,170
„ Sind	272	340,601	322,102	1,630,254	1,629,380	225	1,99,577	3,95,665	7,22,305	5,73,574
„ Madras	58,647	108,534	241,135	192,478	47,481	44,357	63,663	1,40,014	86,045	16,199
„ Burma	2,705,970	5,161,776	10,634,310	13,946,317	10,065,260	9,79,189	17,10,213	36,80,304	40,65,134	33,00,969
TOTAL	4,128,730	9,191,559	17,854,544	27,257,519	26,771,016	16,73,470	38,33,915	60,62,159	89,23,551	72,96,131

† Shown as a Foreign Country from 1923-24.

No. 13—continued

ARTICLES, AND COUNTRIES OF CONSIGNMENT; ALSO SHARE OF EACH PROVINCE	QUANTITY					VALUE				
	1932-33	1933-34	1934-35	1935-36	1936-37	1932-33	1933-34	1934-35	1935-36	1936-37
						R	R	R	R	R
Textiles—continued										
Cotton—continued										
Manufacturers—continued										
Piece goods—continued										
Coloured Printed or Dyed—continued										
Woven coloured goods—continued										
Twills (III. Q)—	Yards	Yards	Yards	Yards	Yards					
United Kingdom	635,022	1,141,935	2,646,055	874,210	1,734,637	2,87,307	5,15,955	12,03,063	4,30,536	7,07,642
Ceylon	71,100	78,168	16,410	15,808	..
TOTAL BRITISH EMPIRE	635,022	1,141,935	2,717,155	952,378	1,734,637	2,87,307	5,15,955	12,20,305	4,46,344	7,07,642
Germany	637	13,601	574	16,751
France	1,539	..	2,828	910	..	2,087
Switzerland	3,807	2,046
Italy	7,394	11,335	2,868	42,578	140,608	6,433	7,489	1,541	31,098	60,221
Czechoslovakia	2,800	2,300
Japan	375,696	318,100	1,244,575	2,506,900	4,442,800	1,69,380	74,423	5,12,664	2,23,000	11,13,410
United States of America— Via Atlantic Coast	1,700	1,013
Other Foreign Countries	441	447
TOTAL FOREIGN COUNTRIES	388,000	329,335	1,262,039	2,550,105	4,604,670	1,75,813	81,880	5,18,170	9,65,502	12,24,108
Share of Bengal	838,112	1,133,170	2,274,520	1,747,090	2,638,220	4,00,620	5,37,889	14,31,120	6,51,580	8,04,678
.. Bombay	36,000	393,376	1,010,608	2,334,020	..	16,216	1,33,674	4,68,406	933,852
.. Sind	18,000	300,308	707,820	666,461	..	6,766	20,304	2,36,000	173,000
.. Madras	12	6
.. Burma	130,000	124,100	56,790	37,500	430,600	69,500	37,066	43,267	2,847	1,07,998
TOTAL	1,019,112	1,371,370	3,969,794	3,492,508	6,320,318	4,68,130	5,07,835	17,38,565	13,61,704	20,31,840
Velvet and Velvetens (III. Q)(a)—				Yards	Yards					
United Kingdom	—	—	—	789,930	630,479	—	—	—	7,51,307	7,73,081
Other British Possessions	—	—	—	81	247	—	—	—	149	287
TOTAL BRITISH EMPIRE	—	—	—	700,021	630,726	—	—	—	7,51,456	7,73,368
Germany	—	—	—	300,483	406,378	—	—	—	4,34,123	5,77,401
Netherlands	—	—	—	12,778	23,860	—	—	—	10,170	24,501
Belgium	—	—	—	6,634	3,108	—	—	—	4,701	3,222
France	—	—	—	35,741	30,278	—	—	—	25,240	23,766
Italy	—	—	—	45,516	38,147	—	—	—	88,317	24,070
Austria	—	—	—	697	..	—	—	—	1,806	..
Czechoslovakia	—	—	—	4,635	5,005	—	—	—	2,000	7,763
Japan	—	—	—	22,900	40,886	—	—	—	25,066	36,891
United States of America— Via Atlantic Coast	—	—	—	..	1,781	—	—	—	..	2,320
TOTAL FOREIGN COUNTRIES	—	—	—	430,276	507,504	—	—	—	5,66,461	7,10,518
Share of Bengal	—	—	—	310,319	380,112	—	—	—	3,21,331	3,04,453
.. Bombay	—	—	—	797,300	691,494	—	—	—	7,20,379	6,33,658
.. Sind	—	—	—	180,308	216,944	—	—	—	2,48,300	303,407
.. Madras	—	—	—	373	395	—	—	—	593	1,496
.. Burma	—	—	—	19,912	236,622	—	—	—	20,344	2,21,908
TOTAL	—	—	—	1,319,297	1,308,230	—	—	—	13,17,938	14,62,861
Unspecified descriptions (III. Q)—	Yards	Yards	Yards	Yards	Yards					
United Kingdom	14,831,805	21,755,465	22,866,860	15,429,472	14,789,143	1,06,26,887	1,67,23,831	1,02,12,229	1,08,46,697	80,45,021
Mesopotamia	6,912	3,461
Bahrain Islands	4,516	1,560
Ceylon	78,452	87,309	377,063	220,771	200,198	89,763	29,125	1,31,765	1,28,774	1,26,767
Straits Settlements (including Labuan)	21,924	11,715	16,086	29,311	56,220	17,608	9,147	11,569	16,908	25,767
Federated Malay States	75	90	5,323	57	60	4,600
Hongkong	11,551	631	..	2,776	6,520	4,500	300	..	2,083	2,251
Egypt †	835	1,300
Zanzibar and Pemba	8,400	2,368
Mauritius and Dependencies	54,792	12,802
Other British Possessions	30	110	532	15	179	355
TOTAL BRITISH EMPIRE	14,719,768	21,836,310	23,293,234	15,711,030	15,066,208	1,07,87,770	1,67,71,404	1,03,64,320	1,09,94,991	91,24,271

(a) Separately recorded from 1926-28.

ARTICLES, AND COUNTRIES OF CONSIGNMENT; ALSO SHARE OF EACH PROVINCE	QUANTITY					VALUE				
	1923-23	1923-24	1924-25	1925-26	1926-27	1923-23	1923-24	1924-25	1925-26	1926-27
						R	R	L	R	R
Textiles—continued										
Cotton—continued										
Manufactures—continued										
Piece goods—continued										
Coloured, Printed or Dyed—continued										
Woven coloured Goods—continued										
Unspecified descriptions (III. Q)—continued	Yards	Yards	Yards	Yards	Yards					
Germany	50,762	443,513	716,677	237,339	230,656	93,950	3,96,632	7,69,557	1,36,743	1,19,013
Netherlands	57,815	203,102	207,638	310,460	258,910	56,523	2,06,462	1,72,020	1,36,897	207,548
Belgium	110,947	520,313	489,839	35,979	32,141	1,31,723	6,90,307	6,40,010	43,413	83,378
France	33,648	41,740	33,179	14,427	76,656	35,982	59,439	65,071	24,501	42,383
Switzerland	241,699	416,071	612,376	234,279	333,741	3,42,317	5,43,549	7,77,672	2,27,703	2,91,467
Italy	806,628	2,554,944	4,088,980	1,340,281	1,191,961	8,00,146	23,68,206	36,62,123	9,85,494	9,17,081
Austria	--	23,237	52,626	17,085	18,245	--	41,585	79,385	15,246	14,805
Czechoslovakia	16,000	19,399	--	--	--	17,027	21,884	--	--	--
Persia	2,008	--	41,794	--	--	1,017	--	54,069	--	--
China (exclusive of Hongkong and Macao)	1,188	16,064	9,800	7,400	--	1,188	8,204	2,726	1,864	--
Japan	584,028	1,055,050	1,718,920	2,225,642	1,182,082	2,59,730	3,86,644	5,68,726	5,73,721	3,10,289
Italian East Africa (Somaliland and Eritrea)	7,420	--	--	--	--	8,307	--	--	--	--
United States of America—										
Via Atlantic Coast	--	4,190	13,300	39,989	79,363	--	3,587	3,450	21,781	22,955
Other Foreign Countries	--	468	1,792	692	680	--	299	1,065	401	329
TOTAL FOREIGN COUNTRIES	1,902,514	5,304,621	7,907,131	4,383,473	3,435,535	17,40,915	47,26,398	67,76,074	22,23,754	20,09,327
Share of Bengal	14,683,392	20,682,319	21,543,130	15,687,783	17,055,737	1,09,32,711	1,58,59,535	1,60,94,374	1,07,40,216	1,02,30,253
" Bombay	1,802,306	4,967,044	7,692,319	2,207,205	662,709	12,60,806	33,53,996	57,24,472	14,07,630	4,27,710
" Sind	127,693	930,331	774,320	3,057	12,255	75,626	4,47,949	4,43,589	3,649	5,566
" Madras	76,808	97,978	174,716	228,217	282,906	63,424	71,220	1,32,323	1,51,343	1,89,200
" Burma	309,836	445,065	1,030,403	1,987,666	480,319	1,36,408	2,60,642	6,79,542	9,15,245	2,79,964
TOTAL	16,612,328	27,129,631	31,225,565	20,074,503	18,499,628	1,28,28,686	2,04,98,392	2,31,40,404	1,32,18,745	1,11,83,586
Total Woven Coloured Goods—	Yards	Yards	Yards	Yards	Yards					
United Kingdom	22,019,819	33,489,938	40,677,174	34,313,153	43,858,184	1,48,06,492	2,21,76,609	2,56,16,612	2,13,90,319	2,37,83,999
Mesopotamia	31,176	--	--	80	60	18,466	--	--	40	40
Bahrain Islands	12,916	--	--	--	--	9,167	--	--	--	--
Ceylon	112,209	92,935	669,556	325,273	212,183	65,665	62,642	2,25,095	1,49,787	1,39,151
Straits Settlements (including Labuan)	67,059	137,685	426,587	585,067	226,711	31,377	50,614	1,25,419	1,78,360	75,392
Federated Malay States	--	--	75	90	15,328	--	--	57	60	4,600
Hongkong	50,004	2,261	799	10,483	12,908	26,045	2,006	591	4,804	6,572
Egypt†	1,268	--	--	--	--	1,600	--	--	--	--

†Shown as a Foreign Country from 1923-24.

No. 13—continued

ARTICLES, AND COUNTRIES OF CONSIGNMENT; ALSO SHARE OF EACH PROVINCE	QUANTITY					VALUE				
	1922-23	1923-24	1924-25	1925-26	1926-27	1922-23	1923-24	1924-25	1925-26	1926-27
						₹	₹	₹	₹	₹
<i>Textiles—continued</i>										
<i>Cotton—continued</i>										
<i>Manufactures—continued</i>										
<i>Piecegoods—continued</i>										
<i>Coloured, Printed or Dyed—continued</i>										
<i>Woven coloured goods—continued</i>										
<i>Total Woven Coloured Goods—continued</i>	Yards	Yards	Yards	Yards	Yards					
Zanzibar and Pemba	--	--	8,400	--	--	--	--	2,368	--	--
Mauritius and Dependencies	64,792	--	--	--	--	12,002	--	--	--	--
Other British Possessions	--	--	30	110	537	...	--	15	170	805
TOTAL BRITISH EMPIRE	22,889,233	33,703,709	41,781,621	35,235,225	44,315,911	1,49,85,314	2,22,91,871	2,50,92,958	2,17,32,543	2,40,10,125
Sweden	--	--	--	--	2,071	--	--	--	--	2,740
Poland (including Dantzic)	--	--	--	--	41,817	--	--	--	--	23,545
Germany	96,432	563,211	805,131	1,016,993	1,456,800	1,20,656	4,62,341	3,35,138	9,02,250	11,29,206
Netherlands	6,091,274	3,647,851	3,290,418	5,700,928	8,424,125	40,84,000	26,95,659	23,16,302	39,09,706	50,80,670
Belgium	123,446	534,138	516,669	860,567	1,840,462	1,51,547	6,98,480	6,50,388	9,59,078	17,12,122
France	26,196	44,626	39,972	50,594	137,617	33,314	62,330	51,162	63,832	84,332
Switzerland	279,667	482,392	654,139	466,901	769,038	3,92,927	6,10,233	3,45,977	4,36,341	7,13,202
Italy	884,706	2,307,327	4,763,899	4,781,150	5,397,000	8,55,712	25,31,633	40,56,325	34,40,397	34,15,142
Austria	--	30,416	55,621	20,134	19,573	--	53,705	31,696	19,504	16,079
Czechoslovakia	100,423	54,065	62,965	21,003	13,874	93,675	65,633	79,491	20,929	16,437
Persia	2,093	--	--	--	50	1,017	--	--	--	50
Java	--	--	--	3,494	--	--	--	--	1,071	--
Siam	--	468	1,710	424	3,113	--	--	--	--	--
China (exclusive of Hong-kong and Macao)	4,211	18,124	11,740	7,400	--	2,453	3,249	3,331	1,854	--
Japan	7,695,936	12,922,331	23,638,093	43,750,198	51,043,947	23,92,822	47,32,130	36,20,359	1,32,62,315	1,30,13,703
Egypt †	--	--	--	--	23,300	--	--	--	--	6,737
Italian East Africa (Somali-land and Eritrea)	7,420	--	--	--	--	3,307	--	--	--	--
United States of America— Via Atlantic Coast	30	141,634	84,121	71,746	103,234	30	30,165	42,540	35,395	34,980
" Pacific "	--	--	13	--	--	--	--	9	--	--
Other Foreign Countries	--	175	82	272	656	--	200	72	102	613
TOTAL FOREIGN COUNTRIES	15,311,339	21,247,308	33,934,583	56,352,304	69,237,277	87,42,450	1,20,01,724	1,75,34,823	2,31,60,608	2,52,13,551
<i>Share of Bengal</i>	<i>23,993,555</i>	<i>35,062,402</i>	<i>40,947,912</i>	<i>46,596,464</i>	<i>53,373,202</i>	<i>1,55,77,707</i>	<i>2,25,23,308</i>	<i>2,64,93,404</i>	<i>2,25,96,445</i>	<i>2,54,03,204</i>
" <i>Bombay</i>	<i>3,449,967</i>	<i>7,360,542</i>	<i>11,734,339</i>	<i>17,555,346</i>	<i>26,977,329</i>	<i>17,66,394</i>	<i>51,33,734</i>	<i>91,33,601</i>	<i>93,04,560</i>	<i>1,26,36,095</i>
" <i>Sind</i>	<i>127,373</i>	<i>1,310,313</i>	<i>2,630,463</i>	<i>4,112,735</i>	<i>6,937,274</i>	<i>32,307</i>	<i>6,66,023</i>	<i>14,97,032</i>	<i>23,31,230</i>	<i>30,75,308</i>
" <i>Madras</i>	<i>641,322</i>	<i>1,943,459</i>	<i>1,737,350</i>	<i>784,407</i>	<i>662,335</i>	<i>3,30,029</i>	<i>5,72,272</i>	<i>9,41,839</i>	<i>4,00,733</i>	<i>3,20,302</i>
" <i>Burma</i>	<i>11,323,255</i>	<i>10,169,301</i>	<i>15,615,350</i>	<i>23,149,677</i>	<i>20,353,042</i>	<i>59,20,397</i>	<i>43,33,243</i>	<i>65,37,157</i>	<i>92,19,543</i>	<i>77,79,097</i>
TOTAL	37,651,072	54,951,017	75,766,204	92,088,029	113,603,188	2,37,27,794	3,42,93,595	4,36,77,733	4,49,02,151	4,92,23,706

† Shown as a Foreign Country from 1923-24.

ARTICLES, AND COUNTRIES OF CONSIGNMENT: ALSO SHARE OF EACH PROVINCE	QUANTITY					VALUE				
	1922-23	1923-24	1924-25	1925-26	1926-27	1922-23	1923-24	1924-25	1925-26	1926-27
<i>Textiles—continued</i>						₹	₹	₹	₹	₹
<i>Cotton—continued</i>										
<i>Manufactures—continued</i>										
<i>Piecegoods—continued</i>										
<i>Coloured, Printed or Dyed—continued</i>										
<i>Total Coloured, Printed or Dyed—</i>	Yards	Yards	Yards	Yards	Yards					
United Kingdom	211,936,345	303,096,463	333,402,764	267,404,871	318,300,185	10,66,57,802	15,12,23,859	16,44,94,797	11,90,90,284	12,57,95,010
Aden and Dependencies	15,041	190	200	25,810	41,198	8,482	190	220	8,981	12,885
Mesopotamia	36,725	22,633	1,444	29,284	33,605	22,271	8,631	1,285	13,374	10,508
Bahrain Islands	12,916	5,522	240	780	471	3,167	1,449	190	855	341
Ceylon	178,098	175,923	1,463,137	380,450	220,516	1,32,564	1,15,473	4,69,990	1,72,496	1,47,587
Straits Settlements (including Labuan)	1,874,968	2,591,448	3,835,567	3,083,845	3,297,988	20,84,237	21,17,336	26,15,497	22,39,637	19,75,585
Federated Malay States	100	75	250	5,328	..	80	57	155	4,600
Hongkong	169,958	32,780	57,632	73,340	115,420	88,496	19,004	30,315	41,119	68,617
Egypt †	2,317	—	—	—	—	2,066	—	—	—	—
Natal	3,056	190	32,542	17,550	22,848	1,962	105	31,430	12,662	18,063
Zanzibar and Pemba	9,510	2,550	2,604	3,495	1,892	2,005
Kenya Colony	461	9,825	27,421	47,174	85,452	567	4,048	19,744	36,512	23,473
Anglo-Egyptian Sudan	32,890	..	50	650	540	5,460	..	50	375	530
Mauritius and Dependencies	64,178	..	580	100	405	14,978	..	300	10	370
Victoria	23,011	1,960	132	13,096	1,475	30
New South Wales	26	400	8	400
Australian Commonwealth (Total)	23,038	400	..	1,960	132	13,014	400	..	1,475	30
Other British Possessions †	68	270	397	66	175	309
TOTAL BRITISH EMPIRE	214,349,979	306,585,474	343,881,222	271,078,384	322,092,062	10,90,35,046	15,34,90,577	16,76,67,926	12,16,19,592	12,80,60,833
Georgia	1,197	1,214
Sweden	699	2,071	640	2,740
Poland (including Danzig)	41,817	22,645
Germany	173,375	346,246	1,514,611	1,737,597	3,022,526	2,15,420	7,53,883	16,06,622	13,89,776	19,91,901
Netherlands	9,895,351	6,421,906	6,207,790	10,100,751	13,897,487	67,48,168	44,17,189	40,42,805	68,45,522	75,29,101
Belgium	141,128	823,761	397,749	949,614	2,171,294	1,73,901	9,99,222	11,02,922	10,43,571	19,23,374
France	37,929	79,282	121,333	159,065	340,519	56,539	94,068	1,05,925	1,18,639	1,88,571
Switzerland	1,570,008	2,644,935	2,467,133	1,547,375	3,155,269	18,49,573	27,67,548	24,89,304	13,02,337	22,83,975
Italy	1,891,191	5,567,238	9,647,978	9,807,059	15,550,975	15,67,725	45,25,921	73,33,936	58,02,967	70,01,066
Austria	1,818	43,819	187,908	24,971	71,635	2,976	66,832	1,66,293	24,238	52,481
Czechoslovakia	112,724	86,452	90,545	33,151	39,717	1,11,664	1,08,086	1,26,402	41,305	30,044
Turkey, European	2,477	..	1,248	4,231	..	2,068
Maskat Territory and Trucial Oman	715	2,123	7,525	18,199	3,944	715	942	2,665	4,915	1,310
Other Native States in Arabia	2,640	420	23,667	5,172	758	1,422	200	4,924	792	289
Persia	21,978	16,786	211	9,048	12,346	7,545	8,560	191	6,210	4,476
Sumatra	360	1,400	472	1,351
Java	113,423	557,751	698,225	137,574	4,869	1,24,310	4,91,490	5,70,253	1,00,074	3,433
Siam	3,429	1,375	6,935	4,931	16,323	3,103	1,385	5,517	3,997	7,956
China (exclusive of Hongkong and Macao)	37,479	31,275	31,668	7,740	109,824	15,859	12,177	14,736	2,155	37,955
Japan	15,366,024	23,422,240	40,979,076	69,542,141	85,821,800	60,42,754	88,57,156	1,47,44,861	2,10,70,381	2,25,58,172
Egypt †	—	2,229	10,145	2,475	29,315	—	3,501	5,843	1,314	7,414
Portuguese East Africa	2,600	222	2,535	1,785	..	630	195	2,442	1,397
Italian East Africa (Somali-land and Eritrea)	7,420	135	3,307	120
United States of America— Vid Atlantic Coast	62,565	406,843	292,143	642,112	1,261,412	42,550	2,47,455	1,59,323	3,30,161	5,05,704
“ “ Pacific “	372	..	78	211	..	39
Other Foreign Countries	70	175	82	112	1,656	45	200	72	140	1,704
TOTAL FOREIGN COUNTRIES	29,439,534	40,957,871	63,140,158	94,757,391	125,350,165	1,69,68,282	2,33,56,867	3,24,91,673	3,75,92,096	4,41,83,691
<i>Share of Bengal</i>	<i>64,391,327</i>	<i>88,030,359</i>	<i>86,146,696</i>	<i>85,450,484</i>	<i>119,311,139</i>	<i>3,24,15,335</i>	<i>4,53,13,953</i>	<i>4,49,65,496</i>	<i>3,92,75,192</i>	<i>4,58,40,300</i>
“ Bombay	79,791,553	136,320,433	143,349,756	131,295,396	134,523,312	4,07,63,617	7,04,99,933	7,01,32,259	5,32,45,017	5,37,42,232
“ Sind	47,785,529	74,425,506	103,626,784	73,039,934	102,242,330	2,14,16,393	3,46,38,966	4,79,12,013	2,39,96,231	3,65,76,343
“ Madras	9,212,696	12,231,463	17,977,423	3,331,846	15,741,466	62,72,158	59,77,797	37,26,332	33,41,536	60,53,370
“ Burma	41,997,909	36,435,034	55,379,729	64,167,635	75,023,930	2,61,35,325	1,99,11,331	2,34,34,614	2,33,53,662	3,09,13,379
TOTAL	243,789,513	347,493,345	408,071,380	365,835,775	447,442,227	12,60,03,323	17,68,47,444	20,01,59,604	15,92,11,638	17,22,24,524

† Shown as a Foreign Country from 1923-24.

No. 13—continued

ARTICLES, AND COUNTRIES OF CONSIGNMENT; ALSO SHARE OF EACH PROVINCE	QUANTITY					VALUE				
	1922-23	1923-24	1924-25	1925-26	1926-27	1922-23	1923-24	1924-25	1925-26	1926-27
	Yards	Yards	Yards	Yards	Yards	R	R	R	R	R
Textiles—continued										
Cotton—continued										
Manufactures—continued										
Pisceroods—continued										
Fruits of all descriptions (III Q)—										
United Kingdom	12,739,223	12,538,244	15,248,779	11,645,772	9,507,913	40,06,944	40,04,711	52,31,413	42,51,204	34,55,042
Ceylon	65,955	..	25	11,047	..	70
Other British Possessions	120	448	80	4,605	2,020	40	221	50	885	1,397
TOTAL BRITISH EMPIRE	12,739,343	12,538,692	15,314,814	11,650,377	9,509,938	40,06,984	40,04,932	52,42,510	42,52,089	34,57,409
Germany	2,327	456	12,178	38,441	45,805	3,278	375	2,842	12,988	20,922
Netherlands	1,100	7,934	93,961	17,990	25,410	1,715	3,551	10,794	4,467	8,698
Belgium	7,555	9,325
France	7,660	..	600	6,359	..	2,332	..	328	6,972
Switzerland	11,301	17,151	12,678	69,735	..	6,108	15,446	12,917	50,156
Italy	61,059	76,256	12,075	27,799	22,041	10,147
Austria	1,000	1,225
Japan	40	1,025	720	..	18,249	20	2,010	242	..	6,322
United States of America—										
Via Atlantic Coast	3,245,394	6,451,284	6,321,203	11,383,801	11,442,782	5,56,855	15,25,705	15,15,215	27,10,420	22,05,877
" Pacific "	360	96
Other Foreign Countries	45	28	45	85	..
TOTAL FOREIGN COUNTRIES	3,249,461	6,451,280	6,567,672	12,029,769	11,629,670	5,61,868	15,42,000	15,78,419	27,79,552	20,17,150
Share of Bengal	162,943	204,460	329,293	601,203	919,794	41,322	52,451	70,476	1,69,292	2,22,616
" Bombay	15,223,247	17,770,162	20,225,952	22,055,909	19,322,893	43,20,219	60,74,471	62,25,737	66,00,517	62,26,296
" Sind	516,226	924,223	1,274,297	995,246	861,095	1,25,898	3,21,127	4,01,522	2,67,072	2,46,722
" Madras	30,812	46,074	45,729	22,960	26,126	9,202	12,124	16,277	6,091	6,422
" Burma	4,276	14,972	5,955	3,029	3,210	2,429	4,895	1,527	1,972	2,421
TOTAL	15,988,804	19,019,952	21,882,486	22,680,146	21,139,628	45,68,852	65,26,932	68,15,929	70,21,641	64,74,559
Total Pisceroods—	Yards	Yards	Yards	Yards	Yards					
United Kingdom	1,453,408,522	1,318,804,492	1,512,927,311	1,226,707,568	1,466,874,209	62,27,80,251	49,22,49,242	60,22,12,512	44,50,62,772	44,72,75,112
Gibraltar	625	1,022
Aden and Dependencies	208,046	52,225	222,200	40,262	119,056	76,219	25,225	1,10,900	14,475	22,022
Mesopotamia	24,272	26,360	2,127	70,792	42,152	22,149	11,674	2,527	25,975	12,506
Bahrain Islands	12,226	6,048	420	1,192	1,201	2,522	1,212	245	625	626
Ceylon	469,883	722,556	1,222,553	552,554	322,427	2,22,229	2,22,116	5,22,954	2,42,226	2,12,377
Straits Settlements (including Labuan)	2,001,699	2,772,027	4,242,440	3,554,501	2,527,256	21,54,522	22,02,545	27,00,201	24,20,222	20,22,207
Federated Malay States	124	905	..	2,460	..	96	225	..	5,072
Hongkong	222,096	241,979	122,951	107,029	152,140	1,19,604	1,22,225	72,121	52,125	79,225
Egypt †	2,217	2,066
Natal	2,056	190	22,242	17,550	22,222	1,962	105	21,222	12,062	12,092

† Shown as a Foreign Country from 1922-24.

38A

GENERAL IMPORTS

(516)

No. 13—continued

ARTICLES, AND COUNTRIES OF CONSIGNMENT; ALSO SHARE OF EACH PROVINCE	QUANTITY					VALUE				
	1922-23	1923-24	1924-25	1925-26	1926-27	1922-23	1923-24	1924-25	1925-26	1926-27
Textiles—continued						R	R	R	R	R
Cotton—continued										
Manufactures—continued										
Piecegoods—continued										
Total Piecegoods—continued	Yards	Yards	Yards	Yards	Yards					
Transvaal	6,000	1,334
Zanzibar and Pemba	9,510	2,550	6,804	8,485	1,892	3,536
Kenya Colony	461	9,825	27,718	47,234	35,512	557	4,048	20,055	35,542	23,503
Anglo-Egyptian Sudan	32,880	..	50	663	540	5,460	..	50	385	530
Mauritius and Dependencies	86,678	..	530	100	405	21,723	..	300	50	370
South Australia (including Northern Territory)	934	760
Victoria	23,011	1,960	256	13,006	1,475	50
New South Wales	25	1,900	8	4,100
Australian Commonwealth (Total)	23,036	1,900	934	1,960	256	13,014	4,100	760	1,475	50
Other British Possessions	900	..	68	3,230	352	351	..	66	1,257	234
TOTAL BRITISH EMPIRE	1,456,573,073	1,322,804,726	1,620,458,119	1,291,103,938	1,471,176,104	52,55,05,778	49,66,39,439	60,64,00,107	44,78,90,809	44,98,58,187
Georgia	3,657	6,260
Sweden	639	6,163	640	3,277
Poland (including Dantsig)	41,817	22,545
Germany	205,339	933,533	1,613,050	1,929,626	3,327,783	2,44,514	8,31,040	16,86,156	15,07,132	21,92,468
Netherlands	13,160,533	10,956,295	11,709,805	15,473,145	19,713,023	85,84,544	67,63,274	69,91,796	98,53,339	1,00,89,831
Belgium	142,381	849,569	931,208	999,712	2,311,517	1,75,392	10,25,215	11,27,537	10,73,897	20,13,334
France	43,376	99,123	143,692	171,693	438,426	61,296	1,15,038	1,19,370	1,29,238	2,53,789
Switzerland	2,561,495	7,332,837	7,390,136	7,333,930	11,868,300	27,98,393	70,64,425	65,89,018	45,97,934	68,20,525
Italy	1,956,868	5,800,371	10,257,773	10,373,430	17,255,627	16,30,016	47,33,018	73,61,030	64,34,312	73,22,397
Austria	10,559	143,746	234,242	234,302	450,349	10,242	1,43,268	2,75,729	1,32,247	2,36,534
Czechoslovakia	113,724	111,390	163,349	38,637	34,456	1,12,677	1,34,442	1,33,239	42,300	32,160
Turkey, European	2,501	..	1,243	4,240	..	2,033
Mascat Territory and Trucial Oman	1,133	3,122	17,233	13,650	4,674	1,073	1,643	5,512	5,233	2,320
Other Native States in Arabia	4,200	4,520	23,737	5,354	793	2,032	1,730	4,934	925	294
Patria	34,963	21,232	3,837	26,105	13,490	13,417	9,651	4,413	12,775	5,255
Sumatra	360	1,400	472	1,351
Java	113,433	553,303	693,430	137,744	4,334	1,24,340	4,92,223	5,70,493	1,00,219	3,443
Siam	4,213	1,731	3,504	6,074	80,096	3,601	1,596	6,405	4,772	33,031
China (exclusive of Hongkong and Masao)	2,775,434	6,055,176	4,359,297	2,252,000	1,393,524	9,33,929	21,75,413	17,54,450	7,11,413	4,54,371
Japan	107,773,136	122,666,609	155,302,619	219,325,754	243,537,199	4,22,90,087	4,62,72,805	5,74,63,013	6,83,14,652	6,37,55,166
Egypt	2,229	10,145	19,991	33,695	..	3,501	5,343	7,750	3,532
Portuguese East Africa	3,345	5,322	2,555	1,735	..	3,234	2,943	2,442	1,397
Italian East Africa (Somaland and Eritrea)	7,420	100	305	3,307	100	205
United States of America—Via Atlantic Coast	7,307,649	7,423,933	9,356,209	15,145,790	15,691,431	25,83,672	20,59,301	31,19,774	41,92,033	45,01,204
“ Pacific “	372	..	433	211	..	135
Other Foreign Countries	80	175	32	3,309	1,655	51	200	72	2,337	1,704
TOTAL FOREIGN COUNTRIES	136,722,023	163,021,294	202,731,831	272,604,610	316,763,264	5,96,23,299	7,18,36,634	8,77,33,313	9,71,56,395	10,02,92,765
Share of Bengal	332,372,565	754,030,694	906,305,037	767,347,135	337,370,309	30,66,26,369	25,31,91,762	31,63,63,344	24,40,54,332	24,00,71,232
“ Bombay	290,640,402	368,039,256	410,346,520	375,734,555	343,976,633	11,77,95,743	15,65,93,321	16,53,41,495	14,19,33,444	12,19,10,476
“ Sind	218,079,439	220,491,721	323,730,173	249,669,110	333,699,571	3,21,34,591	3,46,52,395	12,57,44,039	3,54,13,624	10,23,14,133
“ Madras	66,100,763	71,575,306	79,035,930	62,304,953	33,372,436	3,19,47,233	3,34,92,664	3,56,23,423	2,26,34,362	3,99,15,123
“ Burma	36,601,357	71,633,543	103,272,290	117,657,633	131,754,334	4,75,30,107	3,65,44,331	5,11,11,074	6,09,56,642	5,04,39,913
TOTAL	1,593,295,096	1,485,826,020	1,823,239,950	1,563,713,446	1,787,944,368	58,51,34,077	56,84,76,073	69,41,33,925	54,50,47,704	55,01,50,952
Rope (III. Q)—	Lbs.	Lbs.	Lbs.	Lbs.	Lbs.					
United Kingdom	915,113	739,579	632,271	352,337	303,497	14,35,026	11,31,336	11,43,390	12,97,036	9,33,515
Hongkong	80	..	9,206	7,443	21,566	41	..	4,323	4,469	7,103
Other British Possessions	25	793	7	56	2,655	40	40	4	63	390
TOTAL BRITISH EMPIRE	915,218	740,372	641,484	360,036	327,118	14,36,007	11,31,376	11,48,722	13,01,623	9,36,820

ARTICLES, AND COUNTRIES OF CONSIGNMENT; ALSO SHARE OF EACH PROVINCE	QUANTITY					VALUE				
	1922-23	1923-24	1924-25	1925-26	1926-27	1922-23	1923-24	1924-25	1925-26	1926-27
Textiles—continued										
Cotton—continued										
Manufactures—continued										
Rope (III. Q)—continued	Lbs.	Lbs.	Lbs.	Lbs.	Lbs.	Rs.	Rs.	Rs.	Rs.	Rs.
Germany	1,120	..	197	1,954	783	1,772	..	320	5,704	1,536
Netherlands	1,680	2,136	1,536	9,050
France	448	573	1,307	2,557
Italy	224	..	90	12,250	4,931	518	..	271	12,037	5,799
Austria	2,841	3,748	3,827	5,703	7,062	6,125
Japan	11,603	650	747	1,902	11,039	23,405	1,643	1,645	3,749	18,416
United States of America— Via Atlantic Coast	35	423	4,941	93,455	14,668	137	1,029	8,683	36,143	22,562
Other Foreign Countries	560	168	260	100	235	556
TOTAL FOREIGN COUNTRIES	13,542	1,073	8,818	115,605	33,014	25,932	2,672	17,132	67,623	66,901
Share of Bengal	165,082	118,289	123,113	109,255	110,536	2,76,993	2,01,679	2,28,930	1,59,371	1,35,347
" Bombay	679,329	559,979	512,937	781,665	713,166	10,59,543	2,70,751	2,22,673	10,78,486	6,70,607
" Sind	17,029	22,365	14,598	22,437	2,312	22,297	67,344	34,393	53,298	13,967
" Madras	59,385	38,673	32,438	55,771	32,991	91,673	69,414	67,973	79,393	42,942
" Burma	7,434	2,145	514	543	27	11,303	4,167	1,312	873	42
TOTAL	928,760	741,445	700,300	975,691	870,742	14,61,939	11,24,548	11,65,844	18,00,281	10,63,421
Thread, sewing (III. Q)—	Lbs.	Lbs.	Lbs.	Lbs.	Lbs.					
United Kingdom	1,106,050	1,228,966	1,398,987	1,712,459	1,711,226	66,48,253	65,73,227	67,54,453	74,78,929	65,71,046
Ceylon	4,035	2,952	1,144	154	163	8,372	5,404	3,584	340	400
Straits Settlements (including Labuan)	652	1,421	2,711	3,017	2,247	1,718	2,427	6,344	5,928	4,337
Natal	854	19	45	1,800	70	66
Other British Possessions	33	88	45	120	99	71	520	70	643	153
TOTAL BRITISH EMPIRE	1,110,770	1,233,427	1,403,641	1,716,769	1,713,770	66,58,414	65,81,688	67,66,281	74,80,210	65,78,960
Germany	3,303	5,112	4,469	40,560	23,676	16,017	26,715	8,524	54,514	74,487
Netherlands	9,436	45,999	46,305	57,846	81,722	32,317	1,13,623	1,16,197	1,27,312	2,00,069
Belgium	31,220	45,651	22,257	52,528	53,330	93,415	1,34,241	83,309	1,33,744	1,33,108
France	1,202	186	1,251	2,678	2,186	7,295	1,081	5,420	11,273	9,687
Italy	5,656	2,519	9,571	16,699	1,381	18,096	8,304	16,815	31,707	3,053
Austria	46,913	147,709	126,361	179,411	143,732	1,53,969	2,17,343	2,79,467	4,25,169	2,80,942
Czechoslovakia	5,247	30	..	12,675	156	..
Japan	15,674	52,921	41,905	87,233	37,550	23,276	59,294	49,629	1,11,314	33,745
Portuguese East Africa	509	6	1,200	10
United States of America— Via Atlantic Coast	323	762	3,473	269	109	623	1,617	12,003	680	259
" Pacific	17	..	3	32	..	9
Other Foreign Countries	84	143	587	4	..	236	302	929	13	..
TOTAL FOREIGN COUNTRIES	119,574	301,007	256,137	437,258	343,601	3,56,251	5,03,520	5,31,192	6,9,481	8,10,380
Share of Bengal	311,338	433,862	450,746	670,736	664,136	17,37,741	21,07,394	19,22,930	24,13,036	22,16,643
" Bombay	485,097	601,238	620,893	721,132	676,071	25,51,844	25,61,315	23,54,338	26,94,169	23,67,316
" Sind	92,327	79,295	163,392	234,125	178,056	4,77,409	4,13,960	6,43,439	7,11,973	4,00,013
" Madras	60,211	32,054	30,300	95,602	120,733	3,25,902	4,55,439	3,99,023	4,32,435	4,30,323
" Burma	361,121	277,135	233,995	432,334	421,320	19,01,969	16,01,330	15,37,034	21,24,233	19,11,372
TOTAL	1,220,344	1,534,424	1,659,323	2,140,027	2,062,371	70,14,656	71,45,458	73,67,473	82,62,191	73,86,376
Towels in the piece (III. Q)—	Yards	Yards	Yards	Yards	Yards					
United Kingdom	282	19,639	3,679	1,250	2,396	1,067	9,093	2,945	6,370	3,563
Other British Possessions	597	920	430	224	232	219	250	106	83	111
TOTAL BRITISH EMPIRE	879	20,559	4,109	1,474	2,628	1,286	9,253	3,051	6,453	3,674

GENERAL IMPORTS

(518)

No. 18—continued

ARTICLES, AND COUNTRIES OF CONSIGNMENT; ALSO SHARE OF EACH PROVINCE	QUANTITY					VALUE				
	1922-23	1923-24	1924-25	1925-26	1926-27	1922-23	1923-24	1924-25	1925-26	1926-27
Textiles—continued						R	R	R	R	R
Cotton—continued										
Manufactures—continued										
Towels in the piece (III. Q)—continued	Yards	Yards	Yards	Yards	Yards					
Switzerland	3,174	1,587
Japan	11,400	1,405
Other Foreign Countries	87	..	2	20	..	8	..
TOTAL FOREIGN COUNTRIES	..	87	3,174	2	11,400	..	20	1,587	8	1,405
Share of Bombay	282	116	6,473	1,160	1,757	1,067	76	4,218	6,136	6,243
„ Madras	1	25	373	2	9	172
„ Burma	690	20,465	860	326	17,948	217	9,189	426	320	3,606
TOTAL	879	20,596	7,333	1,476	20,078	1,286	9,273	4,637	6,456	10,019
Other sorts of manufactures (III. Q)—	Lbs.	Lbs.	Lbs.	Lbs.	Lbs.					
United Kingdom	433,721	516,944	583,200	466,365	481,944	14,33,556	13,51,868	17,96,214	10,67,798	10,45,527
Gibraltar	2,526	5,091	1,538	1,820	..	7,452	19,205	5,561	5,843
Mesopotamia	85,684	3,391	114	57	200	5,345	667	184	65	240
Ceylon	679	482	746	515	417	698	1,604	1,554	929	461
Straits Settlements (including Labuan)	1,168	17,619	18,013	575	1,756	2,784	15,825	16,659	774	2,906
Hongkong	1,809	608	252	988	838	2,042	868	719	1,604	1,373
Other British Possessions	778	..	214	730	240	925	..	236	1,121	326
TOTAL BRITISH EMPIRE	473,839	541,665	612,660	469,718	487,215	14,45,390	13,77,769	18,34,771	10,77,852	10,56,076
Germany	66,909	25,878	20,325	33,089	41,866	1,44,772	34,324	65,457	85,676	87,961
Netherlands	2,579	18,873	23,782	21,176	45,361	7,756	39,423	58,872	44,129	58,094
Belgium	9,907	8,991	60,876	11,197	3,957	53,827	23,259	1,36,444	85,413	11,527
France	17,379	42,803	67,923	99,348	104,123	1,00,919	1,89,684	2,60,731	3,32,902	4,05,261
Spain	150	1,252	945	6,301
Switzerland	200	4,066	407	1,148	8,574	443
Italy	12,761	13,552	106,494	30,559	153,859	56,526	37,188	1,31,124	68,957	1,59,929
Austria	1,680	904	26	1,192	1,168	7,375	6,739	120	3,587	2,045
Czechoslovakia	6,418	13,919	4,528	1,753	80,211	19,626	42,158	13,991	3,052	43,480
Turkey, European	280	672	5	1,730	300	14
Persia	340	..	761	10	196	565	..	1,290	20	528
Borneo (Dutch)	32,359	1,782	76,500	1,436
China (exclusive of Hongkong and Macao)	408	490	850	2,259	4,205	981	570	2,937	6,688	14,712
Japan	451,184	513,634	691,465	774,309	828,416	10,90,529	10,24,313	11,28,256	12,45,667	11,90,211
Egypt †	390	601	199	67	..	2,170	2,540	815	350
United States of America—										
Fis Atlantic Coast	14,698	5,283	6,138	11,975	16,722	51,893	13,829	13,719	19,558	16,029
„ Pacific „	20	24	4	69	190	8
Panama	450	1,047	..
Other Foreign Countries	61	312	391	85	8	183	960	911	163	40
TOTAL FOREIGN COUNTRIES	584,274	679,336	986,152	1,000,667	1,229,431	15,88,196	15,48,908	18,18,993	13,57,238	19,90,581
Share of Bengal	478,966	637,964	626,913	310,732	933,180	12,49,524	12,41,349	11,78,683	13,33,666	14,31,829
„ Bombay	176,603	177,726	442,376	313,869	284,561	6,14,162	6,24,631	10,32,824	7,27,128	7,63,483
„ Sind	38,424	12,371	19,793	41,257	40,034	22,506	32,756	75,065	1,16,685	91,534
„ Madras	27,859	33,392	42,751	78,149	75,526	63,399	92,243	1,10,607	1,62,075	1,64,366
„ Burma	341,361	353,943	465,479	221,373	333,346	11,33,445	9,73,643	11,96,586	5,39,536	6,15,042
TOTAL	1,053,113	1,220,901	1,598,312	1,470,395	1,710,046	29,83,326	29,26,677	36,53,764	29,35,090	30,47,251

† Shown as a Foreign Country from 1923-24.

No. 13—continued

ARTICLES, AND COUNTRIES OF CONSIGNMENT; ALSO SHARE OF EACH PROVINCE	QUANTITY					VALUE				
	1922-23	1923-24	1924-25	1925-26	1926-27	1922-23	1923-24	1924-25	1925-26	1926-27
<i>Textiles—continued</i>						R	R	R	R	R
<i>Cotton—continued</i>										
<i>Manufactures—continued</i>										
<i>Total value of Cotton goods (including Twist and Yarn)—</i>										
United Kingdom	—	—	—	—	—	59,22,57,375	55,28,27,033	66,24,92,072	48,98,44,662	49,00,71,602
Gibraltar	—	—	—	—	—	..	7,482	19,205	5,561	7,896
Aden and Dependencies	—	—	—	—	—	77,200	25,336	1,10,968	14,005	23,033
Mesopotamia	—	—	—	—	—	48,776	12,626	2,751	27,270	14,108
Bahrain Islands	—	—	—	—	—	3,522	2,312	345	633	636
Ceylon	—	—	—	—	—	3,04,262	5,27,107	6,53,618	2,66,852	2,45,397
Straits Settlements (including Labuan)	—	—	—	—	—	37,98,265	22,61,271	29,08,793	25,22,487	21,37,127
Federated Malay States	—	—	—	—	—	56	66	370	325	5,917
Hongkong	—	—	—	—	—	7,82,622	6,89,060	9,87,276	10,53,291	9,52,266
Egypt †	—	—	—	—	—	2,066	—	—	—	—
Natal	—	—	—	—	—	1,962	105	23,785	12,842	18,278
Transvaal	—	—	—	—	—	1,224
Zanzibar and Pemba	—	—	—	—	—	5,355	3,225	2,596
Kenya Colony	—	—	—	—	—	1,946	4,048	20,665	37,031	24,212
Anglo-Egyptian Sudan	—	—	—	—	—	5,460	..	50	285	300
Mauritius and Dependencies	—	—	—	—	—	21,738	..	300	50	370
South Australia (including Northern Territory)	—	—	—	—	—	..	10	780
Victoria	—	—	—	—	—	12,025	5	..	1,901	51
New South Wales	—	—	—	—	—	8	4,105
<i>Australian Commonwealth (Total)</i>	—	—	—	—	—	12,025	4,120	780	1,961	51
Other British Possessions	—	—	—	—	—	361	..	144	1,067	289
TOTAL BRITISH EMPIRE	—	—	—	—	—	59,37,05,840	55,63,60,650	66,72,24,087	49,37,92,549	49,85,16,751
Georgia	—	—	—	—	—	6,280
Sweden	—	—	—	—	—	696	8,277
Poland (including Danzig)	—	—	—	—	—	22,545
Germany	—	—	—	—	—	9,82,121	23,16,461	42,29,266	30,92,661	47,22,661
Netherlands	—	—	—	—	—	1,05,54,509	92,22,961	97,98,925	1,19,87,215	1,27,87,594
Belgium	—	—	—	—	—	4,51,902	15,22,988	24,74,283	17,02,015	20,09,728
Luxemburg	—	—	—	—	—	14,200	1,261
France	—	—	—	—	—	1,86,821	3,48,962	4,51,651	5,55,346	8,58,999
Spain	—	—	—	—	—	946	6,591	6,429	738	..
Switzerland	—	—	—	—	—	45,26,569	91,88,722	89,47,179	62,08,594	79,00,281
Italy	—	—	—	—	—	23,94,757	55,72,390	86,20,679	72,74,130	86,15,375
Austria	—	—	—	—	—	1,77,117	6,47,908	11,22,669	9,55,491	6,24,392
Czechoslovakia Serb-Croat Slovene State (Jugo-Slavia)	—	—	—	—	—	1,54,261	1,81,263	2,04,642	52,223	92,750
Albania	—	—	—	—	—	33,494	..
Turkey, European	—	—	—	—	—	1,720	300	5,284	24	2,068
Mand Territory and Trucial Oman	—	—	—	—	—	1,078	1,643	5,512	5,330	2,220
Other Native States in Arabia Persia	—	—	—	—	—	2,227	1,720	5,285	925	294
	—	—	—	—	—	14,062	23,561	5,708	12,320	5,798

† Shown as a Foreign Country from 1923-24.

GENERAL IMPORTS

(520)

No. 13—continued

ARTICLES, AND COUNTRIES OF CONSIGNMENT; ALSO SHARE OF EACH PROVINCE	QUANTITY					VALUE				
	1922-23	1923-24	1924-25	1925-26	1926-27	1922-23	1923-24	1924-25	1925-26	1926-27
Textiles—continued						R	R	R	R	R
Cotton—concluded										
Manufactures—concluded										
Total value of Cotton goods (including Twist and Yarn)—concluded										
Sumatra	—	—	—	—	—	..	472	1,851	—	—
Java	—	—	—	—	—	1,24,840	4,92,598	5,70,717	1,05,372	10,340
Borneo (Dutch)	—	—	—	—	—	..	76,500	1,486	50	..
Siam	—	—	—	—	—	3,923	1,333	6,757	5,000	33,129
China (exclusive of Hong-kong and Macao)	—	—	—	—	—	11,77,489	27,26,538	24,10,983	10,08,577	14,67,389
Japan	—	—	—	—	—	9,19,40,247	8,35,48,472	11,86,47,372	12,48,38,689	11,16,16,251
Egypt †	—	—	—	—	—	—	6,251	8,383	8,615	8,882
Portuguese East Africa	—	—	—	—	—	1,300	3,284	2,953	2,492	1,407
Italian East Africa (Somaland and Eritrea)	—	—	—	—	—	3,307	100	235
United States of America—										
Via Atlantic Coast	—	—	—	—	—	28,60,212	23,92,673	35,72,185	48,34,407	51,56,200
" Pacific "	—	—	—	—	—	1,319	282	170	130	..
Panama	—	—	—	—	—	1,047	..
Other Foreign Countries	—	—	—	—	—	626	792	72	1,649	1,704
TOTAL FOREIGN COUNTRIES	—	—	—	—	—	55,96,392	11,84,35,100	15,60,17,422	16,28,80,386	15,69,57,245
Share of Bengal	—	—	—	—	—	33,69,39,038	28,87,89,809	35,55,79,767	27,71,89,345	27,39,66,340
" Bombay	—	—	—	—	—	17,46,41,330	20,56,23,707	22,14,55,344	18,94,89,722	16,71,82,805
" Sind	—	—	—	—	—	8,42,24,335	8,73,39,752	12,99,07,616	8,87,81,117	10,39,31,202
" Madras	—	—	—	—	—	4,76,87,882	4,80,66,204	6,44,71,381	3,82,83,591	4,44,09,146
" Burma	—	—	—	—	—	5,79,09,267	4,52,06,484	6,18,37,971	6,29,49,760	6,09,34,433
TOTAL	—	—	—	—	—	70,13,02,032	67,48,45,756	82,32,51,509	65,66,72,936	65,04,73,976
Total value of Cotton, Raw and Manufactures	—	—	—	—	—	71,26,43,644	69,99,27,964	86,57,24,856	69,31,26,384	70,08,12,680
Flax—										
Raw (II. Q)—										
United Kingdom	Lbs. 75	Lbs. ..	Lbs. ..	Lbs. 270	Lbs. 202	80	1,343	1,172
TOTAL FOREIGN COUNTRIES	443	1,696
Share of Bombay	47	645	35	2,868
" Sind	28	45
" Burma	270	1,343	..
TOTAL	75	270	645	80	1,343	2,868
Manufactures—										
Twist and Yarn (III. U)—										
United Kingdom	Lbs. 8,127	Lbs. 9,177	Lbs. 27,918	Lbs. 44,690	Lbs. 10,752	8,340	12,701	47,299	64,730	11,400
TOTAL FOREIGN COUNTRIES	600	..	1,475	933	..	1,484
Share of Bengal	3,947	8,062	21,020	40,200	12,081	4,416	12,031	39,401	62,793	12,259
" Bombay	3,460	..	6,898	2,603	14	3,105	..	3,331	336	50
" Sind	160	429	132	664	96	575
" Madras	870	165
" Burma	1,115	..	1,468	670	..	1,937	..
TOTAL	8,127	9,177	27,918	44,690	12,227	8,340	12,701	48,232	64,730	12,864

† Shown as a Foreign Country from 1923-24.

No. 13—continued

ARTICLES, AND COUNTRIES OF CONSIGNMENT; ALSO SHARE OF EACH PROVINCE	QUANTITY					VALUE				
	1922-23	1923-24	1924-25	1925-26	1926-27	1922-23	1923-24	1924-25	1925-26	1926-27
Textiles—continued										
<i>Flax—continued</i>										
<i>Manufactures—continued</i>										
Bags and Sacks (III. U) (a)	No.	No.								
United Kingdom	500	93	—	—	—	3,063	534	—	—	—
Other British Possessions	157	160	—	—	—	418	37	—	—	—
TOTAL BRITISH EMPIRE	657	253	—	—	—	3,481	571	—	—	—
TOTAL FOREIGN COUNTRIES	12	4	—	—	—	72	38	—	—	—
<i>Share of Bengal</i>	500	88	—	—	—	3,063	364	—	—	—
<i> Sind</i>	43	26	—	—	—	447	211	—	—	—
<i> Burma</i>	127	163	—	—	—	43	44	—	—	—
TOTAL	669	257	—	—	—	3,553	610	—	—	—
Canvas (III. U)	Yards	Yards	Yards	Yards	Yards					
United Kingdom	853,246	809,395	976,987	1,219,570	1,421,939	16,42,008	10,72,310	14,07,837	16,21,545	17,18,228
Straits Settlements (including Labuan)	80	397	15	1,123	363	80	542	22	1,185	713
Other British Possessions	251	46	21	540	43	27
TOTAL BRITISH EMPIRE	853,577	809,792	976,002	1,220,744	1,422,323	16,43,608	10,72,762	14,07,860	16,22,773	17,18,968
Germany	1,015	..	993	901	4,002	2,537	..	1,444	1,571	2,020
Belgium	1,828	2,525
Italy	3,074	29,409	21,061	9,668	21,039	28,066
Native States in Arabia other than Maskat Territory and Trucial Oman	40	763	120	1,335
Japan	3,600	500	2,548	5,061	619	9,001
Other Foreign Countries	35	..	2,526	51	636	40	..	2,078	160	907
TOTAL FOREIGN COUNTRIES	4,690	..	14,479	30,861	29,010	8,656	..	16,802	24,800	37,297
<i>Share of Bengal</i>	331,333	424,603	576,742	771,960	921,925	10,97,266	6,07,296	9,24,512	11,27,360	12,22,362
<i> Bombay</i>	153,841	240,965	242,710	349,245	333,513	2,26,057	2,71,000	2,27,619	3,21,395	2,22,091
<i> Sind</i>	10,463	3,329	11,295	23,567	38,451	16,249	5,257	6,873	17,722	24,219
<i> Madras</i>	27,933	17,420	12,329	14,861	21,153	39,468	45,320	19,920	35,113	39,551
<i> Burma</i>	129,193	118,075	147,399	91,892	117,801	2,12,612	1,41,220	1,24,287	96,473	1,27,112
TOTAL	858,267	809,792	990,481	1,251,605	1,451,333	16,52,266	10,72,762	14,23,461	16,57,022	17,56,265
Piece goods (III. U)	Yards	Yards	Yards	Yards	Yards					
United Kingdom	410,988	464,237	408,738	603,065	561,235	3,46,438	4,09,609	3,40,923	4,56,177	3,70,259
Straits Settlements (including Labuan)	551	2,201	481	1,825	960	737	2,098	562	1,619	960
Other British Possessions	..	100	225	..	15	..	100	307	..	6
TOTAL BRITISH EMPIRE	411,539	466,538	410,155	604,950	562,210	3,47,225	4,11,807	3,41,897	4,57,796	3,71,225
Germany	8	..	222	125	259	24	..	770	197	1,007
Netherlands	..	4,215	3,499	2,540	2,728	..	2,317	2,021	1,380	684
Belgium	..	274	1,116	2,767	6,165	..	480	1,929	6,427	4,952
France	..	1,456	219	1,202	544	..	3136	1,129	2,613	1,086
Italy	40	..	3,536	40	..	4,024
United States of America—Vid Atlantic Coast	197	4,306	..	232	..	196	2,402	..	94	..
Other Foreign Countries	4	1,116	4	633	..
TOTAL FOREIGN COUNTRIES	205	10,251	5,100	9,682	12,292	220	3,235	5,793	11,240	11,763

(a) Discontinued from 1924-25.

GENERAL IMPORTS

No. 13—continued

ARTICLES, AND COUNTRIES OF CONSIGNMENT; ALSO SHARE OF EACH PROVINCE	QUANTITY					VALUE				
	1922-23	1923-24	1924-25	1925-26	1926-27	1922-23	1923-24	1924-25	1925-26	1926-27
Textiles—continued						R	R	R	R	R
Flax—continued										
Manufactures—continued										
Plecegoods (III. U)—continued	Yards	Yards	Yards	Yards	Yards					
Share of Bengal	25,332	61,626	64,444	66,533	67,273	43,794	1,19,008	99,623	82,823	69,4
“ Bombay	365,614	336,934	324,352	323,026	496,249	2,70,107	2,99,036	2,26,556	3,45,033	2,69,4
“ Sind	1,676	14,089	6,746	3,429	6,711	2,780	10,659	3,251	5,493	24,3
“ Madras	6,851	4,802	11,961	16,812	13,533	13,161	3,576	13,960	32,263	17,6
“ Burma	11,771	9,523	7,753	4,133	1,672	17,603	12,363	8,236	3,809	1,8
TOTAL	411,744	476,789	415,255	618,938	675,492	3,47,445	4,20,142	3,47,650	4,69,136	3,32,36
Furcad, sewing (III. U)—	Lbs.	Lbs.	Lbs.	Lbs.	Lbs.					
United Kingdom	64,227	66,146	62,809	106,687	61,279	1,81,544	2,15,603	1,80,122	2,36,628	1,45,53
Kenya Colony	500	2,900
Other British Possessions	280	..	37	50	..	12
TOTAL BRITISH EMPIRE	64,727	66,146	62,889	106,687	61,316	1,83,544	2,15,603	1,80,172	2,36,628	1,45,66
Germany	300	4,090	612	203	2,857	700	6,833	2,633	512	10,70
Netherlands	946	3,646	..
Belgium	752	331	992	105	..	3,004	659	1,155	23
Switzerland	222	716
Italy	40	..	1,500	1,675	8,009	150	..	2,030	2,596	7,47
Austria	2,500	541	..	6,532	7,533	2,590	472	..	7,866	8,28
Czechoslovakia	1,700	1,82
Japan	600	..	1,620	1,485	3,356	2,400	..	3,357	2,906	5,65
United States of America— Via Atlantic Coast	20	516	..	2	..	310	1,145	..	7	..
TOTAL FOREIGN COUNTRIES	3,460	5,899	4,285	11,835	23,500	6,150	11,004	9,395	18,658	34,173
Share of Bengal	55,361	39,476	61,591	36,662	48,209	1,42,441	1,34,006	1,41,304	1,73,599	99,703
“ Bombay	4,842	7,863	4,527	6,366	3,053	24,476	33,073	18,393	27,894	23,252
“ Sind	13	617	976	520	1,086	169	2,024	2,469	389	3,500
“ Madras	313	11,136	4,339	10,069	15,433	2,376	31,579	15,104	32,139	36,777
“ Burma	6,353	12,351	6,411	14,205	11,090	19,723	25,355	12,497	20,305	17,606
TOTAL	63,187	72,045	66,674	118,522	84,878	1,89,694	2,26,607	1,99,567	2,55,316	1,79,833
Other sorts (III. U)—	Lbs.	Lbs.	Lbs.	Lbs.	Lbs.					
United Kingdom	289,719	532,034	523,169	493,969	396,904	9,41,732	10,78,038	9,65,821	7,90,324	7,54,923
Straits Settlements (including Labuan)	368	153	1,454	141	534	366	113	2,594	261	140
New South Wales Australian Commonwealth (Total)	392	28	..	1,500	132	..
Other British Possessions	170	983	1,323	1,303	15,497	167	1,560	1,412	662	944
TOTAL BRITISH EMPIRE	291,149	533,120	525,551	440,946	412,935	9,43,765	10,74,711	9,69,827	7,91,419	7,56,007
Germany	1,499	2,126	11,226	677	14,612	4,273	5,427	4,023	2,360	19,729
Belgium	100	117	354	346	..	145	438	1,332	441	..
Switzerland	223	1,117
Italy	1,200	..	381	..	7,013	2,160	..	426	..	8,321
Austria	1,647	2,990
China (exclusive of Hong-kong and Macao)	1,792	1,200	..	2,374	400
Japan	8,830	396	2,963	20,942	14,167	17,913	309	5,611	33,142	17,162
United States of America— Via Atlantic Coast	12,094	12,731	1,967	641	6,005	13,321	13,666	5,322	2,020	9,062
Other Foreign Countries	7	160	469	100	177	40	75	1,362	202	467
TOTAL FOREIGN COUNTRIES	23,730	18,047	17,365	22,706	44,826	37,852	23,897	18,062	33,645	58,631
Share of Bengal	120,337	202,525	373,365	329,700	205,384	3,39,943	4,52,758	5,15,469	4,15,579	3,47,522
“ Bombay	132,661	204,104	170,496	134,032	133,777	3,33,132	3,63,470	2,93,145	2,15,463	3,57,034
“ Sind	25,307	95,890	53,244	70,043	51,427	66,863	1,54,645	33,339	1,06,499	53,562
“ Madras	20,924	21,573	11,745	13,402	13,256	73,370	51,733	24,674	26,896	31,132
“ Burma	15,860	27,275	35,367	26,410	20,517	87,769	75,599	66,237	64,227	24,958
TOTAL	314,879	551,167	543,316	463,652	457,761	9,31,617	10,38,603	9,37,909	8,30,084	8,14,633

No. 13—continued

ARTICLES, AND COUNTRIES OF CONSIGNMENT; ALSO SHARE OF EACH PROVINCE	QUANTITY					VALUE				
	1922-23	1923-24	1924-25	1925-26	1926-27	1922-23	1923-24	1924-25	1925-26	1926-27
						R	R	R	R	R
Textiles—continued										
FLAX—continued										
Manufactures—continued										
Total value of Flax manufac- tures (including Twist and Yarn)—										
United Kingdom	—	—	—	—	—	31,24,115	27,82,695	29,42,001	31,69,139	30,04,24
Straits Settlements (including Labuan)	—	—	—	—	—	1,256	2,781	3,178	3,030	1,91
Kenya Colony	—	—	—	—	—	2,000	260	..	25	3
New South Wales	—	—	—	—	—	1,500	132	..
Australian Commonwealth (Total)	—	—	—	—	—	1,500	132	..
Other British Possessions	—	—	—	—	—	1,023	1,410	1,859	700	67
TOTAL BRITISH EMPIRE	—	—	—	—	—	31,29,058	27,62,186	29,47,044	31,72,340	30,08,20
Germany	—	—	—	—	—	7,524	11,808	6,670	5,1	23,94
Netherlands	—	—	—	—	—	..	2,217	2,021	6,025	68
Belgium	—	—	—	—	—	145	2,922	6,345	8,025	5,10
France	—	—	—	—	—	..	2,126	2,280	2,615	1,60
Switzerland	—	—	—	—	—	..	1,117	716	..	40
Italy	—	—	—	—	—	2,210	..	12,061	24,524	20,271
Austria	—	—	—	—	—	2,500	472	550	7,805	11,80
Czechoslovakia	—	—	—	—	—	1,62
Native States in Arabia other than Muscat Territory and Trucial Oman	—	—	—	—	—	120	1,221
China (exclusive of Hong- kong and Macao)	—	—	—	—	—	..	2,574	..	539	40
Japan	—	—	—	—	—	26,246	200	2,968	26,667	26,611
United States of America— Via Atlantic Coast	—	—	—	—	—	12,627	17,215	5,268	2,201	6,681
„ Pacific „	—	—	—	—	—	4
Other Foreign Countries	—	—	—	—	—	80	75	1,242	200	25
TOTAL FOREIGN COUNTRIES	—	—	—	—	—	52,952	42,294	49,805	1,08,002	1,42,858
Share of Bengal	—	—	—	—	—	16,21,621	12,25,061	17,11,214	12,23,166	12,11,412
„ Bombay	—	—	—	—	—	9,16,928	9,27,479	2,24,643	9,40,843	9,22,001
„ Sind	—	—	—	—	—	27,172	1,73,466	1,02,923	1,20,009	1,07,191
„ Madras	—	—	—	—	—	1,79,529	1,27,112	72,673	1,22,201	1,24,472
„ Burma	—	—	—	—	—	2,17,756	2,27,211	2,71,597	1,22,751	1,71,222
TOTAL	—	—	—	—	—	31,82,005	28,21,480	29,96,849	32,76,342	31,46,618
Woolen and Cotton—										
Lace and Embroidery (XIX. U)—										
United Kingdom	—	—	—	—	—	2,72,171	2,08,948	4,76,922	2,22,122	2,72,509
Straits Settlements (includ- ing Labuan)	—	—	—	—	—	10,064	755	5,226	2,429	2,522
Hongkong	—	—	—	—	—	1,760	5,629	1,116	1,170	1,927
Canada— Via Pacific Coast	—	—	—	—	—	4,542
Other British Possessions	—	—	—	—	—	625	643	696	66	25
TOTAL BRITISH EMPIRE	—	—	—	—	—	2,83,620	2,05,975	4,84,671	2,27,847	2,81,006

ARTICLES AND COUNTRIES OF CONSIGNMENT; ALSO SHARE OF EACH PROVINCE	QUANTITY					VALUE				
	1922-23	1923-24	1924-25	1925-26	1926-27	1922-23	1923-24	1924-25	1925-26	1926-27
						R	R	R	R	R
Textiles—continued										
Haberdashery and Millinery—continued										
Lace and Embroidery—(III. U)—continued										
Sweden	—	—	—	—	—	722	2,414	..
Denmark	—	—	—	—	—	1,008
Germany	—	—	—	—	—	6,58,206	12,15,906	16,84,618	11,00,212	17,61,513
Netherlands	—	—	—	—	—	33,482	30,757	95,954	15,321	11,039
Belgium	—	—	—	—	—	33,349	59,345	71,394	29,531	43,634
France	—	—	—	—	—	52,693	93,943	1,35,945	91,013	87,822
Portugal	—	—	—	—	—	3,179
Switzerland	—	—	—	—	—	10,87,597	8,84,977	10,21,185	10,91,027	18,27,128
Italy	—	—	—	—	—	39,830	1,30,727	4,22,480	8,73,546	2,51,599
Austria	—	—	—	—	—	19,583	93,506	3,25,385	1,61,736	1,96,536
Czechoslovakia	—	—	—	—	—	3,625	6,362	29,244	60,176	44,431
Serb-Croat Slovene State (Jugo-Slavia),	—	—	—	—	—	19,317	..
China (exclusive of Hongkong and Macao),	—	—	—	—	—	4,088	70	463	3,863	1,156
Japan	—	—	—	—	—	4,34,336	4,18,058	5,95,026	4,24,484	2,07,021
Egypt*	—	—	—	—	—	1,678	..	680
United States of America—										
Via Atlantic Coast	—	—	—	—	—	7	203	1,265	4,367	1,531
Other Foreign Countries	—	—	—	—	—	1	..	950	264	20
TOTAL FOREIGN COUNTRIES	—	—	—	—	—	23,68,597	29,30,854	42,85,494	34,37,771	39,38,439
Share of Bengal	—	—	—	—	—	1,52,464	4,47,993	8,33,666	7,01,098	16,39,367
" Bombay	—	—	—	—	—	17,49,552	14,78,439	19,69,666	14,41,740	15,20,165
" Sind	—	—	—	—	—	5,64,519	11,53,893	15,26,449	12,54,766	12,37,002
" Madras	—	—	—	—	—	18,567	21,479	16,116	16,066	14,916
" Burma	—	—	—	—	—	1,77,105	2,30,220	3,74,269	4,11,958	7,03,595
TOTAL	—	—	—	—	—	26,62,207	32,36,829	47,70,165	38,25,618	42,20,045
Towels not in the piece (III. U)—										
	No.	No.	No.	No.	No.					
United Kingdom	99,939	88,200	130,327	123,072	101,989	84,086	84,055	1,37,048	1,02,035	98,815
Straits Settlements (including Labuan)	73,216	57,651	44,206	35,951	2,860	13,806	32,520	7,679	8,792	1,392
Hongkong	37,890	8,336	17,276	16,420	20,455	10,316	2,837	5,413	4,964	6,832
Other British Possessions	12	66	991	181	203	9	33	524	250	148
TOTAL BRITISH EMPIRE	211,057	149,253	192,800	178,624	125,508	1,08,217	1,19,445	1,50,664	1,16,041	1,02,127
Germany	1,348	4,216	1,751	8,321	..	3,422	3,920	2,116	8,359
Netherlands	5,304	300	840	3,240	..	4,563	536	1,175	2,499
Switzerland	5,964	6,057	..	3,515	7,280	..
Turkey, European	648	1,900
Persia	5	4,480	5	2,000
China (exclusive of Hongkong and Macao),	11,611	1,662	1,286	9,110	5,904	3,061	854	560	3,366	1,551
Japan	460,163	441,379	1,182,164	2,765,275	1,932,672	1,47,036	2,10,614	5,59,397	12,84,980	6,62,902
United States of America—										
Via Atlantic Coast	126	1,449	2,040	1,754	7,947	120	3,190	1,043	1,233	2,749
" Pacific "	900	13	92	1,445	39	34
Other Foreign Countries	2	2,250	12	462	103	1	929	16	962	185
TOTAL FOREIGN COUNTRIES	478,766	453,910	1,195,188	2,785,249	1,958,292	1,55,228	2,23,616	5,69,300	13,01,117	6,78,245
Share of Bengal	36,630	54,345	122,379	181,337	179,779	10,330	31,590	63,200	77,151	70,967
" Bombay	41,333	64,349	106,663	107,369	104,732	26,311	40,668	61,391	51,783	46,335
" Sind	1,673	2,606	17,749	17,611	16,533	1,806	3,748	18,652	17,164	12,131
" Madras	1,596	1,321	433	1,564	3,733	200	1,320	333	866	2,336
" Burma	608,531	479,542	1,135,664	2,655,425	1,773,571	2,14,193	2,65,296	5,75,383	13,70,168	6,46,113
TOTAL	689,823	603,163	1,387,988	2,963,873	2,082,600	2,63,445	3,45,061	7,19,964	14,17,158	7,80,372

* Shown as a Foreign Country from 1922-24.

ARTICLES, AND COUNTRIES OF CONSIGNMENT; ALSO SHARE OF EACH PROVINCE	QUANTITY					VALUE				
	1922-23	1923-24	1924-25	1925-26	1926-27	1922-23	1923-24	1924-25	1925-26	1926-27
Textiles—continued										
Haberdashery and Millinery—continued										
<i>Other sorts (III. U) —</i>										
United Kingdom	—	—	—	—	—	31,43,638	27,77,909	23,30,712	24,02,072	22,31,071
Aden and Dependencies	—	—	—	—	—	85	1,200	275	887	11
Mesopotamia	—	—	—	—	—	12,300	4,797	6,410	3,981	2,46
Ceylon	—	—	—	—	—	15,773	17,399	12,441	23,102	3,211
Straits Settlements (including Labuan)	—	—	—	—	—	56,116	53,021	64,850	41,696	23,341
Hongkong	—	—	—	—	—	24,201	20,309	19,739	26,010	19,151
Egypt †	—	—	—	—	—	905	—	—	—	—
Natal	—	—	—	—	—	3,964	9	230	622	971
Kenya Colony	—	—	—	—	—	565	..	2,150	1,130	2,411
Mauritius and Dependencies	—	—	—	—	—	1,000	..	80
Canada—										
<i>Via Atlantic Coast</i>	—	—	—	—	—	3,045	..	69
<i>" Pacific "</i>	—	—	—	—	—	1,300
South Australia (including Northern Territory)	—	—	—	—	—	..	33	85
Western Australia	—	—	—	—	—	12	50	..
Victoria	—	—	—	—	—	471	3,578	11,077	800	1,621
Tasmania	—	—	—	—	—	47
New South Wales	—	—	—	—	—	569	272	165	81	41
Queensland	—	—	—	—	—	..	17	..	99	21
<i>Australian Commonwealth (Total)</i>	—	—	—	—	—	1,040	3,900	11,926	1,159	1,791
Other British Possessions	—	—	—	—	—	117	800	300	224	1,831
TOTAL BRITISH EMPIRE	—	—	—	—	—	32,75,718	28,93,314	24,78,637	25,61,440	24,42,401
Norway	—	—	—	—	—	25	5	50	1,150	..
Germany	—	—	—	—	—	12,32,450	14,50,447	15,78,994	9,85,378	19,31,371
Netherlands	—	—	—	—	—	3,887	33,078	86,860	41,102	48,431
Belgium	—	—	—	—	—	11,953	7,533	16,620	28,100	27,331
France	—	—	—	—	—	2,09,451	1,39,326	2,00,408	2,40,969	2,95,231
Switzerland	—	—	—	—	—	5,44,693	7,66,122	7,63,034	6,59,627	4,08,077
Italy	—	—	—	—	—	2,70,430	2,85,630	2,39,348	2,02,717	2,45,187
Austria	—	—	—	—	—	39,877	29,023	39,769	66,567	63,367
Czechoslovakia	—	—	—	—	—	9,995	19,356	40,133	46,302	1,10,409
Serb-Croat Slovene State (Yugo-Slavia)	—	—	—	—	—	5,072	..
Persia	—	—	—	—	—	1,416	421	375	590	513
Java	—	—	—	—	—	198	17	129	1,426	473
China (exclusive of Hongkong and Macao)	—	—	—	—	—	13,954	18,622	16,479	20,504	8,932
Japan	—	—	—	—	—	6,19,001	4,42,500	4,37,173	6,50,931	6,07,356
Egypt †	—	—	—	—	—	..	5,267	871	458	1,501
Portuguese East Africa	—	—	—	—	—	..	737	1,389	80	46
United States of America—										
<i>Via Atlantic Coast</i>	—	—	—	—	—	87,140	1,47,930	1,01,308	1,45,305	1,13,163
<i>" Pacific "</i>	—	—	—	—	—	781	556	122	112	..
Other Foreign Countries	—	—	—	—	—	770	1,071	2,043	734	736
TOTAL FOREIGN COUNTRIES	—	—	—	—	—	31,00,821	23,29,070	25,93,175	21,95,246	29,07,534
Share of Bengal	—	—	—	—	—	12,93,696	14,50,369	14,93,037	12,72,333	15,22,329
<i>" Bombay "</i>	—	—	—	—	—	27,97,929	27,51,489	26,11,190	23,42,291	27,71,308
<i>" Sind "</i>	—	—	—	—	—	2,82,630	2,76,924	3,27,770	6,29,865	9,76,702
<i>" Madras "</i>	—	—	—	—	—	4,19,415	2,27,764	3,27,505	3,21,036	3,14,963
<i>" Burma "</i>	—	—	—	—	—	5,97,361	4,56,768	4,23,310	5,90,379	7,82,077
TOTAL	—	—	—	—	—	63,76,539	62,22,384	60,66,802	57,56,686	63,49,935

† Shown as a Foreign Country from 1923-24.

GENERAL IMPORTS

(526)

No. 18—continued

ARTICLES, AND COUNTRIES OF CONSIGNMENT; ALSO SHARE OF EACH PROVINCE	QUANTITY					VALUE				
	1922-23	1923-24	1924-25	1925-26	1926-27	1922-23	1923-24	1924-25	1925-26	1926-27
						R	R	R	R	R
Textiles—continued										
Haberdashery and Millinery—continued										
<i>Total value of Haberdashery and Millinery—</i>										
United Kingdom	—	—	—	—	—	35,04,805	32,60,912	29,44,693	29,47,895	27,48,002
Aden and Dependencies	—	—	—	—	—	85	1,200	275	887	10
Mesopotamia	—	—	—	—	—	18,364	4,792	6,419	3,987	2,461
Ceylon	—	—	—	—	—	16,257	17,976	18,010	23,362	8,388
Straits Settlements (including Labuan)	—	—	—	—	—	88,986	91,296	98,465	53,919	27,457
Hongkong	—	—	—	—	—	46,377	37,775	26,258	32,144	27,922
Egypt †	—	—	—	—	—	905	—	—	—	—
Natal	—	—	—	—	—	3,964	88	921	632	975
Kenya Colony	—	—	—	—	—	565	..	2,150	1,170	2,415
Mauritius and Dependencies	—	—	—	—	—	1,000	..	80
Canada—										
Via Atlantic Coast	—	—	—	—	—	2,045	..	661
“ Pacific “	—	—	—	—	—	1,800	..	4,542
Western Australia	—	—	—	—	—	12	50	8
South Australia (including Northern Territory)	—	—	—	—	—	..	33	85
Victoria	—	—	—	—	—	471	3,578	11,977	890	1,628
Tasmania	—	—	—	—	—	47
New South Wales	—	—	—	—	—	569	272	165	81	415
Queensland	—	—	—	—	—	..	17	..	99	25
Australian Commonwealth (Total)	—	—	—	—	—	1,040	3,900	11,986	11,120	1,762
Other British Possessions	—	—	—	—	—	117	800	370	224	1,652
TOTAL BRITISH EMPIRE	—	—	—	—	—	36,77,556	34,18,734	31,08,962	30,65,384	28,26,138
Sweden	—	—	—	—	—	1,317	699	905	2,760	199
Norway	—	—	—	—	—	25	5	50	1,159	..
Denmark	—	—	—	—	—	1,023	162	60
Germany	—	—	—	—	—	19,40,716	26,69,775	32,65,532	21,47,601	36,21,151
Netherlands	—	—	—	—	—	42,839	68,338	1,83,344	58,098	61,668
Belgium	—	—	—	—	—	45,302	64,733	88,014	57,781	71,517
France	—	—	—	—	—	2,62,144	2,33,869	3,36,353	3,37,982	3,83,125
Portugal	—	—	—	—	—	..	200	3,179
Switzerland	—	—	—	—	—	16,35,805	16,51,115	17,84,169	17,57,934	17,35,205
Italy	—	—	—	—	—	3,10,260	3,95,373	7,11,978	6,67,108	5,96,889
Austria	—	—	—	—	—	59,260	1,22,529	2,65,154	2,28,408	2,79,903
Czechoslovakia	—	—	—	—	—	13,620	25,718	69,432	1,08,373	1,54,840
Serb-Croat Slovene States (Yugo-Slavia)	—	—	—	—	—	24,389	..
Turkey, European	—	—	—	—	—	50	50	2,460	550	..
Persia	—	—	—	—	—	1,416	426	2,905	590	513
Java	—	—	—	—	—	198	17	154	1,425	478
China (exclusive of Hongkong and Macao)	—	—	—	—	—	21,103	19,546	17,502	27,736	11,639
Japan	—	—	—	—	—	12,00,423	10,71,232	16,11,608	23,60,145	14,78,179
Egypt †	—	—	—	—	—	..	5,367	2,249	458	2,331
Portuguese East Africa	—	—	—	—	—	..	787	1,389	30	65
United States of America—										
Via Atlantic Coast	—	—	—	—	—	87,267	1,51,373	1,08,671	1,51,413	1,22,443
“ Pacific “	—	—	—	—	—	2,227	594	216	112	..
Other Foreign Countries	—	—	—	—	—	111	632	889	130	594
TOTAL FOREIGN COUNTRIES	—	—	—	—	—	56,24,636	64,83,540	84,47,969	79,34,134	85,24,218

† Shown as a Foreign Country from 1923-24.

No. 13—continued

ARTICLES, AND COUNTRIES OF CONSIGNMENT; ALSO SHARE OF EACH PROVINCE	QUANTITY					VALUE				
	1922-23	1923-24	1924-25	1925-26	1926-27	1922-23	1923-24	1924-25	1925-26	1926-27
Textiles—continued										
Haberdashery and Millinery—continued										
<i>Total value of Haberdashery and Millinery—continued</i>										
Share of Bengal	—	—	—	—	—	14,66,672	19,32,947	24,12,953	21,50,322	22,32,733
“ Bombay	—	—	—	—	—	55,24,302	52,79,538	55,42,247	53,35,322	52,33,902
“ Sind	—	—	—	—	—	2,22,956	14,32,465	12,72,872	19,01,696	22,74,235
“ Madras	—	—	—	—	—	4,32,123	3,11,953	2,43,824	2,33,928	3,22,206
“ Burma	—	—	—	—	—	9,24,074	9,52,273	12,78,908	22,73,165	21,22,355
TOTAL	—	—	—	—	—	92,02,101	99,02,274	1,15,59,031	1,09,90,468	1,12,50,356
Hemp—										
<i>Raw (L.L. Q)—</i>										
	Cwts.	Cwts.	Cwts.	Cwts.	Cwts.					
United Kingdom	13	1	206	7	31	273	229	1,267	468	968
Straits Settlements (including Labuan)	794	4,425	27,770	1,22,148
Hongkong	607	838	48	188	275	14,750	22,028	1,457	6,428	25,012
Other British Possessions	163	20	917	679	..
TOTAL BRITISH EMPIRE	620	839	519	1,009	5,241	15,022	22,222	2,761	25,270	1,20,019
Italy	50	20	60	20	..	2,765	1,722	5,246	1,576
Persia	106	2,840
Siam	4	2,616
Philippine Islands and Guam	21,080	23,641	21,968	29,379	24,755	5,05,196	5,02,158	7,48,440	9,58,059	7,81,218
JAVA	46	2	..	1,042
China (exclusive of Hongkong and Macao)	1,942	1,457	485	488	2	44,750	21,220	12,960	17,028	101
Japan	264	..	71	7,761	..	2,611	..
United States of America—Via Atlantic Coast.	25	1,648
Other Foreign Countries	7	16	24	26	..	117	190	961	1,422	..
TOTAL FOREIGN COUNTRIES	22,979	25,432	22,908	30,524	24,829	5,50,068	6,22,720	7,67,475	9,84,292	7,95,691
Share of Bengal	22,270	25,157	22,389	30,314	29,494	5,45,517	6,22,369	7,48,928	9,79,200	9,21,280
“ Bombay	609	1,053	423	988	45	16,535	31,849	14,097	22,146	8,208
“ Sind	6	..
“ Madras	20	679	..
“ Burma	180	61	310	226	621	2,024	1,224	10,299	6,924	19,414
TOTAL	22,599	26,271	23,122	31,538	30,170	5,65,056	6,52,042	7,71,266	10,19,762	9,44,600
Manufactures (excluding cordage)—										
Bags and Sacks (III. U)—										
United Kingdom	95	100	42	95	20	120
TOTAL FOREIGN COUNTRIES	1	50	5	65
Share of Bengal	12	12
“ Bombay	95	20	95	25	122
“ Burma	101
TOTAL	95	101	92	95	25	125

ARTICLES, AND COUNTRIES OF CONSIGNMENT; ALSO SHARE OF EACH PROVINCE	QUANTITY					VALUE				
	1922-23	1923-24	1924-25	1925-26	1926-27	1922-23	1923-24	1924-25	1925-26	1926-27
Textiles—continued										
Hemp—continued										
<i>Manufactures</i> (excluding <i>cordage</i>)—continued										
Cloth (III. U)—	Yards	Yards	Yards	Yards	Yards	R	R	R	R	R
United Kingdom	10,394	8,614	15,235	18,202	18,411	17,236	11,460	19,088	24,089	25,059
Straits Settlements (including Labuan)	117,356	137,500	93,843	157,300	117,320	24,793	23,248	15,520	21,700	20,797
Hongkong	766	520	800	200	..	984	210	2,106	20	..
Other British Possessions	4	132	12	162
TOTAL BRITISH EMPIRE	128,516	146,638	115,010	176,202	1,30,731	43,018	39,939	36,874	45,789	45,856
Germany	399	1,587	..
Italy	10,640	50,237	15,327	68,807
Other Foreign Countries	10	..	2,000	120	230	15	..	320	60	255
TOTAL FOREIGN COUNTRIES	10	..	2,000	11,159	50,467	15	..	320	16,924	69,062
<i>Share of Bengal</i>	<i>5,988</i>	<i>2,554</i>	<i>6,394</i>	<i>8,040</i>	<i>230</i>	<i>10,028</i>	<i>4,531</i>	<i>10,761</i>	<i>9,305</i>	<i>255</i>
“ <i>Bombay</i>	<i>2,254</i>	<i>4,554</i>	<i>6,222</i>	<i>10,331</i>	<i>58,551</i>	<i>3,042</i>	<i>5,643</i>	<i>4,137</i>	<i>27,727</i>	<i>33,479</i>
“ <i>Sind</i>	<i>60</i>	<i>4</i>	<i>..</i>	<i>..</i>	<i>144</i>	<i>333</i>	<i>12</i>	<i>..</i>	<i>..</i>	<i>336</i>
“ <i>Madras</i>	<i>..</i>	<i>..</i>	<i>132</i>	<i>..</i>	<i>..</i>	<i>..</i>	<i>..</i>	<i>162</i>	<i>..</i>	<i>..</i>
“ <i>Burma</i>	<i>120,224</i>	<i>139,526</i>	<i>103,762</i>	<i>168,440</i>	<i>122,273</i>	<i>29,580</i>	<i>29,753</i>	<i>22,094</i>	<i>25,681</i>	<i>36,353</i>
TOTAL	128,526	146,638	117,010	187,361	181,198	43,033	39,939	37,194	62,713	1,14,918
Other sorts (III. U) —										
United Kingdom	—	—	—	—	—	1,26,548	2,08,101	1,69,637	1,18,214	66,847
Ceylon	—	—	—	—	—	2	37	326	1,036	118
Straits Settlements (including Labuan)	—	—	—	—	—	610	1,859	180	1,108	2,433
Hongkong	—	—	—	—	—	..	37	3,560	..	67
Kenya Colony	—	—	—	—	—	4,000	23
Other British Possessions	—	—	—	—	—	4	70	60
TOTAL BRITISH EMPIRE	—	—	—	—	—	1,31,160	2,10,034	1,78,767	1,20,428	69,548
Denmark	—	—	—	—	—	..	4,759
Germany	—	—	—	—	—	5,033	7,008	12,619	5,344	28,119
Netherlands	—	—	—	—	—	12,395	194
Italy	—	—	—	—	—	3,253	14,461	22,536	21,985	1,37,335
Austria	—	—	—	—	—	15	..	716	1,093	532
Japan	—	—	—	—	—	17,514	17,248	10,381	20,149	10,463
United States of America— <i>Via Atlantic Coast</i>	—	—	—	—	—	..	130	18,268	4,119	13
Other Foreign Countries	—	—	—	—	—	20	581	942	460	110
TOTAL FOREIGN COUNTRIES	—	—	—	—	—	38,230	44,187	65,460	53,150	1,98,771
<i>Share of Bengal</i>	<i>..</i>	<i>..</i>	<i>..</i>	<i>..</i>	<i>..</i>	<i>22,754</i>	<i>52,770</i>	<i>15,000</i>	<i>47,023</i>	<i>1,23,829</i>
“ <i>Bombay</i>	<i>..</i>	<i>..</i>	<i>..</i>	<i>..</i>	<i>..</i>	<i>31,866</i>	<i>1,29,468</i>	<i>1,14,667</i>	<i>70,560</i>	<i>31,685</i>
“ <i>Sind</i>	<i>..</i>	<i>..</i>	<i>..</i>	<i>..</i>	<i>..</i>	<i>1,413</i>	<i>43</i>	<i>1,532</i>	<i>1,774</i>	<i>323</i>
“ <i>Madras</i>	<i>..</i>	<i>..</i>	<i>..</i>	<i>..</i>	<i>..</i>	<i>192</i>	<i>3,250</i>	<i>4,663</i>	<i>1,319</i>	<i>906</i>
“ <i>Burma</i>	<i>..</i>	<i>..</i>	<i>..</i>	<i>..</i>	<i>..</i>	<i>63,160</i>	<i>68,690</i>	<i>1,08,230</i>	<i>52,402</i>	<i>58,976</i>
TOTAL	—	—	—	—	—	1,69,390	2,54,221	2,44,217	1,73,578	2,66,319
Total value of Hemp manu- factures—										
United Kingdom	—	—	—	—	—	1,43,879	2,19,570	1,88,773	1,42,303	92,035
Ceylon	—	—	—	—	—	2	37	488	1,036	118
Straits Settlements (including Labuan)	—	—	—	—	—	25,408	30,107	15,700	22,308	23,230
Hongkong	—	—	—	—	—	984	247	10,666	20	67
Kenya Colony	—	—	—	—	—	4,000	23
Other British Possessions	—	—	—	—	—	..	12	4	70	60
TOTAL BRITISH EMPIRE	—	—	—	—	—	1,74,273	2,49,978	2,15,631	1,66,237	1,15,533
Denmark	—	—	—	—	—	..	4,759
Germany	—	—	—	—	—	5,033	7,008	12,619	6,881	28,185
Netherlands	—	—	—	—	—	12,395	194
Italy	—	—	—	—	—	3,253	14,461	22,536	37,312	2,26,142
Austria	—	—	—	—	—	15	..	716	1,093	532
Japan	—	—	—	—	—	17,514	17,248	10,387	20,149	10,723
United States of America— <i>Via Atlantic Coast</i>	—	—	—	—	—	..	130	18,268	4,119	13
Other Foreign Countries	—	—	—	—	—	35	581	1,262	525	110
TOTAL FOREIGN COUNTRIES	—	—	—	—	—	38,245	44,187	65,780	70,079	2,65,899

No. 13—continued

ARTICLES AND COUNTRIES OF CONSIGNMENT; ALSO SHARE OF EACH PROVINCE	QUANTITY					VALUE				
	1922-23	1923-24	1924-25	1925-26	1926-27	1922-23	1923-24	1924-25	1925-26	1926-27
Textiles—continued										
Hemp—continued										
<i>Manufactures (excluding cordage)—concluded</i>										
<i>Total value of Hemp manufactures—continued</i>										
<i>Share of Bengal</i>	—	—	—	—	—	23,733	37,301	25,531	56,322	1,24,026
“ <i>Bombay</i>	—	—	—	—	—	25,003	1,35,111	1,15,254	93,237	1,70,347
“ <i>Sind</i>	—	—	—	—	—	1,301	65	1,322	1,772	1,310
“ <i>Madras</i>	—	—	—	—	—	102	3,220	4,230	1,319	906
“ <i>Burma</i>	—	—	—	—	—	—	—	—	—	—
TOTAL	—	—	—	—	—	50,140	98,443	1,30,384	73,108	84,534
Jute—										
<i>Raw (II. A)—</i>										
<i>United Kingdom</i>	Tons	Tons	Tons	Tons	Tons					
Ceylon	13	20	8	1	8	4,730	9,320	2,001	983	2,000
Straits Settlements (including Labuan)	67	5,808
TOTAL BRITISH EMPIRE	14	20	75	1	8	4,730	9,320	7,809	983	2,000
Java	6	100	1,840
Japan	6	1,170
United States of America— Via Atlantic Coast	..	714	537	268	1,07,727	80,016	94,500	125
“ <i>Pacific</i>	1	325
Other Foreign Countries	1	1	157	800
TOTAL FOREIGN COUNTRIES	6	714	538	269	7	1,170	1,07,727	80,341	94,657	2,474
<i>Share of Bengal</i>	20	734	619	270	13	6,900	1,17,047	89,828	95,800	6,634
Twist and Yarn (III. B)—										
<i>United Kingdom</i>	Lbs.	Lbs.	Lbs.	Lbs.	Lbs.					
Other British Possessions	23,996	8,505	13,919	39,071	37,432	11,051	2,835	7,695	12,336	9,078
TOTAL BRITISH EMPIRE	1,120	..	13	..	1,603	368	..	10	..	820
TOTAL BRITISH EMPIRE	25,116	8,505	13,932	39,071	39,124	11,419	2,835	7,695	12,336	10,017
Belgium	960	1,632
Italy	300	..	300	701	..	376
China (exclusive of Hong-kong and Macao)	630	1,113
TOTAL FOREIGN COUNTRIES	300	..	930	..	960	701	..	1,489	..	1,632
<i>Share of Bengal</i>	17,021	7,495	10,396	25,776	6,370	9,017	2,327	6,122	2,079	1,610
“ <i>Bombay</i>	406	43	925	10,056	9,010	313	8	1,700	2,321	2,174
“ <i>Sind</i>	12	..	1,139	61	5,358	44	..	664	10	2,253
“ <i>Madras</i>	6,717	..	3	2,452	4,454	1,706	..	5	661	1,345
“ <i>Burma</i>	1,260	967	2,439	720	4,304	840	440	322	222	2,327
TOTAL	25,416	8,505	14,862	39,071	30,086	12,120	2,835	9,166	12,336	11,039
Manufactures—										
<i>Canvas (III. B)—</i>										
<i>United Kingdom</i>	Yards	Yards	Yards	Yards	Yards					
Ceylon	171,416	175,857	223,571	263,071	347,243	2,21,794	1,90,825	2,06,909	2,12,245	2,30,666
Straits Settlements (including Labuan)	257	127	134	2,154	2,208	290	147	278	670	2,292
Other British Possessions	1,661	440	224	235	2	1,788	544	294	364	2
TOTAL BRITISH EMPIRE	129	36	110	189	64	220
TOTAL BRITISH EMPIRE	173,463	176,460	223,929	265,110	349,453	2,24,061	1,91,400	2,10,466	2,13,200	2,42,992
Germany	956	4,642	1,400	2,000	7,180	1,181
China (exclusive of Hong-kong and Macao)	513	158	1,553	75
Other Foreign Countries	125	325	63	746	1,249	195	407	63	1,243	1,441
TOTAL FOREIGN COUNTRIES	1,083	4,967	69	1,259	2,802	2,285	7,587	69	2,901	2,647

GENERAL IMPORTS

(530)

No. 13—continued

ARTICLES, AND COUNTRIES OF CONSIGNMENT; ALSO SHARE OF EACH PROVINCE	QUANTITY					VALUE				
	1922-23	1923-24	1924-25	1925-26	1926-27	1922-23	1923-24	1924-25	1925-26	1926-27
Textiles—continued						R	R	R	R	R
Into—continued										
Manufactures—continued										
Canvas (III. B)—continued	Yards	Yards	Yards	Yards	Yards					
Share of Bengal	5,209	18,144	19,461	27,153	14,897	6,096	35,966	39,634	63,263	23,692
“ Bombay	133,536	73,098	139,343	101,046	143,125	1,83,840	86,690	94,392	75,296	1,08,121
“ Sind	1,000	322	333	2,671	1,327	1,555	207	300	800	1,331
“ Madras	1,313	6,872	2,433	3,847	9,796	1,600	16,562	1,706	3,400	10,764
“ Burma	32,938	82,091	167,632	132,762	182,706	33,253	59,665	84,576	83,551	1,01,314
TOTAL	174,546	181,427	329,102	267,369	352,350	2,26,346	1,98,937	2,10,768	2,16,800	2,45,689
Gunny bags (III. B)—	No.	No.	No.	No.	No.					
United Kingdom	4,483	51,679	31,818	346,684	588,143	4,636	10,898	11,026	1,04,355	1,91,632
Aden and Dependencies	—	800	—	10,489	—	—	75	—	3,150	—
Mesopotamia	23,900	—	—	7,600	37,830	4,815	—	—	8,107	7,961
Bahrain Islands	1,000	—	—	37,175	55,870	250	—	—	14,063	17,386
Ceylon	4,545,670	4,999,997	4,527,220	5,033,709	4,544,773	10,95,628	12,37,896	13,16,406	17,04,398	14,51,427
Straits Settlements (including Labuan)	51,314	66,076	83,405	106,467	102,903	18,368	29,139	33,371	52,919	47,590
Hongkong	3,625	40	—	—	1,250	1,028	12	—	—	625
Egypt†	3,000	—	—	—	—	1,390	—	—	—	—
Natal	1,200	2,000	1,850	2,200	2,100	522	1,430	1,306	1,291	1,361
Rhodesia	—	—	—	—	26,000	—	—	—	—	9,360
Mauritius and Dependencies	14,000	—	—	—	—	2,800	—	—	—	—
Canada—										
Via Atlantic Coast	—	—	—	27,000	—	—	—	—	3,500	—
South Australia (including Northern Territory)	—	100	—	—	—	—	360	—	—	—
Victoria	114	—	600	—	3,190	27	—	214	—	788
New South Wales	3,200	—	—	—	18	1,702	—	—	—	45
Queensland	—	—	—	—	700	—	—	—	—	44
Australian Commonwealth (Total)	3,314	100	600	—	3,908	1,729	360	214	—	877
Other British Possessions	2,670	3,050	1,250	663	450	856	966	73	266	226
TOTAL BRITISH EMPIRE	4,654,171	5,123,742	4,646,143	5,571,987	5,243,227	11,32,022	12,80,756	13,69,060	18,87,049	17,18,364
Germany	—	—	—	—	3,605	—	—	—	—	1,246
Belgium	3,000	90,671	—	—	200	1,269	25,451	—	—	60
France	2,000	—	—	1,200	2,100	780	—	—	785	1,075
Maskat Territory and Trucial Oman	4,700	3,100	300	2,856	12,822	3,430	1,030	75	1,011	3,614
Other Native States in Arabia	3,775	—	—	31,650	44,350	780	—	—	10,072	12,830
Persia	—	—	280	75,020	25,300	—	—	71	24,675	6,900
Siam	2,000	1,600	—	3,050	1,790	250	816	—	1,975	1,195
Java	7,150	33,350	600	3,616	7,400	3,062	18,281	150	2,492	4,134
China (exclusive of Hongkong and Macao)	1,000	—	—	—	1,600	240	—	—	—	1,034
Egypt†	—	—	2,500	750	2,000	—	—	1,190	730	3,549
United States of America—										
Via Atlantic Coast	40	3,671	—	1,550	3,200	20	4,015	—	978	2,620
Cuba	—	3,000	—	—	—	—	4,712	—	—	—
Other Foreign Countries	1,750	—	2,000	1,544	4,052	795	—	690	811	523
TOTAL FOREIGN COUNTRIES	25,415	144,992	5,690	121,236	109,329	10,626	54,305	2,192	43,379	38,690
Share of Bengal	46,153	303,327	94,886	134,486	79,957	15,293	67,374	37,373	39,267	33,417
“ Bombay	494,623	486,864	331,363	1,004,724	314,927	1,85,903	1,37,573	2,74,239	3,02,634	1,40,938
“ Sind	1,333	46,400	253,080	507,635	177,522	1,067	12,530	66,396	1,99,727	53,265
“ Madras	4,104,909	4,479,379	3,244,623	3,589,307	4,303,738	9,29,311	10,45,123	3,01,967	10,26,963	14,51,512
“ Burma	29,007	52,774	227,371	457,121	76,403	11,074	22,462	90,106	1,69,797	37,872
TOTAL	4,679,536	5,268,734	4,651,823	5,693,223	5,452,547	11,42,648	13,35,061	13,71,256	19,30,428	17,57,054

† Shown as a Foreign Country from 1923-24.

No. 13—continued

ARTICLES, AND COUNTRIES OF CONSIGNMENT; ALSO SHARE OF EACH PROVINCE	QUANTITY					VALUE				
	1922-23	1923-24	1924-25	1925-26	1926-27	1922-23	1923-24	1924-25	1925-26	1926-27
Textiles—continued										
Jute—continued						R	R	R	R	R
Manufactures—continued										
Gunny cloth (III. B.)—	Yards	Yards	Yards	Yards	Yards					
United Kingdom	87,961	1,540,462	3,302,082	4,411,846	1,613,799	31,683	67,693	4,47,233	7,60,040	3,38,0
Aden and Dependencies	21,000	420	1,370	75
Ceylon	6,335	12,515	3,708	10,743	688	1,331	3,469	814	2,504	11
Egypt†	6,000	1,200
Western Australia	1,380
Victoria	100	2,000	15	600	..
New South Wales	2,000	103,972	2,198	..
Australian Commonwealth (Total)	2,000	..	100	103,972	1,380	650	..	15	2,798	..
Other British Possessions	75	7,000	4,150	..	45	20	1,280	690	..	1
TOTAL BRITISH EMPIRE	133,371	1,561,387	3,309,985	4,528,561	1,815,912	38,900	72,623	4,43,804	7,78,342	3,38,04
Germany	169,600	1,703,678	1,553,314	21,078	2,28,595	2,08,54
Netherlands	..	121,200	532,850	1,244,110	972,915	..	10,535	60,491	1,23,006	1,52,04
Belgium	..	381,000	3,051,245	4,154,408	1,541,434	..	25,022	2,30,892	4,82,766	2,68,04
France	60,900	31,750	662	12,900	7,015	61
Italy	209,250	1,495,306	1,485,650	28,274	2,04,807	2,22,51
Maskat Territory and Trucial Oman	612	61
Philippine Islands and Guam	764,100	63,700	..
China (exclusive of Hong-kong and Macao)	..	5,000	..	50	49,250	..	1,100	..	20	7,43
Japan	565,600	6,169,100	5,143,425	50,354	6,26,262	4,20,51
Egypt†	35,100	741,000	836,775	3,440	51,549	1,04,54
United States of America—										
Via Atlantic Coast	28,780	1,070,604	56,557	3,610	4,445	4,601	44,313	8,723	642	1,75
“ Pacific “	..	4,000	10,000	..	960	2,70
TOTAL FOREIGN COUNTRIES	28,780	1,581,604	4,687,102	16,857,172	11,593,512	4,601	51,240	4,06,816	18,19,982	13,78,59
Share of Bengal	117,730	3,123,064	3,046,420	20,374,021	13,391,179	36,208	1,48,874	3,51,323	16,21,968	17,11,78
“ Bombay	27,843	3,308	6,457	8,328	16,492	3,835	720	8,765	3,568	12,84
“ Sind	..	3,388	300	333	6,330	..	1,262	66	392	3,53
“ Madras	6,410	12,515	3,793	2,851	1,422	1,401	3,469	814	501	40
“ Burma	18	80	287	8	37	169
TOTAL	152,001	3,143,191	8,057,087	20,855,733	13,414,424	41,501	1,54,802	8,58,170	21,08,324	17,27,56
Rope and Twine (III. B.)—	Cwts.	Cwts.	Cwts.	Cwts.	Cwts.					
United Kingdom	109	461	149	910	292	12,394	50,227	15,118	26,501	26,481
Straits Settlements (including Labuan)	64	68	48	137	87	3,848	7,677	4,923	6,473	6,094
South Australia (including Northern Territory)	9	..	15	1,104	..	480
New South Wales	201	2,564
Australian Commonwealth (Total)	9	..	216	1,104	..	2,924
Other British Possessions	..	8	6	8	8	30	177	266	181	110
TOTAL BRITISH EMPIRE	173	532	212	1,050	513	11,642	58,081	19,510	33,155	34,169
Germany	1	101	70	12,161
Belgium	15	48	515	4,927
Italy	..	12	48	4	22	..	1,108	4,339	689	1,832
Austria	..	4	64	525	5,066
Java	133	3,324
Other Foreign Countries	2	1	1	65	262	312	..	5
TOTAL FOREIGN COUNTRIES	140	17	93	20	166	3,449	1,905	9,739	1,274	18,481
Share of Bengal	151	39	52	16	226	6,027	2,672	5,638	500	9,751
“ Bombay	71	319	141	394	153	6,238	26,200	13,232	22,010	12,892
“ Sind	4	1	2	6	1	873	275	963	318	129
“ Madras	12	33	45	8	37	1,754	7,746	2,191	906	3,102
“ Burma	76	107	65	179	262	9,499	19,000	6,701	13,197	27,253
TOTAL	318	549	305	1,079	679	25,091	59,985	29,256	27,429	53,000
Other kinds (III. B.)—	Cwts.	Cwts.	Cwts.	Cwts.	Cwts.					
United Kingdom	1,126	15,297	2,066	2,576	2,378	1,43,871	2,50,279	2,40,268	1,62,218	1,32,761
Mesopotamia	58	1	3	3	..	2,628	120	40	495	..
Ceylon	37	69	15	69	40	1,207	370	1,100	1,700	1,239
Straits Settlements (including Labuan)	825	443	271	156	63	76,557	37,470	24,486	20,230	6,884
Other British Possessions	2	5	180	534
TOTAL BRITISH EMPIRE	2,098	15,799	2,355	2,804	2,687	2,24,613	2,58,249	2,74,954	1,84,746	1,91,461

† Shown as a Foreign Country from 1923-24.

ARTICLES, AND COUNTRIES OF CONSIGNMENT; ALSO SHARE OF EACH PROVINCE	QUANTITY					VALUE				
	1922-23	1923-24	1924-25	1925-26	1926-27	1922-23	1923-24	1924-25	1925-26	1926-27
Textiles—continued						R	R	R	R	R
Jute—continued										
Manufactures—continued										
Other kinds (III B)—continued	Cwts.	Cwts.	Cwts.	Cwts.	Cwts.					
Denmark	4	3	..	1,575	50	..
Germany	13	4,008	7	90	4,488	1,994	23,959	739	12,130	31,598
Belgium	1,975	10	30	4	..	9,355	1,685	1,743	1,658
France	2	19	11	384	6,301	623
Italy	21	41	21	2,430	2,887	349
Czechoslovakia	3	1,247
China (exclusive of Hongkong and Macao)	232	3,413	100
Japan	4	13	124	13	43	1,037	8,339	18,295	1,371	9,080
United States of America— Via Atlantic Coast	19	12	7	7	15	511	565	510	245	1,621
Other Foreign Countries	3	16	2	13	7	617	251	110	558	92
TOTAL FOREIGN COUNTRIES	46	6,024	173	448	4,589	6,981	42,469	24,173	28,696	45,126
Share of Bengal	555	20,328	723	1,073	6,488	43,063	1,60,781	69,365	70,349	76,384
" Bombay	755	693	1,311	1,377	933	37,731	94,137	1,45,373	61,976	71,399
" Sind	1	136	12	32	192	449	6,204	1,742	6,452	9,693
" Madras	40	31	30	77	194	7,470	1,769	5,794	6,333	11,497
" Burma	793	535	532	793	464	92,381	67,327	75,843	63,332	62,119
TOTAL	2,144	21,823	2,528	3,252	7,276	2,31,594	3,30,718	2,99,127	2,13,492	2,36,592
Local value of Jute manu- factures (including Twist and Yarn)—										
United Kingdom	—	—	—	—	—	4,26,479	5,72,562	9,38,285	12,83,817	9,85,147
Aden and Dependencies	—	—	—	—	—	1,841	..	220	3,150	..
Mesopotamia	—	—	—	—	—	7,453	130	295	3,005	7,961
Bahrein Islands	—	—	—	—	—	250	14,063	17,386
Ceylon	—	—	—	—	—	10,98,686	12,42,000	13,18,769	17,09,543	14,56,192
Straits Settlements (including Labuan)	—	—	—	—	—	1,05,081	75,310	69,724	83,046	62,254
Hongkong	—	—	—	—	—	1,095	861	55	..	869
Egypt†	—	—	—	—	—	2,947
Natal	—	—	—	—	—	522	1,430	1,308	1,791	1,331
Rhodesia	—	—	—	—	—	9,360
Mauritius and Depen- dencies	—	—	—	—	—	2,800
Canada via Atlantic Coast	—	—	—	—	—	3,500	..
Western Australia	—	—	—	—	—	510
South Australia (including Northern Territory)	—	—	—	—	—	..	360	1,104	..	430
Victoria	—	—	—	—	—	395	..	229	600	1,138
New South Wales	—	—	—	—	—	2,252	9,198	8,699
Queensland	—	—	—	—	—	44
Australian Commonwealth (Total)	—	—	—	—	—	2,647	360	1,333	9,798	10,771
Other British Possessions	—	—	—	—	—	856	1,200	737	266	246
TOTAL BRITISH EMPIRE	—	—	—	—	—	16,50,657	18,93,853	23,30,724	31,12,079	25,51,667
Denmark	—	—	—	—	—	1,575	50	..
Germany	—	—	—	—	—	4,084	31,139	22,462	2,33,025	2,49,684
Netherlands	—	—	—	—	—	..	10,535	60,526	1,25,447	1,52,976
Belgium	—	—	—	—	—	1,269	59,838	2,22,457	4,84,539	2,63,726
France	—	—	—	—	—	975	..	12,984	14,566	2,373
Italy	—	—	—	—	—	791	1,103	35,419	2,09,158	2,24,233
Austria	—	—	—	—	—	5,088	25	..
Czechoslovakia	—	—	—	—	—	1,247
Masfat Territory and Tru- cial Oman	—	—	—	—	—	3,430	1,030	75	1,011	4,249
Other Native States in Arabia	—	—	—	—	—	10,072	12,830
Persia	—	—	—	—	—	71	24,675	6,900
Java	—	—	—	—	—	6,446	18,231	213	2,492	4,154
Siam	—	—	—	—	—	250	1,037	..	1,925	1,195
Philippine Islands and Guam	—	—	—	—	—	65,700	..
China (exclusive of Hong- kong and Macao)	—	—	—	—	—	240	1,100	1,113	4,991	5,641
Japan	—	—	—	—	—	1,037	3,339	69,339	6,23,912	4,30,398
Egypt†	—	—	—	—	—	..	200	4,714	82,579	1,08,799
United States of America— Via Atlantic Coast	—	—	—	—	—	5,197	49,232	9,545	1,355	6,433
" Pacific "	—	—	—	—	—	495	930	2,700
Cuba	—	—	—	—	—	..	4,712
Other Foreign Countries	—	—	—	—	—	1,697	535	..	130	530
TOTAL FOREIGN COUNTRIES	—	—	—	—	—	23,643	1,88,106	4,41,006	18,06,232	16,79,621

† Shown as a Foreign Country from 1923-24.

No. 13—continued

ARTICLES, AND COUNTRIES OF CONSIGNMENT; ALSO SHARE OF EACH PROVINCE	QUANTITY					VALUE				
	1922-23	1923-24	1924-25	1925-26	1926-27	1922-23	1923-24	1924-25	1925-26	1926-27
Textiles—continued										
Jute—concluded										
Manufactures—concluded										
Total value of Jute manufactures (including Twist and Yarn)—continued										
Share of Bengal	—	—	—	—	—	1,16,792	4,17,354	3,99,317	27,63,416	18,55,077
“ Bombay	—	—	—	—	—	4,69,111	4,05,323	6,35,458	6,70,563	3,45,733
“ Sind	—	—	—	—	—	3,933	39,481	62,731	2,04,700	69,749
“ Madras	—	—	—	—	—	9,43,343	10,74,665	8,13,477	16,40,734	15,12,624
“ Burma	—	—	—	—	—	1,47,257	1,63,931	2,59,255	3,36,145	2,32,795
TOTAL	—	—	—	—	—	16,79,300	30,81,959	27,74,750	50,09,511	40,31,368
Silk—										
Raw (II. O)—										
	Lbs.	Lbs.	Lbs.	Lbs.	Lbs.					
United Kingdom	39,507	13,722	2,738	5,932	1	4,46,639	1,37,050	6,064	14,006	7
Mesopotamia	9,692	..	435	3,504	..	72,176	..	3,180	18,592	..
Straits Settlements (including Labuan)	3,980	65	142	6	81	23,022	669	1,143	36	1,166
Hongkong	266,675	173,881	234,154	83,620	73,585	22,46,239	12,32,444	16,00,528	4,05,668	4,82,264
Other British Possessions	3	..	25	..	3	34	..	60	..	30
TOTAL BRITISH EMPIRE	319,657	187,668	238,494	97,062	73,670	27,98,110	13,69,166	18,70,945	4,08,302	4,93,467
Germany	216	1,098	..
France	632	10,047	10,000	1,60,000
Switzerland	7,010	60,192
Italy	750	2,193	12,080	12,311	..
Native States in Arabia other than Muscat Territory and Trucial Oman	1,355	6,775
Persia	152	..	118	1	..	1,500	..	900	5	..
Siam	60,996	36,610	152,163	41,697	12,938	4,24,789	2,76,176	12,49,612	2,06,122	65,134
China (exclusive of Hongkong and Macao)	1,443,195	1,102,070	939,518	1,108,789	1,064,800	1,24,94,041	95,87,100	80,90,977	85,80,596	1,06,27,300
Japan	4,273	28,856	74,628	14,674	19,650	73,097	6,83,897	6,09,277	1,26,368	1,26,369
Portuguese East Africa	900	5,285
Other Foreign Countries	13	..	6	104	..	54
TOTAL FOREIGN COUNTRIES	1,508,629	1,177,536	1,175,093	1,228,302	1,709,550	1,29,94,431	1,05,46,873	1,00,29,277	89,85,585	1,08,87,464
Share of Bengal	1,595	1,976	3,994	2,539	10,947	22,540	38,100	68,119	53,235	1,00,000
“ Bombay	1,366,797	1,082,178	1,015,233	872,629	1,32,781	1,10,02,212	99,04,848	89,74,898	61,82,218	67,76,863
“ Sind	13	..	6	2,192	..	104	..	56	12,321	..
“ Madras	345,550	273,452	364,773	373,533	525,448	37,27,767	22,40,581	32,65,199	20,22,566	36,03,608
“ Burma	114,721	2,598	29,581	69,527	102,034	10,24,912	22,510	2,99,062	2,12,613	2,30,366
TOTAL	1,928,586	1,365,204	1,413,587	1,325,364	1,783,260	1,57,87,541	1,19,07,039	1,19,00,222	94,25,827	1,12,70,026
Waste (II. O)—										
Mesopotamia	..	1,352	1,182
Other British Possessions	232	26	280	..	198	877	234	400	..	385
TOTAL BRITISH EMPIRE	232	2,378	280	..	198	877	1,416	400	..	385
Netherlands	2,639	4,000
Belgium	1,650	3,210
France	3,890	1,760	3,360	6,348	2,565	10,003
Italy	6,490	..	11,342	24,710	..	18,154
Switzerland	..	1,250	21,984
Austria	400	1,346	..
China (exclusive of Hongkong and Macao)	..	655	..	506	24,349	..	1,980	..	2,300	24,050
Japan	130,511	64,272	57,974	..	11,180	2,44,227	2,97,970	1,24,231	..	18,868
Egypt †	14,733	29,342
TOTAL FOREIGN COUNTRIES	130,511	66,177	82,087	2,666	59,529	2,44,227	2,91,164	1,94,026	6,213	80,906
Share of Bengal	225	1,276	204	870	22,160	4,221
“ Bombay	130,511	67,279	51,823	2,566	59,430	2,44,227	2,70,492	1,29,805	6,213	189,939
“ Sind	280	400
“ Madras	138	351
“ Burma	7	7
TOTAL	130,743	68,555	82,297	2,666	59,718	2,45,104	2,92,670	1,95,026	6,213	90,290

† Shown as For 1923-24.

ARTICLES, AND COUNTRIES OF CONSIGNMENT; ALSO SHARE OF EACH PROVINCE	QUANTITY					VALUE				
	1922-23	1923-24	1924-25	1925-26	1926-27	1922-23	1923-24	1924-25	1925-26	1926-27
Textiles—continued										
Silk—continued										
<i>Silk Yarn, Nells, and Warps (III. S)</i>	Lbs.	Lbs.	Lbs.	Lbs.	Lbs.	R	R	R	R	R
United Kingdom	14,895	54,818	64,809	18,089	20,175	1,62,515	5,52,669	3,76,898	92,773	67,460
Mesopotamia Straits Settlements (including Labuan)	20	418	—	100	3,219	—
Hongkong	140	..	665	804	7	..	1,000	6,650	1,396	49
Kenya Colony	8,406	103	3,177	1,067	..	47,150	658	17,025
TOTAL BRITISH EMPIRE	15,055	55,236	73,880	18,996	23,375	1,63,682	5,56,888	4,30,698	94,827	84,672
Germany	3,486	6,648	2,797	8,847	..	20,890	14,335	5,043	34,667
Netherlands	2,970	6,281	5,636	10,832
Belgium	954	500	25,570	2,660	39,380	5,703	3,261	66,475	5,078	76,596
France	51,952	23,160	72,701	39,788	148,146	3,27,980	1,68,941	1,58,547	1,26,250	4,88,936
Portugal	4,816	34,912
Switzerland	599	20,494	144,283	77,830	181,486	4,196	1,41,869	9,74,125	5,35,812	12,96,786
Italy	292,826	487,781	527,297	178,770	398,481	17,55,237	31,85,540	33,48,948	9,50,820	21,32,251
China (exclusive of Hongkong and Macao)	150,354	159,243	166,315	62,982	248,929	11,61,592	12,61,166	13,00,881	5,52,321	14,48,611
Japan	385,225	207,179	507,608	209,004	162,021	28,17,415	17,00,017	38,79,899	12,55,484	7,40,648
Egypt †	880	6,813
Other Foreign Countries	2	3	..	19	20
TOTAL FOREIGN COUNTRIES	881,970	911,661	1,451,802	576,801	1,193,524	60,72,123	65,16,185	97,49,021	34,35,950	62,29,304
Share of Bengal	4,765	22,547	33,927	69,672	182,164	72,496	2,67,122	2,39,213	1,46,923	7,15,620
“ Bombay	886,649	929,236	1,471,646	624,330	968,930	61,24,734	66,93,426	98,06,431	33,72,756	53,50,234
“ Sind	5,553	10,622	12,620	3,416	69,252	38,097	77,106	67,826	6,462	2,38,797
“ Madras	28	4,711	1,559	41	6,422	478	44,737	15,787	445	7,110
“ Burma	18	30	3,333	1,131	..	634	863	5,732	2,165
TOTAL	897,025	967,084	1,524,682	690,797	1,216,899	62,35,805	70,78,023	1,01,79,719	35,30,777	68,13,976
Manufactures—										
Goods of silk mixed with other materials (III. S)—	Yards	Yards	Yards	Yards	Yards					
United Kingdom	141,856	121,664	216,954	172,797	187,546	3,36,536	2,52,310	3,91,954	3,40,003	3,30,068
Mesopotamia	20	..	2,415	50	..	3,088
Ceylon	33	..	88	7,346	927	50	..	138	6,818	2,192
Straits Settlements (including Labuan)	3,278	192	34,870	2,511	2,667	4,005	396	29,085	4,910	6,598
Hongkong	34,207	11,547	16,646	22,653	20,170	44,581	17,954	37,008	30,722	24,284
Other British Possessions	75	359	180	640
TOTAL BRITISH EMPIRE	178,869	183,408	268,275	205,382	214,084	3,86,072	2,70,660	4,59,230	3,81,663	3,66,848
Germany	204,003	319,979	439,543	250,275	401,605	4,72,722	5,62,861	8,67,392	4,67,615	7,55,002
Netherlands	12,990	11,940	19,604	21,469	..	30,201	19,035	35,963	35,407
Belgium	1,146	5,779	6,281	7,174	..	2,149	17,962	14,556	11,472	..
France	330,042	841,149	352,293	194,066	212,470	5,37,666	12,55,593	5,47,359	3,45,488	3,30,474
Switzerland	51,824	13,886	13,374	69,556	39,196	67,107	28,207	24,454	89,734	72,554
Italy	306,205	562,565	326,079	144,798	234,685	4,48,513	7,49,758	4,48,931	2,03,529	2,81,322
Austria	3,379	4,403	15	333	..	3,060	10,648	30	2,323
Czechoslovakia	5,154	1,776	3,178	13,342	2,591	7,318
Persia	534	1,834
China (exclusive of Hongkong and Macao)	31,796	62,041	41,766	71,591	123,969	41,662	87,227	49,592	87,500	1,47,276
Japan	69,718	164,163	291,254	630,217	867,351	1,04,117	2,54,794	4,09,365	8,30,458	11,01,079
Egypt †	448	2,542	..
United States of America—Vid Atlantic Coast	87	..	10,612	5,642	14,391	388	..	9,330	3,601	10,114
Other Foreign Countries	175	18	20	910	133	37
TOTAL FOREIGN COUNTRIES	995,305	1,952,951	1,501,864	1,395,180	1,922,167	16,71,153	29,89,633	24,09,889	20,78,051	27,22,911

† Shown as a Foreign Country from 1923-24.

No. 13—continued

ARTICLES, AND COUNTRIES OF CONSUMPTION; ALSO SHARE OF EACH PROVINCE	QUANTITY					VALUE				
	1922-23	1923-24	1924-25	1925-26	1926-27	1922-23	1923-24	1924-25	1925-26	1926-27
Textiles—continued										
Silk—continued										
Manufactures—continued										
Goods of silk mixed with other materials (III. S)—continued	Yards	Yards	Yards	Yards	Yards					
Share of Bengal	240,513	400,223	234,419	32,902	147,022	2,25,221	6,26,552	4,70,745	1,62,312	2,11,637
" Bombay	304,232	1,562,327	1,221,247	1,223,614	1,661,424	14,56,322	24,16,022	19,64,048	13,22,024	22,21,241
" Sind	12,767	6,521	54,225	27,547	120,231	30,122	21,722	1,41,322	2,22,522	2,61,272
" Madras	4,427	2,722	22	2,427	4,622	7,222	6,722	122	2,722	2,222
" Burma	110,222	52,222	120,172	127,222	122,222	2,22,222	1,21,127	2,21,222	2,22,222	2,22,222
TOTAL	1,174,174	2,026,224	1,770,159	1,600,562	2,122,221	20,57,220	22,60,222	22,62,110	24,52,224	28,22,722
Silk piecegoods (III. S)—	Yards	Yards	Yards	Yards	Yards					
United Kingdom	122,212	22,272	102,222	102,222	142,222	4,22,222	2,22,222	2,72,222	2,22,222	2,22,222
Mesopotamia	5,422	1,122	2,222	122	2,222	10,222	2,222	2,222	222	2,222
Bahrain Islands	522	22	1,222	22
Ceylon	2,427	2,422	2,222	2,222	6,222	7,422	7,222	2,222	2,222	12,422
Straits Settlements (including Labuan)	10,772	27,212	22,222	12,272	21,421	12,422	22,427	22,212	22,127	22,222
Hongkong	2,021,272	407,222	272,222	600,222	622,222	22,41,222	2,22,222	11,12,222	2,22,222	2,22,222
Natal	427	222	622	222	222	1,222
Kenya Colony	..	122	222	222	1,422	..	222	2,222	1,222	2,222
Mauritius and Dependencies	1,222	..	122	..	22	2,222	..	122	..	22
Other British Possessions	42	172	42	222	222	222	222	112	222	1,422
TOTAL BRITISH EMPIRE	2,210,212	521,722	222,222	712,110	222,272	22,22,222	12,42,222	12,22,222	11,22,122	11,22,222
Germany	22,222	22,222	42,212	22,222	2,222	22,222	22,222	1,21,222	22,222	22,222
Netherlands	..	2,222	122	1,222	222	..	2,222	222	222	2,222
Belgium	122	2,222	2,222	22,222	12,222	2,222	12,222	10,212	22,222	12,222
France	42,222	22,222	22,222	22,222	21,222	1,41,222	1,72,122	1,22,222	2,22,222	2,22,222
Switzerland	2,222	14,122	14,222	22,222	22,122	21,122	22,222	22,222	22,222	1,22,222
Italy	27,222	1,222	22,222	2,222	17,222	27,222	2,222	21,222	2,222	12,422
Austria	22	122	122	122	1,222	222
Czechoslovakia	122	..	22	1,222	..	222
Masaka Territory and Trucial Oman	..	42	122	2,222	222	..	22	222	2,422	222
Siam	122	2	22	22,222	12,222	122	12	122	22,222	47,122
China (exclusive of Hongkong and Masaka)	2,272,222	2,222,222	2,222,222	2,222,222	2,222,222	21,10,222	22,22,222	22,22,222	22,22,222	1,22,22,222
Japan	2,222,222	2,222,222	2,222,222	2,222,222	2,222,222	2,22,222	2,22,222	2,22,222	2,22,222	2,22,222
United States of America—Vid Atlantic Coast	1,422	12	112	1,422	1,222	2,212	22	22	1,422	212
Other Foreign Countries	212	122	212	222	222	222	222	222	222	1,122
TOTAL FOREIGN COUNTRIES	12,121,222	12,222,222	12,222,222	12,222,222	12,122,222	1,22,22,222	2,17,14,222	2,17,42,222	2,22,22,222	2,21,42,222
Share of Bengal	172,222	122,222	271,222	472,222	212,222	2,42,222	4,22,222	6,41,222	2,22,222	2,12,222
" Bombay	10,222,222	11,112,222	11,222,222	12,222,222	14,222,222	1,72,22,222	1,22,22,222	1,72,22,222	1,22,22,222	1,22,22,222
" Sind	222,222	122,222	222,222	122,172	22,222	4,22,222	2,22,222	2,12,222	1,22,222	1,22,222
" Madras	22,222	27,222	22,222	22,222	27,222	22,222	1,22,222	22,222	22,222	22,222
" Burma	2,222,222	2,222,222	2,222,222	2,222,222	2,222,222	41,72,222	21,42,122	44,42,222	22,22,222	22,22,222
TOTAL	14,221,111	14,222,222	12,122,122	12,222,222	12,222,222	2,22,22,222	2,22,22,222	2,22,22,222	2,11,22,222	2,42,22,222
Thread for sewing (III. S)—	Lbs.	Lbs.	Lbs.	Lbs.	Lbs.					
United Kingdom	2,222	2,222	2,122	10,722	7,222	71,272	22,222	22,422	1,27,222	1,22,122
Hongkong	222	112	22	222	12	4,272	1,212	1,222	1,222	22
Other British Possessions	1	..	22	22	22	22	22	22	1,222	22
TOTAL BRITISH EMPIRE	2,222	2,222	2,222	11,272	7,222	75,772	22,222	22,222	1,22,222	1,22,222
Germany	22	122	22	22	211	2,222	1,222	1,222	222	22
France	22	122	22	122	2,222	222	222	22	222	12,222
Italy	2,222	2,222	4,222	222	2,222	21,222	21,222	22,222	222	22,222
China (exclusive of Hongkong and Masaka)	122	222	222	22	22	4,122	2,222	2,222	1,222	22

ARTICLES, AND COUNTRIES OF CONSIGNMENT; ALSO SHARE OF EACH PROVINCE	QUANTITY					VALUE				
	1922-23	1923-24	1924-25	1925-26	1926-27	1922-23	1923-24	1924-25	1925-26	1926-27
Textiles—continued										
Silk—continued										
Manufactures—continued										
Thread for sewing (III. S.)—continued										
	Lbs.	Lbs.	Lbs.	Lbs.	Lbs.	R	R	R	R	R
Japan	1,957	216	754	4,561	4,653	11,543	6,595	7,180	96,125	95,536
Other Foreign Countries	4	31	53	..	3	40	485	487	..
TOTAL FOREIGN COUNTRIES	4,654	7,608	5,391	5,294	12,086	70,415	46,507	41,842	99,885	1,40,193
Share of Bengal	5,024	7,634	6,047	6,045	5,101	76,389	47,362	42,977	1,06,005	1,06,000
" Bombay	2,769	3,368	3,366	2,834	4,758	57,640	57,431	56,877	1,01,297	69,238
" Sind	163	128	822	1,829	9,320	5,418	4,450	19,892	23,010	66,328
" Madras	10	32	110	61	142	623	976	2,600	1,910	2,300
" Burma	293	224	267	297	65	5,622	4,203	4,587	7,612	1,217
TOTAL	8,259	11,376	10,602	10,866	19,386	1,46,192	1,14,422	1,26,933	2,30,834	2,45,708
Other sorts (III. S.)—	Lbs.	Lbs.	Lbs.	Lbs.	Lbs.					
United Kingdom	9,684	19,604	9,628	17,616	8,813	1,33,317	1,52,631	1,19,734	1,11,123	67,844
Mesopotamia	122	129	..	7,082	111	2,875	640	..	3,062	2,150
Ceylon	50	44	17	7,637	149	1,023	235	240	4,959	2,447
Straits Settlements (including Labuan)	233	128	85	36	1,132	3,411	2,179	2,354	473	4,998
Hongkong	1,463	4,914	165	2,785	1,225	31,378	44,513	4,710	12,534	9,216
Other British Possessions	32	..	11	78	68	134	..	35	160	970
TOTAL BRITISH EMPIRE	11,584	24,814	9,926	35,174	11,498	1,72,638	2,00,198	1,27,078	1,32,316	87,620
Germany	713	1,373	3,938	6,955	6,772	3,197	20,019	21,364	37,539	20,637
Netherlands	3	16	316	..	7	15	600	7,731	1	90
Belgium	412	26	256	4	7,134	3,031	190	2,363	31	13,805
France	952	1,601	6,307	13,030	1,319	5,114	10,294	27,797	54,661	22,647
Italy	35	1,239	9,761	7,162	15,419	250	4,468	32,511	23,327	29,314
Switzerland	1,235	9,710	13,155	12,167	12,727	4,808	73,901	70,013	54,675	35,529
Austria	4	200	2	120	7	100	1,261	59	661	93
Turkey, European	260	1,612
Persia	361	25	72	90	..	10,270	267	1,300	1,900	..
China (exclusive of Hongkong and Macao)	793	3,311	3,032	5,861	3,943	13,295	26,439	52,139	57,663	50,995
Japan	3,037	5,643	17,563	11,224	5,399	1,19,106	65,715	95,989	64,271	53,444
United States of America—										
Via Atlantic Coast	3,990	9,263	3,673	10,312	13,266	2,11,112	2,01,846	1,94,756	2,09,863	2,39,863
" Pacific "	3	..	1	5	..	98	..	4	77	..
Other Foreign Countries	222	25	3	96	6	760	143	66	600	123
TOTAL FOREIGN COUNTRIES	21,815	32,937	63,407	67,026	66,004	3,31,156	4,05,148	5,08,189	5,05,269	4,75,535
Share of Bengal	15,604	17,339	30,225	24,125	13,365	2,42,703	2,11,005	2,19,306	1,31,713	1,61,095
" Bombay	11,325	33,306	32,423	65,211	41,752	1,42,205	2,56,007	2,22,947	2,31,363	2,33,531
" Sind	1,435	1,336	4,367	4,975	12,437	35,599	31,459	74,572	78,851	94,427
" Madras	2,398	1,984	2,042	2,215	1,516	72,426	60,446	45,356	35,809	27,864
" Burma	2,219	2,706	4,276	5,574	2,732	60,361	56,423	73,031	49,344	41,213
TOTAL	33,899	57,751	73,333	1,02,200	77,502	5,53,794	6,05,346	6,35,262	6,37,535	5,63,155
Total value of Silk Manufactures (including Silk Farm, etc.)—										
United Kingdom	—	—	—	—	—	11,07,574	13,90,046	13,48,940	9,79,270	8,66,762
Gibraltar	—	—	—	—	—	..	20	..	375	1,581
Bahrain Island	—	—	—	—	—	9	1,127	63
Mesopotamia	—	—	—	—	—	13,946	3,122	2,633	3,609	3,632
Ceylon	—	—	—	—	—	3,473	7,533	9,671	16,763	17,137
Straits Settlements (including Labuan)	—	—	—	—	—	26,300	70,061	91,736	30,877	33,866
Hongkong	—	—	—	—	—	37,22,309	3,93,010	12,03,552	3,71,922	3,60,090
Natal	—	—	—	—	—	125	350	666	645	1,119
Mauritius and Dependencies	—	—	—	—	—	3,300	..	130	..	60
Kenya Colony	—	—	—	—	—	..	396	2,330	2,035	3,245
Other British Possessions	—	—	—	—	—	225	130	116	185	934
TOTAL BRITISH EMPIRE	—	—	—	—	—	48,33,261	23,44,713	26,64,769	19,06,653	17,93,459

No. 13—continued

ARTICLES, AND COUNTRIES OF CONSIGNMENT; ALSO SHARE OF EACH PROVINCE	QUANTITY					VALUE				
	1922-23	1923-24	1924-25	1925-26	1926-27	1922-23	1923-24	1924-25	1925-26	1926-27
						R	R	R	R	R
Textiles—continued										
<i>Silk—continued</i>										
<i>Manufactures—continued</i>										
<i>Total value of Silk Manu- factures (including Silk Yarn, etc.)—continued</i>										
Germany	—	—	—	—	—	5,36,099	6,87,679	10,05,694	5,74,123	8,10,487
Netherlands	—	—	—	—	—	15	36,749	27,188	42,545	50,273
Belgium	—	—	—	—	—	12,471	36,289	94,318	54,108	1,02,093
France	—	—	—	—	—	10,12,824	16,11,943	9,28,085	8,23,297	12,22,124
Portugal	—	—	—	—	—	..	84,912
Switzerland	—	—	—	—	—	1,07,227	2,97,539	11,42,456	7,74,155	15,07,497
Italy	—	—	—	—	—	23,07,919	39,79,785	59,13,206	11,55,454	24,71,929
Austria	—	—	—	—	—	242	5,981	10,898	691	2,082
Czechoslovakia	—	—	—	—	—	1,220	..	13,899	2,501	7,218
Turkey, European Market Territory and Traci- al Oman	—	—	—	—	—	200	..	2,337	266	..
Persia	—	—	—	—	—	..	170	226	2,400	669
Siam	—	—	—	—	—	12,634	442	1,950	2,040	170
China (exclusive of Hongkong and Macao)	—	—	—	—	—	112	12	168	22,516	47,166
Japan	—	—	—	—	—	63,25,778	1,02,70,141	84,15,759	94,67,816	1,22,97,813
Egypt†	—	—	—	—	—	1,62,23,868	1,39,08,107	1,76,86,020	1,29,45,420	1,37,5,320
United States of America— Via Atlantic Coast	—	—	—	—	—
" Pacific "	—	—	—	—	—	2,13,516	2,01,925	2,04,480	2,14,034	2,50,900
Other Foreign Countries	—	—	—	—	—	98	..	4	77	..
TOTAL FOREIGN COUNTRIES	—	—	—	—	—	922	240	590	683	475
Share of Bengal	—	—	—	—	—	22,22,437	16,70,824	16,12,842	15,22,831	18,13,406
" Bombay	—	—	—	—	—	2,51,22,965	2,84,12,365	2,00,69,206	2,21,74,607	2,64,44,050
" Sind	—	—	—	—	—	5,64,346	3,99,971	5,05,216	4,75,131	7,82,911
" Madras	—	—	—	—	—	1,64,165	2,96,422	1,21,942	1,16,197	1,00,899
" Burma	—	—	—	—	—	45,02,872	32,22,577	48,19,120	32,02,287	32,07,512
TOTAL	—	—	—	—	—	3,16,54,472	3,40,10,906	3,71,10,455	3,20,29,922	3,45,00,584
Total value of Silk, Raw and Manufactures	—	—	—	—	—	4,76,87,117	4,62,16,605	4,92,14,708	3,74,69,903	4,59,70,809
Wool— Raw (X. P)*—	Lbs.	Lbs.	Lbs.	Lbs.	Lbs.					
United Kingdom	59,022	1,696,997	2,159,128	1,185,246	1,484,295	90,723	19,18,624	22,27,853	17,27,804	20,10,204
Mesopotamia	35,220	127,120	140,112	22,112	482,007	12,590	1,06,989	72,890	14,451	2,57,217
Bahrain Islands	15,804	8,400	12,780	23,630	27,864	6,120	2,800	5,850	10,000	18,140
Ceylon	14	9,171	35	6,251
Cape of Good Hope	11,791	..	4,822	8,504	..	5,965
Natal	39	..	1,930	..	23	75	..	5,172	..	20
Western Australia	114,246	291,166	94,740	2,92,076
South Australia (including Northern Territory)	348,320	798,964	1,439	4,05,908	6,27,922	5,012
Victoria	455,663	740,104	1,211,728	614,417	242,223	2,97,141	7,66,250	15,22,599	2,57,078	1,99,719
Tasmania	16,552	17,219	..
New South Wales	75,963	29,862	1,268	122,664	..	62,422	41,222	1,625	1,02,015
Australian Commonwealth (Total)	802,922	1,729,297	1,824,264	632,337	365,497	3,08,049	16,11,511	19,22,022	3,75,021	3,01,134
New Zealand	1,008	..	2,192,600	226	..	12,22,508
Other British Possessions	560	..	450	..	1,244	400	..	464	..	400
TOTAL BRITISH EMPIRE	927,616	2,571,085	6,152,042	1,862,225	2,351,120	9,21,732	25,42,155	65,29,717	26,28,221	21,87,215
Germany	120	2,707	642	11,864
Belgium	12,992	14,552
Market Territory and Traci- al Oman	31,892	25,424	56,756	114,772	42,776	10,447	7,667	19,225	47,796	15,900
Other Native States in Arabia	271,248	424,643	294,520	203,424	272,252	95,702	122,400	82,230	98,560	62,550
Persia	609,184	801,557	1,712,720	2,770,217	2,262,262	2,76,746	359,514	11,96,274	15,49,902	9,04,580
China (exclusive of Hong- kong and Macao)	15,920	15,744
Other Foreign Countries	508	450	..
TOTAL FOREIGN COUNTRIES	912,224	1,267,549	2,066,056	3,039,701	2,605,099	2,82,897	5,12,685	12,02,789	16,97,271	10,10,755

† Shows as a Foreign Country from 1923-24.

* Free of duty

GENERAL IMPORTS

No. 13—continued

ARTICLES, AND COUNTRIES OF CONSIGNMENT; ALSO SHARE OF EACH PROVINCE	QUANTITY					VALUE				
	1922-23	1923-24	1924-25	1925-26	1926-27	1922-23	1923-24	1924-25	1925-26	1926-27
Textiles—continued						₹	₹	₹	₹	₹
Wool—continued										
<i>Raw (II. P)—continued</i>	Lbs.	Lbs.	Lbs.	Lbs.	Lbs.					
Share of Bengal	196,547	1,764,076	4,202,568	275,698	422,232	5,27,299	17,50,119	33,96,224	4,74,713	4,49,251
" Bombay	1,261,103	2,466,423	3,506,779	4,223,922	4,145,752	6,54,601	19,46,224	36,13,706	37,07,652	25,30,632
" Sind	332,080	607,230	603,751	335,236	385,635	1,22,509	3,53,437	3,22,676	1,52,639	2,06,518
" Madras	210	220
" Burma	120	2,601	648	11,419
TOTAL	1,839,940	4,838,634	8,218,098	4,953,026	4,956,219	13,04,629	40,54,840	73,92,506	43,35,602	81,98,070
Yarn and knitting wool (III. T)—	Lbs.	Lbs.	Lbs.	Lbs.	Lbs.					
United Kingdom	212,842	386,794	523,801	475,705	568,261	6,61,123	9,29,183	12,68,451	11,92,642	11,74,608
Other British Possessions	889	8	4	16	..	936	84	20	138
TOTAL BRITISH EMPIRE	212,842	387,683	523,809	475,709	568,277	6,61,123	9,30,119	12,68,485	11,92,662	11,74,746
Russia—										
Southern Russia	7,200	44,099
Poland (including Dantzig)	5,918	5,079	3,311	32,657	36,025	31,373	13,242	19,676	1,45,634	1,44,344
Denmark	6,545	38,865
Germany	275,438	265,192	303,834	401,312	307,930	16,30,769	12,67,598	15,67,580	18,21,993	12,23,902
Netherlands	1,201	5,830	702	3,352	944	4,008	12,460	2,280	20,074	1,149
Belgium	10,458	17,413	3,784	6,171	12,726	50,011	52,268	17,128	25,656	26,028
Luxemburg	1,636	9,045
France	8,920	5,511	39,114	71,397	77,553	43,945	12,823	1,15,646	1,97,873	1,54,969
Switzerland	121	102	499	1,762	4,853	683	832	4,336	8,025	13,537
Italy	2,895	354	800	6,377	..	15,602	2,014	2,939	12,797
Austria	1,500	1,792	2,355	2,290	..	6,422	10,325	14,452	9,381
Czechoslovakia	1,100	1,500	..	9,964	21,751	6,949	9,706	..	28,250	47,402
Persia	54	376	..	239	1,200
China (exclusive of Hongkong and Macao)	2	..	687	25,141	..	8	..	5,537	1,91,447	..
Japan	2	1,160	1,684	5	3,291	7,724
United States of America— Via Atlantic Coast	3	9	30	12	123	66	132	456	36	1,096
TOTAL FOREIGN COUNTRIES	316,968	306,771	359,109	562,083	471,737	13,51,431	14,05,574	17,45,045	24,64,670	16,49,369
<i>Share of Bengal</i>	<i>133,021</i>	<i>205,161</i>	<i>222,722</i>	<i>339,440</i>	<i>238,493</i>	<i>4,11,890</i>	<i>4,62,618</i>	<i>5,76,309</i>	<i>7,75,300</i>	<i>7,01,185</i>
" Bombay	<i>96,352</i>	<i>195,967</i>	<i>305,459</i>	<i>238,563</i>	<i>274,061</i>	<i>5,06,865</i>	<i>6,63,556</i>	<i>9,00,600</i>	<i>3,30,733</i>	<i>6,79,332</i>
" Sind	<i>237,416</i>	<i>218,268</i>	<i>246,923</i>	<i>336,629</i>	<i>362,305</i>	<i>13,10,003</i>	<i>3,97,806</i>	<i>10,30,078</i>	<i>14,76,856</i>	<i>10,42,926</i>
" Madras	<i>18,227</i>	<i>22,895</i>	<i>23,036</i>	<i>34,618</i>	<i>23,239</i>	<i>73,743</i>	<i>38,067</i>	<i>1,00,703</i>	<i>1,17,532</i>	<i>1,04,224</i>
" Burma	<i>44,094</i>	<i>51,663</i>	<i>79,778</i>	<i>98,442</i>	<i>76,356</i>	<i>2,09,153</i>	<i>2,33,648</i>	<i>2,36,340</i>	<i>3,97,311</i>	<i>2,95,238</i>
TOTAL	529,810	693,934	882,918	1,037,892	1,040,014	25,12,554	23,35,693	30,33,530	36,57,332	28,24,115
Manufactures—										
Blankets (III. T)—	Lbs.	Lbs.	Lbs.	Lbs.	Lbs.					
United Kingdom	101,307	486,651	804,714	860,305	539,836	1,78,968	3,91,530	5,33,291	6,29,243	4,32,530
Ceylon	674	500	1,497	347	305	1,005	1,484	886	734	656
Straits Settlements (including Labuan)	1,282	972	668	1,433	1,047	1,218	1,748	1,626	6,254	2,487
Hongkong	7,354	4,984	4,882	6,754	2,900	24,639	17,852	16,301	20,857	3,502
Natal	20	10	50	13,501	..	75	50	150	7,316
Other British Possessions	212	1,116	24	173	636	618	726	60	325	760
TOTAL BRITISH EMPIRE	111,329	494,303	811,795	869,062	558,225	2,06,448	4,13,465	5,52,214	6,57,568	4,52,301
Germany	6,590	33,376	55,055	356,538	563,118	21,042	58,196	63,537	2,57,373	3,29,376
Netherlands	12,188	63,400	2,469	7,129	33,063	4,638
Belgium	6	451	9,929	9,050	21,969	25	304	7,740	11,638	14,612
France	1,661	45,483	32,019	75,532	98,036	3,306	35,666	37,462	32,245	60,447
Switzerland	321	..	4	56	..	1,270	..	5	220	..
Italy	25	3,250	14,792	76,930	172,333	81	12,670	23,399	1,55,356	2,23,624
Austria	1,300	135	137	2,562	640	378	..

* Free of duty.

No. 18—continued

ARTICLES, AND COUNTRIES OF CONSIGNMENT; ALSO SHARE OF EACH PROVINCE	QUANTITY					VALUE				
	1922-23	1923-24	1924-25	1925-26	1926-27	1922-23	1923-24	1924-25	1925-26	1926-27
Textiles—continued						R	R	R	R	R
Wool—continued										
Manufactures—continued										
Blankets (III. T)—continued	Lbs.	Lbs.	Lbs.	Lbs.	Lbs.					
Czechoslovakia	—	125	1,325	1,172	4,026	—	212	2,021	2,799	2,009
Italian East Africa (Somaliland and British)	500	338	373	156	..	255	400	1,126	122
United States of America—										
Via Atlantic Coast	871	213	298	902	632	4,213	684	738	2,406	1,258
" Pacific "	8	15
Other Foreign Countries	1,732	320	358	224	84	938	870	603	645	164
TOTAL FOREIGN COUNTRIES	11,206	90,623	126,439	579,364	862,672	31,375	1,08,036	1,44,689	5,14,686	6,41,147
Share of Bengal	52,305	152,608	258,123	313,577	713,379	66,110	1,40,732	1,91,833	4,04,192	4,76,026
" Bombay	20,380	210,636	306,355	281,390	155,021	53,292	1,76,201	2,09,469	2,63,924	1,71,239
" Sind	11,290	170,587	276,321	307,334	277,652	19,273	1,01,550	1,86,612	2,32,022	2,94,423
" Madras	2,342	18,366	11,360	34,434	40,642	6,730	21,667	16,368	21,294	32,237
" Burma	35,218	32,759	76,686	116,601	205,009	21,212	21,901	64,601	1,14,276	1,72,368
TOTAL	122,535	584,926	939,224	1,448,426	1,421,103	2,37,823	5,21,501	6,96,908	11,72,456	10,92,446
Brands (III. T)—	Lbs.	Lbs.	Lbs.	Lbs.	Lbs.					
United Kingdom	3,744	8,024	4,208	4,398	1,430	16,197	27,224	19,602	19,900	6,248
Germany	1,302	2,520	2,325	7,059	7,349	5,243	10,547	8,819	29,792	24,566
Netherlands	259	1,440	1,738	902	1,086	1,235	3,572	4,685	4,109	5,172
Belgium	366	120	262	2,555	598	1,207
France	250	574	55	792	1,563	115	..
Switzerland	813	2,523
Italy	723	836	..	434	100	3,923	2,081	..	2,021	1,219
Austria	448	112	1,701	875
Czechoslovakia	1,050	243	1,872	492	..	4,053	627	11,494	2,442
Japan	200	100
TOTAL FOREIGN COUNTRIES	2,650	6,664	5,705	10,982	9,679	14,011	22,644	19,671	47,621	24,606
Share of Bengal	1,256	4,831	3,064	5,744	4,286	5,520	19,721	11,417	26,275	14,002
" Bombay	1,655	1,915	127	221	614	7,745	2,400	853	1,724	1,517
" Sind	2,183	5,000	3,246	6,861	4,413	2,804	20,205	18,394	28,023	19,220
" Madras	366	1,123	2,808	2,379	1,659	2,558	6,252	11,112	11,902	6,239
" Burma	934	2,719	689	170	2	5,584	13,226	2,277	1,493	31
TOTAL	6,394	14,688	9,918	15,278	11,009	30,208	60,968	29,268	67,521	40,749
Carpets and rugs (III. T)—	Lbs.	Lbs.	Lbs.	Lbs.	Lbs.					
United Kingdom	138,395	201,491	335,858	484,960	330,002	4,28,132	6,26,575	9,50,222	18,42,646	10,77,188
Gibraltar	35	10	243	116	735	434	20	2,814	430	810
Aden and Dependencies	890	107	80	23	28	3,140	100	300	115	42
Mesopotamia	25,936	9,457	9,457	6,428	10,220	72,852	22,295	24,066	20,212	22,994
Rahr'in Islands	207	453	1,544	322	755	665	940	2,905	825	1,870
Ceylon	1,857	770	2,420	5,530	1,557	2,106	2,222	6,889	4,629	2,732
Straits Settlements (including Labuan)	1,655	4,705	2,665	4,643	1,265	2,267	17,040	4,977	8,976	2,402
Hongkong	125	371	593	106	26	729	1,724	2,040	420	22
Egypt*	26	60
Natal	201	535	5	..	70	580	1,545	15	..	165
Kenya Colony	390	162	23	23	177	1,535	527	104	108	644
Western Australia	10	40
New South Wales	213	15	345	4,242	50	1,115
Victoria	41	10	..	100	69
Australian Commonwealth (Total)	313	41	10	15	355	4,242	100	40	60	1,185
New Zealand	250	1,422
Other British Possessions	35	214	243	226	404	80	926	402	819	848
TOTAL BRITISH EMPIRE	162,945	212,221	355,070	502,502	345,595	5,17,041	6,84,928	10,22,726	18,20,151	11,17,924

* Shown as a Foreign Country from 1922-24.

GENERAL IMPORTS

No. 13—continued

ARTICLES, AND COUNTRIES OF CONSIGNMENT; ALSO SHARE OF EACH PROVINCE	QUANTITY					VALUE				
	1922-23	1923-24	1924-25	1925-26	1926-27	1922-23	1923-24	1924-25	1925-26	1926-27
Textiles—continued						R	R	R	R	R
Wool—continued										
Manufactures—continued										
Carpets and rugs (III. T)—continued	Lbs.	Lbs.	Lbs.	Lbs.	Lbs.					
Germany	803	2,631	11,777	59,111	62,951	2,843	17,390	40,970	1,17,485	2,07,111
Netherlands	507	..	145	..	455	390	..	270	..	2,444
Belgium	1,146	737	606	625	2,543	7,393	1,386	1,090	3,795	3,544
France	8,212	2,525	4,031	41,312	16,615	51,703	6,283	14,700	32,320	31,711
Switzerland	235	..	812	539	..	198	..	1,344	1,911
Italy	12,012	106,135	211,965	707,845	1,350,715	27,903	1,91,377	4,14,241	11,47,461	21,62,533
Austria	89	424	219	416	66	150	1,379	752	758	1,011
Czechoslovakia	1,046	1,171	4,863	4,076	..	14,850	3,253	12,129	6,711
Turkey, European	1,043	7,160	..
Mascat Territory and Trucial Oman	2,137	1,013	351	976	379	4,985	1,977	1,000	2,285	1,931
Other Native States in Arabia	352	122	265	75	130	1,010	410	823	215	131
Persia	103,214	41,292	34,734	66,934	99,430	3,02,211	1,12,295	1,07,051	2,09,670	2,82,271
China (exclusive of Hong-kong and Macao)	665	172	433	1,473	4,893	3,011	636	1,594	6,838	9,731
Japan	81	1,099	127	295	2,160	330	2,354	694	982	3,341
Egypt	—	739	249	84	1,481	—	5,612	1,231	465	6,110
United States of America—										
Via Atlantic Coast	4,478	835	2,493	1,317	1,548	30,542	34,399	13,831	3,727	4,031
" Pacific "	5	17
Other Foreign Countries	353	195	100	390	177	638	430	270	737	481
TOTAL FOREIGN COUNTRIES	134,049	159,350	263,671	878,571	1,548,300	4,33,109	3,91,466	6,02,287	15,97,841	27,44,441
Share of Bengal	30,305	48,482	96,234	241,863	386,124	1,32,667	1,36,467	2,21,233	4,53,554	6,66,821
" Bombay	178,643	137,478	184,773	356,468	665,552	5,70,908	4,84,900	5,66,445	9,39,088	12,30,661
" Sind	26,551	29,060	103,902	295,103	374,803	31,401	92,096	3,03,397	6,73,324	8,08,141
" Madras	6,104	7,292	13,930	19,685	17,702	16,533	20,116	32,980	39,669	42,791
" Burma	57,406	155,379	224,352	469,033	551,274	1,43,536	3,43,525	6,11,433	8,72,457	19,63,981
TOTAL	304,014	377,671	623,741	1,331,073	1,894,455	9,50,150	10,56,394	16,41,023	29,77,992	38,62,431
Hosiery (III. T)—	Lbs.	Lbs.	Lbs.	Lbs.	Lbs.					
United Kingdom	112,988	171,872	249,919	343,303	322,180	8,15,953	10,54,131	12,41,243	19,31,844	16,98,011
Mesopotamia	110	..	372	656	..	1,321
Straits Settlements (including Labuan)	218	2	..	1	2	1,782	36	..	40	1,011
Hongkong	304	112	229	500	3,908	1,243	552	1,263	2,160	14,461
Other British Possessions	109	5	20	47	295	706	51	100	299	1,261
TOTAL BRITISH EMPIRE	113,619	171,991	250,278	343,848	328,757	8,19,634	10,54,820	12,43,262	19,34,843	17,15,072
Germany	6,156	3,614	12,869	11,043	7,516	23,585	14,904	40,504	67,013	51,634
France	853	863	1,431	931	..	2,215	10,038	12,637	5,701
Switzerland	1,197	480	8,045	4,283	666	10,470	3,708	25,040	27,625	6,073
Italy	19	15	1,372	641	17,863	128	85	1,631	2,335	32,681
Persia	2	644	..	5	2,161
China (exclusive of Hong-kong and Macao)	1	102	750	24	..	3	334	14,193	166
Japan	545	816	629	7,057	4,074	1,352	3,059	3,378	43,104	24,294
United States of America—										
Via Atlantic Coast	796	246	426	868	1,237	6,045	2,399	3,059	5,905	9,620
" Pacific "	3	2	17	15
Other Foreign Countries	1	13	320	117	20	3	64	1,164	533	781
TOTAL FOREIGN COUNTRIES	8,717	6,046	10,231	26,220	32,977	46,100	26,440	85,343	1,73,365	1,32,326
Share of Bengal	20,351	41,439	35,752	97,964	73,799	1,50,733	2,37,610	2,19,715	5,78,254	4,16,557
" Bombay	46,736	47,402	139,168	126,069	36,236	3,34,430	2,70,927	3,91,337	6,51,509	4,12,716
" Sind	10,399	24,353	60,005	80,375	103,370	63,469	1,52,450	3,07,753	4,36,392	3,60,334
" Madras	5,123	5,404	2,727	3,223	4,729	26,227	30,752	22,130	59,661	32,474
" Burma	39,722	59,339	32,367	57,437	37,401	3,37,370	3,39,671	1,37,625	3,90,392	4,35,317
TOTAL	122,336	178,037	270,509	370,068	359,734	3,67,784	10,31,200	13,28,619	21,07,706	18,47,393

† Shown as a Foreign Country from 1923-24.

No. 13—continued

ARTICLES, AND COUNTRIES OF CONSIGNMENT; ALSO SHARE OF EACH PROVINCE	QUANTITY					VALUE				
	1922-23	1923-24	1924-25	1925-26	1926-27	1922-23	1923-24	1924-25	1925-26	1926-27
Textiles—continued										
Wool—continued										
Manufactures—continued										
Piece goods (III. T)—	Yards	Yards	Yards	Yards	Yards					
United Kingdom	1,781,188	3,948,482	6,015,400	5,351,622	5,932,568	67,19,005	1,02,56,206	1,56,69,945	1,50,25,779	1,42,51,586
Mesopotamia	89	2,924	4,401	4,654	947	315	5,085	19,567	7,047	1,524
Ceylon	669	2,759	1,073	1,960	2,324	1,714	7,129	2,713	4,913	6,163
Straits Settlements (including Labuan)	811	16,157	11,203	10,366	1,491	1,514	23,841	24,471	5,065	3,373
Hongkong	567	423	323	4,257	347	955	693	1,508	19,962	1,102
Egypt†	6	—	—	—	—	8	—	—	—	—
Natal	356	311	1,262	1,066	..	1,160	671	2,744	2,066
Kenya Colony	296	3,073	1,832	1,150	..	1,117	6,325	3,900	2,425
Victoria	494	1,492	..
Australian Commonwealth (Total)	494	1,492	..
Other British Possessions	14	206	422	427	121	47	755	1,209	1,427	855
TOTAL BRITISH EMPIRE	1,783,339	3,971,608	6,036,211	5,306,854	5,990,094	67,20,363	1,02,95,976	1,57,15,909	1,50,70,908	1,42,03,573
Poland	950	4,247
Denmark	11,948	25,489
Germany	362,666	827,678	1,036,329	978,368	1,393,087	8,33,603	20,40,319	24,37,893	23,70,232	20,01,504
Netherlands	89,770	106,469	165,416	154,742	172,748	1,71,124	4,46,664	6,42,109	5,70,575	6,25,065
Belgium	273,960	629,431	511,216	1,252,621	726,863	8,25,782	11,84,314	11,92,300	22,61,942	14,19,023
France	243,372	744,943	1,327,919	1,902,389	2,237,092	6,60,119	14,68,400	25,64,120	35,07,414	20,84,873
Switzerland	29,520	92,814	45,938	35,313	42,229	42,645	2,07,832	72,414	48,514	54,177
Italy	73,232	620,976	1,678,126	2,853,900	3,575,199	1,39,813	7,54,916	21,62,486	32,31,129	25,37,001
Austria	1,011	2,069	3,330	3,467	4,822	5,080	10,724	21,268	29,122	18,448
Czechoslovakia	20,984	24,084	11,368	14,704	41,609	24,913	42,317	52,935	72,200	1,20,454
Turkey, European	8	..	1,760	3,251	..	25	..	7,724	10,971	..
Persia	682	10	200	48	85	1,225	20	600	95	772
Hiam	1,255	2,000
China (exclusive of Hongkong and Macao)	38	10	18	3,714	..	175	30	122	5,585
Japan	517,922	532,292	1,047,637	2,061,368	1,330,361	7,42,851	7,18,276	11,02,514	19,90,781	9,07,775
Egypt†	507	257	582	1,228	..	2,210	1,590	2,820	3,222
United States of America—										
Via Atlantic Coast	379	531	2,527	2,316	4,718	2,127	2,726	4,897	7,540	5,788
" Pacific "	14	46
Other Foreign Countries	285	61	102	629	162	1,038	215	200	1,404	303
TOTAL FOREIGN COUNTRIES	1,530,634	3,531,902	5,334,804	9,268,702	9,434,927	21,74,995	68,85,118	1,03,37,825	1,41,39,248	1,34,75,335
Share of Bengal	512,928	1,925,961	1,674,471	1,855,371	2,456,323	15,37,303	26,31,423	36,66,925	34,51,499	28,23,626
" Bombay	1,160,664	3,323,659	5,699,522	6,352,031	6,855,953	26,84,757	31,60,303	1,25,84,813	1,23,33,499	1,26,25,867
" Sind	706,775	1,941,063	2,521,451	3,770,163	3,326,332	13,05,061	40,71,178	51,33,419	67,44,963	59,86,893
" Madras	56,334	103,194	78,941	75,331	104,054	1,92,672	3,22,925	2,10,377	2,47,436	2,07,413
" Burma	337,272	1,084,622	1,326,629	3,516,555	3,182,719	26,94,560	25,24,205	44,98,266	64,39,267	51,71,013
TOTAL	3,863,973	7,553,505	11,871,016	14,575,556	15,425,021	66,95,852	1,77,81,094	2,60,74,725	2,92,16,778	2,77,44,406
Shawls (III. T)—	No.	No.	No.	No.	No.					
United Kingdom	12,784	49,832	168,467	171,098	172,805	79,941	2,29,723	7,02,873	5,02,469	6,66,147
Ceylon	46	538	62	151	..	247	3,728	410	521
Straits Settlements (including Labuan)	55	175	2,329	188	..	222	1,257	12,604	966
Kenya Colony	1	200	5	2,510	..
Other British Possessions	29	..	22	21	20	210	..	108	647	50
TOTAL BRITISH EMPIRE	12,813	49,733	169,203	173,710	173,154	80,151	2,30,257	7,98,668	6,18,640	6,67,973
Germany	91,757	124,054	175,566	224,201	260,754	2,74,672	7,72,570	12,46,960	15,43,523	18,37,016
Netherlands	1	..	492	7,259	9,919	1	..	2,206	25,226	44,962
Belgium	406	3,220	5,314	5,766	6,800	3,171	25,116	37,934	43,631	40,327
France	198	3,109	5,125	212,516	36,053	1,290	23,351	31,819	50,306	1,31,519
Switzerland	4,756	7,713	2,200	200	285	15,797	33,315	16,741	2,030	2,228
Italy	1	12,095	52,982	112,635	358,254	200	46,904	1,94,292	2,22,477	3,33,432

† Shown as a Foreign Country from 1923-24.

GENERAL IMPORTS

(542)

No. 13—continued

ARTICLES, AND COUNTRIES OF CONSIGNMENT; ALSO SHARE OF EACH PROVINCE	QUANTITY					VALUE				
	1922-23	1923-24	1924-25	1925-26	1926-27	1922-23	1923-24	1924-25	1925-26	1926-27
Textiles—continued										
Wool—continued										
Manufactures—continued										
Shawls (III. T)—continued	No.	No.	No.	No.	No.					
Austria	460	4,918
Czechoslovakia	650	1,370	1,340	3,348	957	6,567	12,237	15,479	26,374	7,557
Japan	1,080	2,390	30,810	3,009	6,555	28,752
United States of America—										
Via Atlantic Coast	1	1,001	..	21	4,127
Other Foreign Countries	4	..	4	28	..	178
TOTAL FOREIGN COUNTRIES	97,769	162,032	250,654	395,506	306,337	3,02,428	9,22,926	16,51,468	20,31,851	30,30,148
Share of Bengal	14,589	31,301	162,132	220,360	305,499	1,13,343	5,14,155	11,13,673	12,25,333	14,45,339
" Bombay	32,453	96,175	156,377	103,922	165,425	2,27,946	4,22,258	5,59,243	7,23,822	6,83,330
" Sind	5,514	30,777	37,701	31,760	33,176	25,122	1,59,198	2,79,769	4,94,324	5,03,052
" Madras	990	4,591	6,033	7,051	17,424	5,949	37,005	49,283	43,864	94,752
" Burma	2,031	3,451	57,609	142,123	406,976	5,214	21,569	1,45,161	3,62,643	9,73,545
TOTAL	110,532	211,765	419,857	570,215	979,491	3,82,579	11,54,133	24,50,134	28,50,491	36,98,121
Other sorts (III. T)—	Lbs.	Lbs.	Lbs.	Lbs.	Lbs.					
United Kingdom	130,721	170,046	176,916	113,490	125,653	2,46,933	3,37,970	2,96,860	1,69,126	1,77,530
Straits Settlements (including Labuan)	290	5	203	182	8	1,135	20	73	846	10
Other British Possessions	229	40	11	85	134	853	67	20	320	395
TOTAL BRITISH EMPIRE	131,240	170,091	177,130	113,757	125,795	2,48,926	3,38,057	2,96,962	1,70,301	1,77,935
Germany	7,794	11,029	23,638	41,195	31,218	17,246	42,014	55,706	77,099	63,107
Netherlands	5	..	2	..	3,752	30	..	5	..	11,458
Belgium	61	323	16	990	..	237	1,072	17	4,063
France	193	190	107	1,040	809	520
Italy	467	7,678	10,036	29,900	16,386	2,374	3,022	25,713	54,124	27,736
Czechoslovakia	1,323	3,704
Java	232	..	7	1,500	..	30
Japan	163	250	235	833	45,504	600	3,331	2,544	7,366	33,451
United States of America—										
Via Atlantic Coast	20,532	2,145	569	853	85	6,369	5,256	1,467	1,609	123
" Pacific	65	1,400
Other Foreign Countries	150	3	3	108	..	942	12	7	305
TOTAL FOREIGN COUNTRIES	29,456	21,503	34,868	72,799	99,973	30,559	60,611	86,340	1,40,222	1,49,527
Share of Bengal	17,433	3,530	19,676	64,069	37,315	51,634	33,492	40,203	64,262	56,935
" Bombay	77,303	112,306	32,360	56,591	73,307	1,34,733	2,21,699	1,95,226	1,03,549	1,33,047
" Sind	4,452	3,763	21,025	13,252	4,491	12,456	19,396	23,732	42,239	19,934
" Madras	7,663	10,929	6,973	6,743	4,312	22,297	43,675	25,025	21,052	15,638
" Burma	103,030	51,003	32,759	50,901	105,343	57,315	75,408	1,00,370	77,421	1,20,303
TOTAL	210,695	191,594	211,993	186,556	225,768	2,79,485	3,98,068	3,83,511	3,10,523	3,27,462
Total value of Woollen Manufactures (including Yarn and knitting wool)—										
United Kingdom	91,43,307	1,44,63,047	2,03,13,177	2,11,13,654	1,94,83,392
Gibraltar	434	30	3,314	430	310
Mesopotamia	73,537	38,416	54,361	23,355	31,336
Aden and Dependencies	3,257	973	320	773	390
Bahrain Islands	665	940	3,965	925	1,370
Ceylon	5,755	11,223	14,263	11,223	11,533
Straits Settlements (including Labuan)	8,371	42,967	32,404	37,390	10,233

No. 13—continued

ARTICLES, AND COUNTRIES OF CONSIGNMENT; ALSO SHARE OF EACH PROVINCE	QUANTITY					VALUE				
	1922-23	1923-24	1924-25	1925-26	1926-27	1922-23	1923-24	1924-25	1925-26	1926-27
Textiles—continued						R	R	R	R	R
Wool—concluded										
Manufactures—concluded										
Total value of Woollen Manufactures (including Yarn and knitting wool) —continued										
Hongkong	—	—	—	—	—	28,076	29,821	22,126	48,530	24,100
Egypt	—	—	—	—	—	68	—	—	—	—
Natal	—	—	—	—	—	580	2,830	736	2,950	9,546
Kenya Colony	—	—	—	—	—	1,535	1,794	7,034	6,819	2,269
Western Australia	—	—	—	—	—	230	..	694	..	58
Victoria	—	—	—	—	—	51	241	..	2,204	232
New South Wales	—	—	—	—	—	4,242	165	..	50	1,110
<i>Australian Commonwealth (Total)</i>	—	—	—	—	—	4,523	406	684	2,264	..
New Zealand	—	—	—	—	—	1,402
Other British Possessions	—	—	—	—	—	320	1,400	958	1,741	1,780
TOTAL BRITISH EMPIRE	—	—	—	—	—	92,70,428	1,45,84,946	2,09,54,626	2,12,50,470	1,05,80,827
Russia—										
Southern Russia	—	—	—	—	—	44,099
Poland (including Danzig)	—	—	—	—	—	31,373	18,242	19,876	1,48,686	1,49,091
Denmark	—	—	—	—	—	64,354
Germany	—	—	—	—	—	28,10,008	42,24,540	55,61,41-	62,80,613	87,83,671
Netherlands	—	—	—	—	—	1,76,898	4,62,997	6,65,691	6,72,145	6,95,166
Belgium	—	—	—	—	—	5,89,588	12,64,672	12,57,824	23,47,398	15,06,774
Luxemburg	—	—	—	—	—	..	9,045
France	—	—	—	—	—	7,62,503	15,50,434	27,75,831	37,65,010	41,19,736
Switzerland	—	—	—	—	—	76,865	2,51,408	1,24,122	87,756	77,987
Italy	—	—	—	—	—	1,74,027	10,32,557	23,14,576	50,69,842	60,00,025
Austria	—	—	—	—	—	5,233	27,711	23,916	54,710	28,070
Czechoslovakia	—	—	—	—	—	38,459	84,408	61,325	1,53,246	1,96,744
Turkey, European	—	—	—	—	—	25	..	2,239	18,131	..
Mascat Territory and Trucial Oman	—	—	—	—	—	5,681	2,214	1,000	1,326	1,380
Other Native States in Arabia	—	—	—	—	—	1,220	469	875	215	149
Form	—	—	—	—	—	2,02,545	1,12,610	1,07,651	2,09,765	2,86,400
Java	—	—	—	—	—	1,025	325	108	89	..
Flam	—	—	—	—	—	..	7	2,012	603	300
China (exclusive of Hong- kong and Macao)	—	—	—	—	—	4,065	1,194	8,109	2,19,180	16,091
Japan	—	—	—	—	—	7,45,133	7,27,080	12,02,144	20,57,102	11,00,509
Egypt†	—	—	—	—	—	—	7,847	2,821	2,315	10,033
Italian East Africa (Somal- land and Heliree)	—	—	—	—	—	—	255	400	1,125	122
United States of America— Via Atlantic Coast	—	—	—	—	—	49,362	46,107	28,998	21,319	26,051
.. Pacific	—	—	—	—	—	1,417	15	65	..	15
Other Foreign Countries	—	—	—	—	—	582	392	470	1,561	431
TOTAL FOREIGN COUNTRIES	—	—	—	—	—	59,56,008	98,24,515	1,46,92,893	2,11,10,306	2,12,57,305
Share of Bengal	—	—	—	—	—	24,54,310	42,71,268	60,40,322	69,79,689	74,02,690
.. Bombay	—	—	—	—	—	56,20,876	1,04,01,644	1,51,22,035	1,59,14,908	1,59,77,206
.. Sind	—	—	—	—	—	23,23,039	55,14,877	72,26,614	1,02,28,137	82,26,455
.. Madras	—	—	—	—	—	2,42,751	5,79,025	4,61,939	6,62,679	5,96,533
.. Burma	—	—	—	—	—	26,00,100	26,42,859	59,20,743	86,79,372	82,28,253
TOTAL	—	—	—	—	—	1,51,56,436	2,44,09,781	3,50,47,709	4,25,60,776	4,14,28,132
Total value of Wool and Woollens	—	—	—	—	—	1,84,51,065	2,24,84,601	4,35,41,215	4,65,96,373	4,46,26,202

† Shown as a Foreign Country from 1923-24.

GENERAL IMPORTS

(544)

No. 13—continued

ARTICLES, AND COUNTRIES OF CONSIGNMENT; ALSO SHARE OF EACH PROVINCE	QUANTITY					VALUE				
	1922-23	1923-24	1924-25	1925-26	1926-27	1922-23	1923-24	1924-25	1925-26	1926-27
Textiles—continued						R	R	R	R	R
Artificial Silk—	Lbs.	Lbs.	Lbs.	Lbs.	Lbs.					
Artificial silk yarn (III. U)—										
United Kingdom	170,189	247,358	703,011	760,957	654,617	10,38,748	11,74,579	26,04,671	28,80,221	14,07,347
Hongkong	100	..	1,250	901	..	478	..	3,087	903
Canada—										
Via Atlantic Coast.	11,000	31,730
South Australia.	6,000	14,674	..
Australian Commonwealth (Total)	6,000	14,674	..
Other British Possessions	16	200	90	65	597	250
TOTAL BRITISH EMPIRE	170,189	247,458	703,027	768,407	666,608	10,38,748	11,75,057	26,04,736	28,98,579	14,40,239
Sweden	1,000	3,025	..
Denmark	225	1,057
Poland (including Danzig)	1,200	6,200	2,200	6,522	18,717	3,825
Germany	5,895	9,540	6,705	157,864	232,079	31,312	46,611	28,682	4,73,620	4,13,763
Netherlands	11,495	19,480	36,740	129,790	353,287	65,435	1,07,058	1,19,425	3,67,840	7,09,219
Belgium	29,100	12,661	19,004	120,436	57,989	1,56,681	53,795	56,528	3,23,704	94,256
France	4,156	13,451	1,000	32,700	68,868	25,674	47,237	3,291	87,301	1,31,482
Switzerland	982	22,494	2,769	97,262	428,051	7,706	96,070	9,869	2,50,646	8,06,198
Italy	2,099	76,925	392,688	1,309,257	3,843,179	11,905	3,92,320	13,49,858	33,71,029	64,15,052
Austria	509	23,594	52,854	2,877	85,361	1,04,172
Czechoslovakia	1,000	11,594	34,600	4,909	33,954	64,419
China (exclusive of Hongkong and Macao)	925	793	31,312	8,109	4,980	76,107
Japan	800	8,808	6,600	7,331	70	1,485	31,048	52,489	47,006	312
Other Foreign Countries	22	292	156	878	..
TOTAL FOREIGN COUNTRIES	54,727	158,584	487,062	1,902,583	5,109,489	3,06,570	7,80,396	16,85,243	50,73,241	88,23,505
Share of Bengal	1,125	7,085	10,740	55,023	44,325	10,135	30,495	41,202	1,64,496	97,891
" Bombay	801,273	366,430	373,929	2,001,516	5,111,635	12,11,072	17,33,417	31,93,200	56,19,006	91,23,469
" Sind	22,426	36,989	43,614	216,573	317,946	1,18,436	1,59,849	1,63,252	5,21,330	4,33,105
" Madras	32	5,538	231,406	333,462	276,404	460	31,692	3,33,077	2,13,295	5,17,938
" Burma	50	..	1,300	53,411	26,037	215	..	4,243	1,33,693	43,341
TOTAL	224,916	406,042	1,170,939	2,670,990	5,776,097	13,40,318	19,55,453	42,39,979	74,71,820	1,02,64,044
Piecegoods of cotton and artificial silk (III. U)—	Yards	Yards	Yards	Yards	Yards					
United Kingdom	1,028,528	4,546,583	8,163,587	6,512,918	16,078,929	12,75,040	57,74,284	82,72,682	58,10,045	1,17,18,971
Mesopotamia	12,114	..	27,070	16,850	..	18,511	..
Ceylon	3,395	..	10,734	7,726	..	4,765
Straits Settlements (including Labuan)	13,794	4,730	6,189	7,740	4,344	4,992
Hongkong	872	5,032	7,113	772	5,044	5,313
Natal	3,530	10,460
Mauritius and Dependencies	5,834	3,218
Other British Possessions	53	50	..
TOTAL BRITISH EMPIRE	1,032,058	4,558,652	8,181,598	6,549,953	16,108,799	12,86,500	57,91,034	82,88,920	58,37,994	1,17,37,259
Sweden	625	1,643
Germany	160,869	367,722	811,313	554,236	2,437,541	1,78,243	3,65,766	7,59,727	6,94,017	27,09,966
Netherlands	16,989	21,995	34,276	85,206	..	17,111	20,928	36,779	85,652
Belgium	6,759	329,784	606,657	319,139	979,974	5,497	4,15,276	7,90,294	2,06,665	8,06,564
Luxemburg	2,060	2,579
France	15,532	30,324	81,661	112,078	..	24,725	55,170	78,026	1,53,196
Portugal	1,411	4,120	2,305	5,463
Switzerland	7,633	773,424	2,039,864	2,317,383	6,697,960	12,210	11,61,753	26,64,651	25,33,958	56,61,695
Italy	337,002	2,440,993	4,964,177	4,978,133	13,900,507	4,97,962	25,63,634	43,63,077	37,41,678	80,81,512
Austria	15,883	117,733	297,156	846,233	..	17,773	2,00,843	2,30,076	7,52,433
Czechoslovakia	25,421	157,154	292,406	492,147	..	30,364	2,17,919	2,57,173	5,23,369
Russia	3,532	39,334	7,259	21,245	..

No. 13—continued

ARTICLES, AND COUNTRIES OF CONSIGNMENT; ALSO SHARE OF EACH PROVINCE	QUANTITY					VALUE				
	1922-23	1923-24	1924-25	1925-26	1926-27	1922-23	1923-24	1924-25	1925-26	1926-27
TEXTILES—continued						R	R	R	R	R
<i>Artificial Silk—continued</i>										
<i>Piecegoods of cotton and artificial silk (III. U)—continued</i>										
	Yards	Yards	Yards	Yards	Yards					
China (exclusive of Hong-kong and Macao)	2,280	40	2,280	48
Japan	1,165	5,995	9,009	39,753	..	2,168	7,561	10,730	30,826
Egypt†	—	405	..	1,714	..	—	784	..	3,353	..
United States of America— Vid Atlantic Coast	18,993	27,937	65,691	223,238	..	18,418	24,372	38,508	1,16,529
TOTAL FOREIGN COUNTRIES	514,543	3,996,286	8,238,794	8,212,149	25,869,475	6,86,192	46,17,792	93,24,530	79,44,509	1,91,87,106
<i>Share of Bengal</i>	212,877	2,161,063	6,370,967	3,401,894	10,497,793	3,33,968	27,59,181	62,32,314	29,97,492	66,25,310
B Bombay	1,140,697	5,435,550	9,222,962	9,322,458	25,255,046	14,23,929	65,57,337	1,61,23,008	35,94,349	1,97,35,409
B Sind	69,382	432,922	906,243	724,814	2,593,246	1,00,266	4,79,349	9,65,469	6,61,214	19,59,167
B Madras	915	12,499	168,535	72,461	..	1,228	21,492	3,12,552	22,949
B Burma	123,645	474,462	1,596,745	1,741,851	3,316,122	2,13,372	4,90,121	19,22,249	16,47,429	27,52,602
TOTAL	1,546,601	8,554,918	17,020,892	15,862,002	41,078,274	19,72,692	1,04,08,876	1,76,32,470	1,87,82,602	5,08,74,897
<i>Other sorts* (III. U)—</i>										
United Kingdom	—	—	—	—	—	—	—	1,82,430	1,44,490	2,29,416
Straits Settlements (including Labuan)	—	—	—	—	—	—	—	25	..	2,204
Hongkong	—	—	—	—	—	—	—	484	3,080	4,657
Canada—										
Vid Atlantic Coast	—	—	—	—	—	—	—	1,675
Other British Possessions	—	—	—	—	—	—	—	..	991	215
TOTAL BRITISH EMPIRE	—	—	—	—	—	—	—	1,83,989	1,48,561	2,48,287
Denmark	—	—	—	—	—	—	—	42,512
Germany	—	—	—	—	—	—	—	6,05,712	2,29,071	2,29,717
Netherlands	—	—	—	—	—	—	—	23,970	6,078	300
France	—	—	—	—	—	—	—	41,387	12,261	48,205
Switzerland	—	—	—	—	—	—	—	6,384	24,424	29,714
Italy	—	—	—	—	—	—	—	21,556	46,669	28,299
Austria	—	—	—	—	—	—	—	12,618	729	2,461
Czechoslovakia	—	—	—	—	—	—	—	40,316	21,715	26,180
China (exclusive of Hong- kong and Macao)	—	—	—	—	—	—	—	2,077
Japan	—	—	—	—	—	—	—	5,208	26,477	2,61,048
United States of America— Vid Atlantic Coast	—	—	—	—	—	—	—	66,872	67,221	1,27,055
Other Foreign Countries	—	—	—	—	—	—	—	1,525	1,272	497
TOTAL FOREIGN COUNTRIES	—	—	—	—	—	—	—	7,48,045	4,72,022	7,26,274
<i>Share of Bengal</i>	—	—	—	—	—	—	—	1,97,119	1,48,790	420,849
" Bombay	—	—	—	—	—	—	—	1,79,729	2,22,498	4,40,012
" Sind	—	—	—	—	—	—	—	4,28,279	1,17,225	20,425
" Madras	—	—	—	—	—	—	—	625	6	6,211
" Burma	—	—	—	—	—	—	—	1,26,222	1,21,000	57,974
TOTAL	—	—	—	—	—	—	—	9,21,924	6,20,529	10,24,681
<i>Total Artificial Silk—</i>										
BRITISH EMPIRE	—	—	—	—	—	23,20,242	69,141	1,10,77,595	83,25,124	1,24,25,555
FOREIGN COUNTRIES	—	—	—	—	—	9,92,762	53,96,196	1,17,17,238	1,24,29,777	2,67,47,187
TOTAL	—	—	—	—	—	33,12,004	1,23,10,337	2,27,94,833	2,16,74,901	4,21,72,742

* Separately recorded from 1924-25.
† Shown as a Foreign Country from 1922-24.

GENERAL IMPORTS

(546)

No. 13—continued

ARTICLES, AND COUNTRIES OF CONSIGNMENT; ALSO SHARE OF EACH PROVINCE	QUANTITY					VALUE				
	1922-23	1923-24	1924-25	1925-26	1926-27	1922-23	1923-24	1924-25	1925-26	1926-27
Textiles—concluded						R	R	R	R	R
Other Textiles—										
Raw (II. Q)—	Owts.	Owts.	Owts.	Owts.	Owts.					
TOTAL BRITISH EMPIRE	5	125	..	28
Tunls	51,060	1,51,524	..
Algeria	54,080	1,56,911	..
United States of America—										
Via Atlantic Coast	40,000	1,77,632	..
Other Foreign Countries	14	51
TOTAL FOREIGN COUNTRIES	145,140	14	4,86,067	51
Share of Bengal	145,140	4,86,067	..
Bombay	5	14	125	51
Burma	28
TOTAL	5	145,140	14	125	..	28	4,86,067	6
Manufactured (III. U)—										
United Kingdom	—	—	—	—	—	27,753	93,019	45,737	50,534	56,2
Straits Settlements (including Labuan)	—	—	—	—	—	1,062	..	.10
Hongkong	—	—	—	—	—	1,343	1,663	516	201	..
Kenya Colony	—	—	—	—	—	..	20
TOTAL BRITISH EMPIRE	—	—	—	—	—	30,158	94,702	46,263	50,735	56,2
Germany	—	—	—	—	—	14,133	53,901	692	..	5
France	—	—	—	—	—	2,1
Switzerland	—	—	—	—	—	..	9,561
Italy	—	—	—	—	—	..	8,400
Japan	—	—	—	—	—
United States of America—										
Via Atlantic Coast	—	—	—	—	—	3,197	9,450	32
Other Foreign Countries	—	—	—	—	—	4,637	10,614	437	1,256	4,2
	—	—	—	—	—	16	90	..
TOTAL FOREIGN COUNTRIES	—	—	—	—	—	22,098	91,926	1,161	1,346	6,9
Share of Bengal	—	—	—	—	—	10,337	8,136	10,3
Bombay	—	—	—	—	—	2,255	1,925	..	45	1,1
Sind	—	—	—	—	—	1,937	27,691	24,215	31,193	37,3
Madras	—	—	—	—	—	..	83	8,5
Burma	—	—	—	—	—	48,004	1,56,929	12,722	12,708	5,1
TOTAL	—	—	—	—	—	52,196	1,86,628	47,424	52,081	68,1
Total value of Textile Raw Materials	—	—	—	—	—	3,82,50,377	4,21,15,746	6,33,23,193	5,18,32,063	6,59,51,1
Total value of Yarns and Textile fabrics	—	—	—	—	—	76,53,55,060	76,09,33,293	93,64,71,451	76,85,11,069	72,75,67,3
Tobacco—										
Unmanufactured (I. J)—	Lbs.	Lbs.	Lbs.	Lbs.	Lbs.					
United Kingdom	23,623	360,677	225,263	57,591	206,678	45,166	3,80,102	1,96,298	1,01,901	1,53,1
Aden and Dependencies	298	3,005	4,929	200	..	78	6,418	9,559	958	..
Mesopotamia	3,231	53	31	2	96	7,911	50	34	2	..
Hongkong	261,603	10,430
Egypt	49,928	88,412
Other British Possessions	937	62	237	64	2,361	430	109	323	71	1,1
TOTAL BRITISH EMPIRE	344,910	364,017	229,760	57,857	209,635	1,52,477	3,86,679	2,08,224	1,02,932	1,54,

* Shown as a Foreign Country from 1925-26

No. 13—continued

ARTICLES, AND COUNTRIES OF CONSIGNMENT; ALSO SHARE OF EACH PROVINCE	QUANTITY					VALUE				
	1922-23	1923-24	1924-25	1925-26	1926-27	1922-23	1923-24	1924-25	1925-26	1926-27
						R	R	R	R	R
Tobacco—continued										
<i>Unmanufactured (I. J)—continued</i>	Lbs.	Lbs.	Lbs.	Lbs.	Lbs.					
Germany	4,554	..	12	2,259	..	7,697	..	38	2,451	..
Netherlands	44,406	70,257	62,722	44,314	45,564	73,632	97,835	76,403	52,078	56,336
Belgium	10,969	16,616	15,494	22,608
Italy	832	1,110	..
Greece	12,909	27,042
Turkey, European	6,410	6,781	..
Persia	181,396	209,390	116,152	9	10	1,27,375	2,38,071	1,19,811	12	7
Egypt†	—	22,320	6,594	19,406	9,366	—	1,03,643	14,422	36,123	49,132
United States of America—										
Via Atlantic Coast	763,379	3,889,408	6,652,632	4,764,634	5,422,738	13,22,102	40,22,409	51,32,522	31,60,738	33,64,020
Other Foreign Countries	19	15	..	12	70	15	48	..	20	106
TOTAL FOREIGN COUNTRIES	863,754	4,192,990	6,652,671	4,849,662	5,498,814	13,35,721	44,62,072	53,60,988	33,76,680	39,05,971
<i>Share of Bengal</i>	<i>14,469</i>	<i>1,202,081</i>	<i>2,480,671</i>	<i>2,595,359</i>	<i>2,049,070</i>	<i>25,444</i>	<i>10,36,714</i>	<i>24,50,246</i>	<i>16,40,788</i>	<i>20,47,362</i>
" Bombay	207,245	249,395	145,834	44,138	31,667	2,44,133	3,54,669	1,86,899	60,777	52,744
" Sind	36	72	55	732	1,882	40	199	55	1,146	289
" Madras	742,412	3,105,459	2,435,871	2,366,674	2,820,846	14,07,436	36,57,277	22,29,169	12,77,078	20,41,163
" Burma	264,199	6	11,999	6
TOTAL	1,223,364	4,557,007	7,081,831	4,906,909	5,708,449	16,88,198	48,48,751	56,78,162	39,70,762	41,48,046
Manufactured—										
<i>Cigars (I. J)—</i>	Lbs.	Lbs.	Lbs.	Lbs.	Lbs.					
United Kingdom	3,057	2,488	1,812	6,608	2,041	33,611	26,132	25,592	57,606	22,056
Ceylon	314	68	149	158	113	896	181	1,204	159	145
Straits Settlements (including Labuan)	694	175	925	2,355	4,160	769	846	665	6,191	16,640
Hongkong	764	2,331	3,111	2,057	3,005	3,723	15,245	13,870	8,532	12,885
Other British Possessions	38	3	20	..	7	420	43	42	..	27
TOTAL BRITISH EMPIRE	4,862	5,565	6,037	11,178	9,326	44,416	42,449	41,075	73,088	54,162
Germany	86	580	659	188	377	527	2,791	1,924	1,030	2,005
Netherlands	5,234	4,743	5,675	9,319	7,229	42,326	32,165	27,089	54,510	44,319
Belgium	473	2,313	522	617	1,035	4,261	12,467	3,386	2,734	4,395
Philippine Islands and Guam	12,754	12,307	12,032	16,202	12,920	86,091	80,433	74,046	61,339	42,327
China (exclusive of Hongkong and Macao)	72	115	..	173	643	503	135	..	1,023	1,150
Japan	110	142	335	392	..	323	666	1,042	1,369
United States of America—										
Via Atlantic Coast	623	349	7,430	135	660	9,432	5,000	16,232	2,056	9,615
" Pacific	518	1,039	..
Cuba	455	106	..	253	..	6,495	953	..	4,545	..
Other Foreign Countries	5	8	223	251	365	21	40	793	1,331	317
TOTAL FOREIGN COUNTRIES	19,511	21,641	26,393	23,549	23,676	1,50,161	1,35,202	1,34,786	1,32,239	1,12,677

† Shown as a Foreign Country from 1923-24.

GENERAL IMPORTS

(548.)

No. 13—continued

ARTICLES, AND COUNTRIES OF CONSIGNMENT; ALSO SHARE OF EACH PROVINCE	QUANTITY					VALUE				
	1922-23	1923-24	1924-25	1925-26	1926-27	1922-23	1923-24	1924-25	1925-26	1926-27
Tobacco—continued						₹	₹	₹	₹	₹
Manufactured—continued										
Cigars (L. J)—continued	Lbs.	Lbs.	Lbs.	Lbs.	Lbs.					
Share of Bengal	11,848	16,937	13,049	19,956	20,435	97,276	1,09,111	99,188	1,04,902	99,232
“ Bombay	8,870	9,810	17,894	14,714	11,152	33,275	64,437	67,280	74,060	60,601
“ Sind	905	187	1,109	322	576	6,710	2,436	4,490	2,744	4,234
“ Madras	31	34	218	1,064	139	233	156	473	397	240
“ Burma	3,189	173	1,363	3,671	701	7,078	1,611	4,443	22,674	2,462
TOTAL	24,673	27,206	32,930	39,727	38,002	1,94,577	1,77,751	1,75,859	2,05,277	1,86,769
Cigarettes (L. J)—	Lbs.	Lbs.	Lbs.	Lbs.	Lbs.					
United Kingdom	3,855,112	3,342,238	2,713,708	3,877,448	4,142,236	1,78,51,156	1,53,15,032	1,30,12,952	1,56,97,361	1,92,88,240
Gibraltar	191	16	1	..	1	1,384	129	53	..	4
Malta and Gozo	51	34	267	194	529	398	247	1,226	1,197	3,027
Cyprus	88	223	3	11	2	834	2,126	30	136	10
Aden and Dependencies	13,020	13,288	9,620	6,365	5,893	61,990	85,715	54,461	31,747	30,975
Mesopotamia	87	207	146	117	153	690	1,611	710	367	1,304
Ceylon	508	316	195	652	104	1,953	1,156	817	3,637	397
Straits Settlements (including Labuan)	275	573	752	734	415	2,150	1,574	2,702	2,793	2,657
Hongkong	243	3	5	3,583	323	1,243	11	34	9,564	1,365
Egypt †	18,724	1,67,487
Kenya Colony	328	903	34	54	45	338	4,157	133	135	245
Canada— Via Atlantic Coast	1,493	10	4,965	..
Other British Possessions	182	86	165	80	205	1,323	343	356	346	997
TOTAL BRITISH EMPIRE	3,638,808	3,357,387	2,724,396	3,300,731	4,149,971	1,80,90,941	1,54,12,151	1,20,73,439	1,57,52,268	1,93,20,222
Germany	572	4,423	634	301	3,923	1,445	5,633	1,750	743	2,233
Netherlands	4,370	226	146	591	739	20,310	632	1,264	2,312	4,056
Italy	1,049	813	775	923	11	5,743	4,091	5,143	7,197	75
Greece	3	966	16	3	16	35	5,103	79	21	60
Native States in Arabia other than Mascat Territory and Trucial Oman	..	626	3	5	3	3	3,274	11	16	16
Persia	268	2	6	1,144	16	43
Java	1,240	40	232	9	47	197	123	1,174	83	171
Philippine Islands and Guam	472	1,370	834	9,420
China (exclusive of Hongkong and Macao)	3,197	57	..	147	5	1,943	533	..	331	15
Japan	15	20	7	4,230	1	33	160	33	7,695	7
Egypt ‡	..	10,993	8,237	10,932	9,429	..	91,256	71,370	92,033	83,410
United States of America— Via Atlantic Coast	187,102	76,939	12,334	3,366	8,434	4,10,457	152,322	23,226	17,732	23,399
Other Foreign Countries	139	65	165	232	212	576	520	834	709	962
TOTAL FOREIGN COUNTRIES	193,477	95,231	23,150	21,244	24,740	4,42,735	2,63,762	1,09,934	1,29,453	1,31,926
Share of Bengal	1,365,656	1,200,295	834,219	1,032,632	1,332,253	59,61,743	52,99,752	33,85,549	47,30,949	56,32,239
“ Bombay	767,537	644,999	664,697	665,360	1,194,302	33,29,632	37,29,531	25,63,095	42,06,369	71,37,733
“ Sind	365,449	715,615	643,995	699,322	442,022	33,54,593	31,89,144	22,97,344	27,99,055	17,46,551
“ Madras	273,334	236,516	136,952	309,477	256,549	12,34,113	13,54,712	3,34,717	3,75,516	10,67,316
“ Burma	309,650	695,693	612,133	305,134	949,530	38,53,574	31,31,774	26,02,213	33,69,352	33,77,294
TOTAL	4,037,236	3,453,113	2,743,046	3,411,975	4,174,711	1,35,33,726	1,56,76,913	1,21,63,423	1,56,81,721	1,91,61,143

† Inclusive of imports by postal packets referred to Collectors of Customs for assessment.
‡ Shown as a Foreign Country from 1923-24.

No. 13—continued

ARTICLES, AND COUNTRIES OF CONSIGNMENT; ALSO SHARE OF EACH PROVINCE	QUANTITY					VALUE				
	1922-23	1923-24	1924-25	1925-26	1926-27	1922-23	1923-24	1924-25	1925-26	1926-27
						₹	₹	₹	₹	₹
Tobacco—continued										
Manufactured—continued										
Tobacco for pipes and cigarettes (I, J)—	Lbs.	Lbs.	Lbs.	Lbs.	Lbs.					
United Kingdom	283,924	264,498	262,728	258,760	236,419	18,61,060	16,02,376	16,32,963	16,24,103	15,50,186
Aden and Dependencies	1,912	1,280	3,334	1,925	846	10,114	5,383	14,768	6,984	3,980
Natal	52	204	2	210	..	260	713	6	1,111	..
Kenya Colony	2,091	299	1	2,625	1,510	6
Other British Possessions	606	181	567	26	61	1,770	560	743	161	236
TOTAL BRITISH EMPIRE	286,494	266,156	263,722	261,220	237,327	18,54,124	16,08,032	16,37,005	16,24,968	16,64,908
Netherlands	4,995	12,385
Austria	390	1,766
United States of America—										
Via Atlantic Coast	18,190	13,084	12,828	14,817	18,200	1,17,023	66,663	64,560	67,060	70,940
Other Foreign Countries	112	22	385	13	658	476	80	651	29	1,057
TOTAL FOREIGN COUNTRIES	23,297	13,086	13,213	14,830	19,243	1,20,884	66,743	65,211	67,089	62,780
Share of Bengal	176,260	151,708	151,300	145,900	137,430	12,92,551	11,10,993	11,02,377	10,34,622	9,70,163
" Bombay	65,594	39,125	62,562	64,835	53,521	3,36,831	2,00,920	2,66,111	3,24,122	3,54,035
" Sind	24,594	31,372	20,881	33,972	22,771	1,90,824	1,86,297	1,81,072	1,71,240	1,49,33
" Madras	22,524	13,156	..	20	..	1,19,720	97,508	3	79	..
" Burma	7,819	32,224	36,597	31,217	30,548	62,952	1,39,849	1,34,153	1,72,320	1,62,268
TOTAL	309,791	279,244	281,940	276,050	256,570	19,84,008	17,65,675	17,32,216	17,02,957	16,27,567
Other sorts (I, J)—										
Lbs.	Lbs.	Lbs.	Lbs.	Lbs.						
United Kingdom	25,952	27,280	21,620	27,996	32,811	1,44,699	1,22,228	1,16,705	1,40,456	1,31,541
Aden and Dependencies	2,116	800	2,226	2,152	..	11,309	2,245	12,421	9,849
Ceylon	46	4,905	12	69	17	359	4,398	75	103	62
Other British Possessions	2,092	443	514	470	40	1,470	755	1,052	510	246
TOTAL BRITISH EMPIRE	28,090	34,724	22,947	31,861	35,020	1,46,528	1,38,748	1,21,078	1,53,560	1,91,878
Germany	425	5	..	4	..	1,012	9	..	6	..
Netherlands	117	306	1,712	3,325	..	647	910	2,025	5,525	..
Austria	200	1,012	..
United States of America—										
Via Atlantic Coast	3,500	2,866	1,363	1,302	2,254	17,976	10,372	5,492	5,156	5,254
" Pacific "	1	116	..	8	192
Other Foreign Countries	95	154	40	122	32	324	363	128	576	56
TOTAL FOREIGN COUNTRIES	4,187	3,292	3,115	4,669	2,402	19,970	11,657	7,655	12,276	5,522
Share of Bengal	1,302	1,708	2,228	300	3,448	2,237	9,032	11,272	1,426	16,861
" Bombay	7,693	19,453	2,259	12,794	10,221	41,992	77,293	10,179	62,977	55,448
" Madras	352	19,102	20,664	22,126	21,664	3,851	40,852	1,06,279	1,08,221	1,12,002
" Burma	21,865	4,496	316	1,550	2,092	1,18,868	23,278	902	9,293	20,759
TOTAL	32,227	33,056	26,062	36,230	37,422	1,66,498	1,50,405	1,28,723	1,65,826	1,97,110

GENERAL IMPORTS

(550)

No. 13—continued

ARTICLES, AND COUNTRIES OF CONSIGNMENT; ALSO SHARE OF EACH PROVINCE	QUANTITY					VALUE				
	1922-23	1923-24	1924-25	1925-26	1926-27	1922-23	1923-24	1924-25	1925-26	1926-27
	Lbs.	Lbs.	Lbs.	Lbs.	Lbs.	₹	₹	₹	₹	₹
Tobacco—concluded										
Total Tobacco—										
United Kingdom	4,191,668	3,997,356	3,225,136	3,738,403	4,620,185	1,99,21,612	1,75,35,930	1,39,92,511	1,76,22,717	2,11,96,674
Gibraltar	191	16	1	..	1	1,384	129	58	..	4
Malta and Gozo	51	34	267	194	529	398	247	1,226	1,167	3,027
Cyprus	83	223	3	11	2	834	2,126	30	136	10
Aden and Dependancies	15,170	19,692	17,984	11,816	8,898	72,182	1,06,870	82,049	52,110	44,831
Mesopotamia	8,841	268	177	182	264	8,661	1,682	744	430	1,648
Ceylon	1,070	5,364	424	922	489	8,725	5,811	2,172	4,020	832
Straits Settlements (including Labuan)	2,229	1,050	1,916	3,310	5,502	3,753	8,184	4,066	9,298	21,547
Hongkong	263,262	8,001	3,474	5,640	3,333	17,093	15,526	14,224	18,446	18,750
Egypt†	68,778	—	—	—	—	2,56,612	—	—	—	—
Natal	85	399	28	289	25	387	1,110	68	1,312	122
Kenya Colony	328	914	2,134	359	58	333	4,193	2,701	1,723	392
Canada—										
Via Atlantic coast	1,493	10	4,965	..
Other British Possessions	1,909	34	823	278	1,993	1,512	151	1,025	492	1,797
TOTAL BRITISH EMPIRE	4,552,865	4,023,351	3,252,367	37,52,847	4,641,279	2,02,88,486	1,76,78,959	1,41,00,879	1,77,16,756	2,12,84,544
Germany	5,695	5,013	1,355	2,752	4,300	10,798	8,438	3,712	5,285	4,293
Netherlands	59,172	75,687	70,455	58,549	53,546	1,54,800	1,31,642	1,17,361	1,14,922	1,04,761
Belgium	687	2,320	543	11,365	17,157	5,000	12,477	3,499	18,591	27,341
Italy	1,049	368	797	1,871	23	5,748	4,242	5,258	3,843	102
Greece	3	966	19,925	3	16	35	5,108	27,121	21	60
Austria	2	2	202	390	..	5	7	1,016	1,786
Turkey, European	6,410	5,751	..
Native States in Arabia other than Maskat Territory and Trucial Oman	4	641	4	17	4	12	3,319	18	46	18
Portia	131,664	209,398	116,152	12	17	1,28,419	2,38,083	1,19,311	29	60
Java	1,223	54	453	16	85	231	210	1,551	100	333
Philippine Islands and Guam	13,246	12,307	12,065	16,202	14,799	86,925	80,463	74,176	61,339	58,357
China (exclusive of Hongkong and Macao)	3,269	174	219	351	682	2,456	678	718	1,406	1,259
Japan	19	136	149	4,565	426	96	541	699	8,737	1,436
Egypt	—	34,905	14,901	30,338	18,825	—	1,95,051	86,091	1,30,166	1,36,542
United States of America—										
Via Atlantic Coast	912,354	3,982,676	6,687,142	4,784,304	5,452,336	18,76,990	42,57,726	52,47,082	32,54,747	39,37,250
" Pacific "	1	..	516	116	..	3	..	1,069	192
Cuba	455	106	..	258	..	6,495	953	..	4,545	..
Other Foreign Countries	131	81	275	413	1,162	516	547	690	1,724	2,335
TOTAL FOREIGN COUNTRIES	1,129,476	4,326,230	6,918,442	4,918,644	5,563,875	22,78,521	49,39,536	56,87,514	36,18,787	43,26,125
SHARE OF BENGAL										
Share of Bengal	1,573,145	2,572,726	4,451,964	3,794,197	4,542,633	73,79,984	75,65,603	75,79,333	75,12,678	87,65,509
" Bombay "	1,057,257	862,732	792,346	301,341	1,306,163	45,36,973	34,26,761	30,73,344	47,17,345	76,56,596
" Sind "	900,984	747,246	576,040	734,360	474,230	40,52,082	33,33,977	24,63,461	39,74,185	19,01,097
" Madras "	1,044,253	3,432,626	3,693,693	2,499,421	2,899,196	27,65,401	49,50,643	38,70,634	26,66,536	32,20,671
" Burma "	1,106,792	739,251	656,357	341,672	382,927	33,32,552	33,46,513	28,01,721	34,74,749	40,53,826
TOTAL	5,682,341	8,354,331	10,170,809	8,671,491	10,205,154	2,25,67,007	2,26,18,495	1,97,88,393	2,13,35,543	2,56,10,669

† Shows a Foreign Country from 1923-24.

No. 13—continued

ARTICLES, AND COUNTRIES OF CONSIGNMENT; ALSO SHARE OF EACH PROVINCE	QUANTITY					VALUE				
	1922-23	1923-24	1924-25	1925-26	1926-27	1922-23	1923-24	1924-25	1925-26	1926-27
						₹	₹	₹	₹	₹
Tollet requisites (not specified elsewhere) (III. V)—										
United Kingdom	—	—	—	—	—	17,33,438	19,37,612	20,19,837	21,42,305	23,56,620
Mesopotamia	—	—	—	—	—	1,177	618	3,018	70	561
Ceylon	—	—	—	—	—	5,939	4,718	2,624	2,659	4,390
Straits Settlements (including Labuan)	—	—	—	—	—	32,002	31,674	12,963	20,972	30,454
Federated Malay States	—	—	—	—	—	..	3,104	5
Hongkong	—	—	—	—	—	63,627	64,460	23,045	59,825	78,000
Zanzibar and Pemba	—	—	—	—	—	775	3,000	80	..	121
Kenya Colony	—	—	—	—	—	..	1,566	320	112	..
Other British Possessions	—	—	—	—	—	653	974	693	817	709
TOTAL BRITISH EMPIRE	—	—	—	—	—	18,32,811	20,42,127	21,67,642	22,27,209	24,79,934
Sweden	—	—	—	—	—	397	1,598	..	104	52
Norway	—	—	—	—	—	2,958	3,515	427
Germany	—	—	—	—	—	2,16,637	2,43,623	2,34,252	4,12,372	7,12,568
Netherlands	—	—	—	—	—	3,293	2,861	5,195	1,268	4,364
Belgium	—	—	—	—	—	2,881	4,045	11,122	10,770	10,222
France	—	—	—	—	—	74,646	1,00,517	1,39,620	2,50,391	4,48,967
Spain	—	—	—	—	—	3	4,120	264
Switzerland	—	—	—	—	—	2,771	960	7,030	27	..
Italy	—	—	—	—	—	2,60,423	1,02,000	1,74,772	1,42,822	1,42,720
Austria	—	—	—	—	—	10,254	14,196	19,822	6,229	16,642
Czechoslovakia	—	—	—	—	—	1,423	12,219	30,511	23,521	28,215
Hejaz Islands	—	—	—	—	—	1,522
Java	—	—	—	—	—	3	270	1,417	417	10
China (exclusive of Hongkong and Macao)	—	—	—	—	—	15,097	9,098	12,461	29,776	22,041
Japan	—	—	—	—	—	5,57,141	2,23,261	2,44,024	2,29,212	2,05,977
Portuguese East Africa	—	—	—	—	—	26,190
United States of America—										
Vid Atlantic Coast	—	—	—	—	—	10,47,201	19,24,400	12,10,654	14,41,151	16,02,559
" Pacific "	—	—	—	—	—	507	1,089	16,725	2,945	2,251
Dutch West Indies	—	—	—	—	—	..	3,224
Other Foreign Countries	—	—	—	—	—	146	51	1,095	1,652	526
TOTAL FOREIGN COUNTRIES	—	—	—	—	—	22,27,191	23,52,162	23,42,776	27,19,108	32,22,220
Share of Bengal	—	—	—	—	—	11,12,990	14,22,262	14,47,416	14,26,409	17,46,551
" Bombay	—	—	—	—	—	12,26,957	22,12,159	16,41,115	19,06,462	21,06,549
" Sind	—	—	—	—	—	2,52,922	3,20,126	4,37,516	4,59,102	4,98,068
" Madras	—	—	—	—	—	2,92,109	2,14,914	2,87,291	2,76,891	3,02,122
" Burma	—	—	—	—	—	6,16,127	6,23,667	5,47,822	5,24,512	5,46,726
TOTAL	—	—	—	—	—	41,70,202	44,94,289	45,11,419	49,46,317	57,02,154

GENERAL IMPORTS

(552)

No. 13—continued

ARTICLES AND COUNTRIES OF CONSIGNMENT; ALSO SHARE OF EACH PROVINCE	QUANTITY					VALUE				
	1922-23	1923-24	1924-25	1925-26	1926-27	1922-23	1923-24	1924-25	1925-26	1926-27
						R	R	R	R	R
Toys and requisites for games and sports (including fishing tackle)—										
<i>Toys (III. V)—</i>										
United Kingdom	—	—	—	—	—	4,92,251	4,94,439	4,89,501	5,32,141	6,17,401†
Mesopotamia	—	—	—	—	—	20	25	288	108	1,407
Ceylon	—	—	—	—	—	6,880	6,292	4,889	6,598	5,050
Straits Settlements (including Labuan)	—	—	—	—	—	6,079	4,506	6,162	3,818	4,577
Federated Malay States	—	—	—	—	—	15	20	106	1,541	1
British Borneo	—	—	—	—	—	21,208
Hongkong	—	—	—	—	—	290	13,801	22,544	3,342	1,378
Egypt†	—	—	—	—	—	45	—	—	—	—
Western Australia	—	—	—	—	—	35	11	51
South Australia (including Northern Territory)	—	—	—	—	—	..	339	139	143	20
Victoria	—	—	—	—	—	597	308	515	470	579
Tasmania	—	—	—	—	—	15	17
New South Wales	—	—	—	—	—	1,206	356	268	188	1,327
Queensland	—	—	—	—	—	50	5	..	73	87
Australian Commonwealth (Total)	—	—	—	—	—	1,888	1,079	325	329	2,031
Other British Possessions	—	—	—	—	—	210	200	584	453	1,254
TOTAL BRITISH EMPIRE	—	—	—	—	—	5,34,896	5,20,302	5,24,991	5,54,890	6,33,147
Norway	—	—	—	—	—	8,379	9,347
Germany	—	—	—	—	—	18,54,747	22,43,189	17,92,306	14,07,570	15,90,021
Netherlands	—	—	—	—	—	43,781	10,562	4,183	2,395	5,990
Belgium	—	—	—	—	—	16,239	23,265	35,725	35,534	24,564
France	—	—	—	—	—	15,004	26,514	34,996	41,075	54,338
Portugal	—	—	—	—	—	1,317
Switzerland	—	—	—	—	—	..	371	1,260	96	1,337
Italy	—	—	—	—	—	679	1,107	1,561	3,766	1,531
Austria	—	—	—	—	—	4,137	4,338	12,318	9,506	4,549
Czechoslovakia	—	—	—	—	—	2,186	2,365	12,519	7,540	4,572
Yugoslavia	—	—	—	—	—	..	4,530	15	..	10
Philippine Islands and Guam	—	—	—	—	—	225	6	1,608
China (exclusive of Hongkong and Macao)	—	—	—	—	—	7,361	3,116	1,359	1,985	1,02,613
Japan	—	—	—	—	—	9,43,859	8,87,503	13,71,362	11,59,514	10,95,229
Egypt†	—	—	—	—	—	..	54	50	60	3,891
United States of America— Vid Atlantic Coast	—	—	—	—	—	87,744	1,33,045	1,64,607	2,45,638	2,35,743
" Pacific "	—	—	—	—	—	155	545	1,933	4,011	873
Other Foreign Countries	—	—	—	—	—	201	1,126	256	1,057	990
TOTAL FOREIGN COUNTRIES	—	—	—	—	—	29,84,693	34,61,533	34,37,430	29,20,797	31,25,231
<i>Share of Bengal</i>	—	—	—	—	—	<i>9,96,377</i>	<i>13,95,286</i>	<i>12,25,217</i>	<i>12,49,663</i>	<i>12,00,133</i>
" Bombay	—	—	—	—	—	<i>19,55,575</i>	<i>19,73,633</i>	<i>20,79,367</i>	<i>18,67,936</i>	<i>18,33,539</i>
" Sind	—	—	—	—	—	<i>1,90,632</i>	<i>2,51,349</i>	<i>2,30,452</i>	<i>2,33,033</i>	<i>2,27,339</i>
" Madras	—	—	—	—	—	<i>1,13,523</i>	<i>1,25,403</i>	<i>1,11,903</i>	<i>1,31,644</i>	<i>2,09,533</i>
" Burma	—	—	—	—	—	<i>2,63,377</i>	<i>2,30,673</i>	<i>3,14,977</i>	<i>2,33,296</i>	<i>2,33,339</i>
TOTAL	—	—	—	—	—	35,19,584	39,81,835	39,62,421	34,75,687	37,58,423
Requisites for games and sports (excluding firearms, etc.)—										
<i>Playing cards (III. V)—</i>										
United Kingdom	—	—	—	—	—	95,232	79,374	66,541	56,961	95,106
Ceylon	—	—	—	—	—	9,990	3,644	345	250	54
Straits Settlements (including Labuan)	—	—	—	—	—	54,752	15,132	6,007	5,463	1,513
Hongkong	—	—	—	—	—	934	933	1,833	563	633
Other British Possessions	—	—	—	—	—	773	30	5	8	..
TOTAL BRITISH EMPIRE	—	—	—	—	—	1,61,681	99,213	74,731	63,250	97,336

† Shown as a Foreign Country from 1923-24.

No. 18—continued

ARTICLES, AND COUNTRIES OF CONSIGNMENT; ALSO SHARE OF EACH PROVINCE	QUANTITY					VALUE				
	1922-23	1923-24	1924-25	1925-26	1926-27	1922-23	1923-24	1924-25	1925-26	1926-27
						₹	₹	₹	₹	₹
Toys and requisites for games and sports (includ- ing fishing tackle)—con- tinued										
Requisites for games and sports (excluding firearms, etc.)—continued										
Playing cards (III. V)—contd.										
Norway	—	—	—	—	—	1,665	..
Germany	—	—	—	—	—	1,21,456	1,36,937	1,03,646	53,101	79,516
Netherlands	—	—	—	—	—	3,539	3,364	960	1,716	2,149
Belgium	—	—	—	—	—	2,17,904	2,46,007	2,36,899	3,45,721	5,19,221
Luxemburg	—	—	—	—	—	..	41,114
France	—	—	—	—	—	..	420	2,364	25	2,137
Switzerland	—	—	—	—	—	1,050	..
Italy	—	—	—	—	—	3,050	..	600	4,199	1,775
Austria	—	—	—	—	—	1,993	2,095	2,272	3,101	4,353
Czechoslovakia	—	—	—	—	—	22,510	2,244	6,020	5,702	6,231
Siam	—	—	—	—	—	4
China (exclusive of Hongkong and Macao)	—	—	—	—	—	42,523	320	525	244	..
Japan	—	—	—	—	—	22,470	553	149	743	6,814
Portuguese East Africa	—	—	—	—	—	1,023
United States of America— Via Atlantic Coast	—	—	—	—	—	2,22,766	6,21,290	4,60,952	5,27,298	6,87,930
" Pacific "	—	—	—	—	—	6,125
TOTAL FOREIGN COUNTRIES	—	—	—	—	—	7,64,228	11,66,454	9,20,596	9,47,755	13,13,140
Share of Bengal	—	—	—	—	—	2,90,219	4,02,227	3,24,524	3,19,863	4,50,066
" Bombay	—	—	—	—	—	2,64,955	2,79,222	2,04,822	3,02,410	3,27,422
" Sind	—	—	—	—	—	73,599	1,20,007	1,18,693	27,284	1,07,627
" Madras	—	—	—	—	—	1,22,706	1,21,122	1,21,553	1,65,301	1,27,222
" Burma	—	—	—	—	—	1,73,340	1,23,266	1,26,516	1,46,777	1,78,047
TOTAL	—	—	—	—	—	9,25,919	12,66,067	9,95,267	10,11,005	14,10,516
Other sorts (III. V)—										
United Kingdom	—	—	—	—	—	6,61,324	7,05,212	6,22,212	7,02,021	6,98,742
Ceylon	—	—	—	—	—	1,220	2,100	1,164	2,986	1,171
Straits Settlements (including Labuan)	—	—	—	—	—	827	506	1,244	2,244	20,220
Hongkong	—	—	—	—	—	6,308	12,720	2,442	2,255	4,675
South Australia (including Northern Territory)	—	—	—	—	—	..	5
Victoria	—	—	—	—	—	2	1,466	..
New South Wales	—	—	—	—	—	12,198	100	762
Australian Commonwealth (Total)	—	—	—	—	—	12,200	106	762	1,466	..
Other British Possessions	—	—	—	—	—	1,284	1,056	712	1,562	256
TOTAL BRITISH EMPIRE	—	—	—	—	—	6,85,773	7,21,808	6,25,264	7,16,245	7,85,068
Sweden	—	—	—	—	—	2,462	5	2,720	321	765
Norway	—	—	—	—	—	1,12,191	98,269	87,188	98,454	1,48,704
Germany	—	—	—	—	—	27,427	79,965	72,924	52,075	98,711
Netherlands	—	—	—	—	—	81	4,768	6,766	2,521	7,001
Belgium	—	—	—	—	—	10,427	19,417	1,225	2,299	2,245
Luxemburg	—	—	—	—	—	..	2,029	..	2,979	..
France	—	—	—	—	—	2,221	2,227	5,293	..	5,460
Switzerland	—	—	—	—	—	12	10	1,253
Italy	—	—	—	—	—	442	2,525	242	270	2,525
Austria	—	—	—	—	—	129	1,007	1,740	1,468	212
China (exclusive of Hongkong and Macao)	—	—	—	—	—	152	7,722	9,986	4,600	1,925
Japan	—	—	—	—	—	20,612	5,242	6,512	16,540	14,412
United States of America— Via Atlantic Coast	—	—	—	—	—	23,029	25,922	56,492	42,226	22,222
" Pacific "	—	—	—	—	—	..	2,942	67	6	..
Other Foreign Countries	—	—	—	—	—	42	1,222	154	1,147	274
TOTAL FOREIGN COUNTRIES	—	—	—	—	—	2,04,907	2,12,224	2,52,017	2,24,141	2,06,172

GENERAL IMPORTS

(554)

No. 13—continued

ARTICLES, AND COUNTRIES OF CONSIGNMENT; ALSO SHARE OF EACH PROVINCE	QUANTITY					VALUE				
	1922-23	1923-24	1924-25	1925-26	1926-27	1922-23	1923-24	1924-25	1925-26	1926-27
Toys and requisites for games and sports (including fishing tackle)—concluded						R	R	R	R	R
<i>Requisites for games and sports (excluding firearms, etc.)—concluded</i>										
<i>Other sorts (III. V)—continued</i>										
Share of Bengal	—	—	—	—	—	3,73,203	4,40,091	4,15,135	4,07,426	4,77,430
" Bombay	—	—	—	—	—	2,32,656	3,39,873	2,39,901	2,01,802	2,24,460
" Sind	—	—	—	—	—	1,00,923	1,13,346	1,60,236	1,44,366	1,50,074
" Madras	—	—	—	—	—	47,953	38,976	38,795	47,145	53,876
" Burm a	—	—	—	—	—	1,34,945	1,07,906	94,216	1,39,047	1,35,456
TOTAL	—	—	—	—	—	8,90,680	10,40,092	9,48,281	9,40,396	10,41,235
Total value of toys and requisites for games and sports (including fishing tackle)—										
United Kingdom	—	—	—	—	—	12,54,707	12,70,125	12,38,355	12,97,183	14,11,249
Mesopotamia	—	—	—	—	—	146	55	863	533	1,428
Ceylon	—	—	—	—	—	18,690	12,045	6,418	10,636	6,275
Straits Settlements (including Labuan)	—	—	—	—	—	61,668	20,194	14,013	18,130	36,315
Federated Malay States	—	—	—	—	—	40	195	106	3,753	97
British Borneo	—	—	—	—	—	21,208
Hongkong	—	—	—	—	—	8,032	27,504	32,869	7,260	6,739
Egypt†	—	—	—	—	—	575	—	—	—	—
Western Australia	—	—	—	—	—	35	11	51
South Australia (including Northern Territory)	—	—	—	—	—	..	344	139	143	20
Victoria	—	—	—	—	—	599	308	515	1,935	579
Tasmania	—	—	—	—	—	15	17
New South Wales	—	—	—	—	—	14,404	456	1,031	183	1,327
Queensland	—	—	—	—	—	50	5	..	73	87
Australian Commonwealth (Total)	—	—	—	—	—	15,088	1,124	1,685	2,354	2,061
Other British Possessions	—	—	—	—	—	2,186	1,081	727	1,361	1,362
TOTAL BRITISH EMPIRE	—	—	—	—	—	18,82,340	13,41,323	12,95,036	13,34,395	14,65,576
Sweden	—	—	—	—	—	2,400	585	2,798	520	796
Norway	—	—	—	—	—	1,21,570	1,07,616	87,188	95,119	1,48,704
Germany	—	—	—	—	—	20,09,690	25,60,121	19,69,896	15,12,746	17,68,248
Netherlands	—	—	—	—	—	46,401	23,694	11,909	7,632	16,109
Belgium	—	—	—	—	—	2,44,600	3,94,239	3,74,443	3,87,654	5,46,030
Luxemburg	—	—	—	—	—	..	48,197
France	—	—	—	—	—	17,285	30,321	42,553	45,079	61,935
Portugal	—	—	—	—	—	1,317
Switzerland	—	—	—	—	—	12	361	1,200	1,146	2,740
Italy	—	—	—	—	—	4,171	3,632	2,509	3,235	5,832
Austria	—	—	—	—	—	6,316	7,500	16,430	14,130	9,215
Czechoslovakia	—	—	—	—	—	24,696	11,109	18,599	18,242	10,803
Peria	—	—	—	—	—	20	4,641	20	136	280
Philippine Islands and Guam	—	—	—	—	—	225	6	1,683
China (exclusive of Hongkong and Macao)	—	—	—	—	—	50,041	11,193	11,870	6,929	1,04,543
Japan	—	—	—	—	—	9,86,341	3,93,899	13,78,024	11,76,707	11,18,455
Egypt†	—	—	—	—	—	..	499	50	1,030	3,891
Portuguese East Africa	—	—	—	—	—	1,023	172	45	136	124
United States of America—										
<i>Vid Atlantic Coast</i>	—	—	—	—	—	4,44,609	5,48,928	6,82,052	8,17,822	9,46,081
" <i>Pacific "</i>	—	—	—	—	—	156	3,487	3,185	4,017	873
Other Foreign Countries	—	—	—	—	—	195	1,046	202	773	943
TOTAL FOREIGN COUNTRIES	—	—	—	—	—	39,58,843	49,46,321	46,11,023	40,92,693	47,45,602
Share of Bengal	—	—	—	—	—	16,59,999	23,37,594	19,64,336	19,77,057	21,97,623
" Bombay	—	—	—	—	—	24,54,136	36,97,797	26,24,590	20,62,208	24,30,437
" Sind	—	—	—	—	—	3,65,154	5,16,982	5,09,580	4,65,803	5,45,649
" Madras	—	—	—	—	—	2,35,182	3,45,503	2,72,256	3,74,030	4,50,577
" Burm a	—	—	—	—	—	5,71,662	4,90,739	5,34,707	5,48,120	5,96,343
TOTAL	—	—	—	—	—	53,36,183	62,87,644	59,06,059	54,27,078	62,11,178

† Shown as a Foreign Country from 1923-24.

No. 13—continued

ARTICLES, AND COUNTRIES OF CONSIGNMENT; ALSO SHARE OF EACH PROVINCE	QUANTITY					VALUE				
	1922-23	1923-24	1924-25	1925-26	1926-27	1922-23	1923-24	1924-25	1925-26	1926-27
	No.	No.	No.	No.	No.	R	R	R	R	R
Umbrellas and Umbrella fittings—										
<i>Umbrellas, complete, including Parasols and Sunshades (III. F)—</i>										
United Kingdom	252,012	238,284	180,844	204,469	215,896	8,70,566	7,89,582	5,93,456	8,12,159	6,21,914
Ceylon	3,469	5,158	4,758	2,829	10,082	17,162	23,783	20,110	31,919	34,300
Straits Settlements (including Labuan)	35,442	12,641	6,508	14,906	4,406	25,200	13,439	11,321	11,681	12,837
Hongkong	94,908	21,916	1,594	2,039	1,657	61,826	14,817	3,305	5,004	2,030
Zanzibar and Pemba	490	1,010
Other British Possessions	12	..	41	55	40	75	..	188	228	141
TOTAL BRITISH EMPIRE	385,843	277,999	193,743	200,698	232,571	9,74,619	8,40,991	6,28,260	8,69,988	6,71,912
Germany	2,418	5,301	5,612	6,813	4,189	6,695	20,837	21,744	18,631	9,037
Netherlands	150	5,831	3,391	103	..	566	16,435	10,371	237
Belgium	171	1,975	103	65	..	684	2,600	978	319
France	190	411	3,808	12,749	17,784	1,205	1,649	15,340	42,978	45,671
Switzerland	4,400	21,000	20,184	6,000	6,000	15,230	73,076	66,776	18,639	16,325
Italy	560	52	2,896	597	596	2,250	315	6,722	1,500	3,249
Austria	41	21	259	6	7	1,116	23	977	166	36
China (exclusive of Hongkong and Macao)	39,570	7,043	348	1,851	471	21,861	6,822	1,351	2,454	2,547
Japan	42,085	7,407	21,737	8,839	7,447	57,835	21,869	20,275	13,576	10,785
Other Foreign Countries	8	204	44	108	33	83	513	705	333	180
TOTAL FOREIGN COUNTRIES	69,267	41,760	61,809	40,422	31,994	1,46,294	1,20,355	1,65,015	1,09,741	92,335
<i>Share of Bengal</i>	<i>165,402</i>	<i>106,799</i>	<i>31,472</i>	<i>99,979</i>	<i>37,020</i>	<i>5,11,138</i>	<i>3,07,496</i>	<i>62,426</i>	<i>2,32,968</i>	<i>1,92,372</i>
<i>" Bombay</i>	<i>22,895</i>	<i>105,130</i>	<i>22,639</i>	<i>22,723</i>	<i>22,926</i>	<i>1,42,758</i>	<i>2,22,428</i>	<i>2,72,011</i>	<i>2,12,341</i>	<i>2,22,932</i>
<i>" Sind</i>	<i>926</i>	<i>1,487</i>	<i>1,257</i>	<i>2,405</i>	<i>1,550</i>	<i>4,032</i>	<i>5,819</i>	<i>7,944</i>	<i>7,470</i>	<i>6,845</i>
<i>" Madras</i>	<i>13,545</i>	<i>24,446</i>	<i>25,310</i>	<i>26,312</i>	<i>25,322</i>	<i>47,820</i>	<i>39,439</i>	<i>1,21,067</i>	<i>24,860</i>	<i>71,666</i>
<i>" Burma</i>	<i>262,341</i>	<i>21,996</i>	<i>112,277</i>	<i>122,201</i>	<i>71,667</i>	<i>4,18,110</i>	<i>1,22,479</i>	<i>2,29,217</i>	<i>3,36,866</i>	<i>2,24,536</i>
TOTAL	475,110	319,759	255,552	330,620	269,565	11,20,913	9,67,346	7,93,265	9,90,729	7,64,157
Umbrella fittings (III. F)—										
United Kingdom	—	—	—	—	—	9,37,450	15,07,996	12,84,132	10,23,533	8,53,075
Other British Possessions	—	—	—	—	—	..	4	115	111	34
TOTAL BRITISH EMPIRE	—	—	—	—	—	9,37,450	15,08,000	12,84,247	10,23,644	8,53,109
Sweden	—	—	—	—	—	505	1,187
Norway	—	—	—	—	—	2,475
Germany	—	—	—	—	—	6,34,825	9,12,868	11,85,052	17,46,437	21,24,579
Netherlands	—	—	—	—	—	6,844	56,179	27,323	625	3,535
Belgium	—	—	—	—	—	5,255	16,058	6,926	9,145	26,222
France	—	—	—	—	—	..	22,290	43,948	27,322	12,511
Switzerland	—	—	—	—	—	7,230	..
Italy	—	—	—	—	—	145	..	4,107	314	600
Austria	—	—	—	—	—	..	5,503	18,638	6,503	60
Czechoslovakia	—	—	—	—	—	2,022	446
Java	—	—	—	—	—	80
China (exclusive of Hongkong and Macao)	—	—	—	—	—	20,555	12,218	18,729	3,615	10,100
Japan	—	—	—	—	—	12,92,225	16,83,305	12,69,764	12,10,547	14,27,468
Portuguese East Africa	—	—	—	—	—	..	6,204
United States of America— Via Atlantic Coast	—	—	—	—	—	25,093	1,95,661	75,405	3,540	11,227
TOTAL FOREIGN COUNTRIES	—	—	—	—	—	22,25,562	31,23,244	27,49,954	31,16,300	36,29,908
<i>Share of Bengal</i>	<i>—</i>	<i>—</i>	<i>—</i>	<i>—</i>	<i>—</i>	<i>19,52,557</i>	<i>29,73,399</i>	<i>22,19,396</i>	<i>25,02,767</i>	<i>25,74,321</i>
<i>" Bombay</i>	<i>—</i>	<i>—</i>	<i>—</i>	<i>—</i>	<i>—</i>	<i>7,92,675</i>	<i>10,24,769</i>	<i>9,49,346</i>	<i>7,19,780</i>	<i>9,47,324</i>
<i>" Sind</i>	<i>—</i>	<i>—</i>	<i>—</i>	<i>—</i>	<i>—</i>	<i>266</i>	<i>188</i>	<i>128</i>	<i>144</i>	<i>52</i>
<i>" Madras</i>	<i>—</i>	<i>—</i>	<i>—</i>	<i>—</i>	<i>—</i>	<i>15,255</i>	<i>12,576</i>	<i>27,014</i>	<i>1,42,407</i>	<i>1,23,598</i>
<i>" Burma</i>	<i>—</i>	<i>—</i>	<i>—</i>	<i>—</i>	<i>—</i>	<i>6,45,253</i>	<i>6,03,763</i>	<i>6,25,259</i>	<i>7,33,196</i>	<i>8,43,651</i>
TOTAL	—	—	—	—	—	32,22,012	46,21,244	40,21,291	41,40,244	44,92,012

GENERAL IMPORTS

(556)

No. 18—continued

ARTICLES, AND COUNTRIES OF CONSIGNMENT; ALSO SHARE OF EACH PROVINCE	QUANTITY					VALUE				
	1922-23	1923-24	1924-25	1925-26	1926-27	1923-23	1923-24	1924-25	1925-26	1926-27
Umbrellas and Umbrella fittings—continued						R	R	R	R	R
<i>Total value of Umbrellas and Umbrella fittings—</i>										
United Kingdom	—	—	—	—	—	18,08,016	22,97,578	18,77,688	18,85,012	14,74,960
Ceylon	—	—	—	—	—	17,162	23,768	20,110	31,930	34,834
Straits Settlements (including Labuan)	—	—	—	—	—	25,290	18,448	11,386	11,681	12,537
Hongkong	—	—	—	—	—	61,526	14,217	8,805	5,004	2,020
Zanzibar and Pemba	—	—	—	—	—	—	—	—	—	1,010
Other British Possessions	—	—	—	—	—	75	—	158	275	141
TOTAL BRITISH EMPIRE	—	—	—	—	—	19,12,069	23,48,991	19,12,497	18,88,952	15,25,031
Sweden	—	—	—	—	—	505	1,157	8	—	—
Norway	—	—	—	—	—	—	—	—	—	2,475
Germany	—	—	—	—	—	8,41,580	9,39,205	12,08,796	17,65,068	21,44,516
Netherlands	—	—	—	—	—	6,844	56,765	42,758	10,906	3,792
Belgium	—	—	—	—	—	5,255	15,742	9,078	10,118	37,140
France	—	—	—	—	—	1,205	24,930	59,288	70,800	58,182
Switzerland	—	—	—	—	—	15,230	78,076	66,776	25,859	18,325
Italy	—	—	—	—	—	2,398	315	12,829	1,904	3,849
Austria	—	—	—	—	—	1,116	5,628	19,615	6,659	96
Czechoslovakia	—	—	—	—	—	—	90	—	1,027	446
China (exclusive of Hongkong and Macao)	—	—	—	—	—	52,437	20,040	20,080	6,069	18,647
Japan	—	—	—	—	—	14,20,121	19,10,365	14,00,039	13,24,123	14,38,208
Portuguese East Africa	—	—	—	—	—	—	6,204	—	—	—
United States of America— Via Atlantic Coast	—	—	—	—	—	85,165	1,06,078	76,041	3,868	11,892
Other Foreign Countries	—	—	—	—	—	—	6	61	50	75
TOTAL FOREIGN COUNTRIES	—	—	—	—	—	24,31,856	32,49,599	30,14,969	33,26,041	37,32,188
<i>Share of Bengal</i>	—	—	—	—	—	24,69,693	32,81,384	24,82,321	27,30,819	27,68,199
" Bombay	—	—	—	—	—	8,45,430	14,17,194	13,12,367	16,23,161	12,01,316
" Sind	—	—	—	—	—	4,298	5,807	3,130	7,614	6,903
" Madras	—	—	—	—	—	64,136	1,03,903	1,58,083	2,28,327	2,12,564
" Durma	—	—	—	—	—	9,60,368	7,91,302	9,86,675	11,20,072	10,68,187
TOTAL	—	—	—	—	—	43,43,925	55,98,590	48,27,466	51,09,993	52,57,169
Articles, excluding locomotives, etc., for railways—										
<i>Carriages and carts not mechanically propelled and parts thereof (excluding railway carriages, trucks, etc.)—</i>										
<i>Carriages and carts not mechanically propelled (excluding railway carriages, trucks, etc.) (III. F)—</i>	No.	No.	No.	No.	No.					
United Kingdom	1,180	1,127	994	990	1,186	3,22,767	3,58,774	1,08,236	3,33,292	2,53,649
Mesopotamia	—	1	—	—	—	—	3,000	—	—	—
Ceylon	7	6	16	18	6	764	1,115	1,911	1,807	921
Straits Settlements (including Labuan)	152	101	139	171	96	41,443	11,214	21,294	32,776	14,235
Mauritius and Dependencies	1	—	1	—	—	270	—	1,000	—	—
Canada— Via Atlantic Coast	—	—	2	—	—	—	—	2,098	—	—
Other British Possessions	1	1	—	—	1	350	250	—	—	325
TOTAL BRITISH EMPIRE	1,291	1,236	1,152	1,164	1,293	3,65,594	3,74,353	2,24,639	3,67,875	2,69,120

No. 13—continued

ARTICLES, AND COUNTRIES OF CONSIGNMENT; ALSO SHARE OF EACH PROVINCE	QUANTITY					VALUE				
	1922-23	1923-24	1924-25	1925-26	1926-27	1922-23	1923-24	1924-25	1925-26	1926-27
Vehicles, excluding locomotives, etc., for railways—continued										
<i>Carriages and carts not mechanically propelled and parts thereof (excluding railway carriages, trucks, etc.)—continued</i>										
<i>Carriages and carts not mechanically propelled (excluding railway carriages, trucks, etc.)—(III F)—continued</i>	No.	No.	No.	No.	No.					
Sweden	4	320	298	26,390
Germany	2,428	987	477	230	769	2,78,420	1,10,215	74,002	27,002	78,052
Netherlands	323	7	245	98	..	42,220	1,629	38,433	10,016
Belgium	3,755	33	25	109	8	4,16,045	24,084	2,368	11,497	8,831
France	1	1	..	2,062	200
Austria	2	1,350
Java	2	2,000
Japan	1,208	1,628	4,442	1,835	3,182	2,44,496	2,21,703	8,51,684	2,05,240	4,09,978
United States of America— Vid Atlantic Coast	130	213	291	123	87	74,514	96,122	1,22,250	2,220	52,632
Other Foreign Countries	3	1	8	4	..	502	97	906	322
TOTAL FOREIGN COUNTRIES	7,520	3,200	5,563	2,719	4,148	10,16,825	5,97,374	10,78,269	2,38,370	6,46,229
<i>Share of Bengal</i>	<i>6,023</i>	<i>1,563</i>	<i>1,711</i>	<i>634</i>	<i>330</i>	<i>2,25,227</i>	<i>2,69,339</i>	<i>2,20,023</i>	<i>1,04,676</i>	<i>1,27,062</i>
" <i>Bombay</i>	<i>1,292</i>	<i>1,242</i>	<i>663</i>	<i>1,227</i>	<i>755</i>	<i>2,22,216</i>	<i>2,22,029</i>	<i>1,16,427</i>	<i>1,24,600</i>	<i>1,69,222</i>
" <i>Sind</i>	<i>123</i>	<i>249</i>	<i>418</i>	<i>95</i>	<i>873</i>	<i>24,129</i>	<i>74,247</i>	<i>49,262</i>	<i>9,026</i>	<i>1,21,426</i>
" <i>Madras</i>	<i>55</i>	<i>107</i>	<i>227</i>	<i>297</i>	<i>244</i>	<i>25,242</i>	<i>22,214</i>	<i>25,242</i>	<i>46,223</i>	<i>62,200</i>
" <i>Burma</i>	<i>1,152</i>	<i>1,371</i>	<i>2,795</i>	<i>1,930</i>	<i>2,125</i>	<i>2,19,022</i>	<i>2,29,722</i>	<i>7,41,762</i>	<i>4,41,066</i>	<i>4,00,424</i>
{ Protected*	—	—	917	998	1,400	—	—	1,71,262	1,19,041	1,52,160
{ Not protected	—	—	5,798	2,825	4,087	—	—	11,81,776	9,87,210	7,56,269
TOTAL	8,511	4,430	6,715	2,833	5,437	12,22,619	9,71,727	12,99,023	7,96,251	9,14,419
Parts of carriages and carts (excluding rubber tyres) (III P)—										
United Kingdom	—	—	—	—	—	9,87,167	9,06,442	8,95,785	2,71,761	4,15,951
Ceylon	—	—	—	—	—	478	2,897	270	521	224
Straits Settlements (including Labuan)	—	—	—	—	—	15,968	24,542	12,785	12,761	5,089
Transvaal	—	—	—	—	—	8,222	777
Canada— Vid Atlantic Coast	—	—	—	—	—	2,020	2,597
Other British Possessions	—	—	—	—	—	..	525	229	261	440
TOTAL BRITISH EMPIRE	—	—	—	—	—	9,98,612	7,24,406	9,09,230	2,97,265	4,25,678
Sweden	—	—	—	—	—	2,420	..
Denmark	—	—	—	—	—	1,650
Germany	—	—	—	—	—	22,998	50,819	1,22,984	75,247	1,09,221
Netherlands	—	—	—	—	—	2,512	..	17,144	10,111	20,240
Belgium	—	—	—	—	—	24,122	24,972	92,982	26,240	69,229
France	—	—	—	—	—	175	4,701
Italy	—	—	—	—	—	..	1,759	797
Austria	—	—	—	—	—	142	747	2,452
Japan	—	—	—	—	—	1,26,256	5,661	22,937	29,450	22,621
United States of America— Vid Atlantic Coast	—	—	—	—	—	2,20,229	1,09,122	22,222	42,647	47,229
" <i>Pacific</i>	—	—	—	—	—	..	755	259	245	..
Other Foreign Countries	—	—	—	—	—	465	..	150	..	102
TOTAL FOREIGN COUNTRIES	—	—	—	—	—	5,57,598	2,52,642	2,21,997	2,97,960	2,51,551
<i>Share of Bengal</i>	<i>—</i>	<i>—</i>	<i>—</i>	<i>—</i>	<i>—</i>	<i>2,97,476</i>	<i>2,42,124</i>	<i>2,72,229</i>	<i>2,22,424</i>	<i>2,41,022</i>
" <i>Bombay</i>	<i>—</i>	<i>—</i>	<i>—</i>	<i>—</i>	<i>—</i>	<i>1,29,249</i>	<i>94,274</i>	<i>2,29,215</i>	<i>1,29,212</i>	<i>1,14,100</i>
" <i>Sind</i>	<i>—</i>	<i>—</i>	<i>—</i>	<i>—</i>	<i>—</i>	<i>22,227</i>	<i>1,79,225</i>	<i>1,12,222</i>	<i>1,02,710</i>	<i>49,212</i>
" <i>Madras</i>	<i>—</i>	<i>—</i>	<i>—</i>	<i>—</i>	<i>—</i>	<i>61,222</i>	<i>44,222</i>	<i>49,222</i>	<i>26,222</i>	<i>1,04,222</i>
" <i>Burma</i>	<i>—</i>	<i>—</i>	<i>—</i>	<i>—</i>	<i>—</i>	<i>2,72,221</i>	<i>2,16,222</i>	<i>2,26,222</i>	<i>1,02,124</i>	<i>1,22,212</i>
{ Protected	—	—	—	—	—	—	—	2,02,222	2,19,127	2,22,220
{ Not protected*	—	—	—	—	—	—	—	2,72,704	2,22,212	4,56,410
TOTAL	—	—	—	—	—	14,21,211	9,72,048	12,20,027	6,05,256	7,20,229

* Classified from July, 1924.

GENERAL IMPORTS

(558)

No. 19—continued

ARTICLES, AND COUNTRIES OF CONSIGNMENT: ALSO SHARE OF EACH PROVINCE	QUANTITY					VALUE				
	1922-23	1923-24	1924-25	1925-26	1926-27	1922-23	1923-24	1924-25	1925-26	1926-27
Vehicles, excluding locomotives, etc., for railways—continued						R	R	R	R	R
Carriages and carts not mechanically propelled and parts thereof (excluding railway carriages, trucks, etc.)—continued										
Perambulators and children's go-carts (III. F)—	No.	No.	No.	No.	No.					
United Kingdom	2,926	4,185	5,262	5,668	7,346	1,34,285	1,66,167	1,91,022	1,91,602	2,34,507
Other British Possessions	16	85	186	72	31	750	1,145	1,332	1,552	1,346
TOTAL BRITISH EMPIRE	2,942	4,270	5,448	5,740	7,377	1,35,035	1,67,312	1,92,354	1,93,154	2,35,853
Germany	450	688	742	183	100	17,597	20,530	15,075	4,928	2,490
France	3	1	32	4	14	368	112	1,274	208	948
Japan	5	18	3	53	10	170	3,657	66	121	230
United States of America— Via Atlantic Coast	448	511	198	302	142	15,836	21,713	3,037	9,301	4,562
.. Pacific	6	1	..	120	17	..
Other Foreign Countries	5	4	5	24	19	280	188	380	465	1,008
TOTAL FOREIGN COUNTRIES	917	1,162	980	567	285	34,391	46,200	24,882	15,035	9,222
Share of Bengal	760	1,619	1,451	1,131	1,685	26,637	63,171	47,640	36,468	45,341
.. Bombay	1,557	1,843	2,657	2,670	2,965	71,521	73,636	87,643	95,224	1,02,186
.. Sind	390	1,204	1,267	1,135	1,732	46,526	64,792	60,475	40,630	61,613
.. Madras	313	626	431	663	633	12,197	34,363	15,939	20,179	29,115
.. Burma	333	197	622	700	592	13,595	7,500	16,439	15,631	14,920
TOTAL	3,859	5,882	6,428	6,302	7,682	1,69,426	2,12,512	2,17,236	2,08,189	2,45,075
Parts of perambulators and children's go-carts (III. F)										
United Kingdom	—	—	—	—	—	5,221	3,770	3,521	6,618	3,105
Other British Possessions	—	—	—	—	—	185	17	823
TOTAL BRITISH EMPIRE	—	—	—	—	—	5,406	3,787	4,344	6,618	3,105
United States of America— Via Atlantic Coast	—	—	—	—	—	105	433	142	..	5,303
Other Foreign Countries	—	—	—	—	—	250	322	..	173	706
TOTAL FOREIGN COUNTRIES	—	—	—	—	—	355	805	142	173	6,009
Share of Bengal	—	—	—	—	—	779	1,212	327	689	175
.. Bombay	—	—	—	—	—	1,994	1,104	660	763	6,009
.. Sind	—	—	—	—	—	1,107	2,207	2,931	2,488	1,656
.. Madras	—	—	—	—	—	1,657	24	21
.. Burma	—	—	—	—	—	234	45	63	2,346	1,133
TOTAL	—	—	—	—	—	5,771	4,592	4,486	6,786	9,114
Total value of carriages and carts not mechanically propelled and parts thereof (excluding railway carriages, trucks, etc.)—										
United Kingdom	—	—	—	—	—	13,49,440	12,25,153	12,88,665	9,03,268	9,06,812
Mesopotamia	—	—	—	—	—	..	3,125	680	323	385
Ceylon	—	—	—	—	—	1,800	4,377	2,747	2,710	2,116
Straits Settlements (including Labuan)	—	—	—	—	—	57,668	36,218	35,163	47,414	10,643
Mauritius and Dependencies	—	—	—	—	—	270	..	1,000	8,221	..
Canada— Via Atlantic Coast	—	—	—	—	—	2,098	2,920	3,597
.. Pacific	—	—	—	—	—	..	30
Other British Possessions	—	—	—	—	—	470	955	214	181	1,208
TOTAL BRITISH EMPIRE	—	—	—	—	—	14,09,648	12,69,858	12,20,667	9,65,037	9,32,766

No. 13—continued

ARTICLES, AND COUNTRIES OF CONSIGNMENT; ALSO SHARE OF EACH PROVINCE	QUANTITY					VALUE				
	1922-23	1923-24	1924-25	1925-26	1926-27	1922-23	1923-24	1924-25	1925-26	1926-27
Vehicles, excluding locomotives, etc., for railways—continued						R	R	R	R	R
<i>Carriages and carts not mechanically propelled and parts thereof (excluding railway carriages, trucks, etc.)—concluded</i>										
<i>Total value of carriages and carts not mechanically propelled and parts thereof (excluding railway carriages, trucks, etc.)—continued</i>										
Sweden	—	—	—	—	—	..	326	20,309	2,460	..
Denmark	—	—	—	—	—	..	222	1,650
Germany	—	—	—	—	—	2,79,273	1,81,464	2,12,161	1,08,267	2,49,972
Netherlands	—	—	—	—	—	2,643	42,280	16,772	49,712	40,356
Belgium	—	—	—	—	—	5,00,167	1,09,062	96,330	42,222	73,780
France	—	—	—	—	—	593	2,174	1,274	202	2,344
Italy	—	—	—	—	—	..	1,827	622	22	..
Austria	—	—	—	—	—	1,492	777	2,467	150	790
Java	—	—	—	—	—	2,000	50	..
Japan	—	—	—	—	—	2,80,922	2,21,242	2,80,607	2,45,420	2,32,808
United States of America—										
<i>Via Atlantic Coast.</i>	—	—	—	—	—	2,41,224	2,27,461	1,82,761	25,562	1,09,947
<i>" Pacific "</i>	—	—	—	—	—	120	755	229	202	..
Other Foreign Countries	—	—	—	—	—	615	220	407	1,026	222
TOTAL FOREIGN COUNTRIES	—	—	—	—	—	16,09,179	8,98,021	14,25,110	6,11,644	10,15,061
<i>Share of Bengal</i>	—	—	—	—	—	17,00,129	6,52,406	10,99,729	2,74,224	6,12,522
<i>" Bombay</i>	—	—	—	—	—	2,21,620	4,52,202	4,21,222	2,29,200	2,21,227
<i>" Sind</i>	—	—	—	—	—	1,19,022	2,11,211	2,16,002	1,25,222	2,27,070
<i>" Madras</i>	—	—	—	—	—	1,11,164	22,222	21,222	1,02,402	1,22,011
<i>" Burma</i>	—	—	—	—	—	2,06,222	6,52,222	10,22,722	2,02,722	6,72,022
TOTAL	—	—	—	—	—	20,18,227	21,07,279	27,25,077	12,76,221	10,42,221
Cycles, (other than motor cycles) and parts thereof and accessories—										
<i>Cycles imported entire or in sections (III. P)—</i>	No.	No.	No.	No.	No.					
United Kingdom	17,422	22,222	27,272	22,222	212,222	16,17,217	20,01,222	22,22,222	22,22,012	20,12,202
Mesopotamia	1	2	1	..	24	65	120	20	..	2,211
Ceylon	22	5	24	40	52	2,241	222	1,222	2,117	2,201
Straits Settlements (including Labuan)	12	20	42	55	70	722	1,461	2,240	2,422	1,220
Kenya Colony	12	1	..	2,001	22	..
Other British Possessions	6	..	6	14	12	742	..	722	422	420
TOTAL BRITISH EMPIRE	17,421	22,222	27,222	22,222	212,222	16,22,210	20,02,222	22,22,222	22,02,021	20,12,221
Germany	5,204	6,410	2,722	2,452	1,724	2,21,722	2,76,022	1,04,722	1,12,122	72,272
Netherlands	26	1	..	2	2	2,122	72	..	221	121
Belgium	27	1	127	6	22	1,702	20	2,122	224	2,422
France	2	12	22	21	202	422	1,107	6,124	2,422	22,222
Italy	22	12	11	5	19	2,222	1,022	1,102	202	244
Austria	12	240	2	2	..	1,222	2,722	420	142
China (exclusive of Hong-kong and Macao)	2	24	2	210	1,222	222
Japan	7	2	2	126	42	277	111	247	2,220	1,220
United States of America—										
<i>Via Atlantic Coast.</i>	111	20	42	42	102	12,172	2,224	2,141	2,122	2,202
<i>" Pacific "</i>	12	274
Other Foreign Countries	11	7	2	7	11	222	210	27	277	701
TOTAL FOREIGN COUNTRIES	5,449	6,204	4,221	2,720	2,222	2,42,242	2,24,222	2,21,412	1,22,710	1,21,221

GENERAL IMPORTS

(560)

No. 13—continued

ARTICLES, AND COUNTRIES OF CONSIGNMENT, ALSO SHARE OF EACH PROVINCE	QUANTITY					VALUE				
	1922-23	1923-24	1924-25	1925-26	1926-27	1922-23	1923-24	1924-25	1925-26	1926-27
Vehicles, excluding locomotives, etc., for railways—continued										
Cycles (other than motor cycles) and parts thereof and accessories—continued										
Cycles imported entire or in sections (III F)—continued	No.	No.	No.	No.	No.					
Share of Bengal	6,476	16,239	23,379	40,291	41,539	6,74,024	14,16,366	17,62,831	26,24,713	26,02,301
" Bombay	7,823	15,370	20,123	25,767	33,338	5,53,605	3,91,453	11,65,370	11,65,236	14,55,961
" Sind	4,202	7,102	9,752	15,333	21,946	3,03,967	4,69,088	6,62,400	8,16,743	1,20,78,431
" Madras	2,733	3,515	4,981	7,550	11,114	2,66,813	2,79,230	3,67,345	4,29,259	6,00,351
" Burma	1,806	2,658	3,757	7,409	7,600	1,67,329	2,32,499	2,16,998	3,52,750	4,05,222
TOTAL	22,940	44,884	62,008	98,649	115,528	19,65,643	32,87,651	41,65,994	58,98,751	60,42,170
Parts of cycles and accessories (excluding rubber tyres) (III F)—										
United Kingdom	—	—	—	—	—	13,18,840	18,74,727	25,74,450	34,51,477	32,55,948
Ceylon	—	—	—	—	—	1,087	462	384	32	916
Straits Settlements (including Labuan)	—	—	—	—	—	1,204	1,055	3,012	1,826	8,691
Other British Possessions	—	—	—	—	—	—	100	—	10	15
TOTAL BRITISH EMPIRE	—	—	—	—	—	13,21,201	19,76,344	25,77,796	34,58,305	32,65,568
Sweden	—	—	—	—	—	8,436	434	—	237	10
Germany	—	—	—	—	—	3,33,506	6,99,259	8,80,615	11,61,753	12,17,380
Netherlands	—	—	—	—	—	1,60,614	25,269	13,080	34,535	37,498
Belgium	—	—	—	—	—	2,395	2,132	2,563	2,584	7,086
France	—	—	—	—	—	5,335	2,644	968	12,780	35,275
Switzerland	—	—	—	—	—	904	—	—	1,340	—
Italy	—	—	—	—	—	137	1,116	678	494	187
Serb-Croat Slovene State (Jugo Slavia)	—	—	—	—	—	—	—	—	1,364	—
Japan	—	—	—	—	—	33,334	53,839	67,267	41,246	65,713
United States of America—										
Via Atlantic Coast	—	—	—	—	—	9,061	12,459	14,966	26,797	35,938
" Pacific "	—	—	—	—	—	2	—	—	—	—
Other Foreign Countries	—	—	—	—	—	843	530	—	17	535
TOTAL FOREIGN COUNTRIES	—	—	—	—	—	6,55,072	7,97,782	9,80,137	12,83,147	13,99,607
Share of Bengal	—	—	—	—	—	6,10,720	10,18,034	12,44,413	16,71,833	16,56,336
" Bombay	—	—	—	—	—	6,69,163	3,22,915	12,00,629	14,71,155	12,56,574
" Sind	—	—	—	—	—	2,45,736	3,06,453	4,23,362	6,61,004	6,77,223
" Madras	—	—	—	—	—	3,70,926	4,00,743	5,18,136	6,43,731	7,27,364
" Burma	—	—	—	—	—	90,579	1,19,876	1,65,233	2,32,769	2,38,379
TOTAL	—	—	—	—	—	19,76,273	28,74,076	35,57,933	47,36,542	46,65,175
Total value of Cycles (other than motor cycles) and parts thereof and accessories—										
United Kingdom	—	—	—	—	—	29,36,057	47,76,186	65,13,307	87,07,495	91,69,648
Mesopotamia	—	—	—	—	—	65	150	30	—	2,211
Ceylon	—	—	—	—	—	3,408	785	1,917	2,199	3,817
Straits Settlements (including Labuan)	—	—	—	—	—	2,027	2,516	6,352	5,278	10,571
Kenya Colony	—	—	—	—	—	2,001	—	—	35	15
Other British Possessions	—	—	—	—	—	743	100	736	429	460
TOTAL BRITISH EMPIRE	—	—	—	—	—	29,44,301	47,79,737	65,22,372	87,15,436	91,89,722
Sweden	—	—	—	—	—	8,576	544	—	774	707
Germany	—	—	—	—	—	7,05,232	10,75,346	10,74,778	12,74,939	12,96,252
Netherlands	—	—	—	—	—	1,62,776	25,345	13,080	34,766	37,659
Belgium	—	—	—	—	—	4,097	2,222	10,743	2,933	9,569
France	—	—	—	—	—	5,767	3,751	7,122	16,219	67,571
Switzerland	—	—	—	—	—	1,064	—	32	1,340	—
Italy	—	—	—	—	—	2,976	2,211	1,737	386	1,111
Austria	—	—	—	—	—	1,327	1,753	3,752	467	246
Serb-Croat Slovene State (Jug-Slavia)	—	—	—	—	—	—	—	—	1,364	—

No. 13—continued

ARTICLES, AND COUNTRIES OF CONSIGNMENT; ALSO SHARE OF EACH PROVINCE	QUANTITY					VALUE				
	1922-23	1923-24	1924-25	1925-26	1926-27	1922-23	1923-24	1924-25	1925-26	1926-27
Vehicles, excluding locomotives, etc., for railways—continued						R	R	R	R	R
Cycles (other than motor cycles) and parts thereof and accessories—concluded										
Total value of Cycles (other than motor cycles and parts thereof and accessories)—continued										
China (exclusive of Hongkong and Macao)	—	—	—	—	—	510	1,858	555
Japan	—	—	—	—	—	24,211	54,000	97,614	45,326	67,578
United States of America—										
<i>Via Atlantic Coast</i>	—	—	—	—	—	21,228	16,019	17,107	23,920	32,840
<i>" Pacific "</i>	—	—	—	—	—	276
Other Foreign Countries	—	—	—	—	—	50	800	22	140	435
TOTAL FOREIGN COUNTRIES	—	—	—	—	—	6,97,615	11,81,900	12,01,555	14,09,657	16,20,033
Share of Bengal	—	—	—	—	—	12,24,744	24,23,469	29,92,229	42,96,006	41,67,939
<i>Bombay</i>	—	—	—	—	—	12,12,662	17,29,223	22,45,999	26,29,441	27,12,532
<i>Sind</i>	—	—	—	—	—	5,49,753	7,75,461	19,91,229	16,77,767	17,25,624
<i>Madras</i>	—	—	—	—	—	6,26,243	6,79,978	2,25,521	10,77,990	13,37,016
<i>Burma</i>	—	—	—	—	—	2,27,998	3,28,278	2,22,226	6,36,899	6,93,601
TOTAL	—	—	—	—	—	29,41,916	59,61,727	77,23,927	1,01,25,293	1,07,07,346
Mechanically propelled vehicles (excluding railway locomotives and tractors)—										
Aircraft (III. P)—	No.	No.	No.	No.	No.					
United Kingdom	1	4,330
Straits Settlements (including Labuan)	1	4,000
TOTAL BRITISH EMPIRE	2	8,330
Germany	1	22,115
Austria	2	7,986
TOTAL FOREIGN COUNTRIES	2	..	1	7,986	..	22,115
Share of Bombay	2	1	7,986	4,330
<i>Madras</i>	1	22,115
<i>Burma</i>	1	4,000
TOTAL	2	..	1	..	2	7,986	..	22,115	..	8,330
Parts of aircraft (III. P)—										
United Kingdom	—	—	—	—	—	982	2,269	1,02,918	7,589	7,899
Straits Settlements (including Labuan)	—	—	—	—	—	27	78
Federated Malay States	—	—	—	—	—	2,488
TOTAL BRITISH EMPIRE	—	—	—	—	—	982	2,269	1,02,918	7,589	10,466
France	—	—	—	—	—	10,224	..
Japan	—	—	—	—	—	10,000	..	100
Egypt	—	—	—	—	—	2,496
United States of America	—	—	—	—	—	10,024
<i>Via Atlantic Coast</i>	—	—	—	—	—
<i>" Pacific "</i>	—	—	—	—	—	2,00,000
Other Foreign Countries	—	—	—	—	140	870
TOTAL FOREIGN COUNTRIES	—	—	—	—	2,20,024	10,264	4,466
Share of Bengal	—	—	—	—	—	982	..	2,47,746
<i>Bombay</i>	—	—	—	—	—	27,222	2,496	5,222
<i>Sind</i>	—	—	—	—	—	..	704	12,221	21,753	2,749
<i>Burma</i>	—	—	—	—	—	..	2,488	24,219	7,591	2,604
TOTAL	—	—	—	—	—	982	2,269	2,23,002	17,959	16,926
Motor Cars (including taxi cabs) (III. P)—	No.	No.	No.	No.	No.					
United Kingdom	449	1,005	1,522	2,209	2,546	22,23,270	45,23,974	60,29,222	77,29,925	80,42,223
Gibraltar	1	520
Aden and Dependencies	3	2	4	8	12	2,220	2,900	4,205	14,624	20,779
Mesopotamia	1	52	11	2	1	250	82,127	14,677	5,212	2,100
Bahrain Islands	1	2	2,000	2,400
Ceylon	19	12	16	17	24	23,142	29,041	43,325	29,212	63,468
Straits Settlements (including Labuan)	228	37	19	19	20	5,26,494	65,751	43,752	22,059	46,042

† Shown as a Foreign Country from 1922-24.

ARTICLES, AND COUNTRIES OF CONSIGNMENT; ALSO SHARE OF EACH PROVINCE	QUANTITY					VALUE				
	1922-23	1923-24	1924-25	1925-26	1926-27	1922-23	1923-24	1924-25	1925-26	27
Vehicles, excluding locomotives, etc., for railways—continued						R	R	R	R	
Mechanically propelled vehicles (excluding railway locomotives and tractors)—continued										
Motor cars (including taxi cabs) (III. F)—continued	No.	No.	No.	No.	No.					
Federated Malay States	1	1	2,400	975	..
Hongkong	1
Egypt	1	2,852
Cape of Good Hope	1	81	..	3,450	94,574	..
Natal	1	1	..	2	2	12,000	3,500	..	5,100	..
Kenya Colony	1	2	3	1	2	1,500	2,000	5,200	2,000	..
Mauritius and Dependencies	1	2	3,750	10,875
Seychelles	12	11,628
Canada— Vid Atlantic Coast	1,843	3,290	3,955	4,775	4,475	36,51,777	64,56,633	65,48,822	72,46,485	70,1
" Pacific "	3	..	1	..	1	9,358	..	5,365
South Australia (including Northern Territory)	1
Victoria	1	1,250	..
Queensland	1	1	..	3,500	2,000	..
Australian Commonwealth (Total)	1	2	1	3,500	3,250	..
TOTAL BRITISH EMPIRE	2,554	4,408	5,704	7,307	7,089	75,37,663	1,11,90,531	1,27,74,265	1,52,13,917	1,52,1
Germany	55	44	22	19	22	2,45,824	2,04,664	57,560	52,128	8
Netherlands	2	1	1	1	3	4,497	1,200	2,000	2,921	..
Belgium	119	135	81	46	18	5,38,929	4,33,959	3,29,026	1,15,378	61
France	61	153	215	367	607	3,39,230	5,55,916	4,93,797	9,80,878	14,0
Spain	1	22,500	..
Switzerland	1	..	1	7,218	..	1,670
Italy	131	370	235	800	1,416	6,81,595	11,11,149	9,39,059	27,08,342	36,91
Austria	13	..	1	8	2	91,731	..	2,470	12,890	17
Native States in Arabia other than Maskat Territory and Trucial Oman	1	..	1	2,500
Persia	1	..	2	1,250	..	7,000
Siam	2	5,400	..
Java	..	3	..	3	10,000	..	4,200	..
China (exclusive of Hongkong and Macao)	3	..	4	9,200	..	6
Egypt	..	3	8	..	4	..	3,791	22,781	..	11
Portuguese East Africa	..	1	1,581
United States of America— Vid Atlantic Coast	1,382	2,859	3,103	4,142	4,024	43,83,661	69,28,912	73,37,092	90,40,510	88,92
" Pacific "	4	6	3	1	6	8,331	15,297	8,501	2,164	7,1
Other Foreign Countries	..	1	1	..	300
TOTAL FOREIGN COUNTRIES	1,769	3,576	3,676	5,450	6,108	63,02,316	92,72,769	92,12,656	1,30,11,807	1,41,96
Share of Bengal	1,308	2,374	2,369	3,362	4,199	37,72,632	67,31,754	67,06,951	80,12,304	89,75
" Bombay "	1,471	2,331	2,537	3,663	3,573	59,51,332	72,28,912	89,27,335	96,24,196	95,15
" Sind "	223	595	744	2,873	1,825	6,20,237	16,53,364	19,17,781	40,43,307	33,76
" Madras "	791	1,162	1,070	1,936	1,938	19,95,162	24,49,335	22,80,571	37,25,471	33,33
" Burma "	526	1,032	1,010	1,424	1,667	15,00,126	23,99,335	21,54,842	28,19,336	31,69
TOTAL	4,823	7,984	9,380	12,757	13,197	1,38,39,979	2,04,63,300	2,19,86,921	2,82,25,724	2,94,17,6
Motor cycles (including scooters) (III. F)—	No.	No.	No.	No.	No.					
United Kingdom	500	831	1,201	1,458	1,665	5,12,724	5,98,864	7,91,222	8,82,309	9,76,01
Aden and Dependencies	3	7	3	2	3	4,750	5,238	1,702	1,270	1,71
Mesopotamia	17	13	8	2	2	27,445	4,800	3,447	1,250	6
Ceylon	20	15	16	15	8	13,204	11,564	9,264	7,202	3,91
Straits Settlements (including Labuan)	15	9	13	8	7	18,140	5,620	5,857	5,064	2,21
Kenya Colony	..	2	7	3,274	3,113
Canada— Vid Atlantic Coast	2	1,822
Other British Possessions	3	1	3	3	3	1,532	350	1,360	1,050	1,02
TOTAL BRITISH EMPIRE	568	878	1,253	1,468	1,683	6,72,845	6,29,710	8,17,737	8,98,145	9,65,67

1 Shows as a Foreign Country from 1923-24.

No. 13—continued

ARTICLES, AND COUNTRIES OF CONSIGNMENT; ALSO SHARE OF EACH PROVINCE	QUANTITY					VALUE				
	1923-24	1924-25	1925-26	1926-27	1927-28	1928-29	1929-30	1930-31	1931-32	1932-33
	No.	No.	No.	No.	No.	R	R	R	R	R
Vehicles, excluding locomotives, etc., for railways—continued										
Mechanically propelled vehicles (excluding railway locomotives and tractors)—continued										
Motor Cycles (including scooters) (III. P)—contd.	No.	No.	No.	No.	No.					
Denmark	1	1,436
Germany	32	63	9	6	8	25,624	23,689	2,182	2,070	5,035
Netherlands	5	1	2,500	550
Belgium	2	1	..	2	4	5,000	577	..	1,035	2,458
France	6	8	..	18	19	7,375	2,048	..	4,087	6,816
Java	1	1	2	..	400	..	400	1,500
Philippine Islands and Guam	..	1	1,200
China (exclusive of Hongkong and Macao).	..	2	1	..	1,150	450
Japan	1	1	1,200	300
Egypt †	4	8	2,200	1,437
United States of America—										
<i>Via Atlantic Coast</i>	261	228	180	118	75	2,49,768	2,58,683	1,40,450	70,406	44,514
Other Foreign Countries	1	1	5	1	4	800	400	1,574	228	1,205
TOTAL FOREIGN COUNTRIES	308	304	208	141	115	2,92,267	2,96,417	1,43,066	80,204	61,210
Share of Bengal	329	432	544	335	743	3,12,605	3,26,038	3,79,261	3,26,829	4,26,466
<i>Bombay</i>	176	244	315	230	233	1,88,364	1,95,344	2,07,441	2,01,400	1,72,633
<i>Sind</i>	91	163	216	201	248	22,931	1,18,249	1,32,758	1,20,788	1,51,683
<i>Madras</i>	159	148	222	311	345	1,68,882	1,17,276	1,41,968	1,23,104	1,04,247
<i>Burma</i>	114	145	182	269	186	1,07,439	1,13,611	1,07,441	1,16,479	1,62,850
TOTAL	806	1,182	1,456	1,429	1,808	8,65,112	9,28,127	9,65,578	9,80,249	10,46,800
Motor omnibuses, motor vans and motor lorries (III. P)—	No.	No.	No.	No.	No.					
United Kingdom	92	61	100	338	341	10,36,767	6,08,324	5,46,222	14,23,179	10,25,020
Mesopotamia	8	1	3	15,069	2,500	1,850	..
Ceylon	2	..	1	..	1	10,000	..	1,203	..	2,170
Straits Settlements (including Labuan)	1	6	19	26	16	6,998	10,000	20,222	21,627	27,226
Transvaal	12	12,278
Kenya Colony	1	..	3	800	..	1,500	..
Tanganyika Territory	6	3,250
Mauritius and Dependencies	10	17,325
Canada—										
<i>Via Atlantic Coast</i>	210	599	1,225	2,378	3,529	3,65,941	8,48,648	16,16,586	20,10,859	47,00,120
Other British Possessions	1	900
TOTAL BRITISH EMPIRE	321	675	1,359	2,747	3,886	14,20,276	14,73,422	22,09,927	44,69,014	67,63,695
Germany	13	2	3	1	10	54,727	15,608	12,839	1,518	10,390
Netherlands	1	1,867	..
Belgium	9	2	1	..	5	22,225	9,567	4,478	..	25,862
France	4	9	5	10	21	92,408	22,064	18,686	51,586	65,025
Portugal	2	4,622	..
Italy	2	12	65	99	..	12,258	31,321	1,04,751	2,03,312
United States of America—										
<i>Via Atlantic Coast</i>	123	352	782	2,014	2,322	5,66,938	9,67,567	15,94,117	41,29,330	49,38,772
TOTAL FOREIGN COUNTRIES	159	349	803	2,093	2,457	7,47,298	10,27,989	16,62,436	43,63,668	52,44,461

† Shown as a Foreign Country from 1923-24.
 * Sub-divided into "Imported with bodies" and "Chassis" from 1925-26.

ARTICLES, AND COUNTRIES OF CONSIGNMENT; ALSO SHARE OF EACH PROVINCE	QUANTITY					VALUE				
	1922-23	1923-24	1924-25	1925-26	1926-27	1922-23	1923-24	1924-25	1925-26	1926-27
Vehicles, excluding locomotives, etc., for railways—continued						R	R	R	R	R
Mechanically propelled vehicles (excluding railway locomotives and tractors)—continued										
Motor omnibuses, motor vans and motorlorries (III. F)—continued*	No.	No.	No.	No.	No.					
Share of Bengal	301	390	672	1,443	1,560	7,94,930	8,17,057	11,29,614	30,12,632	31,26,762
„ Bombay	123	277	697	1,321	1,601	9,11,181	8,44,895	12,94,367	22,15,985	29,46,013
„ Sind	15	56	120	325	372	62,808	2,19,353	2,35,656	7,33,937	17,01,047
„ Madras	112	265	514	1,105	1,423	3,42,281	4,70,399	8,30,300	16,59,142	22,26,359
„ Burma	24	56	159	646	887	75,390	1,49,707	2,82,426	10,01,286	19,97,970
TOTAL	480	1,044	2,162	4,840	6,348	21,70,574	25,01,411	38,72,363	88,22,682	1,10,98,156
Motor Omnibuses (III. F) (a)—Imported with bodies—				No.	No.					
United Kingdom	—	—	—	46	62	—	—	—	2,63,090	5,27,655
Mesopotamia	—	—	—	3	—	—	—	—	1,850	—
Straits Settlements (including Labuan). Kenya Colony	—	—	—	3	4	—	—	—	—	5,268
Canada— Via Atlantic Coast	—	—	—	209	437	—	—	—	3,33,847	0,00,217
TOTAL BRITISH EMPIRE	—	—	—	261	503	—	—	—	6,00,287	11,43,160
Germany	—	—	—	1	1	—	—	—	1,513	1,039
Netherlands	—	—	—	1	—	—	—	—	1,867	—
Belgium	—	—	—	—	2	—	—	—	—	17,131
France	—	—	—	5	4	—	—	—	22,090	16,440
Italy	—	—	—	7	12	—	—	—	18,291	22,859
United States of America— Via Atlantic Coast	—	—	—	351	476	—	—	—	8,62,342	11,54,978
TOTAL FOREIGN COUNTRIES	—	—	—	365	495	—	—	—	9,07,003	12,12,353
Share of Bengal	—	—	—	70	64	—	—	—	1,40,663	1,21,324
„ Bombay	—	—	—	263	503	—	—	—	7,84,091	10,67,484
„ Sind	—	—	—	156	352	—	—	—	4,33,830	3,80,513
„ Madras	—	—	—	1	2	—	—	—	12,394	17,131
„ Burma	—	—	—	36	77	—	—	—	1,36,312	3,19,061
TOTAL	—	—	—	626	998	—	—	—	16,07,290	23,55,513
Chassis (III. F) (a)—				No.	No.					
United Kingdom	—	—	—	292	279	—	—	—	11,60,089	13,85,974
Ceylon	—	—	—	—	1	—	—	—	—	2,120
Straits Settlements (including Labuan). Canada— Via Atlantic Coast	—	—	—	25	11	—	—	—	31,627	32,538
TOTAL BRITISH EMPIRE	—	—	—	2,486	3,383	—	—	—	38,68,727	66,10,533
Germany	—	—	—	—	9	—	—	—	—	9,351
Belgium	—	—	—	—	3	—	—	—	—	3,731
France	—	—	—	5	17	—	—	—	28,595	49,179
Portugal	—	—	—	2	—	—	—	—	4,022	—
Italy	—	—	—	58	37	—	—	—	1,46,460	1,30,953
United States of America— Via Atlantic Coast	—	—	—	1,663	1,846	—	—	—	32,66,988	37,83,894
TOTAL FOREIGN COUNTRIES	—	—	—	1,728	1,962	—	—	—	34,46,665	40,32,108
Share of Bengal	—	—	—	1,373	1,496	—	—	—	22,71,969	29,95,438
„ Bombay	—	—	—	958	1,098	—	—	—	14,31,894	18,73,534
„ Sind	—	—	—	169	520	—	—	—	2,99,807	3,80,634
„ Madras	—	—	—	1,104	1,421	—	—	—	18,46,743	22,09,228
„ Burma	—	—	—	610	810	—	—	—	3,64,974	16,78,909
TOTAL	—	—	—	4,214	5,345	—	—	—	73,15,392	96,42,643

(a) Separately recorded from 1925-26.
* Sub-divided into "Imported with bodies" and "Chassis" from 1925-26.

No. 13—continued

ARTICLES, AND COUNTRIES OF CONSIGNMENT; ALSO SHARE OF EACH PROVINCE	QUANTITY.					VALUE.				
	1922-23	1923-24	1924-25	1925-26	1926-27	1922-23	1923-24	1924-25	1925-26	1926-27
						R	R	R	R	R
Vehicles excluding loco- motives, etc., for railways— continued										
Mechanically propelled vehi- cles (excluding railway locomotives and tractors)— continued										
Tram cars (III. F)—	No.	No.	No.	No.	No.					
United States of America—										
Via Atlantic Coast . . .	4	10,888
Share of Burma . . .	4	10,888
Parts of mechanically pro- pelled vehicles and acces- sories, other than of aircraft (excluding rubber tyres) (III. F)—										
United Kingdom . . .	—	—	—	—	—	18,86,037	16,21,357	19,46,687	22,63,188	26,64,404
Aden and Dependencies . . .	—	—	—	—	—	8,033	187	..	1,869	721
Mesopotamia . . .	—	—	—	—	—	1,89,079	64,271	2,765	2,141	286
Ceylon . . .	—	—	—	—	—	8,276	10,793	9,676	8,816	7,245
Straits Settlements (includ- ing Labuan) . . .	—	—	—	—	—	57,057	80,596	56,108	14,828	15,151
Hongkong . . .	—	—	—	—	—	1,000	..	120
Canada—										
Via Atlantic Coast . . .	—	—	—	—	—	8,01,766	8,21,966	5,60,821	8,48,100	10,50,204
" Pacific " . . .	—	—	—	—	—	634
Other British Possessions . . .	—	—	—	—	—	700	120	1,223	421	344
TOTAL BRITISH EMPIRE	—	—	—	—	—	24,08,238	21,08,240	25,66,870	31,51,141	37,38,041
Denmark . . .	—	—	—	—	—	..	1,855	1,220
Germany . . .	—	—	—	—	—	1,77,860	1,24,795	1,40,998	2,27,686	2,08,624
Netherlands . . .	—	—	—	—	—	55,598	58,101	24,740	23,041	67,792
Belgium . . .	—	—	—	—	—	19,409	22,966	23,429	21,148	12,011
Luxemburg . . .	—	—	—	—	—	20,182
France . . .	—	—	—	—	—	36,287	55,400	89,206	1,08,811	1,46,684
Spain . . .	—	—	—	—	—	25,526	233
Switzerland . . .	—	—	—	—	—	300	4,402	7,668	..	1,494
Italy . . .	—	—	—	—	—	29,445	65,243	45,400	64,473	1,14,421
Austria . . .	—	—	—	—	—	16,642	261	2,248	2,557	2,263
Java . . .	—	—	—	—	—	1,021	..	841
Japan . . .	—	—	—	—	—	10,223	9,246	18,704	8,22,778	1,59,991
Portuguese East Africa . . .	—	—	—	—	—	..	1,097	..	223	..
United States of America—										
Via Atlantic Coast . . .	—	—	—	—	—	18,46,537	17,44,066	23,25,577	31,83,304	37,86,191
" Pacific " . . .	—	—	—	—	—	17,276	5,482	25,418	1,277	1,20,641
Other Foreign Countries . . .	—	—	—	—	—	1,602	704	751	2,179	39
TOTAL FOREIGN COUNTRIES	—	—	—	—	—	22,67,134	21,24,962	27,20,838	26,63,652	47,16,541

ARTICLES, AND COUNTRIES OF CONSIGNMENT; ALSO SHARE OF EACH PROVINCE	QUANTITY					VALUE				
	1922-23	1923-24	1924-25	1925-26	1926-27	1922-23	1923-24	1924-25	1925-26	1926-27
Vehicles, excluding locomotives, etc., for railways—continued						R	R	R	R	R
Mechanically propelled vehicles (excluding railway locomotives and tractors)—continued										
Parts of mechanically propelled vehicles and accessories, other than of aircraft (excluding rubber tyres) (III. F)—continued										
Share of Bengal	—	—	—	—	—	17,00,334	13,49,851	15,68,332	18,00,137	25,20,533
„ Bombay	—	—	—	—	—	16,89,123	14,79,329	19,91,631	25,58,752	31,88,009
„ Sind	—	—	—	—	—	3,10,825	3,72,997	4,39,563	5,57,440	6,94,710
„ Madras	—	—	—	—	—	6,76,111	6,75,936	7,67,548	12,59,522	11,38,495
„ Burma	—	—	—	—	—	3,94,029	3,55,109	5,50,234	6,38,942	9,61,855
TOTAL	—	—	—	—	—	46,70,422	42,33,222	53,17,208	68,14,793	84,53,602
Total value of mechanically propelled vehicles (excluding railway locomotives and tractors)—										
United Kingdom	—	—	—	—	—	66,70,470	73,80,988	94,76,312	1,23,66,057	1,36,08,555
Aden and Dependencies	—	—	—	—	—	16,003	9,295	6,507	17,744	23,313
Mesopotamia	—	—	—	—	—	2,17,374	1,66,258	23,389	10,453	2,990
Bahrain Islands	—	—	—	—	—	3,100	..	40	..	2,400
Ceylon	—	—	—	—	—	64,722	51,368	63,523	51,931	81,794
Straits Settlements (including Labuan)	—	—	—	—	—	6,02,684	1,74,087	1,35,950	83,605	1,05,367
Federated Malay States	—	—	—	—	—	750	350	3,973	1,107	2,754
Hongkong	—	—	—	—	—	1,000	..	620	..	2,350
Egypt*	—	—	—	—	—	2,852	—	—	—	—
Cape of Good Hope	—	—	—	—	—	3,450	94,574	..
Natal	—	—	—	—	—	12,040	3,580	..	5,100	0,667
Transvaal	—	—	—	—	—	12,273
Kenya Colony	—	—	—	—	—	2,332	6,124	8,813	3,698	4,215
Tanganyika Territory	—	—	—	—	—	3,500	..	10
Mauritius and Dependencies	—	—	—	—	—	21,075	10,875	..	6	..
Seychelles	—	—	—	—	—	11,623	300	..
Canada —										
<i>Via</i> Atlantic Coast	—	—	—	—	—	43,09,484	76,22,247	87,37,001	1,11,00,533	1,28,67,849
„ Pacific „	—	—	—	—	—	9,358	..	5,365	..	1,838
South Australia (including Northern Territory)	—	—	—	—	—	1,500
Victoria	—	—	—	—	—	310	..	700	1,345	..
Queensland	—	—	—	—	—	3,500	2,600	..
Australian Commonwealth (Total)	—	—	—	—	—	3,810	..	700	3,945	1,500
Other British Possessions	—	—	—	—	—	160	750	950
TOTAL BRITISH EMPIRE	—	—	—	—	—	1,10,44,004	1,54,05,172	1,84,91,267	2,37,30,803	2,67,15,532
Denmark	—	—	—	—	—	..	1,855	2,665
Germany	—	—	—	—	—	5,04,085	3,73,721	2,46,630	2,83,997	4,04,785
Netherlands	—	—	—	—	—	62,590	59,301	36,740	27,329	77,878
Belgium	—	—	—	—	—	5,95,653	4,68,049	4,53,334	1,37,581	1,10,046
Luxemburg	—	—	—	—	—	20,132
France	—	—	—	—	—	4,76,350	6,66,438	5,00,342	11,55,535	16,24,385
Spain	—	—	—	—	—	25,526	233	..	22,500	..
Portugal	—	—	—	—	—	4,622	..
Switzerland	—	—	—	—	—	7,518	4,402	8,733	..	2,115
Italy	—	—	—	—	—	7,21,040	11,88,650	10,15,780	29,93,702	40,10,107

* Shown as a Foreign Country from 1923-24.

No. 13—continued

ARTICLES, AND COUNTRIES OF CONSIGNMENT; ALSO SHARE OF EACH PROVINCE	QUANTITY					VALUE				
	1922-23	1923-24	1924-25	1925-26	1926-27	1922-23	1923-24	1924-25	1925-26	1926-27
Vehicles, excluding loco- motives, etc., for railways— continued.										
Mechanically propelled vehi- cles, excluding railway loco- motives and tractors— concluded.										
Total value of mechanically propelled vehicles and accessories (excluding locomotives and tractors)— continued.										
Austria	—	—	—	—	—	1,18,359	361	6,493	15,447	19,520
Native States in Arabia other than Muskat Terri- tory and Trucial Oman . . .	—	—	—	—	—	2,813	..	500
Persia	—	—	—	—	—	1,745	85	7,875	986	500
Java	—	—	—	—	—	..	16,400	1,031	4,000	2,347
Slam	—	—	—	—	—	343	5,406	..
Philippine Islands and Guam	—	—	—	—	—	..	1,300
China (exclusive of Hongkong and Macao)	—	—	—	—	—	1,635	1,580	9,440	212	6,950
Japan	—	—	—	—	—	11,533	9,355	22,704	22,775	1,50,200
Egypt *	—	—	—	—	—	..	6,043	24,292	..	15,495
Portuguese East Africa . . .	—	—	—	—	—	..	2,642	..	252	..
United States of America— Via Atlantic Coast	—	—	—	—	—	70,57,792	98,09,240	1,14,08,326	1,54,41,619	1,76,82,145
.. Pacific	—	—	—	—	—	25,709	20,759	2,42,910	2,521	1,27,776
Other Foreign Countries . . .	—	—	—	—	—	222	807	..	1,121	50
TOTAL FOREIGN COUNTRIES	—	—	—	—	—	96,27,029	1,27,21,157	1,29,06,214	2,11,27,005	2,42,33,963
Share of Bengal	—	—	—	—	—	66,21,363	82,32,720	1,00,21,804	1,31,82,123	1,40,48,106
.. Bombay	—	—	—	—	—	37,42,526	37,42,526	1,24,68,260	1,45,88,289	1,52,30,118
.. Sind	—	—	—	—	—	9,71,945	22,59,742	28,46,019	24,67,893	62,28,222
.. Madras	—	—	—	—	—	31,22,236	37,22,994	40,42,436	70,37,339	74,92,334
.. Burma	—	—	—	—	—	20,27,263	30,20,277	31,19,263	45,22,164	62,19,415
TOTAL	—	—	—	—	—	2,15,71,043	2,21,26,220	2,24,27,482	4,48,67,408	5,00,20,515
Ships, parts of (including Launches and Boats) (ILL, P)—										
United Kingdom	—	—	—	—	—	52,61,708	64,60,499	10,23,279	8,70,402	2,65,502
Aden and Dependences . . .	—	—	—	—	—	2,050	..
Mesopotamia	—	—	—	—	—	2,98,374	5,27,500	9,750	8,000	..
Ceylon	—	—	—	—	—	1,343	1,22,060	9,574	2,980	4,115
Straits Settlements (includ- ing Labuan)	—	—	—	—	—	22,276	6,906	18,108	7,215	40,224
Natal	—	—	—	—	—	8,000
Mauritius and Dependences	—	—	—	—	—	..	3,600	..	12,500	..
Seychelles	—	—	—	—	—
Canada— Via Atlantic Coast	—	—	—	—	—	2,762
New South Wales	—	—	—	—	—	2,000
Australian Commonwealth (Total)	—	—	—	—	—	50	..	200
Other British Possessions . .	—	—	—	—	—
TOTAL BRITISH EMPIRE	—	—	—	—	—	56,94,441	71,22,567	11,25,768	9,05,807	2,30,001

* Shows as a Foreign Country from 1922-24.

GENERAL IMPORTS

(568)

No. 13—continued

ARTICLES, AND COUNTRIES OF CONSIGNMENT; ALSO SHARE OF EACH PROVINCE	QUANTITY					VALUE				
	1922-23	1923-24	1924-25	1925-26	1926-27	1922-23	1923-24	1924-25	1925-26	1926-27
Vehicles, excluding locomotives, etc., for railways—continued						B	B	B	B	B
Ships, parts of (including Launches and Boats) (III. F)—continued										
Sweden	—	—	—	—	—	1,498	2,780	..
Germany	—	—	—	—	—	12,858	15,058	15,247	7,637	35,956
Netherlands	—	—	—	—	—	1,055
Italy	—	—	—	—	—	6,517
Austria	—	—	—	—	—	3,445	3,291
Native States in Arabia other than Maskat Territory and Trucial Oman	—	—	—	—	—	..	1,000
Japan	—	—	—	—	—	..	370	56,500	..	2,371
United States of America—										
Via Atlantic Coast	—	—	—	—	—	8,946	11,287	8,366	3,069	8,861
" Pacific "	—	—	—	—	—	3,070	20,484
Other Foreign Countries	—	—	—	—	—	..	20	..	541	278
TOTAL FOREIGN COUNTRIES	—	—	—	—	—	29,374	30,976	88,123	14,027	67,440
Share of Bengal										
" Bombay	—	—	—	—	—	17,18,361	6,34,261	1,06,574	98,434	1,02,523
" Sind	—	—	—	—	—	27,86,911	45,84,623	36,830	1,18,494	1,05,129
" Madras	—	—	—	—	—	1,59,675	1,09,810	40,487	5,24,909	95,814
" Burma	—	—	—	—	—	2,727	7,259	6,247	11,088	11,184
"	—	—	—	—	—	10,56,141	18,17,697	2,33,648	1,68,309	32,791
TOTAL	—	—	—	—	—	57,23,815	71,53,548	12,23,886	9,19,834	3,97,441
Total value of Vehicles, excluding locomotives, etc. for railways—										
United Kingdom	—	—	—	—	—	1,62,17,765	1,98,22,626	1,85,61,568	2,28,47,382	2,39,70,517
Aden and Dependencies	—	—	—	—	—	16,128	9,325	7,028	20,794	23,448
Mesopotamia	—	—	—	—	—	6,15,813	6,97,038	33,849	18,776	5,575
Bahrain Islands	—	—	—	—	—	3,100	..	60	..	2,400
Ceylon	—	—	—	—	—	71,278	1,78,590	32,766	60,820	91,842
Straits Settlements (including Labuan)	—	—	—	—	—	6,95,255	2,21,729	1,95,663	1,44,112	1,75,970
Federated Malay States	—	—	—	—	—	825	850	4,372	1,107	2,754
Hongkong	—	—	—	—	—	1,250	725	820	181	2,350
Egypt*	—	—	—	—	—	2,952
Natal	—	—	—	—	—	12,060	3,730	8,000	5,295	9,743
Transvaal	—	—	—	—	—	12,278	8,221	777
Cape of Good Hope	—	—	—	—	—	3,450	94,574	..
Kenya Colony	—	—	—	—	—	4,383	6,224	8,913	3,783	4,230
Tanganyika Territory	—	—	—	—	—	3,500	..	10
Mauritius and Dependencies	—	—	—	—	—	21,345	19,875	1,000	12,506	..
Seychelles	—	—	—	—	—	..	3,600	11,666	300	55
Canada—										
Via Atlantic Coast	—	—	—	—	—	43,09,484	76,22,247	87,42,861	1,11,08,687	1,28,71,746
" Pacific "	—	—	—	—	—	9,358	30	5,365	..	1,888
South Australia (including Northern Territory)	—	—	—	—	—	233	1,500
Victoria	—	—	—	—	—	310	..	700	1,345	325
New South Wales	—	—	—	—	—	..	50	3,000
Queensland	—	—	—	—	—	3,500	2,600	..
Australian Commonwealth (Total)	—	—	—	—	—	4,043	50	3,700	3,945	1,325
Other British Possessions	—	—	—	—	—	460	..	160	750	950
TOTAL BRITISH EMPIRE	—	—	—	—	—	2,19,92,394	2,85,77,334	2,74,79,969	3,48,26,038	3,71,66,021
Sweden	—	—	—	—	—	8,576	1,302	27,892	7,026	757
Denmark	—	—	—	—	—	..	2,077	4,315	..	309
Germany	—	—	—	—	—	16,01,428	16,45,689	15,49,806	16,74,840	19,86,966
Netherlands	—	—	—	—	—	2,29,064	1,26,926	68,593	1,11,308	1,55,895

* Shown as a Foreign Country from 1923-24.

No. 13—continued

ARTICLES, AND COUNTRIES OF CONSIGNMENT; ALSO SHARE OF EACH PROVINCE	QUANTITY					VALUE				
	1922-23	1923-24	1924-25	1925-26	1926-27	1922-23	1923-24	1924-25	1925-26	1926-27
Vehicles, excluding locomotives, etc., for railways—continued						R	R	R	R	R
<i>Total value of Vehicles, excluding locomotives, etc., for railways—continued</i>										
Belgium	—	—	—	—	—	10,99,017	5,79,333	5,55,452	1,88,801	1,93,303
Luxemburg	—	—	—	—	—	30,183
France	—	—	—	—	—	4,32,680	6,72,363	5,08,733	11,71,957	16,07,863
Spain	—	—	—	—	—	25,526	233	..	22,500	..
Portugal	—	—	—	—	—	4,632	..
Switzerland	—	—	—	—	—	3,583	4,402	3,765	1,370	3,115
Italy	—	—	—	—	—	7,24,016	11,92,696	10,25,016	29,94,641	40,11,319
Austria	—	—	—	—	—	1,22,623	6,087	16,711	16,064	20,650
Serb-Croat Slovene State (Jugo-Slavia)	—	—	—	—	—	1,364	..
Persia	—	—	—	—	—	1,745	335	3,025	936	360
Native States in Arabia other than Mascat Territory and Trucial Oman	—	—	—	—	—	..	1,000	2,512	..	500
Java	—	—	—	—	—	2,000	16,450	1,081	5,191	2,382
Siam	—	—	—	—	—	60	..	382	3,526	254
Philippine Islands and Guam	—	—	—	—	—	405	1,300	150
China (exclusive of Hong-kong and Macao)	—	—	—	—	—	1,685	1,550	9,950	2,726	7,795
Japan	—	—	—	—	—	4,76,666	3,95,068	10,23,425	4,10,454	7,63,048
Egypt*	—	—	—	—	—	..	6,063	24,365	..	16,640
Portuguese East Africa	—	—	—	—	—	150	2,643	..	353	..
United States of America—										
Via Atlantic Coast	—	—	—	—	—	74,29,355	1,01,53,941	1,16,16,560	1,66,29,107	1,75,19,250
" Pacific "	—	—	—	—	—	29,175	21,516	2,46,273	2,893	1,45,200
Other Foreign Countries	—	—	—	—	—	272	1,295	25	1,250	80
TOTAL FOREIGN COUNTRIES	—	—	—	—	—	1,22,64,107	1,48,32,144	1,67,11,008	2,91,63,123	3,64,37,127
<i>Share of Bengal</i>										
" Bombay	—	—	—	—	—	1,12,44,597	1,30,09,337	1,41,37,496	1,79,61,427	1,92,87,095
" Sind	—	—	—	—	—	1,22,70,096	1,65,06,329	1,52,33,644	1,77,44,034	1,80,79,369
" Madras	—	—	—	—	—	18,00,442	22,46,230	41,92,774	76,15,603	81,18,076
" Burma	—	—	—	—	—	39,22,979	44,92,442	60,18,669	32,39,722	99,77,781
TOTAL	—	—	—	—	—	3,22,66,501	4,24,09,478	4,41,90,972	5,74,69,206	6,54,09,146
Wax of all kinds, other than paraffin wax (excluding candles) (II. L)—										
	Cwts.	Cwts.	Cwts.	Cwts.	Cwts.					
United Kingdom	189	137	286	652	838	12,520	10,215	17,667	22,522	23,043
Aden and Dependencies	237	9	14,994	395
Straits Settlements (including Labuan)	79	50	1,363	340	135	6,272	4,222	31,409	7,149	5,341
British Borneo	298	6,650	..
Kenya Colony	86	5,321
Other British Possessions	9	2	2	..	3	534	100	108	28	134
TOTAL BRITISH EMPIRE	600	198	1,650	1,283	476	28,650	16,142	49,244	36,300	28,618
Germany	5	48	8	10	43	360	3,204	632	594	3,018
Netherlands	15	..	400	629	..	3,216
France	101	10,011
Java	400	400	3,515	6,112
Borneo (Dutch)	636	..	376	11,650	..	17,362
Japan	2,019	1,152	1,996	1,202	1,461	1,27,925	64,533	1,08,699	65,069	76,373
Portuguese East Africa	384	22,287
United States of America—										
Via Atlantic Coast	151	172	311	307	1,316	6,210	7,103	22,317	18,995	36,376
Other Foreign Countries	17	15	..	12	4	625	487	..	1,182	220
TOTAL FOREIGN COUNTRIES	2,576	1,387	3,466	2,422	3,101	1,37,697	75,677	1,43,516	92,327	1,60,166
<i>Share of Bengal</i>										
" Bombay	2,202	795	2,123	1,291	1,343	1,27,339	62,395	1,05,339	66,725	73,920
" Sind	4	14	35	60	249	105	1,097	4,455	3,247	13,120
" Madras	32	101	332	126	33	4,256	3,501	3,392	2,536	3,657
" Burma	168	167	773	534	1,128	5,969	6,321	21,363	13,746	23,480
TOTAL	3,176	1,586	3,116	2,720	2,577	1,90,317	90,519	1,33,060	1,23,777	1,33,764

* Shows for all foreign countries from 1922-23.

ARTICLES, AND COUNTRIES OF CONSIGNMENT; ALSO SHARE OF EACH PROVINCE	QUANTITY					VALUE				
	1922-23	1923-24	1924-25	1925-26	1926-27	1922-23	1923-24	1924-25	1925-26	1926-27
Wood and Timber—										
<i>Deal and pine-wood (II. B)—</i>	Cubic tons	Cubic tons	Cubic tons	Cubic tons	Cubic tons	R	R	R	R	R
United Kingdom	146	236	2,403	417	93	47,035	58,337	56,970	53,977	25,18
Hongkong	173	747	19,271	76,799	..
Canada—										
<i>Via Atlantic Coast</i>	885	606	61	95,391	57,293	6,15
<i>" Pacific "</i>	5,008	1,091	..	874	399	5,29,673	2,10,185	..	78,108	39,83
Other British Possessions	4	3	6	278	430	932
TOTAL BRITISH EMPIRE	5,153	2,230	3,467	2,644	553	5,67,036	2,68,952	1,73,064	2,66,177	71,174
Finland	137	20	16,222	2,350
Sweden	767	1,132	1,452	2,263	4,143	1,20,897	1,64,619	1,96,330	2,69,664	3,98,012
Norway	429	32	95	15	444	67,453	4,836	13,341	1,807	62,532
Germany	177	33	608	161	267	23,198	5,743	65,279	16,845	34,191
Netherlands	97	10,118
France	20	2,800
Italy	160	41	102	158	554	16,698	3,991	9,522	14,259	49,558
Austria	339	572	743	750	260	33,990	54,188	68,575	69,294	23,274
Fiume	96	81	15	8,688	6,436	1,183
Czechoslovakia	14	..	67	271	30	1,525	..	7,178	23,436	2,822
Serb-Croat Slovene State (Jugo-Slavia)	28	975	1,581	2,603	88,909	1,35,512
Siam	76	14,516
Indo-China (including Cochin-China, Cambodia, Annam, Tonkin and French leased territories in China)	1,362	1,560	2,29,104	2,57,488
China (exclusive of Hongkong and Macao)	68	4,799	..
Japan	1	416	1,895	1,911	104	109	89,485	1,40,597	1,50,015	12,461
United States of America—										
<i>Via Atlantic Coast</i>	812	95	1	1,606	2,092	1,01,696	9,398	73	1,61,677	2,03,690
<i>" Pacific "</i>	86	..	850	787	2,409	8,832	..	1,10,881	86,036	2,42,560
Colombia	100	10,750
Other Foreign Countries	..	2	5	1	1	..	288	590	114	150
TOTAL FOREIGN COUNTRIES	2,886	2,313	5,062	10,546	12,653	3,85,198	3,32,543	6,26,457	11,38,617	14,40,212
<i>Share of Bengal</i>	390	1,000	3,301	4,443	3,979	1,19,998	1,32,039	3,62,573	4,44,722	3,80,430
<i>Bombay</i>	3,011	2,369	4,715	5,384	5,800	3,57,872	2,88,766	3,03,076	6,36,936	7,07,014
<i>Sind</i>	984	646	1,043	1,033	1,530	1,41,373	37,064	1,31,738	1,08,056	1,58,368
<i>Madras</i>	1	1	..	46	25	1,060	38	10	10,530	5,473
<i>Burma</i>	167	468	5	1,785	2,372	31,331	1,05,573	530	1,55,550	2,60,191
TOTAL	3,043	4,543	9,429	13,100	14,206	9,52,234	6,01,495	7,99,521	14,04,794	15,11,386
Jarrah wood (II. B) (a)—	Cubic tons	Cubic tons	Cubic tons	Cubic tons	Cubic tons					
United Kingdom	140
Western Australia	335	493	..	1,076	1,199	39,372	48,112	..	1,35,416	1,42,538
South Australia (including Northern Territory)	48	6,551	..
Australian Commonwealth (Total)	335	493	..	1,119	1,199	39,372	48,112	..	1,41,967	1,42,538
TOTAL BRITISH EMPIRE	335	493	..	1,119	1,199	39,372	48,252	..	1,41,967	1,42,538
<i>Share of Bengal</i>	1,119	500	1,41,967	55,310
<i>Bombay</i>	335	493	39,372	48,112
<i>Sind</i>	199	..	140	27,512
<i>Madras</i>	500	59,316
TOTAL	335	493	..	1,119	1,199	39,372	48,252	..	1,41,967	1,42,538
Teak wood (II. B)—	Cubic tons	Cubic tons	Cubic tons	Cubic tons	Cubic tons					
United Kingdom	7	..	1	2,787	492	167	..	245
Bahrain Islands	150	20,869
Ceylon	20	2	..	23	1	2,952	279	..	3,746	67
Straits Settlements (including Labuan)	101	1,597	..	3	1	6,936	2,19,347	..	516	147
Natal	2	342
Western Australia	316	38,020
Australian Commonwealth	316	38,020
TOTAL BRITISH EMPIRE	123	1,599	1	26	470	12,675	2,20,118	167	4,282	59,660

(a) Sleepers of Jarrah and other wood are included in "Sleepers of wood" under "Railway plant and rolling stocks"

No. 13—continued

ARTICLES, AND COUNTRIES OF CONSIGNMENT; ALSO SHARE OF EACH PROVINCE	QUANTITY					VALUE				
	1922-23	1923-24	1924-25	1925-26	1926-27	1922-23	1923-24	1924-25	1925-26	1926-27
Wood and Timber—continued						R	R	R	R	R
<i>Teak wood (II. B)—continued</i>	Cubic tons	Cubic tons	Cubic tons	Cubic tons	Cubic tons					
Sweden	135	21,485	..
Java	155	78	18	19,576	8,091	1,041
Celebes and other Islands	10	2,000
Siam	15,586	11,207	11,088	4,486	5,394	25,15,556	10,63,322	13,61,378	6,40,108	8,37,734
Indo-China (excluding Cochin-China, Cambodia, Annam, Tonkin and French leased territories in China)	747	2,016	429	3,301	1,468	60,118	3,21,823	46,130	4,21,463	2,69,036
China (exclusive of Hongkong and Macao)	5	1,207
United States of America—										
<i>Via Pacific Coast</i>	398	46,125
Other Foreign Countries	4	683
TOTAL FOREIGN COUNTRIES	16,895	13,301	11,539	7,925	6,874	26,72,265	19,84,256	14,23,241	11,43,446	10,07,037
<i>Share of Bengal</i>	578	39	21	71,569	10,111	4,205
" <i>Bombay</i>	15,621	14,309	11,539	7,913	7,321	24,72,701	21,93,493	14,23,241	11,43,104	11,60,785
" <i>Sind</i>	16	1,372	..
" <i>Madras</i>	693	2	1	22	..	1,12,769	428	167	3,630	19
" <i>Burma</i>	133	2	21,997	345	142
TOTAL	17,023	14,900	11,540	7,951	7,344	26,85,060	22,04,374	14,23,408	11,47,708	11,66,727
Other timber (II. B)*—	Cubic tons	Cubic tons	Cubic tons							
United Kingdom	338	265	143	—	—	1,14,504	49,012	3,324	—	—
Ceylon	3,063	2,519	2,190	—	—	1,15,314	1,20,447	1,09,089	—	—
Straits Settlements (including Labuan)	4,317	2,971	2,354	—	—	3,89,109	2,69,444	2,06,515	—	—
Federated Malay States	94	..	—	—	..	7,920	..	—	—
Hongkong	2	..	367	—	—	75	..	92,140	—	—
Zanzibar and Pemba	450	185	..	—	—	22,665	6,667	..	—	—
Kenya Colony	243	278	702	—	—	10,798	14,691	19,306	..	—
Canada—										
<i>Via Atlantic Coast</i>	5	556	—	—	..	150	65,695	—	—
" <i>Pacific</i>	1	—	—	180	—	—
Western Australia	—	—	5	—	—
Victoria	10	—	—	1,040	—	—
Australia Commonwealth (Total)	10	—	—	1,045	—	—
Other British Possessions	12	3	14	—	—	533	125	690	—	—
TOTAL BRITISH EMPIRE	8,432	6,320	6,006	—	—	6,54,193	4,65,516	4,90,750	—	—
Sweden	170	24	992	—	—	27,046	2,573	1,41,925	—	—
Denmark	5	—	—	1,682	—	—
Germany	3	27	4	—	—	1,203	6,530	1,251	—	—
Italy	137	—	—	12	..	14,978	—	—
Czechoslovakia	24	—	—	2,225	—	—
Serb-Croat Slovene State (Jugo-Slavia)	31	—	—	2,998	—	—
Morocco Territory and Trucial Oman	50	1	2	—	—	3,523	160	150	—	—
Siam	586	1,286	1,225	—	—	75,344	1,56,308	1,10,586	—	—
Philippine Islands and Guam	71	110	258	—	—	9,570	17,691	25,856	—	—
China (exclusive of Hongkong and Macao)	160	—	—	11,776	—	—
Japan	2	3	9,711	—	—	33	503	6,28,234	—	—
Madagascar	259	43	..	—	—	6,399	1,320	..	—	—

*Included in "other kinds of wood and timber" from 1925-26.

GENERAL IMPORTS

(572)

No. 13—continued

ARTICLES, AND COUNTRIES OF CONSIGNMENT; ALSO SHARE OF EACH PROVINCE	QUANTITY					VALUE				
	1922-23	1923-24	1924-25	1925-26	1926-27	1922-23	1923-24	1924-25	1925-26	1926-27
Wood and Timber—continued										
Other timber (U. R.)—continued	Cubic tons	Cubic tons	Cubic tons			R	R	R	R	R
United States of America—										
<i>Via Atlantic Coast</i>	802	243	918	—	—	1,01,588	18,058	81,121	—	—
<i>" Pacific "</i>	250	78	970	—	—	25,800	8,912	1,06,985	—	—
Other Foreign Countries	24	28	24	—	—	1,075	1,328	1,682	—	—
TOTAL FOREIGN COUNTRIES	2,213	1,941	14,458	—	—	2,54,180	2,14,890	10,30,296	—	—
<i>Share of Bengal</i>	2,030	844	4,924	—	—	2,06,283	77,507	4,92,326	—	—
<i>" Bombay "</i>	3,076	3,055	11,435	—	—	4,10,241	3,40,450	7,27,875	—	—
<i>" Sind "</i>	1,041	548	838	—	—	45,305	27,435	22,419	—	—
<i>" Madras "</i>	3,144	2,529	2,850	—	—	1,21,776	1,22,135	1,29,755	—	—
<i>" Burma "</i>	1,404	1,287	1,815	—	—	1,25,713	1,12,879	1,57,822	—	—
TOTAL	10,695	8,261	21,362	—	—	9,08,323	6,80,406	15,30,057	—	—
Total Timber, other than U.S. railway sleepers (a)—	Cubic tons	Cubic tons	Cubic tons							
United Kingdom	536	501	2,547	—	—	1,64,376	1,07,981	65,461	—	—
Ceylon	3,083	2,522	2,190	—	—	1,18,268	1,20,764	1,09,089	—	—
Straits Settlements (including Labuan)	4,418	4,568	2,390	—	—	3,96,045	4,85,791	2,06,447	—	—
Federated Malay States	..	94	..	—	—	..	7,920	..	—	—
Hongkong	2	..	1,030	—	—	75	..	1,12,411	—	—
Zanzibar and Pemba	450	186	..	—	—	22,665	6,667	..	—	—
Kenya Colony	243	278	792	—	—	10,793	14,691	19,306	—	—
Canada —										
<i>Via Atlantic Coast</i>	..	5	1,441	—	—	..	150	1,59,586	—	—
<i>" Pacific "</i>	5,009	1,991	..	—	—	5,19,823	2,10,185	..	—	—
Western Australia	385	493	..	—	—	39,377	48,112	..	—	—
Victoria	10	—	—	1,040	—	—
New South Wales	—	—	..	322	..	—	—
Australian Commonwealth (Total)	385	493	..	—	—	40,417	48,434	..	—	—
Other British Possessions	17	5	14	—	—	814	255	690	—	—
TOTAL BRITISH EMPIRE	14,158	10,642	10,874	—	—	12,78,276	10,02,888	6,72,910	—	—
Sweden	937	1,156	2,444	—	—	1,48,843	1,68,192	3,38,256	—	—
Norway	429	32	96	—	—	67,459	4,830	13,371	—	—
Denmark	5	—	—	1,632	—	—
Germany	180	60	812	—	—	24,406	12,282	66,560	—	—
France	20	—	—	2,800	—	—
Italy	160	41	239	—	—	16,710	3,991	24,398	—	—
Fiume	96	—	—	8,688	—	—
Austria	340	572	747	—	—	34,380	54,204	69,258	—	—
Czechoslovakia	14	..	91	—	—	1,525	..	9,416	—	—
Serb-Croat Slovene State (Jugo-Slavia)	59	—	—	5,591	—	—
Mascat Territory and Trucial Oman	50	1	..	—	—	3,523	160	..	—	—
Java	158	78	20	—	—	19,636	9,119	1,071	—	—
Celebes and other Islands	10	—	—	2,000	—	—
Siam	16,171	12,598	12,318	—	—	25,90,900	18,09,688	14,91,964	—	—
Indo-China (including Cochin-China, Cambodia, Annam, Tonkin and French leased territories in China)	747	2,016	429	—	—	80,118	3,21,883	45,139	—	—
Philippine Islands and Guam	71	110	258	—	—	9,570	17,691	25,855	—	—
China (exclusive of Hongkong and Macao)	160	—	—	11,776	—	—
Japan	3	419	11,606	—	—	142	89,993	6,69,431	—	—
Egypt	..	21	20	—	—	..	1,157	1,420	—	—
Madagascar	250	43	..	—	—	6,399	1,820	..	—	—
United States of America—										
<i>Via Atlantic Coast</i>	1,614	323	919	—	—	2,03,284	27,446	81,194	—	—
<i>" Pacific "</i>	734	78	1,820	—	—	80,817	8,912	2,17,866	—	—
Colombia	100	—	—	10,750	—	—
Other Foreign Countries	20	7	8	—	—	625	315	942	—	—
TOTAL FOREIGN COUNTRIES	21,993	17,555	31,957	—	—	33,11,713	25,31,689	30,84,996	—	—

* Included in "other kinds of wood and timber" from 1925-26
 † Shown as a Foreign Country from 1923-24.
 (a) Discontinued from 1925-26.

No. 13—continued

ARTICLES, AND COUNTRIES OF CONSIGNMENT; ALSO SHARE OF EACH PROVINCE	QUANTITY					VALUE				
	1922-23	1923-24	1924-25	1925-26	1926-27	1922-23	1923-24	1924-25	1925-26	1926-27
Food and Timber—continued						R	R	R	R	R
Total Timber, other than railway sleepers (a)—continued	Cubic tons	Cubic tons	Cubic tons							
Share of Bengal	3,496	1,993	5,535	—	—	3,96,355	2,09,677	3,54,359	—	—
" Bombay	25,093	20,726	27,629	—	—	35,20,223	22,61,210	24,52,522	—	—
" Sind	2,025	1,191	1,385	—	—	1,57,172	1,14,629	1,64,161	—	—
" Madras	3,323	2,332	2,251	—	—	2,41,622	1,22,699	1,29,932	—	—
" Burma	1,694	1,755	1,320	—	—	1,79,041	9,12,302	1,55,412	—	—
TOTAL	36,140	28,197	42,331	—	—	45,84,069	35,24,527	27,57,386	—	—
Firewood (II. E)—	Tons	Tons	Tons	Tons	Tons					
United Kingdom	23	40	30	126	50	435	1,248	1,737	2,100	715
Ceylon	415	134	169	185	265	6,276	1,721	2,302	2,734	4,726
Other British Possessions	29	33	27	..	2	308	545	403	..	35
TOTAL BRITISH EMPIRE	472	207	226	322	317	7,009	3,509	4,444	4,834	5,556
United States of America— Vid Atlantic Coast	249	257	334	507	293	2,480	4,125	5,062	7,021	4,311
Other Foreign Countries	2	12	..	3	10	15	220	..	117
TOTAL FOREIGN COUNTRIES	249	259	346	507	296	2,490	4,140	5,282	7,021	4,428
Share of Bengal	249	273	443	544	301	2,425	4,799	7,199	8,166	4,430
" Bombay	40	204
" Sind	43	12	13	2	2	640	210	255	25	31
" Madras	429	134	168	223	308	6,276	1,712	2,802	4,804	5,366
" Burma	2	1	..	1	..	12	10	..	127
TOTAL	721	466	622	829	613	10,499	7,649	9,726	12,485	9,964
Ebony (II. E) (b)—										
Zanzibar and Pemba	1,721	224
Other British Possessions	207	1,253
TOTAL BRITISH EMPIRE	1,928	1,687
United States of America— Vid Atlantic Coast	710
Share of Bengal	2,199
" Bombay	522	1,222
" Sind	307
" Madras	255
" Burma	710
TOTAL	1,928	2,597
Sandal (II. E)—	Tons	Tons	Tons	Tons	Tons					
Ceylon	18	8,067	71	..	144	4
Straits Settlements (including Labuan)	332	153	257	145	422	1,16,523	40,169	98,272	20,291	50,872
Hongkong	1	1,006	265	..
Zanzibar and Pemba	28	11	292	4,410	..	47
Kenya Colony	11	45	40	2,060	11,946	6,851
Tanganyika Territory	20	100	..	12,172
Western Australia South Australia (including Northern Territory)	193	204	216	258	725	68,424	1,72,282	1,21,234	1,57,071	1,57,170
New South Wales	13	7,728	75	..
Queensland	20	9,077
Australian Commonwealth (Total)	213	204	229	258	727	97,511	1,72,282	1,22,002	1,57,146	1,58,428
Other British Possessions	2	1	..	427	217	191	482	7
TOTAL BRITISH EMPIRE	565	573	529	449	1,198	2,22,023	2,19,230	2,54,104	1,59,272	2,19,235

(a) Discontinued from 1925-26.
(1) " " 1924-25.

ARTICLES, AND COUNTRIES OF CONSIGNMENT; ALSO SHARE OF EACH PROVINCE	QUANTITY					VALUE				
	1922-23	1923-24	1924-25	1925-26	1926-27	1922-23	1923-24	1924-25	1925-26	1926-27
Wood and Timber—continued						R	R	R	R	R
<i>Sandal (II. B)—continued</i>	Tons	Tons	Tons	Tons	Tons					
Germany	2	1,228	307
Austria	25	15,652
Mascat Territory and Trucial Oman	1	1,000
China (excludes of Hongkong and Macao)	4	1,038
Japan	18	43,132	..	10	..
United States of America—Via Atlantic Coast	7	4,698	..
Other Foreign Countries	8	..	1	..	1	705	80	525
TOTAL FOREIGN COUNTRIES	..	22	9	9	26	..	44,216	1,705	6,014	16,484
<i>Share of Bengal</i>	160	213
“ Bombay	401	434	358	373	327	1,32,402	1,33,829	2,11,667	2,16,135	2,01,083
“ Sind	1	..	75	430
“ Madras	99	25	9	6	6	5,833	42,059	6,916	4,826	4,608
“ Burma	65	136	171	79	390	33,243	32,470	39,226	35,255	29,541
TOTAL	565	595	538	458	1,224	2,22,628	2,68,446	2,57,909	2,56,286	2,35,722
<i>Other kinds of ornamental wood (II. B)—</i>										
United Kingdom	—	—	—	—	—	84,352	39,726	15,254	—	—
Straits Settlements (including Labuan)	—	—	—	—	—	256	619	4,649	—	—
Hongkong	—	—	—	—	—	..	5,555	..	—	—
Zanzibar and Pemba	—	—	—	—	—	..	765	3,410	—	—
Other British Possessions	—	—	—	—	—	1,472	..	410	—	—
TOTAL BRITISH EMPIRE	—	—	—	—	—	86,080	46,665	23,723	—	—
Sweden	—	—	—	—	—	17,065	—	—
Madagascar	—	—	—	—	—	1,217	12,981	15,319	—	—
United States of America—Via Atlantic Coast	—	—	—	—	—	10,362	200	..	—	—
Other Foreign Countries	—	—	—	—	—	571	1,510	1,398	—	—
TOTAL FOREIGN COUNTRIES	—	—	—	—	—	12,140	14,691	33,732	—	—
<i>Share of Bengal</i>	—	—	—	—	—	72,751	19,229	4,516	—	—
“ Bombay	—	—	—	—	—	23,423	39,163	44,083	—	—
“ Sind	—	—	—	—	—	..	992	3,353	—	—
“ Madras	—	—	—	—	—	2,046	619	4,869	—	—
“ Burma	—	—	—	—	—	..	1,353	630	—	—
TOTAL	—	—	—	—	—	98,220	61,356	57,505	—	—
Total value of Ornamental wood	—	—	—	—	—	3,22,776	3,27,899	3,15,314	—	—
<i>Other kinds of Wood and Timber (II. B)—</i>										
United Kingdom	—	—	—	—	—	—	—	—	35,250	1,17,930
Adon and Dependencies	—	—	—	—	—	—	—	—	..	1,470
Ceylon	—	—	—	—	—	—	—	—	1,19,513	99,116
Straits Settlements (including Labuan)	—	—	—	—	—	—	—	—	1,58,010	1,05,904
Hongkong	—	—	—	—	—	—	—	—	62,659	—
Zanzibar and Pemba	—	—	—	—	—	—	—	—	2,053	5,201
Kenya Colony	—	—	—	—	—	—	—	—	14,128	25,221
Tanganyika Territory	—	—	—	—	—	—	—	—	..	2,851
Canada—Via Atlantic Coast	—	—	—	—	—	—	—	—	..	99,511
“ Pacific	—	—	—	—	—	—	—	—	..	62,901
Western Australia	—	—	—	—	—	—	—	—	17,076	971
Queensland	—	—	—	—	—	—	—	—	60	..
Australian Commonwealth (Total)	—	—	—	—	—	—	—	—	17,135	971
Other British Possessions	—	—	—	—	—	—	—	—	477	..
TOTAL BRITISH EMPIRE	—	—	—	—	—	—	—	—	4,09,225	5,20,891

* Separately recorded from 1925-26, also includes "Other timber."

No. 13—continued

ARTICLES, AND COUNTRIES OF CONSIGNMENT; ALSO SHARE OF EACH PROVINCE	QUANTITY					VALUE				
	1922-23	1923-24	1924-25	1925-26	1926-27	1922-23	1923-24	1924-25	1925-26	1926-27
Wood and Timber—continued										
<i>Other kinds of Wood and Timber (II. E.)—continued</i>										
Estonia	—	—	—	—	—	—	—	—	..	3,533
Poland (including Dantzg) .	—	—	—	—	—	—	—	—	..	21,450
Sweden	—	—	—	—	—	—	—	—	2,87,954	77,477
Norway	—	—	—	—	—	—	—	—	15,418	2,530
Germany	—	—	—	—	—	—	—	—	19,976	24,231
Netherlands	—	—	—	—	—	—	—	—	661	2,461
Italy	—	—	—	—	—	—	—	—	9,855	1,028
Serb-Croat Slovene State (Jugo-Slavia)	—	—	—	—	—	—	—	—	..	1,308
Persia	—	—	—	—	—	—	—	—	33,240	600
Siam	—	—	—	—	—	—	—	—	1,39,546	1,09,886
China (exclusive of Hongkong and Macao)	—	—	—	—	—	—	—	—	90,738	6,272
Japan	—	—	—	—	—	—	—	—	11,86,346	18,81,858
Madagascar	—	—	—	—	—	—	—	—	13,131	2,730
Italian East Africa (Somal- land and Britren)	—	—	—	—	—	—	—	—	7,478	..
United States of America—										
<i>Via Atlantic Coast</i>	—	—	—	—	—	—	—	—	7,071	67,042
" Pacific "	—	—	—	—	—	—	—	—	9,332	18,420
Other Foreign Countries	—	—	—	—	—	—	—	—	160	950
TOTAL FOREIGN COUNTRIES	—	—	—	—	—	—	—	—	18,21,792	23,12,724
<i>Share of Bengal</i>										
" Bombay	—	—	—	—	—	—	—	—	6,46,101	9,94,823
" Sind	—	—	—	—	—	—	—	—	10,48,201	15,49,474
" Madras	—	—	—	—	—	—	—	—	21,697	34,733
" Burma	—	—	—	—	—	—	—	—	1,36,401	99,628
"	—	—	—	—	—	—	—	—	3,88,457	1,64,818
TOTAL	—	—	—	—	—	—	—	—	22,31,017	28,54,615
Manufactures of Wood, other than furniture and cabinetwork (III. G)—										
United Kingdom	—	—	—	—	—	4,70,358	5,58,593	6,57,112	6,06,696	5,61,472
Mesopotamia	—	—	—	—	—	2,024	774	1,108	789	220
Ceylon	—	—	—	—	—	41,838	23,208	22,986	32,271	20,720
Straits Settlements (includ- ing Labuan)	—	—	—	—	—	42,982	89,076	1,02,298	44,517	76,049
Hongkong	—	—	—	—	—	6,969	3,280	2,827	6,969	2,365
Mauritius and Dependencies	—	—	—	—	—	540	2,628	110
Kenya Colony	—	—	—	—	—	3,155	7,240	262	115	2,073
Canada—										
<i>Via Atlantic Coast</i>	—	—	—	—	—	..	30	2
" Pacific "	—	—	—	—	—	..	1,300
Western Australia	—	—	—	—	—	..	1,710
South Australia (including Northern Territory)	—	—	—	—	—	35
Victoria	—	—	—	—	—	4,850	15	2,167	4,427	5,001
New South Wales	—	—	—	—	—	3,218	506	11,029	1,460	2,797
Queensland	—	—	—	—	—	15
Australian Commonwealth (Total)	—	—	—	—	—	8,083	2,421	14,196	5,887	7,802
Other British Possessions	—	—	—	—	—	745	614	571	701	1,225
TOTAL BRITISH EMPIRE	—	—	—	—	—	6,22,022	6,98,424	8,02,475	6,97,425	6,82,039

GENERAL IMPORTS

(576)

No. 13—continued

ARTICLES, AND COUNTRIES OF CONSIGNMENTS; ALSO SHARES OF EACH PROVINCE	QUANTITY					VALUE				
	1922-23	1923-24	1924-25	1925-26	1926-27	1922-23	1923-24	1924-25	1925-26	1926-27
						R	R	R	R	R
Wood and Timber—continued										
<i>Manufactures of wood other than furniture and cabinetware (III. G)—continued</i>										
Finland	—	—	—	—	—	—	—	1,470	14,890	33,1
Ethiopia	—	—	—	—	—	22,424	10,771	31,147	18,240	42,41
Sweden	—	—	—	—	—	19,007	1,11,281	5,07,083	64,885	29,86
Norway	—	—	—	—	—	—	1,810	21,257	4,509	5,64
Denmark	—	—	—	—	—	—	2,459	—	50	—
Poland (including Danzig)	—	—	—	—	—	—	—	—	308	2,87
Germany	—	—	—	—	—	1,16,746	1,69,175	1,17,704	1,42,705	1,14,56
Netherlands	—	—	—	—	—	1,417	676	2,498	429	3,22
Belgium	—	—	—	—	—	2,391	483	293	1,025	4,24
France	—	—	—	—	—	9,828	9,766	1,243	8,163	3,84
Switzerland	—	—	—	—	—	—	—	1,387	156	3,21
Italy	—	—	—	—	—	5,092	7,153	20,225	24,573	12,26
Fiume	—	—	—	—	—	—	—	14,007	—	—
Austria	—	—	—	—	—	29,071	17,302	8,670	5,545	10,23
Czechoslovakia	—	—	—	—	—	2,622	3,652	5,151	1,828	10,14
Serb-Croat Slovene State (Jugo-Slavia)	—	—	—	—	—	—	—	2,215	6,799	4,64
Java	—	—	—	—	—	844	60	185	4,921	1
Sum	—	—	—	—	—	3,973	105	56	—	15
China (exclusive of Hongkong and Macao)	—	—	—	—	—	857	1,254	1,693	2,110	16,85
Japan	—	—	—	—	—	39,057	15,63,136	73,936	2,66,810	4,03,61
Madagascar	—	—	—	—	—	—	—	—	—	1,27
United States of America—										
Via Atlantic Coast	—	—	—	—	—	80,614	79,740	1,76,213	96,430	94,02
" Pacific "	—	—	—	—	—	14,539	156	932	2,736	30,12
Other Foreign Countries	—	—	—	—	—	101	1,362	846	732	27
TOTAL FOREIGN COUNTRIES						3,48,233	19,80,304	9,88,213	6,72,905	8,23,311
Share of Bengal	—	—	—	—	—	3,69,990	7,56,366	5,63,941	4,63,156	5,43,761
" Bombay	—	—	—	—	—	3,13,034	11,39,700	3,04,930	4,02,334	4,13,211
" Sind	—	—	—	—	—	38,709	42,270	52,334	61,105	62,521
" Madras	—	—	—	—	—	1,33,669	2,73,072	4,60,853	2,91,629	3,23,481
" Burma	—	—	—	—	—	75,503	4,12,360	5,09,630	1,51,666	1,55,351
TOTAL						9,30,905	26,69,723	17,90,683	13,70,340	15,03,358
Total value of Wood and Timber—										
United Kingdom	—	—	—	—	—	7,19,933	7,03,541	7,39,564	6,98,405	7,05,541
Aden and Dependencies	—	—	—	—	—	88	841	1,037	129	1,961
Mesopotamia	—	—	—	—	—	3,239	974	1,103	639	221
Bahrain Islands	—	—	—	—	—	—	—	—	—	20,861
Ceylon	—	—	—	—	—	1,75,276	1,46,119	1,35,737	1,58,630	1,33,691
Straits Settlements (including Labuan)	—	—	—	—	—	5,55,854	6,15,654	4,09,967	2,33,334	2,33,081
Federated Malay States	—	—	—	—	—	15	7,946	42	—	21
Hongkong	—	—	—	—	—	7,064	8,935	1,16,323	1,46,632	3,365
Zanzibar and Pemba	—	—	—	—	—	24,521	3,373	7,620	2,093	5,746
Kenya Colony	—	—	—	—	—	18,951	22,151	22,623	26,137	37,152
Mauritius and Dependencies	—	—	—	—	—	540	2,623	110	—	—
Tanganyika Territory	—	—	—	—	—	—	10	12,173	—	2,937
Canada—										
Via Atlantic Coast	—	—	—	—	—	—	405	1,59,536	57,293	1,05,361
" Pacific "	—	—	—	—	—	5,19,623	2,11,545	—	73,103	1,02,740
Western Australia	—	—	—	—	—	1,27,611	2,23,304	1,31,254	3,09,532	3,33,700
South Australia (including Northern Territory)	—	—	—	—	—	—	—	—	6,551	1,321
Victoria	—	—	—	—	—	6,782	15	3,167	4,427	5,061
New South Wales	—	—	—	—	—	3,218	913	13,767	1,535	2,797
Queensland	—	—	—	—	—	9,092	—	—	60	—
Australian Commonwealth (Total)	—	—	—	—	—	1,46,903	2,29,337	1,53,133	3,32,135	3,47,379
Other British Possessions	—	—	—	—	—	1,266	194	403	532	502
TOTAL BRITISH EMPIRE						21,73,543	19,63,553	17,59,736	17,74,172	17,01,104

No. 13—continued

ARTICLES, AND COUNTRIES OF CONSIGNMENT; ALSO SHARE OF EACH PROVINCE	QUANTITY					VALUE				
	1922-23	1923-24	1924-25	1925-26	1926-27	1922-23	1923-24	1924-25	1925-26	1926-27
Wood and Timber—continued						R	R	R	R	R
<i>Total value of Wood and Timber—continued</i>										
Finland	—	—	—	—	—	—	200	1,470	51,112	35,406
Estonia	—	—	—	—	—	22,424	10,771	21,147	18,240	45,960
Sweden	—	—	—	—	—	1,67,630	2,79,473	3,62,406	6,22,938	5,05,143
Norway	—	—	—	—	—	67,483	6,646	24,633	21,736	60,730
Denmark	—	—	—	—	—	1,633	2,489	..	50	..
Poland (including Dantsig) .	—	—	—	—	—	308	24,321
Germany	—	—	—	—	—	1,41,152	1,32,415	1,34,264	1,60,754	1,73,280
Netherlands	—	—	—	—	—	2,042	676	2,426	1,000	16,801
Belgium	—	—	—	—	—	2,391	423	323	1,126	4,809
France	—	—	—	—	—	9,628	9,766	4,043	2,163	4,383
Switzerland	—	—	—	—	—	..	237	1,397	156	3,251
Italy	—	—	—	—	—	21,802	11,147	44,623	43,637	63,750
Finme	—	—	—	—	—	22,695	6,436	1,183
Austria	—	—	—	—	—	62,451	71,506	77,928	74,240	49,604
Czechoslovakia Serb-Croat Slovene State (Jugo-Slavia)	—	—	—	—	—	4,147	3,952	14,567	23,284	12,771
Maskat Territory and Trucial Oman	—	—	—	—	—	7,806	95,708	1,41,437
Persia	—	—	—	—	—	2,522	225	1,150
Java	—	—	—	—	—	44	1	7	32,205	325
Celebes and other Islands .	—	—	—	—	—	20,400	9,179	1,220	5,001	55
Slam	—	—	—	—	—	2,000
Indo-China (including Cochin- China, Cambodia, Annam, Tonkin and French leased territories in China)	—	—	—	—	—	25,94,773	18,09,809	14,93,159	7,80,014	10,32,408
Philippine Islands and Guam	—	—	—	—	—	89,118	3,21,223	45,129	7,10,697	5,15,510
China (exclusive of Hong- kong and Macao)	—	—	—	—	—	9,570	17,691	25,355	..	41
Japan	—	—	—	—	—	2,423	2,399	12,469	97,642	24,100
Egypt †	—	—	—	—	—	39,199	16,06,261	7,44,407	16,22,180	12,07,932
Madagascar	—	—	—	—	—	..	1,547	2,122	360	87
Italian East Africa (Somal- land and Eritrea)	—	—	—	—	—	7,616	14,501	15,319	12,131	4,006
United States of America— Ytd Atlantic Coast	—	—	—	—	—	7,478	..
“ Pacific “	—	—	—	—	—	2,97,730	1,12,221	2,62,463	2,73,395	3,69,049
Colombia	—	—	—	—	—	95,356	9,068	2,12,792	63,104	2,91,103
Other Foreign Countries	—	—	—	—	—	10,750
TOTAL FOREIGN COUNTRIES	—	—	—	—	—	67	374	979	477	84
Share of Bengal	—	—	—	—	—	85,75,626	45,75,760	41,12,973	47,00,398	66,98,204
“ Bombay	—	—	—	—	—	3,44,440	10,99,764	14,39,534	17,01,372	19,99,139
“ Sind	—	—	—	—	—	49,99,674	42,82,643	39,39,372	35,97,483	40,38,546
“ Madras	—	—	—	—	—	2,26,724	1,62,376	2,10,092	1,92,768	2,72,821
“ Burma	—	—	—	—	—	3,30,534	4,45,422	6,04,322	4,51,350	6,07,337
TOTAL	—	—	—	—	—	2,37,737	6,66,193	7,07,923	7,19,923	6,01,101
Postal Articles not speci- fied † (V)—										
United Kingdom	—	—	—	—	—	2,76,12,574	2,31,57,941	2,59,14,829	2,72,99,061	2,49,73,068
Channel Islands	—	—	—	—	—	6,397	2,19,049
Gibraltar	—	—	—	—	—	26,626	11,247	20,930	22,342	29,196
Malta and Gozo	—	—	—	—	—	155	1,943	1,999	2,065	37
Cyprus	—	—	—	—	—	..	125	15
Palestine	—	—	—	—	—	250	242	119
Aden and Dependencies	—	—	—	—	—	1,23,709	51,618	60,268	61,569	66,391
Mesopotamia	—	—	—	—	—	1,61,725	57,759	31,247	21,368	19,143
Bahrein Islands	—	—	—	—	—	816	5,113	2,392	1,502	3,323
Maldives	—	—	—	—	—	64,656	1	..
Ceylon	—	—	—	—	—	31,47,745	12,51,196	12,78,016	11,99,147	12,10,547
Straits Settlements (excl- uding Labuan)	—	—	—	—	—	4,15,059	3,23,144	2,40,481	2,56,237	2,11,549

† The following classes of imports by post, including letter packets (registered and ordinary post) referred to Collectors of Customs for assessment are included with their appropriate heads and sub-heads in the import returns: (a) Jewellery, (b) Precious stones, (c) Gold and Silver thread, (d) Cigarettes and (e) Cinematograph films. ‡ Shown as a Foreign Country from 1923-24.

ARTICLES, AND COUNTRIES OF CONSIGNMENT; ALSO SHARE OF EACH PROVINCE	QUANTITY					VALUE				
	1922-23	1923-24	1924-25	1925-26	1926-27	1922-23	1923-24	1924-25	1925-26	1926-27
Partial Articles not specified* (V)—continued						B	B	B	B	B
Federated Malay States	—	—	—	—	—	187	57,857	63,479	65,623	79,29
British Borneo	—	—	—	—	—	10
Hongkong	—	—	—	—	—	3,31,332	9,56,883	10,86,476	7,07,120	13,32,65
Egypt †	—	—	—	—	—	2,17,942	—	—	—	—
Cape of Good Hope	—	—	—	—	—	268	97	1,012	..	3
Natal	—	—	—	—	—	68,754	40,150	44,048	41,200	47,57
Transvaal	—	—	—	—	—	90	2	98	4,475	..
Rhodesia	—	—	—	—	—	58
Zanzibar and Pemba	—	—	—	—	—	7,238	7,110	13,727	5,818	17,19
Kenya Colony	—	—	—	—	—	44,109	34,823	28,200	35,360	37,81
Tanganyika Territory	—	—	—	—	—	4,423	3,681	4,379	5,019	7,56
Uganda Protectorate	—	—	—	—	—	..	3,500	677
Nyasaland Protectorate	—	—	—	—	—	1,116	190	..	4	..
Somaland Protectorate	—	—	—	—	—	306	122	125	47	41
Anglo-Egyptian Sudan	—	—	—	—	—	63
Mauritius and Dependencies	—	—	—	—	—	6,968	5,587	4,265	2,375	2,51
Seychelles	—	—	—	—	—	2,384	592	452	502	47
Canada— Via Atlantic Coast	—	—	—	—	—	1,121	1,069	2,933	78	1,85
" Pacific "	—	—	—	—	—	31	28	3,28
British Guiana	—	—	—	—	—	5
Western Australia	—	—	—	—	—	2,940	1,987	1,605	1,738	2,71
South Australia (including Northern Territory)	—	—	—	—	—	4,381	7,206	2,339	1,234	3,81
Victoria	—	—	—	—	—	15,224	11,295	6,088	3,131	11,77
Tasmania	—	—	—	—	—	24	2	..
New South Wales	—	—	—	—	—	9,803	9,608	6,247	14,939	12,45
Queensland	—	—	—	—	—	1,467	1,414	2,385	1,485	2,31
Australian Commonwealth (Total)	—	—	—	—	—	33,815	31,460	18,633	27,529	32,94
New Zealand (including Nauru and British Samoa)	—	—	—	—	—	9,012	9,533	6,606	7,704	11,11
Fiji Islands	—	—	—	—	—	201	336	91
TOTAL BRITISH EMPIRE	—	—	—	—	—	3,22,07,365	3,11,17,321	2,89,25,793	2,98,24,390	2,84,12,71
Russia—										
Southern Russia	—	—	—	—	—	64
Finland	—	—	—	—	—	7	2	63
Sweden	—	—	—	—	—	5,854	1,432	1,161	442	1,51
Norway	—	—	—	—	—	25	33	7	..	21
Denmark	—	—	—	—	—	1,725	50	12	4	5,11
Poland (including Danzig)	—	—	—	—	—	..	8
Germany	—	—	—	—	—	3,34,193	7,21,075	3,49,216	9,76,844	11,38,81
Netherlands	—	—	—	—	—	1,909	11,258	1,423	2,491	1,41
Belgium	—	—	—	—	—	531	32,631	5,184	2,58,272	10,52,91
Luxemburg	—	—	—	—	—	1
France	—	—	—	—	—	18,850	52,186	67,561	2,02,799	5,79,21
Spain	—	—	—	—	—	625	564	86	900	11
Portugal	—	—	—	—	—	..	19	3	5	..
Switzerland	—	—	—	—	—	48,519	1,37,303	86,230	2,41,735	3,57,31
Italy	—	—	—	—	—	9,27,797	10,92,067	13,66,699	17,93,990	41,90,31
Austria	—	—	—	—	—	352	1,251	18,223	32	91
Hungary	—	—	—	—	—	..	173	21
Czechoslovakia	—	—	—	—	—	..	1,331	1,200	4	1,91
Serb-Croat Slovene State (Jugo-Slavia)	—	—	—	—	—	..	50	441
Roumania	—	—	—	—	—	..	6	16
Greece	—	—	—	—	—	30	31	55	31	..
Crete	—	—	—	—	—	5
Turkey, European	—	—	—	—	—	33
Turkey, Asiatic	—	—	—	—	—	376	12	343	1,798	2,5
Syria	—	—	—	—	—	100	1,01
Smyrna	—	—	—	—	—	12
Masbat Territory and Trucial Oman	—	—	—	—	—	855	5,730	5,674	6,727	3,9
Other Native States in Arabia	—	—	—	—	—	173	6,345	337	422	61

* The following classes of imports by post, including letter packets (registered and ordinary post) referred to Collectors of Customs for assessment, are included with their appropriate heads and sub-heads in the import returns: (a) Jewellery, (b) Precious stones, (c) Gold and Silver thread, (d) Cigarettes, and (e) Cigarette-graph films. † Shown as a Foreign Country from 1923-24.

No. 13—continued

ARTICLE, AND COUNTRIES OF CONSIGNMENT; ALSO SHARE OF EACH PROVINCE	QUANTITY					VALUE				
	1922-23	1923-24	1924-25	1925-26	1926-27	1922-23	1923-24	1924-25	1925-26	1926-27
Postal Articles not specified (V)—concluded						R	R	R	R	R
Perak	—	—	—	—	—	2,041	9,000	6,347	2,787	10,867
Penang	—	—	—	—	—	22	7	—	—	—
Sumatra	—	—	—	—	—	480	—	—	—	3
Java	—	—	—	—	—	5,088	9,848	7,818	2,768	5,323
Borneo (Dutch)	—	—	—	—	—	—	—	—	7,668	902
Celebes and other Islands	—	—	—	—	—	—	1,467	—	400	14,297
Siam	—	—	—	—	—	53,028	1,53,669	2,22,614	32,107	27,651
Indo-China (including Cochinchina, Cambodia, Annam, Tonkin and French leased territories in China)	—	—	—	—	—	2,057	225	224	—	50
Philippine Islands and Guam	—	—	—	—	—	24	2	—	—	—
China (exclusive of Hongkong and Macao)	—	—	—	—	—	1,79,740	1,35,812	1,26,726	49,378	2,94,616
Japan	—	—	—	—	—	7,09,416	6,53,640	2,48,226	10,66,289	7,44,400
Egypt	—	—	—	—	—	—	1,12,700	1,38,699	2,37,378	1,97,708
Algeria	—	—	—	—	—	—	—	2	—	—
French West Africa	—	—	—	—	—	—	—	—	—	2
Portuguese West Africa	—	—	—	—	—	—	—	926	—	200
Portuguese East Africa	—	—	—	—	—	7,784	6,770	2,655	6,022	5,295
Madagascar	—	—	—	—	—	—	—	—	—	2
Italian East Africa (Somaliland and Eritrea)	—	—	—	—	—	—	—	—	—	220
United States of America—										
Via Atlantic Coast	—	—	—	—	—	1,14,245	1,56,269	1,22,046	1,48,222	1,01,721
" Pacific "	—	—	—	—	—	890	222	542	794	49,245
Cuba	—	—	—	—	—	—	46	7	—	—
Haiti and St. Domingo	—	—	—	—	—	—	—	2,014	1,510	120
French West Indies	—	—	—	—	—	5	—	—	—	—
Mexico	—	—	—	—	—	—	18	—	—	—
Guatemala	—	—	—	—	—	—	—	22	—	—
Colombia	—	—	—	—	—	—	179	6	—	—
Venezuela	—	—	—	—	—	—	—	2	—	—
Brazil	—	—	—	—	—	—	14	2	—	2
Argentine Republic (including the Atlantic Coast of Patagonia)	—	—	—	—	—	—	—	6	—	—
Ecuador	—	—	—	—	—	—	20	—	—	—
TOTAL FOREIGN COUNTRIES	—	—	—	—	—	24,25,055	32,01,977	29,08,107	50,54,440	27,91,704
Share of Bengal	—	—	—	—	—	20,42,179	26,48,992	27,55,454	1,00,22,122	1,02,22,120
" Bombay "	—	—	—	—	—	2,16,41,998	1,92,22,422	1,40,52,168	1,40,00,229	1,44,51,921
" Sind "	—	—	—	—	—	11,87,897	12,66,299	46,27,222	47,22,422	22,14,222
" Madras "	—	—	—	—	—	22,42,042	24,06,976	24,72,020	22,22,122	22,02,022
" Burma "	—	—	—	—	—	22,16,121	16,77,202	19,72,402	22,22,222	20,10,222
TOTAL	—	—	—	—	—	2,47,22,450	2,44,19,202	2,22,22,000	2,42,72,220	2,72,04,496
All other articles of merchandise—										
Unmanufactured (II. S)—										
United Kingdom	—	—	—	—	—	65,022	70,954	46,220	1,52,021	42,227
Mesopotamia	—	—	—	—	—	—	—	—	1,000	60
Bahrain Islands	—	—	—	—	—	—	4,179	1,225	422	15,217
Ceylon	—	—	—	—	—	8,742	12,241	10,602	10,199	26,220
Straits Settlements (including Labuan)	—	—	—	—	—	15,742	10,722	5,221	5,122	7,220
Hongkong	—	—	—	—	—	10,016	6,419	1,190	1,450	5,221
Other British Possessions	—	—	—	—	—	262	420	745	612	1,200
TOTAL BRITISH EMPIRE	—	—	—	—	—	99,902	1,05,426	64,942	1,70,267	1,74,924

* The following classes of imports by post, including letter packets (registered and ordinary post) referred to Collectors of Customs for assessment, are included with their appropriate heads and sub-heads in the import returns: (a) Jewellery, (b) Precious stones, (c) Gold and silver thread, (d) Cigarettes and (e) Cinematograph films.
‡ Shown as a Foreign Country from 1922-24.

ARTICLES, AND COUNTRIES OF CONSIGNMENT; ALSO SHARE OF EACH PROVINCE	QUANTITY					VALUE				
	1922-23	1923-24	1924-25	1925-26	1926-27	1922-23	1923-24	1924-25	1925-26	1926-27
						R	R	R	R	R
All other articles of merchandise—continued										
<i>Unmanufactured (II. B)—continued</i>										
Germany	—	—	—	—	—	1,491	1,499	8,734	7,037	47,336
Netherlands	—	—	—	—	—	415	2,358	658	372	270
Belgium	—	—	—	—	—	..	85	215	5,315	..
France	—	—	—	—	—	95,076	1,04,981	1,07,641	91,080	1,90,411
Portugal	—	—	—	—	—	..	1,715
Switzerland	—	—	—	—	—	1,090	1,627	746
Italy	—	—	—	—	—	56,066	66,508	37,870	39,725	29,965
Austria	—	—	—	—	—	1,715	6	1,584	1,522	582
Czechoslovakia	—	—	—	—	—	194	..	3,391
Greece	—	—	—	—	—	1,690	23,920
Mascat Territory and Trucial Oman	—	—	—	—	—	582	135	293	400	1,309
Other Native States in Arabia	—	—	—	—	—	322	4,375	139	..	50
Persia	—	—	—	—	—	392	7,504	1,966	16,049	25,138
Java	—	—	—	—	—	17,727	30,609	30,592	12,731	9,016
Sumatra	—	—	—	—	—	1,235	516	268
China (exclusive of Hongkong and Macao)	—	—	—	—	—	150	4,143	852	232	1,542
Japan	—	—	—	—	—	2,551	1,902	3,255	8,862	1,878
Egypt †	—	—	—	—	—	..	8,765	85	4,326	..
Algeria	—	—	—	—	—	1,14,673	..
Portuguese East Africa	—	—	—	—	—	525	13,592
United States of America—										
Vid Atlantic Coast	—	—	—	—	—	20	33	7,873	1,093	11,160
Other Foreign Countries	—	—	—	—	—	20	..	670	983	115
TOTAL FOREIGN COUNTRIES	—	—	—	—	—	1,80,171	2,48,210	2,06,853	3,06,543	2,58,506
<i>Share of Bengal</i>										
" Bombay	—	—	—	—	—	67,894	79,002	45,484	1,32,446	73,396
" Sind	—	—	—	—	—	1,79,196	2,53,163	1,96,777	2,78,906	3,26,133
" Madras	—	—	—	—	—	3,307	6,913	7,483	5,470	10,302
" Burma	—	—	—	—	—	8,039	4,033	16,379	6,163	4,408
"	—	—	—	—	—	21,787	9,930	5,233	24,420	14,201
TOTAL	—	—	—	—	—	2,80,078	3,53,646	2,71,301	4,77,415	4,23,490
<i>Manufactured (III. V)—</i>										
United Kingdom	—	—	—	—	—	17,07,423	13,29,218	15,87,145	15,12,736	12,80,837
Mesopotamia	—	—	—	—	—	3,611	5,466	351	1,685	248
Ceylon	—	—	—	—	—	20,063	14,087	26,919	13,666	25,571
Straits Settlements (including Labuan)	—	—	—	—	—	1,76,692	1,33,066	1,54,874	1,06,065	80,543
Federated Malay States	—	—	—	—	—	1,430	72	187	180	1,060
Hongkong	—	—	—	—	—	39,138	44,243	43,364	26,160	33,853
Natal	—	—	—	—	—	2,200	6	370	784	200
Mauritius and Dependencies	—	—	—	—	—	25	5,015	121
Canada—										
Vid Atlantic Coast	—	—	—	—	—	40	..	483	1,773	5,239
Western Australia	—	—	—	—	—	7,392
Victoria	—	—	—	—	—	711	3,043	372	1,407	372
New South Wales	—	—	—	—	—	53	121	515	30	755
Queensland	—	—	—	—	—	152
Australian Commonwealth (Total)	—	—	—	—	—	913	3,154	337	1,437	3,519
Other British Possessions	—	—	—	—	—	223	285	1,381	207	910
TOTAL BRITISH EMPIRE	—	—	—	—	—	19,51,641	15,30,499	17,70,326	16,09,703	14,37,107

† Shown as a Foreign Country from 1923-24.

No. 13—concluded

ARTICLES, AND COUNTRIES OF CONSIGNMENT; ALSO SHARE OF EACH PROVINCE	QUANTITY					VALUE				
	1922-23	1923-24	1924-25	1925-26	1926-27	1922-23	1923-24	1924-25	1925-26	1926-27
All other articles of Merchandise—continued						R	R	R	R	R
Manufactured (III. V)— continued										
Sweden	—	—	—	—	—	55,923	5,815	2,034	2,064	15,508
Norway	—	—	—	—	—	25,539	2,128	80	297	275
Denmark	—	—	—	—	—	324	290	275	5,672	4,373
Germany	—	—	—	—	—	1,20,274	1,62,415	1,71,963	1,88,243	2,22,083
Netherlands	—	—	—	—	—	5,045	4,848	2,802	5,808	4,451
Belgium	—	—	—	—	—	8,328	8,639	9,006	11,415	12,709
Luxemburg	—	—	—	—	—	1,554
France	—	—	—	—	—	23,107	23,081	60,609	55,326	57,077
Switzerland	—	—	—	—	—	305	2,030	2,474	5,498	1,492
Italy	—	—	—	—	—	31,641	11,158	24,207	20,619	25,927
Austria	—	—	—	—	—	2,295	1,870	17,395	26,775	64,320
Czechoslovakia	—	—	—	—	—	15,502	6,408	37,123	1,11,200	2,13,855
Turkey, Asiatic	—	—	—	—	—	1,122	..
Maskat Territory and Trucial Oman	—	—	—	—	—	1,097	232	522	720	90
Other Native States in Arabia	—	—	—	—	—	258	4,490	222	798	7,562
Perak	—	—	—	—	—	42,042	492	6,080	22,210	22,241
Java	—	—	—	—	—	12	107	15	1,220	2,241
Philippine Islands and Guam	—	—	—	—	—	635	25,209	..
China (exclusive of Hong- kong and Macao)	—	—	—	—	—	21,225	19,226	17,777	21,074	22,887
Japan	—	—	—	—	—	11,53,620	16,80,917	22,55,251	16,07,422	7,41,664
Egypt †	—	—	—	—	—	10	..	1,401
Portuguese East Africa	—	—	—	—	—	146	47	1,09
United States of America— Via Atlantic Coast	—	—	—	—	—	79,569	1,12,424	1,21,957	1,55,208	2,57,40
" Pacific	—	—	—	—	—	6,245	6,000	17	1,529	5,80
Uruguay	—	—	—	—	—	4,40
Other Foreign Countries	—	—	—	—	—	579	1,404	274	1,042	94
TOTAL FOREIGN COUNTRIES	—	—	—	—	—	15,99,258	20,45,556	22,22,568	22,59,192	17,74,30
Share of Bengal	—	—	—	—	—	2,15,559	6,25,788	8,65,947	9,01,519	8,22,41
" Bombay	—	—	—	—	—	12,24,228	29,26,904	27,29,758	29,29,212	17,22,22
" Sind	—	—	—	—	—	1,22,099	69,764	1,41,117	79,242	92,21
" Madras	—	—	—	—	—	5,53,798	6,22,216	6,22,202	6,22,202	8,22,21
" Burma	—	—	—	—	—	1,02,402	1,21,212	1,69,266	2,22,222	2,22,21
TOTAL	—	—	—	—	—	35,51,099	35,76,022	46,02,469	29,58,000	32,11,46
GRAND TOTAL VALUE OF MERCHANDISE IMPORTED (exclusive of Government Stores)	—	—	—	—	—	232,70,76,893	227,61,22,282	246,62,53,231	226,17,77,961	231,21,51,1
Share of Bengal	—	—	—	—	—	22,51,22,221	79,22,21,270	27,22,22,222	29,22,22,222	21,77,22,2
" Bombay	—	—	—	—	—	22,24,21,072	22,22,21,227	27,22,21,222	29,22,22,222	29,22,22,2
" Sind	—	—	—	—	—	20,22,22,222	21,22,21,222	20,22,22,222	21,22,22,222	22,22,22,2
" Madras	—	—	—	—	—	20,22,22,222	20,22,22,222	20,22,22,222	21,22,22,222	21,22,22,2
" Burma	—	—	—	—	—	20,22,22,222	20,22,22,222	20,22,22,222	21,22,22,222	22,22,22,2
SUBJECT TO DUTY	—	—	—	—	—	221,42,20,021	226,12,22,217	245,22,20,212	217,47,71,027	221,14,72,1
FREE OF DUTY	—	—	—	—	—	1,28,22,222	1,47,22,222	1,28,22,222	8,70,22,222	10,16,72,1
TOTAL	—	—	—	—	—	222,70,22,222	227,61,22,222	246,62,22,222	226,17,77,961	231,21,51,1

† Shown as a Foreign Country from 1922-24.

GENERAL EXPORTS OF INDIAN MERCHANDISE

IN EACH OFFICIAL YEAR FROM 1922-23 TO 1926-27.

NOTES.—(1) All exports are free of duty except Rice (husked and unhusked) and Rice flour. Tea and jute (raw and manufactured) have also been subject to duty from 1st March 1916 and raw hides and skins from 11th September 1916.

(2) The summary classes and their subdivisions are shown in brackets against articles. For Summaries, see pages 9 to 11.

ARTICLES, AND COUNTRIES OF FINAL DESTINATION; ALSO SHARE OF EACH PROVINCE	QUANTITY					VALUE				
	1922-23	1923-24	1924-25	1925-26	1926-27	1922-23	1923-24	1924-25	1925-26	1926-27
Animals, living—	No.	No.	No.	No.	No.	Rs.	Rs.	Rs.	Rs.	Rs.
Cattle (excepting sheep and goats) (IV. B)—										
Bahrain Islands	30	8	4	35	..	2,850	400	320	1,750	..
Ceylon	10,807	9,288	7,269	8,225	11,523	5,41,690	4,50,585	3,59,495	4,02,870	6,00,000
Straits Settlements (including Labuan)	2,283	2,407	1,715	1,204	2,392	2,17,772	2,98,604	2,84,185	1,84,891	3,12,000
Federated Malay States	493	916	1,145	1,873	2,483	52,650	1,23,000	1,87,825	3,21,150	3,11,000
British Borneo	13	2,000
Hongkong	7	2,600
Mauritius and Dependencies	36	11	9,625	3,100
British West India Islands	4	1,300
Other British Possessions	10	5	215	..
TOTAL BRITISH EMPIRE	13,653	12,582	10,133	11,347	16,416	8,25,887	8,78,239	8,31,825	9,09,876	12,23,000
Germany	12	13	13	15	..	305	725	1,170	1,000
Siam	4	1	23	27	74	155	50	830	1,450	4,000
Formosa	20	3,700
Japan	10	2,000
Other Foreign Countries	8	2	6	78	..	870	160	400	4,610	..
TOTAL FOREIGN COUNTRIES	22	15	62	118	89	3,025	515	5,655	7,210	5,000
Share of Bengal	1,316	851	290	130	322	1,06,537	43,485	47,098	29,415	33,000
.. Bombay	10	13	10	3	5	2,000	4,200	1,350	300	1,000
.. Madras	11,302	11,608	9,373	10,220	15,471	7,06,715	7,88,465	7,60,630	8,25,055	11,43,000
.. Burma	230	166	71	239	322	3,540	5,744	2,470	12,226	13,000
TOTAL	13,675	12,597	10,195	11,465	16,505	8,23,912	8,78,804	8,37,480	9,17,086	12,33,000
Horses (IV. A)—	No.	No.	No.	No.	No.					
United Kingdom	8	8	5	6	1	22,625	22,500	10,650	8,000	2,000
Ceylon	39	21	33	27	13	82,115	13,330	62,480	48,300	23,000
Straits Settlements (including Labuan)	3	7	2	..	1	3,700	4,200	1,900	..	1,000
Mauritius and Dependencies	6	12,400
Other British Possessions	1	1	1	75	650	1,000
TOTAL BRITISH EMPIRE	51	42	40	32	16	1,08,515	52,430	75,030	51,950	29,000
France	1	5	1,000	7,000
Japan
Other Foreign Countries	5	5	3	4	..	1,270	3,080	880	100	..
TOTAL FOREIGN COUNTRIES	6	5	3	4	5	2,270	3,080	880	100	7,000
Share of Bengal	13	25	24	6	10	23,025	43,100	23,100	11,050	13,000
.. Bombay	13	1	5	22,500	650	7,000
.. Madras	39	20	6	25	4	82,115	12,330	25,130	40,250	10,000
.. Burma	3	3	..	4	1	70	30	..	100	3,000
TOTAL	57	47	43	36	21	1,10,785	55,510	75,910	52,050	30,000

No. 14—continued

ARTICLES, AND COUNTRIES OF FINAL DESTINATION: ALSO SHARE OF EACH PROVINCE	QUANTITY					VALUE				
	1922-23	1923-24	1924-25	1925-26	1926-27	1922-23	1923-24	1924-25	1925-26	1926-27
Animals, Living—continued <i>Sheep and goats (IV. C)—</i>	No.	No.	No.	No.	No.	₹	₹	₹	₹	₹
Bahrein Islands	541	553	58	387	22	3,868	5,050	361	3,632	160
Ceylon	57,457	64,730	72,598	87,525	98,150	9,33,297	11,63,455	13,37,182	16,24,532	15,90,725
Straits Settlements (including Labuan)	15,473	16,799	43,768	48,181	50,039	1,53,511	2,30,331	4,93,978	5,78,742	6,33,688
Federated Malay States	181	208	80	2,715	4,775	1,000
Other British Possessions	9	..	35	4	16	352	..	250	44	650
TOTAL BRITISH EMPIRE	78,661	82,082	119,454	136,302	136,907	11,23,748	13,89,336	18,31,771	22,11,723	22,36,800
Mascat Territory and Trucial Oman	112	522	175	150	..	1,100	3,225	892	750	..
Other Foreign Countries	72	10	4	102	17	665	50	40	923	827
TOTAL FOREIGN COUNTRIES	184	532	179	252	17	1,765	3,405	932	1,722	827
Share of Bengal	12,758	16,008	46,020	48,123	59,205	3,45,998	2,79,972	4,92,329	6,77,989	6,34,699
" <i>Bombay</i>	7	870
" <i>Sind.</i>	724	1,129	379	633	35	5,639	19,029	1,536	6,888	390
" <i>Madras</i>	60,345	65,414	72,743	87,300	86,790	9,73,647	11,72,349	12,22,803	16,30,201	16,01,676
" <i>Burma</i>	11	3	3	70	199	601
TOTAL	78,845	82,614	119,633	136,555	136,924	11,25,613	13,92,741	18,22,674	22,19,487	22,26,517
Other kinds (IV. D)—	No.	No.	No.	No.	No.	₹	₹	₹	₹	₹
United Kingdom	3,203	16	2,285	3,382	5,072	29,698	7,778	65,442	25,748	39,326
Ceylon	89,015	123,879	133,047	145,601	214,386	96,164	1,21,654	1,23,720	1,47,046	2,08,368
Straits Settlements (including Labuan)	66	187	842	940	2,259	675	12,206	14,354	11,015	18,364
Hongkong	1	2	2,867	446	8,772	150	150	18,880	330	18,954
Victoria	9	..	27	52	..	18,000	..	275	164
<i>Australian Commonwealth (Total)</i>	9	..	27	52	..	18,000	..	275	164
New Zealand	100	18	1,295	2,529
Other British Possessions	16	1	27	9	..	290	50	210	610
TOTAL BRITISH EMPIRE	97,285	124,109	136,542	150,632	230,548	1,26,662	1,60,048	2,22,452	1,85,919	2,55,606
Germany	6,368	4,945	5,527	3,586	4,458	1,06,588	1,35,000	1,20,122	47,970	51,285
Netherlands	22	..	2	2,400	..	45
Belgium	2,277	2,702	591	45,398	12,224	19,783
France	15,404	4,848	..
Native States in Arabia other than Mascat Territory and Trucial Oman	1	2,000
Sumatra	9	19	1,809	3,000	..
Siam	26	268	160	995	6,750	6,450	..
Japan	5	..	7	108	4,167	9,980	..	2,600	260	900
United States of America— <i>Yld Atlantic Coast</i>	206	1,287	866	58	2,244	18,626	996	4,390	17,840	8,195
" <i>Pacific</i>	1,017	50	..	36,150	139
Other Foreign Countries	70	429	4	508	1,275	340
TOTAL FOREIGN COUNTRIES	6,650	7,275	8,976	22,757	11,516	1,27,662	1,77,741	1,63,461	98,667	80,443
Share of Bengal	14,575	7,356	19,864	9,089	26,808	1,23,549	1,29,825	1,30,532	67,477	725,267
" <i>Bombay</i>	119	5	2,225	27,060	6	10,252	400	21,498	11,667	1,225
" <i>Sind.</i>	18	..	484	891	611	700	..	2,525	4,419	7,670
" <i>Madras</i>	89,105	122,951	123,224	145,955	214,240	96,476	1,22,314	1,27,248	1,71,248	2,20,976
" <i>Burma</i>	20	72	321	193	14	22,248	31,460	74,072	24,077	11,320
TOTAL	103,935	121,384	147,518	179,299	242,079	2,62,324	2,32,786	4,05,113	2,79,486	3,25,949

GENERAL EXPORTS

(584)

INDIAN MERCHANDISE

No. 14—continued

ARTICLES, AND COUNTRIES OF FINAL DESTINATION; ALSO SHARE OF EACH PROVINCE	QUANTITY					VALUE				
	1922-23	1923-24	1924-25	1925-26	1926-27	1922-23	1923-24	1924-25	1925-26	1926-27
Animals, Living—concluded						R	R	R	R	R
<i>Total Animals, Living—</i>	No.	No.	No.	No.	No.					
United Kingdom	8,220	24	2,325	2,386	5,073	51,670	30,278	76,342	33,748	35,321
Bahrain Islands	572	561	62	423	23	6,808	5,450	661	5,382	161
Ceylon	157,313	197,863	212,042	241,378	312,072	16,53,256	17,49,024	18,72,883	22,17,248	24,26,081
Straits Settlements (including Labuan)	17,825	19,400	49,827	50,825	55,291	4,05,658	5,35,841	7,94,417	7,74,148	9,58,177
Federated Malay States	674	926	1,145	2,108	2,567	55,365	1,23,200	1,87,625	3,26,135	3,12,840
British Borneo	29	3,171
Hongkong	1	9	2,367	448	8,772	150	2,750	18,880	330	3,954
Mauritius and Dependencies	36	17	9,625	15,500
British West India Islands	4	1,300
Victoria	9	..	27	52	..	18,000	..	275	164
Australian Commonwealth (Total)	..	9	..	27	52	..	18,000	..	275	164
New Zealand	109	18	1,295	2,520
Other British Possessions	6	1	15	11	..	60	50	909	1,760
TOTAL BRITISH EMPIRE	184,650	216,816	268,169	298,214	383,902	21,63,882	24,80,103	29,51,078	33,59,470	37,89,165
Germany	6,376	4,067	5,544	8,939	4,467	1,08,583	1,35,985	1,20,838	49,190	52,517
Netherlands	22	..	2	2,400	..	45
Belgium	2,281	2,706	591	45,598	12,272	19,788
France	1	15,404	..	1,000	4,848	..
Mascat Territory and Trucial Oman	120	524	177	160	..	1,970	3,485	1,063	1,600	..
Other Native States in Arabia	1	..	1	40	..	2,000	..	600	664	..
Sumatra	10	10	2,000	3,000	..
Java	2	3	750	3,000
Siam	7	29	291	191	74	225	1,125	7,580	7,080	4,110
Formosa	20	3,700
Japan	15	..	7	103	4,172	11,980	..	2,600	200	7,960
United States of America—										
Via Atlantic Coast	206	1,287	866	58	2,244	16,626	996	4,390	17,840	8,195
" Pacific "	1,017	50	..	35,150	130
Other Foreign Countries	134	..	1	515	7	1,578	..	80	4,875	85
TOTAL FOREIGN COUNTRIES	6,862	7,827	9,220	13,181	11,627	1,44,712	1,79,741	1,90,699	1,02,630	93,130
Share of Bengal	28,762	23,740	67,538	57,328	77,045	4,16,117	4,85,482	7,48,057	6,85,392	7,67,689
" Bombay	136	18	2,347	17,063	16	12,623	4,600	45,943	12,317	9,173
" Sind	959	1,648	1,206	2,448	1,023	13,025	46,930	29,516	59,795	34,485
" Madras	161,391	200,993	216,356	244,010	317,105	13,52,353	20,95,458	23,41,914	26,67,352	29,90,760
" Burma	264	243	392	436	340	30,926	37,374	76,542	36,403	30,199
TOTAL	191,512	226,842	277,389	321,345	395,629	23,23,544	26,59,844	31,41,977	34,62,059	38,32,295
Apparel (including drapery, uniforms, and accessories, but excluding woollen and boots and shoes) (I.I.I. A)—										
United Kingdom	1,83,623	2,97,469	3,62,220	3,29,063	2,53,423
Palestine	3,240	432	250	2,050	2,150
Aden and Dependencies	24,242	22,414	20,460	12,437	12,434
Mesopotamia	43,326	1,01,055	46,018	10,525	19,422
Bahrain Islands	3,976	6,650	12,882	495	2,500
Ceylon	1,97,550	1,91,330	1,15,081	74,803	98,550
Straits Settlements (including Labuan)	1,24,523	1,41,053	1,05,371	96,796	1,32,366
Federated Malay States	10,872	18,379	9,397	7,231	9,807
Hongkong	61,467	31,703	13,595	22,307	19,769
Egypt (a)	23,919

(a) Shown as a Foreign Country from 1923-24.

No. 14—continued

ARTICLES, AND COUNTRIES OF FINAL DESTINATION; ALSO SHARE OF EACH PROVINCE	QUANTITY					VALUE				
	1922-23	1923-24	1924-25	1925-26	1926-27	1922-23	1923-24	1924-25	1925-26	1926-27
<i>Apparel (including drapery, uniforms, and accoutrements, but excluding hosiery and boots and shoes) (III. A)—continued</i>						R	R	R	R	R
Cape of Good Hope	—	—	—	—	—	84,367	85,230	1,41,350	1,36,093	1,57,348
Natal	—	—	—	—	—	14,94,410	5,96,822	9,54,431	5,01,043	5,50,940
Transvaal	—	—	—	—	—	635	13,445	6,250
Rhodesia	—	—	—	—	—	920	824	1,678	..	350
Zanzibar and Pemba	—	—	—	—	—	7,535	7,093	16,270	12,563	8,568
Kenya Colony	—	—	—	—	—	22,881	34,810	62,928	54,174	51,001
Tanganyika Territory	—	—	—	—	—	2,675	7,975	15,799	11,755	9,330
Anglo-Egyptian Sudan	—	—	—	—	—	300	..	1,000	1,750	3,769
Mauritius and Dependencies	—	—	—	—	—	33,608	13,594	19,187	18,928	21,508
Canada—										
<i>Via Atlantic Coast</i>	—	—	—	—	—	178	..
<i>" Pacific "</i>	—	—	—	—	—	30,030	..	80	..	3,513
British West India Islands	—	—	—	—	—	4,748	7,103	4,961	4,434	6,678
British Guiana	—	—	—	—	—	283	2,340	2,035	2,367	2,709
Western Australia	—	—	—	—	—	100	6,200	1,080	1,200	1,330
South Australia (including Northern Territory)	—	—	—	—	—	607	150	1,306	2,279	1,570
Victoria	—	—	—	—	—	925	2,000	1,190	150	495
New South Wales	—	—	—	—	—	22,682	18,792	12,681	16,828	22,822
Queensland	—	—	—	—	—	1,590	1,571	3,322	6,150	11,337
<i>Australian Commonwealth (Total)</i>	—	—	—	—	—	25,964	22,713	19,788	27,267	43,444
Fiji Islands	—	—	—	—	—	17,278	13,617	6,259	2,509	21,86
Other British Possessions	—	—	—	—	—	1,215	1,417	923	2,001	2,612
TOTAL BRITISH EMPIRE	—	—	—	—	—	24,29,984	16,24,608	19,49,791	14,81,216	24,23,339
Germany	—	—	—	—	—	8,48,980	6,69,958	7,07,155	7,08,258	4,15,310
Netherlands	—	—	—	—	—	320	20	64	..	1,085
Belgium	—	—	—	—	—	4,500	3,525	..	300	..
France	—	—	—	—	—	..	2,122	9,874	700	20,520
Switzerland	—	—	—	—	—	1,000	75	7,060	287	..
Italy	—	—	—	—	—	30,300	6,220	2,197	825	2,370
Austria	—	—	—	—	—	1,200
Greece	—	—	—	—	—	4,380	..
Turkey, European	—	—	—	—	—	1,560	500	80
Turkey, Asiatic	—	—	—	—	—	10,314	..	849	300	340
Syria	—	—	—	—	—	..	3,263	..	200	1,425
Smyrna ^R _{Muscat Territory and Trucial Oman}	—	—	—	—	—	..	12,527
Other Native States in Arabia	—	—	—	—	—	20,225	21,727	20,196	9,040	11,165
Persia	—	—	—	—	—	12,225	7,989	2,160	3,000	12,300
Persia	—	—	—	—	—	8,547	13,302	22,370	2,484	7,302
Sumatra	—	—	—	—	—	2,874	3,365	4,779	5,145	4,282
Java	—	—	—	—	—	55,679	45,472	53,709	50,581	44,959
Borneo (Dutch)	—	—	—	—	—	55,250	99
Celebes and other Islands	—	—	—	—	—	..	850	825	..	1,300
Siam	—	—	—	—	—	8,474	4,961	7,506	7,509	7,484
Philippine Islands and Guam	—	—	—	—	—	1,875	2,075	1,760	700	112
Indo-China (including Cochin China, Cambodia, Annam and Tonkin and French territories in China)	—	—	—	—	—	..	20	265	2,000	2,100
China (exclusive of Hong-kong and Macao)	—	—	—	—	—	1,12,159	19,773	27,659	19,103	27,263
Japan	—	—	—	—	—	10,250	9,299	14,295	6,119	8,417
Egypt (e)	—	—	—	—	—	..	32,667	29,471	24,266	21,611
Tripoli	—	—	—	—	—	..	1,300	11,250	4,100	..
Tunis	—	—	—	—	—	2,400	20,000	15,000
Morocco	—	—	—	—	—	12,450
Portuguese West Africa	—	—	—	—	—	..	5,950	..	1,800	..
Portuguese East Africa	—	—	—	—	—	24,087	22,529	55,108	76,262	72,500
French East Africa	—	—	—	—	—	..	325	..	1,000	..
Italian East Africa (Somaliland and Eritrea)	—	—	—	—	—	10,875	3,200	1,950	1,125	1,500
French Somaliland	—	—	—	—	—	15	3,490	1,050
United States of America—										
<i>Via Atlantic Coast</i>	—	—	—	—	—	..	20,164	27,292	12,921	59,604
<i>" Pacific "</i>	—	—	—	—	—	..	2,108	..	415	24,224

(e) Shown as a Foreign Country from 1923-24.

GENERAL EXPORTS

(586)

INDIAN MERCHANDISE

No. 14—continued

ARTICLES, AND COUNTRIES OF FINAL DESTINATION; ALSO SHARE OF EACH PROVINCE	QUANTITY					VALUE				
	1922-23	1923-24	1924-25	1925-26	1926-27	1922-23	1923-24	1924-25	1925-26	1926-27
Apparel (including drapery, uniforms, and accoutrements, but excluding hosiery and boots and shoes) (III. A)—consolidated						R	R	R	R	R
Dutch Guiana	—	—	—	—	—	630	736	440	1,038	552
Other Foreign Countries	—	—	—	—	—	662	2,904	1,100
TOTAL FOREIGN COUNTRIES	—	—	—	—	—	6,97,356	8,58,291	10,01,658	10,58,771	8,07,140
Share of Bengal	—	—	—	—	—	14,96,512	17,60,705	20,13,226	19,06,373	17,28,260
" Bombay	—	—	—	—	—	12,74,588	3,09,046	6,90,378	3,60,384	2,44,222
" Sind	—	—	—	—	—	80,298	1,00,799	97,700	70,938	99,496
" Madras	—	—	—	—	—	3,29,626	2,65,967	1,28,921	1,01,778	1,29,497
" Burma	—	—	—	—	—	46,216	56,442	2,119	51,616	8,414
TOTAL	—	—	—	—	—	31,27,240	24,82,949	29,45,444	23,89,987	22,30,479
Fire, ammunition, and military stores (III. B)—United Kingdom	—	—	—	—	—	42	6,195	..	60	948
Mesopotamia	—	—	—	—	—	3,400
Other British Possessions	—	—	—	—	—	90	866	326	440	222
TOTAL BRITISH EMPIRE	—	—	—	—	—	8,532	7,061	326	500	1,165
TOTAL FOREIGN COUNTRIES	—	—	—	—	—	..	3,900
Share of Bengal	—	—	—	—	—	..	10,096	325	366	325
" Bombay	—	—	—	—	—	3,400	118
" Madras	—	—	—	—	—	90	866	..	30	622
" Burma	—	—	—	—	—	42	105	300
TOTAL	—	—	—	—	—	8,532	10,961	325	500	1,165
Text, works of (III. V)—United Kingdom	—	—	—	—	—	46,972	1,63,864	60,508	80,326	88,727
Malta and Gozo	—	—	—	—	—	3,400
Aden and Dependencies	—	—	—	—	—	61	..	9,150	850	250
Ceylon	—	—	—	—	—	4,007	4,177	4,559	4,107	7,010
Straits Settlements (including Labuan)	—	—	—	—	—	1,956	3,898	3,590	6,650	18,637
Federated Malay States	—	—	—	—	—	209	1,035	1,493	945	2,030
Hongkong	—	—	—	—	—	1,100	15	1,470	420	185
Egypt (a)	—	—	—	—	—	140
Natal	—	—	—	—	—	257	360	2,500
Mauritius and Dependencies	—	—	—	—	—	1,400	..	380
Kenya Colony	—	—	—	—	—	..	400	300	1,750	1,600
Canada— Via Atlantic Coast	—	—	—	—	—	1,857	22	3,990
" Pacific	—	—	—	—	—	162
Victoria	—	—	—	—	—	..	491	..	440	230
New South Wales	—	—	—	—	—	50	80	1,111	241	4,130
Australian Commonwealth (Total)	—	—	—	—	—	60	671	1,111	682	4,360
Other British Possessions	—	—	—	—	—	1,195	3,710	2,194	599	1,950
TOTAL BRITISH EMPIRE	—	—	—	—	—	58,758	1,78,015	84,755	96,850	1,30,401
Germany	—	—	—	—	—	1,625	455	680	3,579	7,095
France	—	—	—	—	—	1,558	580	8,047	1,051	11,259
Italy	—	—	—	—	—	5	8,200	2,605	1,830	300
Austria	—	—	—	—	—	2,380
Native States in Arabia other than Maskat Territory and Trucial Oman	—	—	—	—	—	1,000	800
Persia	—	—	—	—	—	1,200	125	505	418	1,500
Java	—	—	—	—	—	110	..	1,065	1,115	..
Indo-China (including Cochin-China, Cambodia, Annam and Tonkin and French leased territories in China)	—	—	—	—	—	1,775	..
China (exclusive of Hongkong and Macao)	—	—	—	—	—	..	805	470	1,000	770
Egypt (a)	—	—	—	—	—	12,000	100	1,010
United States of America— Via Atlantic Coast	—	—	—	—	—	9,335	17,614	14,416	21,937	42,543
" Pacific	—	—	—	—	—	412	378	208	2,273	11,778
Other Foreign Countries	—	—	—	—	—	1,202	1,152	1,385	2,709	2,792
TOTAL FOREIGN COUNTRIES	—	—	—	—	—	16,442	29,159	43,649	38,475	79,847
Share of Bengal	—	—	—	—	—	3,726	4,663	23,382	6,895	10,337
" Bombay	—	—	—	—	—	18,593	1,22,339	46,207	64,165	1,30,326
" Sind	—	—	—	—	—	7,169	29,736	8,606	25,343	28,304
" Madras	—	—	—	—	—	9,935	24,337	13,078	8,393	20,141
" Burma	—	—	—	—	—	35,758	25,100	34,334	27,114	20,670
TOTAL	—	—	—	—	—	75,200	2,07,174	1,23,404	1,34,325	2,10,328

(a) Shown as a Foreign Country from 1923-24.

No. 14—continued

ARTICLES, AND COUNTRIES OF FINAL DESTINATION: ALSO SHARE OF EACH PROVINCE	QUANTITY					VALUE				
	1922-23	1923-24	1924-25	1925-26	1926-27	1922-23	1923-24	1924-25	1925-26	1926-27
Baskets and Basketware (III. V) (c)—						R	R	R	R	R
United Kingdom	—	—	—	—	—	1,329	810	—	—	—
Aden and Dependencies	—	—	—	—	—	1,300	170	—	—	—
Ceylon	—	—	—	—	—	1,080	1,482	—	—	—
Other British Possessions	—	—	—	—	—	230	1,445	—	—	—
TOTAL BRITISH EMPIRE	—	—	—	—	—	3,939	3,827	—	—	—
TOTAL FOREIGN COUNTRIES	—	—	—	—	—	1,700	15	—	—	—
<i>Share of Bengal</i>	—	—	—	—	—	93	3,275	—	—	—
" <i>Bombay</i>	—	—	—	—	—	3,009	326	—	—	—
" <i>Sind</i>	—	—	—	—	—	259	224	—	—	—
" <i>Madras</i>	—	—	—	—	—	2,178	3,995	—	—	—
" <i>Burma</i>	—	—	—	—	—	10	37	—	—	—
TOTAL	—	—	—	—	—	5,639	3,842	—	—	—
Books, printed, and printed matter (not being station- ery), including maps and charts (III. V)—	Owts.	Owts.	Owts.	Owts.	Owts.					
United Kingdom	428	404	457	296	374	1,17,841	99,635	1,04,011	72,817	87,908
Aden and Dependencies	115	132	92	91	68	10,215	12,121	12,990	9,842	9,647
Mesopotamia	102	92	74	52	59	21,525	16,061	12,120	10,078	8,820
Bahrain Islands	45	53	57	59	32	6,975	7,410	7,968	7,058	4,500
Ceylon	459	423	540	650	834	60,425	55,158	74,260	83,506	1,12,237
Straits Settlements (including Labuan)	3,459	4,006	4,815	5,223	5,224	2,70,600	4,19,722	4,64,510	5,57,737	4,74,001
Federated Malay States	85	154	177	122	208	12,015	25,069	22,412	24,222	22,721
Hongkong	17	7	5	7	12	2,680	765	295	265	2,300
Cape of Good Hope	9	6	1	12	12	1,050	550	175	1,050	2,080
Natal	40	62	55	74	26	6,305	9,042	11,245	8,305	5,502
Zanzibar and Pemba	74	87	118	91	60	20,380	20,800	27,065	20,680	12,915
Kenya Colony	77	47	54	67	74	11,602	7,554	7,521	9,625	11,321
Tanganyika Territory	10	15	15	12	50	1,595	1,300	2,075	1,710	7,900
Mauritius and Dependencies	46	27	43	62	17	12,615	4,695	2,225	9,704	2,275
British Guiana	4	9	2	17	5	652	2,961	220	2,175	2,241
Western Australia	1	100
South Australia (including Northern Territory)	20	..
Victoria	2	1	597	50	..
New South Wales	16	4,125
Australian Commonwealth (Total)	16	..	2	1	1	4,125	..	597	70	100
Fiji Islands	12	17	2	2	10	2,002	2,700	227	150	1,227
Other British Possessions	2	2	10	2	..	210	422	2,750	725	48
TOTAL BRITISH EMPIRE	4,999	5,549	6,521	6,898	7,126	5,65,962	6,26,206	7,57,748	5,22,991	7,22,007
Germany	1	2	4	5	6	515	250	1,140	1,700	242
Belgium	2	1	..	50	..	2,100	150
France	20	2	10	1,221	600	1,500
Italy	9	..	2	12	..	900	..	225	7,040	100
Turkey, European Market Territory and Tru- dal Oman	2	2,500	..
Other Native States in Arabia	29	21	37	6	7	3,725	2,450	5,705	260	1,175
Persia	108	65	25	48	68	12,200	10,270	2,620	2,222	10,275
Java	..	4	10	4	42	2,250	500	5,500
Siam	5	14	12	7	5	215	4,725	1,555	1,270	915
China (exclusive of Hong- kong and Macao)	72	32	12	2	9	2,755	5,269	2,217	270	1,650
Japan	2	26	7	6	11	500	1,204	2,220	201	6,600
Egypt	..	4	4	..	6	..	1,070	1,000	47	1,105
Portuguese East Africa	2	10	16	9	2	1,020	1,500	2,210	1,275	1,200
United States of America— Fid Atlantic Coast	11	41	17	22	72	2,000	5,564	2,755	4,978	15,223
" <i>Pacific</i>	..	2	..	1	2	..	240	100	200	200
Other Foreign Countries	1	6	2	22	21	260	1,417	520	1,455	1,480
TOTAL FOREIGN COUNTRIES	510	355	219	227	512	59,005	60,465	52,922	52,207	69,277

(c) Discontinued from 1924-25 and included in "All other articles—manufactured."
* Shown as a Foreign Country from 1922-23.

GENERAL EXPORTS

(588)

INDIAN MERCHANDISE

No. 14—continued

ARTICLES, AND COUNTRIES OF FINAL DESTINATION; ALSO SHARE OF EACH PROVINCE	QUANTITY					VALUE				
	1922-23	1923-24	1924-25	1925-26	1926-27	1922-23	1923-24	1924-25	1925-26	1926-27
Books, printed, and printed matter (not being stationery), including maps and charts (III. V)—continued										
	Cwts.	Cwts.	Cwts.	Cwts.	Cwts.	R	R	R	R	R
Share of Bengal	308	340	316	144	176	1,16,561	65,745	49,453	26,959	44,088
" Bombay	4,107	4,530	5,430	5,706	5,845	3,91,535	5,16,180	5,94,065	6,55,746	6,11,138
" Sind	31	147	30	10	3	3,715	4,543	3,435	1,023	240
" Madras	742	821	1,055	1,297	1,606	1,10,500	1,45,337	1,61,004	1,90,160	2,08,533
" Burma	31	66	19	8	25	2,776	14,406	2,723	1,305	4,788
TOTAL	5,509	5,904	6,840	7,225	7,654	6,25,077	7,46,761	8,10,669	8,75,198	8,68,784
Boots and Shoes (III. A)—	Pairs	Pairs	Pairs	Pairs	Pairs					
United Kingdom	313	474	1,243	854	977	4,781	2,538	2,921	1,297	2,635
Aden and Dependencies	7,324	17,073	11,452	9,745	12,045	14,244	33,536	19,558	17,257	22,027
Mesopotamia	30,554	26,814	15,137	3,169	4,189	7,10,677	91,406	39,061	13,125	17,664
Bahrain Islands	12,368	12,859	6,938	2,298	6,555	20,321	18,439	12,305	4,681	12,419
Ceylon	11,273	12,002	20,052	25,695	36,905	32,202	33,407	51,584	54,626	59,593
Straits Settlements (including Labuan)	4,951	7,116	2,944	4,233	3,318	26,337	60,970	27,330	36,356	19,561
Federated Malay States	153	230	5,336	2,792	1,537	1,377	2,150	30,151	16,302	3,625
Hongkong	1,044	1	630	6,805	7	2,390
Egypt*	2,256	19,845
Natal	300	..	462	120	340	400	..	2,050	300	650
Zanzibar and Pemba	17,245	25,289	26,992	13,331	18,621	37,256	47,526	33,332	21,313	24,091
Kenya Colony	10,060	25,880	44,195	50,926	30,174	13,352	49,809	33,753	1,05,470	43,993
Tanganyika Territory	6,037	13,732	21,947	14,246	22,103	14,613	21,771	35,697	20,150	32,037
Anglo-Egyptian Sudan	1,780	260	2,250	300
Mauritius and Dependencies	41,314	10,204	2,376	3,434	1,350	1,91,913	36,850	7,345	10,123	1,395
Victoria	..	2	20	20	100
New South Wales	6	..	750	12	..	1,500
Australian Commonwealth (Total)	..	2	26	..	750	..	20	112	..	1,500
Fiji Islands	1,242	241	20	4,323	1,038	50
Other British Possessions	172	..	24	627	132	1,037	..	230	325	150
TOTAL BRITISH EMPIRE	149,291	162,177	159,339	131,970	139,726	5,03,233	4,00,377	3,54,794	3,03,733	2,38,915
Italy	163	40	137	600	100	1,900
Syria	300	144	1,600	300
Muscat Territory and Trucial Oman	6,639	7,247	11,612	5,539	6,484	10,763	13,362	20,915	9,161	10,101
Other Native States in Arabia	20,453	14,601	11,472	5,799	17,670	53,658	39,639	27,605	11,000	41,237
Perak	3,972	17,301	16,008	12,631	7,400	29,475	35,655	39,393	23,041	19,377
Sumatra	149	1,215
Java	2,117	965	141	..	551	7,433	4,000	462	..	1,732
Siam	297	80	953	1,145	210	956	100	1,964	3,130	365
Indo-China (including Cochin-China, Cambodia, Annam, Tonkin and French leased territories in China)	563	5	3,220	9
Egypt*	..	1,140	504	..	1,300	..	6,323	2,790	..	9,900
Portuguese East Africa	3,994	4,985	5,577	5,259	4,952	7,375	10,690	10,935	3,317	7,223
French Somaliland	..	60	60	327	205	..	390	410	1,251	936
Other Foreign Countries	179	179	..	713	543	1,111	350	..	2,635	1,055
TOTAL FOREIGN COUNTRIES	43,636	46,603	48,514	31,523	39,464	1,17,410	1,11,165	1,07,929	53,535	69,335
Share of Bengal	72,322	67,038	60,605	49,736	38,013	2,32,626	1,36,342	1,79,230	1,60,402	21,235
" Bombay	116,302	133,309	133,613	97,141	1,09,535	3,14,395	2,99,661	2,57,705	1,32,413	1,91,921
" Sind	4,549	5,723	3,912	4,044	4,420	22,342	22,427	15,054	13,314	14,625
" Madras	363	1,360	3,221	3,709	5,623	4,606	3,190	5,539	6,219	9,635
" Burma	541	750	5,002	3,313	30,235	1,124	925	5,145	3,665	20,364
TOTAL	198,177	198,780	206,413	163,408	173,190	6,25,093	5,11,545	4,82,723	3,62,313	3,23,301

* Shown as a Foreign Country from 1923-24.

No. 14—continued

ARTICLES, AND COUNTRIES OF FINAL DESTINATION; ALSO SHARE OF EACH PROVINCE	QUANTITY					VALUE				
	1922-23	1923-24	1924-25	1925-26	1926-27	1922-23	1923-24	1924-25	1925-26	1926-27
						Rs	Rs	Rs	Rs	Rs
Bricks (LLS)—	Cwts.	Cwts.	Cwts.	Cwts.	Cwts.					
United Kingdom	2,467	2,919	3,479	3,297	3,078	12,25,008	19,25,218	23,52,768	18,58,363	12,15,961
Victoria	2	3	3	4	7	1,200	2,250	6,000	5,861	4,945
New South Wales	2	2,180
Australian Commonwealth (Total)	2	5	3	4	7	1,200	4,380	6,000	5,861	4,945
TOTAL BRITISH EMPIRE	2,469	2,924	3,482	3,301	3,083	12,26,208	19,29,608	23,58,768	18,64,224	12,20,906
Sweden	88	1,800
Germany	118	143	168	127	98	29,954	73,754	91,270	45,319	24,596
Belgium	100	2,200
France	1	19	47	56	119	260	1,470	2,750	4,750	7,005
United States of America— Via Atlantic Coast	67	12	2	14	18	28,835	1,500	1,000	18,800	1,210
Other Foreign Countries	1	80
TOTAL FOREIGN COUNTRIES	182	174	377	207	261	60,229	76,724	98,220	68,000	26,811
Share of Bengal	257	1,302	1,295	1,359	1,229	4,29,264	7,97,164	9,16,912	7,26,469	6,72,691
.. Bombay	1,454	1,714	2,211	2,014	1,792	5,44,271	12,84,368	16,20,279	11,27,675	9,61,481
.. Sind	337	32	33	175	303	62,259	4,299	6,022	2,329	29,245
.. Madras	3	..	169	3,720	..	2,264
TOTAL	2,651	3,098	3,859	3,508	3,344	14,05,515	20,06,322	24,56,458	19,28,128	18,86,117
Building and engineering materials, other than of iron, steel, or wood— Bricks (LL, V)—	No.	No.	No.	No.	No.					
Ceylon	376	155,640	418,645	58,115	107,100	98	12,664	27,796	7,295	13,028
Straits Settlements (including Labuan)	10,000	510
Mauritius and Dependencies	25,000	6,400
Other British Possessions	595	5,178	10,025	6,820	9,000	87	227	140	619	672
TOTAL BRITISH EMPIRE	971	170,818	428,670	64,935	141,200	185	13,471	27,936	7,914	19,096
Siam	10,000	1,600
Other Foreign Countries	5,500	14,060	12,300	30,850	10,510	245	404	75	1,050	560
TOTAL FOREIGN COUNTRIES	15,500	14,060	12,300	30,850	10,510	1,845	404	75	1,050	560
Share of Bengal	10,176	42,426	50,145	52,915	107,500	1,688	6,935	9,043	7,291	10,106
.. Bombay	575	24	28	20,000	21,000	85	10	10	1,200	280
.. Sind	3,500	14,000	3,200	6,850	2,310	125	390	75	850	160
.. Madras	2,220	128,428	265,500	1,020	25,600	72	7,540	12,762	23	1,241
.. Burma	10,000	..	5,000	180	..	70
TOTAL	16,471	184,873	428,670	60,785	161,610	2,086	13,375	22,011	8,864	12,665
Shall and lime (LL B)—	Cwts.	Cwts.	Cwts.	Cwts.	Cwts.					
United Kingdom	1,040	1,400
Manchuria	2,073	5,222	5	2,708	2,001	3,170	5,720	45	2,400	5,060
Bahrain Islands	1,279	168	219	291	14	2,526	200	200	296	27
Ceylon	75	25,263	20,908	29,003	..	275	58,976	24,420	49,764
Straits Settlements (including Labuan)	306	497	205	169	166	1,875	2,091	640	760	742
Other British Possessions	17	57	423	654	75	125	600	727	680	665
TOTAL BRITISH EMPIRE	3,675	6,129	26,120	24,730	43,200	7,509	9,906	61,042	49,626	57,668

GENERAL EXPORTS
INDIAN MERCHANDISE

(590)

No. 14—continued

ARTICLES, AND COUNTRIES OF FINAL DESTINATION; ALSO SHARE OF EACH PROVINCE	QUANTITY					VALUE				
	1923-23	1923-24	1924-25	1925-26	1926-27	1923-23	1923-24	1924-25	1925-26	1926-27
Building and engineering materials, other than of iron, steel, or wood—continued						R	R	R	R	R
<i>Chalk and lime (II. B) —continued</i>	Owts.	Owts.	Owts.	Owts.	Owts.					
Maskat Territory and Trucial Oman	3,457	3,771	3,745	3,138	1,049	3,597	5,687	16,410	5,209	1,497
Other Native States in Arabia	1,817	836	530	310	147	3,016	1,190	1,020	370	294
Persia	5,967	6,514	1,203	804	2,434	11,369	11,059	1,782	1,155	2,623
Other Foreign Countries	5	105	1	132	303	75	190	10	355	730
TOTAL FOREIGN COUNTRIES	10,746	11,226	10,619	4,384	3,938	18,057	18,126	19,222	7,189	5,140
<i>Share of Bengal</i>	306	557	205	169	166	1,678	3,091	940	780	742
<i>Bombay</i>	22	95	99	97	83	210	3,423	1,117	331	750
<i>Sind</i>	13,614	16,631	10,325	7,347	7,988	22,142	21,433	19,452	10,642	11,531
<i>Madras</i>	879	172	35,610	31,501	39,001	1,536	105	58,761	38,530	49,744
TOTAL	14,421	17,855	46,739	39,114	47,238	25,566	28,082	80,270	50,813	62,817
Pipes of earthenware (III. V)—(a)	Owts.									
TOTAL BRITISH EMPIRE	181					618				
<i>Share of Bengal</i>	181					618				
Wool (III. V)—	No.	No.	No.	No.	No.					
Maldives	2,000	7,550	5,500	23,370	..	120	470	270	1,536	..
Ceylon	4,100,241	4,398,130	2,919,149	7,139,324	6,955,145	2,19,710	2,52,311	1,50,745	3,72,031	3,75,710
Straits Settlements (including Labuan)	452,001	1,041,372	232,736	140,979	192,084	21,433	36,309	5,447	4,292	5,205
Zanzibar and Pemba	75,800	115,336	51,500	121,000	215,550	3,455	5,609	2,325	5,320	9,156
Kenya Colony	319,619	69,500	234,200	653,144	1,322,300	15,439	3,140	12,980	30,719	58,133
Other British Possessions	1,332	3,532	220	1,076	10,324	800	615	90	533	735
TOTAL BRITISH EMPIRE	4,962,493	6,235,970	3,493,355	8,08,323	8,695,903	2,60,462	2,98,454	1,71,367	4,15,031	4,43,974
Native States in Arabia other than Maskat Territory and Trucial Oman	12,500	1,700	..
Portuguese East Africa	2,500	1,700	..	100	175	..
Portuguese West Africa	25,500	1,050
Madagascar	21,024	18,600	19,000	7,300	..	1,149	732	320	515	..
Other Foreign Countries	2,340	2,135	10,200	4,690	3,012	747	439	612	755	412
TOTAL FOREIGN COUNTRIES	26,164	20,735	29,200	26,240	33,512	1,996	1,271	1,432	3,145	1,462
<i>Share of Bengal</i>	10,000	300	300	300
<i>Bombay</i>	2,132	3,577	230	21,560	11,644	300	613	30	2,330	310
<i>Sind</i>	2,340	2,075	..	5,390	3,000	767	435	..	1,330	470
<i>Madras</i>	4,974,135	6,261,053	3,522,335	3,033,323	3,709,231	2,50,311	2,98,627	1,72,199	4,16,456	4,43,057
<i>Surma</i>	740	250
TOTAL	4,988,657	6,256,705	3,522,555	8,111,061	8,730,415	2,62,458	2,99,725	1,73,239	4,18,176	4,50,436

(a) Shown under "Earthenware and Porcelain" from 1923-24.

No. 14—continued

ARTICLES, AND COUNTRIES OF FINAL DESTINATION: ALSO SHARE OF EACH PROVINCE	QUANTITY					VALUE				
	1922-23	1923-24	1924-25	1925-26	1926-27	1922-23	1923-24	1924-25	1925-26	1926-27
						Rs	Rs	Rs	Rs	Rs
Building and engineering materials, other than of iron, steel, or wood—continued										
Other kinds (III. V)—	Cwts.	Cwts.	Cwts.	Cwts.	Cwts.					
United Kingdom	51,540	2,630	12,636	4,572	14,792	2,09,406	84,872	92,497	40,207	1,22,182
Aden and Dependencies	310	13	2,100	93
Mesopotamia	2,301	1,850	62	522	9,445	12,757	1,550	163	1,530	32,627
Bahrain Islands	24	..	600	107	..	5,300
Ceylon	680	705	1,430	3,019	2,918	2,172	2,956	7,222	6,081	6,310
Straits Settlements (including Labuan)	195	295	84	40	212	1,500	2,210	100	635	4,486
Federated Malay States	1,468	200	10,000	2,185
Western Australia	162	60	180	60	120	2,700	1,620	2,600	1,200	2,480
South Australia (including Northern Territory)	50	20	20	50	..	1,710	550	400	1,000	..
Victoria	40	22	20	..	12	450	720	400	..	422
New South Wales	40	..	60	20	..	1,100	..	1,200	400	..
Australian Commonwealth (Total)	342	102	230	130	132	5,920	2,820	5,600	2,600	3,275
New Zealand (including Nauru and Br. Samoa)	..	40	40	40	1,080	800	800	..
Other British Possessions	59	188	523	257	175	288	1,489	2,510	1,990	1,170
TOTAL BRITISH EMPIRE	55,940	12,865	15,715	10,048	27,028	2,25,452	1,02,646	1,14,202	62,722	1,21,747
Germany	1,950	..	6,008	6,501	6,000	11,700	..	86,080	20,020	22,500
Netherlands	2,015	..	8,000	22,612	..	49,000
Belgium	4,200	1,000	21,200	27,500	20,000	25,200	6,000	2,47,200	2,25,000	1,02,500
France	2,000	1,151	998	147	176	12,500	12,057	15,225	7,429	8,740
Maskat Territory and Trucial Oman	32	25	848	359	388	447	250	2,772	1,991	1,685
Other Native States in Arabia	100	616	658	404	..	400	2,610	2,769	1,212	..
Persia	2,269	353	211	10,017	802	10,065	1,324	815	27,200	2,076
Java	..	388	840	..	3	..	1,072	2,000	..	240
Egypt	400	..	7	2,000	..	480
Portuguese East Africa	150	500	72	1,500	2,200	470
United States of America—										
Via Atlantic Coast	96,407	142,916	151,922	202,322	124,971	6,42,740	5,45,496	7,92,400	12,57,645	7,43,077
Other Foreign Countries	..	15	151	18	90	..	20	460	45	200
TOTAL FOREIGN COUNTRIES	110,072	146,464	191,256	256,772	162,606	7,27,664	2,70,900	11,52,971	15,61,907	9,00,018
Share of Bengal	1,422	1,623	2,724	2,317	2,279	10,592	10,916	15,145	27,265	12,502
" Bombay	171	272	1,276	11,247	9,912	1,264	2,222	10,065	24,266	20,200
" Sind	5,224	2,822	1,894	1,114	1,126	22,257	2,424	5,279	2,671	4,051
" Madras	159,193	154,678	201,192	262,222	175,220	9,22,275	9,42,664	12,26,280	15,69,220	10,24,247
" Burma	2	23	4	20	26	22	250	4	122	6,065
TOTAL	166,012	159,329	207,101	266,920	199,634	9,63,116	9,73,546	12,66,073	16,22,624	10,51,765

* Shown as a Foreign Country from 1922-24.

GENERAL EXPORTS

(592)

INDIAN MERCHANDISE

No. 14—continued

ARTICLES, AND COUNTRIES OF FINAL DESTINATION; ALSO SHARE OF EACH PROVINCE	QUANTITY					VALUE.				
	1922-23	1923-24	1924-25	1925-26	1926-27	1922-23	1923-24	1924-25	1925-26	1926-27
Building and engineering materials, other than of iron, steel, or wood— continued						R	R	R	R	R
Total value of Building and engineering materials, other than of iron, steel, or wood—										
United Kingdom	—	—	—	—	—	2,09,438	35,505	92,507	40,208	1,29,351
Aden and Dependencies	—	—	—	—	—	3,240	140	446	225	1,173
Mesopotamia	—	—	—	—	—	16,087	11,330	298	5,611	39,117
Bahrain Islands	—	—	—	—	—	2,758	362	5,600	298	31
Maldives	—	—	—	—	—	408	704	690	1,902	92
Ceylon	—	—	—	—	—	2,22,000	2,60,306	2,44,749	4,23,817	4,44,307
Straits Settlements (including Labuan)	—	—	—	—	—	24,076	42,420	6,487	5,687	12,432
Federated Malay States	—	—	—	—	—	—	—	—	10,000	2,140
Zanzibar and Pemba	—	—	—	—	—	3,475	6,330	2,785	6,120	9,455
Kenya Colony	—	—	—	—	—	15,439	3,310	13,219	31,947	58,273
Mauritius and Dependencies	—	—	—	—	—	—	—	—	—	4,660
Seychelles	—	—	—	—	—	100	1,050	1,862	777	860
Western Australia	—	—	—	—	—	2,700	1,620	3,600	1,200	3,480
South Australia (including Northern Territory)	—	—	—	—	—	1,710	550	400	1,000	—
Victoria	—	—	—	—	—	450	720	400	—	425
New South Wales	—	—	—	—	—	1,100	—	1,200	400	—
Australian Commonwealth (Total)	—	—	—	—	—	5,900	3,390	5,600	2,600	3,375
New Zealand (including Nauru and Br. Samoa.)	—	—	—	—	—	—	1,080	800	800	—
Other British Possessions	—	—	—	—	—	90	50	—	259	10
TOTAL BRITISH EMPIRE	—	—	—	—	—	5,04,236	4,24,477	3,75,043	5,30,251	7,06,491
Germany	—	—	—	—	—	11,705	—	39,050	39,020	33,500
Netherlands	—	—	—	—	—	22,612	—	45,000	—	—
Belgium	—	—	—	—	—	25,300	6,000	2,47,200	2,25,000	1,08,500
France	—	—	—	—	—	13,500	13,057	15,825	7,450	8,740
Mascat Territory and Tru- cial Oman	—	—	—	—	—	4,976	6,812	19,257	7,908	13,692
Other Native States in Arabia	—	—	—	—	—	3,416	4,800	3,779	3,982	294
Pecala	—	—	—	—	—	21,434	12,393	2,597	29,061	26,114
Honjam Island	—	—	—	—	—	—	188	450	385	1,080
Java	—	—	—	—	—	—	1,073	3,000	—	242
Slam	—	—	—	—	—	1,600	—	—	—	—
Egypt*	—	—	—	—	—	—	—	3,612	—	480
Portuguese West Africa	—	—	—	—	—	—	—	—	—	1,050
Portuguese East Africa	—	—	—	—	—	180	2	1,510	2,375	—
Madagascar	—	—	—	—	—	1,209	782	920	515	—
United States of America— Via Atlantic Coast	—	—	—	—	—	6,43,740	3,45,498	7,92,490	12,57,645	7,43,077
Other Foreign Countries	—	—	—	—	—	—	98	10	15	470
TOTAL FOREIGN COUNTRIES	—	—	—	—	—	7,40,522	8,90,701	11,74,600	15,73,286	9,07,189
Share of Bengal	—	—	—	—	—	15,332	19,941	25,123	25,906	39,248
" Bombay	—	—	—	—	—	1,959	7,669	11,223	33,977	33,310
" Sind	—	—	—	—	—	45,931	30,782	36,506	15,793	16,302
" Madras	—	—	—	—	—	17,99,494	12,55,336	14,37,593	20,23,379	15,25,959
" Burma	—	—	—	—	—	22	350	134	132	4,394
TOTAL	—	—	—	—	—	12,53,758	13,15,178	15,49,643	21,03,537	16,13,673
Candies of all kinds (ILL. V)—	Lbs.	Lbs.	Lbs.	Lbs.	Lbs.					
United Kingdom	454,173	9,953	12,497	140	4	1,27,751	2,800	3,697	100	3
Aden and Dependencies	1,080	40,438	81,362	40,905	—	320	11,407	22,977	11,556	—
Mesopotamia	153,804	140,050	142,799	317,250	99,190	57,201	61,701	51,934	89,224	34,323
Bahrain Islands	16,842	13,843	3,133	2,308	—	3,089	5,693	1,637	960	—
Ceylon	1,180,280	833,551	1,007,322	1,457,530	368,498	3,17,903	2,41,270	2,33,322	1,09,088	2,41,397
Straits Settlements (including Labuan)	422,854	733,266	743,771	4,296,463	857,393	1,19,200	2,07,735	2,09,492	3,68,917	2,39,837
Federated Malay States	92,815	129,503	112,261	199,219	149,555	26,105	67,233	31,573	53,503	42,053

* Shown as a Foreign Country from 1923-24.

No. 14—continued

ARTICLES, AND COUNTRIES OF FINAL DESTINATION; ALSO SHARE OF EACH PROVINCE	QUANTITY					VALUE				
	1922-23	1923-24	1924-25	1925-26	1926-27	1922-23	1923-24	1924-25	1925-26	1926-27
Candles of all kinds (III. V)—contd.	Lbs.	Lbs.	Lbs.	Lbs.	Lbs.	₹	₹	₹	₹	₹
British Borneo	12,749	23,875	17,500	30,385	19,719	5,273	8,121	4,922	8,545	4,702
Hongkong	24,823	705,629	333,133	268,145	23,270	5,061	1,04,995	93,000	75,418	7,943
Egypt*	13,940	—	—	—	—	4,116	—	—	—	—
Zanzibar and Pemba	12,947	70,657	15,216	76,826	97,355	5,476	30,044	6,325	27,226	34,421
Kenya Colony	35,922	66,881	29,646	31,212	46,078	10,368	19,963	8,508	6,509	16,443
Tanganyika Territory	11,250	9,833	15,073	10,872	..	3,134	4,121	5,838	6,030
Mauritius and Dependencies	4,204	169,089	157,924	155,800	194,992	2,450	48,402	45,096	42,764	54,936
Seychelles	9,942	7,372	8,373	9,364	10,011	4,309	2,659	2,764	2,705	2,056
Victoria	50,000	14,063
New South Wales	25,000	..	2,719	7,031	..	764
Australian Commonwealth (Total)	75,000	..	2,719	21,114	..	764
Territory of Papua	4,546	3,187	..
New Zealand (including Nauru and Br. Samoa)	199,875	224,875	154,026	77,575	..	59,214	63,245	48,506	21,819	..
Other British Possessions	112	100	..
TOTAL BRITISH EMPIRE	2,678,250	3,205,332	2,840,669	3,062,943	2,375,923	7,72,850	9,30,711	8,15,708	11,24,217	6,67,668
Maakat Territory and Trucial Oman	3,301	1,993	2,364	2,198	1,361	1,711	837	1,107	1,077	705
Persia	301,087	661,975	513,479	255,433	342,599	1,16,039	2,05,043	1,60,440	1,16,173	1,12,047
Java	1,161	38,038	12,892	1,720	908	1,877	11,876	4,636	2,105	1,000
Siam	772,864	696,346	480,009	950,251	162,080	2,16,695	1,00,065	1,21,324	2,04,703	45,971
Indo-China (including Cochin-China, Cambodia, Annam, Tonkin and French leased territories in China)	335,976	266,539	115,786	1,250	..	94,673	74,926	32,565	352	..
Philippine Islands and Guam	151,059	135,941	7,081	15,469	7,031	42,435	23,232	1,977	4,350	1,977
China (exclusive of Hongkong and Macao)	833,353	181,371	65,790	229,626	82,592	2,94,381	51,151	19,504	64,553	22,229
Portuguese East Africa	7,188	6,933	10,616	11,708	21,562	2,942	2,204	2,063	2,412	6,065
Other Foreign Countries	1,308	1,650	..	920	2,608	330	1,085	..	737	860
TOTAL FOREIGN COUNTRIES	2,407,297	1,991,336	1,158,967	1,470,575	620,789	7,11,178	5,84,419	2,43,875	6,61,492	1,93,833
Share of Bengal	1,325	1,749	1,235	1,322	1,294	1,577	1,976	1,216	2,205	1,470
.. Bombay	204,903	177,069	139,339	239,394	765,953	1,68,995	96,124	71,111	1,28,738	89,016
.. Sind	6,320	5,314	4,142	2,699	927	2,323	2,688	1,231	1, 97	483
.. Madras	402	91	1,508	70	66	167	67	407	81	41
.. Burma	4,872,597	5,009,445	2,352,862	5,157,523	2,203,397	12,70,481	14,14,305	10,66,218	14,63,144	7,39,511
TOTAL	5,085,547	5,193,668	3,999,636	5,443,518	2,996,667	14,84,023	16,15,130	11,59,583	16,85,709	8,61,461
Canes and Rattans (II. S)	Cwts.	Cwts.	Cwts.	Cwts.	Cwts.					
United Kingdom	87	135	220	250	23	2,162	3,792	2,625	12,249	4,206
Ceylon	333	500	4	15	11	21,043	14,024	88	35	185
Egypt*	98	—	—	—	—	2,340	—	—	—	—
Western Australia	5	607
South Australia (including Northern Territory)	13	1,300	..
Victoria	2	..	4	8	12	500	..	400	936	1,200
New South Wales	10	..	200	11	..	1,940	..	1,000	1,555	..
Queensland	2	330
Australian Commonwealth (Total)	12	..	204	32	29	2,440	..	1,400	3,790	2,137
Fiji Islands	372	9	8,725	760
Other British Possessions	29	267	89	160	40	779	1,715	1,515	1,723	1,356
TOTAL BRITISH EMPIRE	544	1,274	523	466	104	30,264	28,256	12,278	17,797	7,824

* Shown as a Foreign Country from 1923-24.

GENERAL EXPORTS

(594)

INDIAN MERCHANDISE

No. 14—continued

ARTICLES, AND COUNTRIES OF FINAL DESTINATION; ALSO SHARE OF EACH PROVINCE	QUANTITY					VALUE				
	1922-23	1923-24	1924-25	1925-26	1926-27	1922-23	1923-24	1924-25	1925-26	1926
Canes and Battsans (II. S) —continued						R	R	R	R	
	Cwts.	Cwts.	Cwts.	Cwts.	Cwts.					
Germany	215	..	169	82	66	3,020	..	4,475	2,002	
France	22	1	192	44	20	450	10	7,800	4,000	
Italy	18	6	7	12	..	400	400	500	
Native States in Arabia other than Maskat Territory and Trucial Oman	83	422	54	58	43	146	1,768	405	213	
Egypt (a)	—	205	464	828	117	—	9,880	10,660	18,950	
United States of America—										
Via Atlantic Coast	39	75	15	25	14	862	1,656	750	6,000	
Other Foreign Countries	379	97	1,256	196	38	593	691	907	669	
TOTAL FOREIGN COUNTRIES	738	814	2,196	735	305	5,071	14,405	24,697	32,834	1
Share of Bengal	69	69	46	234	122	4,423	1,975	3,562	11,493	
" Bombay	369	84	392	192	13	1,329	789	3,955	5,965	
" Sind	12	618	..	91	25	60	1,339	..	439	
" Madras	822	1,312	2,260	684	249	28,955	33,023	30,508	32,129	1
" Burma	10	5	18	68	35	150	2	..
TOTAL	1,302	2,088	2,722	1,201	409	35,335	42,661	37,176	50,131	1
Casein (II. S)—	Cwts.	Cwts.	Cwts.	Cwts.	Cwts.					
United Kingdom	6,329	4,596	4,310	6,394	2,019	2,21,184	1,70,665	1,33,266	1,56,878	6
Germany	3,741	1,626	4,692	5,266	9,308	1,43,778	59,082	1,18,249	1,66,061	3,7
Netherlands	21	2,006	200	472	50,154	
Belgium	1,441	960	30,265	23,040	..
Java	220	200	6,355	..
Celebes and other Islands	100
United States of America—										
Via Atlantic Coast	3,837	1,578	251	1,42,547	73,652
Other foreign countries	1	44
TOTAL FOREIGN COUNTRIES	7,578	3,204	6,155	8,452	10,089	2,91,325	1,32,734	1,49,030	2,45,010	3,94
Share of Bombay	13,907	7,800	20,985	14,346	12,108	5,12,809	3,03,339	3,23,396	4,02,488	4,6
Chemicals and chemical preparations (excluding chemical manures and medicines)—										
Acetone (III. O) (b).	Cwts.	Cwts.	—	—	—	—	—	—
Alum (III. O)— (b)	Cwts.	Cwts.	—	—	—	—	—	—	—	—
TOTAL BRITISH EMPIRE	13	19	—	—	—	300	334	—	—	—
Share of Bengal	6	19	—	—	—	180	334	—	—	—
" Bombay	—	..	—	—	—	120	..	—	—	—
TOTAL	13	19	—	—	—	300	334	—	—	—
Arsenic (III. O)— (b)	Cwts.	Cwts.	—	—	—	—	—	—	—	—
Bahrain Islands	75	..	—	—	—	3,150	..	—	—	—
Straits Settlements (including Labuan)	68	98	—	—	—	2,975	4,017	—	—	—
Other British Possessions	1	5	—	—	—	25	230	—	—	—
TOTAL BRITISH EMPIRE	144	103	—	—	—	6,150	4,247	—	—	—
Native States in Arabia other than Maskat Terri- tory and Trucial Oman	8	..	—	—	—	460	..	—	—	—
Share of Bengal	69	94	—	—	—	3,000	3,373	—	—	—
" Bombay	33	..	—	—	—	3,610	..	—	—	—
" Burma	9	—	—	—	..	375	—	—	—
TOTAL	152	103	—	—	—	6,610	4,247	—	—	—

(a) Shown as a Foreign country from 1923-24.
(b) Shown under "other sorts of chemicals" from 1924-25.

No. 14—continued

ARTICLES, AND COUNTRIES OF FINAL DESTINATION; ALSO SHARE OF EACH PROVINCE	QUANTITY					VALUE				
	1922-23	1923-24	1924-25	1925-26	1926-27	1922-23	1923-24	1924-25	1925-26	1926-27
Chemicals and chemical preparations (excluding chemical manures and medicines)—continued										
Potassium Compounds— Saltpetre (III. O)—	Cwts.	Cwts.	Cwts.	Cwts.	Cwts.					
United Kingdom	42,375	16,842	21,400	15,000	15,000	6,22,722	2,02,778	3,06,304	2,04,725	1,72,032
Ceylon	50,947	56,032	64,030	60,091	63,491	6,21,762	7,35,496	8,07,742	10,01,117	7,22,033
Straits Settlements (including Labuan)	7,294	3,568	5,712	4,507	5,145	1,06,064	80,268	1,25,817	82,971	85,568
Hongkong	45,536	32,419	34,001	25,725	2,538	10,09,680	7,10,523	7,61,647	5,60,570	1,01,370
Cape of Good Hope	1,042	18	29	13	23	12,265	322	630	415	717
Zanzibar and Pemba	13	09	64	25	49	320	1,755	1,935	300	1,325
Tanganyika Territory	10	14	51	26	..	200	220	1,180	670
Mauritius and Dependencies	41,929	39,485	32,108	4,840	3,130	7,15,601	7,33,812	5,73,075	94,064	55,278
British West India Islands	550	406	1,154	12,500	7,108	16,146
Western Australia	20	..	33	510	..	675
South Australia (including Northern Territory)	40	40	855	310
Victoria	1,040	1,120	1,350	100	640	21,510	20,855	27,224	2,115	11,097
New South Wales	400	166	48	40	100	8,964	3,150	800	334	1,858
Queensland	20	120	442	2,430
Australian Commonwealth (Total)	1,520	1,440	1,432	149	740	22,211	27,242	28,229	2,849	12,925
New Zealand (including Nauru and Br. Samoa)	41	30	170	130	100	874	1,280	2,790	2,400	2,010
Other British Possessions	20	19	50	48	29	610	427	1,543	1,335	1,100
TOTAL BRITISH EMPIRE	191,266	151,038	160,222	121,165	95,236	22,10,599	25,51,268	29,22,202	19,52,196	11,60,008
Maskat Territory and Trucial Oman	61	51	93	96	..	1,522	1,125	1,000	2,205
Other Native States in Arabia	27	108	82	49	41	800	2,220	1,920	2,050	1,240
Sumatra	680	8,950
Java	220	438	295	21	18	5,220	10,525	8,110	420	234
Siam	440	367	1,310	2,122	1,201	10,562	20,200	29,900	62,220	26,255
China (exclusive of Hong- kong and Macao)	2	..	100	620	..	50	..	1,500	9,052
Japan	1,623	24,150
United States of America— Via Atlantic Coast.	2,062	1,500	1	..	1,000	22,421	21,094	20	..	11,427
French West Indies (includ- ing St. Pierre and Miquel- on)	17,922	2,68,174
Hawaii	512	8,448
Other Foreign Countries	17	12	15	2	..	221	250	250	75
TOTAL FOREIGN COUNTRIES	20,671	5,183	2,031	2,460	2,978	2,18,187	1,05,801	89,435	74,450	50,738
Share of Bengal	194,356	145,719	159,320	126,514	92,122	22,51,522	24,59,204	25,27,592	18,25,221	11,22,139
.. Bombay	2,465	3,291	3,223	2,111	2,127	78,224	1,09,424	1,20,144	8,00,255	22,507
.. Sind	14,612	7,664	2,07,242	1,17,176
.. Madras	4	27	225	915
TOTAL	211,937	156,221	162,253	128,625	95,209	24,77,766	25,77,079	27,17,797	20,27,646	12,11,696
Other sorts (III. O)—	Cwts.	Cwts.	Cwts.	Cwts.	Cwts.					
Hongkong	10	1,110
Other British Possessions	1	120
TOTAL BRITISH EMPIRE	10	1	1,110	120
Share of Bengal	10	1	1,110	120

GENERAL EXPORTS

(596)

INDIAN MERCHANDISE

No. 14—continued

ARTICLES, AND COUNTRIES OF FINAL DESTINATION; ALSO SHARE OF EACH PROVINCE	QUANTITY					VALUE				
	1922-23	1923-24	1924-25	1925-26	1926-27 1	1922-23	1923-24	1924-25	1925-26	1926-27
Chemicals and chemical preparations (excluding chemical manures and medicines)—continued						R	R	R	R	R
Soda Compounds—										
Borax (III. C)—	Cwts.	Cwts.	Cwts.	Cwts.	Cwts.					
Straits Settlements (including Labuan)	718	849	940	828	887	26,935	32,343	27,401	18,183	20,633
Hongkong	2,322	2,896	2,641	1,380	872	89,608	1,37,257	68,951	29,470	21,494
Other British Possessions	70	68	89	15	20	2,161	1,944	2,404	360	560
TOTAL BRITISH EMPIRE	3,110	4,813	3,670	2,223	1,729	1,18,707	1,71,544	98,756	48,013	42,687
TOTAL FOREIGN COUNTRIES	85	85	48	48	53	3,020	2,760	1,532	1,055	1,518
Share of Bengal	3,991	4,750	3,608	2,335	1,741	1,17,920	1,69,363	97,034	48,183	42,870
.. Bombay	104	143	107	31	39	3,807	4,941	3,354	380	1,335
TOTAL	3,195	4,893	3,713	2,266	1,782	1,21,727	1,74,304	1,00,288	49,068	44,205
Other sorts (III. C)—	Cwts.	Cwts.	Cwts.	Cwts.	Cwts.					
Aden and Dependencies	150	8	8	4	2	3,000	30	135	130	30
Mesopotamia	161	10	—	10	17	1,455	100	—	351	365
Ceylon	588	123	39	65	6	3,071	1,867	595	1,455	180
Straits Settlements (including Labuan)	..	8	7	12	27	..	1,055	131	205	560
Natal	..	15	15	31	9	..	640	811	1,345	490
Other British Possessions	48	76	28	68	100	725	1,074	610	1,714	2,322
TOTAL BRITISH EMPIRE	927	225	98	194	161	3,251	4,366	2,232	5,200	3,937
Native States in Arabia other than Muskat Territory and Trucial Oman	93	62	42	74	41	3,065	1,245	1,300	3,305	2,142
Persia	246	15	30	19	39	5,241	300	700	630	940
Other Foreign Countries	20	53	57	37	31	1,325	1,564	1,985	997	786
TOTAL FOREIGN COUNTRIES	359	133	129	130	111	9,631	3,109	3,985	4,932	3,868
Share of Bengal	501	7	4	9	40	3,220	1,045	66	100	440
.. Bombay	735	360	220	316	225	14,662	6,920	5,336	10,017	7,265
.. Madras	..	1	3	..	7	..	12	75	15	260
TOTAL	1,236	368	227	324	272	17,882	7,975	5,367	10,132	7,805
Other sorts of chemicals (III. C)—										
United Kingdom	—	—	—	—	—	1,922	20,269	10,190	1,94,044	1,06,514
Aden and Dependencies	—	—	—	—	—	51,096	42,827	30,583	60,231	57,867
Mesopotamia	—	—	—	—	—	16,335	1,860	3,466	1,517	4,508
Bahrain Islands	—	—	—	—	—	1,419	7,625	1,550	3,706	5,300
Ceylon	—	—	—	—	—	23,433	10,094	16,450	19,569	26,578
Straits Settlements (including Labuan)	—	—	—	—	—	44,638	27,718	27,158	38,200	22,720
Federated Malay States	—	—	—	—	—	..	100	1,777	50	260
Hongkong	—	—	—	—	—	3,000	..	16,000	500	3,000
Kandibar and Pemba	—	—	—	—	—	1,044	53	543	773	261
Kenya Colony	—	—	—	—	—	390	577	190	178	70
Seychells	—	—	—	—	—	455	625	1,255
South Australia (including Northern Territory)	—	—	—	—	—	528
New South Wales	—	—	—	—	—	2,726
Victoria	—	—	—	—	—
Australian Colonies (Total)	—	—	—	—	—	2,726	..	6,500	15,500	..
Other British Possessions	—	—	—	—	—	610	474	667	469	170
TOTAL BRITISH EMPIRE	—	—	—	—	—	1,53,063	1,11,597	1,15,629	3,25,421	2,34,021

No. 14—continued

ARTICLES, AND COUNTRIES OF FINAL DESTINATION; ALSO SHARE OF EACH PROVINCE	QUANTITY					VALUE				
	1922-23	1923-24	1924-25	1925-26	1926-27	1922-23	1923-24	1924-25	1925-26	1926-27
						R	R	R	R	R
Chemicals and chemical preparations (excluding chemical manures and medicines)—continued										
Other sorts of chemicals (XIII. C)—continued										
Germany	—	—	—	—	—	..	10	1,005
Mascat Territory and Trucial Oman	—	—	—	—	—	3,069	2,675	4,863	3,772	4,452
Other Native States in Arabia	—	—	—	—	—	6,720	617	2,022	798	2,672
Peria	—	—	—	—	—	9,197	6,575	7,900	9,868	22,975
Java	—	—	—	—	—	288	1,032	200	757	200
Siam	—	—	—	—	—	..	1,300	1,790
China (exclusive of Hong-kong and Macao)	—	—	—	—	—	15,702	..	10	..	16,000
Japan	—	—	—	—	—	1,97,166	1,60,641	1,37,326
Egypt*	—	—	—	—	—	1,100
Italian East Africa (Somaliland and Eritrea)	—	—	—	—	—	1,095	1,742	1,222	944	1,722
United States of America— Via Atlantic Coast	—	—	—	—	—	516	1,420	..
Other Foreign Countries	—	—	—	—	—	..	150	40	220	125
TOTAL FOREIGN COUNTRIES	—	—	—	—	—	36,671	14,402	2,16,804	1,78,990	1,80,364
Share of Bengal	—	—	—	—	—	21,222	20,519	44,899	22,649	27,422
Bombay	—	—	—	—	—	22,297	9,972	12,772	21,797	72,256
Sind	—	—	—	—	—	66,112	66,675	42,489	72,726	72,274
Madras	—	—	—	—	—	14,222	17,412	2,12,969	3,76,127	2,26,276
Birma	—	—	—	—	—	26,304	2,422	17,070	1,322	24,251
TOTAL	—	—	—	—	—	1,59,734	1,20,005	2,21,222	5,04,811	4,23,245
Total value of Chemicals and chemical preparations—										
United Kingdom	—	—	—	—	—	6,30,679	2,02,177	2,16,224	2,89,770	2,78,246
Aden and Dependencies	—	—	—	—	—	54,096	42,967	20,212	60,261	67,297
Mesopotamia	—	—	—	—	—	19,165	2,026	4,146	1,012	4,202
Bahrain Islands	—	—	—	—	—	5,509	8,722	2,122	2,116	6,640
Ceylon	—	—	—	—	—	6,42,622	7,47,622	6,25,727	10,22,221	7,64,976
Straits Settlements (including Labuan)	—	—	—	—	—	2,60,612	1,45,551	1,20,507	1,20,669	1,29,421
Federated Malay States	—	—	—	—	—	1,777	60	790
Hongkong	—	—	—	—	—	11,08,272	8,47,722	8,46,492	5,99,600	1,20,794
Cape of Good Hope	—	—	—	—	—	12,222	222	222	412	717
Natal	—	—	—	—	—	610	640	662	1,212	490
Zanzibar and Pemba	—	—	—	—	—	2,522	2,612	2,772	1,622	1,752
Kenya Colony	—	—	—	—	—	650	1,241	861	1,222	1,424
Tanzania Territory	—	—	—	—	—	..	272	220	1,420	200
Mauritius and Dependencies	—	—	—	—	—	7,16,222	7,24,722	2,72,222	92,497	55,221
Seychelles	—	—	—	—	—	..	20	452	622	1,222
British West India Islands	—	—	—	—	—	15,500	7,102	16,146
Western Australia	—	—	—	—	—	510	..	672
South Australia (including Northern Territory)	—	—	—	—	—	222	210	222
Victoria	—	—	—	—	—	21,510	20,972	24,224	17,612	11,297
New South Wales	—	—	—	—	—	11,400	2,120	200	224	1,222
Queensland	—	—	—	—	—	442	2,420
Australian Commonwealth (Total)	—	—	—	—	—	25,227	27,222	25,799	16,449	12,422
New Zealand (including Nihoa and St. Simon)	—	—	—	—	—	274	1,220	2,799	2,409	2,010
Other British Possessions	—	—	—	—	—	220	224	24	20	70
TOTAL BRITISH EMPIRE	—	—	—	—	—	26,07,160	22,74,006	22,44,269	22,21,220	14,41,552
Germany	—	—	—	—	—	..	10	1,222
Mascat Territory and Trucial Oman	—	—	—	—	—	2,500	5,547	6,222	6,222	7,222
Other native states in Arabia	—	—	—	—	—	11,420	5,927	6,042	6,122	6,122
Peria	—	—	—	—	—	14,702	7,966	2,222	11,022	25,020
Sumatra	—	—	—	—	—	2,020
Java	—	—	—	—	—	7,222	12,212	2,222	1,799	2,222

* Shown as a Foreign Country from 1923-24.

GENERAL EXPORTS

(598)

INDIAN MERCHANDISE

No. 14—continued

ARTICLES AND COUNTRIES OF FINAL DESTINATION; ALSO SHARES OF EACH PROVINCE	QUANTITY					VALUE				
	1922-23	1923-24	1924-25	1925-26	1926-27	1922-23	1923-24	1924-25	1925-26	1926-27
						₹	₹	₹	₹	₹
Chemicals and chemical preparations (excluding chemical manures and medicines)—continued										
<i>Total value of Chemicals and chemical preparations—continued</i>										
Siam	—	—	—	—	—	11,187	88,255	71,890	68,290	27,104
China (exclusive of Hongkong and Macao)	—	—	—	—	—	16,852	350	10	1,500	25,121
Japan	—	—	—	—	—	..	24,180	1,97,168	1,60,941	1,27,38
Egypt*	—	—	—	—	—	1,10
Italian East Africa (Somaliland and Eritrea)	—	—	—	—	—	1,895	1,743	1,252	944	1,72
United States of America— Via Atlantic Coast	—	—	—	—	—	32,481	21,094	586	1,450	11,43
French West Indies (including St Pierre and Miquelon)	—	—	—	—	—	2,68,174
Hawaii	—	—	—	—	—	..	8,448
Other Foreign Countries	—	—	—	—	—	150	240	511	860	34
TOTAL FOREIGN COUNTRIES	—	—	—	—	—	3,67,969	1,25,968	3,09,856	2,59,327	2,45,581
Shares of Bengal	—	—	—	—	—	35,28,121	26,64,748	27,29,679	19,13,418	11,99,891
" Bombay	—	—	—	—	—	1,32,870	1,31,317	1,51,412	2,33,469	1,64,304
" Sind	—	—	—	—	—	2,72,858	1,82,651	43,580	72,738	72,874
" Madras	—	—	—	—	—	15,238	18,340	2,12,984	3,70,202	2,26,434
" Burma	—	—	—	—	—	26,204	2,308	17,070	1,352	24,381
TOTAL	—	—	—	—	—	39,75,149	30,00,064	31,54,725	25,91,157	16,87,091
Coal and coke— Coal (II. A)—										
United Kingdom	Tons 10	Tons 113	Tons 26	Tons 2	Tons 51,863	404	6,699	369	33	5,51,295
Aden and Dependencies	7,421	..	59,842	1,48,420	..	7,42,971
Mesopotamia	2,011	21	..	200	..	40,220	1,716	..
Bahrain Islands	..	30	1,500
Ceylon	97,111	109,116	206,312	202,910	2,41,960	14,68,096	17,78,496	33,37,766	28,65,951	32,98,828
Straits Settlements (including Labuan)	..	22,343	10,683	29,532	129,582	..	4,19,508	1,60,245	5,02,044	16,14,898
Hongkong	2,085	21,892
Kenya Colony	500	9,500
Mauritius and Dependencies	1,665	28,305	..	80,000
Fiji Islands	2,500
TOTAL BRITISH EMPIRE	97,624	131,602	228,118	232,465	496,832	14,73,200	22,08,143	37,15,325	33,69,749	62,54,334
Italy	1,034	11,082
Perak	..	815	300	..	21,773	7,875
Sumatra	612	6,958	7,958	71,804
Java	..	100	4,823	..	1,900	67,877
Indo-China (including Cochin-China, Cambodia, Annam and Tonkin and French leased territories in China)	7,407	74,070
Philippine Islands and Guam	7,163	24,462	81,536	2,15,382
Egypt*	105,711	13,39,340
Italian East Africa (including Somaliland and Eritrea)	1,150	13,800
French Somaliland	4,645	46,456
Other Foreign Countries	9	370
TOTAL FOREIGN COUNTRIES	..	918	9	7,780	156,490	..	23,073	370	80,402	13,87,230

* Shown as a Foreign Country from 1923-24.

No. 14—continued

ARTICLES, AND COUNTRIES OF FINAL DESTINATION; ALSO SHARE OF EACH PROVINCE	QUANTITY					VALUE				
	1922-23	1923-24	1924-25	1925-26	1926-27	1922-23	1923-24	1924-25	1925-26	1926-27
						₹	₹	₹	₹	₹
Coal and Coke—continued										
Coal (II. A)—continued	Tons	Tons	Tons	Tons	Tons					
Share of Bengal	97,811	131,559	223,217	240,244	649,327	14,72,598	21,29,239	37,15,226	34,37,479	39,32,466
“ Bombay	800	..	21	2,795	43	21,204	3	1,761	65,173
“ Madras	3	48	10	230	2,121	496	..	25
“ Burma	10	110	6	3	..	1	..
TOTAL	97,824	132,517	223,227	240,245	649,322	14,73,200	22,29,616	37,15,693	34,59,241	39,91,664
Coke (III. V)—	Tons	Tons	Tons	Tons	Tons					
Mesopotamia	302	..	428	102	..	28,427	..	12,197	8,712	..
Ceylon	262	19	555	400	988	4,992	520	16,166	10,727	21,790
Straits Settlements (includ- ing Labuan)	188	155	474	5,543	4,105	12,064
Anglo-Egyptian Sudan	100	1,842
Other British Possessions	12	2	..	8	..	445	125	..	525
TOTAL BRITISH EMPIRE	564	31	1,173	717	1,570	33,420	1,025	23,936	20,604	35,221
Persia	4	79	80	4,258
China (exclusive of Hong- kong and Macao)	49	1,121
TOTAL FOREIGN COUNTRIES	4	128	80	5,379
Share of Bengal	262	29	1,163	615	1,611	4,992	520	24,221	14,892	26,627
“ Bombay	306	2	10	102	57	22,517	75	710	5,712	4,778
“ Madras	3
TOTAL	568	31	1,173	717	1,668	33,510	1,025	25,056	20,604	41,005
Total Coal and Coke—	Tons	Tons	Tons	Tons	Tons					
United Kingdom	10	113	26	2	51,263	404	6,689	274	38	5,51,205
Aden and Dependencies	7,422	..	59,242	1,48,540	..	7,42,971
Mesopotamia	305	..	2,429	123	..	28,627	..	58,417	7,428	..
Bahrain Islands	30	1,500
Ceylon	97,573	100,125	206,867	203,370	242,948	14,68,069	17,79,076	23,58,952	25,76,678	33,15,127
Straits Settlements (including Labuan)	22,243	10,271	29,687	120,056	..	4,19,508	1,65,793	5,06,200	16,26,932
Hongkong	2,065	21,292
Kenya Colony	500	2	8	9,500	75	825
Anglo-Egyptian Sudan	100	1,842
Mauritius and Dependencies	10	1,665	370	28,265
Fiji Islands	2,500	20,000
TOTAL BRITISH EMPIRE	98,183	131,623	229,291	233,132	458,402	15,06,630	22,07,168	27,50,231	28,90,253	32,90,615
Italy	1,024	11,082
Persia	4	815	379	80	21,773	11,923
Suez Canal	642	4,956	7,956	71,604
Java	100	4,822	..	1,900	67,877
Indo-China (including Cochin-China, Cambodia, Annam, Tonkin and French leased territories in China)	7,407	74,070
Philippine Islands and Guam	7,163	24,462	81,536	2,15,262

GENERAL EXPORTS

(600)

INDIAN MERCHANDISE

No. 14—continued

ARTICLES, AND COUNTRIES OF FINAL DESTINATION; ALSO SHARE OF EACH PROVINCE	QUANTITY					VALUE				
	1922-23	1923-24	1924-25	1925-26	1926-27	1922-23	1923-24	1924-25	1925-26	1926-27
Coal and Coke—continued						R	R	R	R	R
<i>Total Coal and Coke—continued</i>	Tons	Tons	Tons	Tons	Tons					
China (exclusive of Hong-kong and Macao)	49	1,121
Egypt*	105,711	12,39,340
Italian East Africa (Somaliland and Eritrea)	1,150	13,800
French Somaliland	4,645	46,450
Other Foreign Countries	9	370
TOTAL FOREIGN COUNTRIES	4	915	9	7,780	156,618	80	23,673	370	89,492	18,42,654
<i>Share of Bengal . . .</i>	97,873	131,588	229,380	240,839	642,128	14,77,589	22,00,839	37,49,617	34,72,371	80,70,893
" Bombay . . .	306	802	10	123	2,382	28,565	21,379	723	7,473	61,951
" Sind . . .	3	43	10	259	2,121	406	..	25
" Madras	6	2	..	1	..
" Burma . . .	10	110	300	6,600	5
TOTAL	98,192	182,548	229,300	240,962	645,020	15,06,710	22,30,841	37,50,751	34,79,845	81,38,289
Coffee (L. I)—										
United Kingdom . . .	Cwts. 57,016	Cwts. 73,372	Cwts. 75,279	Cwts. 73,488	Cwts. 49,446	41,96,041	55,23,000	71,05,369	68,07,952	43,97,784
Aden and Dependencies	231	67	3	16	..	7,995	4,725	413	1,365
Mesopotamia . . .	3,440	10,290	11,721	12,218	9,941	5,82,239	7,25,572	9,11,437	10,40,637	9,13,309
Bahrain Islands . . .	9,654	5,851	10,308	12,057	11,707	6,94,485	4,24,453	8,35,179	11,08,485	10,61,058
Ceylon . . .	293	375	386	376	481	23,203	26,783	35,709	36,356	42,305
Straits Settlements (including Labuan) . . .	1	56	92	147	8,201	5,958
Cape of Good Hope . . .	27	32	2,124	2,338
Mauritius and Dependencies . . .	44	111	75	3,740	8,225	4,500
Seychelles . . .	311	104	23	6	27	15,467	8,820	1,600	300	1,295
Canada— <i>Via Atlantic Coast</i>	6	150	..	1,080	12,600
" Pacific "	200	1,003	200	101	..	16,000	89,655	19,000	9,067
Western Australia . . .	240	61	58	..	60	16,500	4,940	4,797	..	5,400
South Australia (including Northern Territory) . . .	1,301	929	922	701	463	96,500	69,403	79,691	59,931	39,415
Victoria . . .	5,068	3,641	3,464	3,609	2,324	3,64,454	2,33,257	3,14,723	3,26,934	2,06,722
New South Wales . . .	3,079	3,540	2,685	3,531	1,252	2,18,792	2,72,475	2,36,945	3,17,251	1,13,634
Queensland . . .	141	569	500	519	336	10,252	44,050	45,896	46,333	31,160
<i>Australian Commonwealth (Total)</i> . . .	9,339	3,740	7,629	3,410	4,436	7,06,493	6,74,123	6,32,052	7,50,949	3,96,331
New Zealand (including New Zealand North and Br. Samoa) . . .	440	510	1,061	867	390	31,660	37,721	93,513	79,794	36,069
Other British Possessions . . .	2	4	..	10	4	150	221	..	1,094	363
TOTAL BRITISH EMPIRE	86,057	90,916	107,557	108,591	76,791	62,55,754	73,61,446	98,13,739	98,53,131	68,78,449
Sweden . . .	694	232	80	..	69	51,043	15,600	5,652	..	6,109
Norway . . .	11,677	7,202	4,370	9,400	8,045	8,59,099	5,12,254	3,51,100	3,33,949	7,19,187
Denmark	102	427	594	2,013	..	8,100	24,200	53,421	1,79,937
Germany . . .	653	11,473	21,492	14,213	15,950	50,367	8,55,578	19,95,975	13,09,188	13,94,046
Netherlands . . .	497	14,759	15,708	12,947	13,187	32,474	10,98,698	13,34,531	11,82,379	11,71,501
Belgium . . .	4,514	7,789	14,014	7,791	5,351	3,49,949	5,59,924	11,07,041	7,23,761	4,69,185
France . . .	60,705	63,070	67,725	44,828	21,957	44,69,717	44,10,876	53,00,782	39,66,894	18,37,449
Switzerland . . .	10	22	23	2	38	652	1,524	2,095	173	2,792
Italy . . .	402	4,779	8,629	2,338	4,024	23,692	3,68,214	7,31,657	2,54,092	3,40,062
Syria	45	49	3,600	4,000
Mascat Territory and Trucial Oman . . .	227	337	300	149	51	10,510	17,672	12,215	11,790	3,631
Other Native States in Arabia . . .	3,454	7,564	1,532	3,469	1,911	2,34,757	4,59,097	1,20,317	2,95,787	1,77,750
Parata . . .	121	264	108	376	149	3,345	15,300	8,065	27,449	9,246
Indo-China (including Cochin-China, Cambodia, Annam, Tonkin and French leased territories in China)	24	2,316	..
China (exclusive of Hong-kong and Macao)	125	10,994
Japan . . .	8	44	1	24	4	308	3,653	75	2,480	363
Algeria	30	2,700
United States of America— <i>Via Atlantic Coast</i> . . .	114	599	30	100	204	2,643	47,937	2,700	9,000	20,562
Argentine Republic (including the Atlantic Coast of Patagonia)	79	6,350
Other Foreign Countries . . .	1	1	42	21	160
TOTAL FOREIGN COUNTRIES	83,077	116,360	134,613	96,755	72,984	61,05,103	83,84,356	1,10,31,369	86,72,629	63,84,709

* Shown as a Foreign Country from 1923-24.

No. 14—continued

ARTICLES, AND COUNTRIES OF FINAL DESTINATION; ALSO SHARE OF EACH PROVINCE	QUANTITY					VALUE				
	1922-23	1923-24	1924-25	1925-26	1926-27	1922-23	1923-24	1924-25	1925-26	1926-27
						₹	₹	₹	₹	₹
Coffee (L. T.)—continued										
Share of Bengal	Cwts. 67	Cwts. 13	Cwts. 1	Cwts. 28	Cwts. 6	₹ 4,658	₹ 1,892	₹ 137	₹ 3,169	₹ 739
“ Bombay	7,017	9,376	8,533	8,779	6,457	3,91,839	4,85,669	6,33,634	7,61,006	4,12,348
“ Sind	5	3	4	2	..	230	179	376	59	..
“ Madras	162,045	208,135	233,577	196,836	145,244	1,19,63,133	1,52,53,957	2,02,61,367	1,78,21,216	1,25,47,531
“ Burma	68	..	6	2,439
TOTAL	169,184	218,276	242,170	205,346	149,775	1,22,00,962	1,57,45,903	2,05,96,106	1,85,25,760	1,32,68,138
Cotton—										
Unmanufactured (L.L.S.)—	Tons	Tons	Tons	Tons	Tons					
United Kingdom	258	170	225	800	111	62,608	41,920	57,308	80,607	32,717
Aden and Dependencies	3	..	7	..	1	690	145	1,429	..	248
Maldives	70	10,426
Ceylon	5	6	1	1,300	1,300	300
Egypt*	4	1,250
Federated Malay States	7	2,000
Mauritius and Dependencies	10	11	13	6	10	2,290	2,411	2,561	1,004	1,428
South Australia (including Northern Territory)	4	658
Victoria	1	1	3	3	..	310	231	1,056	1,122	..
New South Wales	5	2	7	1,225	493	1,556
Australian Commonwealth (Total)	6	7	10	3	..	1,644	1,222	2,643	1,122	..
Other British Possessions	3	6	3	3	8	757	1,966	724	963	2,444
TOTAL BRITISH EMPIRE	284	264	330	317	131	70,139	64,256	82,248	84,931	37,134
Germany	29	22	..	5	..	4,577	5,400	..	1,446	..
Belgium	112	50	32	53	63	23,533	12,120	12,560	10,357	21,307
Italy	40	23	22	17	53	9,697	6,320	6,169	4,940	16,910
China (exclusive of Hong-kong and Macao)	11	3	2	1,672	798	279
Japan	6	1	2	..	1	1,365	453	323	48	176
Egypt*	10	..	8	9	..	1,338	..	1,016	2,079
United States of America— Via Atlantic Coast	2	8	6	3	3	530	2,584	1,393	800	900
Other Foreign Countries	6	5	4	1	..	1,380	920	1,070	114	30
TOTAL FOREIGN COUNTRIES	206	122	88	87	129	47,674	29,928	22,797	26,861	40,904
Share of Bengal	22	11	9	6	23	4,027	2,406	1,861	1,964	1,866
“ Bombay	3	5	12	1	3	1,270	1,015	2,474	107	840
“ Sind	38
“ Madras	460	368	340	377	245	1,11,216	89,346	84,481	1,09,161	78,399
“ Burma	2	7	1,115	2,200	..	100
TOTAL	490	396	366	404	290	1,17,813	92,822	91,642	1,10,812	78,036
Manufactured (excluding Ropes) (L.L.S.)—	Tons	Tons	Tons	Tons	Tons					
United Kingdom	10,085	8,614	3,145	7,276	5,108	22,30,831	20,16,902	20,02,640	27,49,660	20,29,719
Aden and Dependencies	18	18	7	5	1	6,250	4,935	3,584	3,276	583
Mesopotamia	143	101	84	110	172	48,885	22,180	26,426	44,172	59,680
Bahrain Islands	177	127	58	46	126	41,169	22,780	16,962	15,245	46,090
Ceylon	16	47	66	79	142	8,674	15,349	25,437	35,946	52,940
Straits Settlements (including Labuan)	36	67	75	75	75	16,557	23,272	23,720	23,049	29,023
Federated Malay States	1	8	9	608	250	..	6,250	2,851
Hongkong	3	1	1,300	1,270
Egypt*	36	12,295
Cape of Good Hope	34	23	11	20	28	12,770	9,670	4,415	6,629	7,510
Natal	152	206	266	231	547	63,974	71,223	54,717	1,09,730	1,73,188
Zanzibar and Pemba	31	47	52	28	20	11,615	16,957	15,932	19,377	8,920
Kenya Colony	44	52	57	65	60	15,795	24,385	25,199	23,066	31,921
Tanganyika Territory	3	5	14	..	250	1,995	2,120	4,245
Anglo-Egyptian Sudan	8	2,181	100
Mauritius and Dependencies	79	54	68	58	47	23,719	21,803	20,890	23,992	22,339
Canada— Via Atlantic Coast	250	105	65	151	85	84,242	22,200	27,520	59,570	24,050
“ Pacific	43	9	2	11	1	19,220	4,500	940	4,220	200
Western Australia	47	5	12	5	9	16,955	2,330	4,235	2,705	4,290
South Australia (including Northern Territory)	106	73	39	24	5	64,331	42,403	21,682	15,204	5,250

* Shown as a Foreign Country from 1922-24.

GENERAL EXPORTS

INDIAN MERCHANDISE

(602)

No. 14—continued

ARTICLES, AND COUNTRIES OF FINAL DESTINATION; ALSO SHARE OF EACH PROVINCE	QUANTITY					VALUE				
	1922-23	1923-24	1924-25	1925-26	1926-27	1922-23	1923-24	1924-25	1925-26	1926-27
	Tons	Tons	Tons	Tons	Tons	Rs	Rs	Rs	Rs	Rs
<i>Copr.—continued</i>										
<i>Manufactured (excluding Rops) (I.I.L. V)—continued</i>										
Victoria	447	200	279	172	39	1,75,260	80,838	1,00,833	68,387	12,1
Tasmania	8	54	4	1	..	3,280	16,095	2,765	720	..
New South Wales	215	192	119	90	31	92,479	79,762	48,198	40,000	23,6
Queensland	37	38	8	13	12	15,740	14,754	1,577	5,599	5,5
<i>Australian Commonwealth (Total)</i>	<i>360</i>	<i>562</i>	<i>456</i>	<i>305</i>	<i>86</i>	<i>3,68,025</i>	<i>2,37,732</i>	<i>1,79,390</i>	<i>1,32,665</i>	<i>59,2</i>
New Zealand (including Nauru and British Samoa)	162	127	115	86	45	39,235	56,280	46,495	38,277	24,4
Other British Possessions	8	..	5	1	..	1,095	225	2,280	750	..
TOTAL BRITISH EMPIRE	12,188	10,185	9,635	8,698	6,692	49,11,990	36,19,438	34,29,921	33,08,505	25,74,91
Sweden	87	4	14	8	8	10,970	1,200	4,200	2,850	2,81
Norway	186	161	170	106	88	49,125	45,618	49,662	32,901	24,94
Denmark	84	82	65	17	79	28,035	7,785	19,969	5,340	27,11
Germany	6,257	5,362	10,346	5,865	6,556	17,98,853	15,83,404	31,92,216	20,20,062	21,88,09
Netherlands	2,669	2,724	5,002	3,669	4,898	11,22,950	12,23,860	16,71,442	13,54,924	17,01,43
Belgium	2,344	2,882	3,396	4,219	3,642	9,86,100	11,45,569	11,38,591	14,30,563	11,89,89
France	2,548	2,833	2,780	2,104	2,586	7,26,464	8,36,998	9,11,692	10,14,209	8,75,26
Spain	44	51	36	27	67	14,400	15,675	18,204	10,568	24,60
Portugal	169	147	134	46	42	55,002	50,505	42,600	17,100	15,46
Italy	1,824	2,011	2,261	1,882	1,930	5,44,366	6,17,862	10,29,839	6,61,298	6,31,16
Austria	31	8	5	9	..	6,000	840	1,470	2,16
Greece	9	..	21	16	6	2,650	150	8,180	6,216	2,25
Turkey, Asiatic	45	15,009
Syria	8	1	..	1	..	1,080	400	..	280	..
Mascat Territory and Trucial Oman	55	63	54	69	38	13,618	17,554	17,332	21,859	12,16
Other Native States in Arabia	115	99	89	85	64	23,537	25,199	24,069	10,649	16,46
Persia]	64	36	43	40	26	28,626	13,848	13,208	16,321	9,62
Siam	5	9	8	5	10	2,167	5,558	3,372	4,585	5,08
Philippine Islands and Guam	2	..	1	..	2	760	390	510	..	1,27
China (exclusive of Hong-kong and Macao)	13	18	6	2	16	6,145	6,630	2,607	666	5,20
Japan	371	805	207	141	217	1,02,041	2,15,552	53,590	35,030	65,85
Egypt*	8	54	29	17	..	2,970	21,275	12,006	7,62
Tripoli	4	2,205	..
Portuguese East Africa	38	32	15	16	10	15,294	13,495	5,607	7,392	5,58
Italian East Africa (Somaliland and Eritrea)	3	10	..	9	1	2,000	3,275	130	3,100	38
United States of America—										
Via Atlantic Coast	2,025	1,954	1,800	1,810	1,152	7,71,755	8,05,137	4,80,205	7,03,931	5,05,093
" Pacific "	61	2	1	5	18	20,565	676	228	2,360	7,30
Mexico	3	1	1,140	600
Brazil	5	4	2,040	2,149
Peru	1	1,197
Hawaii	2	..	4	2,450	..	4,800
Other Foreign Countries	3	4	455	369	210	1,390	2,234
TOTAL FOREIGN COUNTRIES	20,928	21,280	27,006	21,141	21,277	63,14,753	66,00,164	87,23,976	74,12,945	73,32,357
<i>Share of Bengal</i>	<i>336</i>	<i>33</i>	<i>33</i>	<i>35</i>	<i>62</i>	<i>29,031</i>	<i>41,334</i>	<i>42,303</i>	<i>39,929</i>	<i>22,126</i>
" <i>Rombay</i>	<i>189</i>	<i>194</i>	<i>139</i>	<i>167</i>	<i>150</i>	<i>93,110</i>	<i>85,236</i>	<i>50,730</i>	<i>30,711</i>	<i>74,790</i>
" <i>Sind</i>	<i>15</i>	<i>9</i>	<i>5</i>	<i>6</i>	<i>2</i>	<i>2,643</i>	<i>2,171</i>	<i>2,320</i>	<i>1,369</i>	<i>796</i>
" <i>Madras</i>	<i>22,576</i>	<i>31,163</i>	<i>35,366</i>	<i>29,561</i>	<i>27,565</i>	<i>1,07,41,614</i>	<i>1,09,23,531</i>	<i>1,20,25,764</i>	<i>1,05,33,341</i>	<i>197,39,075</i>
" <i>Burma</i>	<i>1</i>	<i>6</i>	<i>6</i>	<i>..</i>	<i>..</i>	<i>309</i>	<i>2,275</i>	<i>2,237</i>	<i>660</i>	<i>549</i>
TOTAL	33,116	31,465	36,640	29,839	27,969	1,09,26,743	1,02,19,597	1,21,53,899	1,07,16,450	99,07,323
Total Copr	Tons 33,606	Tons 31,831	Tons 36,903	Tons 30,243	Tons 28,129	1,10,44,561	1,03,13,479	1,22,45,541	1,08,26,762	99,35,364
<i>Coral (I. S.)—Straits Settlements (including Labuan).</i>	Lbs. 412	Lbs. ..	Lbs. ..	Lbs. ..	Lbs. ..	3,300
<i>Share of Bengal</i>	412	3,300

*Shown as a Foreign Country from 1922-23.

ARTICLES, AND COUNTRIES OF FINAL DESTINATION; ALSO SHARE OF EACH PROVINCE	QUANTITY					VALUE				
	1922-23	1923-24	1924-25	1925-26	1926-27	1922-23	1923-24	1924-25	1925-26	1926-27
	Cwts.	Cwts.	Cwts.	Cwts.	Cwts.	₹	₹	₹	₹	₹
Cordage and rope of vegetable fibre (excluding jute and cotton) (III. V)—										
United Kingdom	937	161	2,548	1,919	1,718	11,418	7,304	35,184	26,842	25,523
Aden and Dependencies	1,120	990	1,520	1,336	1,189	27,149	29,477	41,791	34,628	43,713
Mesopotamia	1,792	1,051	562	1,081	1,442	20,890	26,488	9,067	21,141	26,655
Bahrain Islands	2,754	2,542	1,082	1,212	2,522	47,766	27,540	17,727	26,290	49,222
Ceylon	785	1,170	1,305	1,144	1,321	22,802	24,528	27,870	29,768	62,229
Straits Settlements (including Labuan)	22,144	31,427	23,251	25,562	26,766	6,24,509	9,29,968	8,06,190	11,16,002	11,43,726
Federated Malay States	29	2,010
British Borneo	230	182	169	190	96	4,600	4,080	5,140	4,350	2,715
Hongkong	1,756	2,095	2,116	864	974	27,929	46,506	49,227	22,917	22,601
Cape of Good Hope	622	1,201	40	292	142	12,722	27,962	960	9,440	2,895
Natal	251	522	47	..	6	5,770	11,201	2,147	..	190
Zanzibar and Pemba	55	245	110	129	62	1,490	4,250	5,114	2,707	2,906
Kenya Colony	226	292	527	1,077	272	4,971	5,827	10,224	22,129	7,794
Anglo-Egyptian Sudan	150	181	..	22	..	2,150	2,620	..	670
Mauritius and Dependencies	961	651	486	394	554	29,142	21,124	17,022	16,229	10,729
Western Australia	299	252	270	227	272	6,621	5,000	6,240	9,674	6,996
South Australia (including Northern Territory)	20	1	425	21	..
Victoria	12	..
New South Wales	114	20	27	105	24	2,220	401	915	2,068	2,246
Australian Commonwealth (Total)	412	272	427	422	262	2,901	2,401	10,020	12,222	11,242
New Zealand (including Nauru and Br. Samoa)	105	142	440	160	247	2,122	2,020	9,222	4,142	0,000
Other British Possessions	44	11	21	5	49	944	572	222	140	1,122
TOTAL BRITISH EMPIRE	35,222	49,224	39,222	42,900	47,970	8,75,201	12,06,616	11,52,242	12,52,962	14,52,902
Germany	200	4,000
Netherlands	261	2	8,516	102	..
Belgium	742	17	622	225	200	2,506	200	10,540	9,222	4,000
France	200	..	7	92	..	4,600	..	160	1,760
Italy	150	62	..	2,250	1,600
Turkey, Asiatic	112	2,299
Mascat Territory and Trucial Oman	1,222	1,527	822	2,220	1,027	15,212	22,224	14,120	51,002	12,222
Other Native States in Arabia	2,472	2,620	2,122	1,222	1,162	22,272	22,222	22,002	21,022	20,070
Penak	1,011	222	224	272	1,022	12,447	4,217	12,227	5,240	27,119
Java	1,072	1,222	1,224	1,472	1,121	25,140	22,220	24,019	42,222	22,222
Siam	5,247	2,212	4,624	2,022	7,229	1,45,247	21,276	1,22,222	22,222	1,07,177
Indo-China (including Cochin-China, Cambodia, Annam, Tonkin, and French leased territories in China)	2,204	1,217	2,122	2,271	2,246	66,220	56,402	70,222	21,001	72,222
China (exclusive of Hongkong and Macao)	520	922	722	722	422	11,227	22,007	20,202	19,470	12,222
Japan	154	160	42	112	..	5,050	4,000	1,211	2,222
Portuguese East Africa	70	..	122	62	142	1,220	..	4,276	1,022	2,220
Italian East Africa (Somaliland and Eritrea)	226	502	422	602	22	2,242	2,220	4,222	12,222	1,220
United States of America—Via Atlantic Coast	17	110	..	20	1,220	..
Other Foreign Countries	17	1	17	12	..	172	100	226	224	10
TOTAL FOREIGN COUNTRIES	15,001	12,229	12,742	12,202	12,222	2,12,000	2,02,202	2,77,271	2,22,002	4,12,270
Share of Bengal	20,722	22,272	22,222	20,227	22,202	6,97,241	9,01,220	9,22,202	10,77,202	12,27,241
Bombay	2,122	2,221	2,212	2,222	1,272	22,222	22,222	24,222	22,222	27,222
Mad	62	21	147	112	242	1,140	621	1,200	1,272	2,177
Madras	11,120	9,222	10,124	9,222	11,220	1,27,220	1,42,212	1,22,242	1,21,120	1,22,201
Ruma	12,102	12,227	14,112	12,247	12,221	2,24,002	4,02,202	2,74,407	2,72,222	2,02,207
TOTAL	50,222	56,222	52,272	52,102	54,122	11,22,201	12,12,272	12,20,214	12,91,270	12,44,272

GENERAL EXPORTS

(604)

INDIAN MERCHANDISE

No. 14—continued

ARTICLES, AND COUNTRIES OF FINAL DESTINATION; ALSO SHARE OF EACH PROVINCE	QUANTITY					VALUE				
	1922-23	1923-24	1924-25	1925-26	1926-27	1922-23	1923-24	1924-25	1925-26	1926-27
Drugs and Medicines (excluding Chemicals and Narcotics)—						R	R	R	R	R
<i>Aloes (III. O)—(a)</i>	<i>Cwts.</i>	<i>Cwts.</i>								
Straits Settlements (including Labuan)	27	40	—	—	—	1,170	1,360	—	—	—
Hongkong	..	20	—	—	—	..	497	—	—	—
Other British Possessions	12	..	—	—	—	1,040	..	—	—	—
TOTAL BRITISH EMPIRE	39	60	—	—	—	2,210	1,847	—	—	—
TOTAL FOREIGN COUNTRIES	..	11	—	—	—	..	290	—	—	—
Share of Bengal	11	16	—	—	—	1,000	500	—	—	—
.. Bombay	5	58	—	—	—	340	1,567	—	—	—
.. Madras	23	2	—	—	—	870	70	—	—	—
TOTAL	39	71	—	—	—	2,210	2,137	—	—	—
<i>Asafetida (III. O)—</i>	<i>Cwts.</i>	<i>Cwts.</i>	<i>Cwts.</i>	<i>Cwts.</i>	<i>Cwts.</i>					
Straits Settlements (including Labuan)	15	16	2	7	55	1,092	1,445	175	650	2,427
Hongkong	22	42	..	1,600	1,730	..
Fiji Islands	8	1	4	1,004	109	152	162	873
Other British Possessions	5	2	5	3	4	557	450	1,386	882	760
TOTAL BRITISH EMPIRE	50	18	7	53	63	4,253	2,013	1,713	2,919	4,060
TOTAL FOREIGN COUNTRIES	2	1	2	..	76	70	34	150
Share of Bengal	30	2	6	44	7	2,615	615	1,322	1,924	1,408
.. Bombay	80
.. Madras	20	16	1	10	56	1,638	1,394	455	1,019	2,311
TOTAL	50	18	9	54	65	4,253	2,089	1,783	2,953	4,219
<i>Camphor (III. O)—</i>	<i>Lbs.</i>	<i>Lbs.</i>	<i>Lbs.</i>	<i>Lbs.</i>	<i>Lbs.</i>					
Ceylon	926	374	1,382	2,542	1,014	1,425
Straits Settlements (including Labuan)	684	50	2,150	150
Other British Possessions	90	10	..	657	80	..
TOTAL BRITISH EMPIRE	1,700	424	1,382	16	..	5,349	1,164	1,425	80	..
Share of Bombay	1,008	16	540	80	..
.. Madras	1,700	424	374	5,349	1,164	885
TOTAL	1,700	424	1,382	16	..	5,349	1,164	1,425	80	..
<i>Onchona bark (III. O)—</i>	<i>Lbs.</i>	<i>Lbs.</i>	<i>Lbs.</i>	<i>Lbs.</i>	<i>Lbs.</i>					
United Kingdom	15,315	176,440	534,598	433,097	69,795	7,995	83,007	2,84,438	2,24,580	40,464
Ceylon	775	91,657	24,894	53,090	10,806	291	31,800	8,274	20,818	2,996
TOTAL BRITISH EMPIRE	16,090	268,097	559,592	486,187	80,601	8,286	1,14,816	2,92,712	2,45,398	43,460
Share of Madras	16,090	268,097	559,592	486,187	80,601	8,286	1,14,816	2,92,712	2,45,398	43,460
<i>Galegal (III. O)—</i>	<i>Cwts.</i>	<i>Cwts.</i>	<i>Cwts.</i>	<i>Cwts.</i>	<i>Cwts.</i>					
Aden and Dependencies	47	5	6	1,707	180	180
Mesopotamia	65	128	11	179	104	1,330	3,020	200	2,657	2,210
Other British Possessions	36	22	24	52	29	1,049	540	680	1,610	797
TOTAL BRITISH EMPIRE	148	150	35	236	139	4,086	3,500	1,270	5,447	3,187
Syria	12	30	210	1,090
Perak	219	362	129	235	304	6,157	8,010	2,982	5,591	6,341
Other Foreign Countries	27	63	24	48	63	632	1,280	905	1,624	1,297
TOTAL FOREIGN COUNTRIES	288	485	153	283	397	6,999	9,290	3,887	7,215	8,728

(a) Shown under "other sorts of Drugs and Medicines" from 1924-25;

No. 14—continued

ARTICLES, AND COUNTRIES OF FINAL DESTINATION; ALSO SHARE OF EACH PROVINCE	QUANTITY					VALUE				
	1922-23	1923-24	1924-25	1925-26	1926-27	1922-23	1923-24	1924-25	1925-26	1926-27
						Rs.	Rs.	Rs.	Rs.	Rs.
Drugs and Medicines (excluding Chemicals and Narcotics)—continued										
Alangal (III. O)—contd.	Cwts.	Cwts.	Cwts.	Cwts.	Cwts.					
Share of Bombay	435	575	188	619	639	11,053	12,359	5,157	19,662	11,916
" Madras	1	33
TOTAL	436	575	188	619	639	11,086	12,359	5,157	19,662	11,916
Nux Vomica (Strychnia) (III. O)—	Cwts.	Cwts.	Cwts.	Cwts.	Cwts.					
United Kingdom	3,612	13,514	11,066	10,366	10,152	64,619	1,55,398	99,719	74,831	60,170
Ceylon	503	3,061
Straits Settlements (including Labuan)	45	..	4	404	8	1,440	..	67	7,672	77
Hongkong	1,231	9,031
Canada—Via Atlantic Coast	200	300	..	400	..	3,200	3,000	..	2,800
Other British Possessions	15	10	..	5	1	680	490	..	250	100
TOTAL BRITISH EMPIRE	3,672	14,227	11,970	10,775	11,787	66,639	1,63,017	1,02,786	82,753	62,178
Germany	3,432	900	425	826	219	53,778	7,301	3,240	5,530	1,022
Netherlands	2,314	5,159	4,401	14,223	11,647	57,112	57,235	20,779	93,992	71,897
Belgium	4,236	1,598	65,642	16,146
France	500	1,929	540	819	4,502	7,750	22,777	2,833	4,904	26,012
Italy	90	100	70	100	..	1,550	522	1,000	645
Japan	1,027	600	226	302	..	15,829	3,150	1,904	1,722
United States of America—Via Atlantic Coast	18,850	11,491	11,720	17,113	25,719	3,27,778	1,23,323	78,657	1,03,642	1,52,333
" Pacific	499	4,399
Other Foreign Countries	2	6	3	21	70	50	100	30	600	499
TOTAL FOREIGN COUNTRIES	20,394	22,810	18,268	22,304	26,560	4,92,110	2,47,273	1,25,066	2,12,238	2,52,475
Share of Bengal	5,129	1,640	5,439	12,120	12,112	75,723	20,272	32,322	70,742	1,04,237
" Bombay	1,800	2,318	1,137	2,639	2,093	32,566	33,169	11,616	34,723	19,714
" Madras	25,137	33,079	23,672	22,960	24,127	4,43,395	3,56,548	1,23,706	1,09,668	2,54,809
" Burma	4	67
TOTAL	33,066	37,037	30,258	44,079	51,347	5,58,749	4,10,293	2,27,256	2,95,091	3,48,658
Quinine salts (III. O)—	Lbs.	Lbs.	Lbs.	Lbs.	Lbs.					
TOTAL BRITISH EMPIRE	32	450
Share of Bombay	32	450
Senna (III. O)—	Cwts.	Cwts.	Cwts.	Cwts.	Cwts.					
United Kingdom	1,926	2,729	2,046	3,917	4,343	22,157	55,212	1,57,425	64,408	1,05,202
Mesopotamia	20	14	25	112	18	530	360	500	2,113	220
Mahrain Islands	68	113	272	259	260	1,842	1,070	6,166	7,072	7,245
Ceylon	37	120	76	88	120	229	2,667	636	1,125	1,424
Straits Settlements (including Labuan)	210	187	470	430	386	2,642	2,794	10,719	6,525	5,925
Hongkong	643	378	947	992	961	11,946	6,147	16,454	12,121	9,904
Egypt*	130	2,710
Mauritius and Dependencies	2	..	2	36	..	50	..	50	1,930	..
South Australia (including Northern Territory)	11	250	..
Victoria	86	21	21	27	17	1,740	620	620	705	240
New South Wales	201	81	..	108	21	5,625	1,612	..	2,708	220
Australian Commonwealth (Total)	287	102	21	171	38	7,365	2,242	620	3,000	460
Other British Possessions	36	29	77	61	68	915	815	912	1,664	1,590
TOTAL BRITISH EMPIRE	3,359	3,692	2,866	6,068	6,780	61,286	72,810	2,23,792	1,22,699	1,22,764
Germany	1,307	2,664	2,595	2,556	10,026	22,941	44,142	1,24,939	1,24,756	1,67,225
Belgium	804	30	819	654	546	11,060	1,220	14,295	14,561	2,067
France	3,572	3,770	5,441	5,923	7,220	67,122	75,235	1,00,369	92,205	1,22,721
Spain	26	..	167	179	709	725	..	1,925	2,148	2,520
Italy	578	2,374	2,268	2,720	1,589	15,827	52,909	53,376	48,449	20,741
Austria	251	175	..	5,921	5,250	..
Makrat Territory and Trucial Oman	105	62	26	24	27	2,020	1,123	705	2,416	1,467
Persia	78	60	48	254	68	1,907	1,614	1,051	5,750	1,423
Siam	16	67	22	119	56	400	1,925	645	2,225	1,260
China (exclusive of Hongkong and Macao)	1	127	..	5	1,76
Japan	94	618	799	654	772	1,255	15,025	16,219	11,197	15,52
Egypt*	69	78	..	1,200	89

* Shown as a Foreign Country from 1923-24.

GENERAL EXPORTS

(606)

INDIAN MERCHANDISE

No. 14—continued

ARTICLES, AND COUNTRIES OF FINAL DESTINATION; ALSO SHARE OF EACH PROVINCE	QUANTITY					VALUE				
	1922-23	1923-24	1924-25	1925-26	1926-27 ²	1922-23	1923-24	1924-25	1925-26	1926-27
Drugs and Medicines (excluding Chemicals and Narcotics)—continued										
<i>Senna (I.L. C)</i> —continued										
United States of America— Via Atlantic Coast	21,462	17,778	19,106	18,307	20,780	4,94,733	4,56,933	4,71,381	4,04,015	4,04,223
" Pacific "	429	12,000
Brazil	59	101	98	98	..	1,071	2,030	2,450	1,980	..
Argentine Republic (includ- ing the Atlantic Coast of Patagonia)	178	239	63	2,142	2,868	1,360
Other Foreign Countries	..	8	25	70	64	..	60	443	1,470	1,034
TOTAL FOREIGN COUNTRIES	29,412	27,652	37,656	38,942	42,337	6,41,413	6,54,221	8,50,978	7,60,413	7,65,783
<i>Share of Bengal</i>	25	1	258	16	211	224	5	4,151	157	1,977
" Bombay	874	768	980	1,945	1,613	17,439	14,408	21,744	47,236	26,465
" Sind	11	38
" Madras	31,871	30,875	46,297	43,034	47,333	6,35,016	7,12,621	10,48,695	8,45,629	8,70,105
" Burma	1	30	..
TOTAL	32,771	31,844	47,544	44,995	49,117	7,02,679	7,27,031	10,74,678	8,93,052	8,93,547
Other sorts of Drugs and Medicines (I.L. C) —										
United Kingdom	—	—	—	—	—	73,793	76,752	8,05,732	2,32,837	1,89,559
Palestine	—	—	—	—	—	21,357	450	..	175	..
Aden and Dependencies	—	—	—	—	—	15,476	12,899	21,906	12,196	19,109
Mesopotamia	—	—	—	—	—	23,490	46,393	27,624	16,088	43,425
Bahrain Islands	—	—	—	—	—	6,797	9,360	13,590	8,379	10,532
Ceylon	—	—	—	—	—	61,437	66,063	85,232	1,11,009	98,351
Straits Settlements (includ- ing Labuan)	—	—	—	—	—	88,664	1,27,173	58,174	1,12,527	1,08,804
Federated Malay States	—	—	—	—	—	4,032	7,512	8,843	36,113	30,639
Hongkong	—	—	—	—	—	2,52,756	9,35,934	10,46,202	13,63,363	15,93,721
Egypt *	—	—	—	—	—	21,525	—	—	—	—
Cape of Good Hope	—	—	—	—	—	525	320	2,300	1,963	800
Natal	—	—	—	—	—	8,236	12,053	34,056	11,557	10,682
Zanzibar and Pemba	—	—	—	—	—	13,445	15,964	14,385	13,830	14,373
Kenya Colony	—	—	—	—	—	15,425	18,203	31,361	31,872	37,346
Tanganyika Territory	—	—	—	—	—	4,140	4,575	7,395	5,200	7,720
Mauritius and Dependencies	—	—	—	—	—	48,099	7,541	7,799	7,643	4,634
Anglo-Egyptian Sudan	—	—	—	—	—	375	2,230	1,455	425	130
British West India Islands	—	—	—	—	—	19,733	22,956	32,341	25,313	21,900
British Guiana	—	—	—	—	—	19,552	24,439	339	684	1005
Canada Via Atlantic Coast	—	—	—	—	—	..	9,800	10,325	5,325	..
Tasmania	—	—	—	—	—	26,142
Victoria	—	—	—	—	—	126	950	175
New South Wales	—	—	—	—	—	..	1,272	1,462	1,300	1,756
Queensland	—	—	—	—	—	1,320	450	..
Australian Commonwealth (Total)	—	—	—	—	—	26,142	1,272	3,208	2,700	1,931
Fiji Islands	—	—	—	—	—	3,318	360	1,201	483	3,345
Other British Possessions	—	—	—	—	—	590	206	496	326	1,635
TOTAL BRITISH EMPIRE	—	—	—	—	—	7,29,510	14,02,800	17,14,554	20,24,713	21,95,786
Germany	—	—	—	—	—	28,841	28,148	32,580	21,021	34,908
Belgium	—	—	—	—	—	..	1,900	4,900	..	100
France	—	—	—	—	—	7,320	6,792	36,700	8,709	43,196
Italy	—	—	—	—	—	..	20	3,430	1,064	1,350
Turkey, European	—	—	—	—	—	4,795	270	530
Syria	—	—	—	—	—	1,745	9,156	3,566	475	6,920
Mascat Territory and Trucial Oman	—	—	—	—	—	7,949	7,119	5,592	7,421	4,306
Other Native States in Arabia	—	—	—	—	—	11,025	23,393	9,410	4,342	7,535
Perak	—	—	—	—	—	13,049	22,435	29,337	33,737	15,593
Java	—	—	—	—	—	5,308	7,111	3,960	2,945	112,397
Siam	—	—	—	—	—	3,095	6,155	3,349	9,936	5,053
Philippine Islands and Guam China (exclusive of Hongkong and Macao)	—	—	—	—	—	4,200	450
Japan	—	—	—	—	—	7,710	3,150	1,691	5,457	4,843
Egypt *	—	—	—	—	—	11,994	46,035	48,253	63,535	30,449
Portuguese East Africa	—	—	—	—	—	7,159	7,721	10,930	11,319	11,996
Madagascar	—	—	—	—	—	10,000	..	200	100	75
Abyssinia	—	—	—	—	—	1,20,000

* Shown as a Foreign Country from 1924 & 1925

No. 14—continued.

ARTICLES, AND COUNTRIES OF FINAL DESTINATION; ALSO SHARE OF EACH PROVINCE	QUANTITY					VALUE				
	1922-23	1923-24	1924-25	1925-26	1926-27	1922-23	1923-24	1924-25	1925-26	1926-27
Drugs and Medicines (excluding Chemicals and Narcotics)—continued (Other sorts of Drugs and Medicines (III. O)—contd United States of America— Via Atlantic Coast.	—	—	—	—	—	21,030	34,377	52,741	6,745	8,329
" Pacific "	—	—	—	—	—	..	88	45
Cuba	—	—	—	—	—	1,250	1,000	..
Other Foreign Countries	—	—	—	—	—	1,258	1,322	1,337	1,300	1,408
TOTAL FOREIGN COUNTRIES	—	—	—	—	—	2,07,331	2,24,444	2,68,830	2,02,398	2,07,640
Share of Bengal	—	—	—	—	—	4,59,033	11,31,312	12,09,709	16,32,493	17,09,649
" Bombay	—	—	—	—	—	2,76,039	2,37,339	4,73,922	4,04,244	3,07,304
" Sind	—	—	—	—	—	67,017	62,216	92,175	69,246	1,22,076
" Madras	—	—	—	—	—	73,346	1,17,417	1,11,973	1,35,099	1,61,623
" Burma	—	—	—	—	—	42,265	73,654	24,565	3,904	10,523
TOTAL	—	—	—	—	—	9,96,741	16,27,244	19,38,284	22,27,131	24,02,426
Total value of Drugs and Medicines (excluding Chemicals and Nar- cotics)—	—	—	—	—	—	—	—	—	—	—
United Kingdom	—	—	—	—	—	1,70,521	2,70,937	2,77,304	6,25,456	4,12,096
Palestine	—	—	—	—	—	21,492	450	..	175	..
Aden and Dependencies	—	—	—	—	—	17,422	12,989	22,120	12,976	10,259
Mesopotamia	—	—	—	—	—	22,560	49,772	28,424	21,288	45,918
Bahrain Islands	—	—	—	—	—	2,689	11,480	10,972	10,522	12,417
Ceylon	—	—	—	—	—	65,071	1,05,514	90,122	1,24,050	1,03,297
Straits Settlements (Includ- ing Labuan)	—	—	—	—	—	97,108	1,23,047	69,145	1,27,672	1,17,232
Federated Malay States	—	—	—	—	—	4,784	7,512	9,012	26,252	20,912
Hongkong	—	—	—	—	—	2,06,302	9,42,562	10,62,656	12,97,714	16,12,656
Cape of Good Hope	—	—	—	—	—	625	420	2,300	1,022	840
Egypt *	—	—	—	—	—	24,225	—	—	—	—
Natal	—	—	—	—	—	8,516	12,105	24,100	12,172	10,012
Zanzibar and Pemba	—	—	—	—	—	12,212	16,324	14,695	14,290	14,698
Kenya Colony	—	—	—	—	—	12,562	12,222	21,551	22,622	22,142
Tanganyika Territory	—	—	—	—	—	4,155	4,642	7,422	6,220	7,222
Anglo-Egyptian Sudan	—	—	—	—	—	827	2,520	2,202	222	120
Mauritius and Dependencies	—	—	—	—	—	42,914	7,711	2,219	6,622	4,024
Canada— Via Atlantic Coast	—	—	—	—	—	..	12,200	12,222	2,222	2,200
" Pacific "	—	—	—	—	—	221	..
British West India Islands	—	—	—	—	—	10,722	22,022	22,220	22,222	21,200
British Guiana	—	—	—	—	—	10,622	24,219	722	624	100
South Australia (including Northern Territory)	—	—	—	—	—	220	..
Victoria	—	—	—	—	—	1,740	620	722	1,622	512
Tasmania	—	—	—	—	—	22,122
Queensland	—	—	—	—	—	1,620	460	..
New South Wales	—	—	—	—	—	6,102	2,274	1,422	4,222	1,972
Australian Commonwealth (Total)	—	—	—	—	—	22,927	4,004	2,222	6,210	2,421
Fiji Islands	—	—	—	—	—	4,222	200	1,222	642	4,212
Other British Possessions	—	—	—	—	—	200	202	492	112	1,222
TOTAL BRITISH EMPIRE	—	—	—	—	—	6,61,609	17,02,027	22,22,612	24,02,449	24,71,444
Germany	—	—	—	—	—	1,09,560	79,591	2,20,760	1,91,212	2,02,722
Netherlands	—	—	—	—	—	27,112	27,272	21,622	94,274	72,122
Belgium	—	—	—	—	—	22,722	19,292	19,792	14,591	6,127
France	—	—	—	—	—	22,792	1,05,404	1,40,992	1,02,912	1,91,004
Spain	—	—	—	—	—	722	..	1,222	2,122	2,770
Italy	—	—	—	—	—	12,227	24,500	22,122	20,212	22,022
Austria	—	—	—	—	—	2,921	2,210	..
Turkey, European	—	—	—	—	—	4,702	620	520
Syria Meesat Territory and Trucial Oman	—	—	—	—	—	1,922	9,122	2,220	472	2,010
Other Native States in Arabia	—	—	—	—	—	10,122	2,927	2,297	9,227	2,222
Portia	—	—	—	—	—	11,272	24,492	19,792	16,219	2,142
Java	—	—	—	—	—	22,122	22,149	22,370	20,122	22,220
Siam	—	—	—	—	—	2,202	7,111	9,022	2,022	12,042
Sumatra	—	—	—	—	—	2,027	2,000	9,424	12,222	6,222

* Shown as a Foreign Country from 1922-24.

GENERAL EXPORTS

(608)

INDIAN MERCHANDISE

No. 14—continued

ARTICLES, AND COUNTRIES OF FINAL DESTINATION; ALSO SHARE OF EACH PROVINCE	QUANTITY					VALUE				
	1922-23	1923-24	1924-25	1925-26	1926-27	1922-23	1923-24	1924-25	1925-26	1926-27
Drugs and Medicines (excluding Chemicals and Narcotics)—concluded										
<i>Total value of Drugs and Medicines (excluding Chemicals and Narcotics)—continued</i>										
Philippine Islands and Guam	—	—	—	—	—	4,200	450	—	—	—
China (exclusive of Hongkong and Macao)	—	—	—	—	—	7,710	8,155	1,691	6,087	7,007
Japan	—	—	—	—	—	18,649	79,913	67,622	81,388	47,796
Egypt (a)	—	—	—	—	—	—	15,132	21,995	12,549	19,753
Portuguese East Africa	—	—	—	—	—	7,159	7,781	11,015	11,319	12,023
Madagascar	—	—	—	—	—	10,000	—	288	100	75
Abyssinia	—	—	—	—	—	1,20,000	—	—	—	—
United States of America— Via Atlantic Coast	—	—	—	—	—	8,43,591	6,14,538	5,86,009	5,16,402	5,67,890
" Pacific "	—	—	—	—	—	12,000	88	4,299	—	45
Brazil	—	—	—	—	—	1,071	2,080	2,650	1,960	—
Argentine Republic (including the Atlantic Coast of Patagonia)	—	—	—	—	—	—	—	2,142	2,868	1,200
Cuba	—	—	—	—	—	—	—	1,250	1,000	—
Other Foreign Countries	—	—	—	—	—	1,258	1,444	457	1,269	1,248
TOTAL FOREIGN COUNTRIES	—	—	—	—	—	14,07,753	11,35,597	12,43,813	11,33,393	12,33,775
<i>Share of Bengal</i>	—	—	—	—	—	5,39,660	11,62,014	13,18,574	16,05,331	18,17,362
" Bombay	—	—	—	—	—	4,42,487	2,99,410	5,13,408	6,09,105	3,65,293
" Sind	—	—	—	—	—	47,017	68,316	92,263	99,368	1,86,076
" Madras	—	—	—	—	—	12,17,932	13,04,030	10,38,488	14,68,611	13,22,531
" Burma	—	—	—	—	—	42,256	73,054	24,622	3,934	16,253
TOTAL	—	—	—	—	—	22,89,352	23,97,624	35,87,425	36,77,347	37,10,220
Dyeing and Tanning Substances—										
<i>Barks for tanning (III. E)—</i>										
United Kingdom	24	225	1,250	1,037	1,582	25,153
Ceylon	3,120	2,950	5,856	5,929	7,580	13,896	16,123	34,774	34,640	54,751
Hongkong	250	7,517
Other British Possessions	129	27	16	12	25	971	280	895	84	199
TOTAL BRITISH EMPIRE	3,273	2,977	5,872	6,166	9,105	15,904	16,403	35,669	36,306	67,620
Germany	..	1	585	..	3	13,216
France	200	3,744
Italy	61	1,254
Japan	150	3,997
Other Foreign Countries	5	..	6	5	..	85	..	40	120	..
TOTAL FOREIGN COUNTRIES	5	1	6	5	996	85	3	40	120	22,211
<i>Share of Bombay</i>	13	3	36	5	261	707	33	1,425	120	6,226
" Madras	3,265	2,975	5,836	6,166	7,437	15,222	16,373	34,174	36,306	49,034
" Burma	6	..	2,403	40	..	55,571
TOTAL	3,278	2,978	5,878	6,171	10,101	15,989	16,406	35,709	36,426	109,831
Orch and Gambier (III. E)—										
United Kingdom	23,145	26,777	30,562	37,654	24,982	4,63,033	5,37,260	6,43,193	9,89,942	5,24,939
Aden and Dependencies	20	23	13	22	7	810	1,340	710	1,390	295
Mesopotamia	15	9	7	10	1	1,015	525	733	755	100
Ceylon	438	705	587	707	823	13,075	21,831	17,378	36,008	24,163
Straits Settlements (including Labuan)	86	84	113	232	89	2,201	2,775	3,651	7,619	2,445
Hongkong	419	205	..	253	263	6,931	6,301	..	7,864	3,223
Natal	23	7	32	111	14	925	220	1,210	3,103	475
Canada—										
Via Atlantic Coast	24	100	1,841	..
New South Wales	25	120	1,977	3,709	..
Australian Commonwealth (Total)	25	120	1,977	3,709	..
Fiji Islands	8	13	13	32	65	275	785	1,183	1,446	2,403
Other British Possessions	5	17	27	48	7	209	857	1,623	1,859	7,288
TOTAL BRITISH EMPIRE	24,164	27,840	31,339	39,239	26,256	4,83,475	5,71,694	6,71,663	10,55,541	5,63,336
Germany	1,315	2,153	2,433	2,147	2,022	24,967	40,477	47,034	51,634	50,102
Netherlands	1,970	4,490	5,433	4,900	3,647	42,860	93,354	1,31,321	1,34,549	81,813

(a) Shown as a Foreign Country from 1923-24.

No. 14—continued

ARTICLES, AND COUNTRIES OF FINAL DESTINATION; ALSO SHARE OF EACH PROVINCE	QUANTITY					VALUE				
	1922-23	1923-24	1924-25	1925-26	1926-27	1922-23	1923-24	1924-25	1925-26	1926-27
	Cwts.	Cwts.	Cwts.	Cwts.	Cwts.	R	R	R	R	R
Dyeing and Tanning Substances—continued										
<i>Outch and Gambier (III F)</i> —continued										
Belgium	550	300	450	1,220	364	10,894	5,158	6,351	31,574	5,485
France	5,856	6,106	7,271	5,827	3,650	1,00,474	1,15,000	1,51,592	1,43,215	79,710
Spain	100	100	..	230	50	2,200	2,400	..	7,126	921
Italy	550	2,053	1,375	875	..	11,812	43,947	32,083	18,408
Portugal	200	4,296
Japan	2	301	1,521	1,104	550	55	5,247	22,697	21,349	19,226
Egypt (a)	—	38	..	—	1,320	..
United States of America—										
<i>Via Atlantic Coast</i>	4,850	4,801	2,995	3,635	2,678	81,684	1,01,521	60,023	89,340	51,115
" <i>Pacific</i> "	300	200	5,700	3,800
Dutch Guiana	14	61	8	745	2,720	248
Other Foreign Countries	21	15	1	21	19	631	865	75	1,170	755
TOTAL FOREIGN COUNTRIES	15,164	19,013	22,176	20,533	12,319	2,73,761	3,20,702	4,66,485	5,27,112	3,01,623
<i>Share of Bengal</i>	3,565	7,246	5,243	9,123	6,350	76,449	1,45,312	1,24,837	2,15,123	1,44,151
" <i>Bombay</i>	91	36	66	132	18	5,665	3,337	3,760	4,126	820
" <i>Sind</i>	1	2	30	64	35	12
" <i>Madras</i>	38	22	54	12	39	1,294	319	2,162	690	1,765
" <i>Burma</i>	35,634	39,593	42,100	50,529	32,670	6,72,722	2,02,122	10,02,264	12,67,699	7,12,146
TOTAL	39,328	46,853	53,565	59,827	40,074	7,62,226	9,52,686	11,40,148	15,83,652	8,64,069
Indigo (III. E)—	Cwts.	Cwts.	Cwts.	Cwts.	Cwts.					
United Kingdom	760	700	472	342	267	2,15,042	2,45,946	1,74,546	55,128	78,240
Cyprus	92	85	116	22	21	48,924	25,122	53,497	12,168	6,206
Palestine	12	12	..	9	..	2,209	4,924	..	2,779	..
Aden and Dependencies	2	5	..	1,600	1,650	..
Mesopotamia	1,022	640	809	372	411	4,45,848	2,21,224	3,02,901	1,14,911	1,21,802
Ceylon	3	2	1,220	555
Egypt (a)	1,152	2,50,529
Other British Possessions	19
TOTAL BRITISH EMPIRE	2,119	1,527	1,400	764	611	11,69,292	5,17,455	5,20,944	2,17,174	2,05,716
Georgia	13	7	5,679	2,200
Germany	16	2,285
France	45	1	26	14	..	10,108	240	10,297	2,600	..
Italy	14	2	5,672	404
Greece	107	63	202	223	212	54,420	24,641	71,222	74,455	99,120
Turkey, European	23	26	5	55	17	11,220	10,160	1,920	12,608	5,201
Turkey, Asiatic	76	25	21	10	5	24,767	5,120	8,640	2,875	2,241
Syria	81	94	73	20	66	22,424	22,768	27,272	7,270	22,52
Armenia	25	49	3	..	5	11,008	12,797	1,220	..	1,72
Mashat Territory and Trucial Oman	11	22	2	5	3	2,784	11,240	1,120	1,200	54
Other Native States in Arabia	50	22	14	6	13	12,627	2,952	4,100	1,600	4,04
Peria	569	934	212	212	92	2,17,245	2,47,760	65,692	94,747	21,01
Japan	268	2,129	647	25	20	1,04,292	5,80,092	2,04,725	4,822	2,71
Egypt (a)	1,620	685	528	225	..	4,22,992	1,61,065	1,27,202	52,2
Tripoli	12	5,000
Tunis	58	26	24,254	2,000

(a) Shown as a Foreign Country from 1922-24-

GENERAL EXPORTS

INDIAN MERCHANDISE

(610)

No. 14—continued

ARTICLES, AND COUNTRIES OF FINAL DESTINATION; ALSO SHARE OF EACH PROVINCE	QUANTITY					VALUE				
	1922-23	1923-24	1924-25	1925-26	1926-27	1922-23	1923-24	1924-25	1925-26	1926-27
						R	R	R	R	R
Dyeing and Tanning Substances—continued										
<i>Indigo (XII. E)—continued</i>	Cwts.	Cwts.	Cwts.	Cwts.	Cwts.					
Other Foreign Countries	3	2	1,320
TOTAL FOREIGN COUNTRIES	1,416	5,175	1,908	1,253	777	5,25,221	14,85,874	5,61,492	3,42,034	2,11
<i>Share of Bengal</i>	<i>2,180</i>	<i>8,318</i>	<i>2,142</i>	<i>942</i>	<i>952</i>	<i>2,70,590</i>	<i>11,63,153</i>	<i>7,93,603</i>	<i>3,13,160</i>	<i>2,81</i>
" <i>Bombay</i>	<i>555</i>	<i>574</i>	<i>117</i>	<i>100</i>	<i>64</i>	<i>1,87,810</i>	<i>1,86,088</i>	<i>37,236</i>	<i>26,467</i>	<i>71</i>
" <i>Sind</i>	<i>65</i>	<i>68</i>	<i>15</i>	<i>13</i>	<i>4</i>	<i>16,176</i>	<i>10,900</i>	<i>2,350</i>	<i>2,975</i>	<i>126</i>
" <i>Madras</i>	<i>1,735</i>	<i>2,744</i>	<i>1,034</i>	<i>951</i>	<i>568</i>	<i>5,19,908</i>	<i>6,43,183</i>	<i>2,69,342</i>	<i>2,16,606</i>	<i>1,26</i>
TOTAL.	4,535	6,702	3,308	2,017	1,588	16,94,483	20,08,329	10,92,436	5,59,208	4,23
Myrobalsams (XIII. E)—	Cwts.	Cwts.	Cwts.	Cwts.	Cwts.					
United Kingdom	633,576	538,164	653,725	478,931	674,765	34,25,999	33,52,226	37,42,132	32,78,363	39,37,
Mesopotamia	42	328	461	555	3,915	4
Ceylon	5	192	2,679	1,923	2,105	14	737	11,278	16,065	13,
Straits Settlements (including Labuan)	183	98	268	304	445	645	587	1,546	3,136	3,
Hongkong	5,369	6,403	7,642	2,937	1,676	15,734	20,789	41,648	19,928	10,
Egypt*	170	2,986
Cape of Good Hope	2,059	3,100	2,200	1,998	3,797	16,742	17,824	14,248	14,598	27,1
Natal	7	7	2	5	644	90	115	30	111	5,1
Western Australia	100	600
South Australia (including Northern Territory)	1,020	600	100	580	2,000	9,020	3,600	500	3,650	12,0
Victoria	9,988	16,600	7,000	17,230	15,933	73,292	96,825	50,500	1,06,432	97,1
New South Wales	6,875	7,599	3,600	3,899	4,400	51,167	46,467	19,750	52,404	20,4
Queensland	347	200	..	500	1,198	3,247	1,000	..	3,000	7,1
Australian Commonwealth (Total)	<i>13,230</i>	<i>25,099</i>	<i>10,700</i>	<i>27,209</i>	<i>22,631</i>	<i>1,36,726</i>	<i>1,43,492</i>	<i>70,760</i>	<i>1,65,486</i>	<i>1,42,7</i>
Other British Possessions	33	93	25	54	16	366	1,158	336	588	1
TOTAL BRITISH EMPIRE	665,682	623,151	677,283	513,739	707,500	35,99,302	35,41,928	38,92,525	35,01,890	41,46,1
Sweden	1,000	8,000	10,028	..	9,000	8,052	48,000	58,262	..	87,0
Norway	3	..	1,700	12	..	15,200
Germany	242,908	143,932	165,194	81,759	130,772	13,87,627	8,54,697	10,47,069	6,80,449	9,40,6
Netherlands	11,001	14,359	34,308	22,052	55,556	61,400	83,081	2,60,541	2,18,098	4,29,0
Belgium	67,901	62,080	71,413	44,427	60,902	3,66,333	3,07,331	4,49,231	3,70,002	4,10,3
France	93,220	102,993	113,448	67,162	91,058	5,65,651	6,53,188	7,59,231	5,02,080	5,74,6
Spain	4,500	6,012	505	24,003	48,100	3,4
Italy	7,757	10,969	10,033	200	1,800	47,837	1,06,511	78,625	1,800	12,21
Austria	1,001	500	..	501	..	7,007	3,003	..	3,50
Greece	700	5,950
Persia	9	12	12	102	2	155	124	215	1,043	1
Siam	30	104	69	173	117	450	2,065	772	2,080	1,56
China (exclusive of Hongkong and Macao)	2,280	2,609	2,197	5,863	5,301	13,283	16,263	15,391	48,817	32,32
Japan	10,400	15,590	23,484	23,062	20,795	40,569	69,193	1,38,017	1,66,253	1,84,34
Egypt*	2,127	16	1,783	11,503	300	3,58
Madagascar	200	2,000
United States of America—										
<i>Via Atlantic Coast</i>	<i>333,356</i>	<i>326,390</i>	<i>227,534</i>	<i>232,995</i>	<i>285,584</i>	<i>12,83,756</i>	<i>14,87,674</i>	<i>12,20,431</i>	<i>18,79,379</i>	<i>13,68,29</i>
" <i>Pacific</i>	<i>..</i>	<i>..</i>	<i>1</i>	<i>..</i>	<i>..</i>	<i>..</i>	<i>7</i>	<i>20</i>	<i>..</i>	<i>..</i>
Cuba	300	2,70
Other Foreign Countries	6	179	28	2	57	76	1,198	525	31	49
TOTAL FOREIGN COUNTRIES	775,077	701,400	662,076	523,313	670,133	38,01,210	37,20,494	40,53,035	33,70,332	40,03,10
<i>Share of Bengal</i>	<i>761,613</i>	<i>660,335</i>	<i>410,623</i>	<i>412,121</i>	<i>501,619</i>	<i>41,63,932</i>	<i>32,29,922</i>	<i>30,92,973</i>	<i>34,61,551</i>	<i>37,27,376</i>
" <i>Bombay</i>	<i>653,334</i>	<i>636,611</i>	<i>377,340</i>	<i>564,525</i>	<i>744,365</i>	<i>31,69,253</i>	<i>32,92,029</i>	<i>47,54,651</i>	<i>35,39,322</i>	<i>39,52,131</i>
" <i>Sind</i>	<i>..</i>	<i>..</i>	<i>60</i>	<i>..</i>	<i>..</i>	<i>..</i>	<i>..</i>	<i>1,000</i>	<i>..</i>	<i>..</i>
" <i>Madras</i>	<i>26,763</i>	<i>27,304</i>	<i>51,331</i>	<i>63,751</i>	<i>126,039</i>	<i>62,272</i>	<i>30,471</i>	<i>1,76,937</i>	<i>3,71,049</i>	<i>4,64,733</i>
TOTAL	1,440,759	1,324,751	1,339,359	1,042,557	1,377,633	74,00,512	72,62,422	79,35,561	73,72,222	81,54,302

* Shown as a Foreign Country from 1923-24.

No. 14—continued

ARTICLES AND COUNTRIES OF FINAL DESTINATION; ALSO SHARE OF EACH PROVINCE	QUANTITY					VALUE				
	1922-23	1923-24	1924-25	1925-26	1926-27	1922-23	1923-24	1924-25	1925-26	1926-27
yeing and Tanning sub- stances—continued										
<i>Myrobalan extracts</i> (III. E)—	Cwts.	Cwts.	Cwts.	Cwts.	Cwts.	R	R	R	R	R
United Kingdom	33,902	36,429	22,778	18,316	18,113	4,71,160	5,04,149	2,96,031	2,32,641	2,37,124
Hongkong	400	48	5,094	606
Cape of Good Hope	1,972	1,673	1,444	1,225	6,155	26,934	23,681	12,451	24,557	73,264
Natal	280	40	40	175	667	3,022	510	310	2,358	3,408
Canada— Via Atlantic Coast	358	696	..	398	..	4,500	5,971	..	5,036
Western Australia South Australia (including Northern Territory)	888	1,295	651	219	105	11,274	16,616	8,373	3,805	1,377
Victoria	1,206	265	495	351	500	18,379	3,372	6,217	4,457	7,143
Tasmania	40	510
New South Wales Queensland Australian Commonwealth (Total)	4,936	2,515	2,463	506	1,508	72,331	37,626	21,425	6,512	19,266
New Zealand (including Nihoa and British Samoa)	7,163	4,162	3,750	1,076	2,222	1,03,766	58,729	47,313	13,776	32,340
212	20	224	..	222	2,749	340	3,857	2,222
TOTAL BRITISH EMPIRE	43,929	42,730	29,932	21,492	27,780	6,12,634	5,92,776	3,74,553	2,73,206	2,60,170
Finland	109	2,543
Sweden	300	..	707	392	401	3,325	..	10,208	4,006	5,127
Norway	101	1,292
Denmark	978	400	483	..	380	14,267	5,120	6,229	..	4,339
Germany	6,386	4,186	2,618	2,058	5,177	82,227	53,370	33,267	33,872	65,914
Netherlands	300	381	100	3,898	4,660	1,278
Belgium	2,060	3,097	1,191	375	506	26,992	39,545	15,896	4,667	6,384
France	2,110	3,800	3,082	3,552	2,597	27,323	47,316	59,312	46,416	24,181
Spain	505	601	6,440	7,668
Italy	642	2,524	2,101	930	..	8,532	32,336	26,601	11,967	..
China (exclusive of Hong- kong and Macao)	601	868	8,814	11,058
Japan	248	..	22	3,295	..	463	..
United States of America— Via Atlantic Coast	3,973	4,063	1,242	765	915	50,779	50,542	15,822	9,761	11,866
TOTAL FOREIGN COUNTRIES	16,959	19,614	12,687	9,075	10,376	2,20,435	2,48,006	1,61,921	1,16,214	1,23,166
Share of Bengal	60,888	62,344	42,619	30,562	33,156	8,34,069	8,40,781	5,36,464	3,49,322	4,33,347
.. .. Bombay	100	..
TOTAL	60,888	62,344	42,619	30,562	33,156	8,34,069	8,40,781	5,36,464	3,49,322	4,33,347
Safflower (III. E)—	Cwts.	Cwts.	Cwts.	Cwts.	Cwts.					
Straits Settlement (including Labuan)	1,073	1,008	1,636	3,042	2,936	23,378	72,802	95,760	1,53,987	94,073
Hongkong	153	185	453	1,009	1,395	4,430	8,687	21,806	55,240	64,733
Other British Possessions	15	3	300	110
TOTAL BRITISH EMPIRE	1,241	2,093	2,288	4,051	4,334	31,158	81,489	1,17,566	2,10,227	1,59,018
Java	27	37	234	68	..	1,060	4,600	15,137	2,000
Siam	45	21	82	37	51	1,125	600	2,320	1,500	1,945
China (exclusive of Hong- kong and Macao)	23	1,053
Japan	99	44	89	354	113	3,360	1,950	4,027	15,750	3,410
TOTAL FOREIGN COUNTRIES	144	92	231	625	232	4,485	3,600	12,600	25,287	7,465
Share of Bengal	1,385	2,185	2,519	4,576	4,566	35,643	85,039	1,30,068	2,74,014	1,66,303
Turmeric (III. E)—	Cwts.	Cwts.	Cwts.	Cwts.	Cwts.					
United Kingdom	2,872	6,664	12,850	12,058	5,739	57,096	1,42,327	3,98,540	2,47,533	75,596
Palestine	25	101	49	1,025	2,000	892
Adan and Dependencies	3,974	1,045	3,823	5,021	4,794	1,20,145	64,840	1,40,398	1,46,533	1,19,661
Mesopotamia	1,849	3,705	5,533	10,117	3,408	42,669	1,20,945	1,80,965	2,87,050	1,06,064
Bahrain Islands	467	1,112	1,149	799	930	11,494	45,926	55,477	28,539	34,432
Ceylon	7,851	7,779	7,713	8,791	9,028	1,69,651	2,30,649	2,56,568	1,27,673	81,722
Straits Settlements (including Labuan)	9,727	5,103	8,275	17,785	14,602	1,94,627	1,58,154	2,87,021	2,42,507	1,44,746
Federated Malay States	46	116	117	289	264	640	4,110	3,872	5,063	2,641
Hongkong	234	114	25	25	51	3,854	5,166	1,200	670	680
Egypt*	402	6,234
Cape of Good Hope	106	114	728	727	1,479	2,792	2,445	29,568	20,170	27,916
Natal	1,532	1,543	1,657	1,946	2,037	78,339	87,795	1,08,368	1,06,256	1,07,714
Zanzibar and Pemba	570	711	834	816	924	15,712	20,260	25,551	24,239	27,310
Kenya Colony	375	431	618	676	607	11,159	12,648	22,664	22,400	20,448
Tanganyika Territory	166	169	294	338	315	4,335	4,656	8,722	10,200	10,187
Anglo-Egyptian Sudan	51	23	52	98	22	1,970	1,240	2,295	2,944	420
Mauritius and Dependencies	1,719	2,222	1,125	2,611	1,470	61,598	1,07,524	51,997	1,12,874	51,977
British West India Islands	20	19	67	74	106	736	944	2,440	1,100	1,700
British Guiana	3	90	315	400	226	50	3,925	9,549	7,651	2,020
South Australia (including Northern Territory)	30	10	..	50	157	600	409	..	1,082	2,512

*Shown as a Foreign Country from 1923-24.

GENERAL EXPORTS

INDIAN MERCHANDISE

(612)

No. 14—continued

ARTICLES AND COUNTRIES OF FINAL DESTINATION; ALSO SHARE OF EACH PROVINCE	QUANTITY					VALUE				
	1922-23	1923-24	1924-25	1925-26	1926-27	1922-23	1923-24	1924-25	1925-26	1926-27
	Cwts.	Cwts.	Cwts.	Cwts.	Cwts.	R	R	R	R	R
Dyeing and Tanning Substances—continued										
<i>Turmeric (III. E)—continued</i>										
Victoria	203	120	44	329	308	5,054	5,238	1,117	8,847	4,1
New South Wales	62	20	85	595	125	1,704	818	1,991	13,886	1,7
<i>Australian Commonwealth (Total)</i>	265	140	127	974	600	7,058	6,456	3,108	23,815	6,1
New Zealand	..	5	30	27	50	..	125	975	977	1,7
Fiji Islands	40	56	34	88	51	901	2,742	1,380	2,083	1,1
Other British Possessions	10	25	18	13	45	199	475	370	446	1,1
TOTAL BRITISH EMPIRE	32,309	32,196	45,452	68,869	46,880	7,92,154	10,96,469	15,50,826	15,83,784	8,22,4
Russia—										
Southern Russia	294	9,416
Georgia	425	556	6,072	6,0
Germany	100	..	905	2,034	1,638	1,600	..	30,649	37,878	20,7
Netherlands	..	75	50	3,000	1,800
Belgium	200	700	1,000	1,520	300	5,454	19,640	35,932	28,179	2,5
France	1,650	4,154	4,899	11,177	5,226	15,089	90,884	1,26,058	2,34,418	66,3
Italy	..	295	778	1,119	202	..	9,135	22,916	23,157	2,4
Austria	89	21	3,887	630	..
Turkey, European	15	58	..	450	2,012	..
Syria	62	55	258	206	220	2,950	1,588	13,033	3,630	6,1
Armenia	..	66	228	..	32	..	3,150	7,905	..	1
Nasat Territory and Trucial Oman	991	1,290	1,742	1,888	1,285	22,039	42,544	71,989	69,252	41,9
Other Native States in Arabia	1,041	866	899	1,205	832	26,239	33,892	40,940	54,825	28,0
Persia	1,458	4,637	5,209	13,725	7,337	33,595	1,50,344	1,58,334	4,02,368	2,14,1
Honjam Islands	27	2,1
Japan	403	235	2	5	..	7,312	1,6
Egypt (a)	..	1,113	1,337	1,702	1,578	..	34,599	35,140	39,002	22,7
Tripoli	311	400	100	10,736	11,300	1,1
Portuguese East Africa	247	278	472	375	290	8,196	9,959	20,420	13,580	10,1
Madagascar	5	8	23	38	19	175	226	796	1,240	2
Italian East Africa (Somaliland and Eritrea)	5	11	18	37	6	162	329	630	1,356	1
United States of America—										
Via Atlantic Coast	8,991	4,276	7,594	8,456	2,704	75,035	67,720	1,58,913	2,48,183	43,6
.. Pacific	2	40	..	120	7
Other Foreign Countries	56	61	38	19	42	994	1,270	1,234	693	7
TOTAL FOREIGN COUNTRIES	9,821	17,887	25,689	44,803	22,684	1,91,980	4,67,850	7,54,778	11,89,867	4,78,1
<i>Share of Bengal</i>										
Bombay	8,502	2,557	4,901	4,009	2,593	1,74,260	1,09,099	1,36,019	74,418	32,3
Sind	16,655	25,139	38,948	68,612	36,886	4,93,612	3,53,379	13,26,431	21,02,191	9,75,3
Madras	139	123	161	150	144	3,367	4,330	4,331	3,104	3,3
Burma	15,033	22,076	38,774	35,929	29,793	2,84,212	5,93,462	7,81,130	6,36,378	2,82,1
..	1,401	183	309	73	123	22,693	3,529	9,193	1,580	1,3
TOTAL	42,130	50,083	71,091	168,872	69,544	9,84,134	15,64,349	23,07,104	27,23,671	12,95,6
<i>Other sorts (including Indigo) (III. E)—</i>										
United Kingdom	5,689	6,028	4,064	5,852	2,448	51,725	59,457	82,023	49,183	17,1
Palestine	12	164	78	2,000	10,315	2,3
Aden and Dependencies	15	18	17	32	..	615	605	860	1,333	..
Mesopotamia	3,318	2,995	4,966	2,886	2,047	40,867	44,085	71,816	41,068	28,1
Ceylon	135	1,292	198	208	461	3,083	8,843	2,299	1,781	3,1
Straits Settlements (including Labuan)	60	55	29	56	56	2,993	2,490	847	718	8
Hongkong	4,152	1,684	2,470	..	1,423	33,633	13,538	21,110	..	10,5
Egypt (a)	1,129	29,222
Anglo-Egyptian Sudan	22	178	147	114	12	540	6,354	5,325	2,270	2
Other British Possessions	5	9	3	29	43	485	252	68	364	6
TOTAL BRITISH EMPIRE	14,525	12,259	11,906	9,141	6,573	1,63,116	1,35,629	1,86,348	1,07,482	63,9
Norway	..	204	1,737
Denmark	101	100	3,726	1,6
Germany	1,958	3,152	7,514	3,022	3,877	3,858	14,005	35,938	18,562	21,5
Netherlands	120	256	108	11,050	16,140	11,3
Belgium	198	14	917	2,775	80	5,6
France	772	352	526	1,035	1,200	3,880	11,757	3,732	5,099	6,4
Italy	117	780	323	20	..	2,116	6,622	6,623	1,050	..
Turkey, European	578	1,147	1,003	2,414	2,517	22,673	96,065	60,180	1,19,890	1,10,4

(a) Shown as a Foreign Country from 1923-24.

ARTICLES, AND COUNTRIES OF FINAL DESTINATION; ALSO SHARE OF EACH PROVINCE

	QUANTITY					VALUE				
	1922-23	1923-24	1924-25	1925-26	1926-27	1922-23	1923-24	1924-25	1925-26	1926-27
Dyeing and Tanning Substances—continued						R	R	R	R	R
<i>Other sorts (including Loo-ayse) (ILL. E)—continued</i>	Cwts.	Cwts.	Cwts.	Cwts.	Cwts.					
Syria	505	639	362	1,307	810	20,780	45,800	18,400	78,467	40,925
Smyrna	75	34	123	6,500	1,250	3,470
Perth	12	227	87	102	2,671	376
Siam	92	15,125
Japan	250	145	..	4	73	1,786	1,358	..	27	600
Egypt (a)	..	1,551	1,230	581	744	..	56,622	53,340	17,940	25,320
United States America— Via Atlantic Coast	604	867	198	..	149	9,715	63,666	17,379	..	3,657
Other Foreign Countries	23	23	..	22	3	320	420	..	385	264
TOTAL FOREIGN COUNTRIES	5,004	8,068	11,794	9,529	10,468	72,912	2,12,306	2,08,504	2,65,117	2,80,642
<i>Share of Bengal</i>	<i>5,070</i>	<i>4,407</i>	<i>3,784</i>	<i>1,643</i>	<i>3,242</i>	<i>45,751</i>	<i>25,748</i>	<i>21,750</i>	<i>12,496</i>	<i>26,799</i>
.. Bombay	2,659	3,623	3,378	6,865	6,465	79,694	2,10,793	1,47,825	9,46,621	1,94,370
.. Sind	3,795	3,334	5,160	3,394	2,125	50,267	45,769	74,823	67,963	36,699
.. Madras	7,619	9,843	11,353	6,652	6,353	29,763	1,39,828	1,46,379	68,669	42,392
.. Burma	485	120	22	..	36	2,321	17,403	840	25	663
TOTAL	19,629	21,227	28,700	18,664	17,231	2,36,031	4,48,935	3,04,042	6,73,500	2,93,026
Total Dyeing and Tanning Substances—	Cwts.	Cwts.	Cwts.	Cwts.	Cwts.					
United Kingdom	704,977	664,852	725,452	553,223	727,064	47,36,001	48,62,365	53,36,486	49,64,361	46,02,916
Cyprus	93	85	118	33	31	40,984	35,182	58,407	12,168	8,306
Palestine	18	21	37	274	128	8,209	5,074	3,025	16,074	2,032
Aden and Dependencies	4,013	1,988	3,374	5,197	4,807	1,22,078	60,824	1,42,610	1,81,056	1,14,016
Mesopotamia	6,265	7,349	11,360	13,713	6,323	3,30,309	2,06,939	5,87,325	4,47,009	2,60,723
Bahrain Islands	468	1,112	1,149	818	971	11,574	45,926	55,477	59,873	35,010
Ceylon	11,549	12,918	17,092	17,561	20,063	1,99,669	2,23,207	3,22,207	2,17,377	1,77,745
Straits Settlements (including Labuan)	11,208	7,268	10,525	21,481	18,242	2,27,817	2,27,068	3,46,624	4,39,021	2,46,301
Federated Malay States	46	116	117	389	266	940	4,110	8,872	6,038	2,753
Hongkong	11,227	8,039	10,500	4,234	5,063	69,726	55,087	38,764	33,602	31,736
Egypt (a)	2,869	3,50,574
Cape of Good Hope	4,737	4,887	4,370	4,650	11,431	46,468	45,150	62,267	59,025	1,24,080
Natal	1,847	1,597	1,751	2,333	3,932	33,276	33,640	1,05,116	1,11,769	1,22,133
Zanzibar and Pemba	571	752	896	824	924	15,752	20,720	23,051	24,639	27,310
Kenya Colony	384	442	622	683	610	11,259	13,325	22,776	22,740	20,483
Tanganyika Territory	167	169	294	338	315	4,855	4,656	6,722	10,290	20,187
Anglo-Egyptian Sudan	73	201	199	212	34	2,510	7,694	7,620	6,224	680
Mauritius and Dependencies	1,729	2,354	1,138	2,615	1,472	62,003	1,08,070	52,449	1,12,936	51,700
Canada— Via Atlantic Coast	3	258	696	100	395	12	4,560	3,871	1,841	5,026
British West India Islands	21	35	84	67	111	766	1,430	3,283	1,407	1,308
British Guiana	7	100	324	429	226	229	4,854	10,008	5,300	2,602
Western Australia	838	1,395	651	219	106	11,374	17,218	6,375	2,305	1,377
South Australia (including Northern Territory)	1,133	697	100	633	2,187	11,602	5,124	500	4,882	14,767
Victoria	11,397	16,987	7,539	17,910	16,801	96,725	1,05,485	57,884	1,19,736	1,08,416
Tasmania	40	510
New South Wales	11,373	10,134	6,171	10,120	6,023	1,25,202	84,911	56,143	76,512	47,416
Queensland	347	209	141	500	1,186	3,247	1,000	1,796	3,000	7,130
Australian Commonwealth (Total)	25,623	29,473	14,802	29,393	26,269	2,42,150	2,12,746	1,22,643	2,06,935	1,79,866
New Zealand (including Nauru and British Samoa)	212	25	254	27	272	2,749	446	2,832	977	4,524
Fiji Islands	60	76	54	127	123	1,356	3,833	2,609	3,638	3,633
Other British Possessions	10	16	13	37	45	199	225	370	1,156	1,105
TOTAL BRITISH EMPIRE	783,242	744,773	805,522	653,511	829,239	68,72,007	65,54,042	73,49,574	69,64,562	69,97,476
Russia—										
Southern Russia	204	9,416
Finland	199	2,543
Georgia	438	563	11,751	8,372
Sweden	1,306	3,000	10,825	392	9,401	11,377	43,000	68,464	4,998	92,127
Norway	6	204	1,700	..	191	97	1,737	15,200	..	1,292
Denmark	973	400	483	101	420	14,267	5,120	6,229	2,726	6,333
Germany	252,667	153,426	173,686	91,639	144,126	15,06,279	9,02,552	11,97,342	9,22,106	11,12,219
Netherlands	12,971	18,924	40,216	27,459	59,511	1,04,280	1,79,935	4,09,150	3,72,647	5,23,307
Belgium	70,909	66,803	74,054	47,542	66,299	4,12,443	4,31,751	5,09,710	4,24,822	4,30,499
France	103,653	117,415	123,754	88,767	109,331	7,22,525	9,13,615	10,30,622	9,32,923	7,53,396
Spain	5,106	6,753	..	220	555	32,643	58,833	..	7,126	2,221
Portugal	290	4,296

(a) Shown as a Foreign Country from 1923-24.

GENERAL EXPORTS

INDIAN MERCHANDISE

(614)

No. 14—continued

ARTICLES AND COUNTRIES OF FINAL DESTINATION; ALSO SHARE OF EACH PROVINCE	QUANTITY					VALUE				
	1922-23	1923-24	1924-25	1925-26	1926-27	1922-23	1923-24	1924-25	1925-26	1926-27
Dyeing and Tanning Substances—concluded										
Total Dyeing and Tanning Substances—continued	Cwts.	Cwts.	Cwts.	Cwts.	Cwts.	R	R	R	R	R
Italy	8,516	21,118	15,788	3,658	2,940	58,535	1,05,459	1,85,062	76,453	34,78
Austria	--	1,001	589	21	501	--	7,007	6,890	630	3,50
Greece	107	763	202	239	312	54,420	30,591	71,283	74,870	99,12
Turkey, European	616	1,173	1,008	2,627	2,534	34,403	1,06,225	62,100	1,35,510	1,15,78
Turkey, Asiatic	78	25	21	10	5	34,767	5,130	8,640	2,875	2,24
Syria	648	801	619	2,033	1,099	57,154	81,481	54,355	94,907	70,87
Smyrna	3	--	75	34	123	1,320	--	6,500	1,250	3,47
Armenia	65	115	231	--	37	11,908	21,947	9,185	--	2,08
Mascat Territory and Trucial Oman	1,004	1,342	1,759	1,893	1,239	25,321	53,784	73,359	70,087	42,50
Other Native States in Arabia	1,118	902	920	1,217	859	45,266	43,140	45,205	56,530	32,461
Persia	2,036	5,683	5,455	14,867	7,469	2,51,697	4,98,223	2,24,433	5,00,954	2,36,311
Honjam Island	--	--	--	--	27	--	--	--	--	2,161
Java	42	30	43	240	174	558	1,190	4,840	15,449	2,411
Sum	87	295	164	222	188	1,675	18,252	4,046	8,737	3,901
China (exclusive of Hong-kong and Macao)	2,231	3,318	3,113	6,881	5,321	13,325	25,447	23,127	48,977	33,081
Japan	11,119	18,512	25,741	24,982	21,946	1,50,065	6,70,146	3,04,476	2,28,987	1,61,221
Egypt (a)	--	4,447	5,379	2,925	4,330	--	5,14,956	2,61,051	1,85,785	1,10,081
Tripoli	--	13	311	400	100	--	5,000	10,736	11,300	1,301
Tunis	58	26	--	--	--	24,264	8,000	--	--	--
Portuguese East Africa	247	282	479	375	334	8,196	10,084	20,545	13,580	10,471
Madagascar	205	8	23	38	19	2,175	225	796	1,240	257
Italian East Africa (Somaliland and Eritrea)	--	11	18	37	6	--	329	630	1,356	150
United States of America—										
7th Atlantic Coast	347,240	340,397	239,568	205,871	292,025	15,00,465	17,41,059	14,78,679	22,26,502	14,78,391
" Pacific "	300	202	1	--	40	5,700	8,927	20	--	792
Cuba	--	--	--	--	300	--	--	--	--	2,700
Dutch Guiana	--	16	--	61	10	--	855	--	2,731	283
Other Foreign Countries	27	--	4	30	10	819	--	755	960	100
TOTAL FOREIGN COUNTRIES	823,590	772,355	736,517	614,640	729,654	50,90,090	66,19,955	62,22,846	63,46,202	53,84,834
Share of Bengal	343,602	742,391	471,946	463,076	562,508	63,03,744	62,69,607	48,95,607	47,42,054	48,56,354
" Bombay	673,367	666,036	917,881	640,350	788,576	39,36,746	45,46,164	62,70,658	59,84,416	51,45,644
" Sind	3,909	3,426	5,378	3,472	3,202	69,789	61,510	33,624	54,072	32,571
" Madras	53,444	65,464	98,387	115,761	169,239	9,42,326	14,73,596	13,94,014	12,26,128	9,61,179
" Burma	37,520	39,311	48,447	50,693	36,257	7,09,992	8,33,120	10,19,517	13,64,214	7,76,533
TOTAL	1,611,832	1,517,128	1,542,089	1,278,151	1,558,893	1,19,63,097	1,31,73,097	1,35,72,420	1,33,10,834	1,17,72,311
Earthenware and porcelain (including pipes of earthenware) (L.I. B.)—										
United Kingdom	--	--	--	--	--	7,274	15,394	11,971	13,595	4,081
Aden and Dependencies	--	--	--	--	--	20,617	12,890	9,121	16,700	17,235
Maldives	--	--	--	--	--	187	2,569	1,325	712	1,145
Mesopotamia]	--	--	--	--	--	11,795	225	7	--	11,278
Bahrain Islands	--	--	--	--	--	20	1,600	1,924	550	--
Ceylon	--	--	--	--	--	25,487	26,404	23,087	39,764	37,315
Straits Settlements (including Labuan)	--	--	--	--	--	3,717	1,407	2,930	2,815	2,831
Federated Malay States	--	--	--	--	--	287	--	370	--	2,341
Mauritius and Dependencies	--	--	--	--	--	272	1,550	3,365	275	171
Other British Possessions	--	--	--	--	--	2,209	468	1,295	1,270	294
TOTAL BRITISH EMPIRE	--	--	--	--	--	71,865	62,507	61,295	77,681	76,694

(a) Shown as a Foreign Country from 1923-24.

ARTICLES AND COUNTRIES OF FINAL DESTINATION; ALSO SHARE OF EACH PROVINCE	QUANTITY					VALUE				
	1922-23	1923-24	1924-25	1925-26	1926-27	1922-23	1923-24	1924-25	1925-26	1926-27
Earthenware and porcelain (including pipes of earthenware) (III. B) — continued						R	R	R	R	R
Egypt (a)	—	—	—	—	—	—	—	—	9,727	1,000
Other Foreign Countries	—	—	—	—	—	1,062	1,618	2,021	2,404	2,721
TOTAL FOREIGN COUNTRIES	—	—	—	—	—	1,062	1,618	2,021	12,131	3,721
Share of Bengal	—	—	—	—	—	6,273	6,072	7,764	22,223	6,437
" Bombay	—	—	—	—	—	24,909	19,437	17,212	21,133	39,630
" Sind	—	—	—	—	—	667	3,162	1,024	444	271
" Madras	—	—	—	—	—	21,175	34,451	36,651	66,122	49,741
" Burma	—	—	—	—	—	242	622	1,732	250	2,228
TOTAL	—	—	—	—	—	72,847	64,125	63,216	89,812	89,012
Feathers (II. S)—	Lbs.	Lbs.	Lbs.	Lbs.	Lbs.					
United Kingdom	7,840	2	2,500	7	10
Hongkong	18,286	22,566	37,020	31,738	..	2,900	12,432	10,702	7,775
Other British Possessions	1,341	340	360	600	92	20
TOTAL BRITISH EMPIRE	7,840	18,290	22,907	37,040	32,096	2,500	2,907	12,032	10,794	7,825
TOTAL FOREIGN COUNTRIES	936	20
Share of Bengal	672	60
" Burma	7,840	17,618	22,910	37,040	31,932	2,500	2,937	12,023	10,784	7,825
TOTAL	7,840	18,290	22,907	37,040	33,032	2,500	2,997	12,032	10,794	7,845
Fibre for Brushes and Brooms (II. S)—	Tons	Tons	Tons	Tons	Tons					
United Kingdom	530	945	939	1,021	918	2,49,857	3,08,527	4,28,859	4,14,269	3,53,027
Aden and Dependencies	18	150	2,000	..
Mesopotamia	15	2,346
Ceylon	5	83	7	..	18	1,867	22,084	2,069	..	1,020
Cape of Good Hope	1	4	3	1	..	400	1,541	1,019	200	..
Natal	2	2	9	2	60	280	1,102	2,720	522
Canada— Via Atlantic Coast	1	..	1	1	1	221	..	600	200	406
" Pacific "	1	270
Western Australia	1	1	490	515	60	..	622
South Australia (including Northern Territory)	3	2	1	4	4	1,250	2,100	985	1,250	1,670
Victoria	3	7	2	12	12	1,600	4,727	1,905	9,205	7,090
New South Wales	22	30	41	42	59	22,640	24,421	22,202	21,055	21,055
Queensland	2	1	5	257	..	450	940	2,122
Australian Commonwealth (Total)	41	45	44	61	77	26,227	31,772	23,262	42,222	42,222
New Zealand (including Niuru and British Samoa)	4	21	7	19	20	2,400	11,904	4,125	9,200	5,400
Other British Possessions	1	..	1	264	21	204	..	27
TOTAL BRITISH EMPIRE	538	1,101	1,004	1,120	1,061	2,51,606	4,78,000	4,71,275	4,74,444	4,16,255
Norway	30	10	20	11,012	4,000	21,000
Sweden	8	1,400	..
Denmark	25	10	52	37	119	9,460	4,021	20,922	12,559	42,222
Germany	1,159	1,274	1,322	976	1,202	4,26,161	4,00,277	4,90,591	2,72,522	4,22,271
Netherlands	427	570	549	472	640	1,67,477	2,67,522	2,56,227	2,07,211	2,21,005
Belgium	225	1,079	1,571	1,207	1,624	2,51,622	4,52,257	6,52,012	5,19,206	6,22,204
France	95	56	229	124	204	22,172	20,222	92,015	75,202	74,204
Spain	3	2	2	1,120	712	600
Italy	21	27	55	62	60	11,254	12,212	20,400	21,022	24,472
Greece	10	..	10	2,222	..	2,012
Japan	422	522	597	202	242	1,70,127	2,27,444	4,42,267	2,42,202	2,02,222
United States of America— Via Atlantic Coast	551	1,014	272	404	522	2,29,054	4,49,224	1,42,202	1,22,222	2,07,222
" Pacific "	18	18	44	67	..	2,000	16,000	14,227	21,100
Other Foreign Countries	6	..	222	..	216
TOTAL FOREIGN COUNTRIES	2,545	4,576	4,700	4,206	5,202	14,15,051	19,99,260	21,24,129	17,44,015	21,19,062
Share of Bengal	2	2,000	..	3,000	272
" Bombay	12
" Madras	4,122	5,574	5,712	5,412	6,452	14,96,257	22,70,260	22,27,179	22,27,122	20,54,062
TOTAL	4,122	5,577	6,712	5,426	6,452	14,96,257	22,72,260	22,27,122	22,20,222	20,54,207

(a) Shown as a Foreign Country from 1922-24.

GENERAL EXPORTS

INDIAN MERCHANDISE

No 14—continued

ARTICLES, AND COUNTRIES OF FINAL DESTINATION; ALSO SHARE OF EACH PROVINCE	QUANTITY					VALUE				
	1922-23	1923-24	1924-25	1925-26	1926-27	1922-23	1923-24	1924-25	1925-26	1926-27
						R	R	R	R	R
Fireworks (III. V)—(a)										
TOTAL BRITISH EMPIRE	—	—	—	—	—	412	214	—	—	—
<i>Share of Madras</i>	—	—	—	—	—	412	214	—	—	—
Fish (excluding canned fish)— Fish, dry, unsalted (I. A)—	Cwts.	Cwts.	Cwts.	Cwts.	Cwts.					
United Kingdom	40	8	12,555	7,250	102	754	160	2,75,673	1,33,942	3,681
Mesopotamia	43	57	8	1,378	2,240	100
Ceylon	61,490	84,135	79,841	90,980	81,967	8,98,747	14,82,094	16,18,362	19,88,520	16,20,684
Straits Settlements (including Labuan)	221	408	180	1,017	602	6,712	18,766	5,913	17,656	20,080
Hongkong	517	17	280	21	19	15,635	380	8,345	1,080	771
Cape of Good Hope	31	2	..	6	3	1,650	100	..	290	150
Natal	1,124	884	879	824	652	54,016	48,195	46,054	38,497	28,468
Zanzibar and Pemba	..	25	10	62	91	..	650	275	1,493	2,050
Kenya Colony	2	22	48	45	36	75	831	2,082	2,440	864
Mauritius and Dependencies	7,986	2,830	2,913	3,404	2,069	2,36,951	80,575	82,962	93,013	62,255
Other British Possessions	23	26	17	37	8	425	473	440	719	254
TOTAL BRITISH EMPIRE	71,486	83,513	96,681	108,556	85,549	12,16,343	16,43,464	20,40,106	22,77,600	17,45,251
Native States in Arabia, other than Maskat Territory and Trucial Oman	55	71	91	3	114	1,885	3,790	4,990	120	6,250
Persia	36	6	..	6	..	1,275	200	..	200	..
Siem	38	113	184	112	43	1,791	4,153	6,701	5,054	1,320
China (exclusive of Hongkong and Macao)	79	3	160	1	..	1,750	88	2,200	50	..
Japan	..	1	56	..	20	1,697
Portuguese East Africa	137	354	303	405	320	3,419	12,688	8,869	12,951	9,105
Belgium	60	50	..	3	..	2,050	1,280	..	75	..
Other Foreign Countries	3	..	3	1	5	85	..	115	40	158
TOTAL FOREIGN COUNTRIES	408	598	741	531	538	12,255	22,209	22,875	18,490	10,030
<i>Share of Bengal</i>	<i>452</i>	<i>..</i>	<i>16</i>	<i>159</i>	<i>171</i>	<i>4,255</i>	<i>..</i>	<i>1,000</i>	<i>6,751</i>	<i>6,181</i>
.. Bombay	10,250	6,162	5,473	5,587	4,233	3,07,757	2,21,373	1,73,753	1,69,028	1,22,349
.. Sind	964	360	477	441	620	37,022	14,875	21,320	18,503	31,165
.. Madras	59,194	82,169	90,687	96,919	80,576	3,43,850	14,14,077	13,40,809	20,22,275	15,91,856
.. Burma	1,024	420	762	880	457	35,714	15,343	21,099	18,522	12,156
TOTAL	71,894	89,111	97,422	104,086	86,087	12,28,598	16,65,673	20,62,981	22,96,090	17,64,281
Fish, dry salted (I. A)—	Cwts.	Cwts.	Cwts.	Cwts.	Cwts.					
United Kingdom	..	49	10,286	51	30	..	1,288	1,89,580	5,028	1,515
Ceylon	118,796	120,330	130,021	146,854	161,402	23,36,310	28,38,175	28,42,819	34,99,231	40,49,514
Straits Settlements (including Labuan)	246	458	97	146	123	18,573	27,872	5,525	8,241	5,135
Hongkong	..	9	15	99	18	20	207	615	3,380	1,080
Mauritius and Dependencies	76	2,303
Other British Possessions	24	14	..	4	16	800	360	..	175	280
TOTAL BRITISH EMPIRE	110,066	126,809	140,495	147,154	161,589	23,55,703	28,67,902	30,40,759	35,16,015	40,57,524
Native States in Arabia, other than Maskat Territory and Trucial Oman	10	..	63	430	..	4,800
Siem	11	55	..	2	..	196	2,016	..	120	..
Argentine Republic (including the Atlantic Coast of Patagonia)	..	125	3,500
Other Foreign Countries	2	11	1	9	5	100	265	30	345	156
TOTAL FOREIGN COUNTRIES	23	191	64	11	5	726	5,781	4,920	468	155
<i>Share of Bengal</i>	<i>14</i>	<i>57</i>	<i>251</i>	<i>136</i>	<i>95</i>	<i>631</i>	<i>1,538</i>	<i>5,745</i>	<i>10,203</i>	<i>3,980</i>
.. Bombay	616	132	660	45	..	7,570	4,477	18,107	1,094	..
.. Sind	11,379	14,002	24,108	16,342	19,156	2,98,750	3,89,343	6,64,555	4,76,612	5,79,534
.. Madras	107,030	112,534	115,541	130,724	142,344	20,47,666	24,65,396	27,57,102	30,89,191	34,74,090
.. Burma	100	335	5	12	..	1,812	72,939	200	283	15
TOTAL	110,089	127,060	140,559	147,165	161,594	23,55,429	28,73,683	30,45,700	35,16,483	40,57,671

(a) Discontinued from 1924-25 and included under "all other articles—manufactured."

ARTICLES AND COUNTRIES OF FINAL DESTINATION; ALSO SHARE OF EACH PROVINCE	QUANTITY					VALUE				
	1922-23	1923-24	1924-25	1925-26	1926-27	1922-23	1923-24	1924-25	1925-26	1926-27
Fish (excluding canned fish)										
—continued										
<i>Fishmaws and Sharkfins</i> (L. A.)—	Cwts.	Cwts.	Cwts.	Cwts.	Cwts.	R	R	D	R	R
United Kingdom	1,540	1,085	1,416	1,755	2,000	4,45,557	3,17,532	4,01,217	4,39,425	4,80,873
Aden and Dependencies	24	6,617	..
Ceylon	834	757	608	477	1,650	74,463	33,302	58,911	28,008	9,177
Straits Settlements (including Labuan)	3,269	3,036	3,294	2,824	2,778	3,67,639	3,33,191	3,07,764	2,80,950	4,16,975
Federated Malay States	10	2,100	33
Hongkong	4,486	4,615	6,016	5,355	4,208	8,69,307	9,05,391	11,23,063	8,93,290	7,39,303
Mauritius and Dependencies	100	1,300	..
Victoria	10	3,044
Australian Commonwealth (Total)	20	3,000
Other British Possessions	4	3	1	240	80	100
TOTAL BRITISH EMPIRE	10,229	9,543	11,537	10,557	10,348	17,55,073	16,02,336	20,41,197	17,03,076	18,99,745
Siam	17	41	16	1,000	3,400	3,189
Indo-China (including Cochin China, Cambodia, Annam, Tonkin and French leased territories in China)	10	5,000	..
China (exclusive of Hong- kong and Macao)	6	58	26	40	92	1,330	5,065	2,390	3,034	10,410
Japan	30	3,000
Egypt (a)	34	1,021	..
United States of America— Via Atlantic Coast	..	421	352	140	214	..	84,900	71,000	29,000	44,204
Other Foreign Countries	..	4	2	1	800	300	60	..
TOTAL FOREIGN COUNTRIES	6	483	397	294	371	1,330	90,805	74,690	40,526	60,280
<i>Share of Bengal</i>	<i>115</i>	<i>93</i>	<i>114</i>	<i>153</i>	<i>34</i>	<i>21,965</i>	<i>14,665</i>	<i>19,737</i>	<i>34,168</i>	<i>6,180</i>
.. Bombay	2,224	2,369	4,020	3,577	3,693	5,27,437	6,11,712	5,89,384	7,36,112	7,87,619
.. Sind	2,247	2,148	2,447	2,245	2,337	4,94,639	4,62,309	5,69,368	3,97,724	3,91,938
.. Madras	3,142	2,860	3,741	2,188	2,168	3,40,663	3,94,738	3,15,002	3,20,315	1,78,942
.. Burma	2,407	2,047	2,693	2,540	2,493	3,21,916	3,03,668	4,09,348	3,37,478	3,25,414
TOTAL	10,235	10,028	11,934	10,641	10,714	17,56,303	16,91,991	21,16,897	17,44,591	19,59,034
Fish, wet, salted (ngapi) (L. A.)—	Cwts.	Cwts.	Cwts.	Cwts.	Cwts.					
Ceylon	5,491	2,454	725	10,610	6,782	83,908	53,730	7,821	86,430	86,045
Hongkong	..	150	15	19,275
Other British Possessions	1	5	..	51	67	90	55
TOTAL BRITISH EMPIRE	5,491	2,604	725	10,611	6,787	83,917	53,056	7,888	86,510	86,090
TOTAL FOREIGN COUNTRIES	5	42	80	680
<i>Share of Bengal</i>	<i>..</i>	<i>150</i>	<i>..</i>	<i>..</i>	<i>..</i>	<i>15</i>	<i>19,275</i>	<i>..</i>	<i>..</i>	<i>..</i>
.. Bombay	5,491	2,454	725	10,610	6,782	83,908	53,730	7,716	86,430	86,045
.. Madras	5	42	3	1	5	60	680	778	90	55
.. Burma
TOTAL	5,496	2,646	728	10,611	6,787	83,997	53,716	7,888	86,510	86,090
Total Fish (excluding canned fish)	Cwts.	Cwts.	Cwts.	Cwts.	Cwts.					
United Kingdom	1,580	1,142	24,256	9,087	1,828	4,44,311	3,19,111	9,26,449	6,39,888	4,26,069
Aden and Dependencies	12	5	17	36	5	250	142	410	6,900	149
Mesopotamia	43	63	8	1	1	1,878	2,400	100	..	49
Ceylon	186,720	213,685	211,398	248,830	251,751	38,92,442	42,92,301	45,27,918	55,02,776	57,12,310
Straits Settlements (including Labuan)	3,736	4,042	3,571	3,937	3,508	3,99,111	3,84,829	4,09,202	3,06,447	4,43,225
Federated Malay States	10	16	..	35	16	221	231	..	2,215	365
Hongkong	5,003	4,791	6,261	5,675	4,245	8,84,877	9,27,123	11,31,925	9,97,700	7,61,445
Egypt (a)	10	125
Cape of Good Hope	31	2	..	5	8	1,650	100	..	200	150
Natal	1,124	834	870	824	652	54,016	48,195	46,054	38,497	29,466
Zanzibar and Pemba	..	25	10	02	01	..	650	775	1,493	2,000
Kenya Colony	..	72	62	50	36	..	821	2,322	2,640	860
Mauritius and Dependencies	7,986	2,839	2,989	3,504	2,069	2,26,961	89,875	85,382	94,512	62,255
Victoria	10	3,000
Australian Commonwealth (Total)	20	3,000
Other British Possessions	16	13	..	11	4	676	300	..	298	205
TOTAL BRITISH EMPIRE	206,272	227,629	249,441	271,877	264,315	84,11,036	91,45,785	71,39,960	75,31,191	74,59,504
Native States in Arabia, other than Maskat Territory and Trucial Oman	65	71	154	3	114	2,315	3,700	9,880	120	6,250
Pemba	36	7	2	6	..	1,375	255	300	200	..
Java	..	59	58	2,067	2,216	2,000
Siam	54	155	201	156	4,782	7,791	8,774	..
Indo-China (including Cochin China, Cambodia, Annam, Tonkin and French leased territories in China)	19	5,000	..
China (exclusive of Hong- kong and Macao)	85	61	136	56	92	2,390	5,148	4,500	3,694	10,900
Japan	..	1	..	41	5	..	20	..	1,371	157
Egypt (a)	..	10	210
Portuguese East Africa	139	351	303	407	320	3,519	12,523	8,869	12,990	9,105
Réunion	60	50	..	3	..	2,050	1,280	..	78	..
United States of America— Via Atlantic Coast	..	421	352	140	219	..	84,900	71,000	27,000	44,200
Argentine Republic (including the Atlantic Coast of Patagonia)	..	125	3,500	..	115	..
Other Foreign Countries	3	..	3	2	..	85	100	6
TOTAL FOREIGN COUNTRIES	442	1,314	1,292	826	914	14,291	1,18,185	1,02,435	69,183	78,474

(a) Shown as a Foreign Country from 1923-24.

GENERAL EXPORTS

INDIAN MERCHANDISE

(618)

No. 14—continued

ARTICLES, AND COUNTRIES OF FINAL DESTINATION; ALSO SHARE OF EACH PROVINCE	QUANTITY					VALUE				
	1922-23	1923-24	1924-25	1925-26	1926-27	1922-23	1923-24	1924-25	1925-26	1926-27
Fish (excluding canned fish)—										
<i>—continued</i>										
Total Fish (excluding canned fish)—continued										
Share of Bengal	Cwts.	Cwts.	(c)wts.	(c)wts.	(c)wts.	R	R	R	R	R
	531	150	333	448	290	26,566	16,223	26,472	51,126	15,311
„ Bombay	13,200	9,313	10,177	9,249	7,925	3,32,754	3,55,337	10,59,414	9,25,240	8,79,979
„ Sind	14,490	16,510	27,020	18,928	32,112	8,30,462	8,66,458	11,94,533	8,91,004	10,02,937
„ Madras	174,907	200,026	209,694	340,439	231,820	33,15,081	42,07,991	45,20,630	54,19,741	53,01,837
„ Burma	3,536	2,844	3,353	3,639	2,935	4,19,564	3,37,464	4,31,416	3,55,579	3,37,914
TOTAL	206,714	228,843	250,643	272,703	265,132	54,25,827	62,93,973	72,32,465	76,43,584	75,97,978
Fodder, Bran, and Pollards (excluding oilcake)—										
Rice bran (H. C.)—	Tons	Tons	Tons	Tons	Tons					
United Kingdom	106,495	127,814	202,432	177,187	159,820	62,53,445	69,07,823	1,13,47,911	90,74,398	70,20,441
Ceylon	611	909	575	475	1,853	21,803	35,087	17,724	18,645	53,782
Straits Settlements (including Labuan)	42,071	51,615	30,937	26,178	37,833	24,47,783	25,38,832	16,50,049	13,71,361	16,05,447
Federated Malay States	475	665	1,192	427	4,804	33,568	39,335	65,171	20,980	2,46,450
Hongkong	7,408	15,120	10,439	147	..	3,83,811	6,35,137	3,57,069	3,722	..
Canada— Via Atlantic Coast.	1,500	74,068	..
TOTAL BRITISH EMPIRE	156,960	196,123	245,576	205,914	204,310	91,45,990	1,02,06,219	1,34,37,924	1,05,64,274	89,26,120
Germany	40,086	24,243	15,105	10,214	10,337	21,53,664	13,79,978	8,97,435	9,75,094	4,04,125
Netherlands	200	..	201	100	..	14,928	..	14,000	4,978	..
Belgium	195	..	100	500	400	13,852	..	4,230	25,263	16,999
Sumatra	1,921	1,548	1,671	1,757	6,058	1,01,520	80,315	75,128	63,953	66,208
Siam	896	..	752	755	1,220	51,397	..	49,179	43,540	76,953
Java	..	277	48	..	15,284	2,400
China (excluding of Hongkong and Macao)	322	537	..	121	..	16,000	33,103	..	4,200	..
Japan	..	116	350	600	4,845	44,151	73,666	..
Egypt (a)	222	..	1,508	11,039	..	61,836
Other Foreign Countries	..	15	378
TOTAL FOREIGN COUNTRIES	48,620	28,741	18,401	23,047	19,571	23,51,361	15,13,908	10,65,160	12,00,694	6,25,571
Share of Bombay	73	84	6,192	6,948	..
„ Sind	..	7	412
„ Madras	2,535	784	4,354	2,727	659	1,21,375	31,503	2,10,432	1,18,111	17,013
„ Burma	197,995	222,073	259,649	226,160	223,333	1,13,75,376	1,16,33,212	1,42,36,460	1,16,39,909	95,26,779
TOTAL	200,580	222,864	269,979	228,961	223,881	1,14,96,751	1,17,20,127	1,45,03,084	1,17,64,968	95,54,601
Other sorts of Bran and Pollards (H. C.)—	Tons	Tons	Tons	Tons	Tons					
United Kingdom	336	..	2,075	1,214	100	16,574	..	2,64,204	1,27,936	4,250
Aden and Dependence	564	605	355	471	557	74,132	82,446	56,340	60,494	75,931
Mesopotamia	..	21	82	313	618	36	2,884	9,540	32,079	51,594
Bahrain Islands	296	563	953	537	286	29,249	52,803	87,153	49,502	27,607
Maklives	..	16	..	2	..	48	1,286	..	180	..
Ceylon	3,014	3,250	3,633	4,130	4,059	3,70,570	3,59,306	3,32,553	4,35,135	4,21,604
Straits Settlements (including Labuan)	159	245	178	230	590	22,238	35,354	27,000	34,799	37,460
Federated Malay States	26	4	1,370	680
Hongkong	..	27	5	..	4	..	1,423	600	..	303
Zanzibar and Pemba	4	3	14	3	6	335	307	1,560	579	1,003
Somaland Protectorate	62	35	22	..	20	5,000	4,947	1,874	..	3,120
Mauritius and Dependence	2,381	2,101	1,501	1,730	1,437	2,87,548	1,96,446	1,41,253	1,65,200	1,33,301
Reyohelles	6	15	16	10	4	1,047	2,087	1,135	1,186	1,115
Other British Possessions	81	48	34	47	53
TOTAL BRITISH EMPIRE	6,848	6,955	9,423	8,649	7,637	8,03,226	7,40,007	9,75,336	9,13,137	7,57,406
Germany	107	31	367	4,063	2,410	11,350
Spain	111	17,435
Arab Territory and Trucial Oman	133	416	1,147	399	275	14,113	39,651	1,11,613	39,533	27,490
Other Native States in Arabia	399	507	399	53	159	62,832	67,730	54,052	5,012	23,069
Persia	64	1	5	1	2	8,670	250	479	234	139
Sumatra	150	3,979
Egypt (a)	105	11,630	50

(a) Shown as a Foreign country from 1923-24.

ARTICLES, AND COUNTRIES OF FINAL DESTINATION: ALSO SHARE OF EACH PROVINCE	QUANTITY					VALUE				
	1922-23	1923-24	1924-25	1925-26	1926-27	1922-23	1923-24	1924-25	1925-26	1926-27
	Tons	Tons	Tons	Tons	Tons	R	R	R	R	R
Fodder, Bran, and Pollards (excluding oilcake)—contd.										
Other sorts of Bran and Pollards (II. C)—contd.										
Portuguese East Africa	7	12	1	12	7	1,162	1,648	104	1,311	748
Other Foreign Countries	10	3	5	1,093	641	632
TOTAL FOREIGN COUNTRIES	612	939	1,664	601	1,071	87,872	1,06,929	1,71,063	60,130	81,261
Share of Bengal	2,691	3,319	2,664	3,212	3,111	3,61,634	3,66,473	3,77,729	4,02,323	3,83,143
" Bombay	2,358	1,205	3,317	2,314	1,303	3,32,499	1,77,899	4,37,696	2,34,424	1,26,111
" Sind	1,678	2,405	2,437	1,229	1,741	1,69,212	3,22,912	2,30,736	1,77,122	1,67,972
" Madras	1,531	933	1,162	1,352	1,421	1,51,630	1,01,233	1,03,198	1,01,349	1,12,024
" Burma	8	27	6	..	222	492	1,424	36	..	29,619
TOTAL	7,461	7,984	11,092	9,250	8,752	8,98,100	8,49,927	11,44,369	6,73,267	5,41,667
Other sorts of Fodder (II. C)—										
United Kingdom	1,299	2,229	3,012	331	202	62,466	1,00,929	1,20,902	15,087	17,378
Aden and Dependencies	1	51	90	4,847
Ceylon	222	427	106	64	245	33,394	54,565	12,427	6,922	14,246
Straits Settlements (including Labuan)	433	273	290	322	323	80,000	62,728	60,209	80,410	21,226
Federated Malay States	35	4	2,541	580	10
Hongkong	88	92	84	34	35	12,860	10,200	10,800	4,000	4,000
Other British Possessions	..	1	98	102	..	60	..
TOTAL BRITISH EMPIRE	2,078	3,252	3,598	771	1,105	1,92,220	2,24,051	2,02,208	77,449	28,466
Germany	159	200	205	271	3,650	9,167	10,784	16,427	20,924	1,22,624
Netherlands	..	251	46	12,206	1,277
Belgium	80	..	2	2,250	..	222
Mascat Territory and Trucial Oman	1	24	8	3	..	220	1,000	707	221	..
Persia	60	..	1	4,000	..	100	500	..
Philippine Islands and Guam	122	90	79	60	60	22,400	15,400	12,276	9,500	10,200
Japan	8	..	1	..	3	217	..	70	..	1,010
Other Foreign Countries	5	..	5	4	..	906	175	520	460	16
TOTAL FOREIGN COUNTRIES	402	655	527	947	3,712	40,192	41,869	22,020	41,872	1,29,829
Share of Bengal	2,249	3,294	3,222	1,650	1,720	2,10,726	2,12,002	2,12,750	1,12,410	1,21,424
" Bombay	87	74	173	1	3	2,092	7,472	15,617	221	1,000
" Sind	60	62	9	14	..	4,000	5,222	227	202	..
" Madras	29	477	69	52	171	2,222	51,999	6,124	4,222	6,006
" Burma	14	222	222	29,276
TOTAL	2,479	3,907	4,135	1,719	4,212	2,32,712	2,75,920	2,28,418	1,19,224	2,22,306
Total Fodder, Bran, and Pollards (excluding oilcake)—										
United Kingdom	107,120	130,053	206,125	178,752	160,422	62,28,484	70,06,727	1,17,22,107	92,17,271	70,42,066
Aden and Dependencies	584	716	255	471	557	74,212	67,202	56,240	66,424	75,921
Menopotamia	..	31	22	212	612	90	2,208	9,540	22,079	51,604
Bahrain Islands	206	562	262	527	222	22,248	62,202	87,122	19,222	27,207
Maldives	..	16	..	2	..	42	1,222	..	120	..
Ceylon	3,247	4,642	4,214	4,672	6,157	4,22,707	4,42,922	4,12,704	4,60,722	4,20,222
Straits Settlements (including Labuan)	42,562	52,222	31,505	22,720	22,722	25,50,091	20,22,924	17,27,222	14,22,970	14,04,122
Federated Malay States	522	672	1,192	427	4,204	27,479	40,272	66,171	20,220	2,16,460
Hongkong	7,496	15,229	10,222	121	30	2,22,071	6,16,765	2,22,429	2,22	5,222
Zanzibar and Pemba	4	4	14	3	6	222	427	1,240	220	1,006
Somaliland Protectorate	62	22	22	..	20	5,000	4,247	1,274	..	2,120
Mauritius and Dependencies	2,221	2,101	1,501	1,720	1,427	2,27,542	1,22,446	1,41,222	1,22,200	1,22,221
Seychelles	6	15	10	10	4	1,047	2,027	1,122	1,122	1,112
Canada—Via Atlantic Coast	1,500	74,222	..
Other British Possessions	1	22	66	24	47	22
TOTAL BRITISH EMPIRE	165,222	202,220	252,001	212,224	212,102	1,01,44,144	1,11,20,277	1,42,16,222	1,12,22,200	97,71,992
Germany	40,242	24,222	15,207	20,116	14,224	21,62,221	12,20,762	2,27,222	10,02,422	5,44,000
Netherlands	200	251	247	100	..	14,922	12,206	15,277	4,972	..
Belgium	242	..	104	500	400	16,102	..	4,212	22,222	16,999

GENERAL EXPORTS

INDIAN MERCHANDISE

(620)

No. 14—continued

ARTICLES, AND COUNTRIES OF FINAL DESTINATION; ALSO SHARE OF EACH PROVINCE	QUANTITY					VALUE				
	1922-23	1923-24	1924-25	1925-26	1926-27	1922-23	1923-24	1924-25	1925-26	1926-27
	Tons	Tons	Tons	Tons	Tons	Rs	Rs	Rs	Rs	Rs
Fodder, Bran, and Pollard (excluding oilcake)—concluded										
Total Fodder, Bran and Pollards (excluding oilcake)—continued										
Spain	111	17,4
Mascat Territory and Trucial Oman	134	440	1,155	402	275	14,363	41,349	1,12,410	39,814	27,4
Other Native States in Arabia	399	507	399	53	159	62,882	67,780	54,102	5,012	23,0
Perak	124	1	6	10	2	12,670	250	579	784	1
Sumatra	1,928	1,543	1,671	1,753	6,208	1,02,370	80,315	75,126	69,003	70,1
Java	3	279	2	—	48	419	15,723	205	..	2,4
Slam	901	538	752	755	1,220	51,813	33,485	49,369	48,540	76,0
Philippine Islands and Guam	123	90	79	60	60	23,400	15,408	12,876	9,600	10,2
China (exclusive of Hongkong and Macao)	322	121	..	16,000	4,200	..
Japan	3	116	351	600	3	217	4,845	44,221	73,666	1,0
Egypt (a)	—	..	222	105	1,508	—	..	11,039	11,630	61,6
Portuguese East Africa	7	12	1	12	7	1,170	1,648	194	1,311	7
Other Foreign Countries	2	15	6	3	..	260	378	485	410	..
TOTAL FOREIGN COUNTRIES	44,634	28,335	20,602	24,505	24,355	24,79,425	16,65,697	12,69,233	13,02,699	8,52,6
Share of Bengal	4,340	6,613	7,557	5,502	6,031	4,52,470	5,52,431	5,93,479	5,22,251	4,79,91
.. Bombay	2,316	1,279	4,063	2,399	1,306	3,40,532	1,35,395	4,54,535	2,92,604	1,37,41
.. Sind	1,036	2,474	2,446	1,843	1,741	1,73,811	2,34,682	2,31,673	1,77,963	1,57,91
.. Madras	4,215	2,199	5,582	4,035	2,151	2,81,927	1,83,826	3,19,308	2,24,832	1,42,01
.. Burma	198,014	222,100	259,555	226,150	227,228	1,13,76,779	1,16,89,640	1,42,36,496	1,16,39,909	96,57,21
TOTAL	210,520	234,665	279,208	239,929	237,457	1,26,25,569	1,28,45,974	1,58,86,891	1,28,57,559	1,06,24,61
Fruits and Vegetables—										
Fresh Fruits and Vego- tables—										
Fresh fruits—	No.	No.	No.	No.	No.					
Coconuts (I. B.)—										
Mesopotamia	290,250	199,440	178,450	117,000	105,025	25,033	18,927	16,826	10,175	9,51
Bahrain Islands	15,900	14,960	1,225	1,100	1,047	1
Other British Possessions	6,679	2,124	928	3,020	3,200	616	201	55	286	9
TOTAL BRITISH EMPIRE	312,829	216,514	179,378	120,020	114,450	26,749	20,075	16,881	10,441	10,5
Germany	800	17,011	45,220	9	6,100	75	2,103	10,933	2	21
Italy	2,500	2,524	87,975	240	205	18,285
Syria	45,400	3,000	2,810	360
Mascat Territory and Trucial Oman	27,475	9,775	9,575	10,375	13,075	1,533	613	683	612	7
Other Native States in Arabia	26,000	5,900	23,530	3,300	4,500	1,333	325	1,679	228	4
Perak	47,167	34,446	33,375	9,050	10,625	4,184	2,980	2,885	685	9
Other Foreign Countries	4,000	7,809	224	20	21	480	1,053	23	2	..
TOTAL FOREIGN COUNTRIES	153,342	80,555	199,349	23,254	34,321	10,655	7,594	34,398	1,549	2,41
Share of Bengal	45,300	23,000	133,670	620	5,200	2,535	2,650	29,143	82	21
.. Bombay	339,321	339,937	206,477	122,200	122,075	30,311	22,266	19,301	10,914	11,5
.. Sind	20,850	4,531	4,380	3,045	6,275	1,033	463	333	314	51
.. Madras	70,700	41,611	34,700	12,309	15,214	3,470	2,390	1,947	680	6
TOTAL	466,171	399,069	379,227	144,174	148,771	37,404	27,669	51,279	11,990	13,01
Others (I. B.)—										
United Kingdom	—	—	—	—	—	5,444	19,201	7,373	6,836	6,31
Gibraltar	—	—	—	—	—	10	484	4,501	6	..
Palestine	—	—	—	—	—	..	10,862
Aden and Dependencies	—	—	—	—	—	23,733	11,563	25,339	25,035	19,41

(a) Shown as a Foreign Country from 1923-24.

No. 14—continued

ARTICLES, AND COUNTRIES OF FINAL DESTINATION; ALSO SHARE OF EACH PROVINCE	QUANTITY					VALUE				
	1922-23	1923-24	1924-25	1925-26	1926-27	1922-23	1923-24	1924-25	1925-26	1926-27
Fruits and Vegetables— continued										
Fresh Fruits and Vegetables —continued						₹	₹	₹	₹	₹
Fresh fruits—continued										
Others (L.B)—continued										
Mesopotamia	—	—	—	—	—	22,210	36,978	42,068	51,293	36,773
Bahrain Islands	—	—	—	—	—	1,399	6,709	5,701	8,970	3,403
Ceylon	—	—	—	—	—	84,065	12,775	16,973	19,678	23,531
Straits Settlements (includ- ing Labuan)	—	—	—	—	—	37,636	20,551	4,524	59,544	34,147
Hongkong	—	—	—	—	—	48	192	2,528	124	125
Anglo-Egyptian Sudan	—	—	—	—	—	—	1,090	440	48	800
Other British Possessions	—	—	—	—	—	265	672	475	929	30
TOTAL BRITISH EMPIRE	—	—	—	—	—	1,84,817	1,14,907	1,00,008	1,00,526	1,34,723
France	—	—	—	—	—	802	2,008	2,559	2,223	1,000
Spain	—	—	—	—	—	72	..	1,400
Maskat Territory and Trucial Oman	—	—	—	—	—	9,108	2,867	2,042	2,222	2,578
Other Native States in Arabia	—	—	—	—	—	2,010	2,232	1,045	930	1,870
Persia	—	—	—	—	—	5,902	1,830	6,030	7,049	2,818
Hejaz Island	—	—	—	—	—	11,080	16,255	16,250	22,040	25,520
China (exclusive of Hongkong and Macao)	—	—	—	—	—	40	24	48	6	1,510
Italian East Africa (Somali- land and Eritrea)	—	—	—	—	—	1,295	255	20	420	..
Other Foreign Countries	—	—	—	—	—	180	662	761	112	222
TOTAL FOREIGN COUNTRIES	—	—	—	—	—	30,417	27,607	34,658	51,377	38,025
Share of Bengal	—	—	—	—	—	2,207	648	2,208	2,020	2,816
.. Bombay	—	—	—	—	—	74,423	92,832	1,21,410	1,38,638	99,097
.. Sind	—	—	—	—	—	9,124	10,702	7,160	7,722	5,002
.. Madras	—	—	—	—	—	62,302	32,477	10,932	10,709	47,722
.. Burma	—	—	—	—	—	610	465	440	740	6,512
TOTAL	—	—	—	—	—	1,55,234	1,42,514	1,42,560	1,20,012	1,67,247
Fresh vegetables of all kinds—	Cwts.	Cwts.	Cwts.	Cwts.	Cwts.					
Onions (L.B)—										
Aden and Dependencies	2,922	203	726	1,076	1,322	52,533	1,615	6,078	9,821	9,102
Mesopotamia	7,358	9,284	7,692	2,300	9,489	46,278	65,516	49,357	12,009	62,277
Bahrain Islands	720	1,723	227	263	162	5,420	12,755	2,248	1,699	1,268
Ceylon	349,858	328,622	400,523	440,005	431,610	12,55,022	10,79,525	20,15,262	19,50,222	22,49,254
Straits Settlements (includ- ing Labuan)	307,159	247,165	278,501	284,655	200,066	14,26,112	12,66,378	12,80,204	14,06,661	14,05,352
Federated Malay States	5,525	6,225	11,472	16,776	15,500	29,272	22,595	56,015	24,008	20,452
Hongkong	750	1,312	2,475	17	1,266	2,627	7,250	10,250	140	7,820
Zanzibar and Pemba	6,423	2,184	2,215	6,074	4,662	41,522	14,122	14,722	20,122	23,972
Kenya Colony	5,295	2,214	2,252	5,002	2,590	22,252	21,027	16,191	22,200	17,571
Tanganyika Territory	842	592	969	1,160	912	6,172	2,102	5,229	7,471	6,042
Mauritius and Dependencies	5,747	1,110	895	2,460	2,171	22,247	5,259	6,872	15,222	17,402
Seychelles	542	600	891	1,040	1,057	2,261	2,024	4,650	5,027	5,007
Other British Possessions	256	26	29	39	..	1,270	424	427	160	..
TOTAL BRITISH EMPIRE	699,644	662,622	705,245	760,268	771,622	20,62,522	24,14,711	22,79,741	25,68,224	26,26,220
Maskat Territory and Trucial Oman	472	561	649	591	362	2,442	2,202	2,224	2,720	2,012
Other Native States in Arabia	402	1,526	662	821	222	4,122	9,027	2,002	5,097	5,040
Persia	264	412	502	1,772	210	2,172	2,542	2,242	6,222	2,077
Sumatra	66	1,752	212	1,240	12,202	2,254
Siam	26	72	30	22	421	222	662	222	204	1,402
Indo-China (including Cochin China, Cambodia, Annam, Tonkin and French leased territories in China)	212	2,220	..
Portuguese East Africa	2,222	2,214	1,202	2,224	1,422	12,222	12,100	10,202	12,221	7,222
French East Africa	692	2,202
Other Foreign Countries	142	152	252	222	102	622	222	1,024	1,210	211
TOTAL FOREIGN COUNTRIES	4,442	5,100	2,722	2,972	4,500	22,722	22,514	21,112	47,622	22,222

GENERAL EXPORTS

INDIAN MERCHANDISE

(622)

No. 14—continued

ARTICLES, AND COUNTRIES OF FINAL DESTINATION; ALSO SHARE OF EACH PROVINCE	QUANTITY					VALUE				
	1922-23	1923-24	1924-25	1925-26	1926-27	1922-23	1923-24	1924-25	1925-26	1926-27
						₹	₹	₹	₹	₹
Fruits and Vegetables—										
<i>continued</i>										
Fresh Fruits and Vegetables										
<i>continued</i>										
Fresh vegetables of all kinds										
<i>continued</i>										
Onions (L. B)—contd.										
Share of Bengal	Cwts. 7	7,558	15,023	7,558	2,846	60	50,310	22,353	62,037	12,341
" Bombay	99,978	71,987	122,419	120,215	258,895	5,16,220	4,07,328	6,33,859	9,01,998	12,77,903
" Sind	6,853	4,254	2,767	2,502	4,353	34,739	22,361	15,365	20,004	24,613
" Madras	597,078	545,485	567,930	571,491	506,143	25,32,674	29,50,433	28,43,498	25,90,226	32,63,255
" Burma	164	22,348	802	6,337	3,480	1,913	12,793	9,284	42,137	27,539
TOTAL	704,090	667,732	709,041	769,847	776,222	20,85,666	24,43,225	36,00,859	36,16,502	46,12,151
Other kinds (X. B)—										
United Kingdom	—	—	—	—	—	41	590	800	1,185	210
Aden and Dependencies	—	—	—	—	—	1,075	100	418	395	2,154
Mesopotamia	—	—	—	—	—	1,56,777	1,71,025	1,47,139	1,09,616	1,62,848
Bahrain Islands	—	—	—	—	—	6,168	15,492	11,257	12,496	9,408
Maldives	—	—	—	—	—	91,058	496	380	368	487
Ceylon	—	—	—	—	—	4,31,823	6,37,720	6,25,235	7,28,550	7,07,752
Straits Settlements (including Labuan)	—	—	—	—	—	23,331	34,779	53,864	19,202	41,535
Federated Malay States	—	—	—	—	—	339	154	330	1,116	1,348
Kenya Colony	—	—	—	—	—	114	—	607	228	1,546
Mauritius and Dependencies	—	—	—	—	—	8,890	7,156	6,068	7,206	1,548
Fiji Islands	—	—	—	—	—	—	—	1,410	1,250	—
Other British Possessions	—	—	—	—	—	709	747	227	1,069	504
TOTAL BRITISH EMPIRE	—	—	—	—	—	7,20,325	8,68,268	9,52,180	9,42,580	9,29,290
Mascat Territory and Trucial Oman	—	—	—	—	—	3,986	5,800	5,246	6,706	3,126
Other Native States in Arabia	—	—	—	—	—	3,511	1,421	4,398	2,252	1,238
Persia	—	—	—	—	—	18,966	22,041	27,727	33,621	15,650
Hunjam Island	—	—	—	—	—	1,425	3,002	1,384	15,418	9,274
Java	—	—	—	—	—	—	—	1,033	600	—
Other Foreign Countries	—	—	—	—	—	202	137	55	1,143	260
TOTAL FOREIGN COUNTRIES	—	—	—	—	—	28,000	33,067	39,843	59,795	29,598
Share of Bengal	—	—	—	—	—	31,151	33,367	45,230	24,365	76,591
" Bombay	—	—	—	—	—	57,898	1,22,091	97,980	1,44,165	64,891
" Sind	—	—	—	—	—	1,43,461	1,45,192	1,64,722	1,23,414	1,95,912
" Madras	—	—	—	—	—	5,07,573	6,00,020	5,21,976	6,49,493	6,21,239
" Burma	—	—	—	—	—	3,232	665	2,125	912	345
TOTAL	—	—	—	—	—	7,48,415	9,01,335	8,92,023	10,02,375	9,58,888
Total Value of Fresh Fruits and Vegetables—										
United Kingdom	—	—	—	—	—	5,485	13,791	13,746	8,021	6,530
Gibraltar	—	—	—	—	—	10	484	4,501	6	10
Palestine	—	—	—	—	—	—	10,862	—	—	—
Aden and Dependencies	—	—	—	—	—	1,07,457	13,278	25,788	35,104	30,750
Mesopotamia	—	—	—	—	—	2,50,298	2,92,346	2,55,390	2,44,083	2,71,453
Bahrain Islands	—	—	—	—	—	14,097	37,008	19,206	20,074	14,133
Maldives	—	—	—	—	—	91,287	1,002	787	557	487
Ceylon	—	—	—	—	—	18,21,534	26,30,029	26,57,077	27,03,556	35,33,137
Straits Settlements (including Labuan)	—	—	—	—	—	14,87,069	13,21,703	14,53,192	14,87,449	15,73,015
Federated Malay States	—	—	—	—	—	26,617	33,159	53,345	25,408	31,806
Hongkong	—	—	—	—	—	2,707	7,482	12,858	486	3,140
Natal	—	—	—	—	—	1,078	—	32	137	409
Zanzibar and Pemba	—	—	—	—	—	41,658	14,520	14,386	30,159	34,006
Kenya Colony	—	—	—	—	—	33,460	21,098	17,113	29,683	19,117
Tanganyika Territory	—	—	—	—	—	6,178	3,105	5,229	7,021	6,149
Anglo-Egyptian Sudan	—	—	—	—	—	400	1,230	452	129	1,660
Mauritius and Dependencies	—	—	—	—	—	37,737	12,515	12,941	22,339	18,956
Seychelles	—	—	—	—	—	3,232	4,294	4,761	5,609	5,137
Fiji Islands	—	—	—	—	—	—	—	1,410	1,250	—
Other British Possessions	—	—	—	—	—	475	120	90	130	—
TOTAL BRITISH EMPIRE	—	—	—	—	—	39,30,829	44,18,031	45,57,504	46,91,391	54,64,845

ARTICLES, AND COUNTRIES OF FINAL DESTINATION; ALSO SHARE OF RACE PROVINCE	QUANTITY					VALUE				
	1922-23	1923-24	1924-25	1925-26	1926-27	1922-23	1923-24	1924-25	1925-26	1926-27
Fruits and Vegetables—						R	R	R	R	R
<i>continues</i>										
<i>Fresh Fruits and Vegetables</i>										
<i>—concluded</i>										
<i>Total Value of Fresh Fruits and Vegetables—continued</i>										
Germany	—	—	—	—	—	235	2,103	10,833	2	304
France	—	—	—	—	—	802	2,712	2,580	2,235	1,091
Spain	—	—	—	—	—	72	..	1,470
Italy	—	—	—	—	..	240	203	18,482	1,265	60
Syria	—	—	—	—	—	2,216	260
Mascat Territory and Trucial Oman	—	—	—	—	—	17,122	13,554	17,511	19,406	9,479
Other Native States in Arabia	—	—	—	—	—	10,822	13,006	10,716	8,133	8,632
Persia	—	—	—	—	—	21,225	30,000	29,990	47,020	21,202
Honjam Island	—	—	—	—	—	12,572	19,472	16,890	47,716	24,025
Sumatra	—	—	—	—	—	1,240	12,591	2,554
Java	—	—	—	—	—	2,022	600	12
Siam	—	—	—	—	—	231	650	216	264	1,206
Indo-China (including Cochin China, Cambodia, Annam, Tonkin and French-leased territories in China)	—	—	—	—	—	2,210	..
China (exclusive of Hongkong and Macao)	—	—	—	—	—	40	24	42	220	1,610
Portuguese East Africa	—	—	—	—	—	16,022	12,212	10,822	15,641	8,068
Madagascar	—	—	—	—	—	200	210	929	470	200
French East Africa	—	—	—	—	—	2,002
Italian East Africa (Somaliland and Eritrea)	—	—	—	—	—	1,545	665	20	420	..
Other Foreign Countries	—	—	—	—	—	500	1,661	884	467	691
TOTAL FOREIGN COUNTRIES	—	—	—	—	—	66,890	97,042	1,29,917	1,60,359	94,007
<i>Share of Bengal</i>	—	—	—	—	—	26,102	28,222	1,00,222	91,212	1,00,221
“ <i>Bombay</i>	—	—	—	—	—	6,72,222	6,20,222	2,72,222	11,22,222	14,22,222
“ <i>Sind</i>	—	—	—	—	—	1,22,222	1,72,222	1,22,222	2,22,222	2,22,222
“ <i>Madras</i>	—	—	—	—	—	21,22,222	25,22,222	26,22,222	22,22,222	29,22,222
“ <i>Burma</i>	—	—	—	—	—	10,222	12,222	11,222	12,222	22,222
TOTAL	—	—	—	—	—	40,20,719	45,15,002	46,27,721	48,21,720	57,51,412
Fruits and vegetables: dried, salted or preserved—										
<i>All sorts (I. B)—</i>										
United Kingdom	118	206	204	167	188	55,216	1,25,720	1,20,222	1,22,207	1,12,090
Palestine	6	3	5	2	11	1,722	1,200	1,122	470	2,112
Aden and Dependencies	171	157	22	142	127	55,222	49,207	22,227	24,220	42,222
Mesopotamia	1,221	1,229	629	2,222	972	2,01,222	2,79,042	1,22,242	2,12,917	2,02,202
Bahrain Islands	152	222	70	60	72	22,102	45,222	15,222	1,0,007	20,227
Ceylon	1,222	2,212	2,121	2,742	2,204	2,02,221	2,42,740	2,10,220	2,20,222	2,41,220
Straits Settlements (including Labuan)	2,622	2,192	1,722	1,542	2,221	6,10,222	6,10,217	2,07,404	2,04,201	4,07,200
Federated Malay States	111	179	92	80	222	22,722	22,272	16,222	15,221	20,222
Hongkong	22	200	229	191	122	92,972	1,40,222	1,72,222	1,22,727	1,11,107
Egypt (a)	1,922	2,22,221
Cape of Good Hope	5	6	5	4	7	2,110	1,202	1,022	1,422	1,210
Natal	197	220	222	200	242	29,717	40,722	22,242	42,272	22,222
Zanzibar and Pemba	19	11	16	21	12	2,222	2,204	2,021	11,227	10,222
Kenya Colony	11	11	6	22	12	5,122	2,201	2,122	12,227	9,222
Tanganyika Territory	1	..	1	..	2	222	212	221	220	1,242
Anglo-Egyptian Sudan	2	12	12	12	12	1,221	2,204	4,072	2,212	4,122
Mauritius and Dependencies	20	72	24	61	94	19,420	17,229	14,414	12,767	12,220
Seychelles	1	1	2	2	4	202	72	202	1,022	1,402
Victoria	1	4	..	1	2	172	222	..	207	200
Tanzania	2	2	4,120	4,200	102
New South Wales	6	12	12	24	47	1,122	2,200	2,224	7,210	9,210
Queensland	1	102
Australia Commonwealth (Total)	22	27	22	22	29	7,227	2,072	2,222	2,127	10,222
New Zealand (including Nauru and British Samoa)	1	1	2	..	1	720	1,000	412	..	100
Fiji Islands	12	42	7	22	44	4,122	9,224	1,220	2,022	2,440
Other British Possessions	4	2	2	2	122	227	210	222	420
TOTAL BRITISH EMPIRE	2,192	2,292	2,222	2,210	2,207	17,02,174	17,22,722	11,79,121	12,00,222	12,29,729
Norway	2	1,200
Denmark	10	1	1	12	..	1,244	200	200	2,722
Germany	2	200	202	129	224	1,072	20,224	2,00,122	20,427	1,01,224

(a) Shown as a Foreign Country from 1922-23.

GENERAL EXPORTS

(624)

INDIAN MEMORANDUM

No. 14—continued

ARTICLES, AND COUNTRIES OF FINAL DESTINATION ; ALSO SEABE OF EACH PROVINCE	QUANTITY					VALUE				
	1922-23	1923-24	1924-25	1925-26	1926-27	1922-23	1923-24	1924-25	1925-26	1926-27
	Tons	Tons	Tons	Tons	Tons	R	R	R	R	R
Fruits and Vegetables— <i>continued</i>										
<i>Fruits and vegetables: dried, salted or preserved—contd.</i>										
All sorts (L. B)— <i>continued</i>										
Netherlands	20	16	16	40	..	3,820	3,476	4,327	12,21
Belgium	27	52	114	128	57	16,500	34,600	96,078	1,04,105	46,21
France	285	328	554	643	296	1,61,222	1,53,508	4,83,182	5,63,251	2,41,21
Italy	296	1,077	638	389	463	56,147	2,45,398	1,67,310	1,90,323	1,23,11
Austria	6	6,600
Turkey, European	3	2	2	650	1,000	48
Syria	29	32	17	10	85	12,545	8,959	5,270	11,317	27,01
Smyrna	2	..	1	1,680	..	280
Alaska Territory and Trucial Oman	160	158	121	316	159	33,740	35,201	23,142	60,726	34,22
Other Native States in Arabia	380	610	311	194	160	99,902	1,26,215	75,088	50,214	46,69
Persia	368	366	112	432	241	73,404	96,721	20,078	98,638	55,35
Sumatra	8	8	9	4	..	2,145	2,390	2,265	475	1
Java	5	9	8	4	2	2,360	5,255	2,200	4,365	2,15
Siam	3	..	2	530	792	1,384	435	61
China (exclusive of Hong-kong and Macao)	7	6	14	..	97	4,578	1,512	11,230	..
Japan	4	5	50	19	..	2,491	3,712	7,946	4,924	9
Egypt*	483	509	936	725	..	78,879	1,07,473	1,76,920	1,61,24
Portuguese East Africa	7	3	5	3	2	3,616	1,297	1,918	1,627	1,501
Italian East Africa (Somaliland and Britania)	6	15	9	10	8	2,352	6,505	2,472	4,099	2,32
United States of America—Via Atlantic Coast	154	57	100	250	511	1,07,620	55,597	89,641	2,23,913	7,01,09
.. Pacific	2	..	80	4,481
Other Foreign Countries	1	2	..	114	177	325	368
TOTAL FOREIGN COUNTRIES	1,748	3,505	2,965	3,561	3,088	5,78,926	9,26,649	12,08,840	15,93,941	15,67,371
<i>Share of Bengal</i>	<i>1,557</i>	<i>3,261</i>	<i>3,048</i>	<i>2,505</i>	<i>3,737</i>	<i>4,23,033</i>	<i>6,95,769</i>	<i>6,31,601</i>	<i>6,19,985</i>	<i>7,14,071</i>
.. Bombay	2,448	1,495	1,395	2,700	1,405	5,31,005	1,32,165	6,06,333	9,34,862	6,92,246
.. Sind	25	59	61	35	138	5,631	10,699	10,116	7,063	20,004
.. Madras	5,844	6,490	3,117	5,487	4,377	12,59,293	14,30,050	9,71,693	18,36,698	17,23,396
.. Burma	286	493	1,019	441	1,003	66,238	94,751	1,68,329	24,765	1,87,531
TOTAL	9,940	11,798	8,570	11,171	10,760	22,85,100	26,63,434	24,77,971	34,94,273	32,37,145
Total Value of Fruits and Vegetables—										
United Kingdom	60,801	1,49,511	1,34,734	1,36,388	1,19,625
Gibraltar	10	484	4,501	6	10
Palestine	1,725	12,062	1,125	470	2,113
Aden and Dependences	1,68,285	62,875	54,325	90,084	73,076
Mesopotamia	5,41,584	5,71,391	3,81,033	7,57,000	4,74,961
Bahrain Islands	49,203	32,286	35,139	36,061	34,690
Maldives	91,372	1,058	851	1,167	597
Ceylon	20,25,215	20,76,778	20,76,413	33,34,431	41,24,417
Straits Settlements (including Labuan)	20,97,594	19,32,320	17,60,686	17,91,540	20,40,305
Federated Malay States	50,382	67,034	75,033	1,00,612	1,48,488
Hongkong	1,01,685	1,48,340	1,86,116	1,33,273	1,19,297
Egypt*	2,38,956
Cape of Good Hope	2,410	1,662	1,082	1,122	1,310
Natal	40,795	40,753	33,275	42,813	36,345
Zanzibar and Pemba	50,536	18,114	22,937	50,996	44,891
Kenya Colony	38,645	24,809	20,248	43,320	23,770
Tanganyika Territory	6,773	3,420	5,810	8,171	7,494
Anglo-Egyptian Sudan	2,261	6,434	4,523	4,042	5,785
Mauntius and Dependences	57,217	29,754	27,355	36,606	37,182
Seychelles	3,837	5,063	5,616	6,694	6,542
Western Australia	10	24	6

* Shown as a Foreign Country from 1933-24.

No. 14—continued

ARTICLES, AND COUNTRIES OF FINAL DESTINATION; ALSO SHARE OF EACH PROVINCE	QUANTITY					VALUE				
	1923-23	1923-24	1924-25	1925-26	1926-27	1923-23	1923-24	1924-25	1925-26	1926-27
Fruits and Vegetables— concluded						₹	₹	₹	₹	₹
<i>Total value of Fruits and Vegetables—continued</i>										
South Australia (including Northern Territory)	—	—	—	—	—	30	43	12	16	..
Victoria	—	—	—	—	—	180	962	6	312	600
Tasmania	—	—	—	—	—	6,190	4,500	108
New South Wales	—	—	—	—	—	1,102	2,614	2,430	7,386	9,340
Queensland	—	—	—	—	—	108
Australian Commonwealth (Total)	—	—	—	—	—	7,697	8,143	2,446	8,217	10,046
New Zealand (including Niue and British Samoa)	—	—	1	1	—	760	1,000	418	..	109
Fiji Islands	—	—	—	—	—	4,132	9,534	2,775	8,205	8,440
Other British Possessions	—	—	—	—	—	88	391	446	446	330
TOTAL BRITISH EMPIRE	—	—	—	—	—	56,37,008	61,64,806	57,26,935	65,91,738	73,74,614
Norway	—	—	—	—	—	1,500
Denmark	—	—	—	—	—	..	1,844	800	800	2,708
Germany	—	—	—	—	—	1,310	62,697	2,19,991	80,429	1,02,148
Netherlands	—	—	—	—	—	..	2,320	2,476	4,237	12,216
Belgium	—	—	—	—	—	16,500	24,900	96,122	1,04,105	40,229
France	—	—	—	—	—	1,03,024	1,56,220	4,55,771	5,65,485	2,42,955
Spain	—	—	—	—	—	72	700	1,400
Switzerland	—	—	—	—	—	..	80	188
Italy	—	—	—	—	—	56,837	2,46,201	1,75,772	1,91,668	1,28,244
Austria	—	—	—	—	—	6,600
Turkey, European	—	—	—	—	—	650	1,000	489
Syria	—	—	—	—	—	15,355	9,819	5,270	11,817	27,040
Smyrna	—	—	—	—	—	1,680	..	280
Maskat Territory and Trucial Oman	—	—	—	—	—	50,875	48,755	40,958	80,102	43,708
Other Native States in Arabia	—	—	—	—	—	1,10,884	1,39,320	55,753	58,747	32,323
Persia	—	—	—	—	—	1,04,629	1,26,721	59,968	1,45,638	76,864
Henjam Island	—	—	—	—	—	12,578	19,472	16,690	47,715	34,925
Sumatra	—	—	—	—	—	2,255	2,290	2,255	15,066	2,570
Java	—	—	—	—	—	2,200	2,256	2,228	4,005	2,146
Slam	—	—	—	—	—	761	1,461	1,700	799	2,522
Indo-China (including Co- chin) Cambodia, Annam, Tonkin and Br leased territories in China	—	—	—	—	—	..	65	..	2,250	..
China (exclusive of Hong- kong and Macao)	—	—	—	—	—	127	4,602	1,560	11,400	1,010
Japan	—	—	—	—	—	2,991	4,141	7,996	4,949	90
Egypt*	—	—	—	—	—	..	79,559	1,07,799	1,76,946	1,61,325
Portuguese East Africa	—	—	—	—	—	19,648	13,510	12,544	17,468	9,591
French East Africa	—	—	—	—	—	2,002
Italian East Africa (Somal- land and Britania)	—	—	—	—	—	2,997	7,260	2,492	4,516	2,522
United States of America— Pacific Coast	—	—	—	—	—	1,07,620	56,059	89,541	2,22,912	7,01,097
“ Pacific “	—	—	—	—	—	..	80	4,450
Other Foreign Countries	—	—	—	—	—	200	289	1,105	949	658
TOTAL FOREIGN COUNTRIES	—	—	—	—	—	6,74,816	10,22,691	14,22,757	17,51,220	16,61,013
Share of Bengal	—	—	—	—	—	6,56,129	7,82,664	7,29,033	7,11,093	8,19,294
“ Bombay	—	—	—	—	—	12,99,259	10,22,422	15,74,223	21,28,595	20,46,096
“ Sind	—	—	—	—	—	1,24,012	1,29,417	1,97,640	2,19,423	2,46,026
“ Madras	—	—	—	—	—	42,71,312	50,15,270	44,16,049	51,47,904	46,56,167
“ Burma	—	—	—	—	—	76,292	1,02,876	1,20,277	1,22,578	2,29,217
TOTAL	—	—	—	—	—	63,11,819	71,78,497	71,49,692	83,46,058	89,35,627
Furniture and Cabinetware (III G)—										
United Kingdom	—	—	—	—	—	2,04,027	2,22,413	1,96,154	1,51,687	1,27,318
Gibraltar	—	—	—	—	—	11,311	2,454	2,970	1,200	1,260
Aden and Dependencies	—	—	—	—	—	26,645	6,980	4,326	2,700	5,281
Mesopotamia	—	—	—	—	—	59,228	46,555	20,249	10,442	27,475
Bahrain Islands	—	—	—	—	—	9,222	7,392	6,916	12,227	2,207

* Shown as a Foreign Country from 1923-24.

GENERAL EXPORTS

INDIAN MERCHANDISE

(626)

No. 14—continued

ARTICLES, AND COUNTRIES OF FINAL DESTINATION; ALSO SHARE OF EACH PROVINCE	QUANTITY					VALUE				
	1922-23	1923-24	1924-25	1925-26	1926-27	1922-23	1923-24	1924-25	1925-26	1926-27
Furniture and Cabinetware (III. C)—continued						R	R	R	R	R
Ceylon	—	—	—	—	—	18,891	7,117	8,223	8,445	11,631
Straits Settlements (including Labuan)	—	—	—	—	—	5,019	3,938	2,265	4,044	1,824
Hongkong.	—	—	—	—	—	1,280	2,358	1,700	5,560	50
Egypt*	—	—	—	—	—	4,187	—	—	—	—
Cape of Good Hope	—	—	—	—	—	85	1,150	3,030	1,828	..
Natal	—	—	—	—	—	2,395	834	1,470	1,045	2,960
Zanzibar and Pemba	—	—	—	—	—	7,919	21,750	11,370	9,620	2,160
Kenya Colony	—	—	—	—	—	9,525	13,866	12,127	16,609	61,868
Tanganyika Territory	—	—	—	—	—	1,818	2,215	2,925	1,313	1,628
Anglo-Egyptian Sudan	—	—	—	—	—	1,384	25
Mauritius and Dependencies	—	—	—	—	—	16,075	9,716	13,155	1,935	3,896
Canada—										
Via Atlantic Coast.	—	—	—	—	—	..	483	503	726	1,130
" Pacific "	—	—	—	—	—	760	105	2,164	312	..
Western Australia	—	—	—	—	—	240	..	114
South Australia (including Northern Territory)	—	—	—	—	—	90	500	..	130	..
Victoria	—	—	—	—	—	1,983	440	1,942	200	1,105
New South Wales	—	—	—	—	—	285	105	938	2,409	3,455
Queensland	—	—	—	—	—	50	150
Australian Commonwealth (Total)	—	—	—	—	—	2,598	1,045	2,994	2,789	4,710
New Zealand (including Nauru and Br. Samoa)	—	—	—	—	—	100	361	100	240	765
Fiji Islands	—	—	—	—	—	1,054	20	982	1,799	3,200
Other British Possessions	—	—	—	—	—	108	1,601	1,669	2,334	2,220
TOTAL BRITISH EMPIRE	—	—	—	—	—	3,82,165	4,18,155	2,97,992	2,42,294	2,52,423
Sweden	—	—	—	—	—	200	140	1,340
Germany	—	—	—	—	—	710	1,000	1,560	1,965	6,048
Netherlands	—	—	—	—	—	865	705	768	7,370	1,221
Belgium	—	—	—	—	—	800	89	1,090
France	—	—	—	—	—	3,880	2,740	6,528	857	2,150
Switzerland	—	—	—	—	—	..	1,325	110	900	70
Italy	—	—	—	—	—	2,835	2,180	5,733	1,355	8,345
Mascat Territory and Trucial Oman	—	—	—	—	—	8,310	13,322	13,158	11,529	6,614
Other Native States in Arabia	—	—	—	—	—	24,366	31,209	16,471	10,897	7,185
Persia	—	—	—	—	—	1,78,444	52,562	1,35,506	78,744	98,667
Java	—	—	—	—	—	7,300	2,200	630	1,310	1,420
Siam	—	—	—	—	—	286	1,633	350	211	230
Japan	—	—	—	—	—	1,300	608	1,055	1,850	1,575
Egypt ¹	—	—	—	—	—	—	4,112	1,175	1,880	1,475
Portuguese East Africa	—	—	—	—	—	11,934	5,067	4,298	2,425	1,932
Italian East Africa (Somali- land and Eritrea)	—	—	—	—	—	857	2,225	4,100	2,085	1,928
French Somal	—	—	—	—	—	..	1,750	..	500	355
United States of America—										
Via Atlantic Coast	—	—	—	—	—	7,876	11,095	12,483	31,208	51,562
" Pacific "	—	—	—	—	—	40	350	54	190	1,243
Other Foreign Countries	—	—	—	—	—	1,245	2,350	2,405	1,820	1,478
TOTAL FOREIGN COUNTRIES	—	—	—	—	—	2,50,548	1,86,531	2,07,672	1,57,636	1,94,843
Share of Bengal	—	—	—	—	—	12,763	14,503	13,190	17,753	19,311
" Bombay	—	—	—	—	—	5,09,000	3,60,160	3,57,784	2,76,473	3,21,864
" Sind	—	—	—	—	—	38,363	37,529	61,629	17,039	23,463
" Madras	—	—	—	—	—	58,973	62,623	53,511	63,534	52,334
" Burma	—	—	—	—	—	13,609	19,376	14,680	24,106	20,289
TOTAL	—	—	—	—	—	6,32,713	5,54,636	5,05,664	3,99,930	4,47,266

* Shown as a Foreign Country from 1923-24.

No. 14—continued

ARTICLES, AND COUNTRIES OF FINAL DESTINATION; ALSO SHARE OF EACH PROVINCE	QUANTITY					VALUE				
	1922-23	1923-24	1924-25	1925-26	1926-27	1922-23	1923-24	1924-25	1925-26	1926-27
Glass and Glassware (III. H.)—						Rs	Rs	Rs	Rs	Rs
United Kingdom	—	—	—	—	—	70,985	4,645	597	4,085	3,090
Aden and Dependencies	—	—	—	—	—	7,420	16,091	6,150	5,622	12,422
Mesopotamia	—	—	—	—	—	42,477	42,326	32,111	17,242	12,057
Bahrain Islands	—	—	—	—	—	1,275	9,205	9,055	4,540	2,210
Ceylon	—	—	—	—	—	14,522	18,120	9,122	15,722	14,146
Straits Settlements (including Labuan)	—	—	—	—	—	2,212	4,120	9,222	4,622	2,922
Federated Malay States	—	—	—	—	—	1,014	225	1,000	250	1,942
Hongkong	—	—	—	—	—	42,900	1,920	..	272	1,000
Zanzibar and Pemba	—	—	—	—	—	2,200	2,220	2,142	2,620	2,222
Kenya Colony	—	—	—	—	—	7,272	10,772	22,022	10,122	2,420
Tanganyika Territory	—	—	—	—	—	420	4,222	4,202	4,000	4,000
Anglo-Egyptian Sudan	—	—	—	—	—	200	900	200	222	600
Mauritius and Dependencies	—	—	—	—	—	2,422	9,200	4,000	922	6,220
Reunion	—	—	—	—	—	2,420	220	172
Fiji Islands	—	—	—	—	—	4,000	2	44	272	1,222
Other British Possessions	—	—	—	—	—	20	120	1,122	242	202
TOTAL BRITISH EMPIRE	—	—	—	—	—	2,12,222	1,20,117	1,07,661	74,101	77,122
Austria	—	—	—	—	—	2,700
Mascat Territory and Trucial Oman	—	—	—	—	—	6,420	7,910	5,267	6,272	2,920
Other Native States in Arabia	—	—	—	—	—	6,000	9,202	12,242	5,000	9,270
Persia	—	—	—	—	—	12,120	21,021	40,010	20,422	20,710
Java	—	—	—	—	—	224	120	1,022	220	..
Sumatra	—	—	—	—	—	..	12	2,422	220	1
China (exclusive of Hong- kong and Macao)	—	—	—	—	—	12,500	9,210	5,100
Egypt*	—	—	—	—	—	1,220
Portuguese East Africa	—	—	—	—	—	2,227	6,022	1,200	4,210	2,222
Reunion	—	—	—	—	—	2,000
Italian East Africa (Soma- land and Eritrea)	—	—	—	—	—	1,400	2,400	200	20	120
Other Foreign Countries	—	—	—	—	—	..	620	710	220	1,222
TOTAL FOREIGN COUNTRIES	—	—	—	—	—	52,541	52,577	71,915	56,927	62,972
Share of Bengal	—	—	—	—	—	22,222	4,222	12,760	2,220	2,222
" Bombay	—	—	—	—	—	1,01,224	1,42,222	1,22,422	1,01,270	1,02,120
" Sind	—	—	—	—	—	172	1,204	2,212	2,122	222
" Madras	—	—	—	—	—	17,222	22,224	12,422	12,722	12,222
" Burma	—	—	—	—	—	62,270	1,272	222	2,442	7,212
TOTAL	—	—	—	—	—	2,71,766	1,84,694	1,79,576	1,22,722	1,22,222
Gins (III. V) (a)—	Cwts.	Cwts.								
(TOTAL BRITISH EMPIRE)	10	4	—	—	—	150	524	—	—	—
TOTAL FOREIGN COUNTRIES	—	—	—	..	2	—	—	—
Share of Bengal	—	—	—	..	22	—	—	—
" Bombay	10	2	—	—	—	120	272	—	—	—
" Madras	—	—	—	..	24	—	—	—
TOTAL	10	4	—	—	—	150	272	—	—	—
Grain, Pulse, and Flour—										
Barley (I. C)—	Tons	Tons	Tons	Tons	Tons					
United Kingdom	9,222	97,121	217,270	19,242	24	10,22,472	1,02,72,220	2,47,20,272	22,72,242	9,221
Palestine	27	4,027
Aden and Dependencies	20	..
Mesopotamia	22	20	..	2,212	..
Bahrain Islands	4	10	2	212	12	422	1,172	722	22,147	1,70
Ceylon	142	117	120	127	119	22,022	15,272	20,772	22,220	19,01

(a) Discontinued from 1924-25 and included under all other articles manufactured.
* Shown as a Foreign Country from 1922-23.

GENERAL EXPORTS

(628)

INDIAN MERCHANDISE

No. 14—continued

ARTICLES, AND COUNTRIES OF FINAL DESTINATION; ALSO SHARE OF EACH PROVINCE	[QUANTITY]					[VALUE]				
	1922-23	1923-24	1924-25	1925-26	1926-27	1922-23	1923-24	1924-25	1925-26	1926-27
Grain, Pulse, and Flour—continued										
<i>Barley (I. C.)—continued</i>	Tons	Tons	Tons	Tons	Tons	R	R	R	R	R
Straits Settlements (including Labuan)	1	1	80	2	2	170	298	17,938	715	756
Federated Malay States	7	1,582
Hongkong	41	244	234	93	186	5,074	28,172	25,508	14,787	35,700
Egypt*	52	7,020
Zanzibar and Pemba	4	8	10	4	9	1,492	1,958	2,316	1,435	1,662
Mauritius and Dependencies	13	1	..	3	3	2,692	316	314	436	612
Other British Possessions	1	115	74	215	..
TOTAL BRITISH EMPIRE	10,098	97,502	218,466	20,411	399	11,32,453	1,04,22,069	2,48,58,662	27,51,651	69,434
Germany	49	38,386	122,467	11,826	..	5,880	38,70,875	1,43,29,419	15,53,079	..
Netherlands	1,049	4,029	8,191	396	..	1,11,080	5,06,912	9,83,804	51,643	..
Belgium	49	20,228	51,819	2,170	..	5,940	20,92,188	60,50,064	2,90,034	..
France	24	2,026	24,749	2,940	3,12,573	31,30,910
Italy	..	60	148	6,000	18,772
Greece	..	3,120	2,240	3,12,050	3,08,169
Syria	64	11,224
Maskat Territory and Trucial Oman	588	1,192	1,093	1,055	598	69,797	1,29,695	1,26,844	1,21,579	70,474
Other Native States in Arabia	1,447	161	1,580	1,323	610	3,06,280	16,398	1,69,345	1,91,361	1,21,556
Persia (exclusive of Hongkong and Macao)	16	99	256	1,615	2	2,037	10,925	32,166	2,04,959	225
Japan	7,608	..	20	3,06,978	..	2,961
Egypt*	..	99	7,799	3,521	2	..	8,910	8,98,191	4,52,295	400
Tripoli	3,000	2,70,000
Algeria	2,800	2,76,072
Italian East Africa (including Somaliland and Eritrea)	29	6,300	..
Other Foreign Countries	1	2	444	560	70	91	42
TOTAL FOREIGN COUNTRIES	6,528	71,202	230,992	21,935	1,232	7,80,470	72,07,086	2,70,80,951	28,71,844	1,95,658
Share of Bengal	238	7,604	41,275	6,643	266	21,442	6,82,331	46,18,853	3,33,215	47,747
.. Bombay	1,475	1,162	10,560	1,275	537	3,00,384	1,07,699	12,48,074	1,76,120	1,17,553
.. Sind	14,008	1,59,938	338,062	31,473	338	15,21,197	1,68,99,725	4,49,37,012	46,13,606	99,766
.. Burma	9,561	10,30,633	125	75
TOTAL	16,621	1,68,704	449,458	42,346	1,631	19,12,923	1,76,89,755	5,19,34,613	56,23,026	2,65,141
Jowar and Bajra (I. C.)—United Kingdom	Tons	Tons	Tons	Tons	Tons					
United Kingdom	4,772	940	1,313	2,641	1,373	4,67,029	84,442	1,26,847	2,21,556	1,69,611
Aden and Dependencies	3,886	1,552	134	1,795	259	5,93,459	2,42,768	22,265	3,07,031	41,909
Ceylon	10	8	20	24	13	1,617	908	2,475	2,899	2,016
Straits Settlements (including Labuan)	14	11	14	13	27	1,513	1,206	2,599	1,950	4,743
Hongkong	26	37	60	3,070	4,900	165
Natal	165	95	258	231	387	26,572
Zanzibar and Pemba	20	40	192	326	120	5,024	9,934	41,811	55,172	29,479
Kenya Colony	25	49	107	109	120	6,673	12,034	26,223	29,726	33,014
Tanganyika Territory	2	..	19	22	16	520	20	4,923	4,912	3,584
Anglo-Egyptian Sudan	2,069	9,392	80	40	41	2,56,069	12,62,249
Somaliland Protectorate	4	10	600	2,300
Other British Possessions	2	..	1	5	6	547	118	668	1,004	916
TOTAL BRITISH EMPIRE	8,231	2,900	1,826	7,011	12,001	10,81,562	8,51,778	2,91,093	8,86,206	15,76,677
Germany	470	1,138	299	14	10	47,045	98,331	35,262	2,715	1,500
Netherlands	..	495	143	..	149	..	40,500	16,902	..	17,443
Belgium	429	1,506	742	69	99	42,321	1,36,510	64,621	8,521	11,608
France	50	4,326
Italy	..	7	..	7	10	..	965	..	960	1,414
Maskat Territory and Trucial Oman	1,051	570	426	1,190	577	1,65,756	80,647	53,044	1,63,055	84,011
Other Native States in Arabia	4,780	7,215	1,371	4,053	1,666	8,88,368	9,19,466	1,62,048	5,89,782	2,51,116
Persia	643	61	277	338	94	77,718	5,217	29,221	33,324	12,059
Egypt*	392	708	13	1,03,698	88,831
Portuguese East Africa	8	12	5	14	30	790	1,937	1,463	3,553	4,552
Italian East Africa (Somaliland and Eritrea)	33	3	..	8	5	6,400	450	..	1,553	1,095
Other Foreign Countries	1	..	1	76	102	49	292	250
TOTAL FOREIGN COUNTRIES	7,459	11,007	3,269	6,535	3,349	11,83,800	12,84,225	3,65,623	9,17,333	4,73,834

* Shown as a Foreign Country from 1923-24.

ARTICLES, AND COUNTRIES OF FINAL DESTINATION; ALSO SHARE OF EACH PROVINCE	QUANTITY					VALUE				
	1922-23	1923-24	1924-25	1925-26	1926-27	1922-23	1923-24	1924-25	1925-26	1926-27
Grain, Pulse, and Flour—continued										
<i>Jowar and Bajra (I.O)—continued.</i>	Tons	Tons	Tons	Tons	Tons	Rs	Rs	Rs	Rs	Rs
Share of Bengal	7	2,745	1,401	37	49	1,042	2,39,767	1,31,010	4,969	5,292
" Bombay	2,422	6,386	1,612	7,075	14,121	16,39,200	2,64,622	2,52,263	11,42,462	15,29,700
" Sind	5,254	4,460	1,224	2,827	1,154	5,29,662	4,39,626	2,35,461	2,24,122	1,42,220
" Madras	2	..	4	1	1	240	..	634	118	210
" Burma	1,005	15	722	2,020	26	26,244	1,800	72,312	3,62,465	2,422
TOTAL	15,690	13,007	5,095	12,620	15,350	22,66,262	16,36,008	5,96,716	18,04,080	20,50,611
States (I. O)—										
United Kingdom	Tons 12,270	Tons 37,437	Tons 17,695	Tons 664	Tons ..	12,92,942	26,70,836	17,25,270	61,235	..
Aden and Dependencies	44	120	2	75	..	5,252	16,062	264	12,136	..
Straits Settlements (including Labuan)	12	2	6	7	18	2,520	322	1,173	2,000	2,016
Other British Possessions	1	4	..	3	1	202	554	96	622	422
TOTAL BRITISH EMPIRE	12,327	37,572	17,703	749	19	12,97,022	26,87,225	17,26,912	77,164	2,500
Germany	560	2,620	2,445	785	..	55,229	2,57,250	2,62,040	90,712	..
Netherlands	250	247	965	323	..	22,117	24,750	1,02,607	22,792	..
Belgium	1,214	5,609	1,229	170	..	1,41,091	5,50,092	1,22,557	18,514	..
France	2,205	1,647	521	69	..	2,25,470	1,70,622	55,102	6,983	..
Italy	4,077	19,231	1,220	4,22,942	20,02,240	1,22,900
Maskat Territory and Trucial Oman	24	20	20	13	15	4,440	2,610	2,556	2,020	1,022
Other Native States in Arabia	47	43	..	50	15	11,240	6,320	..	9,241	2,450
Sumatra	49	2,000
Egypt*	5	..	202	546	..	10,240	..
Italian East Africa (Somaliland and Britre).	21	4	4,500	600	..
Other Foreign Countries	16	1	1	..	1	1,612	71	164	192	142
TOTAL FOREIGN COUNTRIES	9,161	29,222	7,120	1,627	21	9,70,217	20,24,225	7,54,722	1,20,222	4,242
Share of Bengal	2	2,117	2,091	7	19	660	2,26,797	1,29,227	2,022	2,249
" Bombay	679	4,060	2,022	611	15	70,266	2,22,022	2,42,022	24,222	2,272
" Sind	12,227	49,222	14,722	1,022	16	16,22,771	61,22,222	12,44,222	1,12,022	2,222
" Burma	5,222	2,222	4,222	662	..	5,12,222	2,22,222	6,12,222	66,222	..
TOTAL	22,222	66,222	24,722	2,272	50	22,77,222	67,12,270	24,21,222	1,27,242	2,022
Oats (I. O)—										
Mesopotamia	9	9	6	4	..	1,720	1,210	1,160	214	..
Ceylon	471	522	549	629	477	29,219	90,222	62,722	1,09,227	24,222
Straits Settlements (including Labuan)	24	27	41	69	20	2,200	5,221	6,222	11,414	2,200
Hongkong	25	67	24	151	..	12,702	6,207	4,020	29,200
Mauritius and Dependencies	221	179	67	12	66	70,004	29,020	10,160	2,520	9,102
Victoria	27	6,000
Australian Commonwealth (Total)	27	6,000
Other British Possessions	4
TOTAL BRITISH EMPIRE	622	642	720	702	714	1,71,202	1,41,122	1,12,622	1,20,222	1,26,222
Peria	27	..	60	6,000	..
Siam	6	5	7	910	762	1,221
Other Foreign Countries	1	1	2	4	..	120	41	292	1,100	72
TOTAL FOREIGN COUNTRIES	7	6	10	41	..	1,090	800	1,724	6,100	72

* Shown as a Foreign Country from 1922-24.

GENERAL EXPORTS

(630)

INDIAN MERCHANDISE

No. 14—continued

ARTICLES, AND COUNTRIES OF FINAL DESTINATION; ALSO SHARE OF EACH PROVINCE	QUANTITY					VALUE				
	1922-23	1923-24	1924-25	1925-26	1926-27	1922-23	1923-24	1924-25	1925-26	1926-27
Grain, Pulse, and Flour—continued	Tons	Tons	Tons	Tons	Tons	Rs	Rs	Rs	Rs	Rs
<i>Oats (I. O.)—continued</i>										
Share of Bengal	602	742	728	742	720	1,03,293	1,21,772	1,12,680	1,25,376	1,25,977
“ Bombay	325	108	12	66	3	63,728	20,192	2,729	10,395	215
“ Sind	1	224	..
“ Burma	2	1	272	154
TOTAL	929	848	740	809	714	1,72,293	1,41,964	1,15,409	1,36,495	1,36,957
Pulse—										
<i>Beans (I. O.)—</i>	Tons	Tons	Tons	Tons	Tons					
United Kingdom	26,107	31,981	7,774	3,008	5,914	22,12,641	24,02,871	7,32,489	3,23,506	4,82,771
Aden and Dependencies	7	4	7	8	8	1,727	987	1,819	2,131	1,604
(Ceylon	733	1,225	746	859	678	1,86,068	1,47,769	1,07,455	1,39,110	1,01,987
Straits Settlements (including Labuan)	855	1,037	585	842	1,526	1,53,318	1,66,048	88,423	1,44,173	2,30,780
Federated Malay States	4	21	39	34	92	705	3,475	7,125	6,427	13,392
Hongkong	890	416	380	20	298	1,36,786	42,417	34,237	2,184	27,139
Egypt	6	1,350
Cape of Good Hope	51	1	261	4,268	200	..	202
Natal	71	42	15	9	5	7,550	5,344	2,926	2,409	1,020
Zanzibar and Pemba	11	27	90	152	90	2,955	5,846	22,205	29,598	19,344
Kenya Colony	2	4	12	5	8	1,190	1,471	5,168	1,441	2,393
Mauritius and Dependencies	27	1	4	6	4	6,400	163	633	890	980
Western Australia	19	46	15	27	23	1,571	4,147	1,625	3,404	3,306
South Australia (including Northern Territory)	12	16	9	15	25	1,021	1,316	1,001	1,786	2,610
Victoria	88	188	85	127	131	3,766	12,394	15,004	13,114	16,325
New South Wales	194	278	190	231	374	16,468	27,162	23,527	31,665	43,676
Queensland	13	42	23	24	40	1,188	4,223	4,846	2,692	4,991
<i>Australian Commonwealth (Total)</i>	<i>326</i>	<i>520</i>	<i>322</i>	<i>424</i>	<i>592</i>	<i>29,074</i>	<i>49,242</i>	<i>46,003</i>	<i>67,953</i>	<i>70,998</i>
New Zealand (including Nauru and British Samoa)	9	110	30	99	5	1,145	13,777	3,421	12,585	620
Other British Possessions	1	56	38	238	160	333
TOTAL BRITISH EMPIRE	29,048	35,439	10,006	5,464	9,126	26,91,186	28,43,216	10,52,242	7,22,570	9,53,456
Germany	1,162	3,495	5	94,954	3,34,833	1,160
Netherlands	1,175	175	35,098	21,000
Belgium	2,000	1,250	1,55,000	26,726	8
France	40	175	..	15	..	4,400	19,625	10	3,349
Portugal	590	61,292
Greece	150	13,634
Mascat Territory and Trucial Oman	7	3	6	11	6	1,565	580	1,290	2,772	1,745
Other Native States in Arabia	15	1	..	22	325	3,000	200	60
Sumatra	7	7	15	1,208	1,010	2,324
Java	7	18	1	994	2,700	141
China (excluding of Hongkong and Macao)	11	4	5	1,332	396	435
Japan	25,776	29,442	31,558	25,131	20,756	25,33,558	24,62,741	23,76,415	27,37,827	18,00,621
Egypt	3	..	23	880	..	5,000	..
Portuguese East Africa	19	5	4	5	3	3,611	1,913	1,443	2,031	1,410
Other Foreign Countries	1	..	3	55	4	99	97	612
TOTAL FOREIGN COUNTRIES	28,989	35,436	32,685	25,173	20,797	27,97,299	29,80,396	24,99,534	27,48,947	18,10,029
<i>Share of Bengal</i>	<i>..</i>	<i>2</i>	<i>..</i>	<i>..</i>	<i>..</i>	<i>..</i>	<i>125</i>	<i>..</i>	<i>..</i>	<i>..</i>
“ Bombay	1,580	641	2,345	373	193	2,34,072	93,009	3,01,622	53,194	46,323
“ Madras	5	20	39	3,923	..	700	2,495	2,759	270	..
“ Burma	26,462	70,712	40,317	37,447	29,739	52,53,713	57,22,953	32,46,335	34,13,143	37,22,157
TOTAL	53,037	70,875	42,691	39,642	29,923	54,85,495	58,22,612	35,51,776	34,71,517	27,63,485
Grain (I. O.)—	Tons	Tons	Tons	Tons	Tons					
United Kingdom	10,896	27,163	57,393	313	..	13,73,027	29,04,250	65,32,739	27,379	26
Aden and Dependencies	68	168	351	518	467	12,675	23,545	57,391	76,887	92,447
Mesopotamia	46	29	33	54	9	12,446	6,118	6,639	8,481	1,720
Bahrain Islands	72	101	92	100	77	11,331	12,966	13,061	14,442	12,660

* Shown as a Foreign Country from 1923-24.

No. 14—continued

ARTICLES, AND COUNTRIES OF FINAL DESTINATION; ALSO SHARE OF EACH PROVINCE	QUANTITY					VALUE				
	1922-23	1923-24	1924-25	1925-26	1926-27	1922-23	1923-24	1924-25	1925-26	1926-27
Grain, Pulse, and Flour— continued										
Pulse—continued	Tons	Tons	Tons	Tons	Tons					
Gram (L. O.)—continued										
✓ Ceylon	2,382	2,423	2,483	2,297	2,256	4,10,015	5,16,527	5,52,859	6,16,467	6,10,071
Straits Settlements (including Labuan)	1,224	1,361	1,344	1,430	1,480	2,21,643	1,85,320	1,92,617	2,60,223	2,54,549
Federated Malay States	4	20	46	68	121	681	2,422	6,803	6,932	17,851
Hongkong	2	30	59	62	22	1,408	3,321	7,850	8,960	4,247
Egypt*	42	—	—	—	—	7,492	—	—	—	—
Natal	89	123	163	129	162	22,048	29,964	45,711	27,080	42,330
Zanzibar and Pemba	116	92	108	111	186	21,849	22,412	26,248	20,611	27,497
Kenya Colony	83	116	109	170	201	23,191	29,755	27,455	47,129	56,226
Tanganyika Territory	25	29	41	49	61	6,775	7,362	11,237	12,610	16,601
Somaliland Protectorate	179	311	..	45	..	26,200	26,783	..	6,000
Mauritius and Dependencies	1,774	1,761	1,228	1,570	622	2,22,244	2,46,227	1,72,617	2,17,096	1,24,648
Fiji Islands	9	11	2	12	11	1,801	1,510	481	1,707	1,680
Other British Possessions	3	4	4	5	799	1,480	1,022	1,496	2,298
TOTAL BRITISH EMPIRE	16,832	24,624	24,635	7,822	6,478	24,62,795	40,48,991	77,21,973	22,69,518	11,06,274
Germany	92	1,443	22,047	1,190	..	15,840	1,42,848	29,68,872	1,80,610	10
Netherlands	49	20,479	20,417	2,349	..	7,920	21,02,272	22,97,003	4,89,980	..
Belgium	98	49	101	102	..	15,840	7,920	12,224	11,807	10
France	4,236	10,453	15,440	5,605	1,129	5,24,201	11,54,225	17,46,116	10,00,128	1,66,064
Greece	98	50	12,094	5,972
Syria	3	50	9	22	..	1,000	11,420	1,080	7,620
Mascat Territory and Trucial Oman	198	202	229	256	159	21,427	26,010	29,261	24,200	22,208
Other Native States in Arabia	323	227	164	103	222	72,410	48,526	22,271	10,417	27,219
Persia	87	88	52	78	25	15,022	5,215	9,228	12,080	6,929
Siam	6	10	17	14	10	1,460	2,072	2,222	2,262	2,620
Japan	50	250	..	1	192	5,792	21,024	70	124
Egypt*	2,567	7,196	9,022	5,622	..	4,12,106	9,12,222	12,79,645	9,29,616
Portuguese East Africa	19	25	21	24	20	5,229	6,592	8,072	9,420	6,411
Réunion	3	5	4	15	1	525	850	900	2,222	200
Other Foreign Countries	7	7	2	4	2	1,027	1,442	779	1,222	1,222
TOTAL FOREIGN COUNTRIES	5,125	26,674	77,950	22,722	7,516	7,52,764	29,27,704	55,57,708	20,22,220	12,22,220
Share of Bengal	2,227	2,222	12,722	222	227	2,22,222	2,22,222	12,22,222	22,222	22,222
.. Bombay	1,222	4,222	6,222	4,222	2,222	2,22,222	7,22,222	10,22,222	22,222	7,22,222
.. Sind	15,222	22,222	12,222	22,222	2,222	20,22,222	22,22,222	12,22,222	22,222	22,222
.. Madras	22	222	22	122	222	22,222	22,222	22,222	22,222	22,222
.. Burma	2,227	2,127	1,227	1,622	1,222	2,22,222	2,22,222	1,22,222	2,22,222	2,22,222
TOTAL	21,927	71,202	122,222	20,222	12,222	22,22,222	70,22,222	1,22,22,222	44,22,222	22,22,222
Levite (L. C.)— United Kingdom	4,127	10,222	2,222	2,122	10,222	5,22,222	12,22,222	10,22,222	12,22,222	17,22,222
Aden and Dependencies	72	22	71	22	72	19,722	5,222	14,222	22,222	12,179
Mesopotamia	145	219	260	169	222	24,209	24,249	66,277	29,722	67,000
Bahrain Islands	48	42	49	29	24	10,520	9,021	12,526	7,247	2,195
Maldives	2	2	6	1	..	427	445	1,212	180	..
✓ Ceylon	412	974	627	1,229	459	77,212	2,14,054	1,22,075	2,20,242	1,11,271
Straits Settlements (including Labuan)	20	12	..	2	..	5,666	2,209	..	450	..
Cape of Good Hope	19	5	22	22	15	4,279	1,024	4,662	5,004	2,512
Natal	62	20	62	122	121	12,712	5,224	11,227	24,722	45,117
Transvaal	4	22	2	7	22	799	2,222	200	1,520	4,722
Zanzibar and Pemba	64	99	170	192	271	16,400	22,222	42,222	55,200	1,02,216
Kenya Colony	20	24	42	100	111	6,141	5,202	10,597	22,214	22,722
Transvaal Territory	1	..	12	22	64	917	700	2,276	2,245	16,200
Anglo-Nevadian Sudan	2	..	152	22	..	275	..	22,740	2,022
Mauritius and Dependencies	562	642	950	52	724	1,22,222	2,01,755	2,21,022	2,60,122	1,97,222

* Shown as a foreign country from 1922-24.

GENERAL EXPORTS

(632)

INDIAN MERCHANDISE

No. 14—continued

ARTICLES, AND COUNTRIES OF FINAL DESTINATION; ALSO SHARE OF EACH PROVINCE	QUANTITY					VALUE				
	1922-23	1923-24	1924-25	1925-26	1926-27	1922-23	1923-24	1924-25	1925-26	1926-27
	Tons	Tons	Tons	Tons	Tons	Rs	Rs	Rs	Rs	Rs
Grain, Pulse, and Flour —continued										
<i>Pulse—continued</i>										
<i>Lentils (I. O.)—continued</i>										
Seychelles	69	64	76	95	97	18,914	16,316	18,066	22,566	23,783
Western Australia	3	5	4	6	9	716	907	669	1,151	2,070
South Australia (including Northern Territory)	3	4	3	6	9	716	723	573	1,268	1,988
Victoria	23	22	36	63	39	4,412	4,425	5,930	13,135	8,654
New South Wales	33	10	14	12	40	7,565	1,997	2,509	2,426	3,772
Queensland	3	4	4	3	6	654	770	762	596	1,143
<i>Australian Commonwealth (Total)</i>	70	45	61	90	103	14,063	8,822	10,443	18,576	32,327
New Zealand (including Nauru and Br. Samoa)	10	76	76	66	131	2,045	13,225	12,482	12,820	33,657
Other British Possessions	15	3	..	2	..	706	280	156	489	296
TOTAL BRITISH EMPIRE	5,775	13,054	11,385	12,070	13,444	9,31,540	19,12,797	16,23,306	23,14,939	24,82,172
Germany	372	99	55,912	5	16,830
Netherlands	75	431	10,672	54,351
Belgium	74	625	99	10,477	72,997	11,981
France	4,135	9,960	2,436	1,906	1,069	6,06,126	12,70,952	2,86,367	2,36,192	1,67,083
Greece	1,076	513	1,47,643	65,643	..	110	..
Roumania	81	21,500	..
Syria	11	119	46	3,500	34,485	18,406
Maskat Territory and Trucial Oman	37	31	33	30	31	3,899	6,984	7,406	6,997	9,039
Other Native States in Arabia	968	349	235	173	137	2,50,034	99,671	63,785	50,236	34,964
Persia	164	230	226	176	181	33,792	45,015	50,251	40,213	46,343
Egypt (a)	143	5,337	329	41,864	13,79,013	33,234
Portuguese East Africa	15	27	27	40	57	3,910	6,462	6,175	10,671	13,346
Madagascar	3	1	1	1	4	1,213	399	120	310	875
Réunion	3	72	37	52	15	1,275	16,930	9,000	13,100	3,900
Italian East Africa	7	13	47	96	20	2,375	4,000	13,641	22,134	4,644
United States of America via Atlantic Coast	12	21	32	16	11	3,329	4,300	5,446	3,500	2,909
Dutch Guiana	5	3	1,188	550	..	100	..
Other Foreign Countries	2	3	..	4	..	1,052	1,185	310	1,470	209
TOTAL FOREIGN COUNTRIES	6,953	12,279	3,432	8,530	1,999	11,42,902	16,49,694	5,04,346	18,25,031	4,11,037
<i>Share of Bengal.</i>	<i>7,317</i>	<i>14,737</i>	<i>7,632</i>	<i>2,936</i>	<i>5,395</i>	<i>9,99,229</i>	<i>19,25,554</i>	<i>9,03,022</i>	<i>5,11,654</i>	<i>3,96,663</i>
.. Bombay	4,625	7,395	5,660	15,633	9,995	9,50,664	13,43,606	10,46,353	33,40,379	19,86,072
.. Sind	711	2,646	1,375	2,026	53	1,09,425	2,92,621	1,34,373	2,37,517	10,594
.. Madras	45	3	7,394	430
.. Burma	30	3	7,340	370
TOTAL	12,728	25,333	14,817	20,600	15,443	20,74,442	35,62,491	21,28,652	41,40,050	28,93,259
<i>Other sorts (I. O.)—</i>										
United Kingdom	17,466	29,235	20,910	12,712	12,791	22,72,750	32,19,743	23,34,555	16,09,506	17,64,329
Aden and Dependencies	104	144	124	99	106	27,339	34,935	29,405	26,573	24,600
Mesopotamia	79	106	151	175	158	16,832	19,266	26,477	31,236	26,335
Bahrain Islands	43	22	19	52	45	7,370	3,992	3,317	9,675	3,333
Ceylon	11,473	16,112	16,519	16,070	14,191	23,37,502	24,35,237	27,02,233	27,66,115	24,36,649
Straits Settlements (including Labuan)	7,595	7,052	7,303	3,379	3,412	14,61,436	11,15,371	11,19,613	14,39,243	15,77,203
Federated Malay States	10	31	111	343	379	1,367	3,343	14,613	57,315	1,64,033
Hongkong	43	656	396	314	63	10,116	76,929	40,501	62,763	15,5123
Egypt (a)	31	6,192
Cape of Good Hope	53	18	26	16	69	12,421	3,933	4,523	2,330	15,300
Natal	1,346	1,651	1,306	1,653	1,632	3,90,750	3,03,112	3,51,136	3,53,220	3,76,655
Transvaal	4	17	3	..	1	1,272	2,750	375	..	300
Zanzibar and Pemba	91	79	173	594	439	25,739	19,035	43,334	36,531	67,523
Kenya Colony	25	46	46	90	117	7,450	11,746	11,433	24,339	23,336
Anglo-Egyptian Sudan	1	1	2	4	4	393	765	339	1,563	1,104
Tanganyika Territory	3	12	23	30	35	2,329	2,963	6,244	3,210	10,373
Mauritius and Dependencies	6,460	4,340	5,401	4,644	4,253	14,18,143	7,71,973	3,57,423	7,61,562	6,54,324
Seychelles	3	6	5	9	5	390	1,216	1,375	2,973	1,413
Canada via Atlantic Coast	..	100	10,537

(a) Shown as a Foreign country from 1923-24.

ARTICLES, AND COUNTRIES OF FINAL DESTINATION; ALSO SHARE OF EACH PROVINCE	QUANTITY					VALUE				
	1922-23	1923-24	1924-25	1925-26	1926-27	1922-23	1923-24	1924-25	1925-26	1926-27
	Tons	Tons	Tons	Tons	Tons	Rs	Rs	Rs	Rs	Rs
Grain, Pulse, and Flour—continued										
Pulse—continued										
Other sorts (I.C.)—contd.										
Canada via Pacific Coast	..	1	300	100	452	20,474	11,044	..
British West India Islands	1,134	1,023	1,239	1,223	1,023	2,22,351	1,71,389	2,04,545	2,12,735	1,64,005
British Guiana	929	961	1,026	1,320	972	2,16,661	1,66,973	1,63,775	2,27,211	1,65,242
Victoria	1	..	100	..	784	108	..	9,427	..	94,937
New South Wales	1	..	27	29	72	322	..	2,578	4,972	10,919
Australian Commonwealth (Total)	2	..	127	29	446	430	..	12,695	4,972	1,65,214
New Zealand (including Nauru and Br. Samoa)	..	8	7	10	9	..	1,298	1,178	1,624	1,877
Fiji Islands	257	145	169	226	261	51,323	23,879	27,003	29,704	20,561
Other British Possessions	4	3	2	3	5	923	636	611	652	1,046
TOTAL BRITISH EMPIRE	47,660	61,844	56,014	48,322	46,426	52,10,147	34,56,558	50,34,260	77,41,021	76,86,477
Germany	2,177	14,942	6,916	1,455	2,924	2,46,049	15,94,189	8,02,224	1,61,775	2,17,647
Netherlands	1,837	23,535	21,112	2,412	7,547	2,22,870	24,32,061	22,97,128	2,91,096	10,70,705
Belgium	1,563	2,802	2,426	..	99	1,90,745	2,32,020	2,71,508	12	11,040
France	722	1,272	794	105	496	95,227	1,46,494	62,102	11,640	72,027
Italy	70	6,051	..	18
Greece	..	300	2	1	21,299	124	20	..
Masbat Territory and Trucial Oman	32	39	70	78	64	6,205	6,463	10,743	12,227	10,226
Other Native States in Arabia	111	62	14	25	112	22,447	12,379	2,012	4,462	22,026
Persia	127	122	225	212	170	25,662	29,212	23,072	24,424	22,120
Sumatra	44	3	22	17	27	2,225	612	4,212	2,225	4,641
Java	167	65	92	104	25	26,422	9,667	14,122	19,706	14,540
Siam	51	91	95	22	77	12,652	20,514	19,272	12,622	10,522
China (exclusive of Hong-kong and Macao)	15	47	26	9	10	2,042	5,742	6,219	2,000	2,217
Japan	..	2,052	202	2,976	109	945	1,24,120	21,424	2,97,976	10,226
Egypt (a)	..	400	222	656	220	..	61,229	1,26,427	1,44,766	67,724
Portuguese East Africa	61	99	120	116	127	19,226	29,271	22,662	22,227	41,460
Italian East Africa (Somaland and Britrea)	1	2	1	22	1	422	220	212	2,427	464
Madagascar	1	11	2	1	2	222	1,212	274	420	472
Reunion	5	..	5	..	4	1,145	75	1,124	100	227
United States of America— Via Atlantic Coast	..	2	..	2	5	17	2,015	..	222	1,021
.. Pacific	..	4	2	2	5	20	620	627	400	1,020
French West Indies	1	64	29	29	2	142	9,222	4,124	5,122	220
French Guiana	..	49	7,229
Dutch Guiana	99	122	201	222	102	19,027	27,169	22,242	40,652	21,651
Other Foreign Countries	1	6	52	220	1,077	45
TOTAL FOREIGN COUNTRIES	7,024	46,991	21,267	2,769	12,245	9,11,021	50,67,422	25,26,796	11,09,079	17,46,942
Share of Bengal	26,100	22,052	20,241	22,272	21,260	21,20,272	1,02,04,222	72,24,242	20,27,271	27,22,272
.. Bombay	2,729	4,229	2,724	2,222	1,272	7,09,100	19,19,227	12,07,277	9,22,227	4,22,200
.. Sind	2,229	7,222	17,216	2,222	2,272	11,22,222	19,12,222	22,24,222	12,22,222	12,22,222
.. Madras	227	627	1,200	1,422	1,221	22,041	1,22,212	2,09,222	2,70,227	2,22,227
.. Burma	6,229	2,102	4,222	29,179	2,272	12,29,179	2,79,272	6,22,272	12,22,222	6,22,222
TOTAL	54,684	108,835	22,221	27,091	22,021	94,21,172	1,22,22,221	1,19,22,126	22,21,021	24,22,419
Total Pulse—	Tons	Tons	Tons	Tons	Tons					
United Kingdom	52,622	99,012	94,269	24,052	29,222	64,22,102	99,09,422	1,07,22,222	22,27,247	40,22,660
Aden and Dependencies	227	259	222	712	620	22,042	69,722	1,02,174	1,27,219	1,26,222
Mesopotamia	270	254	444	202	420	62,927	20,222	99,042	79,469	92,651
Bahrain Islands	162	165	160	121	122	29,721	26,029	22,204	21,464	20,122
Maldives	2	5	7	4	5	712	222	1,504	714	222
Ceylon	12,006	21,724	21,242	21,612	12,024	29,02,122	22,02,277	24,22,127	22,21,222	21,22,072

(a) Shown as a Foreign country from 1923-24.

GENERAL EXPORTS

INDIAN MERCHANDISE

(634)

No. 14—continued

ARTICLES AND COUNTRIES OF FINAL DESTINATION; ALSO SHARE OF EACH PROVINCE	QUANTITY					VALUE				
	1922-23	1923-24	1924-25	1925-26	1926-27	1922-23	1923-24	1924-25	1925-26	1926-27
Grain, Pulse, and Flour— continued						R	R	R	R	R
Pulse—continued	Tons	Tons	Tons	Tons	Tons					
Total Pulse—continued										
Straits Settlements (including Labuan)	9,704	9,468	9,187	10,703	11,418	18,42,068	14,69,629	14,00,858	18,44,108	20,62,531
Federated Malay States	38	92	196	441	1,092	3,263	14,248	27,304	72,954	2,00,231
Hongkong	925	1,102	885	596	388	1,48,558	1,22,852	82,717	73,973	47,168
Egypt (a)	79	—	—	—	—	15,034	—	—	—	—
Cape of Good Hope	72	77	56	42	86	17,333	9,910	9,758	8,094	20,488
Natal	2,069	1,336	2,037	1,931	2,030	4,35,960	3,52,664	4,10,900	4,27,441	4,71,402
Transvaal	8	39	4	7	23	2,071	6,656	675	1,530	5,085
Zanzibar and Pemba	282	297	541	1,056	1,086	79,058	74,676	1,85,474	2,01,990	2,32,985
Kenya Colony	180	180	210	366	437	37,972	48,574	54,743	1,02,323	1,24,253
Anglo-Egyptian Sudan	1	3	3	162	38	468	1,405	1,557	40,700	9,327
Tanganyika Territory	34	44	76	111	160	10,071	11,068	20,957	29,301	44,292
Somaliand Protectorate	1	170	211	—	45	200	36,260	26,783	—	6,000
Mauritius and Dependencies	8,833	6,945	7,590	7,572	5,869	18,75,612	12,20,118	12,61,698	13,39,675	9,77,169
Seychelles	72	70	83	109	104	20,004	17,920	20,294	25,208	25,996
Canada—										
Via Atlantic Coast	..	100	10,567
" Pacific "	..	1	200	100	452	20,510	11,944	..
British West India Islands	1,134	1,023	1,339	1,240	1,023	2,33,851	1,71,369	2,05,845	2,13,005	1,84,905
British Guiana	929	961	1,099	1,331	972	2,16,342	1,67,058	1,68,895	2,27,499	1,65,369
Western Australia	22	51	10	33	37	2,237	5,054	2,294	4,647	5,376
South Australia (including Northern Territory)	15	20	12	21	34	1,737	2,039	1,574	3,034	4,593
Victoria	112	160	221	190	954	13,236	16,819	30,361	31,219	1,20,116
New South Wales	233	238	231	272	436	24,355	29,159	29,614	38,763	63,367
Queensland	16	46	27	27	46	1,342	4,993	5,608	3,433	6,134
Australian Commonwealth (Total)	398	566	510	543	1,557	43,507	53,064	69,451	31,301	1,39,591
New Zealand (including Nauru and Br. Samoa)	19	194	113	174	145	3,190	23,300	17,081	20,933	35,354
Fiji Islands	267	156	171	233	272	53,302	25,409	27,434	41,411	52,331
Other British Possessions	16	..	1	672	240	335	142	190
TOTAL BRITISH EMPIRE	99,315	144,971	141,940	73,688	76,432	1,45,95,668	1,72,56,552	1,84,47,331	1,21,49,078	1,23,23,479
Germany	3,310	19,385	30,665	2,675	3,033	4,15,755	20,71,375	34,73,256	3,62,335	3,34,437
Netherlands	1,961	45,620	51,705	5,761	7,547	2,42,462	47,35,333	53,16,061	7,31,926	..,070,705
Belgium	3,735	5,526	2,623	102	99	3,72,065	5,59,363	2,95,813	11,319	11,953
France	9,093	21,723	18,345	10,616	2,719	12,35,554	25,76,131	21,45,299	13,33,025	3,97,608
Italy	70	6,051	35	14
Portugal	590	61,292
Roumania	21,700	..
Greece	1,076	911	202	1	..	1,47,648	1,03,636	19,776	140	..
Syria	..	3	61	123	69	..	1,000	14,920	36,265	26,076
Mascat Territory and Trucial Oman	274	275	343	375	230	43,256	40,043	43,700	56,456	43,613
Other Native States in Arabia	1,402	640	573	307	433	3,50,913	1,56,261	1,03,069	71,315	94,431
Perak	338	450	513	470	337	80,337	79,542	97,621	37,327	31,367
Sumatra	55	4	29	24	52	10,543	762	4,213	4,450	6,365
Java	174	85	94	105	35	27,435	12,690	14,504	20,162	14,957
Siam	59	103	112	97	33	14,473	23,097	23,421	21,333	19,566
China (exclusive of Hongkong and Macao)	23	52	31	9	10	4,735	6,271	7,065	2,932	2,570
Japan	23,776	31,544	32,110	23,107	20,366	25,39,715	26,52,634	24,23,923	30,35,373	18,11,691
Egypt (a)	..	3,971	3,167	15,732	6,767	..	4,77,615	10,32,199	23,03,422	11,75,784
Portuguese East Africa	114	156	132	194	217	32,136	44,239	49,332	55,449	70,127
Madagascar	6	14	5	5	3	1,653	2,352	857	1,317	1,323
Reunion	16	77	46	67	20	2,945	17,905	11,034	20,725	4,327
Italian East Africa	8	16	43	113	21	2,333	4,024	13,930	25,671	5,103

(a) Shown as a foreign country from 1923-24.

No. 14—continued

ARTICLES AND COUNTRIES OF FINAL DESTINATION; ALSO SHARE OF EACH PROVINCE	QUANTITY					VALUE				
	1922-23	1923-24	1924-25	1925-26	1926-27	1922-23	1923-24	1924-25	1925-26	1926-27
	Tons	Tons	Tons	Tons	Tons	Rs	Rs	Rs	Rs	Rs
Grain, Pulse, and Flour— continued										
<i>Pulse—continued</i>										
<i>Total Pulse—concluded</i>										
United States of America— Via Atlantic Coast . . .	12	29	38	15	16	3,346	6,800	6,446	4,056	3,076
.. Pacific	4	8	..	8	..	782	667	400	1,000
French West Indies . . .	1	64	29	20	2	142	9,836	4,184	5,126	350
French Guiana	49	7,890
Dutch Guiana	104	185	201	222	108	20,295	27,700	32,863	60,788	21,551
Other Foreign Countries	1	1	9	..	545	561	325	1,637	25
TOTAL FOREIGN COUNTRIES	48,091	131,830	147,404	65,910	48,887	54,03,996	1,38,26,217	1,87,00,946	97,00,927	51,00,144
Share of Bengal	45,704	118,400	121,805	35,921	47,146	75,63,442	1,33,76,167	89,97,669	36,63,097	77,03,171
.. Bombay	10,342	17,859	20,146	24,187	14,623	21,72,649	39,44,735	36,33,830	48,26,133	30,12,331
.. Sind	24,646	64,850	129,910	34,989	17,899	33,57,342	72,06,390	1,64,84,297	43,07,736	27,22,216
.. Madras	472	803	1,417	4,748	1,409	73,454	1,32,499	3,16,889	2,83,714	2,18,693
.. Burma	66,242	80,439	46,166	39,183	36,930	70,52,877	63,57,727	39,39,469	48,95,894	36,39,008
TOTAL	1,147,403	276,351	280,484	138,938	118,899	2,01,90,664	8,08,81,769	8,42,08,817	2,00,10,006	1,76,23,623
Rice in the husk (Paddy) (I, C) (a)—										
Mesopotamia	12	..	90	30	600	2,065	60
Ceylon	37,207	29,374	27,558	35,535	20,159	34,00,612	27,82,028	25,00,564	30,41,622	20,36,160
Straits Settlements (including Labuan)	90	..	56	116	664	8,934	241	5,008	11,664	64,765
Hongkong	144	660	12,998
Other British Possessions . . .	7	8	5	..	7	63	1,122	689	427	1,245
TOTAL BRITISH EMPIRE	37,304	29,526	27,614	35,663	20,760	34,10,269	27,97,414	25,06,758	30,55,666	21,04,270
Germany	22	10	3	3	2,006	2,405	1,309	220	200	2,70,725
Turkey, European	100	..	781	..	256	9,739	..
Other Foreign Countries . . .	2	..	9	7	5	1,255	1,047	810
TOTAL FOREIGN COUNTRIES	24	10	12	109	2,011	3,186	1,564	1,485	10,981	3,71,226
Share of Bengal	595	4,131	81	4	3	54,292	4,18,420	9,078	681	316
.. Bihar and Orissa	22	10	733	2,600	1,062	75,896
.. Bombay	1	5	8	14	6	435	1,039	1,232	2,789	1,142
.. Sind	50	30
.. Madras	3,013	6,134	2,472	2,914	2,067	3,05,290	6,32,369	2,97,379	3,38,376	2,30,480
.. Burma	33,697	10,206	24,895	32,860	20,887	30,50,879	17,46,039	12,46,342	33,26,018	21,27,093
TOTAL	37,328	29,536	27,625	35,772	22,761	34,12,496	27,98,078	25,06,241	30,04,664	23,76,406
Rice, not in the husk (I, C) (a)—										
<i>Bottled rice—(b)</i>										
United Kingdom	2,532	4,050	2,561	2,406	..	5,63,210	7,00,542	6,00,000	6,45,492
Aden and Dependencies	8,234	7,877	9,137	6,479	..	15,20,186	14,06,406	16,03,711	12,88,149
Mesopotamia	2,187	2,461	2,200	1,942	..	4,14,748	6,70,064	4,97,368	4,12,147
Bahrain Islands	23,402	18,642	21,783	12,169	..	40,06,867	24,44,860	42,12,967	28,30,204
Maldives	2,092	613	446	467	..	2,84,185	94,433	98,456	1,00,978
Ceylon	339,687	256,421	284,024	373,436	..	5,62,04,260	6,26,00,499	6,87,07,915	6,04,42,233
Straits Settlements (including Labuan)	13,730	10,606	12,318	23,601	..	22,09,410	18,54,550	20,71,449	40,06,460
Federated Malay States	7,772	12,144	9,165	16,123	..	12,06,014	19,70,602	14,07,991	27,67,599
Hongkong	17	113	26	2,705	12,502	6,932	325
Cape of Good Hope	190	716	542	501	..	37,017	1,25,883	1,12,546	1,00,880
Natal	14,749	15,566	16,760	14,999	..	27,14,431	29,21,239	31,48,700	29,08,027
Transvaal	293	918	213	332	..	55,345	1,07,007	46,578	70,360
Zanzibar and Pemba	243	445	250	201	..	50,068	83,187	62,372	45,578
Kenya Colony	214	366	636	664	..	47,078	82,290	1,54,626	1,67,138
Tanganyika Territory	21	6,469
Somaliland Protectorate	1,115	402	1,408	2,539	..	2,26,956	61,901	3,04,821	3,44,374
Anglo-Egyptian Sudan	62	13,070
Mauritius and Dependencies	47,176	65,956	62,716	50,269	..	67,22,758	1,04,50,076	97,03,605	91,97,210
Seychelles	322	386	233	372	..	58,106	76,999	63,022	78,744
British West India Islands	17,623	11,301	9,860	10,656	..	22,78,708	19,14,063	17,07,549	18,18,225
Victoria	5	10	4	1,250	2,182	700
New South Wales Australian Commonwealth (Total)	18	30	4	2,500	6,364	700
New Zealand (including Niue and Br. Samoa)	10	2,007
Other British Possessions	8	1,028
TOTAL BRITISH EMPIRE	..	482,592	409,901	525,060	622,357	..	8,12,22,025	8,97,71,850	8,98,42,208	9,20,20,981

(a) Subject to duty at the rate of 2 annas per Indian maund of 82½ lbs.
(b) Separately recorded from 1923-24.

GENERAL EXPORTS

(636)

INDIAN MERCHANDISE

No. 14—continued

ARTICLES, AND COUNTRIES OF FINAL DESTINATION; ALSO SHARE OF EACH PROVINCE	TIFY					VALUE				
	1922-23	1923-24	1924-25	1925-26	1926-27	1922-23	1923-24	1924-25	1925-26	1926-27
Grain, Pulse, and Flour—continued	Tons	Tons	Tons	Tons	Tons	R	R	R	R	R
Rice, not in the husk (I. C.)										
(a)—continued										
Bolled rice (b)—continued										
Norway	—	100	..	—	21,804	..
Germany	—	1,396	2,702	1,562	1,581	—	2,50,171	4,64,162	2,57,803	2,53,52
Netherlands	—	250	100	—	45,842	21,618
Belgium	—	..	50	—	..	8,182
France	—	319	1,164	600	95	—	52,884	2,44,565	1,31,591	20,11
Italy	—	50	..	—	10,902	..
Turkey, European	—	..	251	107	120	—	..	51,313	22,028	25,71
Turkey, Asiatic	—	64	1,632	2,445	496	—	11,210	3,01,790	4,70,214	1,07,41
Syria	—	..	23	41	61	—	..	5,000	8,390	12,01
Smyrna	—	..	10	147	..	—	..	2,200	31,743	..
Mascat Territory and Trucial Oman	—	28,291	14,575	21,240	19,570	—	48,97,529	26,50,183	42,43,607	40,89,08
Other Native States in Arabia	—	31,771	10,046	17,159	16,559	—	54,78,322	18,01,768	34,85,330	36,64,10
Perak	—	5,114	5,407	4,979	3,149	—	8,83,180	10,07,766	9,61,913	6,52,80
Benjam Island	—	49	17	11	6	—	8,070	3,139	2,607	1,60
Sumatra	—	10	1	—	45	..	1,493	17
Java	—	3	12	11	9	—	801	2,997	2,930	1,92
China (exclusive of Hong-kong and Macao)	—	7	..	400	..	—	1,478	107	61,721	..
Japan	—	8	..	50	8	—	1,365	..	9,116	2,09
Egypt*	—	1,518	1,996	3,055	2,950	—	2,33,424	3,49,148	5,76,332	5,56,20
Tripoli	—	10	..	—	2,466	..
Portuguese West Africa	—	..	37	—	..	7,000
Portuguese East Africa	—	181	256	332	238	—	24,613	53,904	69,519	45,40
Madagascar	—	..	11	—	..	2,250
Italian East Africa (Somali-land and Eritrea)	—	1,291	1,054	2,308	971	—	2,21,098	1,39,951	4,74,521	1,93,88
French Somaliland	—	304	359	117	97	—	58,902	72,210	25,860	20,67
United States of America—7th Atlantic Coast	—	5	..	6	7	—	1,251	..	1,620	1,70
French West Indies	—	3,855	4,317	947	601	—	6,21,923	3,31,919	2,08,973	1,32,47
Dutch West Indies	—	8	—	1,60
Cuba	—	1,805	128	890	1,983	—	4,25,993	28,757	1,84,085	3,14,38
Other Foreign Countries	—	4	—	659	50
TOTAL FOREIGN COUNTRIES	—	76,185	44,155	56,877	48,520	—	1,32,33,760	31,90,168	1,12,67,643	1,00,93,11
Share of Bengal	—	269,742	369,356	117,193	99,020	—	4,47,12,312	4,78,16,313	2,40,66,344	1,92,03,91
.. Bombay	—	107	28	190	13	—	27,687	3,932	23,725	3,00
.. Sind	—	19,101	27,187	39,613	30,636	—	32,99,136	50,08,931	78,97,909	64,60,11
.. Madras	—	70,695	54,137	60,417	107,322	—	1,30,25,343	1,10,78,092	1,27,70,345	2,12,46,21
.. Burma	—	203,132	302,328	364,539	348,316	—	3,31,92,997	3,36,48,644	6,63,72,633	5,55,15,66
TOTAL	—	558,777	544,056	581,937	570,877	—	9,45,60,785	9,69,61,313	10,11,30,956	10,31,18,96
Cleaned Rice—	Tons	Tons	Tons	Tons	Tons					
United Kingdom	54,407	33,993	62,014	51,148	39,313	95,47,197	62,91,316	1,02,12,996	77,40,658	62,37,01
Gibraltar	1	1,500	..	88	185	215	1,38,348	..
Palestine	25	1	1	1	1	4,375	350	500	1,080	61
Aden and Dependencies	8,807	1,427	527	1,079	670	18,93,766	2,99,746	1,33,209	2,00,615	1,61,11
Mesopotamia	7,870	2,101	4,593	10,449	2,018	17,39,791	4,56,544	10,49,651	22,18,125	4,13,61
Bahrain Islands	23,944	376	1,650	3,264	2,318	47,20,718	80,360	3,21,439	5,85,772	4,90,31
Maldives	194	22	78	9	16	37,254	5,713	20,314	1,533	4,31
Ceylon	44,534	5,808	1,681	3,578	2,799	79,85,399	9,87,429	3,27,742	6,76,350	5,59,41
Straits Settlements (including Labuan)	155,193	169,256	179,530	185,954	162,997	2,48,44,061	2,59,07,170	2,33,44,307	2,78,89,337	2,53,59,41
Federated Malay States	20,479	14,161	25,095	31,075	20,638	33,11,342	21,93,995	40,53,293	31,60,959	32,89,41
British Borneo
Hongkong	93,021	50,271	15,071	24,315	3,631	1,44,22,230	79,77,715	22,71,014	33,80,270	5,35,01
EGYPT*	94,392	1,65,23,799
Cape of Good Hope	5,168	5,695	5,729	5,759	4,213	11,16,487	11,01,785	12,19,679	9,92,404	7,49,41
Natal	3,243	2,701	3,454	3,403	2,774	17,19,445	6,01,330	7,44,511	7,11,600	5,86,81
Transvaal	137	28,561
Zanzibar and Pemba	14,371	12,521	10,629	19,921	20,046	29,12,607	33,51,924	17,50,439	32,63,500	34,32,11
Kenya Colony	3,073	1,931	2,367	4,033	2,345	6,33,034	4,73,514	6,12,341	9,35,340	6,40,81
Tanganyika Territory	132	97	214	499	290	38,335	31,122	68,139	1,37,688	95,01
Uganda Protectorate	8	1,761

(a) Subject to duty at the rate of 3 annas per Indian maund of 82½ lbs.
 (b) Separately recorded from 1923-24.
 * Shown as a Foreign Country from 1923-24.

ARTICLES, AND COUNTRIES OF FINAL DESTINATION; ALSO SHARE OF EACH PROVINCE	QUANTITY					VALUE				
	1922-23	1923-24	1924-25	1925-26	1926-27	1922-23	1923-24	1924-25	1925-26	1926-27
	Tons	Tons	Tons	Tons	Tons	Rs	Rs	Rs	Rs	Rs
Grain, Pulse, and Flour—continued Rice not in the husk (L. O) (a)—continued Cleaned Rice—continued Anglo-Egyptian Sudan	1	22	68	87	22	452	6,310	16,705	19,789	7,735
Somaliand Protectorate	1,256	..	1	..	19	2,63,839	..	500	110	2,000
Mauritius and Dependencies	44,544	1,883	199	2,497	1,998	91,99,695	3,53,064	33,834	3,34,013	3,34,034
Seychelles	1,852	1,543	1,169	1,749	1,718	4,12,133	3,11,329	2,10,728	2,01,970	2,92,303
Canada— Ptd Atlantic Coast	2,150	2,570	2,350	2,704	1,630	2,90,075	4,18,787	4,17,969	4,48,013	2,15,362
" Pacific	..	200	700	250	25	..	28,829	1,69,978	41,948	4,293
British West India Islands	12,173	7,766	12,233	7,599	7,370	21,34,303	12,28,252	19,30,263	11,68,308	12,01,434
British Honduras	209	23,000
Western Australia	400	1,154	..	69,708	..	24	1,07,407	..
South Australia (including Northern Territory)	15	186	10	150	50	2,000	22,362	1,568	17,014	6,507
Victoria	9,951	2,930	7,877	12,496	2,495	16,07,970	4,32,449	11,31,918	19,31,376	3,54,939
New South Wales	16,232	12,316	16,617	10,908	9,197	31,27,794	19,94,404	27,01,822	18,81,037	13,44,318
Queensland	2,350	48	1,500	500	..	5,21,480	3,640	2,68,837	74,228	..
Australian Commonwealth (Total)	27,948	15,489	25,684	23,208	11,743	52,39,912	24,27,215	42,07,999	32,07,619	27,62,738
Territory of Papua	2,279	1,622	4,62,337	2,15,721
New Zealand (including Nauru and Br. Samoa)	424	1,554	115	2,285	254	80,674	2,14,054	19,147	2,00,692	42,653
Fiji Islands	185	..	5	206	990	31,183	..	2,992	22,743	1,45,860
Other British Possessions	25	90	70
TOTAL BRITISH EMPIRE	629,431	241,029	255,283	281,464	291,975	10,92,61,222	5,49,22,729	6,56,68,242	4,97,85,971	4,69,10,916
Russia— Northern Russia	500	90,000
Finland	500	1,300	90,000	1,92,752
Sweden	1,497	2,265	2,01,274	4,09,750	..
Norway	400	200	500	1,500	225	66,000	22,220	52,120	2,22,200	1,25,518
Denmark	405	1,000	1,000	64,826	1,60,000	1,60,000
Germany	325,510	384,244	341,669	311,102	248,791	5,12,55,953	6,00,23,218	5,29,59,025	4,97,09,030	3,79,18,192
Netherlands	68,032	46,131	73,621	92,465	69,322	22,48,497	71,78,664	1,17,04,048	1,30,11,242	1,02,44,228
Belgium	6,547	10,538	6,743	7,061	2,820	11,34,427	16,87,219	10,39,007	10,92,422	4,32,424
France	2,242	1,035	918	780	7	2,70,196	1,71,508	1,08,410	1,75,087	2,479
Portugal	4,500	4,250	19,999	12,700	11,890	8,00,000	6,99,680	22,97,921	21,22,214	20,40,498
Italy	2,950	7,230	22,669	19,242	9,025	6,22,814	10,77,660	27,41,677	30,09,411	14,41,666
Yunan	4,000	12,257	15,970	12,520	23,920	5,60,000	22,01,128	14,74,500	19,60,800	42,47,328
Austria	8,400	15,043	34,290	12,900	14,620	11,34,000	23,47,670	26,99,791	19,74,127	22,02,649
Hungary	11	2,250
Greece	850	..	182	1,70,190	..	26,052
Roumania	..	200	14,222
Turkey, European	120	101	202	43	75	22,275	14,511	26,770	12,124	15,950
Turkey, Asiatic	1,005	..	100	2,16,107	..	12,739
Syria	75	1	12	..	1	12,125	400	4,272	..	406
Maskat Territory and Trucial Oman	21,543	2,066	1,477	2,239	1,525	42,43,251	4,94,222	2,61,997	5,50,798	4,03,748
Other Native States in Arabia	29,067	508	792	2,552	2,202	58,65,151	1,12,520	1,82,956	5,46,480	6,09,660
Persia	5,420	2,225	4,626	7,282	4,049	11,68,544	6,94,826	9,81,982	15,11,002	8,48,009
Benjam Island	21	5	2	3	4	6,240	2,602	792	927	1,359
Sumatra	70,062	52,866	78,992	84,205	22,892	98,72,892	75,08,099	2,17,57,352	1,21,77,219	1,22,72,217
Java	61,224	125,904	42,716	111,268	17,275	91,57,221	1,24,40,481	65,52,676	1,57,77,226	29,21,221
Borneo (Dutch)	506	..	120	64,240	..	21,202
Celebes and other Islands	2,600	129	..	200	1,444	2,77,127	18,517	..	26,260	2,12,947
Siam	6,473	6,122	6,142	6,466	5,807	10,72,812	9,96,077	10,20,272	10,59,622	9,48,521
Philippine Islands and Guam	5	1,420	..	12
Fernoco	19,214	26,017	24,06,221	41,56,987
China (exclusive of Hongkong and Macao)	166,491	146,119	47,378	145,267	170,208	1,95,19,791	2,40,27,499	70,47,138	2,12,21,049	2,52,09,026
Korea	..	2,000	2,400	47,127	24,129	..	2,70,000	5,40,222	70,19,227	62,12,222
Japan	75,036	121,117	121,223	222,922	98,220	1,29,42,242	2,02,90,229	2,59,04,701	7,41,02,227	1,46,06,122
Egypt	..	29,268	60,704	70,220	22,966	..	66,27,866	1,26,99,221	1,06,62,127	86,14,672
Portuguese East Africa	4,642	5,207	4,221	4,517	6,023	19,02,022	19,22,277	9,40,222	9,22,126	12,72,704
Madagascar	..	2,000	4,05,220	75
Sanson	970	1,44,206	..
Italian East Africa (Somali- land and Britria)	274	276	200	151	68	77,792	52,992	44,145	22,176	14,212
Somaliand (French)	12	2,700

(e) Subject to duty at the rate of 2 annas per Indian maun or 22 lbs.
* Shown as a Foreign country from 1922-24.

GENERAL EXPORTS

(638)

INDIAN MERCHANDISE

No. 14—continued

ARTICLES AND COUNTRIES OF FINAL DESTINATION— ALSO SHARE OF EACH PRO- VINCE.	QUANTITY					VALUE				
	1922-23	1923-24	1924-25	1925-26	1926-27	1922-23	1923-24	1924-25	1925-26	1926-27
	Tons	Tons	Tons	Tons	Tons	R	R	R	R	R
Wheat, Pulse, and Flour— continued										
Rice not in the husk (L. C.) (a)—continued										
Cleaned Rice—continued										
United States of America—										
Wld Atlantic Coast . . .	720	808	1,521	1,905	1,520	1,48,667	58,394	2,57,380	3,20,520	2,49,575
" Pacific	185	18,711	186
Cuba . . .	87,259	88,225	116,400	85,863	114,841	1,66,49,593	1,45,88,051	2,05,08,377	1,39,05,241	1,92,65,369
Hayti and St. Domingo . . .	2,910	5,305	5,826	2,194	6,126	5,32,956	8,15,840	9,54,876	8,34,068	9,93,698
French West Indies . . .	4,058	68	48	8,47,718	12,392	10,698
Mexico	30	7,364
Colombia	190	25,750	..
Panama . . .	500	16,100	..	87,277
Brazil	100	32,70,795	..
Uruguay	494	..	600	78,708	14,985	88,998
Argentine Republic (including the Atlantic Coast of Patagonia) . . .	1,100	3,175	7,441	3,900	5,696	2,18,675	4,76,705	12,14,384	6,26,618	8,45,369
Chile (including the Pacific Coast of Patagonia) . . .	476	966	780	210	200	1,08,628	1,27,529	1,26,177	39,423	32,848
Peru	30	4,928
Bolivia . . .	500	85,802
Other Islands in the Pacific	670	2,956	98,035	2,06,024
Other Foreign Countries	6	66
TOTAL FOREIGN COUNTRIES	960,280	1,091,090	1,150,174	1,814,470	1,016,463	14,91,13,406	17,31,30,047	18,28,04,833	19,88,72,065	15,82,75,445
Share of Bengal . . .	203,990	32,779	63,007	25,957	19,011	4,12,16,484	62,43,925	1,26,07,035	59,21,633	43,30,367
" Bihar and Orissa . . .	1,593	2,414	39	..	327	2,72,460	4,19,993	6,408	..	59,759
" Bombay . . .	21,493	18,353	14,990	26,037	15,389	51,07,432	32,32,219	38,87,303	61,92,397	42,39,220
" Sind . . .	4,379	4,094	5,001	5,257	2,938	9,81,840	8,79,770	11,16,417	12,40,642	7,38,538
" Madras . . .	2,516	234	329	1,411	1,976	4,19,302	39,370	64,624	2,58,199	2,11,517
" Burma . . .	1,355,691	1,379,345	1,422,208	1,641,273	1,269,208	21,04,70,710	21,71,89,529	22,38,69,283	24,49,95,165	19,56,64,519
TOTAL	1,689,691	1,432,119	1,505,562	1,809,935	1,308,428	25,84,74,628	22,80,53,806	24,15,59,075	25,86,08,036	20,51,94,463
Broken cleaned rice—										
United Kingdom . . .	23,850	25,624	35,696	31,651	14,506	32,47,167	30,08,421	46,23,354	35,86,229	14,45,327
Aden and Dependences . . .	853	866	..	540	98	1,41,087	1,12,314	..	1,03,637	16,462
Mesopotamia
Bahrain Islands	50	7,779
Ceylon . . .	40,217	43,311	45,089	43,850	17,741	64,17,364	64,83,037	66,82,499	60,95,040	26,53,593
Straits Settlements (including Labuan) . . .	1,554	3,060	3,688	6,304	2,528	1,46,231	2,59,264	4,22,594	5,54,438	2,20,550
Federated Malay States	10	12	73	1,500	1,716	9,111	..
Hongkong . . .	3,728	13,104	8,648	1,307	..	3,43,327	9,45,657	5,94,857	90,916	..
Capo of Good Hope	20	80	3,298
Zanzibar and Pemba
British West India Islands	2,489	..
New Zealand (including Nauru and B. Samoa) . . .	12	1,925
TOTAL BRITISH EMPIRE	70,212	86,075	98,163	88,550	34,838	1,02,97,101	1,08,10,193	1,28,32,299	1,04,41,940	48,39,330
Germany . . .	11,913	17,903	4,067	2,542	..	14,24,978	19,50,004	4,19,498	3,33,044	..
Netherlands . . .	521	2,050	2,350	900	..	57,209	2,25,411	4,13,237	1,02,187	..
Belgium . . .	1,536	4,336	9,192	6,659	2,002	1,47,323	4,58,157	11,06,338	7,51,882	2,36,379
Austria	2,000	2,49,324
Morocco Territory and Trucial Oman . . .	74	101	98	161	61	10,175	12,348	14,090	22,806	11,368
Other Native States in Arabia . . .	919	133	7	176	..	67,159	17,320	3,000	33,413	..
Persia . . .	14	7	10	16	6	2,454	876	1,722	2,452	1,046
Java . . .	1,475	..	10	1,47,500	..	1,439
Siam . . .	538	5	27	2	8	94,390	372	2,550	260	920
China (exclusive of Hongkong and Macao) . . .	193	243	48	457	2,797	14,460	22,368	4,500	42,912	3,84,421
Korea	861	98,750	..
Japan . . .	3,195	2,068	..	13,736	3,315	3,25,621	2,05,120	..	15,01,389	2,15,914
Egypt*	369	..	15	50,895	..	2,087
Italian East Africa (Somali land and Eritrea) . . .	48	29	..	4,965	5,600	..
Cuba . . .	300	39,000
Other Foreign Countries	17
TOTAL FOREIGN COUNTRIES	20,156	26,849	18,678	25,530	8,314	23,35,234	28,92,063	22,65,093	28,95,200	9,52,635
Share of Bengal . . .	349	667	..	104	..	41,111	77,603	..	18,636	..
" Bombay . . .	736	93	7	600	32	1,59,595	17,326	3,069	1,23,944	15,330
" Sind . . .	517	1,006	108	278	110	75,245	1,24,171	15,313	40,527	16,946
" Madras . . .	392	427	102	4	..	43,176	69,336	12,695	920	..
" Burma . . .	38,424	110,731	111,624	103,094	43,000	1,23,17,203	1,34,13,316	1,45,62,335	1,31,52,853	62,59,989
TOTAL	40,368	112,924	111,841	109,090	43,292	1,26,32,335	1,37,02,256	1,45,98,902	1,33,37,140	62,91,865

(a) Subject to duty at the rate of 3 annas per Indian maund of 82½ lbs.
* Shown as a Foreign Country from 1923-24.

No. 14—continued

ARTICLES AND COUNTRIES OF FINAL DESTINATION; ALSO SHARE OF EACH PROVINCE.	QUANTITY					VALUE				
	1922-23	1923-24	1924-25	1925-26	1926-27	1922-23	1923-24	1924-25	1925-26	1926-27
<i>Wheat, Pulse and Flour</i> <i>—continued</i>										
Rice not in the husk (L.C.) (a)—continued										
Other sorts—										
United Kingdom	480	..	347	300	2,800	79,378	65	60,987	80,428	5,84,521
Gibraltar	4,000	4,000	..
Aden and Dependencies	2,610	8	..	2	8	5,29,536	2,399	357	1,088	1,370
Mesopotamia	1,197	2,48,162	190	85	100	50
Bahrain Islands	13,126	27,90,166
Maldives	2,114	79	60	72	42	4,18,417	19,606	17,832	21,935	18,010
Ceylon	278,176	518	157	300	181	5,17,62,114	88,874	61,892	60,117	84,020
Straits Settlements (including Labuan)	16,901	16,866	14,923	19,412	14,520	28,40,836	26,14,602	18,37,610	21,22,269	18,79,541
Federated Malay States	4,157	216	65	10	..	6,84,958	24,888	12,362	1,804	..
Hongkong	7,642	14,621	7,794	3,948	3,032	9,18,369	14,22,111	6,00,670	3,15,024	2,88,039
Egypt*	241	49,920
Cape of Good Hope	258	58,465
Natal	8,189	8	6	5	8	16,46,796	2,119	2,008	1,377	2,612
Transvaal	..	59	11,217
Zanzibar and Pemba	38	1	8,448	..	498	425	758
Kenya Colony	17	..	4	4	10	2,650	600	1,457	1,648	2,407
Somaland Protectorate	374	62,050
Mauritius and Dependencies	21,520	7	8	8	4	43,65,670	2,000	1,618	2,221	1,610
Seychelles	12	2,240
British West India Islands	3,201	135	5,91,297	22,768
South Australia (including Northern Territory)	100	50	100	17,240	6,247	10,893
Victoria	7
Australian Commonwealth (Total)	100	59	209	17,240	6,247	10,893
Other British Possessions	1	..	1	268	25	180	60	279
TOTAL BRITISH EMPIRE	360,299	31,931	22,262	20,062	21,741	6,68,76,976	26,16,019	26,67,517	25,67,286	26,28,168
Finland	750	250	1,18,378	85,630
Sweden	500	..	3,800	30,133	..	4,04,280
Germany	2,727	10,435	61,073	62,632	9,304	4,28,102	17,52,245	92,84,020	1,02,93,865	15,02,006
Netherlands	50	8,808	16,900	7,822	19,747	9,102	12,04,985	25,66,226	12,16,078	21,80,092
Belgium	700	1,04,600	1	..
France	500	850	445	91,625	49,402	50,630
Italy	..	2,200	1	..	9,396	..	2,26,000	65	4,90,500	14,81,665
Rome	2,790	3,270	4,23,120
Syria	146	21,000
Mascat Territory and Trucial Oman	10,183	2	22,64,584	520
Other Native States in Arabia	11,938	..	1	..	1	25,23,722	148	240	65	90
Persia	3,300	6,57,377	80	135
Sumatra	1,115	1,942	1,844	1,155	2,392	1,21,663	2,91,343	2,40,002	2,40,540	4,84,086
Java	13,066	7,813	1,242	2,327	4,354	20,20,425	10,25,579	2,08,042	3,67,105	6,04,417
Borneo (Dutch)	1,000	1,43,269
Celebes and other Islands	500	66,245
Siam	76	70	48	55	70	14,046	12,988	9,722	10,104	12,899
Formosa	501	5,972	67,299	8,36,454
China (exclusive of Hongkong and Macao)	995	4,507	389	2,964	7,590	1,46,231	7,00,468	56,940	4,09,984	10,01,328
Korea	300	1,152	19,208	12,508	7,56,712	4,29,226
Japan	1,295	4,655	2,699	44,798	21,449	2,71,208	7,22,222	4,92,640	61,23,221	20,58,616
Egypt*	741	1,09,978
Portuguese East Africa	8	2	855	55	80	208	1,110
Italian East Africa (Somal- land and Eritrea)	258	52,254	85	15
United States of America— Via Atlantic Coast	8	14	..	1,548
Cuba	476	4	778	1,02,799	689	65	..	1,11,083
Dutch Guiana	25	1	1,200	917	140
Other Foreign Countries	8	8
TOTAL FOREIGN COUNTRIES	47,611	41,034	87,949	127,650	90,297	90,16,229	62,41,794	1,40,21,229	1,94,10,118	1,24,61,294
<i>Share of Bengal</i>	<i>2,289</i>	<i>462</i>	<i>232</i>	<i>229</i>	<i>173</i>	<i>8,21,222</i>	<i>92,640</i>	<i>62,292</i>	<i>63,467</i>	<i>80,428</i>
<i>Bihar and Orissa</i>	<i>2</i>	<i>..</i>	<i>..</i>	<i>..</i>	<i>..</i>	<i>1,429</i>	<i>..</i>	<i>..</i>	<i>..</i>	<i>..</i>
<i>Bombay</i>	<i>259</i>	<i>18</i>	<i>29</i>	<i>18</i>	<i>25</i>	<i>66,129</i>	<i>6,456</i>	<i>7,497</i>	<i>7,577</i>	<i>29,277</i>
<i>Madras</i>	<i>43,122</i>	<i>..</i>	<i>..</i>	<i>..</i>	<i>..</i>	<i>89,71,694</i>	<i>..</i>	<i>..</i>	<i>..</i>	<i>..</i>
<i>United Provinces</i>	<i>48,922</i>	<i>1</i>	<i>..</i>	<i>..</i>	<i>2</i>	<i>58,26,222</i>	<i>349</i>	<i>322</i>	<i>86</i>	<i>649</i>
<i>Burma</i>	<i>213,422</i>	<i>72,422</i>	<i>111,852</i>	<i>167,463</i>	<i>141,778</i>	<i>5,68,94,725</i>	<i>97,57,378</i>	<i>1,66,27,374</i>	<i>2,29,06,519</i>	<i>1,69,05,801</i>
TOTAL	407,910	72,965	111,211	127,712	112,038	7,58,91,215	98,56,812	1,66,98,846	2,29,77,679	1,69,86,252

(a) Subject to duty at the rate of 3 annas per Indian maund of 82½ lbs.
* Shown as a Foreign Country from 1922-23.

GENERAL EXPORTS

(640)

INDIAN MERCHANDISE

No. 14—continued

ARTICLES, AND COUNTRIES OF FINAL DESTINATION; ALSO SHARE OF EACH PROVINCE	QUANTITY					VALUE				
	1922-23	1923-24	1924-25	1925-26	1926-27	1922-23	1923-24	1924-25	1925-26	1926-27
	Tons	Tons	Tons	Tons	Tons	₹	₹	₹	₹	₹
Grain, Pulse, and Flour <i>—continued</i> Rice, not in the husk (L. C.) <i>(a)—continued</i> TOTAL RICE NOT IN THE HUSK—										
United Kingdom	78,787	67,259	102,107	85,680	61,027	1,28,78,742	98,68,012	1,55,86,779	1,18,76,095	88,82,84
Gibraltar	1	7,500	..	88	185	215	11,74,596	4
Palestine	25	1	1	1	6	4,875	850	500	1,100	1,51
Aden and Dependencies	12,270	10,535	8,414	10,758	7,250	25,64,889	19,84,608	16,24,972	21,68,988	15,67,29
Mesopotamia	9,067	4,288	8,054	12,649	3,980	20,87,973	8,71,480	17,19,770	28,50,598	8,25,88
Bahrain Islands	37,070	23,778	20,842	25,047	14,487	75,10,884	40,87,247	37,74,077	49,22,729	80,20,511
Maldives	2,808	2,193	651	527	545	4,52,671	4,09,504	1,32,081	1,16,929	1,18,868
Ceylon	302,927	388,824	403,298	482,162	399,159	6,90,64,877	6,87,61,599	6,96,12,132	7,05,99,422	6,97,09,261
Straits Settlements (including Labuan)	173,648	202,411	208,627	228,989	208,648	2,76,32,028	3,08,90,447	3,29,59,761	3,26,40,098	3,11,66,042
Federated Malay States	24,636	22,169	37,316	30,323	33,766	40,06,300	34,35,519	60,87,974	46,39,865	60,47,336
Territory of Papua	8,279	1,882	4,68,387	2,18,731
Hongkong	104,389	78,103	81,623	32,096	6,863	1,56,88,928	1,08,60,033	34,78,544	42,78,146	3,74,277
Egypt	95,138	—	—	—	—	1,65,78,719	—	—	—	—
Cape of Good Hope	5,411	5,865	7,445	6,307	4,784	11,75,952	11,38,802	18,45,362	11,04,950	8,53,664
Natal	16,837	17,458	19,018	20,168	17,781	33,65,243	33,18,930	37,27,858	38,62,186	34,98,542
Transvaal	137	352	918	213	332	23,561	66,562	1,67,007	45,578	70,880
Zanzibar and Pemba	14,609	18,769	10,477	20,241	20,248	29,21,052	34,02,002	18,64,071	39,16,278	35,28,604
Kenya Colony	3,090	2,195	2,737	4,722	3,009	6,86,684	5,21,187	6,98,597	10,98,014	8,01,490
Tanganyika Territory	132	97	215	499	311	38,335	31,142	68,399	1,37,638	1,00,667
Uganda Protectorate	3	1,761
Somaland Protectorate	1,640	1,115	403	1,496	1,557	3,25,689	2,35,956	82,401	3,08,433	3,43,274
Anglo-Egyptian Sudan	1	22	68	37	85	478	5,234	15,725	19,829	20,855
Mauritius and Dependencies	66,064	49,060	56,160	55,220	52,360	1,35,55,265	90,98,822	1,04,90,825	1,01,50,144	95,32,774
Seychelles	1,864	1,865	1,555	2,032	2,086	4,15,373	3,69,485	2,87,667	3,54,752	3,71,047
Canada— Vid Atlantic Coast	2,150	2,570	2,350	2,704	1,520	3,90,075	4,18,787	4,17,869	4,85,012	2,15,562
" Pacific "	200	700	250	25	..	38,839	1,49,678	41,946	6,295
British West India Islands	15,874	25,404	23,584	17,475	18,660	27,25,600	41,05,960	38,44,326	28,95,346	31,34,122
British Honduras	200	38,000
Western Australia	400	1,254	..	69,708	..	34	1,97,407	..
South Australia (including Northern Territory)	115	236	110	150	50	20,300	38,709	12,468	17,014	6,567
Victoria	9,951	2,930	7,882	12,506	2,499	16,07,970	4,53,458	11,53,165	19,63,458	3,55,653
New South Wales	18,232	12,316	16,627	10,818	9,197	31,27,794	19,94,404	27,94,923	15,89,819	13,44,222
Queensland	3,350	48	1,500	500	..	5,21,480	3,640	2,62,857	74,282	..
Australian Commonwealth (Total)	32,043	15,530	25,619	26,228	11,746	53,47,252	24,94,309	42,22,542	33,61,930	17,06,442
New Zealand (including Nauru and British Samoa)	436	1,554	125	2,238	254	82,599	3,15,054	20,154	3,60,698	62,655
Fiji Islands	186	..	5	206	983	31,408	..	2,992	32,748	1,46,078
Other British Possessions	30	80	70
TOTAL BRITISH EMPIRE	1,059,942	941,627	971,314	1,024,137	870,961	18,65,34,299	15,06,70,996	16,23,29,708	16,36,08,605	14,68,04,277
Russia—										
Northern Russia	500	90,000
Finland	1,250	1,550	2,08,378	2,28,386
Sweden	1,997	2,865	3,800	2,81,457	4,09,750	4,64,230
Norway	400	200	590	1,600	825	66,000	39,220	85,120	2,60,694	1,28,518
Denmark	405	1,090	1,000	64,326	1,50,000	1,60,000
Germany	340,150	418,978	409,511	378,828	259,678	5,31,38,033	6,39,75,636	6,37,26,706	6,75,95,522	3,96,78,727
Netherlands	63,603	57,289	98,471	102,191	89,079	98,12,868	87,54,922	1,47,75,429	1,49,29,604	1,83,94,330
Belgium	3,838	14,924	15,935	13,731	4,942	14,06,340	21,15,376	21,78,527	18,45,311	6,69,333
France	2,842	1,704	2,527	1,380	103	4,61,820	2,73,808	4,63,505	3,06,678	22,670
Portugal	4,500	4,251	19,999	13,700	11,330	3,00,000	6,99,785	32,97,621	21,63,234	20,49,98
Italy	3,950	10,030	23,060	13,992	18,421	6,22,814	14,18,950	37,11,842	30,20,333	29,23,051
St. Petersburg	4,000	13,357	13,760	15,790	25,920	6,60,000	22,01,136	29,00,620	24,51,000	42,47,333
Austria	6,400	15,048	36,290	12,900	14,630	11,84,000	25,47,670	59,49,115	19,74,187	23,05,649
Hungary	11	2,250
Romania	100	14,836
Greece	850	..	182	1,70,190	..	28,065
Turkey, European	120	101	453	150	195	22,375	14,511	37,083	34,212	41,706
Turkey, Asiatic	1,005	64	1,732	2,445	496	2,16,107	11,210	3,15,639	4,79,214	1,07,477

(a) Subject to duty at the rate of 3 annas per Indian maund of 82½ lbs.

Shown as a Rupee share of the total value.

No. 14—continued

ARTICLES, AND COUNTRIES OF FINAL DESTINATION; ALSO SHARE OF EACH PROVINCE	QUANTITY					VALUE				
	1922-23	1923-24	1924-25	1925-26	1926-27	1922-23	1923-24	1924-25	1925-26	1926-27
	Tons	Tons	Tons	Tons	Tons	Rs	Rs	Rs	Rs	Rs
Grain, Pulse, and Flour										
—continued										
Rice, not in the husk (L. O)										
(a)—continued										
TOTAL RICE, NOT IN THE HUSK										
—continued										
Syria	221	1	35	41	62	34,125	600	9,375	8,390	12,511
Smyrna										
Mashat Territory and Trucial Oman			10	147				2,300	31,749	
Other Native States in Arabia	81,800	30,458	16,150	23,690	21,178	65,18,110	54,04,900	30,66,800	48,16,800	45,01,717
Perusia	41,324	32,413	10,852	19,338	18,762	84,52,022	58,08,310	19,01,024	40,65,333	42,33,830
Honjam Island	8,734	8,346	10,043	12,288	7,801	18,23,375	15,78,942	14,01,470	24,75,477	18,01,904
Sumatra	29	54	19	18	11	7,440	20,873	3,922	3,947	3,171
Java	71,183	55,308	28,737	35,370	65,075	1,00,55,345	78,00,477	1,20,07,394	1,21,19,331	1,39,63,478
Borneo (Dutch)	75,755	133,720	44,931	112,616	21,938	1,12,55,318	1,04,69,831	67,65,154	1,01,47,422	34,61,008
Celebes and other Islands	2,600		698		1,180			94,340		1,68,004
Formosa		120		200	1,944	3,77,127	18,517		25,58 0	2,31,192
Siam	7,132	6,198	6,218	5,528	5,885	11,81,749	10,00,540	10,73,155	10,60,928	9,62,310
Philippine Islands and Guam	5									
China (exclusive of Hongkong and Macao)	167,619	150,876	47,718	149,678	181,193	1,00,60,482	2,48,11,418	71,08,638	8,21,84,708	2,06,94,775
Korea		2,000	3,500	49,150	87,333		3,70,000	5,54,391	72,74,860	50,47,718
Japan	79,526	127,848	223,872	285,445	121,022	1,20,20,171	2,12,20,147	8,62,08,841	4,17,64,463	1,79,71,811
Egypt*		41,386	82,069	78,875	56,674			68,00,008	1,20,00,822	2,22,51,838
Tripoli				10					2,466	
Portuguese West Africa			87							
Portuguese East Africa	4,645	5,433	4,677	5,149	6,272	10,02,877	10,58,045	9,94,217	10,81,868	12,22,210
Reunion				970					1,44,896	
Madagascar		3,000	11							
Italian East Africa (Somaliland and Britce)	675	1,567	1,254	2,768	1,019	1,38,012	2,75,091	2,84,095	5,09,362	2,08,110
French Somaliland	12	304	309	117	97	2,700	58,902	72,210	24,800	20,671
United States of America— Via Atlantic Coast	720	313	1,527	1,917	1,627	1,48,681	54,645	2,58,929	8,32,140	2,51,275
" Pacific "				185					18,711	186
Cuba	88,035	90,034	116,826	86,758	117,097	1,67,92,381	1,50,14,674	2,05,22,100	1,40,89,270	1,96,90,700
Haiti and St. Domingo	2,910	5,305	5,826	2,194	6,126	5,32,956	8,16,840	9,54,976	8,84,068	9,98,908
French West Indies	4,058	3,855	4,317	1,010	940	8,47,718	6,21,923	8,81,919	2,10,200	1,48,166
Dutch West Indies					8					1,000
Mexico			30					7,864		
Colombia				190					25,750	
Panama	500					87,277				
Dutch Guiana	25					4,000		20		
Brazil				14,100					22,70,793	
Uruguay			494	100	600			78,708	14,285	88,008
Argentine Republic (including the Atlantic Coast of Patagonia)	1,100	2,175	7,441	3,900	5,696	2,18,978	4,76,705	12,14,294	6,25,018	8,45,289
Chile (including the Pacific Coast of Patagonia)	476	968	780	240	300	1,06,628	1,27,978	1,26,177	20,423	22,248
Peru		80					4,928			
Bolivia	500					55,802				
Other Islands in the Pacific				970	2,056				69,685	2,96,024
Other Foreign Countries							5	64		
TOTAL FOREIGN COUNTRIES	1,027,997	1,235,158	1,300,966	1,524,527	1,168,584	16,04,68,879	19,56,02,664	20,78,32,788	22,34,45,108	18,27,87,402
Share of Bengal	307,819	294,651	322,801	143,455	109,204	6,17,89,427	6,11,36,385	6,06,86,145	3,00,70,320	2,87,38,208
Bihar and Orissa	1,597	2,414	39		827	2,79,820	4,19,993	6,408		89,759
Bombay	39,628	13,571	18,065	26,775	26,088	53,18,316	33,34,087	29,06,737	68,47,622	48,87,827
Sind	48,009	24,201	32,296	48,148	38,884	1,01,27,940	43,09,077	61,42,180	91,79,078	79,04,764
Madras	50,829	71,357	54,609	61,822	106,970	1,00,95,003	1,31,27,980	1,11,61,798	1,30,89,560	2,20,89,400
Burma	1,767,647	1,770,591	1,847,270	2,271,434	1,766,308	27,92,92,702	27,38,52,129	28,20,69,196	33,74,27,180	27,22,46,971
TOTAL	2,087,930	2,176,785	2,272,770	2,548,664	2,084,545	34,60,98,178	34,61,78,660	36,97,12,441	30,60,53,711	32,96,01,679
Rice flour and ground rice (L. O) (a)—										
Ceylon	1	4	5	10	17	423	900	1,420	2,279	2,771
Other British Possessions		2	1			268	623	232	102	82
TOTAL BRITISH EMPIRE	1	6	6	10	17	791	1,523	1,652	2,381	2,853
Mashat Territory and Trucial Oman	66	74	55	192	71	10,683	10,223	8,877	24,549	12,665
Parala	4		1	1	1	1,092	144	200	249	452
Portuguese East Africa	1	3	205	3	1	250	500	20,840	1,145	756
Other Foreign Countries						5	182	73	29	78
TOTAL FOREIGN COUNTRIES	71	77	261	196	72	12,030	11,119	35,600	28,072	14,914
Share of Bombay	2	7	210	15	12	769	1,520	27,976	2,749	4,601
Sind	70	74	58	152	72	11,933	10,767	9,359	26,800	14,101
Madras		2	1				415	112		3
TOTAL	72	83	267	166	90	12,731	12,702	37,360	30,549	18,604

(a) Subject to duty at the rate of 3 annas per Indian maund of 82½ lbs. Figures for the exports of Alcoban will be found on page 614 under "Worder Bran"
 * Shown as a Foreign Country from 1923-24.

GENERAL EXPORTS

(642)

INDIAN MERCHANDISE

No. 14—continued

ARTICLES, AND COUNTRIES OF FINAL DESTINATION; ALSO SHARE OF EACH PROVINCE	QUANTITY					VALUE				
	1922-23	1923-24	1924-25	1925-26	1926-27	1922-23	1923-24	1924-25	1925-26	1926-27
	Tons	Tons	Tons	Tons	Tons	R	R	R	R	R
Grain, Pulse, and Flour— continued										
Wheat (U.O)—										
United Kingdom	191,373	492,286	753,943	104,338	140,866	2,98,13,271	7,03,90,663	11,45,06,503	1,71,51,585	2,14,29,185
Malta and Gozo	250	..	500	40,000	..	75,000
Palestine	266	42,592
Aden and Dependencies	160	164	189	143	145	50,622	46,448	49,485	44,268	43,316
Mesopotamia	7,767	30,636	346	15,07,817	58,09,427	69,976
Bahrain Islands	948	1,165	1,566	1,537	1,485	1,55,065	1,79,845	2,61,234	2,30,479	2,49,066
Ceylon	27	29	19	42	22	6,944	7,305	4,879	11,759	6,575
Straits Settlements (including Labuan)	162	173	205	200	234	45,244	40,947	55,036	75,237	63,347
Hongkong	623	652	607	751	784	1,41,555	1,03,466	90,479	1,43,433	1,69,637
Cape of Good Hope	3,378	..	5,745	4,98,560	..	8,04,800
Natal	..	2,371	4,001	1	3,000	247	2,84,942	6,40,494	490	4,80,250
Zanzibar and Pemba	229	296	282	267	322	80,695	87,049	80,410	83,747	92,681
Kenya Colony	21	84	86	121	138	6,940	23,793	22,998	35,545	40,205
Tanganyika Territory	41	60	130	174	205	14,379	17,017	34,855	47,011	56,750
Mauritius and Dependencies	2	1	10	4	4	875	342	1,938	1,030	980
Other British Possessions	1	2	5	406	558	1,400	366	218
TOTAL BRITISH EMPIRE	197,215	497,288	775,321	138,324	147,551	3,08,50,293	7,11,82,399	11,81,79,475	2,36,84,407	2,27,02,220
Norway	..	4,950	5,027	6,43,500	9,04,860
Sweden	27	7,198
Germany	150	30	14,220	1,250	900	24,006	4,811	23,50,939	2,19,000	1,26,000
Netherlands	500	1,650	17,060	900	..	80,000	2,26,000	27,34,232	1,57,466	..
Belgium	11,615	38,441	123,174	9,575	7,436	17,32,307	53,62,660	1,91,50,647	16,40,249	11,20,011
France	4,265	63,674	51,559	5,514	13,490	6,63,396	91,77,849	80,99,105	9,16,806	21,10,100
Italy	4,530	22,151	39,980	9,630	950	7,20,055	39,14,036	65,78,279	16,49,011	1,51,687
Greece	10,314	18,17,061
Turkey, European	7	2,000	..
Syria	843	5,112	1,39,454	8,17,920	..
Smyrna	9,106	14,56,960
Masrat Territory and Trucial Oman	1,362	2,024	2,232	1,752	1,222	2,29,518	3,08,071	3,42,955	2,96,195	2,02,330
Other Native States in Arabia	229	1,604	1,732	5,306	474	46,055	2,87,845	3,08,058	9,76,530	96,713
Persia	251	131	826	3,073	486	41,613	20,662	1,40,720	14,50,495	79,690
Java	2	3	3	3	24	427	422	449	735	4,108
Siam	8	10	13	7	9	2,550	2,440	3,265	1,840	1,940
China (exclusive of Hong- kong and Macao)	10	1,955	33	..	44	..
Japan	..	10	..	100	..	130	1,374	..	6,800	189
Egypt*	..	370	59,848	23,903	3,511	..	49,538	96,86,576	41,67,251	5,10,959
Tripoli	349	47,500
Portuguese East Africa	56	18	3	6	4	9,341	3,419	818	1,507	780
Italian East Africa	..	1	1	18	..	310	370	450	4,801	195
United States of America— Via Atlantic Coast	150	31,500	..
Other Foreign Countries	1	2	3	2	2	361	520	851	680	500
TOTAL FOREIGN COUNTRIES	22,979	140,969	336,870	73,313	28,398	35,51,924	1,99,98,548	5,37,70,477	1,23,40,330	44,06,202
Share of Bengal	394	10,768	7,038	6,518	785	1,83,389	16,20,219	10,80,936	11,45,863	1,69,597
" Bombay	349	22,274	58,343	42,025	6,398	2,55,264	33,94,838	96,93,173	79,19,210	11,71,966
" Sind	318,438	605,306	1,046,395	163,024	168,769	3,39,60,610	3,62,65,024	16,17,75,264	2,69,62,340	2,57,65,281
" Madras	1	..	1	349	247	139	124	137
" Burma	12	4	3	2,535	600	450	..	41
TOTAL	220,194	638,252	1,111,691	211,637	176,949	3,44,02,127	9,11,80,928	17,19,49,952	3,60,24,737	2,71,07,422
Wheat-flour (U.O)—										
United Kingdom	Tons	Tons	Tons	Tons	Tons					
Gibraltar	..	1,317	1,637	491	22	231	1,89,824	2,46,323	75,594	5,165
Palestine	38	70	93	78	69	88,999
Aden and Dependencies	3,304
Mesopotamia	6,394	7,226	7,156	7,984	7,121	16,54,133	14,66,661	18,12,321	19,36,272	16,50,757
Bahrain Islands	1,531	1,259	3,341	7,522	2,171	3,50,197	2,25,775	7,20,181	17,03,150	4,53,558
Maldive	1,263	1,658	1,668	2,026	1,941	2,30,976	3,06,488	3,25,688	4,46,378	4,09,206
Ceylon	8	7	5	4	..	2,205	1,158	1,176	860	..
Straits Settlements (including Labuan)	7,268	6,968	5,719	5,044	3,975	20,39,107	15,16,186	12,76,257	12,13,041	9,14,452
Federated Malay States	2,272	2,418	2,523	2,681	3,053	5,22,280	4,43,940	5,11,074	6,11,958	6,61,161
Hongkong	1	2	10	17	169	231	475	3,001	4,265	53,979
Egypt*	1	5	32	8	177	1,014	1,398	3,119	2,312	40,937
Natal	9,348	20,17,067
	15	9	11	10	9	4,640	3,187	2,609	2,565	2,580

* Shown as a Foreign Country from 1923-24.

No. 14—continued

ARTICLES, AND COUNTRIES OF FINAL DESTINATION; ALSO SHARE OF EACH PROVINCE	QUANTITY					VALUE				
	1922-23	1923-24	1924-25	1925-26	1926-27	1922-23	1923-24	1924-25	1925-26	1926-27
	Tons	Tons	Tons	Tons	Tons	₹	₹	₹	₹	₹
Grain, Pulse, and Flour <i>—continued</i>										
<i>Wheat flour (I.O.)—continued</i>										
Zanzibar and Pemba	2,030	2,202	2,408	2,780	3,083	6,31,535	5,75,240	6,61,304	7,54,120	7,59,548
Kenya Colony	2,558	2,365	2,248	2,640	3,347	8,25,843	6,28,085	6,31,704	6,94,008	8,44,378
Tanganyika Territory	352	321	1,000	629	874	1,12,708	85,073	2,21,163	1,56,628	1,40,336
Somaliand Protectorate	21	43	25	8,710	10,880	2,180
Anglo-Egyptian Sudan	2,300	1,354	1,638	840	880	7,39,270	3,12,941	3,87,758	2,10,881	1,34,862
Mauritius and Dependencies	3,230	3,622	3,800	4,463	3,313	7,07,630	6,42,502	8,21,198	10,59,877	7,07,161
Seychelles	217	188	228	275	278	68,905	80,377	85,170	71,808	69,708
Other British Possessions	1	126	30	85	219	180
TOTAL BRITISH EMPIRE	28,837	30,922	33,881	37,371	40,139	1,00,63,759	64,47,421	76,42,610	89,42,026	69,49,171
Italy	..	570	993	143	90,274	2,11,321	34,200	9
Austria	50	15,000
Greece	571	15	1,22,318	2,780	..
Turkey, European	..	1	15	..	440	6,800
Turkey, Asiatic	1,237	2,04,908
Syria	440	118	1,01,830	26,110	..
Maskat Territory and Trucial Oman	2,316	3,198	3,110	3,011	2,801	5,02,266	5,78,691	6,91,448	6,84,008	6,20,431
Other Native States in Arabia	6,384	8,358	9,919	2,600	5,721	12,21,427	17,55,212	12,22,769	6,20,361	12,12,163
Pemba	2,122	1,996	2,460	3,317	3,904	5,04,247	3,42,228	4,02,968	12,22,401	6,04,893
Henjam Island	20	64	24	20	15	7,159	10,240	4,770	4,938	3,280
Java	8	15	12	22	14	2,255	3,904	2,206	6,068	2,700
Siam	25	42	49	86	118	5,739	6,634	11,219	20,338	22,700
Egypt*	..	11,647	27,765	14,226	15,330	..	20,23,392	59,67,537	32,03,704	32,87,948
Portuguese East Africa	216	340	373	220	180	63,668	89,562	82,668	88,471	46,001
Reunion	18	..	1	75	90	2,718	..	280
Italian East Africa (Somali- land and Eritrea)	59	145	185	601	274	18,185	29,770	34,085	2,02,847	66,911
French Somaliand United States of America— Via Atlantic Coast	4	4	..	1,200	1,000	..
Other Foreign Countries	4	1	3	4	4	1,287	468	1,899	1,481	1,267
TOTAL FOREIGN COUNTRIES	11,228	26,372	44,168	29,791	28,807	29,27,602	49,73,348	92,23,091	66,77,322	62,46,850
<i>Share of Bengal</i>	<i>2,185</i>	<i>2,304</i>	<i>5,572</i>	<i>3,236</i>	<i>3,310</i>	<i>4,97,202</i>	<i>4,20,512</i>	<i>12,43,065</i>	<i>3,20,342</i>	<i>6,99,462</i>
.. Bombay	22,167	18,128	24,650	21,780	21,276	69,22,010	65,65,178	57,52,561	64,47,569	69,20,108
.. Sind	25,769	36,793	42,446	42,066	36,264	66,75,322	66,23,419	68,20,231	66,21,128	74,42,706
.. Madras	1	4	1	2	..	267	1,123	823	1,074	293
.. Burma	12	1	4,771	521	27	22	27
TOTAL	50,065	57,295	78,049	67,162	68,946	1,29,11,262	1,14,20,769	1,68,65,701	1,56,19,347	1,32,27,621
Other sorts (I. O.)—	Tons	Tons	Tons	Tons	Tons					
United Kingdom	309	89	80	222	46	64,833	12,445	10,945	50,871	6,422
Aden and Dependencies	10	..	187	115	190	1,048	197
Mesopotamia	3	1	1,006	212	..	189	..
Ceylon	60	30	58	54	70	10,841	6,766	10,550	10,212	14,077
Straits Settlements (including Labuan)	2	2	8	9	30	265	140	1,201	1,910	3,997
Hongkong	..	23	7	..	11	..	2,335	800	..	1,200
Cape of Good Hope	..	2	1	8	8	90	445	208	543	2,300
Natal	26	55	104	116	122	6,918	12,752	25,265	29,229	24,125
Kenya Colony	9	30	58	76	28	2,211	2,100	11,090	21,143	24,557
Mauritius and Dependencies	8	29	28	29	101	1,205	6,954	6,108	20,423	20,215
Other British Possessions	3	3	2	4	6	1,544	817	1,243	1,623	1,970
TOTAL BRITISH EMPIRE	420	264	276	603	480	90,447	52,321	74,597	1,28,997	1,12,224
Germany	6	32	55	137	277	1,082	4,250	10,124	18,177	47,252
Netherlands	108	12	15,160	1,925
Belgium	..	5	5	25	26	150	1,284	728	6,919	2,422
Maskat Territory and Trucial Oman	..	23	3	2	2,222	22	191	1,106
Other Native States in Arabia	128	50	..	20,010	..
Portuguese East Africa	10	12	24	17	19	2,221	2,729	6,122	4,201	5,078
Reunion	4	1	..	1	6	692	220	..	220	1,100
United States of America— Via Atlantic Coast	12	15	..	3,174	1,275	25
Other Foreign Countries	..	2	2	2	9	200	690	731	967	2,106
TOTAL FOREIGN COUNTRIES	22	51	87	498	262	7,501	12,164	17,722	67,050	62,152

* Shown as a Foreign Country from 1923-24.

GENERAL EXPORTS

(644)

INDIAN MERCHANDISE

No. 14—continued

ARTICLES, AND COUNTRIES OF FINAL DESTINATION: ALSO SHARE OF EACH PROVINCE	QUANTITY					VALUE				
	1922-23	1923-24	1924-25	1925-26	1926-27	1922-23	1923-24	1924-25	1925-26	1926-27
Grain, Pulse, and Flour <i>—continued</i>	Tons	Tons	Tons	Tons	Tons	₹	₹	₹	₹	₹
<i>Other sorts (I. O)—contd.</i>										
Share of Bengal	24	11	183	16	..	2,665	1,661	20,172	2,67
„ Bombay	389	392	432	931	631	85,968	58,205	87,157	1,71,611	1,41,02
„ Sind	3	13	18	72	79	685	3,925	3,246	13,259	13,27
„ Madras	52	21	2	6	6	10,294	1,600	275	405	1,00
„ Burma	3	100	1,000	16,60
TOTAL	452	845	463	1,191	832	97,948	65,495	92,389	2,05,047	1,74,37
Total Grain, Pulse, and Flour—	Tons	Tons	Tons	Tons	Tons					
United Kingdom	356,981	795,464	1,199,619	238,140	232,780	6,20,45,157	10,44,56,202	16,77,48,972	3,54,00,573	3,45,23,610
Gibraltar	1	7,500	316	206	518	376	11,76,807	89,164
Malta and Gozo	250	..	600	40,000	..	75,025	90	134
Palestine	25	1	333	1	0	4,375	350	55,673	1,100	1,514
Aden and Dependencies	22,611	19,965	16,448	21,387	15,434	49,35,111	37,76,428	36,12,681	45,99,847	34,40,301
Mesopotamia	10,880	5,911	19,612	51,246	6,927	24,54,922	11,79,450	40,48,430	1,02,50,602	14,45,117
Bahrain Islands	39,448	26,776	23,734	29,044	18,992	79,77,739	45,95,257	43,91,208	57,20,959	37,11,357
Maldives	2,320	2,207	665	535	550	4,55,952	4,11,798	1,35,250	1,18,578	1,19,224
Ceylon	423,121	447,620	458,726	495,253	442,095	7,45,93,339	7,15,44,524	7,70,99,909	7,94,07,059	7,59,71,972
Straits Settlements (includ- ing Labuan)	185,929	214,618	220,697	237,879	219,032	3,00,58,737	3,23,58,051	3,49,61,024	3,52,01,037	3,40,35,926
Federated Malay States	24,658	22,257	37,531	30,731	33,028	40,10,832	34,50,964	60,70,091	47,17,156	63,06,966
Hongkong	105,979	80,362	33,434	33,015	3,560	1,59,80,193	1,08,46,736	36,95,829	45,17,551	11,99,234
Egypt	104,612	1,86,12,848
Cape of Good Hope	8,861	5,964	13,247	6,352	4,334	16,87,061	11,49,187	21,59,768	11,13,906	8,77,620
Natal	16,497	21,729	25,169	22,226	23,107	33,13,101	39,73,733	48,08,161	143,22,238	45,08,544
Transvaal	145	391	922	220	355	30,632	73,218	1,67,682	47,108	75,445
Rhodesia	16	554
Zanzibar and Pemba	17,189	21,612	14,111	24,704	24,869	37,78,994	41,51,089	27,85,724	44,13,401	46,45,362
Kenya Colony	5,343	4,914	5,546	3,034	7,139	15,67,433	12,38,893	13,93,435	19,76,069	18,67,955
Tanganyika Territory	561	522	1,440	1,435	1,266	1,82,511	1,44,320	3,50,136	3,76,050	3,43,019
Uganda Protectorate	3	1,761
Somaland Protectorate	1,662	1,294	614	1,548	1,647	3,34,599	2,72,216	1,09,134	3,19,913	3,33,724
Anglo-Egyptian Sudan	2,302	1,380	1,760	3,153	10,565	7,90,496	3,21,111	4,05,824	5,38,589	14,23,201
Mauritius and Dependencies	78,534	59,637	67,725	67,379	61,720	1,62,14,792	1,09,94,303	1,25,92,266	1,25,54,030	1,12,49,209
Seychelles	2,153	2,123	1,378	2,416	2,465	5,04,706	4,38,743	3,63,974	4,52,776	4,66,797
Canada—										
Via Atlantic Coast	2,150	2,670	2,350	2,704	1,520	3,90,076	4,29,354	4,17,869	4,65,012	2,15,562
„ Pacific „	201	900	350	25	..	89,291	1,70,183	53,890	6,395
British West India Islands	16,508	26,432	24,973	18,715	19,983	29,64,451	42,78,329	40,50,171	31,11,361	33,13,127
British Honduras	200	38,000
British Guiana	929	961	1,099	1,331	972	2,16,842	1,67,058	1,68,925	2,37,499	1,65,369
Western Australia	422	51	19	1,287	37	71,995	5,054	2,323	2,02,054	5,376
South Australia (including Northern Territory)	130	236	122	171	84	22,037	40,743	14,937	20,068	11,165
Victoria	10,100	3,090	7,603	13,696	3,453	16,27,256	4,89,275	11,33,526	20,14,707	4,75,769
New South Wales	18,465	12,604	16,858	11,090	9,633	31,52,149	20,23,563	23,23,642	16,28,802	14,07,539
Queensland	3,366	94	1,527	527	46	5,23,322	13,633	2,68,465	77,770	6,134
Australian Commonwealth (Total)	32,423	16,696	36,129	26,771	13,303	53,96,759	25,52,273	42,91,998	39,43,301	19,06,933
Territory of Papua	3,279	1,582	4,63,837	2,13,731
New Zealand (including Nauru and Br. Samoa)	455	1,748	233	2,462	399	85,739	3,43,354	37,235	3,37,631	78,599
Fiji Islands	453	156	176	444	1,236	34,710	25,409	30,423	74,161	1,93,961
TOTAL BRITISH EMPIRE	1,465,602	1,733,115	2,189,577	1,338,909	11,56,507	24,92,57,677	26,30,12,114	33,61,98,404	21,90,27,624	19,27,86,042
Russia—										
Northern Russia	500	90,000
Finland	1,250	1,550	2,08,373	2,23,336
Denmark	405	1,000	1,000	64,826	1,50,000	1,60,000
Sweden	2,024	2,865	3,300	2,82,673	4,09,759	4,64,220
Norway	400	5,150	5,527	1,603	325	66,000	6,61,720	9,89,930	2,50,394	1,25,518
Germany	345,326	476,079	579,368	395,517	265,902	5,38,39,445	7,02,85,075	8,41,89,360	5,98,41,915	4,04,63,791

* Shown as a Foreign Country from 1923-24.

GENERAL EXPORTS

(646)

INDIAN MERCHANDISE

No. 14—continued.

ARTICLES, AND COUNTRIES OF FINAL DESTINATION; ALSO SHARE OF EACH PROVINCE	QUANTITY					VALUE				
	1922-23	1923-24	1924-25	1925-26	1926-27	1922-23	1923-24	1924-25	1925-26	1926-27
	Cwts.	Cwts.	Cwts.	Cwts.	Cwts.	R	R	R	R	R
Gums and Resins—										
<i>Arabic (L. D.)—</i>										
United Kingdom	1,801	1,166	406	988	742	47,819	32,809	8,120	19,478	18,811
Aden and Dependencies	146	..	1	8	24	3,270	..	50	175	..
Straits Settlements (including Labuan)	20	110	68	141	122	440	2,500	1,960	3,530	3,311
Hongkong	424	129	200	200	..	8,800	3,394	3,500	5,000
Mauritius and Dependencies	51	1,700
Victoria	63	21	..	40	20	2,436	840	..	1,215	..
Australian Commonwealth (Total)	63	21	..	40	20	2,436	840	..	1,215	..
Other British Possessions	22	19	19	8	31	685	785	705	280	1,000
TOTAL BRITISH EMPIRE	2,108	1,740	623	1,385	1,140	56,350	44,994	14,229	28,178	24,111
Germany	865	261	1,118	2,115	1,291	33,476	7,450	26,744	51,795	61,000
Netherlands	3,179	..	39	86,161	..	2,000
Belgium	1,255	4,510	..	3,002	1,871	58,466	1,45,154	..	69,658	37,000
France	2,743	1,649	1,544	2,570	1,661	77,669	48,907	89,925	68,790	86,000
Italy	104	105	25	2,788	1,576
Austria	301
Syria	35	..	8	1,550
China (exclusive of Hongkong and Macao)	178	140	101	5,106	3,950	1,377
Japan	70	44	127	2,725	1,400	4,287
United States of America— Via Atlantic Coast	723	2,587	1,011	2,611	1,856	21,444	78,253	33,195	67,995	47,000
Other Foreign Countries	5	4	18	15	10	240	110	430	625	..
TOTAL FOREIGN COUNTRIES	5,943	9,300	7,128	10,313	7,062	1,96,860	2,86,799	1,93,669	2,48,863	1,91,000
Share of Bengal	20	99	49	94	63	440	2,010	1,098	2,275	..
“ Bombay	7,973	10,941	7,702	11,604	8,134	2,50,983	3,29,783	2,06,800	2,69,766	2,11,000
“ Madras	63	1,787
TOTAL	8,046	11,040	7,751	11,698	9,202	2,53,210	3,31,793	2,07,898	2,72,041	2,11,000
<i>Benzoin (L. D.)—</i>										
Mesopotamia	10	3,000
Mauritius and Dependencies	23	23	29	9	2	1,080	1,260	1,040	610	..
Other British Possessions	2	7	17	18	27	290	166	897	710	..
TOTAL BRITISH EMPIRE	30	30	56	27	29	1,370	1,426	4,937	1,320	..
TOTAL FOREIGN COUNTRIES	3	..	8	10	17	175	20	150	503	..
Share of Bengal	32	23	35	9	4	1,620	1,200	1,480	610	..
“ Bombay	21	28	25	3,270	1,310	..
“ Sind	1	15	20	..	3	..
“ Madras	7	3	..	17	10	166	267
TOTAL	33	30	64	37	46	1,545	1,446	5,087	1,823	..
<i>Olibanum or Frankincense (L. D.)—</i>										
TOTAL BRITISH EMPIRE	69	51	63	183	84	1,455	510	1,900	3,612	..
Germany	217	60	12,470	..
France	100	200	3,250	8,000	..
Italy	62	62	75	1,562	1,875	..
Austria	62	70	..	1,250	3,150	..
Greece	30
United States of America— Via Atlantic Coast	52	210	1,050	11,200	..
Other Foreign Countries	4	39	..	2	..	120	790
TOTAL FOREIGN COUNTRIES	124	4	191	759	167	2,812	120	5,090	36,695	..
Share of Bengal	4	3	..	120
“ Bombay	183	..	217	392	193	3,997	..	6,340	40,307	..
“ Madras	11	31	37	270	510	750
TOTAL	193	65	254	892	201	4,267	630	6,990	40,307	..

No. 14—continued

ARTICLES AND COUNTRIES OF FINAL DESTINATION; ALSO SHARE OF EACH PROVINCE	QUANTITY					VALUE				
	1922-23	1923-24	1924-25	1925-26	1926-27	1922-23	1923-24	1924-25	1925-26	1926-27
	Cwts.	Cwts.	Cwts.	Cwts.	Cwts.	Rs.	Rs.	Rs.	Rs.	Rs.
Gums and Resins—										
<i>continued</i>										
<i>Route (II, D)—</i>										
United Kingdom	9,868	18,545	8,250	14,039	8,217	1,92,275	2,14,517	92,213	1,69,734	1,34,900
Straits Settlements (including Labuan)	4	60	90	1,850
Mauritius and Dependencies	8	42	54	10	22	180	420	737	162	780
Western Australia	223	2,501
South Australia (including Northern Territory)	222	2,491
Victoria	3,808	716	69,192	7,794
New South Wales	221	207	2,408	2,332
Australian Commonwealth (Total)	4,273	923	69,592	10,627
Other British Possessions	48	1	7	11	2	646	22	120	284	53
TOTAL BRITISH EMPIRE	14,396	18,586	8,311	14,064	9,374	2,40,803	2,14,959	94,470	1,69,800	1,86,080
Norway	..	110	2,250
Germany	94	2,400
Netherlands	134	1,620	1,135	22,220
Italy	1,904	2,970	2,150	802	700	41,225	68,225	24,187	9,972	10,400
Java	18,329	3,120	..	7,500	10,748	1,41,242	24,825	..	1,09,636	1,00,920
Siam	210	4,800
China (exclusive of Hongkong and Macao)	1,481	..	250	..	66	17,298	..	3,897	..	1,220
Other Foreign Countries	8	21	77	160	227	940
TOTAL FOREIGN COUNTRIES	20,160	7,820	2,400	8,462	11,593	2,08,122	1,12,500	27,294	1,20,828	2,08,620
<i>Share of Bengal</i>	<i>20,616</i>	<i>3,163</i>	<i>211</i>	<i>10,629</i>	<i>11,768</i>	<i>1,78,768</i>	<i>21,877</i>	<i>4,664</i>	<i>1,69,403</i>	<i>2,02,727</i>
.. Bombay	4,022	116	22,323	1,232
.. Sind	13,932	25,245	10,469	7,962	9,919	2,79,606	1,02,887	1,17,000	98,229	1,22,876
.. Madras	22	759
.. Burma	8	2	..	189	8	..	79	..
TOTAL	24,556	26,408	10,711	22,527	20,909	4,67,055	4,27,459	1,21,964	2,61,128	341,700
Other sorts (II, D)—										
United Kingdom	820	1,144	924	1,508	95	21,455	21,220	17,274	46,478	16,194
Mesopotamia	12	54	46	7	25	205	1,520	1,122	119	481
Ceylon	27	28	64	69	81	1,061	1,478	2,127	1,159	2,407
Straits Settlements (including Labuan)	10	45	26	60	40	420	1,585	1,384	2,108	1,695
Hongkong	1,169	1,833	218	1,176	915	21,624	24,960	7,820	12,564	12,920
Victoria	42	40	1,600	1,207	..
Australian Commonwealth (Total)	42	60	1,600	1,207	..
Other British Possessions	17	6	22	17	11	660	224	726	625	148
TOTAL BRITISH EMPIRE	2,065	3,165	1,354	2,262	1,167	45,425	71,847	29,222	65,249	38,822
Germany	510	1,422	1,004	2,183	2,200	16,166	20,517	22,192	72,225	1,87,476
Netherlands	105	21	210	2,825	1,400	4,200
Belgium	535	2,102	1,620	2,240	1,276	10,400	64,221	20,066	46,201	20,522
France	1,643	1,720	2,039	2,338	520	..	41,914	42,543	46,996	28,266
Italy	..	195	96	100	1,050	1,920
Greece	21	1,060
Turkey, European	39	2,240
Persia	5	441	80	30	16	45,516	7,220	2,201	879	240
China (exclusive of Hongkong and Macao)	166	..	20	2,000	19	1,497
Japan	118	90	1	2	..	8,000	4,025	18
Italian East Africa (Somaland and Eritrea)	62	1,500	..
United States of America— <i>Via Atlantic Coast</i>	6,982	10,708	11,087	18,465	14,253	2,20,271	2,26,206	2,11,726	5,68,966	6,08,911
.. Pacific	16
Other Foreign Countries	2	29	22	7	60	200	997	897	242	1,041
TOTAL FOREIGN COUNTRIES	9,970	17,568	15,940	25,442	20,459	2,12,580	4,24,227	4,23,463	7,42,818	8,28,506
<i>Share of Bengal</i>	<i>6</i>	<i>69</i>	<i>18</i>	<i>669</i>	<i>219</i>	<i>615</i>	<i>4,424</i>	<i>644</i>	<i>9,066</i>	<i>4,729</i>
.. Bombay	11,966	29,270	17,110	27,797	21,279	2,22,641	4,22,266	4,22,872	7,91,423	8,40,921
.. Sind	13	7	114	11	11	2,225	224	2,225	1,202	260
.. Madras	18	25	48	23	86	614	1,210	1,464	664	2,066
.. Burma	22	72	4	..	22	2,000	7,000	200	..	2,440
TOTAL	12,036	20,723	17,294	28,209	21,617	2,20,005	4,66,224	4,66,224	8,07,965	8,59,447

GENERAL EXPORTS

(648)

INDIAN MERCHANDISE

No. 14—continued

ARTICLES, AND COUNTRIES OF FINAL DESTINATION; ALSO SHARE OF EACH PROVINCE	QUANTITY					VALUE				
	1922-23	1923-24	1924-25	1925-26	1926-27	1922-23	1923-24	1924-25	1925-26	1926-27
	Cwts.	Cwts.	Cwts.	Cwts.	Cwts.	₹	₹	₹	₹	₹
Gums and Resins—contd.										
<i>Total Gums and Resins—</i>										
United Kingdom	12,492	20,855	9,598	16,560	9,155	2,61,624	3,78,856	1,19,707	2,31,485	1,54,757
Aden and Dependencies	146	..	5	10	47	3,270	..	200	325	1,000
Mesopotamia	12	54	56	17	26	205	1,530	4,182	355	504
Ceylon	74	97	87	68	92	1,928	2,386	3,174	1,334	2,728
Straits Settlements (including Labuan)	67	155	151	219	231	1,610	4,145	4,344	6,145	7,130
Hongkong	1,169	2,307	347	1,463	1,146	21,624	42,980	10,774	18,376	18,556
Natal	49	1	5	..	5	1,150	70	110	..	195
Mauritius and Dependencies	90	66	84	22	27	3,110	1,744	1,307	352	1,000
Western Australia	223	2,501
South Australia (including Northern Territory)	222	2,491
Victoria	3,849	21	42	80	786	51,538	340	1,600	2,422	8,395
New South Wales	221	207	2,408	2,832
<i>Australian Commonwealth (Total)</i>	<i>4,535</i>	<i>21</i>	<i>42</i>	<i>80</i>	<i>943</i>	<i>58,938</i>	<i>340</i>	<i>1,600</i>	<i>2,422</i>	<i>11,237</i>
Other British Possessions	29	18	32	22	22	944	705	1,120	955	720
TOTAL BRITISH EMPIRE	18,668	23,574	10,407	18,461	11,694	3,54,403	4,33,226	1,47,018	2,62,749	1,97,957
Norway	110	2,250
Germany	1,469	1,638	2,122	4,515	5,241	52,042	37,967	58,937	1,36,491	2,61,597
Netherlands	239	1,020	3,179	21	249	3,971	32,250	86,161	1,400	6,300
Belgium	1,790	7,618	1,520	5,251	3,147	68,956	2,09,475	30,066	1,16,049	58,205
France	4,336	3,409	3,633	5,108	2,181	1,23,185	90,821	85,718	1,08,786	49,333
Spain
Italy	2,070	3,180	2,160	914	896	45,622	55,880	24,137	11,347	14,795
Austria	62	70	301	1,250	3,150	6,532
Greece	21	..	30	1,050	..	1,200
Turkey, European	39	3,240
Syria	2	..	35	..	10	100	..	1,550	..	385
Persia	5	441	80	34	19	100	7,340	2,201	931	440
Java	16,329	3,124	1	7,500	10,778	1,41,362	24,955	45	1,06,836	1,01,130
Siam	210	..	5	9	..	4,500	..	190	415	..
China (exclusive of Hong- kong and Macao)	1,845	140	381	..	60	24,374	3,989	6,071	..	1,230
Japan	70	44	245	90	1	2,727	1,400	12,237	4,025	15
Portuguese East Africa	1	9	50	5	9	60	175	1,160	175	260
Italian East Africa (Somali- land and Eritrea)	62	50	1,500	600
United States of America—										
Via Atlantic Coast	7,706	13,295	12,130	21,289	16,239	2,57,715	3,66,459	3,46,031	6,48,151	6,44,605
" Pacific "	15
Other Foreign Countries	16	24	26	35	70	615	875	372	956	2,120
TOTAL FOREIGN COUNTRIES	36,200	34,692	25,667	44,998	39,281	7,21,579	6,33,816	6,59,766	11,40,512	12,29,262
<i>Share of Bengal</i>	<i>20,674</i>	<i>3,348</i>	<i>413</i>	<i>11,111</i>	<i>12,048</i>	<i>1,31,144</i>	<i>33,101</i>	<i>7,256</i>	<i>1,72,453</i>	<i>2,10,759</i>
" Bombay	20,121	31,511	25,950	44,344	29,752	6,07,621	3,22,148	6,69,932	11,39,939	10,65,625
" Sind	13,946	23,362	10,514	7,973	9,030	2,32,358	4,02,312	1,26,265	94,035	1,35,620
" Madras	33	33	93	23	125	2,631	1,986	2,481	664	11,775
" Burma	40	72	4	3	22	2,130	7,005	300	70	3,440
TOTAL	54,868	58,266	36,074	63,454	50,975	10,75,982	12,67,052	8,06,784	14,03,261	14,27,219
Hardware and outlory, in- cluding platedware (III. D)—										
United Kingdom	46,866	61,002	63,231	37,526	1,12,293
Gibraltar	2,555
Aden and Dependencies	23,101	16,731	23,742	22,452	23,575
Mesopotamia	29,830	29,725	37,972	41,554	21,162
Bahrain Islands	44,978	63,048	53,309	24,655	33,076
Maldives	2,992	3,413	3,130	3,391	3,220
Ceylon	2,33,601	4,37,754	5,54,243	3,94,561	2,46,294

No. 14—continued

ARTICLES AND COUNTRIES OF FINAL DESTINATION; ALSO SHARE OF EACH PROVINCE	QUANTITY					VALUE				
	1922-23	1923-24	1924-25	1925-26	1926-27	1922-23	1923-24	1924-25	1925-26	1926-27
						R	R	R	R	R
Hardware and cutlery, including platedware (III. D) —contd.										
Straits Settlements (including Labuan)	—	—	—	—	—	52,334	52,969	32,708	49,250	37,104
Federated Malay States	—	—	—	—	—	12,215	12,105	17,700	14,147	7,308
Hongkong	—	—	—	—	—	2,308	2,624	600	4,619	5,632
Egypt*	—	—	—	—	—	742	—	—	—	—
Cape of Good Hope	—	—	—	—	—	2,144	—	1,150	794	10
Natal	—	—	—	—	—	7,225	2,555	2,329	12,089	3,862
Zanzibar and Pemba	—	—	—	—	—	16,868	32,432	42,308	22,426	12,870
Kenya Colony	—	—	—	—	—	14,088	21,918	27,321	47,327	32,621
Tanganyika Territory	—	—	—	—	—	2,610	2,107	11,005	11,838	6,497
Somaland Protectorate	—	—	—	—	—	2,080
Anglo-Egyptian Sudan	—	—	—	—	—	12,702	11,207	21,224	20,072	22,222
Mauritius and Dependencies	—	—	—	—	—	27,500	27,902	12,222	5,200	6,610
Seychelles	—	—	—	—	—	1,575	2,200	2,690	2,321	2,202
Canada—										
Via Atlantic Coast	—	—	—	—	—	2,000	..	22
" Pacific "	—	—	—	—	—	4,750	..	4,108	..	2,411
South Australia (including Northern Territory)	—	—	—	—	—	225	120	60	650	..
Victoria	—	—	—	—	—	22	590	..	262	20
New South Wales	—	—	—	—	—	255	2,027	229	577	15,000
Queensland	—	—	—	—	—	600
Australian Commonwealth (Total)	—	—	—	—	—	622	2,776	899	1,490	15,020
New Zealand (including Nauru and Br. Samoa)	—	—	—	—	—	655	1,720	6,229	4,595	70
Fiji Islands	—	—	—	—	—	4,847	6,241	2,744	2,641	5,064
Other British Possessions	—	—	—	—	—	227	..	200	1,405	222
TOTAL BRITISH EMPIRE						5,65,471	2,02,704	2,71,275	7,22,251	6,10,222
Germany	—	—	—	—	—	10	200	1,921	17,008	4,120
Netherlands	—	—	—	—	—	4	125	4,221	1,401	2,247
Belgium	—	—	—	—	—	..	12,000	115	1,202	..
France	—	—	—	—	—	1,222	1,150	920	2,465	2,622
Switzerland	—	—	—	—	—	1,210	200
Italy	—	—	—	—	—	1,245	..	2,422	..	470
Mascat Territory and Trucial Oman	—	—	—	—	—	20,622	70,291	62,222	27,000	22,222
Other Native States in Arabia	—	—	—	—	—	22,711	20,222	22,222	12,067	12,270
Persia	—	—	—	—	—	70,122	1,00,050	1,12,222	1,22,051	70,200
Java	—	—	—	—	—	2,422	720	2,222	2,001	240
Siam	—	—	—	—	—	2,000	12,412	2,000	4,222	2,222
Indo-China (including Cochin China, Cambodia, Annam, Tonkin and French leased territories in China)	—	—	—	—	—	211	2,400
China (exclusive of Hongkong and Macao)	—	—	—	—	—	1,927	2,721	2,950	202	722
Japan	—	—	—	—	—	1	1,207	20	100	40
Egypt*	—	—	—	—	—	2,422	420	222
Portuguese East Africa	—	—	—	—	—	4,222	11,790	12,201	12,715	24,127
Italian East Africa (Somal- land and Eritrea)	—	—	—	—	—	7,200	200	1,222	2,422	2,220
United States of America—										
Via Atlantic Coast	—	—	—	—	—	4,241	4,519	2,722	22,202	72,461
" Pacific "	—	—	—	—	—	2	..	22	200	2,722
Other Foreign Countries	—	—	—	—	—	224	1,221	1,227	2,470	224
TOTAL FOREIGN COUNTRIES						1,77,246	2,65,745	2,62,275	2,22,452	2,52,226
Share of Bengal	—	—	—	—	—	72,122	27,222	20,210	20,222	1,22,220
Bombay	—	—	—	—	—	2,27,275	1,21,274	2,22,221	1,20,221	2,22,212
" Sind	—	—	—	—	—	22,221	49,222	22,220	42,721	21,222
" Madras	—	—	—	—	—	2,00,242	5,21,709	2,72,722	4,27,222	2,01,242
" Burma	—	—	—	—	—	4,422	17,122	12,222	27,172	12,722
TOTAL						7,42,217	10,74,449	12,24,250	10,14,204	8,62,244

*Shown as a Foreign Country from 1922-24.

GENERAL EXPORTS

(650)

INDIAN MERCHANDISE

No. 14—continued

ARTICLES, AND COUNTRIES OF FINAL DESTINATION; ALSO SHARE OF EACH PROVINCE	QUANTITY					VALUE				
	1922-23	1923-24	1924-25	1925-26	1926-27	1922-23	1923-24	1924-25	1925-26	1926-27
	Tons	Tons	Tons	Tons	Tons	₹	₹	₹	₹	₹
Hides and skins, raw										
<i>Hides, raw—</i>										
Buffalo Hides (H.B.)—										
United Kingdom	935	619	355	600	334	5,12,198	4,36,096	2,45,788	3,01,808	1,61,6
Cyprus	1	..	5	500	..	4,558
Palestine	5	4	1,425	1,0
Mesopotamia	4	10	12	4,500	8,555	4,9
Ceylon	26	9	62	3	..	5,738	3,120	24,166	1,092	..
Straits Settlements (including Labuan)	7	3,465	180	260	134	1
Hongkong	5	7,500	..
Egypt †	304	1,36,089
Cape of Good Hope	2	2,652
TOTAL BRITISH EMPIRE	1,278	628	423	618	350	6,59,358	4,39,396	2,81,924	3,19,089	1,67,7
Russia—										
Northern Russia	5	6	7,000	7,0
Finland	2	5	4	17	5	1,687	3,281	5,879	19,936	2,31
Sweden	..	9	28	..	3	..	5,070	30,082	..	2,4
Norway	2	3	54	4	11	1,362	2,906	62,452	2,025	3,11
Germany	1,124	1,662	1,207	597	1,551	7,22,349	14,07,955	12,08,268	6,16,100	12,04,3
Netherlands	71	88	176	140	118	41,008	71,235	1,28,177	1,58,358	62,6
Belgium	..	25	8	47	25	..	25,089	9,616	51,109	22,8
France	38	62	12	126	44	17,572	29,358	8,790	52,858	39,3
Spain	11	32	42	23	18	6,375	33,700	43,349	22,918	11,6
Italy	182	1,358	680	625	497	1,25,693	18,52,417	5,86,290	5,11,957	3,63,0
Austria	..	2	1,800
Czechoslovakia	..	6	9	80	48	..	6,540	9,262	90,445	45,9
Serb-Croat-Slovene State	13	7,684
Bulgaria	76	249	230	471	624	42,355	1,50,348	1,49,237	4,25,074	4,58,0
Roumania	..	16	8	12	68	..	10,300	4,187	10,750	49,11
Greece	62	124	45	89	257	22,146	71,100	30,582	69,279	1,54,0
Turkey, European	70	167	200	332	210	31,879	71,428	1,25,216	1,79,770	4,04,7
Turkey, Asiatic	100	48	60	136	257	44,069	22,430	26,860	77,694	1,16,6
Syria	121	62	197	46	40	52,652	33,909	1,11,489	23,085	17,6
Smyrna	8	31	98	44	12	3,575	15,878	67,233	27,194	4,6
Mascat Territory and Trucial Oman	1	..	4	995	920	3,012	588	3
Panda	18	30	36	34	54	10,225	20,616	27,691	27,172	39,0
Egypt †	..	451	377	368	406	..	2,13,811	1,91,302	1,91,951	1,98,5
Tripoli	3	31	..	1	..	3,000	12,242	..	352	..
Morocco	..	8	3,286
United States of America—										
Pid Atlantic Coast	468	294	395	500	550	3,09,721	1,71,305	4,61,116	6,56,897	4,96,1
Other Foreign Countries	..	1	200	658	1
TOTAL FOREIGN COUNTRIES	2,366	4,655	3,870	3,777	4,804	14,45,947	37,37,082	32,25,000	32,21,902	32,98,7
Share of Bengal	2,283	3,779	2,830	2,759	3,679	14,50,206	32,97,873	26,67,582	26,61,331	27,76,9
.. Bombay	9	286	16	28	68	11,717	3,43,356	21,318	34,021	64,4
.. Sind	268	163	141	115	210	1,61,097	1,10,563	1,16,139	1,00,510	1,47,7
.. Madras	34	8	63	3	..	5,512	2,520	25,043	1,092	..
.. Burma	1,055	1,058	1,249	1,499	1,376	4,76,773	5,12,168	6,76,842	7,44,037	5,77,2
TOTAL	3,644	5,283	4,298	4,395	5,154	21,05,305	41,76,478	35,06,924	35,40,991	35,66,5
Cowhides (H. H.)—										
United Kingdom	512	276	328	2,150	1,032	5,82,389	2,54,006	2,30,840	20,27,673	3,74,1

* Subject to duty from 11th September 1919.
† Shown as a Foreign Country from 1923-24.

No. 14—continued

ARTICLES, AND COUNTRIES OF FINAL DESTINATION; ALSO SHARE OF EACH PROVINCE	QUANTITY					VALUE				
	1922-23	1923-24	1924-25	1925-26	1926-27	1923-23	1923-24	1924-25	1925-26	1926-27
	Tons	Tons	Tons	Tons	Tons	Rs	Rs	Rs	Rs	Rs
Hides and skins, raw*— continued										
Hides, raw—continued										
Cowhides—contd.										
Aden and Dependencies	4	4,000	..
Straits Settlements (including Labuan)	657	107	72	81	20	4,44,300	78,300	52,504	64,832	38,400
Hongkong	24	5	50,064	3,812
Egypt†	26	14,018
Cape of Good Hope	2	1	11	..	87	2,000	1,618	12,800	..	40,785
Natal	1	2,690
Victoria	..	3	1,314	644
New South Wales	644
Queensland	2	2,100
Australian Commonwealth (Total)	2	2	2,100	1,314	1,288
Other British Possessions	1	480
TOTAL BRITISH EMPIRE	1,225	301	407	2,235	1,128	10,09,200	2,26,047	2,47,478	21,06,578	9,61,654
Russia—										
Northern Russia	..	14	..	76	49	..	12,287	..	68,180	40,800
Finland	373	648	638	1,001	532	2,26,869	5,85,857	6,78,246	11,78,740	6,02,204
Estonia	17	18,284
Sweden	811	1,431	1,285	900	641	7,16,880	12,97,840	12,46,840	9,19,907	6,04,405
Norway	429	948	714	449	314	3,78,794	6,41,786	7,47,822	5,00,286	2,97,810
Denmark	..	12	..	8	8	..	10,281	..	2,785	2,849
Germany	9,461	11,618	12,370	8,857	6,650	64,70,067	1,21,72,369	1,57,20,356	1,18,82,796	97,53,967
Netherlands	24	162	223	269	269	28,246	2,17,009	2,27,604	2,69,582	2,69,574
Belgium	17	54	6	44	124	17,471	70,691	7,008	48,226	1,12,889
France	133	125	92	278	118	86,259	1,32,901	78,621	2,72,488	1,02,812
Spain	2,283	924	1,804	2,137	2,581	22,10,132	9,17,023	20,92,154	24,18,619	28,20,025
Portugal	..	16	..	28	12	..	18,491	..	28,117	11,770
Switzerland	5	4,400
Italy	4,894	5,388	5,602	5,299	5,232	44,52,441	56,64,460	69,77,923	60,94,021	49,44,000
Austria	46	10	10	46,220	11,400	10,000
Czechoslovakia	..	81	252	155	194	..	92,258	2,08,624	1,22,767	1,92,732
Bulgaria	74	108	174	622	208	60,142	1,01,899	1,94,259	4,75,292	1,88,680
Roumania	20	..	52	22	27	18,781	..	82,258	27,464	26,810
Greece	2	42	75	87	255	4,255	26,218	61,168	99,912	2,22,600
Crete	2	9	2,281	7,874
Turkey, European	2	15	39	675	442	1,172	10,128	40,444	6,95,241	4,02,466
Turkey, Asiatic	..	9	..	4	64	..	3,922	..	6,879	40,209
Syria	3	5	..	1	4	440	1,800	..	1,012	2,297
Persia	14	50	48	27	29	8,490	40,926	68,784	23,259	25,672
China (exclusive of Hong- kong and Macao)	1	..	4	600	..	5,400
Japan	..	97	110	284	117	..	70,869	98,501	2,22,931	1,10,207
Egypt†
United States of America— Via Atlantic Coast	90	145	275	58	1	1,17,728	2,18,012	2,06,208	27,609	778
TOTAL FOREIGN COUNTRIES	18,877	21,209	22,202	21,051	21,114	1,92,22,976	2,27,25,108	2,25,06,564	2,16,09,975	2,07,14,750
Share of Bengal	17,239	19,766	21,284	18,230	18,099	1,85,99,127	2,16,87,969	2,27,22,581	2,21,96,224	1,75,70,500
" <i>Bombay</i>	219	297	39	323	240	4,94,562	4,59,197	92,422	6,44,912	8,07,215
" <i>Sind</i>	1,023	995	1,215	1,464	2,228	9,29,224	11,55,259	17,78,527	16,44,202	22,12,141
" <i>Madras</i>	40	2	6	..	1	76,447	1,422	6,296	..	1,890
" <i>Burma</i>	1,271	1,220	1,522	2,612	1,674	9,97,712	9,29,192	12,56,882	20,29,999	12,24,210
TOTAL	19,962	22,290	24,210	22,286	22,242	1,93,98,226	2,40,62,950	2,28,24,037	2,77,12,246	2,17,06,612
Calf skins—										
Buffalo Calf skins (II. B)—										
United Kingdom	19	50	12	22	17	10,276	27,224	6,021	24,214	10,960
Mesopotamia	1	625	..
TOTAL BRITISH EMPIRE	19	50	12	24	17	10,276	27,224	6,021	24,839	10,960

* Subject to duty from 11th September 1910.
† Shown as a Foreign Country from 1922-24.

GENERAL EXPORTS

(652)

INDIAN MERCHANDISE

No. 14—continued

ARTICLES AND COUNTRIES OF FINAL DESTINATION; ALSO SHARE OF EACH PROVINCE	QUANTITY					VALUE				
	1922-23	1923-24	1924-25	1925-26	1926-27	1922-23	1923-24	1924-25	1925-26	1926-27
Hides and skins, raw—										
<i>continued</i>										
Hides, raw—										
<i>continued</i>										
Calf skins—										
<i>contd.</i>										
Buffalo Calf skins (II. E)										
Germany	10	13	02	8	22	8,081	12,502	80,952	9,047	2
Belgium	2	3	..	1,770	4,815	..
France	10	..	8	8,923
Spain	3	4	10	27	58	1,058	2,609	9,785	24,390	3
Italy	164	57	277	346	70	88,578	36,291	2,78,847	3,67,417	4
Greece	7	4	4,195	4,592	..
Egypt	1	2	605	..
United States of America—										
Via Atlantic Coast	3	1	..	4,200	978	..
Other Foreign Countries	2	1	1	..	2	880	282	411
TOTAL FOREIGN COUNTRIES	189	75	367	390	162	1,04,567	51,674	3,88,098	4,11,984	1,2
<i>Share of Bengal:</i>	<i>119</i>	<i>3</i>	<i>40</i>	<i>3</i>	<i>6</i>	<i>61,576</i>	<i>2,424</i>	<i>30,357</i>	<i>6,185</i>	<i>..</i>
.. <i>Bombay</i>	<i>4</i>	<i>3</i>	<i>..</i>	<i>..</i>	<i>..</i>	<i>6,144</i>	<i>3,709</i>	<i>..</i>	<i>..</i>	<i>..</i>
.. <i>Sind</i>	<i>55</i>	<i>119</i>	<i>340</i>	<i>416</i>	<i>173</i>	<i>47,124</i>	<i>82,765</i>	<i>3,59,367</i>	<i>4,40,618</i>	<i>1,2</i>
TOTAL	208	125	380	424	179	1,14,843	88,898	3,89,714	4,48,808	1,3
Cow Calf skins (II. E)—										
<i>United Kingdom</i>	28	1	..	13	3	12,708	315	..	16,602	1
Germany	40	37	56	89	..	56,738	55,637	93,144	1,0
Belgium	1	1	..	9	..	1,425	2,590	..	8,779	..
France	1	3	2	412	1,471	3,178
Spain	112	68	101	111	163	1,52,747	77,848	1,57,128	1,50,550	2,0
Switzerland	2	2,207
Italy	38	39	68	50	38	27,238	61,050	1,06,280	77,911	4
Syria	4	5,054
Egypt	10	11
United States of America—										
Via Atlantic Coast	6	18	3,946	17,132	436
Other Foreign Countries	1	1	937	..	187	588	1
TOTAL FOREIGN COUNTRIES	160	169	208	285	301	1,98,966	2,16,819	3,22,841	3,80,917	3,6
<i>Share of Bengal</i>	<i>29</i>	<i>37</i>	<i>34</i>	<i>58</i>	<i>6</i>	<i>31,478</i>	<i>32,332</i>	<i>40,469</i>	<i>76,370</i>	<i>6</i>
.. <i>Bombay</i>	<i>..</i>	<i>..</i>	<i>..</i>	<i>6</i>	<i>..</i>	<i>..</i>	<i>..</i>	<i>..</i>	<i>12,250</i>	<i>1</i>
.. <i>Sind</i>	<i>159</i>	<i>133</i>	<i>174</i>	<i>184</i>	<i>293</i>	<i>1,75,198</i>	<i>1,84,302</i>	<i>2,81,936</i>	<i>2,53,899</i>	<i>3,5</i>
.. <i>Madras</i>	<i>..</i>	<i>..</i>	<i>..</i>	<i>..</i>	<i>..</i>	<i>..</i>	<i>..</i>	<i>436</i>	<i>..</i>	<i>..</i>
TOTAL	168	170	208	248	304	2,06,674	2,17,634	3,22,841	3,47,519	3,6
Total Calf skins (II. E)—										
<i>United Kingdom</i>	47	51	13	46	20	22,984	38,039	6,621	50,916	11
<i>Other British Possessions</i>	1	925	..
TOTAL BRITISH EMPIRE	47	51	13	47	20	22,984	38,039	6,621	51,441	11
Germany	10	53	99	64	111	8,081	69,240	1,86,589	1,02,191	1,3
Belgium	3	1	..	12	..	3,195	2,580	..	13,624	..
France	1	3	12	..	8	412	1,471	12,096	..	6
Spain	115	72	111	138	221	1,53,805	80,457	1,66,893	1,74,940	2,3
Switzerland	2	2,207
Italy	197	96	345	405	108	1,15,816	97,331	3,85,127	4,45,328	8
Greece	7	4	4,195	4,592	..
Syria	4	5,054
Egypt	1	12	695	13
United States of America—										
Via Atlantic Coast	14	18	..	1	..	8,146	17,132	436	978	..
Other Foreign Countries	3	1	1	..	3	1,817	282	598	538	5
TOTAL FOREIGN COUNTRIES	349	244	575	625	463	2,98,583	2,68,493	7,05,934	7,42,651	4,8

* Subject to duty from 11th September 1919.
 † Shown as a Foreign Country from 1923-24.

No. 14—continued

ARTICLES, AND COUNTRIES OF FINAL DESTINATION; ALSO SHARE OF EACH PROVINCE	QUANTITY					VALUE				
	1922-23	1923-24	1924-25	1925-26	1926-27	1922-23	1923-24	1924-25	1925-26	1926-27
Hides and skins, raw*— <i>continued</i>						R	R	R	R	R
<i>Hides, raw—continued</i>										
Total Calf skins (II. B)— <i>continued</i>	Tons	Tons	Tons	Tons	Tons					
Share of Bengal	142	40	74	68	22	33,653	36,255	70,326	22,445	13,946
" Bombay	4	3	—	6	—	6,744	3,769	—	12,250	1,719
" Sind	244	262	514	600	671	2,23,320	2,67,667	6,41,293	6,99,627	4,22,642
" Madras	436
TOTAL	396	295	588	674	483	3,21,517	3,08,522	7,12,555	7,04,322	4,00,864
Other hides (II. B)—	Tons	Tons	Tons	Tons	Tons					
Total British Empire	1	22	15	700	..	357
Germany	4	3	6	9	14	2,000	1,000	2,300	6,222	7,008
Persia	2	4	6	6	10	744	1,422	2,550	2,000	3,028
Total Foreign Countries	6	7	11	15	24	2,804	2,422	4,850	8,222	10,036
Share of Bengal	4	3	6	9	8	3,060	1,000	3,000	6,222	4,422
" Bombay
" Sind	2	4	6	6	10	744	1,422	2,550	2,000	3,028
" Madras
" Burma	25
TOTAL	6	7	11	15	25	3,226	2,447	5,220	8,222	10,227
Total Hides, raw—	Tons	Tons	Tons	Tons	Tons					
United Kingdom	1,495	946	691	2,796	1,827	11,17,569	7,22,106	5,32,749	22,90,227	10,40,226
Cyprus	1	..	6	500	..	4,522
Palestine	5	4	1,422	1,022
Aden and Dependencies	6	4,022	..
Mesopotamia	4	11	12	4,500	9,120	4,972
Ceylon	26	9	62	3	..	6,722	2,120	24,166	1,022	..
Straits Settlements (including Labuan)	664	107	72	81	20	4,47,764	78,620	62,764	64,066	80,640
Hongkong	24	5	..	5	..	50,064	8,512	..	7,500	..
Egypt †	330	1,50,067
Cape of Good Hope	2	1	12	..	57	2,000	1,616	16,521	..	49,765
Natal	1	2,420
Canada—										
Via Pacific Coast	1	460
Victoria	2	1,214	644
New South Wales	644
Queensland	2	2,100
Australian Commonwealth (Total)	2	2	2,100	1,214	1,222
TOTAL BRITISH EMPIRE	2,550	1,070	848	2,900	1,409	17,61,624	8,14,297	6,20,712	24,77,102	11,42,422
Russia—										
Northern Russia	14	..	80	55	..	12,227	..	1,00,120	67,206
Finland	375	652	642	1,012	527	2,22,556	5,22,222	6,72,122	11,92,272	5,04,610
Estonia	17	12,214
Sweden	811	1,440	1,212	900	644	7,14,222	14,02,610	12,72,422	9,19,607	6,10,206
Norway	422	949	722	422	222	2,77,666	2,44,642	2,10,274	5,11,211	2,00,506
Denmark	12	..	3	3	..	19,221	..	2,722	2,549
Germany	10,599	12,222	12,691	9,517	11,222	1,04,02,227	1,40,60,564	1,70,72,502	1,22,72,219	1,10,02,422
Netherlands	95	250	404	400	420	70,174	2,22,744	4,50,166	5,21,222	4,22,222
Belgium	20	80	14	102	120	20,222	22,222	12,619	1,22,069	1,20,220
France	167	180	117	404	170	1,04,242	1,62,720	96,507	2,22,746	1,41,222
Spain	2,409	1,022	1,227	2,222	2,220	24,70,212	20,21,120	22,02,222	22,12,472	22,21,212
Portugal I.	17	..	22	12	..	14,142	..	22,117	11,770
Switzerland	2	5	2,207	4,499
Italy	5,272	6,240	6,717	6,222	5,222	46,24,220	71,14,202	72,02,240	70,51,206	52,07,156

* Subject to duty from 11th September, 1919.
† Known as a Foreign Country from 1922-24.

GENERAL EXPORTS

(654)

INDIAN MERCHANDISE

No. 14—continued

ARTICLES, AND COUNTRIES OF FINAL DESTINATION; ALSO SHARE OF EACH PROVINCE	QUANTITY					VALUE				
	1922-23	1923-24	1924-25	1925-26	1925-27	1922-23	1923-24	1924-25	1925-26	1925-27
Hides and skins, raw—continued										
Total Hides, raw—continued	Tons	Tons	Tons	Tons	Tons	R	R	R	R	R
Austria	47	12	10	47,167	13,200	10,000
Czechoslovakia	..	87	262	285	237	..	99,893	3,18,106	2,74,212	2,39,831
Serb Croat Slovene State	13	7,684
Bulgaria	152	348	404	1,008	828	1,03,377	2,52,247	3,18,480	9,00,497	6,22,59
Roumania	20	16	61	34	100	16,781	10,300	56,540	38,414	85,46
Greece	64	167	128	180	612	26,401	1,07,418	1,15,940	1,78,783	4,86,68
Crete	2	9	2,581	7,87
Turkey, European	72	182	240	1,007	652	33,051	81,556	1,66,091	8,76,611	5,07,20
Turkey, Asiatic	100	57	60	140	321	44,069	26,402	26,869	84,000	1,56,00
Syria	128	67	197	47	44	58,146	35,709	1,11,480	24,097	20,871
Smyrna	8	31	98	44	12	3,575	15,378	57,238	27,194	4,64
Maskat Territory and Trucial Oman	1	..	4	995	920	3,012	588	311
Persia	34	85	108	67	98	19,399	63,266	92,975	58,381	68,171
China (exclusive of Hongkong and Macao)	1	..	4	600	..	8,400
Japan	2	19	10	200	..	2,270	23,407	1,9,62
Egypt	..	548	487	608	535	..	2,84,700	2,89,703	4,25,497	3,22,04
Tripoli	3	31	..	1	..	3,000	12,242	..	352	..
Morocco	..	9	3,236
United States of America—VIA Atlantic Coast	572	367	670	644	551	4,35,605	4,06,450	7,67,950	7,14,984	4,96,918
Other Foreign Countries	7	178
TOTAL FOREIGN COUNTRIES	21,398	26,805	28,359	25,468	26,405	1,99,87,260	2,77,33,110	3,24,42,418	2,95,80,590	2,46,36,947
Share of Bengal	19,679	23,679	24,334	21,660	21,726	1,84,06,456	2,47,11,198	2,84,65,079	260,45,462	2,03,65,161
" Bombay	232	586	55	417	398	4,22,384	8,46,172	1,13,801	7,10,288	5,72,811
" Sind	1,547	1,414	1,975	2,186	2,329	13,38,535	15,34,821	25,36,849	26,66,830	26,78,710
" Madras	64	19	68	3	1	81,931	3,942	30,683	1,092	1,690
" Burmah	2,426	2,238	2,775	4,103	2,350	14,74,438	14,51,374	19,32,724	22,54,036	19,62,102
TOTAL	28,948	27,375	29,207	28,368	27,904	2,17,68,884	2,85,47,507	3,30,79,136	3,20,67,693	2,57,80,380
Hides, raw—Goat skins (H. E.)—	Tons	Tons	Tons	Tons	Tons					
United Kingdom	2,147	1,524	1,501	834	1,011	30,87,038	29,90,813	33,36,219	16,82,406	22,22,638
Cape of Good Hope	4	5,700	750	200
Natal	1,770
Canada—VIA Atlantic Coast	412	299	9	5,39,959	3,42,660	3,600
South Australia	..	1	6,200	787
Victoria	109	66	19	42	44	3,39,485	2,38,361	61,980	1,14,000	1,75,089
New South Wales	183	212	178	116	215	6,20,244	6,36,890	5,37,032	3,66,806	6,12,610
Queensland	15	21	30	68	50	61,000	67,242	82,565	2,20,612	1,53,570
Australian Commonwealth (Total)	307	300	227	228	309	10,20,729	9,38,898	6,82,364	7,02,018	9,42,269
Other British Possessions	253	..	442
TOTAL BRITISH EMPIRE	2,870	2,068	1,728	1,060	1,323	46,55,196	48,72,922	40,19,036	25,84,424	31,68,949
Norway	1,050
Germany	558	105	88	154	193	6,66,370	4,36,361	1,84,488	2,56,500	6,98,358
Netherlands	883	1,201	1,211	606	562	19,65,416	32,50,367	37,33,148	15,95,262	21,38,991
Belgium	47	227	143	353	81	79,227	3,77,202	8,06,287	5,42,831	1,45,466
France	725	682	1,204	1,493	1,507	17,66,174	29,61,932	38,99,203	38,60,143	35,54,572
Spain	4	3	2	1	4	11,056	9,600	3,400	5,050	20,000
Switzerland	26	41,075
Italy	59	91	10	9	14	1,00,671	1,62,930	23,532	22,962	36,442
Roumania	4	15,000
Japan	8	18,800
United States of America—VIA Atlantic Coast	15,456	14,411	10,622	15,568	15,582	2,52,33,813	2,85,77,366	2,12,29,163	3,03,76,156	3,25,82,695
" Pacific	1	990
Other Foreign Countries	750	125
TOTAL FOREIGN COUNTRIES	17,761	17,010	13,235	18,189	17,943	2,94,83,352	3,67,55,796	2,89,50,209	3,61,58,964	3,91,71,649

* Subject to duty from 11th September, 1919. † Shown as a Foreign Country from 1923-24.

No. 14—continued

ARTICLES, AND COUNTRIES OF FINAL DESTINATION; ALSO SHARE OF EACH PROVINCE	QUANTITY					VALUE				
	1922-23	1923-24	1924-25	1925-26	1926-27	1922-23	1923-24	1924-25	1925-26	1926-27
Hides and skins, raw—continued						R	R	R	R	R
Skins, raw—continued										
Goat skins (L. E.)—continued	Tons	Tons	Tons	Tons	Tons					
Share of Bengal	7,514	7,324	6,598	5,553	5,325	1,52,34,354	2,15,94,192	1,84,66,972	2,19,82,929	2,44,49,456
" Bombay	7,482	5,923	3,368	3,951	4,689	82,77,836	74,92,763	62,34,591	64,42,221	64,89,423
" Sind	2,504	3,092	2,468	4,923	4,976	42,87,229	43,42,197	49,73,479	69,74,418	79,21,227
" Madras	2,108	2,713	1,766	1,724	1,364	61,99,617	66,42,113	49,44,321	44,99,326	31,97,216
" Burma	22	11	23	9	2	19,852	11,225	34,732	19,537	3,197
TOTAL	20,631	19,073	15,018	19,249	19,268	2,42,38,548	4,00,36,720	3,29,62,245	3,67,42,823	4,12,40,606
Sheep skins (L. E.)—	Tons	Tons	Tons	Tons	Tons					
United Kingdom	21	42	147	258	66	2,41,838	2,43,820	2,40,795	2,06,115	1,14,726
Mesopotamia	1	1,082	..
Ceylon Straits Settlements (including Labuan)	2	2	140	1,848	4,742
Hongkong	1	1	3	2,160	2,000	11,880
Victoria	7	6,685
New South Wales	2	900
Australian Commonwealth (Total)	2	550	2,268
TOTAL BRITISH EMPIRE	29	45	150	261	68	2,52,123	2,64,088	2,61,585	2,08,340	1,19,480
Norway	10	13,125
Germany	1	5	164	78	38	1,550	2,400	1,56,811	94,990	48,620
Netherlands	2	1	1	..	450	1,225	750	1,850
Belgium	2	2	2,618	1,200	2,000
France	69	89	105	24	7	91,492	95,323	1,12,622	40,662	19,210
Spain	2	1	..	2,250	900
Italy	3	13	12	76	40	1,875	10,487	9,200	1,04,815	67,176
Java	1,200
China (exclusive of Hongkong and Macao)	14	3	2	7,321	5,600	6,975	..
Japan	1	1,040
United States of America— Via Atlantic Coast	24	4	272	20	6	22,662	9,787	2,24,602	14,429	6,898
Other Foreign Countries	225
TOTAL FOREIGN COUNTRIES	95	126	569	216	90	1,24,770	1,80,193	7,17,964	2,22,626	1,27,666
Share of Bengal	9	30	35	19	..	12,510	21,068	28,821	24,221	6,940
" Bombay	14	17	123	8	..	2,41,260	2,34,647	2,46,160	18,908	90
" Sind	22	30	454	222	108	27,714	24,410	5,82,226	3,24,724	1,34,280
" Madras	69	94	97	114	50	94,229	1,04,139	1,12,472	1,44,922	1,16,168
" Burma	2	70	7,189	..
TOTAL	124	171	719	476	166	2,76,293	3,24,254	9,79,549	5,74,976	2,67,045
Other skins (L. E.)—	Tons	Tons	Tons	Tons	Tons					
United Kingdom	9	3	6	9	24	1,25,990	52,470	1,25,226	1,10,664	2,02,110
Ceylon	1	..	272	227	..	6,400	229
Hongkong	4	3	22,372	7,024	25	50	1,008
Victoria	6,065	6,522	6,500
New South Wales Australian Commonwealth (Total)	6,065	..	19,075
Other British Possessions	150	400	510	325
TOTAL BRITISH EMPIRE	13	6	6	10	24	1,49,614	59,951	1,31,226	1,26,806	4,12,845

* Subject to duty from 11th September 1919.

GENERAL EXPORTS

(656)

INDIAN MERCHANDISE

No. 14—continued

ARTICLES, AND COUNTRIES OF FINAL DESTINATION; ALSO SHARE OF EACH PROVINCE	QUANTITY					VALUE				
	1922-23	1922-24	1924-25	1925-26	1926-27	1922-23	1922-24	1924-25	1925-26	1926-27
	Tons	Tons	Tons	Tons	Tons	Rs	Rs	Rs	Rs	Rs
Hides and skins, raw—continued										
<i>Skins, raw—concluded</i>										
Other Skins (L. E)—continued										
Germany	1	5	6	20	50	6,519	22,388	36,820	1,26,631	4,98,791
Netherlands	1	..	250	..	2,100	20,400
Belgium	1	6	5,625	51,989	14
France	1	1	8	16	129	2,400	1,40,020	48,802	1,44,748	16,20,033
Italy	1	16	200	5,576	1,72,838
China (exclusive of Hongkong and Macao)	8	6	4	..	1	36,933	39,971	53,769	2,400	20,727
Japan	1	1	..	11,250	5,000	..
United States of America— Via Atlantic Coast	1	1	0	25	2,074	27,556	44,496	92,125	2,58,355
Other Foreign Countries	1	200
TOTAL FOREIGN COUNTRIES	13	13	20	50	222	59,076	97,686	1,88,212	4,40,566	26,91,358
<i>Share of Bengal</i>	8	11	16	39	183	61,989	63,832	1,08,769	3,58,400	23,08,713
.. Bombay	13	7	9	10	14	1,41,478	1,08,039	1,80,738	1,22,803	1,46,123
.. Sind	1	..	2	10,866	6,790	26,642
.. Madras	1	10	57	1,498	335	19,151	79,719	6,23,863
.. Burma	2	1	..	1	..	3,725	361	24	460	890
TOTAL	24	19	26	60	256	2,08,690	1,57,667	3,10,518	5,67,172	30,04,206
Total Skins, raw—	Tons	Tons	Tons	Tons	Tons					
United Kingdom	2,177	1,669	1,654	1,101	1,111	24,54,845	32,92,103	37,11,850	22,99,175	27,29,486
Mesopotamia	1	1,682	..
Ceylon	3	2	273	327	393	7,943	6,012
Straits Settlements (in- cluding Labuan)	1	1	3	2,150	8,000	12,050	200	325
Hongkong	11	3	30,057	7,034	35	50	1,068
Cape of Good Hope	4	5,700	760	200
Natal	1,770	150
Mauritius and Dependencies	442
Canada— Via Atlantic Coast	412	239	3	5,39,959	3,42,606	3,600
.. Pacific	350	..
South Australia (including Northern Territory)	1	6,200	737
Victoria	109	66	10	42	44	3,40,385	2,38,361	67,045	1,21,152	1,80,539
New South Wales	183	214	178	116	215	6,20,794	6,39,156	5,97,082	3,69,206	6,27,185
Queensland	15	21	30	68	50	61,000	67,242	82,565	2,20,612	1,53,576
Australian Commonwealth (Total)	307	303	227	220	309	10,22,179	9,40,959	6,37,429	7,10,970	9,61,344
TOTAL BRITISH EMPIRE	2,912	2,114	1,884	1,831	1,425	50,56,933	46,86,989	44,11,957	30,20,370	37,01,277
Norway	10	750	1,050	18,125
Germany	555	203	258	252	276	6,74,439	4,67,149	4,07,119	4,88,190	12,40,869
Netherlands	883	1,201	1,218	607	564	19,65,416	32,51,087	37,84,371	15,98,112	21,60,741
Belgium	47	227	144	366	88	79,227	3,77,202	3,14,525	5,96,020	1,48,480
France	795	972	1,317	1,543	1,643	18,60,067	30,68,855	35,60,133	35,45,457	51,94,115
Spain	4	6	2	1	5	11,056	12,850	3,400	5,050	20,900
Switzerland	26	41,075
Italy	60	104	22	88	70	1,02,546	1,58,437	37,982	1,35,352	2,66,455
Roumania	4	15,000
Java	1,200
China (exclusive of Hongkong and Macao)	8	20	7	2	1	35,933	47,292	59,429	9,275	20,727
Japan	9	..	1	1	..	30,050	..	1,040	5,000	..
United States of America— Via Atlantic Coast	15,480	14,416	10,895	15,594	15,613	2,52,65,439	2,86,14,649	2,16,59,321	3,04,32,710	3,28,47,933
.. Pacific	1	990
Other Foreign Countries	1	550
TOTAL FOREIGN COUNTRIES	17,867	17,149	13,874	13,454	13,255	3,00,67,198	3,59,83,552	2,98,56,395	3,68,65,166	4,19,00,575
<i>Share of Bengal</i>	7,531	7,365	6,559	3,631	3,543	1,60,09,553	2,15,99,232	1,96,14,362	2,22,91,559	2,78,63,268
.. Bombay	7,509	6,952	3,400	3,979	4,574	96,60,594	73,30,449	46,34,459	55,34,932	66,45,649
.. Sind	3,638	3,122	3,973	5,305	6,185	42,35,003	43,66,607	55,46,671	73,65,932	72,52,679
.. Madras	2,173	2,312	1,593	1,553	1,371	51,95,904	67,62,537	43,36,994	46,24,936	38,36,247
.. Burma	25	13	23	13	3	22,777	11,616	35,826	13,177	4,077
TOTAL	20,779	19,263	15,758	19,735	19,680	3,51,24,131	4,05,70,541	3,42,68,342	3,93,85,536	4,54,01,852

* Subject to duty from 11th September, 1919.

No. 14—continued

TOWNS, AND COUNTRIES FINAL DESTINATION: LAD SHARE OF EACH PROVINCE	QUANTITY					VALUE				
	1922-23	1923-24	1924-25	1925-26	1926-27	1922-23	1923-24	1924-25	1925-26	1926-27
	Tons	Tons	Tons	Tons	Tons	Rs	Rs	Rs	Rs	Rs
<i>Hides and skins, raw*—</i>										
<i>continued</i>										
<i>of Hides and Skins, raw</i>										
<i>(excluding cuttings of</i>										
<i>Hides and Skins, raw)</i>										
United Kingdom	3,672	2,515	2,345	3,897	2,408	45,72,414	40,20,259	42,45,399	46,59,473	37,79,311
Cyprus	1	..	5	500	..	4,558
Palestine	5	4	1,425	1,023
Aden and Dependencies	4	4,068	..
Mesopotamia	4	12	12	4,500	10,362	4,072
Ceylon	26	9	62	6	2	6,028	3,447	24,689	9,933	4,072
Straits Settlements (including Labuan)	665	108	75	81	39	4,46,914	79,480	64,614	65,166	36,808
Hongkong	35	8	..	5	..	81,031	10,640	33	7,680	1,008
Egypt †	380	1,50,057
Cape of Good Hope	6	1	18	..	51	8,700	2,365	16,721	..	40,756
Natal	1	4,260	150
Mauritius and Dependencies	442
Canada—										
Via Atlantic Coast	412	230	3	6,39,959	2,42,666	3,600
South Pacific	1	480	380	..
Australia (including Northern Territory)	..	1	0,300	737
Victoria	109	68	19	42	44	2,40,388	2,39,573	97,048	1,21,152	1,21,238
New South Wales	183	214	178	115	215	6,20,794	6,39,156	5,27,022	3,00,200	6,27,229
Queensland	17	21	30	68	60	63,100	57,242	22,508	2,20,612	1,53,670
Australian Commonwealth (Total)	309	304	287	226	309	10,24,273	9,42,173	6,27,429	7,10,970	9,22,632
TOTAL BRITISH EMPIRE	5,462	3,184	2,722	4,231	2,924	66,28,657	54,01,246	60,48,076	64,97,472	46,44,710
Russia—										
Northern Russia	..	14	..	80	58	..	12,287	..	1,00,180	47,808
Finland	875	653	642	1,018	537	2,22,566	5,22,838	6,78,126	11,03,076	5,01,010
Estonia	17	16,234
Sweden	611	1,440	1,313	800	644	7,14,829	14,02,010	18,78,423	9,10,007	6,11,030
Norway	432	949	778	453	325	2,78,470	9,45,692	2,22,399	5,11,311	8,08,008
Denmark	..	12	..	3	3	..	10,261	..	2,728	2,249
Germany	11,164	13,539	12,949	9,799	11,602	1,10,77,936	1,51,17,713	1,74,79,622	1,20,08,609	1,22,36,101
Netherlands	978	1,451	1,617	1,016	1,053	20,23,690	25,39,811	42,40,639	21,20,047	20,12,064
Belgium	67	307	188	463	242	99,893	4,78,662	2,21,144	7,09,079	2,20,410
France	962	1,152	1,434	1,947	1,618	19,64,310	22,22,636	26,56,640	29,70,808	28,22,948
Spain	2,413	1,034	1,059	2,209	2,225	24,81,808	10,44,020	22,05,796	20,21,522	29,02,113
Portugal	..	17	..	28	13	..	14,142	..	26,117	11,770
Switzerland	23	5	43,242	4,409
Italy	5,333	6,944	6,739	6,417	5,908	47,97,496	72,67,645	72,27,261	71,26,666	66,02,611
Austria	47	12	10	..	237	..	99,892	2,12,106	2,71,212	2,29,034
Czechoslovakia	..	87	292	235	..	7,654
Serb Croat Slovene State	13	828	1,02,377	2,22,247	2,12,420	9,00,197	6,22,508
Bulgaria	162	245	404	1,003	100	19,781	10,200	71,540	26,414	22,469
Roumania	20	16	65	34	612	28,401	1,07,418	1,15,940	1,72,783	4,56,087
Greece	64	167	123	180	9	2,521	7,274
Crete	2
Turkey, European	72	122	240	1,007	662	32,051	21,556	1,66,002	6,75,611	6,07,208
Turkey, Asiatic	109	57	60	140	321	44,069	26,402	26,869	24,069	1,64,066
Syria	123	67	197	47	44	58,146	25,799	1,11,480	24,707	20,272
Smyrna	8	21	96	44	12	2,575	15,276	57,223	27,194	4,642
Moskati Territory and Trucial Oman	1	..	4	995	920	2,012	588	518
Persia	24	25	109	67	93	12,299	62,228	92,975	52,321	62,170
Java	1,200
China (excludes of Hongkong and Macao)	9	20	11	2	1	26,522	47,292	67,229	9,275	20,227
Japan	9	..	3	20	10	20,250	..	2,210	23,407	9,024
Egypt †	..	548	487	603	535	..	2,24,701	2,29,703	4,21,497	3,22,171
Tripoli	3	1
Morocco

* Subject to duty from 11th September, 1919.
† Shown as a Foreign Country from 1922-24.

GENERAL EXPORTS

INDIAN MERCHANDISE

No. 14—continued

ARTICLES, AND COUNTRIES OF FINAL DESTINATION: ALSO SHARE OF EACH PROVINCE	QUANTITY					VALUE				
	1922-23	1923-24	1924-25	1925-26	1926-27	1922-23	1923-24	1924-25	1925-26	1926-27
Hides and skins, raw—concluded										
<i>Total Hides and Skins, raw (excluding cuttings of Hides and Skins, raw)—concluded</i>	Tons	Tons	Tons	Tons	Tons	Rs	Rs	Rs	Rs	Rs
United States of America— Via Atlantic Coast	16,052	14,783	11,565	16,238	16,164	2,57,01,044	2,00,21,099	2,24,27,271	3,11,97,604	3,35,44,853
" Pacific "	1	7	990
Other Foreign Countries	378
TOTAL FOREIGN COUNTRIES	16,052	14,783	11,566	16,238	16,164	2,57,01,044	2,00,21,099	2,24,27,271	3,11,97,604	3,35,44,853
<i>Share of Bengal</i>	<i>27,210</i>	<i>30,944</i>	<i>30,898</i>	<i>30,291</i>	<i>30,274</i>	<i>3,44,16,309</i>	<i>4,63,10,480</i>	<i>4,80,79,441</i>	<i>4,93,37,011</i>	<i>4,88,28,376</i>
" Bombay	7,741	6,538	3,455	4,396	4,972	1,00,82,958	86,76,621	47,98,390	62,95,215	72,18,451
" Sind	6,933	4,533	5,948	7,490	8,114	56,18,598	59,01,428	80,83,520	98,32,762	1,01,31,289
" Madras	2,242	2,322	1,871	1,861	1,372	52,77,885	67,66,529	44,17,677	46,26,028	36,37,837
" Burma	2,451	2,298	2,798	4,115	2,852	14,97,265	14,62,990	19,68,650	23,52,213	19,56,179
TOTAL	44,727	47,138	44,965	48,153	47,584	5,68,93,015	6,01,18,048	6,73,47,476	7,19,43,229	7,18,82,232
<i>Cuttings of Hides and Skins (raw) (II. E)—</i>	Tons	Tons	Tons	Tons	Tons					
United Kingdom	72	80	112	412	221	15,898	10,614	7,668	64,042	46,542
Straits Settlements (including Labuan)	24	14	7	31	12	7,136	5,282	1,469	8,410	6,140
Hongkong	50	16	11	33	34	21,361	3,661	2,025	7,630	7,030
New South Wales Australian Commonwealth (Total)	..	386	508	775	577	..	54,195	79,345	1,29,000	82,887
New Zealand (including Nauru and British Samoa)	..	386	508	775	577	..	54,195	79,345	1,29,000	82,887
Other British Possessions	..	41	116	66	154	..	3,870	14,486	13,993	22,047
TOTAL BRITISH EMPIRE	146	637	749	1,317	908	44,395	77,711	1,04,943	2,23,258	1,64,646
Germany	27	17	5	1,900	1,941	910
Netherlands	10	1,170	..
Belgium	25	2,482
Italy	..	11	1,207	30
China (exclusive of Hongkong and Macao)	6	4	6	4	49	3,050	1,450	1,620	400	2,990
Japan	880	173	27	263	492	46,408	25,440	2,700	25,956	49,987
United States of America— Via Atlantic Coast	421	953	1,546	584	1,231	67,234	96,573	2,22,289	69,658	1,39,788
" Pacific "	70	70	354	471	304	4,199	5,000	59,824	72,651	61,511
Other Foreign Countries	500
TOTAL FOREIGN COUNTRIES	854	1,220	1,958	1,349	2,045	1,22,791	1,28,770	2,88,945	1,71,776	2,49,666
<i>Share of Bengal</i>	<i>726</i>	<i>809</i>	<i>889</i>	<i>1,087</i>	<i>1,247</i>	<i>1,05,972</i>	<i>1,03,961</i>	<i>1,50,766</i>	<i>1,67,407</i>	<i>1,70,899</i>
" Bombay	122	30,730
" Sind	14	..	96	157	72	1,988	..	4,750	22,181	17,359
" Madras	191	366	1,094	1,370	1,513	29,225	93,571	2,22,273	1,91,388	1,79,323
" Burma	70	23	28	52	89	30,021	3,949	6,099	14,060	16,169
TOTAL	1,000	1,757	2,707	2,666	3,043	1,67,166	2,06,481	2,88,945	3,95,034	4,14,812
TOTAL HIDES AND SKINS, RAW	45,727	48,895	47,672	50,810	50,627	5,70,60,201	6,98,24,529	6,77,41,366	7,28,33,263	7,17,96,544
Horns, tips and pieces of horn (II. S)—(a)	Cwts.	Cwts.	Cwts.	Cwts.	Cwts.					
United Kingdom	17,699	13,718	17,308	17,194	15,797	3,28,369	2,72,919	3,81,082	4,02,020	3,50,305
Mesopotamia	34	87	110	18	..	317	450	3,450	540	..
Bahrain Islands	285	6,690	..
Ceylon	1,241	10	600	..	300	10,691	500	3,960	..	2,250
Straits Settlements (including Labuan)	41	1	16	14	27	1,340	80	245	25	230
Hongkong	189	239	81	80	14	4,115	3,380	1,640	50	120
Other British Possessions	2	30	50	..
TOTAL BRITISH EMPIRE	19,204	14,005	18,610	17,543	16,138	3,44,332	2,77,329	3,90,407	4,09,415	3,52,905
Germany	6,321	12,000	12,097	7,729	5,372	81,761	1,60,578	2,18,997	1,66,317	1,31,778
Netherlands	1,151	80	1,204	2,399	4,540	17,866	725	15,524	45,339	31,955
Belgium	3,796	707	9,181	10,013	9,254	52,016	11,487	1,85,228	1,74,885	1,84,069
France	5,139	5,502	3,210	4,250	2,287	78,153	89,789	53,400	92,494	85,969
Italy	440	600	899	1,780	565	6,850	8,850	18,618	44,076	4,554
Mascat Territory and Trucial Oman	200	2,400
Japan	51,913	54,594	16,343	210	..	6,56,631	5,86,571	2,03,269	2,540	..
United States of America— Via Atlantic Coast	4,000	1	28	37,000	325	1,100
" Pacific "	19	90	230
Other Foreign Countries	9	55	77	6	..	350	616	598	30	..
TOTAL FOREIGN COUNTRIES	72,769	73,539	43,239	28,397	22,037	9,30,767	8,78,941	6,49,184	5,25,691	4,38,575

* Subject to duty from 11th September, 1919.
(a) Figures prior to 1925-26 include "Koromandel"

No. 11—continued

ARTICLES, AND COUNTRIES OF FINAL DESTINATION; ALSO SHARE OF EACH PROVINCE	QUANTITY					VALUE				
	1922-23.	1923-24	1924-25	1925-26	1926-27	1922-23	1923-24	1924-25	1925-26	1926-27
	Cwts.	Cwts.	Cwts.	Cwts.	Cwts.	Rs.	Rs.	Rs.	Rs.	Rs.
Horns, tips and pieces of horn (II-S)(a)—cont.										
Share of Bengal	63,791	62,409	24,363	2,791	2,832	2,12,150	7,01,443	3,26,693	2,04,353	2,07,700
" Bombay	5,220	7,773	11,811	10,132	2,463	1,01,619	1,62,632	2,27,623	2,62,444	2,07,330
" Sind	19	267	124	1,323	2,270	200	6,390	1,222	8,003	12,764
" Madras	21,516	16,363	23,923	21,432	16,423	3,22,090	2,72,127	4,43,694	4,43,624	3,46,312
" Burma	1,427	732	1,068	992	666	22,160	10,612	11,723	12,630	12,724
TOTAL	91,973	87,544	61,249	43,980	38,176	12,75,509	11,56,270	10,89,541	9,33,006	7,01,480
Instruments, Apparatus, and Appliances, and parts thereof—										
Musical (III, D)—										
United Kingdom	—	—	—	—	—	1,300	2,110	2,426	723	1,401
Mesopotamia	—	—	—	—	—	725	6,460	12,260
Ceylon Straits Settlements (including Labuan)	—	—	—	—	—	20,255	44,360	47,700	68,784	1,75,180
Federated Malay States	—	—	—	—	—	93,426	1,40,127	1,22,600	7,47,180	6,01,206
British Borneo	—	—	—	—	—	10,284	2,275	2,270	15,078	2,44,465
Natal	—	—	—	—	—	50	6,727
Zanzibar and Pemba	—	—	—	—	—	645	1,100	600	6,227	7,422
Kenya Colony	—	—	—	—	—	..	250	435	1,260	7,274
Tanganyika Territory	—	—	—	—	—	1,229	2,055	2,100
Mauritius and Dependencies	—	—	—	—	—	3,105	3,021	1,872	2,549	6,112
British West India Islands	—	—	—	—	—	520	205	1,029	964	420
British Guiana	—	—	—	—	—	265	1,272	1,207	601	784
New South Wales Australian Commonwealth (Total)	—	—	—	—	—	104	1,470	..	2,627	2,020
Fiji Islands	—	—	—	—	—	1,405	700	365	..	1,125
Other British Possessions	—	—	—	—	—	522	664	55	910	60
TOTAL BRITISH EMPIRE						1,50,662	2,07,104	2,46,812	2,00,717	11,02,282
Germany	—	—	—	—	—	25	..	1,275	4,023	705
Persia	—	—	—	—	—	475	1,205	1,700
Sumatra	—	—	—	—	—	2,245	2,212	208	6,401	20,270
Java	—	—	—	—	—	2,020	2,402	970	2,000	25,022
Borneo (Dutch)	—	—	—	—	—	7,422
Siam Indo-China (including Cochin- China, Cambodia, Annam, Tonkin and French leased territories in China)	—	—	—	—	—	1,244	16,290	22,212	1,49,746	79,622
Portuguese East Africa	—	—	—	—	—	70	2,022
Dutch Guiana	—	—	—	—	—	100	921	..	1,201	100
Other Foreign Countries	—	—	—	—	—	6,424
TOTAL FOREIGN COUNTRIES						7,490	23,712	27,909	1,67,770	1,09,100
Share of Bengal	—	—	—	—	—	1,42,022	2,12,104	2,21,247	10,02,602	12,76,622
" Bombay	—	—	—	—	—	2,125	10,432	6,072	22,222	21,270
" Sind	—	—	—	—	—	1,224	2,212	2,224	4,261	2,021
" Madras	—	—	—	—	—	220	60	1,222	200	620
" Burma	—	—	—	—	—	1,521	2,207	2,76,212	10,42,427	12,02,224
TOTAL						1,52,261	2,20,817	2,76,212	10,42,427	12,02,224
Other kinds (III, D)—										
United Kingdom	—	—	—	—	—	125	10,709	1,720	2,279	9,259
Aden and Dependencies	—	—	—	—	—	275	..	50	220	1,222
Mesopotamia	—	—	—	—	—	222	..	100	2,224	2,100
Ceylon Straits Settlements (including Labuan)	—	—	—	—	—	25,409	11,500	6,727	2,224	4,509
Federated Malay States	—	—	—	—	—	..	600	760	2,005	920
Hongkong	—	—	—	—	—	600	..	175	2,271	606
Cape of Good Hope	—	—	—	—	—	..	10,700	7,400
Zanzibar and Pemba	—	—	—	—	—	1,000
Kenya Colony	—	—	—	—	—	221	..	2,066
Mauritius and Dependencies	—	—	—	—	—	1,222	..
New South Wales Australian Commonwealth (Total)	—	—	—	—	—	1,222	..
Other British Possessions	—	—	—	—	—	216	155	450
TOTAL BRITISH EMPIRE						26,224	22,247	10,120	20,272	26,422
Germany	—	—	—	—	—	..	1,11,220	1,000	1,222	1,220
Siam	—	—	—	—	—	210	550	200	1,146	..
Other Foreign Countries	—	—	—	—	—	..	1,11,270	1,200	2,442	2,270
TOTAL FOREIGN COUNTRIES						210	1,11,270	1,200	2,442	2,270

(a) Figures prior to 1925-26 include "Hornmeal."

GENERAL EXPORTS

(660)

INDIAN MERCHANDISE

No. 14—continued

ARTICLES, AND COUNTRIES OF FINAL DESTINATION; ALSO SHARE OF EACH PROVINCE	QUANTITY					VALUE				
	1922-23	1923-24	1924-25	1925-26	1926-27	1922-23	1923-24	1924-25	1925-26	1926-27
Instruments, Apparatus, and Appliances, and parts thereof—continued.						R	R	R	R	R
<i>Other kinds (IX. D)—continued</i>										
Share of Bengal	—	—	—	—	—	2,315	2,119	2,437	2,510	3,189
" Bombay	—	—	—	—	—	900	718	1,437	12,676	13,959
" Sind	—	—	—	—	—	700
" Madras	—	—	—	—	—	22,619	15,600	6,266	7,033	12,336
" Burma	—	—	—	—	—	310	1,27,280	600	902	7,689
TOTAL	—	—	—	—	—	27,144	1,45,717	11,439	23,120	38,703
Ivory—										
<i>Unmanufactured (II. S)—</i>	Lbs.	Lbs.	Lbs.	Lbs.	Lbs.					
United Kingdom	805	578	1,618	218	640	2,563	5,938	15,956	2,084	2,823
Straits Settlements (including Labuan)	212	2,332
Hongkong	112	..	322	1,000	..	1,850
Cape of Good Hope	95	950
TOTAL BRITISH EMPIRE	417	790	2,035	218	640	3,563	8,315	17,956	2,084	2,823
Japan	1,102	5,275	4,000	3,377	112	11,406	64,050	47,311	32,760	200
Other Foreign Countries	125	..	52	1,130	..	384
TOTAL FOREIGN COUNTRIES	1,102	5,275	4,125	3,377	164	11,406	64,050	48,441	32,760	584
Share of Bengal	1,068	5,491	4,973	3,373	612	11,016	66,368	61,111	32,372	1,764
" Bombay	112	..	112	141	..	1,000	..	150	1,200	..
" Madras	250	1,075	..	88	..	2,336	2,366	..	381
" Burma	339	324	600	81	704	2,953	3,142	6,850	772	743
TOTAL	1,519	6,065	6,760	3,595	804	14,969	72,365	66,397	34,344	3,392
<i>Manufactured (III. V)—</i>										
United Kingdom	—	—	—	—	—	5,550	25,661	5,069	480	447
Hongkong	—	—	—	—	—	..	4,500	367
Other British Possessions	—	—	—	—	—	485	700	..	317	672
TOTAL BRITISH EMPIRE	—	—	—	—	—	6,035	30,861	5,436	797	1,119
Germany	—	—	—	—	—	1,120	..
Indo-China including Cochin China, Cambodia, Annam, Tonkin and French leased territories in China	—	—	—	—	1,000	900	1,000
Japan	—	—	—	—	—	3,016	5,330
Italian East Africa	—	—	—	—	—	1,000
United States of America— " Atlantic Coast	—	—	—	—	—	..	1,250	57
" Pacific "	—	—	—	—	—	710	983	..
Other Foreign Countries	—	—	—	—	—	530	..	225	400	..
TOTAL FOREIGN COUNTRIES	—	—	—	—	—	5,256	6,580	282	3,403	1,000
Share of Bengal	—	—	—	—	—	6,016	5,330	..	2,033	1,135
" Bombay	—	—	—	—	—	2,020	11,727	2,601
" Sind	—	—	—	—	—	500	15,040
" Madras	—	—	—	—	—	1,945	1,430	365	500	661
" Burma	—	—	—	—	—	310	3,864	2,752	1,667	323
TOTAL	—	—	—	—	—	11,291	37,441	5,718	4,200	2,111
Jadestone (III. V)—	Owts.	Owts.	Owts.	Owts.	Owts.					
United Kingdom	2	..	26	..	1	600	160	1,000	175	1,000
Straits Settlements (including Labuan)	417	1,30,000
Hongkong	5,524	3,081	2,712	934	1,596	18,17,945	8,33,492	7,01,750	1,43,276	3,14,30
Other British Possessions	1	150
TOTAL BRITISH EMPIRE	5,526	3,081	2,739	934	2,014	18,18,545	8,33,652	7,02,900	1,43,451	4,45,30
China (exclusive of Hongkong and Macao)	6	7	27	33	125	2,000	3,400	3,900	19,300	24,92
Share of Bengal	23	4,000
" Burma	5,532	3,065	2,706	973	2,139	18,20,545	8,33,652	7,06,800	1,62,751	4,70,22
TOTAL	5,532	3,088	2,736	972	2,139	18,20,545	8,37,052	7,06,800	1,62,751	4,70,22

No. 14—continued

ARTICLES, AND COUNTRIES OF FINAL DESTINATION; ALSO SHARE OF EACH PROVINCE	QUANTITY					VALUE				
	1922-23	1923-24	1924-25	1925-26	1926-27	1922-23	1923-24	1924-25	1925-26	1926-27
						R	R	R	R	R
Jewellery (excluding imitation Jewellery and precious stones and pearls unset), also plate of gold and silver—Jewellery (III, V)—										
United Kingdom	—	—	—	—	—	18,300	15,868	4,375	6,39,031	18,100
Ceylon	—	—	—	—	—	1,243	..	60	341	100
Cape of Good Hope	—	—	—	—	—	1,300	..
Mauritius and Dependencies	—	—	—	—	—	4,297	209	1,128
Victoria	—	—	—	—	—	1,300
Australian Commonwealth (Total)	—	—	—	—	—	1,300
Other British Possessions	—	—	—	—	—	..	470	64	800	978
TOTAL BRITISH EMPIRE	—	—	—	—	—	25,140	16,736	5,624	6,39,409	20,258
Germany	—	—	—	—	—	..	1,000	1,400
Maskat Territory and Trucial Oman	—	—	—	—	—	..	1,000	..	600	..
Other Native States in Arabia	—	—	—	—	—	2,000
Indo-China (including Cochin-China, Cambodia, Annam, Tonkin and French leased territories in China)	—	—	—	—	—	2,500	21,000
United States of America—Vid Atlantic Coast	—	—	—	—	—	300	1,300
Other Foreign Countries	—	—	—	—	—	780	25
TOTAL FOREIGN COUNTRIES	—	—	—	—	—	2,000	2,000	..	4,080	22,725
Share of Bengal	—	—	—	—	—	1,300	2,098	1,210	6,780	25,225
.. Bombay	—	—	—	—	—	6,297	3,047	128	6,63,120	2,100
.. Sind	—	—	—	—	—	1,128
.. Madras	—	—	—	—	—	10,643	6,549	2,664	2,502	16,490
.. Burma	—	—	—	—	—	..	38	278
TOTAL	—	—	—	—	—	27,140	18,736	5,624	6,92,648	44,050
Plate of gold and silver (III, V)—										
United Kingdom	—	—	—	—	—	66,530	35,860	1,06,898	66,987	26,7092
Gibraltar	—	—	—	—	—	2,030	1,500	2,000
Aden and Dependencies	—	—	—	—	—	..	1,100	..	4,400	700
Ceylon	—	—	—	—	—	..	5,250	2,475	5,061	1,800
Straits Settlements (including Labuan)	—	—	—	—	—	..	350	2,208	1,000	905
Federated Malay States	—	—	—	—	—	..	200	..	20,017	..
Hongkong	—	—	—	—	—	..	1,187	90
Cape of Good Hope	—	—	—	—	—	620	..	5,000
Egypt*	—	—	—	—	—	2,000
Zanzibar and Pemba	—	—	—	—	—	1,200
Mauritius and Dependencies	—	—	—	—	—	6,278	418	1,807	590	..
New Zealand	—	—	—	—	—	210	..	1,800
Other British Possessions	—	—	—	—	—	..	1,300	600	30	..
TOTAL BRITISH EMPIRE	—	—	—	—	—	77,928	95,615	1,12,615	1,40,645	51,604
Germany	—	—	—	—	—	..	2,750	..	1,200	..
Netherlands	—	—	—	—	—	300	30	1,225
Belgium	—	—	—	—	—	4,400
France	—	—	—	—	—	195	420	..	7,000	15,622
Maskat Territory and Trucial Oman	—	—	—	—	—	2,600	500	1,000
Java	—	—	—	—	—	2,278
Egypt*	—	—	—	—	—	2,425
United States of America—Vid Atlantic Coast	—	—	—	—	—	1,278	300	1,178	1,787	16,716
.. Pacific	—	—	—	—	—	222	..	250
Other Foreign Countries	—	—	—	—	—	900	618	624
TOTAL FOREIGN COUNTRIES	—	—	—	—	—	5,273	5,116	6,982	10,637	22,970

* Shown as a Foreign Country from 1923-24.

GENERAL EXPORTS

(662)

INDIAN MERCHANDISE

No. 14—continued

ARTICLES, AND COUNTRIES OF FINAL DESTINATION; ALSO SHARE OF EACH PROVINCE	QUANTITY					VALUE				
	1922-23	1923-24	1924-25	1925-26	1926-27	1922-23	1923-24	1924-25	1925-26	1926-27
Jewellery (excluding imitation Jewellery and precious stones and pearls, unset), also plate of gold and silver—continued										
<i>Plate of gold and silver (III. V)—continued</i>										
Share of Bengal	—	—	—	—	—	3,000
" Bombay	—	—	—	—	—	22,453	37,981	78,430	16,527	49,071
" Sind	—	—	—	—	—	10,373	600	6,425	14,500	8,70
" Madras	—	—	—	—	—	40,183	56,831	25,932	1,24,303	27,21
" Burma	—	—	—	—	—	7,103	5,319	12,660	4,802	3,531
TOTAL	—	—	—	—	—	83,111	1,00,731	1,28,847	1,60,132	88,574
Total value of Jewellery, etc., also Plate of Gold and Silver	—	—	—	—	—	1,10,251	1,19,467	1,28,971	8,52,674	1,37,624
Kapok (II. B)—	Cwts.	Cwts.	Cwts.	Cwts.	Cwts.					
United Kingdom	4,467	8,955	8,200	4,095	7,708	2,47,355	5,65,564	4,69,327	2,26,997	4,82,023
Ceylon	8	1,159	..	25	23	98	21,513	..	1,505	1,250
Cape of Good Hope	142	148	287	193	587	9,690	8,466	17,528	12,525	38,839
Natal	649	532	436	794	913	40,109	26,293	27,432	52,189	65,117
Mauritius and Dependences	50	79	57	13	..	1,490	2,144	2,098	480	..
Western Australia	74	559	59	408	608	5,000	41,532	3,600	25,364	44,649
South Australia (including Northern Territory)	110	..	209	..	29	7,080	..	12,068	..	2,000
Victoria	73	654	561	1,092	..	5,500	43,768	39,590	79,647
New South Wales	771	980	2,119	6,488	..	56,600	58,657	1,48,141	4,61,435
Queensland	61	223	..	4,202	17,000
Australian Commonwealth (Total)	184	1,464	1,908	3,088	8,440	12,080	1,07,924	1,18,088	2,08,095	6,04,722
New Zealand (including Nauru and Br. Samoa)	175	59	29	10,754	4,260	1,960
Other British Possessions	5	16	..	8	4	263	888	..	121	337
TOTAL BRITISH EMPIRE	5,680	12,415	10,911	8,216	17,670	3,21,839	7,37,052	6,36,433	5,01,892	11,92,308
Norway	19	1,430
Germany	9,800	4,192	4,213	3,186	3,882	4,08,497	2,13,380	2,59,042	1,86,255	2,11,405
Netherlands	4,063	5,445	13,201	14,975	15,844	2,29,399	3,10,231	7,81,680	8,67,872	9,22,159
Belgium	372	198	509	1,155	1,205	14,900	3,200	27,530	67,725	64,636
France	2,388	3,912	6,231	4,934	6,570	1,49,621	2,72,943	3,80,866	2,94,229	4,38,450
Spain	6	398	269	300	27,000	16,995
Italy	684	2,802	2,233	2,574	3,216	43,827	1,05,051	1,24,596	1,44,963	1,81,868
Switzerland	20	1,150
Roumania	49	2,948	..
Philippine Islands and Guam	..	100	3,500
China (exclusive of Hongkong and Macao)	255	714	623	96	546	18,520	55,660	38,822	6,225	30,668
Japan	224	988	372	17,050	78,056	23,700
Portuguese East Africa	10	73	92	258	192	560	4,125	15,806	17,585	13,000
United States of America—										
<i>Via Atlantic Coast</i>	763	1,615	2,423	5,405	4,246	43,079	97,121	1,23,369	3,95,998	2,17,900
" Pacific "	588	..	243	11	..	44,248	..	14,190	386
Cuba	775	733	1,334	1,225	..	54,007	54,365	94,333	83,000
Argentine Republic	103	7,000
Other Foreign Countries	2	..	2	1	..	40	..	200	30	..
TOTAL FOREIGN COUNTRIES	18,536	21,421	30,793	34,458	37,329	9,25,493	13,02,952	17,77,776	21,19,353	21,95,517
Share of Bengal	13,472	16,767	21,154	25,131	23,539	7,61,636	11,95,074	13,80,455	15,77,373	19,21,116
" Bombay	11,606	15,531	13,316	13,161	15,755	4,72,999	3,05,852	10,03,069	7,49,278	3,99,053
" Sind	32	2,164	5,301	10,091	..	2,650	1,27,322	2,89,519	5,13,775
" Madras	138	1,455	34	60	546	12,698	36,428	3,362	3,614	21,390
" Burma	36	71	63	1,000	1,561	2,485
TOTAL	24,266	38,836	41,704	42,974	54,999	12,47,332	20,40,004	24,14,209	26,21,245	33,87,825

ARTICLES, AND COUNTRIES OF FINAL DESTINATION; ALSO SHARE OF EACH PROVINCE	QUANTITY					VALUE				
	1922-23	1923-24	1924-25	1925-26	1926-27	1922-23	1923-24	1924-25	1925-26	1926-27
						Rs.	Rs.	Rs.	Rs.	Rs.
Lac—										
Buttons (II. D)—										
United Kingdom	Cwts. 9,578	Cwts. 8,715	Cwts. 12,850	Cwts. 11,023	Cwts. 11,562	24,02,824	19,98,002	29,12,224	16,59,198	11,01,737
Natal	20	14	20	29	75	5,165	2,540	4,760	4,802	8,827
Cape of Good Hope	3	8	20	12	10	808	1,920	4,755	2,136	1,218
Western Australia	..	2	2	2	2	..	840	480	345	252
South Australia (including Northern Territory)	..	2	24	63	46	..	570	7,875	10,463	4,884
Victoria	183	232	224	300	181	61,138	58,340	61,835	22,558	17,004
New South Wales	149	242	163	374	573	29,024	13,170	26,726	60,474	42,205
Queensland	..	2	2	2	4	..	570	840	405	222
Australian Commonwealths (Total)	322	480	425	641	576	91,062	1,16,820	87,406	1,03,328	66,628
New Zealand (including Nauru and Br. Samoa)	38	40	40	22	71	10,905	9,420	11,916	14,376	9,446
Other British Possessions	..	1	2	2	165	775	200	..
TOTAL BRITISH EMPIRE	9,971	9,258	12,877	11,790	12,204	26,01,854	21,29,027	27,32,060	18,16,207	12,77,828
Sweden	..	2	13	33	15	..	480	2,922	5,205	1,275
Denmark	22	29	4,500	7,950
Germany	774	361	1,267	841	1,889	1,81,300	76,155	2,65,250	1,35,508	1,52,229
Netherlands	66	18	119	257	221	20,277	4,200	25,025	20,200	21,800
Belgium	431	..	221	89,431	..	14,490
France	1,779	2,046	2,175	1,828	1,500	4,22,421	4,53,480	4,40,271	2,09,472	1,77,222
Spain	2	..	29	22	44	840	..	5,685	2,210	2,640
Italy	198	583	622	710	568	40,575	1,20,542	1,29,215	1,07,225	89,870
China (exclusive of Hongkong and Macao)	11	..	13	743	571	2,200	..	2,700	1,12,697	70,200
Japan	82	59	19	18	15	22,255	10,220	2,924	2,640	2,025
Portuguese East Africa	..	4	4	9	19	..	990	924	1,464	2,517
United States of America—Via Atlantic Coast	5,251	4,293	2,214	5,214	2,701	12,02,822	9,82,952	7,04,222	7,97,062	2,29,622
Brazil	161	102	122	55	122	42,100	22,265	26,292	7,060	7,000
Argentine Republic (including the Atlantic Coast of Patagonia)	70	102	52	44	..	18,720	26,740	2,912	6,400	..
TOTAL FOREIGN COUNTRIES	8,416	7,605	9,225	9,888	8,322	20,71,024	17,16,615	17,18,062	16,18,471	8,09,804
Share of Bengal	12,227	10,222	21,212	21,272	20,222	42,72,222	22,16,222	44,20,222	22,22,222	21,77,222
Seed (II. D)—										
United Kingdom	Cwts. 1,564	Cwts. 1,220	Cwts. 2,462	Cwts. 2,972	Cwts. 2,972	2,22,222	2,02,462	4,22,222	2,62,222	2,27,222
Other British Possessions	1	4	..	200	602	..
TOTAL BRITISH EMPIRE	1,565	1,220	2,462	2,972	2,972	2,22,222	2,02,462	4,22,222	2,62,222	2,27,222
Finland	15	1,727	..
Sweden	30	1,600
Norway	17	38	2,120	5,212	..
Germany	26	61	262	44	645	5,000	11,720	49,022	5,020	52,752
Netherlands	..	147	..	37	5,662	..	2,752	..
France	7	107	722	1,422	1,822	2,220	17,221	1,20,222	1,25,222	1,19,222
Italy	29	22	27	4,712	9,722	2,402
Japan	1	41	7	..	14	220	6,220	1,122	..	1,700
United States of America—Via Atlantic Coast	2,122	17,214	21,212	22,777	22,222	6,42,222	22,27,222	22,14,222	22,22,222	27,09,222
" Pacific "	4	270
TOTAL FOREIGN COUNTRIES	2,129	17,270	22,222	24,222	26,222	6,42,222	22,29,222	24,02,222	24,22,222	29,22,222

GENERAL EXPORTS
INDIAN MERCHANDISE

No. 14—continued

ARTICLES, AND COUNTRIES OF FINAL DESTINATION; ALSO SHARE OF EACH PROVINCE	QUANTITY					VALUE				
	1922-23	1923-24	1924-25	1925-26	1926-27	1922-23	1923-24	1924-25	1925-26	1926-27
<i>Leuc—continued</i>										
Seed (IL D)—continued										
Share of Bengal	Cwts. 4,019	Cwts. 18,736	Cwts. 34,988	Cwts. 37,386	Cwts. 38,075	R 8,70,185	R 30,89,681	R 58,14,870	R 44,28,738	R 71,44,693
„ Bombay	3	660	..
„ Sind	718	362	141	35	274	1,03,260	71,366	86,417	6,526	12,667
„ Madras	..	3	22	..	500	1,289
„ Burma	1,018	74,373
TOTAL	4,784	10,100	35,129	37,424	39,389	9,73,445	31,61,567	58,40,287	44,29,184	72,39,898
<i>Shell (IL D)—</i>										
United Kingdom	78,791	79,613	66,319	82,718	86,858	1,09,41,968	1,66,27,344	1,29,43,786	1,15,57,412	88,59,682
Malta and Gozo	14	2,000	..
Palestine	14	1	3,378	800
Ceylon	25	77	24	57	68	6,375	17,400	6,445	9,137	7,292
Straits Settlements (including Labuan)	674	913	943	1,358	1,179	1,78,910	2,14,176	2,02,916	2,19,221	1,84,060
Federated Malay States	6	29	2	1,228	5,000	280
Hongkong	816	859	1,057	667	1,055	2,11,321	1,88,916	2,04,828	04,663	1,06,899
Egypt*	570	1,41,198
Cape of Good Hope	75	130	238	289	265	16,565	29,565	44,701	38,042	23,885
Natal	97	127	109	231	314	23,300	26,592	21,196	32,806	29,830
Transvaal	6	7	1,200	800	..
Canada—										
Via Atlantic Coast	1,159	88	74	59	..	2,85,225	16,120	17,600	8,200	..
„ Pacific	48	15	30	11,938	2,000	2,700
Western Australia	90	87	94	118	146	21,540	19,484	20,110	18,149	17,400
South Australia (including Northern Territory)	145	137	173	250	171	35,560	28,118	35,870	40,593	18,444
Victoria	1,999	1,254	1,548	1,769	1,634	4,90,187	2,92,220	3,08,856	2,70,681	2,00,349
New South Wales	1,314	1,199	1,556	2,013	1,884	3,13,888	2,50,777	2,96,358	3,25,212	1,63,359
Queensland	93	97	149	143	182	28,180	22,160	31,896	28,794	20,420
Australian Commonwealth (Total)	3,641	2,774	3,516	4,293	3,647	8,33,206	6,02,759	6,91,086	6,78,399	4,19,972
New Zealand (including New and Br. Samoa)	397	643	611	1,116	791	92,590	1,35,165	1,27,429	1,75,780	89,499
British West India Islands	7	1,150	..
Other British Possessions	1	3	..	2	15	225	460	..	400	1,612
TOTAL BRITISH EMPIRE	86,307	85,252	72,902	90,847	94,119	2,17,96,798	1,78,61,447	1,41,62,411	1,28,23,910	1,01,75,171
Finland	29	5,218	..
Sweden	399	1,131	2,068	2,839	2,823	1,03,642	2,43,930	4,17,704	4,12,530	2,97,926
Norway	475	289	540	846	320	1,13,814	61,188	1,05,994	49,999	33,187
Denmark	479	625	498	534	390	1,05,444	1,40,512	98,465	72,271	44,017
Germany	17,069	22,147	28,436	32,770	35,219	42,14,891	46,38,413	53,32,259	47,14,877	39,16,166
Netherlands	331	284	643	1,959	1,331	79,389	59,959	1,09,694	2,57,330	1,26,716
Belgium	722	1,700	2,635	3,241	3,952	1,75,339	3,58,738	5,09,274	4,84,276	4,00,735
France	10,856	15,700	15,266	15,887	14,572	25,55,950	31,50,823	29,25,105	21,10,864	15,12,291
Spain	400	408	905	1,057	714	1,08,092	82,662	1,74,990	2,88,968	79,287
Portugal	29	3,188	..
Italy	4,087	5,687	5,917	8,218	5,072	9,03,758	12,07,811	11,48,718	12,12,787	5,19,466
Bulgaria	15	3,000	..
Roumania	..	22	4,224
Greece	17	168	289	3,440	25,274	32,360
Turkey, European	..	67	36	163	249	..	14,400	7,010	22,292	25,700
Turkey, Asiatic	..	22	..	44	43	..	5,100	..	6,754	3,540
Syria	10	15	16	21	24	2,372	3,280	3,372	3,188	2,204
Persia	2	5	..	10	25	500	1,750	..	1,270	2,152
Java	569	695	852	987	831	1,69,738	1,56,833	1,76,512	1,54,274	99,792
Siam	..	22	30	17	15	..	4,000	5,860	2,896	1,200
Indo China (excluding Cochin China, Cambodia, Annam Tonkin and French leased territories in China)	..	3	10	..	700	1,070
Philippine Islands and Guam	234	206	465	1,230	675	66,112	66,412	92,243	1,70,156	54,742
China (exclusive of Hongkong and Macao)	1,077	2,239	1,220	3,621	2,190	2,67,775	4,62,721	2,34,715	5,24,668	2,19,377
Japan	16,844	14,865	20,030	18,259	16,621	42,39,989	31,33,361	39,43,470	26,54,199	19,31,880
Egypt*	..	705	227	1,064	408	..	1,51,705	42,670	1,58,573	40,314
Portuguese East Africa	..	12	17	22	43	..	2,400	3,496	3,504	4,396
United States of America—										
Via Atlantic Coast	238,304	239,495	189,871	223,377	235,271	5,66,54,655	4,78,25,730	3,21,59,985	3,01,69,995	2,27,63,599
„ Pacific	2,678	1,733	1,863	2,975	4,229	6,51,611	3,56,183	3,51,390	4,07,320	3,98,122
Cuba	56	44	45	134	121	12,185	11,100	9,739	19,544	11,850
Haiti and St. Domingo	117	5,800
Mexico	560	226	22	1,23,115	48,134	1,500
Colombia	15	1,797	..
Brazil	591	867	830	1,461	2,301	1,43,734	1,37,185	1,77,908	2,00,070	2,24,009
Uruguay	15	87	15	206	157	3,225	6,219	2,900	28,138	12,212

* Shown as a Foreign Country from 1923-24.

No. 14—continued

ARTICLES, AND COUNTRIES OF FINAL DESTINATION; ALSO SHARE OF EACH PROVINCE	QUANTITY					VALUE				
	1922-23	1923-24	1924-25	1925-26	1926-27	1922-23	1923-24	1924-25	1925-26	1926-27
<i>Lao—continued</i> <i>Shell (II. D)—continued</i>										
Argentine Republic (including the Atlantic Coast of Patagonia)	Cwts. 1,121	Cwts. 2,144	Cwts. 1,504	Cwts. 2,522	Cwts. 2,434	Rs. 2,00,800	Rs. 4,22,116	Rs. 2,96,708	Rs. 3,52,406	Rs. 2,99,033
Chile (including the Pacific Coast of Patagonia)	167	107	387	619	231	27,807	19,037	67,393	52,788	22,823
Peru	16	38	61	2,198	4,983	5,406
Other Foreign Countries	..	1	7	..	320	800
TOTAL FOREIGN COUNTRIES	297,070	311,895	2,54,298	325,743	330,817	7,09,94,340	8,28,84,818	4,84,00,932	4,64,08,872	2,30,60,460
<i>Share of Bengal</i>	<i>385,336</i>	<i>397,116</i>	<i>337,101</i>	<i>416,325</i>	<i>434,593</i>	<i>5,27,25,632</i>	<i>5,06,39,129</i>	<i>6,22,53,622</i>	<i>4,78,26,339</i>	<i>4,32,32,819</i>
" <i>Bombay</i>	<i>18</i>	<i>11</i>	<i>..</i>	<i>3</i>	<i>4</i>	<i>4,850</i>	<i>3,047</i>	<i>..</i>	<i>650</i>	<i>329</i>
" <i>Sind</i>	<i>23</i>	<i>..</i>	<i>..</i>	<i>..</i>	<i>..</i>	<i>1,379</i>	<i>..</i>	<i>..</i>	<i>..</i>	<i>..</i>
" <i>Madras</i>	<i>..</i>	<i>20</i>	<i>29</i>	<i>2</i>	<i>38</i>	<i>25</i>	<i>4,089</i>	<i>29,373</i>	<i>194</i>	<i>4,438</i>
TOTAL	383,377	397,147	327,200	416,800	434,938	5,27,99,183	5,09,80,200	6,22,63,045	4,78,27,103	4,32,64,631
<i>Shell (II. D)—</i>										
United Kingdom	Cwts. 325	Cwts. 82	Cwts. 1,045	Cwts. 2,240	Cwts. 688	Rs. 60,008	Rs. 16,130	Rs. 1,51,038	Rs. 2,01,187	Rs. 51,428
Straits Settlements (including Labuan)	518	364	..	48,775	31,808	..
Other British Possessions	2	9	189
TOTAL BRITISH EMPIRE	843	82	1,045	2,544	690	1,08,778	16,130	1,51,038	2,32,004	51,767
Germany	172	148	369	1,321	2,422	22,680	21,020	50,169	1,22,124	1,54,842
Netherlands	..	683	84	774	1,318	..	20,844	12,250	7,026	26,502
Belgium	16	..	1,047	2,500	..	92,707
France	3	15	1,300
Italy	15	51	66	134	133	2,196	5,591	8,067	12,307	9,345
Japan	18	15	1,500	1,900
United States of America— Via Atlantic Coast	1,872	833	4,885	17,089	1,498	2,50,672	22,956	5,10,222	14,76,688	86,165
Other Foreign Countries	..	3	400
TOTAL FOREIGN COUNTRIES	2,059	1,718	5,449	20,239	4,639	2,12,748	1,20,841	5,62,688	16,92,045	4,10,002
<i>Share of Bengal</i>	<i>2,832</i>	<i>1,830</i>	<i>5,319</i>	<i>18,941</i>	<i>2,349</i>	<i>4,30,477</i>	<i>1,33,931</i>	<i>6,61,688</i>	<i>16,83,107</i>	<i>1,60,765</i>
" <i>Bombay</i>	<i>..</i>	<i>..</i>	<i>..</i>	<i>..</i>	<i>2,096</i>	<i>..</i>	<i>..</i>	<i>..</i>	<i>..</i>	<i>2,12,218</i>
" <i>Sind</i>	<i>..</i>	<i>220</i>	<i>331</i>	<i>216</i>	<i>199</i>	<i>..</i>	<i>20,000</i>	<i>29,356</i>	<i>12,928</i>	<i>18,090</i>
" <i>Madras</i>	<i>..</i>	<i>..</i>	<i>..</i>	<i>..</i>	<i>..</i>	<i>..</i>	<i>..</i>	<i>..</i>	<i>9</i>	<i>10</i>
" <i>Burma</i>	<i>15</i>	<i>..</i>	<i>744</i>	<i>3,027</i>	<i>1,776</i>	<i>1,946</i>	<i>..</i>	<i>42,037</i>	<i>2,22,712</i>	<i>79,877</i>
TOTAL	2,897	1,800	6,494	22,738	7,330	4,21,826	1,53,931	7,24,721	10,23,046	4,71,869
<i>Other Islands (excluding Laccadives) (II. D)—</i>										
United Kingdom	Cwts. 800	Cwts. 5,243	Cwts. 1,242	Cwts. 147	Cwts. 904	Rs. 29,820	Rs. 1,48,599	Rs. 87,377	Rs. 8,000	Rs. 49,786
Other British Possessions	8	7	9	7	18	800	1,230	1,875	1,270	1,505
TOTAL BRITISH EMPIRE	808	5,250	1,251	154	922	30,160	1,49,829	89,252	9,270	51,291
Germany	15,890	20,977	17,376	27,695	27,905	8,37,339	11,79,001	10,27,427	18,22,251	9,14,270
Netherlands	7,599	1,536	19,068	12,796	8,948	2,78,696	79,445	3,63,560	2,20,867	2,02,225
Belgium	586	44	2,012	48,270	3,300	84,600
France	1	1	42	80	1,466
Syria	6	1,275
Japan	44	2,396	..
United States of America— Via Atlantic Coast	42,221	22,958	7,987	760	8,141	24,49,459	13,75,998	4,67,106	29,054	2,40,980
Other Foreign Countries	2	..	5	800	..	808
TOTAL FOREIGN COUNTRIES	65,804	45,511	35,321	41,295	49,957	27,60,840	26,25,824	18,65,791	14,68,729	15,45,810
<i>Share of Bengal</i>	<i>68,803</i>	<i>50,764</i>	<i>38,829</i>	<i>41,241</i>	<i>49,696</i>	<i>27,27,222</i>	<i>27,29,422</i>	<i>18,13,510</i>	<i>14,91,744</i>	<i>16,74,160</i>
" <i>Bombay</i>	<i>19</i>	<i>7</i>	<i>52</i>	<i>7</i>	<i>172</i>	<i>2,375</i>	<i>2,328</i>	<i>9,122</i>	<i>1,270</i>	<i>3,000</i>
" <i>Madras</i>	<i>3</i>	<i>..</i>	<i>..</i>	<i>..</i>	<i>254</i>	<i>..</i>	<i>..</i>	<i>..</i>	<i>..</i>	<i>11,875</i>
" <i>Burma</i>	<i>..</i>	<i>..</i>	<i>..</i>	<i>..</i>	<i>..</i>	<i>..</i>	<i>..</i>	<i>..</i>	<i>..</i>	<i>15,94,061</i>
TOTAL	68,816	50,761	38,881	41,248	49,868	27,29,710	27,70,658	18,17,732	16,92,004	16,94,061
Total Lao—	Cwts. 91,667	Cwts. 94,833	Cwts. 83,919	Cwts. 90,067	Cwts. 103,088	Rs. 2,28,48,961	Rs. 1,90,47,670	Rs. 1,61,00,788	Rs. 1,23,07,648	Rs. 1,09,09,978
United Kingdom	14	2,000	..
Malta and G. M.	3,375	300
Palestine	14	1	6,375	17,894	8,120	10,225	7,751
Ceylon	25	80	33	61	65	4,375	17,894	2,08,190	2,51,026	1,24,660
Straits Settlements (including Labuan)	1,187	913	944	1,022	1,197	2,27,666	2,14,175	1,223	5,000	260
Federated Malay States	6	29	2
Hongkong	815	859	1,057	667	1,056	2,11,321	1,88,916	2,04,826	34,663	1,06,200
Egypt*	570	1,41,198
Cape of Good Hope	78	147	258	301	276	17,373	21,515	49,466	41,078	24,602
Natal	117	141	129	220	229	22,465	20,125	25,956	27,663	28,707
Transvaal	8	7	1,896	800	..

* Shown as a Foreign Country from 1923-24.

GENERAL EXPORTS

(666)

INDIAN MERCHANDISE

No. 14—continued

ARTICLES, AND COUNTRIES OF FINAL DESTINATION; ALSO SHARE OF EACH PROVINCE	QUANTITY					VALUE				
	1922-23	1923-24	1924-25	1925-26	1926-27	1922-23	1923-24	1924-25	1925-26	1926-27
	Cwts.	Cwts.	Cwts.	Cwts.	Cwts.	₹	₹	₹	₹	₹
<i>Lao—concluded</i>										
Total Lao—continued										
Canada—										
Via Atlantic Coast	1,159	88	74	59	..	2,85,225	16,120	17,600	8,200	..
" Pacific "	48	15	30	11,938	2,600	2,700
British West India Islands	7	1,150	..
Western Australia	90	89	96	120	143	21,540	19,724	20,590	18,494	17,685
South Australia (including Northern Territory)	145	139	207	313	217	35,560	23,688	43,745	51,046	23,023
Victoria	2,133	1,466	1,777	1,969	1,815	5,41,635	3,38,560	3,53,741	3,04,219	2,12,233
New South Wales	1,463	1,441	1,719	2,337	1,737	3,53,312	3,08,947	3,33,079	3,85,636	2,08,644
Queensland	93	99	151	145	136	23,130	22,780	32,438	24,287	20,945
Australian Commonwealth (Total)	3,974	3,364	3,950	4,934	4,123	9,75,227	7,12,649	7,88,691	7,33,734	4,86,575
New Zealand (including Nauru and Br. Samoa)	435	633	630	1,203	862	1,03,585	1,44,585	1,39,345	1,90,764	98,949
Other British Possessions	4	8	..	4	22	325	1,376	..	₹50	2,167
TOTAL BRITISH EMPIRE	99,493	101,072	91,038	103,308	111,098	2,48,61,557	2,04,13,933	1,75,40,304	1,52,36,347	1,18,12,359
Finland	44	7,015	..
Sweden	399	1,133	2,031	2,972	2,368	1,03,642	2,44,410	4,20,626	4,17,325	3,00,903
Norway	475	239	557	334	320	1,13,314	61,189	1,09,104	5,318	33,137
Denmark	501	653	493	534	390	1,09,944	1,54,462	93,463	72,271	44,017
Germany	33,431	43,694	47,640	62,680	67,720	53,12,410	59,15,379	67,24,488	62,99,407	52,00,972
Netherlands	7,996	2,668	10,908	15,823	11,741	4,78,884	1,69,104	5,10,529	7,03,359	4,36,764
Belgium	1,308	1,744	3,066	2,241	9,033	2,18,598	3,62,036	5,93,755	4,64,276	5,92,562
France	12,643	17,854	18,191	19,170	17,327	29,89,711	36,27,774	34,93,872	25,35,664	18,12,314
Spain	462	403	934	1,979	753	1,03,632	32,362	1,30,655	2,37,173	74,127
Portugal	29	3,133	..
Italy	4,250	6,621	6,697	9,159	5,305	9,55,529	13,43,944	13,01,532	13,42,154	5,91,675
E. Bulgaria	15	3,000	..
Roumania	22	4,224
Greece	17	163	259	3,440	25,274	32,360
Turkey, European	67	36	163	249	..	14,400	7,910	22,692	25,708
Turkey, Asiatic	22	..	44	43	..	6,100	..	6,754	3,840
Syria	15	16	16	31	24	3,647	3,280	3,372	3,133	2,204
Persia	2	5	3	10	25	503	1,750	443	1,270	2,132
Java	569	695	852	937	831	1,63,733	1,56,333	1,76,512	1,54,274	80,792
Siam	22	0	17	15	..	4,600	5,860	2,396	1,200
Indo-China (including Cochin China, Cambodia, Annam, Tonkin, and French leased territories in China)	6	10	..	1,100	1,070
Philippine Islands and Guam	234	296	465	1,290	675	66,112	36,412	92,243	1,70,156	54,742
China (exclusive of Hongkong and Macao)	1,033	2,239	1,233	4,369	2,761	2,71,075	4,62,725	2,37,415	6,33,365	2,39,577
Japan	16,927	14,965	20,055	18,939	16,665	42,61,625	31,49,471	39,43,593	23,60,735	19,36,505
Egypt *	705	227	1,064	403	..	1,51,705	42,670	1,53,573	40,314
Portuguese East Africa	16	21	31	62	..	3,390	4,410	4,063	6,913
United States of America—										
Via Atlantic Coast	290,733	2,85,033	217,639	250,717	332,550	6,13,27,454	5,31,25,092	3,90,57,949	3,63,57,450	3,03,53,397
" Pacific "	2,678	1,733	1,367	2,975	4,229	6,51,311	3,56,133	3,52,260	4,07,290	3,93,122
Cuba	56	44	45	134	121	12,135	11,100	9,730	10,544	11,360
Haiti and St. Domingo	117	3,300
Mexico	569	223	1	..	22	1,23,115	43,134	1,500
Colombia	15	1,797	..
Brazil	752	970	962	1,516	2,424	1,93,334	2,10,050	2,04,303	2,07,120	2,32,509
Uruguay	15	37	15	203	157	3,225	6,219	2,900	23,133	12,212
Argentine Republic (including the Atlantic Coast of Patagonia)	1,191	2,252	1,542	2,366	2,434	2,79,530	4,49,356	3,05,613	3,84,303	2,99,033
Chile (including the Pacific Coast of Patagonia)	157	107	357	619	231	37,307	19,097	67,393	36,736	23,325
Peru	15	33	61	3,193	4,333	5,506
Other Foreign Countries	2	1	7	500	320	300
TOTAL FOREIGN COUNTRIES	378,513	334,599	335,979	431,616	480,932	7,77,90,045	7,02,13,205	5,79,65,402	5,37,73,121	4,23,10,629
Share of Bengal	475,227	433,043	435,750	523,933	535,343	10,25,33,323	9,06,26,337	7,53,91,393	6,37,59,239	6,42,94,579
Bombay	23	13	53	13	2,373	7,225	4,371	6,123	2,520	2,19,514
Sind	733	532	372	250	473	1,04,530	31,333	45,473	13,314	30,957
Madras	3	23	99	3	39	475	4,599	10,275	203	10,017
Burma	15	..	744	2,627	3,043	1,049	..	63,027	2,39,143	1,63,530
TOTAL	476,011	433,671	427,017	533,324	592,030	10,26,51,802	9,06,27,143	7,65,06,206	6,90,09,963	5,47,24,533

*Shown as a Foreign Country from 1922-24.

No. 14—continued

ARTICLES, AND COUNTRIES OF FINAL DESTINATION; ALSO SHARE OF EACH PROVINCE	QUANTITY					VALUE				
	1922-23	1923-24	1924-25	1925-26	1926-27	1922-23	1923-24	1924-25	1925-26	1926-27
						Rs	Rs	Rs	Rs	Rs
Lacquered-ware (of Indian manufacture) (III. E)—										
United Kingdom	—	—	—	—	—	10,919	10,496	27,412	20,057	12,142
Gibraltar	—	—	—	—	—	17,269	2,620	5,900	2,003	2,375
Malta and Gozo	—	—	—	—	—	—	600	400	1,750	1,150
Aden and Dependencies	—	—	—	—	—	1,325	180	300	—	—
Ceylon	—	—	—	—	—	2,400	2,364	6,429	2,372	2,230
Straits Settlements (including Labuan)	—	—	—	—	—	1,475	1,627	942	900	2,350
Egypt*	—	—	—	—	—	630	—	—	—	—
Zanzibar and Pemba	—	—	—	—	—	1,200	—	880	—	—
Kenya Colony	—	—	—	—	—	1,325	1,125	925	472	230
Mauritius and Dependencies	—	—	—	—	—	2,800	1,725	2,320	2,162	—
Victoria	—	—	—	—	—	—	85	2,500	500	—
New South Wales	—	—	—	—	—	—	—	226	90	—
Australian Commonwealth (Total)	—	—	—	—	—	—	25	2,726	590	—
Other British Possessions	—	—	—	—	—	2,200	1,150	1,256	200	70
TOTAL BRITISH EMPIRE	—	—	—	—	—	62,603	31,502	51,750	34,900	23,547
France	—	—	—	—	—	2,537	1,800	942	2,700	2,422
Java	—	—	—	—	—	1,425	2,040	1,740	780	1,175
Egypt*	—	—	—	—	—	—	227	100	1,080	363
Portuguese East Africa	—	—	—	—	—	250	50	1,680	1,000	750
Italian East Africa (Somali- land and Eritrea)	—	—	—	—	—	—	—	1,000	—	200
United States of America— Vid Atlantic Coast	—	—	—	—	—	1,420	2,068	220	2,222	2,408
„ Pacific „	—	—	—	—	—	90	152	7	1,442	2,629
Hawaii	—	—	—	—	—	—	—	—	—	1,200
Other Foreign Countries	—	—	—	—	—	1,222	2,069	1,169	1,200	1,465
TOTAL FOREIGN COUNTRIES	—	—	—	—	—	7,607	2,205	6,919	14,070	12,837
Share of Bengal	—	—	—	—	—	—	—	—	1,093	2,071
„ Bombay	—	—	—	—	—	10,724	22,262	42,072	26,241	26,276
„ Sind	—	—	—	—	—	—	2,000	—	—	200
„ Madras	—	—	—	—	—	157	120	221	272	612
„ Burma	—	—	—	—	—	9,229	9,125	16,429	12,172	7,072
TOTAL	—	—	—	—	—	50,210	29,797	58,669	48,970	36,424
Leather—										
Hides, tanned or dressed—										
Buffalo hides (III. I)—	Tons	Tons	Tons	Tons	Tons					
United Kingdom	583	746	524	375	331	45,310	11,09,186	15,87,969	7,57,555	7,10,629
Palestine	—	—	1	1	5	—	—	5,000	2,250	12,950
Aden and Dependencies	2	1	—	4	1	5,100	2,104	2,260	2,960	2,640
Mesopotamia	7	13	12	35	19	11,250	18,090	23,644	22,210	26,520
Ceylon	—	—	—	—	—	2,969	1,226	1,065	172	11,446
Straits Settlements (including Labuan)	7	2	—	—	—	2,600	900	—	—	—
Hongkong	10	—	—	—	—	22,000	—	—	—	—
Egypt*	19	—	—	—	—	55,955	—	—	—	—
Zanzibar and Pemba	9	9	6	7	10	22,975	12,769	12,070	12,922	22,740
Kenya Colony	27	41	42	24	24	56,525	71,029	65,726	72,712	66,756
Tanganyika Territory	1	2	14	2	6	2,421	9,800	27,204	2,249	12,727
Other British Possessions	—	—	—	—	—	450	1,415	492	1,222	1,207
TOTAL BRITISH EMPIRE	670	815	595	452	459	11,24,525	12,20,269	16,20,229	9,27,746	2,72,741
Belgium	1	2	—	—	—	2,000	2,000	—	—	—
Turkey, European	—	—	—	—	1	—	—	1,000	—	1,725
Syria	22	24	24	18	42	42,594	75,904	70,542	45,425	92,240
Other Native States in Arabia	—	—	4	—	—	—	—	2,070	—	—
Persia	1	—	1	—	—	2,122	5,029	2,075	1,500	1,925
Egypt*	—	2	5	—	1	—	4,900	24,275	—	1,600

* Shown as a Foreign Country from 1927-28.

GENERAL EXPORTS

(668)

INDIAN MERCHANDISE

No. 14—continued

ARTICLES, AND COUNTRIES OF FINAL DESTINATION; ALSO SHARE OF EACH PROVINCE	QUANTITY					VALUE				
	1922-23	1923-24	1924-25	1925-26	1926-27	1922-23	1923-24	1924-25	1925-26	1926-27
<i>Leather—continued</i>										
<i>Hides, tanned or dressed—continued</i>										
<i>Buffalo hides (III. I)—continued</i>										
United States of America—										
<i>Via Atlantic Coast</i>	3	1,292	..	7,330
Other Foreign Countries	..	1	1,085	90	..	200	365
TOTAL FOREIGN COUNTRIES	25	29	34	16	48	59,751	89,448	1,17,284	47,128	1,05,345
<i>Share of Bengal</i>	2	1	30	..	3	4,043	1,120	82,073	..	4,399
<i>Bombay</i>	78	97	112	97	122	1,70,305	2,06,846	3,40,245	2,32,223	2,65,532
<i>Sind</i>	1	672	3,930	4,353	939	1,324
<i>Madras</i>	593	744	797	377	382	9,84,317	11,97,238	15,10,940	7,41,001	7,97,731
<i>Burma</i>	17	2	30,500	900
TOTAL	605	844	940	474	507	11,90,386	14,10,032	19,87,610	9,74,223	9,79,086
<i>Cowhides (III. I)—</i>										
United Kingdom	7,775	10,639	10,567	10,051	9,264	1,80,42,820	2,56,92,400	2,67,46,864	2,49,01,369	2,20,63,745
Aden and Dependencies	18	15	10	8	12	36,157	35,614	28,175	20,183	27,350
Mesopotamia	4	24	18	26	4	13,433	54,005	43,925	1,10,055	11,701
Ceylon	4,908	930	1,214	1,250	804
Straits Settlements (including Labuan)	31	31	2	21	7	87,250	64,856	8,100	27,300	15,500
Hongkong	488	461	377	301	352	12,52,043	11,56,280	9,29,693	5,73,680	7,11,000
Egypt*	1	5,298
Zanzibar and Pemba	1	..	1	2	1	6,260	4,608	4,711	4,765	4,140
Kenya Colony	7	11	18	14	12	20,471	37,141	43,298	44,115	40,525
Tanganyika Territory	1	3,332	650	1,575	1,850	2,870
Mauritius and Dependencies	1	1,724	661	2,105	1,808	700
Canada—										
<i>Via Atlantic Coast</i>	..	2	4	..	5,830	8,619
Other British Possessions	1	302	123	512	..
TOTAL BRITISH EMPIRE	8,327	11,163	10,988	10,424	9,656	1,94,73,694	2,70,54,327	2,78,04,783	2,56,66,387	2,29,07,154
Finland	..	6	1,204	12,798
Germany	1	..	1	3	..	1,589	..	3,035	7,029	..
Netherlands	2	4,950	..	45
Belgium	3	9,576
France	1,100
Syria	7	3	..	2	..	13,993	4,543	..	5,000	..
Maskat Territory and Trucial Oman	1	2,500
Other Native States in Arabia	1	500	600	1,000	..
Persia	..	2	1	1	6	2,624	3,480	5,525	7,946	15,817
Indo-China (including Cochin-China, Cambodia, Annam, Tonkin and French leased territories in China)	8	17,300
Formosa	3	6,300	..
China (exclusive of Hongkong and Macao)	70	95	102	143	153	1,58,250	2,07,621	1,62,035	2,44,950	2,63,900
Japan	1	1	..	1,200	..	2,700	3,525
Egypt*	..	1	3	2,960	3,150
United States of America—										
<i>Via Atlantic Coast</i>	118	176	120	108	79	2,41,837	4,04,450	2,67,460	2,45,263	1,74,820
Other Foreign Countries	39	500	150	800
TOTAL FOREIGN COUNTRIES	208	283	229	260	239	4,49,973	6,42,626	4,92,315	5,20,343	4,59,407
<i>Share of Bengal</i>	32	204	224	247	35	43,725	3,50,505	6,38,363	6,33,173	1,94,016
<i>Bombay</i>	973	1,044	1,204	799	771	32,56,227	43,45,601	43,62,762	33,59,914	28,43,526
<i>Sind</i>	37	62	35	22	11	95,163	1,54,351	1,19,190	44,427	34,643
<i>Madras</i>	5,792	9,370	9,276	9,147	9,515	1,41,49,579	2,13,81,489	2,15,66,523	2,12,82,788	1,93,00,945
<i>Burma</i>	696	536	477	469	513	17,58,908	14,25,007	11,04,260	8,34,930	9,92,400
TOTAL	8,530	11,466	11,217	10,684	9,895	1,99,23,667	2,76,96,953	2,82,97,098	2,61,86,330	2,33,65,561

* Shown as a Foreign Country from 1923-24.

No. 14—continued

ARTICLES, AND COUNTRIES OF FINAL DESTINATION; ALSO SHARE OF EACH PROVINCE.	QUANTITY					VALUE				
	1922-23	1923-24	1924-25	1923-26	1926-27	1922-23	1923-24	1924-25	1923-26	1926-27
	Tons	Tons	Tons	Tons	Tons	Rs	Rs	Rs	Rs	Rs
Leather—continued¹										
Hides, tanned or dressed— continued										
Calf Skins— Buffalo Calf Skins (III. I)—										
United Kingdom	196	184	247	286	245	4,15,990	4,05,807	7,19,064	7,01,414	7,92,680
Ceylon	213	..	988	1,077	3,041
Hongkong	6	13,000
Other British Possessions	48	20	88
TOTAL BRITISH EMPIRE	196	190	247	286	245	4,16,246	4,18,807	7,20,052	7,02,511	7,95,769
United States of America— Via Atlantic Coast	8	8	27	19,925	27,012	71,414
Other Foreign Countries	1	..	182	1,840
TOTAL FOREIGN COUNTRIES	8	8	28	..	182	19,925	27,012	73,254
Share of Bombay	15	14	28	5	7	84,432	87,450	1,93,922	24,800	38,501
„ <i>Sind</i>	8	8	8	8	178	18,068	18,448	8,312	8,131
„ <i>Madras</i>	176	162	214	277	262	3,31,616	3,39,421	5,34,618	7,62,998	8,28,437
„ <i>Burma</i>	6	13,000
TOTAL	190	100	255	294	273	4,16,246	4,18,989	7,39,978	7,90,028	8,69,800
Cow Calf Skins (III. I)—										
United Kingdom	531	552	626	655	652	16,00,022	20,68,869	24,81,564	24,52,313	26,52,481
Ceylon	1	1	2,268	4,789	3,169	6,222	8,444
Hongkong	2	4,300
Zanzibar and Pemba	27	1,480	870	..
Other British Possessions	696	300	200	900	820
TOTAL BRITISH EMPIRE	531	555	626	655	650	16,04,022	20,78,758	24,85,413	24,69,225	26,67,745
Germany	2	8	6,759	5,155	..	300	..
Syria	2	5,060
Maskat Territory and Trucial Oman	1	1,700
United States of America— Via Atlantic Coast	21	7	53,674	14,961	..	177
„ <i>Pacific</i>	2	3,490	..
Other Foreign Countries	600	..	150	4
TOTAL FOREIGN COUNTRIES	4	24	8	2	..	11,819	59,429	16,661	3,940	181
Share of Bengal	2	5,060	600	..
„ <i>Bombay</i>	24	31	59	67	37	1,14,254	1,38,068	1,74,936	2,42,208	2,19,743
„ <i>Sind</i>	4	8	10	11	621	7,991	19,989	21,989	26,414
„ <i>Madras</i>	509	552	579	609	611	14,95,296	19,87,258	22,19,339	21,91,078	23,20,779
„ <i>Burma</i>	2	4,209
TOTAL	535	639	634	657	659	16,15,845	21,33,214	25,03,004	24,66,095	28,07,926
Total Calf Skins (III. I)—										
United Kingdom	721	846	873	941	908	20,15,052	24,74,676	22,00,428	22,14,747	28,51,051
Ceylon	1	1	3,581	4,789	4,155	9,299	11,485
Hongkong	8	17,800
Zanzibar and Pemba	27	1,480	870	..
Other British Possessions	780	300	200	1,100	908
TOTAL BRITISH EMPIRE	721	855	873	941	904	20,20,872	24,97,592	22,04,468	22,25,716	28,63,451
Germany	2	8	6,759	5,155	..	300	..
Syria	2	5,060
Maskat Territory and Trucial Oman	1	1,700
United States of America— Via Atlantic Coast	21	15	8	27	..	53,674	14,961	27,012	72,001
„ <i>Pacific</i>	2	3,490	..
Other Foreign Countries	1	..	782	..	150	1,258
TOTAL FOREIGN COUNTRIES	4	24	16	10	28	11,819	59,611	16,661	3,940	1,258
Share of Bengal	2	5,060	300	..
„ <i>Bombay</i>	39	45	96	62	46	1,79,410	1,95,618	4,87,267	2,77,308	2,49,043
„ <i>Sind</i>	12	10	12	14	809	27,049	24,478	26,298	44,546
„ <i>Madras</i>	684	814	784	837	874	12,45,912	23,18,239	27,51,244	29,58,197	31,44,207
„ <i>Burma</i>	8	17,209
TOTAL	725	879	889	951	922	20,32,191	25,57,203	22,43,009	22,57,568	34,37,795

GENERAL EXPORTS

(670)

INDIAN MERCHANDISE

No. 14—continued

ARTICLES, AND COUNTRIES OF FINAL DESTINATION; ALSO SHARE OF EACH PROVINCE	QUANTITY					VALUE				
	1922-23	1923-24	1924-25	1925-26	1926-27	1922-23	1923-24	1924-25	1925-26	1926-27
						₹	₹	₹	₹	₹
Leather—continued										
<i>Hides, tanned or dressed—continued</i>										
Other hides (III, I)—	Tons	Tons	Tons	Tons	Tons					
Ceylon	228	1,558	39
Straits Settlements (including Labuan)	..	8	2	6,000	5,500
Hongkong	2	2	1	533	5,600	20,060
Other British Possessions	300	..	100
TOTAL BRITISH EMPIRE	2	5	3	761	13,158	25,899	..	100
TOTAL FOREIGN COUNTRIES	720	525	180
<i>Share of Bengal</i>	720	..	130
.. Bombay	1	20,360	..	100
.. Sind	525
.. Madras	228	1,558	39
.. Burma	2	5	2	533	11,600	5,500
TOTAL	2	5	3	1,481	13,683	26,029	..	100
Total Hides, tanned or dressed—	Tons	Tons	Tons	Tons	Tons					
United Kingdom	9,084	12,231	12,264	11,307	10,548	2,10,07,182	2,93,67,262	3,15,35,761	2,88,53,671	2,61,45,439
Palestine	1	2	8	6,000	2,650	13,950
Aden and Dependencies	20	16	10	12	18	41,257	36,718	31,541	29,843	32,990
Mesopotamia	11	37	36	61	23	24,663	72,005	77,599	1,92,095	50,281
Ceylon	1	1	11,701	8,663	7,063	10,727	13,735
Straits Settlements (including Labuan)	38	36	4	21	7	90,925	71,756	8,600	27,300	15,500
Hongkong	500	471	378	301	352	12,78,581	11,79,690	9,49,753	6,53,660	7,11,000
Egypt*	20	61,915
Zanzibar and Pemba	10	9	7	9	11	29,235	21,404	19,861	18,263	29,880
Kenya Colony	34	52	56	48	46	76,996	1,09,380	1,29,124	1,17,058	1,07,383
Tanganyika Territory	2	3	14	2	6	6,763	10,450	89,379	10,279	15,692
Mauritius and Dependencies	1	1,724	936	2,205	1,303	700
Canada—										
Via Atlantic Coast	2	4	..	5,880	8,819
Other British Possessions	450	1,442	615	1,424	2,027
TOTAL BRITISH EMPIRE	9,720	12,856	12,770	11,823	11,019	2,26,31,412	3,08,85,666	3,28,57,471	2,98,18,698	2,71,44,446
Finland	6	1,204	12,798
Germany	3	3	1	3	..	8,348	5,155	3,035	7,329	..
Netherlands	2	..	1	..	600	4,950	..	694
Belgium	4	2	11,578	3,600
France	1,100	..	130
Turkey, European	1	1,000	..	2,025
Syria	32	27	24	18	48	67,647	80,452	70,042	50,428	92,340
Moskat Territory and Trucial Oman	1	..	1	2,500	..	1,700	..	365
Other Native States in Arabia	4	1	500	8,600	1,000	..
Persia	1	2	2	1	6	4,746	13,701	8,200	9,446	13,502
Indo-China (including Cochin-China, Cambodia, Annam, Tonkin and French leased territories in China)	8	17,300	6,300	..
Formosa	3
China (excluding of Hongkong and Macao)	70	95	102	143	153	1,59,150	2,07,611	1,82,025	2,44,950	2,63,900
Japan	1	..	1	1	135	2,100	..	2,700	3,525
Egypt	3	3	..	1	..	6,980	42,425	..	1,604

* Share of a Foreign Country from 1923-24.

No. 14—continued

ARTICLES, AND COUNTRIES OF FINAL DESTINATION; ALSO SHARE OF EACH PROVINCE	QUANTITY					VALUE				
	1922-23	1923-24	1924-25	1925-26	1926-27	1922-23	1923-24	1924-25	1925-26	1926-27
	Tons	Tons	Tons	Tons	Tons	Rs	Rs	Rs	Rs	Rs
Leather—continued										
<i>Total Hides, tanned or dressed—continued</i>										
United States of America—										
<i>Via Atlantic Coast</i>	112	197	135	114	100	2,41,537	4,53,659	3,23,353	2,73,190	2,55,141
<i>" Pacific "</i>	2	2,490	..
Other Foreign Countries	720	39	500	500	..
TOTAL FOREIGN COUNTRIES	232	336	279	266	316	5,16,269	7,02,308	6,46,353	5,99,223	6,32,106
<i>Share of Bengal</i>	35	205	254	247	21	67,547	3,91,823	7,29,556	6,33,773	1,52,445
<i>" Bombay</i>	1,090	1,186	1,412	948	937	42,00,502	47,47,962	46,99,614	32,90,643	33,49,361
<i>" Sind</i>	37	74	47	34	25	99,649	1,35,353	1,42,929	27,719	69,212
<i>" Madras</i>	8,074	11,128	10,357	10,411	9,772	1,70,01,038	2,42,97,123	2,52,22,268	2,49,76,944	2,31,52,224
<i>" Burma</i>	715	601	479	469	512	17,29,941	14,55,397	11,09,769	7,24,939	9,32,499
TOTAL	9,952	13,104	12,049	12,109	11,324	2,31,47,075	3,16,77,871	3,22,02,806	2,04,12,071	2,77,82,542
Skins, tanned or dressed—										
Goat skins (III. I)—										
United Kingdom	1,399	1,279	2,975	2,722	2,366	99,52,202	73,52,548	1,02,01,939	1,52,00,713	2,25,17,422
Aden and Dependencies	2,580	502
Mesopotamia	1,164
Ceylon	1	2	1,107	2,547	2,777	5,223	16,572
Straits Settlements (including Labuan)	2,109	1,050	..	225	2,022
Federated Malay States	1,900	..
Hongkong	1	5,000
Zanzibar and Pemba.	90	200	1,150	160
Kenya Colony	650	600	1,225	200
Tanganyika Territory	200	1,120
Victoria	..	1	2	2	4	10,696	9,400	14,402	11,022	22,261
New South Wales	1	2	2,222	17,126
<i>Australian Commonwealth (Total)</i>	..	1	2	3	6	10,696	9,400	14,402	19,440	39,497
Other British Possessions	212	..	200
TOTAL BRITISH EMPIRE	1,400	1,280	2,977	2,727	2,372	99,02,622	80,05,848	1,02,22,856	1,52,20,797	2,25,77,812
Germany	..	1	5	1	25	1,724	1,250	4,672	6,456	1,67,175
Netherlands	1	..	25	21	19	12,027	..	1,52,912	1,22,720	1,22,266
France	5	..	12	46	8	27,962	..	91,145	1,20,227	27,200
Italy	2	2	1	16,224	9,049	4,222
Persia	165	275	162	1,200
Java	..	2	12,122
Siam	1,012	120	..
China (exclusive of Hongkong and Macao)	..	1	1,000	2,200
Japan	1	2	4	4	4	14,997	12,450	16,200	17,220	22,455
United States of America— <i>Via Atlantic Coast</i>	84	76	202	122	259	4,52,142	4,65,919	5,52,074	6,22,020	15,20,205
Other Foreign Countries	240	..	1,072
TOTAL FOREIGN COUNTRIES	91	83	257	206	311	5,20,266	4,95,766	12,02,155	9,02,524	18,99,222
<i>Share of Bengal</i>	..	1	2,202	6,222
<i>" Bombay</i>	222	255	544	362	241	11,22,202	15,44,122	20,72,122	19,22,222	20,22,222
<i>" Sind</i>	102	99	122	21	21	6,22,202	3,21,210	7,20,722	3,22,222	3,22,222
<i>" Madras</i>	1,155	297	2,202	2,490	2,222	22,02,202	22,22,222	1,70,04,110	1,42,72,407	2,02,72,222
<i>" Burma</i>	..	1	1,200	2,200
TOTAL	1,491	1,363	3,224	2,943	2,686	1,04,22,497	85,01,611	2,04,22,014	1,92,22,221	2,44,77,140
Sheep skins (III. I)—										
United Kingdom	1,755	1,946	1,275	2,074	2,320	94,94,542	1,05,43,222	1,10,20,622	1,22,29,000	1,42,75,212
Mesopotamia	1	1	..	2,200	..	275	6,000	200
Ceylon	8	16	12	12	12	41,722	44,972	52,722	64,227	77,112
Straits Settlements (including Labuan)	216	224	209	194	122	10,21,441	12,27,542	10,60,204	9,51,627	5,94,220
Federated Malay States	51,200	..	220	2,125	200
Hongkong	1	1,255
Egypt*	..	1	2,252	2,597	4,222	2,122	1,245
Zanzibar and Pemba.	..	7	7	7	4	6,020	12,115	22,422	21,547	16,122
Kenya Colony	2	19,252	6,400	10,522	2,245	2,000
Mauritius and Dependencies

* Shown as a Foreign Country from 1922-24.

GENERAL EXPORTS

INDIAN MERCHANDISE

(672)

No. 14—continued

ARTICLES, AND COUNTRIES OF FINAL DESTINATION; ALSO SHARE OF EACH PROVINCE.	QUANTITY					VALUE				
	1922-23	1923-24	1924-25	1925-26	1926-27	1922-23	1923-24	1924-25	1925-26	1926-27
Leather—continued	Tons	Tons	Tons	Tons	Tons	R	R	R	R	R
<i>Skins, tanned or dressed—continued</i>										
Sheep skins (III. I)—continued										
Tanganyika Territory	740	975	1,526	955	604
Victoria	1	1	1	..	1,404	5,087	2,000	1,480
New South Wales	1	..	2,074	5,550
<i>Australian Commonwealth (Total)</i>	1	1	2	..	3,568	5,087	2,000	7,010
Other British Possessions	688	35	150
TOTAL BRITISH EMPIRE	1,997	2,235	2,105	2,200	2,468	1,06,54,186	1,19,58,058	1,22,46,376	1,32,87,692	1,55,81,349
Germany	23	2	2	1	41	78,608	10,307	54,562	5,945	2,37,008
Netherlands	17	22	23	37	11	95,921	1,49,838	1,60,542	1,68,466	59,213
Belgium	2	12,600	1,866
France	5	..	4	4	..	16,510	..	1,226	18,532	3,639
Italy	13	4	6	14	5	71,931	12,688	40,939	92,472	24,400
Sumatra	2	2,584	800	8,070	3,300	1,250
Java	69	71	3	3	4	3,35,995	3,45,173	13,145	16,552	19,255
Sum	3	6	4	1	1	23,147	26,859	10,025	5,317	4,179
Indo-China (including Cochin-China, Cambodia, Annam, Tonkin and French leased territories in China)	1,081	2,330	592	224
China (exclusive of Hongkong and Macao)	5	2	2	20,177	3,975	6,600
Japan	817	940	660	650	582	40,26,424	47,28,050	36,20,252	39,46,530	36,55,119
United States of America—Vid Atlantic Coast	163	272	233	333	222	9,40,941	14,68,373	16,43,824	23,04,827	14,27,263
Other Foreign Countries	793	125	200	365
TOTAL FOREIGN COUNTRIES	1,115	1,319	997	1,108	868	56,12,189	67,76,568	55,56,956	65,71,708	54,41,127
<i>Share of Bengal</i>	5,422	1,672	945	..	1,600
<i>Bombay</i>	145	174	234	255	233	6,78,181	3,64,915	11,95,363	12,99,347	12,00,978
<i>Sind</i>	93	89	103	106	85	3,37,120	3,37,855	4,45,861	4,34,363	3,63,323
<i>Madras</i>	2,860	3,291	2,763	3,033	3,016	1,51,22,872	1,75,30,089	1,81,68,113	1,31,62,055	1,94,43,076
<i>Burma</i>	14	..	2	2	2	69,730	100	8,150	12,655	9,499
TOTAL	3,112	3,554	3,102	3,396	3,336	1,62,60,325	1,87,34,621	1,78,03,332	1,99,59,400	2,10,22,476
Other skins (III. I)—	Tons	Tons	Tons	Tons	Tons					
United Kingdom	41	1	3	5	14	5,12,995	40,100	76,627	1,39,485	2,90,654
Ceylon	2,186	3,178	2,265	143	1,879
Straits Settlements (including Labuan)	1	2,520
Victoria	300
New South Wales	343	..	1,250	..	525
<i>Australian Commonwealth (Total)</i>	343	..	1,550	..	525
New Zealand (including Nauru and Br. Samoa)	1,687
Other British Possessions	90	100
TOTAL BRITISH EMPIRE	41	2	3	5	14	5,21,530	45,898	80,443	1,39,628	2,94,845
Germany	2	1	26,000	8,440
France	2	15,720	4,495	..	3,625	65,076
Switzerland	1,200	..	75
China (exclusive of Hongkong and Macao)	2	1	..	1	..	26,000	18,000	2,218	4,000	..
United States of America—Vid Atlantic Coast	5	5	1,42,581	2,880	..	540	1,18,317
Other Foreign Countries	400	773	75	200	..
TOTAL FOREIGN COUNTRIES	9	1	..	1	8	2,11,851	26,143	2,363	3,365	1,91,633
<i>Share of Bengal</i>	1	..	10,993	29,316	29,690	1,30,923
<i>Bombay</i>	13	2	3	6	4	1,92,421	51,762	43,323	1,16,769	63,868
<i>Sind</i>	37	10	5,32,874	3,120	6,156	750	77,951
<i>Madras</i>	..	1	7	2,056	5,721	4,116	9,224	2,12,035
<i>Burma</i>	1,440
TOTAL	50	3	3	6	22	7,33,381	72,036	82,811	1,47,993	4,86,673

No. 14—continued

ARTICLES, AND COUNTRIES OF FINAL DESTINATION; ALSO SHARE OF EACH PROVINCE	QUANTITY					VALUE				
	1922-23	1923-24	1924-25	1925-26	1926-27	1922-23	1923-24	1924-25	1925-26	1926-27
	Tons	Tons	Tons	Tons	Tons	₹	₹	₹	₹	₹
<i>Leather—continued</i>										
<i>Skins, tanned or dressed—</i>										
<i>concluded</i>										
TOTAL SKINS, TANNED OR DRESSED—										
United Kingdom	3,195	3,236	4,854	4,612	5,700	1,93,96,748	1,96,72,472	3,03,59,245	3,04,69,669	3,78,83,924
Aden and Dependencies	2,500	1,082	..	160
Mesopotamia	1	1	..	1,300	..	1,430	4,000	200
Ceylon	8	16	11	14	21	45,051	51,703	64,776	69,852	94,564
Straits Settlements (including Labnan)	216	265	209	194	123	10,33,550	12,41,115	10,60,804	9,51,832	5,07,406
Federated Malay States	3,736	500
Hongkong	11	58,400	..	320
Egypt*	1	1,928
Zanzibar and Pemba	1	2,858	2,077	4,435	4,272	1,695
Kenya Colony	2	7	7	7	4	8,680	13,855	24,035	22,772	17,035
Tanganyika Territory	940	975	1,526	955	1,723
Mauritius and Dependencies	4	1	1	..	1	19,656	6,400	10,736	8,245	8,090
Victoria	1	3	3	5	10,696	10,694	16,790	13,058	23,321
New South Wales Australian Commonwealth (Total)	1	3	348	2,074	1,250	8,382	23,211
New Zealand (including Nauru and Br. Samoa	1	3	4	3	11,044	13,668	21,040	21,440	47,032
Other British Possessions	245	..	198	35	..
TOTAL BRITISH EMPIRE	3,438	3,512	5,085	5,032	5,857	2,10,78,293	2,00,09,786	3,15,49,675	3,17,57,057	3,84,54,012
Germany	25	3	7	2	67	1,06,332	11,557	59,234	12,401	4,12,615
Netherlands	18	22	53	53	30	1,07,043	1,49,833	2,47,506	2,01,216	1,66,379
Belgium	2	12,000	2,116
France	10	..	16	50	5	70,192	4,495	92,471	1,81,544	1,06,085
Switzerland	1,200	..	75
Italy	13	4	9	10	6	71,931	13,486	87,543	1,01,541	30,048
Persia	517	800	162	1,430
Sumatra	2	2,534	800	2,070	2,300	2,090
Java	69	74	3	3	4	3,35,996	3,57,358	13,145	16,552	10,255
Siam	3	6	4	1	1	24,169	26,356	10,025	5,467	4,179
Indo-China (including Coch- China, Cambodia, Annam, Tonkin and French leased territories in China) China (exclusive of Hongkong and Macao)	7	2	..	3	2	47,177	21,300	2,218	12,975	6,600
Japan	818	942	664	660	586	40,41,421	47,40,500	36,36,452	39,64,050	39,77,574
United States of America— Via Atlantic Coast	252	348	496	520	486	15,35,615	19,57,172	25,32,005	29,89,397	30,64,635
Other Foreign Countries	400	448	..	400	118
TOTAL FOREIGN COUNTRIES	1,215	1,403	1,254	1,313	1,187	63,44,905	72,96,432	67,64,432	75,78,597	76,32,232
<i>Share of Bengal</i>	..	1	1	8,422	17,371	39,161	39,399	1,39,379
„ Bombay	339	441	731	623	773	19,33,995	24,61,112	39,11,748	32,79,247	43,57,466
„ Sind	238	183	289	197	188	14,33,793	7,01,225	13,02,750	8,31,230	8,45,595
„ Madras	4,915	4,289	5,267	5,523	6,077	2,39,31,348	2,41,22,720	3,21,61,343	3,50,59,320	4,06,34,454
„ Burma	14	1	2	2	2	70,730	5,340	8,130	12,655	9,409
TOTAL	4,653	4,920	6,339	6,345	7,044	2,74,23,293	2,73,02,268	3,23,14,157	3,23,25,654	4,59,86,294
<i>Total Hides and Skins, tanned or dressed—</i>										
United Kingdom	12,279	15,457	17,113	16,179	16,248	4,09,02,923	4,30,39,725	6,18,95,008	5,95,23,540	6,36,29,413
Palestine	1	2	3	6,000	2,650	13,950
Aden and Dependencies	20	16	10	12	13	41,257	39,276	32,623	29,343	33,140
Mesopotamia	12	37	36	62	23	25,333	72,095	79,008	1,96,995	30,431
Ceylon	8	17	11	14	22	56,752	60,366	71,339	80,579	1,03,299
Straits Settlements (including Labnan)	254	301	213	215	130	11,24,475	12,13,671	10,69,404	9,79,132	6,12,906
Federated Malay States	3,735	500
Hongkong	511	471	378	301	352	13,24,931	11,79,630	9,50,073	5,53,650	7,11,000
Egypt*	21	62,343
Zanzibar and Pemba	10	10	7	9	11	32,098	24,031	24,296	22,535	22,575
Kenya Colony	36	59	63	55	50	35,676	1,23,225	1,53,209	1,39,330	1,24,413
Tanganyika Territory	2	3	14	2	6	7,793	11,425	30,305	11,224	17,415
Mauritius and Dependencies Canada— Via Atlantic Coast	5	1	1	..	1	21,330	7,396	12,949	9,553	3,796
Victoria	1	3	3	5	10,696	10,694	19,790	13,058	24,541
New South Wales	1	3	348	2,074	1,250	8,332	23,211

* shown as a Foreign Country from 1922-24.

GENERAL EXPORTS

(674)

INDIAN MERCHANDISE

No. 14—continued

ARTICLES, AND COUNTRIES OF FINAL DESTINATION; ALSO S ARE OF EACH PROVINCE	QUANTITY					VALUE				
	1922-23	1923-24	1924-25	1925-26	1926-27	1922-23	1923-24	1924-25	1925-26	1926-27
<i>Leather—continued</i>										
<i>Total Hides and Skins, tanned or dressed—continued</i>										
Australian Commonwealth (Total)	..	1	3	4	8	11,044	12,968	21,040	21,440	47,753
New Zealand (including Nihoa and St. Samoa)	1,087
Other British Possessions	695	1,442	803	1,459	1,307
TOTAL BRITISH EMPIRE	13,158	16,375	17,855	16,855	16,876	4,37,09,710	5,08,95,452	6,44,07,145	6,15,75,755	6,55,98,458
Finland	..	6	1,204	12,798
Germany	28	6	8	5	67	1,14,680	16,712	62,289	19,730	4,12,615
Netherlands	18	22	55	58	31	1,07,943	1,50,438	3,52,455	2,91,376	1,87,073
Belgium	4	4	11,576	16,200	2,116
France	10	..	10	50	5	71,292	4,495	92,801	1,81,544	1,06,035
Switzerland	1,200	..	75
Italy	13	4	9	16	6	71,931	13,436	58,103	1,01,691	30,648
Turkey, European	1	1,000	200	2,025
Syria	32	27	24	18	43	67,647	80,452	70,042	50,428	92,340
Muscat Territory and Trucial Oman	1	..	1	2,500	..	1,700	..	365
Other Native States in Arabia	4	1	..	400	500	3,600	1,000	..
Persia	1	2	2	1	6	4,746	14,218	8,700	9,605	10,982
Sumatra	2	2,584	800	3,070	3,300	2,000
Java	69	74	3	3	4	3,35,996	3,57,358	13,145	16,552	19,255
Siam	3	6	4	1	1	24,879	26,898	10,025	5,467	4,179
Indo-China (including Cochin China, Cambodia, Annam, Tonkin and French leased territories in China)	8	17,300	1,104	2,230	592	426
Formosa	3	6,300	..
China (exclusive of Hongkong and Macao)	77	97	102	146	155	2,06,327	2,29,421	1,84,253	2,57,925	2,70,500
Japan	818	943	694	661	587	40,41,556	47,42,600	36,36,452	39,66,750	36,81,099
Egypt*	..	3	3	..	1	..	6,980	42,425	..	1,720
United States of America—										
Via Atlantic Coast	365	545	631	634	595	17,77,452	24,15,331	28,56,556	32,61,577	33,40,026
" Pacific "	2	3,490	..
Other Foreign Countries	446	..	550	..
TOTAL FOREIGN COUNTRIES	1,447	1,739	1,533	1,599	1,502	63,61,163	80,90,637	74,10,817	81,77,920	81,70,373
Share of Bengal	36	206	254	247	89	61,989	4,09,496	7,50,727	6,54,363	3,37,324
" Bombay	1,476	1,627	2,193	1,671	1,715	61,96,407	72,09,074	96,03,362	72,61,492	77,16,767
" Sind	275	262	336	231	211	15,20,447	3,37,030	13,50,770	9,62,955	9,26,197
" Madras	12,939	15,417	16,124	15,934	15,343	4,09,32,334	4,90,19,342	5,39,90,194	6,00,27,230	6,37,37,333
" Burma	729	602	431	471	515	13,80,671	14,60,647	11,17,930	3,47,535	10,01,309
TOTAL	14,605	18,114	19,383	18,454	18,378	5,05,70,873	5,89,86,139	7,13,17,963	6,97,53,975	7,37,68,336
Unwrought (III. D)—										
United Kingdom	1,357	1,271	1,454	969	318	2,25,057	2,41,540	2,35,440	2,35,372	2,33,155
Pakistan	..	22	24	..	5,000	2,025
Aden and Dependencies	6	35	..	695	100	..	3,545	..
Mesopotamia	1,635	1,617	1,213	1,765	1,702	2,21,825	2,10,290	1,59,533	2,93,243	2,33,968
Bahrain Islands	11	..	1	1,150	..	180
Ceylon Straits Settlements (including Labuan)	130	162	23	13	34	23,233	4,918	5,473	4,471	5,122
Hongkong	107	22	..	220	..	29,325	4,300	..	330	..
Egypt*	123	19,094
Cape of Good Hope	56	3,460
Zanzibar and Pemba	21	9	34	32	12	5,033	2,210	5,673	5,304	2,700
Kenya Colony	30	52	93	89	203	14,033	9,925	18,972	17,295	24,392
Tanganyika Territory	11	6	42	3	3	2,334	1,675	3,947	2,010	1,530
Mauritius and Dependencies	46	..	4	10	2	9,331	..	350	2,160	475
Seychelles	9	11	5	14	3	1,475	1,540	595	1,650	700
New South Wales	10	177	..	2,735
Australian Commonwealth (Total)	10	177	..	2,735
Other British Possessions	3	3	2	1,336	346	590
TOTAL BRITISH EMPIRE	5,230	4,930	3,215	3,335	2,449	7,70,610	5,93,667	5,45,920	6,42,357	5,32,939

* Shown as a Foreign Country from 1923-24.

ARTICLES, AND COUNTRIES OF FINAL DESTINATION; ALSO SHARE OF EACH PROVINCE	QUANTITY					VALUE				
	1922-23	1923-24	1924-25	1925-26	1926-27	1922-23	1923-24	1924-25	1925-26	1926-27
	Cwts.	Cwts.	Cwts.	Cwts.	Cwts.	₹	₹	₹	₹	₹
Leather—continued										
<i>Unbrought (III. I)— continued</i>										
Germany	2	..	3	86	..	935	..	170	20,055
Netherlands	13	4	18	2,300	1,010	6,375
Italy	8	5,825
Turkey, European	9	7	41	3,500	2,800	4,895
Turkey, Asiatic	16	27	5,745	10,500	..
Syria	360	416	40	..	184	68,000	70,050	4,450	..	21,700
Armenia	41	3,837
Persia	115	94	191	135	79	17,623	17,675	23,355	22,372	15,212
Somatra	20	4	3,400	1,523	180
Java	182	451	1,013	1,414	1,647	27,279	93,799	2,58,474	3,18,024	3,94,246
Indo-China (including Cochin China, Cambodia, Annam Tonkin and French leased territories in China)	4	1,800	..
China (exclusive of Hongkong and Macao)	164	131	62	23,515	7,175	9,405
Japan	1	..	4	20	..	510	..	2,300	4,600
Egypt*	57	..	1	7,530	..	400	..
United States of America— Via Atlantic Coast	8	..	11	16	18	400	..	2,400	2,000	5,565
Other Foreign Countries	6	2	6	..	1	1,230	285	1,000	..	145
TOTAL FOREIGN COUNTRIES	858	1,199	1,861	1,615	2,094	1,47,072	2,08,371	3,47,660	3,61,776	4,72,043
<i>Share of Bengal</i>	<i>1,689</i>	<i>2,272</i>	<i>754</i>	<i>173</i>	<i>242</i>	<i>2,30,921</i>	<i>3,25,173</i>	<i>1,41,633</i>	<i>60,120</i>	<i>40,763</i>
" <i>Bombay</i>	<i>3,276</i>	<i>2,140</i>	<i>1,763</i>	<i>2,064</i>	<i>2,225</i>	<i>4,63,491</i>	<i>2,83,521</i>	<i>2,28,908</i>	<i>3,40,166</i>	<i>3,65,747</i>
" <i>Sind</i>	<i>119</i>	<i>16</i>	<i>33</i>	<i>41</i>	<i>13</i>	<i>14,122</i>	<i>2,908</i>	<i>4,910</i>	<i>8,376</i>	<i>2,240</i>
" <i>Madras</i>	<i>330</i>	<i>333</i>	<i>1,943</i>	<i>2,393</i>	<i>2,053</i>	<i>1,05,753</i>	<i>1,31,737</i>	<i>6,03,830</i>	<i>5,99,372</i>	<i>6,47,117</i>
" <i>Burma</i>	<i>724</i>	<i>12</i>	<i>34</i>	<i>274</i>	<i>..</i>	<i>1,04,233</i>	<i>3,700</i>	<i>10,204</i>	<i>1,600</i>	<i>..</i>
TOTAL	6,138	5,279	4,576	4,960	4,343	9,17,662	8,02,033	8,02,890	10,04,193	10,56,862
Manufactures (excluding boots and shoes)—										
Bags, trunks and travelling requisites (III. I)—										
United Kingdom	1,519	470	1,075	947	2,063
Gibraltar	160	380	50	..	1,140
Aden and Dependencies	1,452	1,935	..	2,250	100
Mesopotamia	5,994	11,461	4,325	21,402	8,170
Ceylon	1,825	1,769	5,441	3,779	7,997
Straits Settlements (including Labuan)	400	200	1,300	..	700
Cape of Good Hope	74	..	1,150
Natal	2,300	650	3,275	4,600	7,330
Zanzibar and Pemba	210	1,520	775	350	550
Kenya Colony	1,546	1,300	3,735	4,535	3,600
Tanganyika Territory	1,000	680	1,325	1,300	1,900
Other British Possessions	455	400	245	855	..
TOTAL BRITISH EMPIRE	17,036	21,265	22,746	45,596	40,770
Persia	1,991	1,375	3,150	1,995	1,217
Java	160	..	40	..	1,000
Slam	1,070	1,000
Portuguese East Africa	3,955	2,930	3,237	6,437
Other Foreign Countries	225	425	2,100	1,750	500
TOTAL FOREIGN COUNTRIES	3,456	7,245	8,220	12,482	9,304

* Shown as a Foreign Country from 1923-24.

GENERAL EXPORTS

INDIAN MERCHANDISE

(676)

No. 14—continued

ARTICLES, AND COUNTRIES OF FINAL DESTINATION; ALSO SHARE OF EACH PROVINCE	QUANTITY					VALUE				
	1922-23	1923-24	1924-25	1925-26	1926-27	1922-23	1923-24	1924-25	1925-26	1926-27
Leather—continued						R	R	R	R	R
<i>Manufactures (excluding boots and shoes)—continued</i>										
Bags, trunks and travelling requisites—continued										
Share of Bengal	—	—	—	—	—	505	400	1,100
.. Bombay	—	—	—	—	—	19,932	27,221	22,822	55,428	46,473
.. Sind	—	—	—	—	—	160	125	250
.. Madras	—	—	—	—	—	40	1,139	1,944	2,037	2,091
.. Burma	—	—	—	—	—	15	..	50	90	..
TOTAL	—	—	—	—	—	20,492	28,510	30,966	58,080	49,824
Leather belting (III. I) —	Cwts.	Cwts.	Cwts.	Cwts.	Cwts.					
United Kingdom	2	19	225	9,500
Aden and Dependencies	1	2	3	..	50	200	600	1,300
Kenya Colony	19	28	7	17	..	2,925	7,200	1,650	2,750
Other British Possessions	1	4	3	200	700	410	..
TOTAL BRITISH EMPIRE	..	20	28	14	39	..	3,175	8,190	2,885	14,550
TOTAL FOREIGN COUNTRIES	..	3	..	6	1	..	550	..	380	75
Share of Bombay	23	28	20	40	..	3,725	8,190	3,185	14,625
.. Madras	60	..
TOTAL	..	23	28	20	40	..	3,725	8,190	3,245	14,625
Saddlery and harness (III. I) —										
United Kingdom	750	550	1,350	..	7,690
Aden and Dependencies	206	2,060	1,205	2,768	320
Mesopotamia	39,818	3,214	64,704	7,500
Straits Settlements (including Labuan)	300	900	1,010	275	..
British Borneo
Natal	8,760	365	333	400	..
Kenya Colony	2,060	1,108	..	340	..
Mauritius and Dependencies	35	120	2,710	..	400
Other British Possessions	3,900	700	400
TOTAL BRITISH EMPIRE	16,181	46,185	10,492	69,880	18,855
Market Territory and Trucial Oman	500	..	1,000
Perata	1,227	11,038	9,852	4,103	..
Siam	640	2,760	940	1,200	590
China (exclusive of Hongkong and Macao)	5,258
Portuguese East Africa	28,025	3,795
Other Foreign Countries	176	..	50	..	15
TOTAL FOREIGN COUNTRIES	2,543	47,076	11,842	5,803	4,400
Share of Bengal	7,023	1,643	1,340	511
.. Bombay	17,349	72,896	17,401	72,730	19,805
.. Sind	425	12,710	2,570	642	360
.. Madras	919	572	710	471	..
.. Burma	40	60	90
TOTAL	18,724	93,261	22,324	75,122	20,756
Other sorts (III. I) —										
United Kingdom	2,754	4,937	6,362	5,020	2,023
Aden and Dependencies	1,250	525	810	371	675
Mesopotamia	17,777	61,220	12,290	28,043	2,972
Ceylon	5,797	10,030	13,612	25,531	25,605
Straits Settlements (including Labuan)	9,813	7,453	7,494	11,465	5,530
Federated Malay States	100	690	2,677	830
Hongkong	84	..	992	1,651
Natal	30	..	2,950	20	300
Zanzibar and Pemba	564	940	3,310	342	350
Kenya Colony	22,436	21,515	30,095	22,690	19,648
Mauritius and Dependencies	2,800	10,325	21,410	600	2,140
Tanzania Territory	2,525	3,170	2,550	3,250	5,650
Other British Possessions	1,300	..	365	445	860
TOTAL BRITISH EMPIRE	67,146	1,50,209	1,08,006	1,11,946	60,294

No. 14—continued

ARTICLES, AND COUNTRIES OF FINAL DESTINATION; ALSO SHARE OF EACH PROVINCE	QUANTITY					VALUE				
	1922-23	1923-24	1924-25	1925-26	1926-27	1922-23	1923-24	1924-25	1925-26	1926-27
Leather—continued						Rs	Rs	Rs	Rs	Rs
Manufactures (excluding boots and shoes)—continued										
Other sorts—continued										
Persia	—	—	—	—	—	1,470	932	1,243	1,300	..
Siam	—	—	—	—	—	2,360	540	751	2,306	1,425
China (exclusive of Hongkong and Macao)	—	—	—	—	—	30	2,050	2,271
Japan	—	—	—	—	—	702	1,262
Egypt*	—	—	—	—	—	—	—	1,140	150	..
Portuguese East Africa	—	—	—	—	—	5,500	11,135	7,010	6,095	5,775
United States of America—Via Atlantic Coast	—	—	—	—	—	1,820	414
Other Foreign Countries	—	—	—	—	—	600	60	150	665	700
TOTAL FOREIGN COUNTRIES	—	—	—	—	—	12,250	12,727	11,314	14,318	11,937
Share of Bengal	—	—	—	—	—	9,324	19,468	23,622	31,250	14,332
„ Bombay	—	—	—	—	—	62,368	1,42,818	33,024	22,922	69,200
„ Sind	—	—	—	—	—	80	7,262	1,740	250	1,322
„ Madras	—	—	—	—	—	7,022	2,622	3,622	1,420	2,672
„ Burma	—	—	—	—	—	622	80	150	232	450
TOTAL	—	—	—	—	—	79,402	1,63,020	1,14,220	1,20,204	92,221
Total Value of Leather—										
United Kingdom	—	—	—	—	—	4,11,24,008	4,52,87,222	6,21,89,221	5,08,15,604	6,40,85,744
Gibraltar	—	—	—	—	—	160	220	50	..	1,150
Palestine	—	—	—	—	—	..	5,000	6,000	2,050	15,075
Aden and Dependencies	—	—	—	—	—	44,920	43,948	34,222	22,877	22,521
Mesopotamia	—	—	—	—	—	2,71,479	4,14,824	2,52,245	6,14,577	2,50,021
Bahrain Islands	—	—	—	—	—	1,150	220	1,202	1,220	622
Ceylon	—	—	—	—	—	27,712	77,105	90,575	1,19,750	1,57,022
Straits Settlements (including Labuan)	—	—	—	—	—	15,41,725	14,22,592	11,22,675	10,12,702	6,41,912
Federated Malay States	—	—	—	—	—	947	100	750	2,222	1,270
British Borneo	—	—	—	—	—	2,700	225	1,042	400	175
Hongkong	—	—	—	—	—	15,84,006	11,24,064	6,50,072	5,55,552	7,12,601
Egypt*	—	—	—	—	—	22,127
Cape of Good Hope	—	—	—	—	—	9,224	..	1,250	..	45
Natal	—	—	—	—	—	4,650	1,202	6,225	4,060	2,120
Zanzibar and Pemba	—	—	—	—	—	22,100	29,422	25,004	20,122	22,175
Kenya Colony	—	—	—	—	—	1,22,721	1,74,520	2,12,661	1,22,050	1,21,762
Tanganyika Territory	—	—	—	—	—	14,112	16,660	1,02,727	12,224	29,422
Mauritius and Dependencies	—	—	—	—	—	22,122	12,221	22,200	12,212	11,211
Seychelles	—	—	—	—	—	2,470	2,102	702	2,220	1,222
Canada—Via Atlantic Coast	—	—	—	—	—	..	5,200	2,219
„ Pacific „	—	—	—	—	—	424
Victoria	—	—	—	—	—	10,222	10,224	19,700	12,222	24,241
New South Wales	—	—	—	—	—	222	2,074	4,022	2,777	22,211
Australian Commonwealth (Total)	—	—	—	—	—	11,221	12,222	22,222	21,222	47,222
New Zealand (including Nauru and Br. Samoa)	—	—	—	—	—	1,222
Other British Possessions	—	—	—	—	—	279
TOTAL BRITISH EMPIRE	—	—	—	—	—	4,45,20,622	5,17,10,042	6,50,27,420	6,24,45,421	6,62,22,617
Finland	—	—	—	—	—	1,224	12,722
Germany	—	—	—	—	—	1,14,620	17,627	62,222	19,200	4,22,670
Netherlands	—	—	—	—	—	1,07,242	1,50,422	2,52,755	2,22,122	1,22,422
Belgium	—	—	—	—	—	11,272	16,200	2,112
France	—	—	—	—	—	71,212	4,422	22,401	1,21,244	1,02,022
Switzerland	—	—	—	—	—	1,200	22	72
Italy	—	—	—	—	—	77,271	12,422	62,102	1,01,001	20,642
Turkey, European	—	—	—	—	—	4,500	1,400	6,220
Turkey, Asiatic	—	—	—	—	—	5,742	10,250	..
Syria	—	—	—	—	—	1,22,647	1,50,202	74,222	50,422	1,14,042
Armenia	—	—	—	—	—	..	2,227

* Shown as a Foreign Country from 1923-24.

GENERAL EXPORTS

(678)

INDIAN MERCHANDISE

No. 14—continued

ARTICLES, AND COUNTRIES OF FINAL DESTINATION; ALSO SHARE OF EACH PROVINCE	QUANTITY					VALUE				
	1922-23	1923-24	1924-25	1925-26	1926-27	1922-23	1923-24	1924-25	1925-26	1926-27
Leather—continued						₹	₹	₹	₹	₹
<i>Total Value of Leather—continued</i>										
about Territory and Trucial Oman	—	—	—	—	—	3,480	..	3,100	150	490
Other Native States in Arabia	—	—	—	—	—	500	850	9,050	1,400	375
Persia	—	—	—	—	—	27,057	45,793	51,300	39,378	37,011
Sumatra	—	—	—	—	—	5,934	2,325	8,070	3,420	2,600
Java	—	—	—	—	—	3,63,455	4,56,217	3,01,659	3,35,321	4,14,831
Siam	—	—	—	—	—	20,529	31,198	11,716	9,033	6,214
Indo-China (including Cochin China, Cambodia, Annam, Tonkin and French leased territories in China)	—	—	—	—	—	17,500	1,104	2,230	2,392	426
Formosa	—	—	—	—	—	6,300	..
China (exclusive of Hongkong and Amcao)	—	—	—	—	—	2,29,642	2,41,854	1,93,678	2,60,675	2,72,771
Japan	—	—	—	—	—	40,41,556	47,43,110	36,36,452	39,69,742	36,86,961
Egypt*	—	—	—	—	—	—	14,660	44,065	550	1,720
Portuguese East Africa	—	—	—	—	—	5,500	43,495	11,140	15,182	16,057
United States of America—Via Atlantic Coast	—	—	—	—	—	17,80,054	24,15,831	28,59,956	32,64,537	33,46,005
“ Pacific “	—	—	—	—	—	3,490	..
Other Foreign Countries	—	—	—	—	—	400	731	800	1,550	250
TOTAL FOREIGN COUNTRIES	—	—	—	—	—	70,26,495	83,66,656	77,89,753	81,72,159	86,69,537
Share of Bengal	—	—	—	—	—	3,01,789	7,52,159	9,17,616	7,37,473	8,94,601
“ Bombay	—	—	—	—	—	67,58,445	77,44,153	99,80,701	78,35,992	82,32,217
“ Sind	—	—	—	—	—	15,25,074	9,09,961	13,60,140	9,69,348	9,20,839
“ Madras	—	—	—	—	—	4,16,46,175	4,92,05,969	5,95,00,371	6,06,27,740	6,44,42,137
“ Burma	—	—	—	—	—	19,65,695	14,64,457	11,23,415	8,49,527	10,92,370
TOTAL	—	—	—	—	—	5,16,07,178	6,00,76,699	7,28,87,243	7,10,20,580	7,50,02,154
Liquors—	Gals.	Gals.	Gals.	Gals.	Gals.					
Spirits (I. D)—										
United Kingdom	6,160	..	440	14,143	..	18,082	..	1,320	26,565	..
Aden and Dependencies	..	100	485	390	350	1,177	860	..
Ceylon	190	10,266	306	9,132	110	6,100	3,600	612	13,991	3,212
Other British Possessions	..	20	100	130	20	..	25	180	250	50
TOTAL BRITISH EMPIRE	6,350	10,386	1,331	23,795	130	24,182	3,975	3,289	46,686	3,262
Japan	40	12,136	85	19,115	..
Other Foreign Countries	..	9	85	60	20	55	96	..
TOTAL FOREIGN COUNTRIES	..	9	75	12,196	20	140	19,211	..
Share of Bengal	..	10,375	491	1,300	3,970	1,192	2,675	..
“ Bombay	..	20	615	26,709	20	..	25	1,640	46,476	50
“ Madras	6,350	..	300	7,433	110	24,182	..	597	16,626	3,212
TOTAL	6,350	10,395	1,406	35,991	130	24,182	3,995	3,429	65,877	3,262
Wines (I. D)—(a)	Gals.	Gals.								
TOTAL BRITISH EMPIRE	209	250	—	—	—	695	800	—	—	—
Share of Madras	209	250	—	—	—	695	800	—	—	—
Other sorts of Liquors (I. D)—	Gals.	Gals.	Gals.	Gals.	Gals.					
United Kingdom	6,720	19,800
Ceylon	1,006	600	100	5,154	301	4,741	12,800	3,000	13,280	842
Other British Possessions	76
TOTAL BRITISH EMPIRE	7,726	600	100	5,154	301	24,541	12,800	3,076	13,280	842
Share of Madras	7,726	600	100	5,154	301	24,541	12,800	3,000	13,280	842
“ Burma	76
TOTAL	7,726	600	100	5,154	301	24,541	12,800	3,076	13,280	842
TOTAL LIQUORS	14,285	11,245	1,506	41,145	431	48,418	17,595	6,505	79,167	4,104
Machinery and Mill-work of all kinds (III. J)—										
United Kingdom	—	—	—	—	—	26,238	17,964	43,079	13,320	10,232
Aden and Dependencies	—	—	—	—	—	..	2,697	300	1,675	5,000
Mesopotamia	—	—	—	—	—	..	200	285	..	1,339
Ceylon	—	—	—	—	—	16,500	26,856	21,973	11,433	19,435
Straits Settlements (including Labuan)	—	—	—	—	—	100	39,794	9,083	5,047	3,230

* Shown as a Foreign Country from 1923-24.
(a) Shown under "other sorts of liquors" from 1924-25.

No. 14—continued

ARTICLES, AND COUNTRIES OF FINAL DESTINATION; ALSO SHARE OF EACH PROVINCE	QUANTITY					VALUE				
	1922-23	1923-24	1924-25	1925-26	1926-27	1922-23	1923-24	1924-25	1925-26	1926-27
Machinery and Millwork of all kinds (III. J) continued						R	R	R	R	R
Federated Malay States	—	—	—	—	—	305	11,730	583	1,989	5,131
Hongkong	—	—	—	—	—	..	594	4,610
Natal	—	—	—	—	—	300	2,640
Rhodesia	—	—	—	—	—	..	4,672
Zanzibar and Pemba	—	—	—	—	—	..	550	1,893	3,636	1,672
Kenya Colony	—	—	—	—	—	1,000	1,280	1,468	3,267	17,060
Tanganyika Territory	—	—	—	—	—	..	1,000	2,625	1,500	400
New Zealand (including Nauru and Br. Samoa)	—	—	—	—	—	2,108	..
Other British Possessions	—	—	—	—	—	45	455	160	314	..
TOTAL BRITISH EMPIRE	—	—	—	—	—	44,338	1,07,772	81,740	43,808	60,630
Germany	—	—	—	—	—	300	..	2,835	6,825	..
Netherlands	—	—	—	—	—	6,577	650
Persia	—	—	—	—	—	1,300	575	390	100	220
Java	—	—	—	—	—	2,500	2,500	..
Siam	—	—	—	—	—	..	1,900	350	..	50
China (exclusive of Hong- kong and Macao)	—	—	—	—	—	..	5,765	15,419	1,158	7,082
Japan	—	—	—	—	—	9,000	4,027	2,240
Portuguese East Africa	—	—	—	—	—	..	200	1,000	300	4,578
United States of America— Via Atlantic Coast	—	—	—	—	—	400	..	6,632	1,068	15,950
" Pacific "	—	—	—	—	—	144	80
Uruguay	—	—	—	—	—	1,391	..	810
Argentine Republic (includ- ing the Atlantic Coast of Patagonia)	—	—	—	—	—	..	4,633	2,700	5,940	1,001
Other Foreign Countries	—	—	—	—	—	800	105	160	1,060	..
TOTAL FOREIGN COUNTRIES	—	—	—	—	—	2,700	13,179	43,417	80,194	24,504
Share of Bengal	—	—	—	—	—	27,859	32,439	72,026	49,749	49,373
" Bombay	—	—	—	—	—	2,300	7,359	13,647	20,495	29,028
" Madras	—	—	—	—	—	16,484	16,392	28,228	1,224	15,139
" Burma	—	—	—	—	—	395	14,361	10,555	2,522	2,867
TOTAL	—	—	—	—	—	47,038	1,20,951	1,25,166	74,000	96,847
Manures—										
Bones, crushed (II. S)—	Tons	Tons	Tons	Tons	Tons					
United Kingdom	648	454	657	199	256	79,710	50,064	89,156	25,879	32,030
Ceylon	2,767	2,925	2,654	2,592	2,323	2,02,763	1,89,569	1,90,373	2,62,043	2,32,655
Hongkong	12	87	1,375
Other British Possessions	44
TOTAL BRITISH EMPIRE	3,415	3,379	3,311	2,791	2,591	2,82,493	2,45,633	2,79,573	2,87,950	2,66,660
Sweden	79	9,834
Germany	7,154	4,602	2,989	3,105	900	7,31,796	6,20,977	3,88,275	4,12,219	98,205
Netherlands	2,466	2,250	800	421	152	2,45,033	2,59,855	97,500	50,476	17,522
Belgium	27,339	37,923	22,921	31,139	40,414	30,30,211	48,58,492	29,40,545	25,18,268	41,61,968
France	5,949	9,008	4,761	6,924	9,733	5,84,764	11,09,389	5,33,052	7,26,875	10,69,104
Italy	200	26,000
Sumatra	2,000	7,500	..
Japan	171	200	10	12,972	16,500	1,005
United States of America— Via Atlantic Coast	150	..	27	19,500	..	3,105
TOTAL FOREIGN COUNTRIES	48,078	53,986	32,768	41,809	51,214	46,11,304	69,74,713	40,35,863	47,31,940	62,31,799
Share of Bengal	12,943	23,397	11,000	19,787	20,903	14,39,619	29,24,019	11,99,237	19,92,076	20,90,310
" Bombay	3,777	6,656	6,434	3,355	4,034	10,57,493	9,24,146	3,13,404	4,85,251	4,99,174
" Sind	21,703	21,951	15,644	18,234	25,044	21,37,242	23,14,776	13,55,135	22,31,373	25,99,242
" Madras	3,791	4,581	6,435	2,729	3,763	2,34,220	4,33,979	4,12,129	2,74,213	3,66,658
" Burma	379	260	400	75	12	24,518	23,397	35,511	6,787	1,375
TOTAL	46,493	57,365	36,979	44,650	58,905	48,93,797	71,20,346	43,15,456	50,19,899	55,56,369

GENERAL EXPORTS

INDIAN MERCHANDISE

(680)

No. 14—continued

ARTICLES AND COUNTRIES OF FINAL DESTINATION; ALSO SHARE OF EACH PROVINCE	QUANTITY					VALUE				
	1922-23	1923-24	1924-25	1925-26	1926-27	1922-23	1923-24	1924-25	1925-26	1926-27
Manures—continued										
<i>Bones, uncrushed (II. B)—</i>	Tons	Tons	Tons	Tons	Tons	R	R	R	R	R
United Kingdom	8	118	892	10,685
Ceylon	12	59	308	375	530	500	2,260	20,833	25,215	44,983
Hongkong	25	51	38	14	21	3,890	12,163	11,372	1,336	2,748
Other British Possessions	50
TOTAL BRITISH EMPIRE	37	118	454	389	551	4,390	15,365	42,890	26,551	47,731
Belgium	264	..	70	..	48	27,445	..	8,400	..	6,400
China (exclusive of Hongkong and Macao)	10	3	1,532	480
Japan	20	2,020	..	2
United States of America— Via Atlantic Coast	100	..	1	6,500	..	240
TOTAL FOREIGN COUNTRIES	374	3	91	..	48	35,477	480	10,660	..	6,402
Share of Bengal	300	4	120	26,500	395	11,520
.. Madras	76	67	391	345	430	7,945	3,152	30,409	24,026	40,451
.. Burma	35	50	34	44	169	6,422	12,298	11,621	2,525	13,623
TOTAL	411	121	545	389	599	39,867	15,845	53,550	26,551	64,138
<i>Bonemeal (II. B) —</i>	Tons	Tons	Tons	Tons	Tons					
United Kingdom	9,284	5,854	3,388	3,454	3,421	8,43,749	4,70,458	2,97,094	3,06,991	2,71,741
Ceylon	5,513	10,702	11,762	13,515	13,940	6,29,360	13,37,951	14,87,133	13,49,168	12,50,992
Straits Settlements (including Labuan)	2	..	60	70	..	250	..	5,400	7,360
New Zealand (including Nauru and Br. Samoa)	775	825	1,545	1,625	1,650	85,250	90,750	1,69,950	1,78,750	1,78,750
Other British Possessions	0	1,083
TOTAL BRITISH EMPIRE	15,572	17,382	16,695	18,654	19,081	15,53,359	19,00,492	19,54,117	18,40,909	17,08,843
Finland	10	1,406
Germany	708	425	59	..	956	88,097	56,982	4,752	..	95,748
Netherlands	650	..	30	..	261	70,999	..	3,000	..	15,243
Belgium	1,649	1,146	791	800	673	2,16,874	1,58,729	1,04,609	29,550	74,097
France	850	442	200	560	500	1,14,455	69,342	26,023	70,600	50,000
Sumatra	2	30	209	275	..	260	5,750	88,300	28,000
Java	1	120
Japan	8,513	14,205	12,136	11,909	13,073	11,32,280	16,74,090	12,98,676	12,41,180	13,41,872
United States of America— Via Atlantic Coast	6,352	1,089	990	4,929	4,357	5,69,662	95,059	85,221	3,94,433	3,06,142
.. Pacific	1,004	1,245	2,431	547	3,325	1,14,976	1,29,914	2,46,684	44,814	2,35,476
Hawaii	2,559	2,263	1,000	2,150	3,100	2,83,071	2,57,770	1,03,732	2,15,000	3,10,000
TOTAL FOREIGN COUNTRIES	22,205	20,317	17,668	20,604	26,520	25,91,821	24,37,137	18,76,567	20,28,937	24,56,578
Share of Bengal	15,172	22,176	17,455	16,098	19,263	18,39,171	27,62,309	21,99,376	17,99,315	21,39,699
.. Bombay	4,728	3,238	4,332	3,794	4,623	4,64,931	4,07,917	4,95,250	6,23,303	5,24,244
.. Sind	11,499	3,463	7,079	12,799	17,007	10,53,744	6,72,352	5,79,198	10,00,732	11,43,064
.. Madras	5,409	4,027	4,317	3,492	3,483	6,63,555	4,66,713	4,97,500	3,39,696	3,16,321
.. Burma	859	315	630	1,075	480	78,719	23,347	55,260	1,00,200	41,632
TOTAL	37,667	38,209	34,363	39,258	45,601	41,50,180	43,37,629	38,30,684	38,69,246	41,65,421
<i>Total Bones—</i>	Tons	Tons	Tons	Tons	Tons					
United Kingdom	9,932	6,816	4,158	3,653	3,677	9,23,459	5,27,414	3,96,875	3,32,870	3,04,771
Ceylon	8,092	13,686	14,724	16,482	16,793	3,32,643	15,29,720	16,93,339	16,36,425	15,29,630
Straits Settlements (including Labuan)	2	..	60	70	..	250	..	5,400	7,360
Hongkong	25	51	33	14	23	3,890	12,163	11,372	1,373	4,623
New Zealand (including Nauru and Br. Samoa)	775	825	1,545	1,625	1,650	85,250	90,750	1,69,950	1,78,750	1,78,750
Other British Possessions	0	1,133	44
TOTAL BRITISH EMPIRE	18,824	20,380	20,460	21,834	22,223	18,45,242	21,61,490	22,76,550	21,54,319	20,25,134

No. 14—continued

ARTICLES, AND COUNTRIES OF FINAL DESTINATION; ALSO SHARE OF EACH PROVINCE	QUANTITY					VALUE				
	1922-23	1923-24	1924-25	1925-26	1926-27	1922-23	1923-24	1924-25	1925-26	1926-27
Manures—continued										
Total Bones—continued	Tons	Tons	Tons	Tons	Tons	R	R	R	R	R
Finland	10	1,408
Sweden	79	9,834
Germany	7,862	5,027	3,048	3,105	1,856	8,19,803	6,77,959	3,91,037	4,12,219	1,03,953
Netherlands	5,136	2,250	631	421	413	3,16,032	2,59,355	1,00,740	50,478	22,765
Belgium	29,252	39,072	24,732	31,439	41,135	32,74,530	50,12,212	30,52,554	25,47,918	42,42,460
France	6,799	9,450	4,961	7,484	10,238	6,99,220	11,78,721	6,09,675	7,97,525	10,59,104
Italy	200	26,000
Sumatra	2	50	279	375	..	200	5,750	40,500	28,000
Java	1	120
China (exclusive of Hong-kong and Macao)	10	3	1,532	480
Japan	3,513	14,205	12,327	12,109	13,033	11,32,230	16,74,000	12,12,668	12,57,620	13,42,870
United States of America— Via Atlantic Coast	6,602	1,089	1,017	4,929	4,357	5,95,662	95,059	88,226	2,94,438	3,06,142
" Pacific "	1,004	1,245	2,421	547	3,325	1,14,976	1,29,914	2,46,684	44,814	2,33,476
Hawaii	2,559	2,263	1,000	2,150	3,100	2,33,071	2,57,770	1,03,732	2,15,000	3,10,000
TOTAL FOREIGN COUNTRIES	65,747	74,806	59,627	62,463	77,732	72,38,608	93,12,330	59,23,110	67,80,877	77,60,770
Share of Bengal	23,415	46,987	23,641	35,355	49,379	33,55,239	56,86,744	34,10,123	37,91,499	49,39,210
" Bombay	13,505	9,904	10,868	9,649	3,767	15,22,479	13,32,063	13,11,554	10,94,054	10,33,418
" Sind	33,202	39,404	29,723	31,933	42,951	31,31,938	34,37,127	24,34,333	32,82,395	37,42,396
" Madras	3,276	3,675	2,653	5,555	7,655	9,06,330	9,03,844	9,49,033	6,37,935	7,33,040
" Burma	1,173	625	1,064	1,194	661	1,03,659	64,048	1,03,432	1,09,612	47,339
TOTAL	84,571	95,695	79,937	84,297	100,005	99,83,344	1,14,73,820	61,09,690	69,15,696	77,76,012
Fish manures (I.L.S.)—										
United Kingdom	1	210	236	86,983	5
Ceylon	5,974	8,082	7,345	1,323	2,403	7,24,624	8,78,311	11,23,955	1,31,079	3,29,609
Straits Settlements (including Labuan)	3,331	3,232	3,550	2,309	2,610	3,49,795	3,50,327	3,55,492	1,97,480	2,42,725
Hongkong	357	52	1	1,00,804	10,744	50
TOTAL BRITISH EMPIRE	10,162	11,366	10,897	3,847	5,013	11,77,234	12,39,382	14,84,673	8,66,541	5,72,399
Germany	80	517	278	523	..	2,403	27,067	16,161	41,240
Netherlands	25	1,364
Siam	121	19	..	23,080	132	30	2,310
Other Foreign Countries	8	5
TOTAL FOREIGN COUNTRIES	..	201	517	278	572	..	25,491	27,964	16,191	44,914
Share of Bombay	284	30	..	27	..	46,372	3,905	..	2,538
" Sind	4	37	673	723	1,140	360	6,016	29,227	46,323	32,173
" Madras	5,970	7,793	7,155	1,093	1,790	7,25,324	3,38,978	11,13,571	1,37,399	2,78,169
" Burma	4,183	3,403	3,561	2,309	2,623	4,60,600	3,33,807	3,55,714	1,97,510	2,44,335
TOTAL	10,162	11,567	11,414	4,125	5,535	11,77,234	12,64,673	15,12,477	3,61,732	6,17,313
Fish guano (I.L.S.)—										
Ceylon	3,974	12,397	9,723	5,054	1,319	10,91,711	12,54,317	7,22,829	6,34,137	3,03,747
China (exclusive of Hong-kong and Macao)	1,858	104	1,88,391
Japan	1,829	2,07,326	11,533
TOTAL FOREIGN COUNTRIES	..	3,687	104	3,95,717	11,533
Share of Madras	3,974	16,584	5,332	5,054	1,319	10,91,711	12,54,317	7,22,829	6,34,137	3,03,747
Total Fish manures, and guano (I.L.S.)—										
United Kingdom	1	210	236	86,983	5
Ceylon	14,648	20,979	14,073	6,382	4,222	18,18,305	21,32,628	18,51,684	3,15,216	6,33,416
Straits Settlements (including Labuan)	3,331	3,232	3,550	2,309	2,610	3,49,795	3,50,327	3,55,492	1,97,480	2,42,725
Hongkong	357	52	1	1,00,804	10,744	50
Other British Possessions
TOTAL BRITISH EMPIRE	18,336	24,263	17,625	8,901	6,832	22,68,995	24,98,699	22,07,502	10,49,678	8,76,140
Germany	80	517	278	523	..	2,403	27,067	16,161	41,240
Netherlands	25	1,364
Siam	121	19	..	23,080	132	30	2,310
China (exclusive of Hong-kong and Macao)	1,858	1,88,391
Japan	1,829	104	2,07,324	11,533
Other Foreign Countries	8	5
TOTAL FOREIGN COUNTRIES	..	3,283	621	278	572	..	4,21,208	39,237	16,191	44,914

GENERAL EXPORTS

INDIAN MERCHANDISE

(682)

No. 14—continued

ARTICLES, AND COUNTRIES OF FINAL DESTINATION; ALSO SHARE OF EACH PROVINCE	QUANTITY					VALUE				
	1923-23	1923-24	1924-25	1925-26	1926-27	1923-23	1923-24	1924-25	1925-26	1926-27
	Tons	Tons	Tons	Tons	Tons	R	R	R	R	R
Manures—continued										
<i>Total Fish manures, and guano (II B)—continued</i>					27					
Share of Bengal										
Bombay		284	30				46,372	3,905		
Sind	4	87	678	723	1,140	860	6,916	39,287	46,823	4
Madras	14,844	24,377	13,987	6,147	3,009	18,17,535	24,79,012	18,47,933	8,21,639	5,1
Burma	4,188	3,403	3,551	2,309	2,628	4,50,600	3,83,607	3,55,714	1,97,610	2,4
TOTAL	18,836	28,151	18,246	9,179	7,404	22,68,995	29,14,907	22,46,839	10,65,869	9,2
Hornmeal (II B) (a)—										
United Kingdom				1	75					
Ceylon					18					175
TOTAL BRITISH EMPIRE				1	93					175
Java									150	
Japan				1,827	1,249				3,10,752	2,0
Total Foreign Countries				1,827	1,249				3,10,802	2,0
Share of Bengal				1,829	1,249				3,11,077	2,0
Bombay					68					
Sind					35					
TOTAL				1,829	1,342				3,11,077	2,11
Sulphate of Ammonia (II B)—										
Ceylon	548	210	1,849	275	4,296	1,51,554	45,700	3,43,174	51,200	7,01
Straits Settlements (including Labuan)		188	2		8		52,500	360		
Hongkong	19	500	225	500		5,320	2,00,000	85,000	90,000	
Mauritius and Dependencies			5	4				852	720	
Other British Possessions										
TOTAL BRITISH EMPIRE	567	893	2,081	779	4,304	1,56,874	2,98,200	4,29,386	1,41,120	7,11
Spain		5	3,924					7,16,472		
Sumatra	1,410	3,447	961			3,54,186	1,125	1,77,030		
Java			306				7,84,358	61,290		
China (exclusive of Hongkong and Macao)	34					9,288				
Japan	58	714	2,081	3,500		15,638	1,04,999	5,36,580	6,29,927	
TOTAL FOREIGN COUNTRIES	1,502	4,166	8,172	3,500		3,79,107	9,60,980	14,91,312	6,29,927	
Share of Bengal	2,069	5,064	10,253	4,279	4,304	5,36,991	12,99,180	19,20,758	7,71,847	7,10
Other Islands (II B)—										
United Kingdom	1,156	240	611		5	46,169	3,927	50,711		
Aden and Dependencies	1	7		3		168	1,924		855	
Ceylon	2,668	1,027	848	2,953	4,511	3,41,169	2,02,190	1,22,358	5,57,260	7,72
Straits Settlements (including Labuan)	8	15	2	25	8	300	1,738	440	3,700	
Federated Malay States	17	10	10	10	16	1,925	904	900	720	
Kenya Colony	2	100			5	230	13,800			
Other British Possessions	2					563				
TOTAL BRITISH EMPIRE	3,854	1,408	1,471	2,996	4,545	3,91,028	2,24,383	1,74,409	5,62,145	7,75
Germany			24		76			9,700		16
Belgium	192	4	200			25,432	540	26,272		
France			300	150				44,981	19,490	
Bulgaria				100					12,990	
Native States in Arabia, other than Muscat Territory and Trucial Oman	61		57			8,717		10,992		
Sumatra			204	178	375			32,145	27,400	65
Java				18	249		150		2,340	41
Japan	307	347	45	850	200	49,749	20,306	2,457	87,771	13
United States of America—Via Atlantic Coast	167	58		49	18	14,043	5,244		2,339	1
" Pacific "					12					
Other Foreign Countries	3	2				495	250			
TOTAL FOREIGN COUNTRIES	730	411	830	1,340	930	98,436	26,490	1,26,457	1,22,330	1,41
Share of Bengal	1,900	680	1,113	3,330	4,318	2,51,965	77,288	90,761	6,12,738	7,41
Bombay	379	260	474	205	317	54,524	88,216	1,03,793	34,802	60
Sind	1,374	451				57,373	13,731			
Madras	829	428	714	501	346	1,25,550	71,739	1,06,312	36,937	1,15
Burma	2					50				
TOTAL	4,584	1,819	2,301	4,336	5,475	4,89,462	2,50,913	3,00,866	6,84,475	9,17
Total Manures—										
United Kingdom	11,088	6,565	4,770	3,863	3,757	9,69,628	5,31,341	4,47,822	3,69,362	3,13
Aden and Dependencies	1	7		3		168	1,924		385	
Ceylon	25,956	35,902	31,494	26,098	29,840	31,43,771	39,10,298	40,15,555	30,90,267	36,46
Straits Settlements (including Labuan)	3,330	3,249	3,554	2,394	2,696	3,50,596	2,52,315	3,56,292	2,06,670	2,52
Federated Malay States	17	18	10	14	16	1,925	1,867	900	1,440	1
Hongkong	884	291	34	14	33	1,05,239	75,407	11,462	1,378	4
Kenya Colony	2	100			5	230	13,800			
Mauritius and Dependencies	19	500	225	500		5,320	2,00,000	85,000	90,000	
New Zealand (including Niuru and British Samoa)	775	825	1,545	1,625	1,650	85,270	90,750	1,69,950	1,78,750	1,78
Other British Possessions		1	5				170	896		
TOTAL BRITISH EMPIRE	42,981	47,466	41,037	34,511	37,997	46,92,147	51,77,372	50,87,877	39,08,737	43,97

(a) Separately recorded from 1925-26.

ARTICLES, AND COUNTRIES OF FINAL DESTINATION; ALSO SHARE OF EACH PROVINCE	QUANTITY					VALUE				
	1922-23	1923-24	1924-25	1925-6	1926-27	1922-23	1923-24	1924-25	1925-26	1926-27
<i>Manufactures—continued</i>										
<i>Total Manufactures—continued</i>	Tons	Tons	Tons	Tons	Tons	Rs	Rs	Rs	Rs	Rs
Finland	10	1,406
Sweden	79	9,834
Germany	7,892	5,107	3,589	3,353	2,460	8,19,693	6,80,362	4,22,394	4,28,380	2,51,372
Netherlands	3,136	2,250	831	421	438	2,16,032	2,59,856	1,00,740	50,478	24,129
Belgium	29,444	39,076	24,983	31,439	41,135	32,96,962	50,12,752	30,79,826	25,47,918	42,42,460
France	6,799	9,450	5,261	7,634	10,238	6,90,226	11,78,781	6,54,656	8,17,925	10,59,104
Spain	3,924	7,16,472
Italy	8	202	495	25,250
Bulgaria	100	12,990	..
Native States in Arabia, other than Maskat Territory and Trucial Oman	61	..	57	8,717	..	10,902
Sumatra	7	1,315	457	650	..	1,385	2,14,923	68,300	93,500
Java	1,410	3,447	307	14	249	3,64,186	7,85,006	61,410	2,400	44,820
Siam	121	19	..	23,080	122	80	2,810
China (exclusive of Hong- kong and Macao)	44	1,861	10,820	1,89,871
Japan	8,878	17,095	15,457	18,226	14,522	11,97,652	20,00,720	16,84,238	22,56,130	15,90,746
United States of America— Vid Atlantic Coast	6,769	1,147	1,017	4,978	4,375	6,09,705	1,00,303	88,326	8,06,772	9,07,372
" Pacific "	1,004	1,245	2,431	547	3,937	1,14,976	1,29,914	2,36,684	44,614	2,38,076
Hawaii	2,559	2,268	1,000	2,150	3,100	2,88,071	2,67,770	1,08,782	2,15,009	3,10,000
Other Foreign Countries	5
TOTAL FOREIGN COUNTRIES	67,979	83,271	60,180	69,409	1,80,533	77,16,145	1,07,11,000	75,80,276	78,40,227	81,41,856
<i>Share of Bengal</i>	<i>32,324</i>	<i>51,831</i>	<i>40,097</i>	<i>45,793</i>	<i>50,263</i>	<i>41,43,216</i>	<i>70,13,312</i>	<i>54,31,643</i>	<i>54,37,550</i>	<i>58,39,126</i>
" <i>Bombay</i>	<i>13,884</i>	<i>10,448</i>	<i>11,370</i>	<i>9,854</i>	<i>9,143</i>	<i>13,77,003</i>	<i>14,66,659</i>	<i>14,19,353</i>	<i>11,28,388</i>	<i>10,99,843</i>
" <i>Sind</i>	<i>34,580</i>	<i>30,942</i>	<i>31,401</i>	<i>31,766</i>	<i>43,326</i>	<i>32,49,319</i>	<i>35,08,374</i>	<i>24,78,670</i>	<i>33,39,123</i>	<i>38,37,972</i>
" <i>Madras</i>	<i>23,849</i>	<i>33,480</i>	<i>24,394</i>	<i>13,914</i>	<i>12,111</i>	<i>28,49,416</i>	<i>34,54,695</i>	<i>22,94,223</i>	<i>14,96,402</i>	<i>14,20,121</i>
" <i>Burma</i>	<i>5,363</i>	<i>4,028</i>	<i>4,615</i>	<i>3,503</i>	<i>3,229</i>	<i>5,69,309</i>	<i>4,47,349</i>	<i>4,59,306</i>	<i>3,07,022</i>	<i>3,01,074</i>
TOTAL	110,060	180,729	101,787	108,920	1,18,580	1,23,78,292	1,58,89,680	1,26,68,153	1,17,48,964	1,26,39,766
<i>Mats and Matting, except coir and rubber (III. V)</i>	Sq. yards	Sq. yards	Sq. yards	Sq. yards	Sq. yards					
United Kingdom	2,795	3,304	2,808	1,454	4,646	1,421	6,710	1,787	1,155	3,667
Maldives	17,650	5,040	6,100	9,225	12,943	3,325	2,345	3,050	3,174	5,474
Ceylon	222,993	194,255	295,956	245,092	462,228	12,053	15,676	25,911	19,760	30,722
Straits Settlements (includ- ing Labuan)	2,587	14,569	2,275	20,869	3,433	1,149	1,836	990	2,624	2,024
Natal	6,150	7,862	4,504	7,808	7,773	2,450	2,756	2,371	4,190	1,354
Victoria	2,200	1,504
New South Wales	2,335	300	54	1,434	150	70	..
Australian Commonwealth (Total)	4,535	300	54	2,938	150	70	..
New Zealand (including Nauru and British Samoa)	5,556	..	2,400	5,556	3,000	4,125	..	600	462	2,000
Other British Possessions	1,250	340	2,120	1,153	2,966	369	138	424	1,198	1,250
TOTAL BRITISH EMPIRE	259,989	234,905	316,463	391,011	502,004	24,912	32,408	35,293	32,656	47,801
United States of America— Vid Atlantic Coast	60	300	2,718	273	725	50	250	1,916	86	245
Hawaii	476	3,700
Other Foreign Countries	1,440	1,090	600	3,500	..	1,470	490	226	1,025
TOTAL FOREIGN COUNTRIES	586	1,740	3,808	873	9,225	3,760	1,720	2,406	322	1,270
<i>Share of Bengal</i>	<i>31,300</i>	<i>38,679</i>	<i>48,245</i>	<i>52,996</i>	<i>62,072</i>	<i>17,218</i>	<i>24,545</i>	<i>22,932</i>	<i>16,501</i>	<i>22,512</i>
" <i>Bombay</i>	<i>3,262</i>	<i>540</i>	<i>2,719</i>	<i>312</i>	<i>..</i>	<i>1,443</i>	<i>270</i>	<i>2,324</i>	<i>392</i>	<i>..</i>
" <i>Sind</i>	<i>100</i>	<i>120</i>	<i>610</i>	<i>530</i>	<i>1,000</i>	<i>19</i>	<i>43</i>	<i>77</i>	<i>103</i>	<i>100</i>
" <i>Madras</i>	<i>222,543</i>	<i>184,086</i>	<i>299,612</i>	<i>338,307</i>	<i>487,036</i>	<i>9,022</i>	<i>7,696</i>	<i>11,225</i>	<i>16,459</i>	<i>24,060</i>
" <i>Burma</i>	<i>2,737</i>	<i>12,210</i>	<i>1,091</i>	<i>1,729</i>	<i>1,129</i>	<i>370</i>	<i>1,570</i>	<i>438</i>	<i>718</i>	<i>1,999</i>
TOTAL	290,522	236,645	320,271	391,884	511,223	29,072	24,123	37,699	32,978	48,771

GENERAL EXPORTS

(684)

INDIAN MERCHANDISE

No. 14—continued

ARTICLES, AND COUNTRIES OF FINAL DESTINATION; ALSO SHARE OF EACH PROVINCE	QUANTITY					VALUE				
	1922-23	1923-24	1924-25	1925-26	1926-27	1922-23	1923-24	1924-25	1925-26	1926-27
						₹	₹	₹	₹	₹
Metals and Ores—										
Brass, Bronze, and similar alloys—										
<i>Unwrought (III. L)—</i>										
United Kingdom	400	2,100
Shore of Bengal	400	2,100
<i>Wroughts (III. L)—</i>										
United Kingdom	578	789	692	840	340	1,29,970	1,46,692	1,94,559	2,01,376	90,486
Gibraltar	129	49	27	25	30	25,358	7,370	4,990	5,025	4,875
Malta and Gozo	3	30	23	42	23	500	3,650	4,100	9,400	4,900
Aden and Dependencies	33	61	29	38	43	4,405	8,465	3,821	5,620	6,250
Mesopotamia	27	2	4	..	13	8,750	225	670	..	1,650
Maldives	17	7	5	1,042	910
Ceylon	155	177	60	1,276	4,880	15,057	23,371	11,805	1,76,168	5,53,007
Straits Settlements (including Labuan)	118	117	38	166	719	17,469	17,184	11,048	22,052	72,183
Federated Malay States	..	7	1	56	401	..	1,103	200	6,400	37,540
Hongkong	17	6	10	..	2	3,490	736	1,340	..	200
Egypt*	21	4,557
Cape of Good Hope	1	..	41	7	12	185	30	8,705	2,280	2,344
Natal	159	94	195	190	249	25,294	16,120	37,269	31,298	43,361
Zanzibar and Pemba	44	53	54	36	53	9,152	7,815	6,780	10,337	8,440
Kenya Colony	78	75	100	110	157	11,943	10,920	12,501	15,992	22,548
Tanganyika Territory	19	36	24	37	36	3,050	5,900	2,850	5,692	6,041
Anglo Egyptian Sudan	6	..	9	700	..	2,095
Mauritius and Dependencies	313	184	185	35	75	46,280	22,616	23,960	4,850	17,650
Canada—										
<i>Via Atlantic Coast</i>	8	7	9	52	41	1,724	886	2,470	13,643	16,593
<i>" Pacific "</i>	26	30	16	32	25	9,490	7,012	3,263	5,421	4,603
British West India Islands	65	142	34	118	32	9,603	21,285	11,940	16,851	11,350
British Guiana	24	35	34	51	35	4,075	5,838	5,315	6,061	5,063
Western Australia	1	3	2	212	959	345
South Australia (including Northern Territory)	1	1	11	14	27	300	300	2,415	3,370	3,015
Victoria	23	27	53	25	24	4,251	5,330	13,093	4,647	4,445
Tasmania	..	3	500
New South Wales	11	14	10	28	47	3,498	2,905	1,968	10,172	8,130
Queensland	3	72	..	825	65
Australian Commonwealth (Total)	40	46	73	73	100	3,049	9,807	17,693	19,973	16,050
New Zealand (including Nauru and British Samoa)	18	10	2	32	71	2,860	2,854	340	7,485	12,844
Fiji Islands	67	54	43	63	116	16,620	7,293	8,614	12,190	20,409
Other British Possessions	2	6	10	3	5	300	590	1,100	755	450
TOTAL BRITISH EMPIRE	1,955	1,959	1,807	3,351	7,529	3,58,172	3,27,694	3,75,898	5,79,911	9,92,827
Sweden	7	..	19	20	17	1,602	..	4,293	4,462	4,013
Denmark	63	197	100	30	1	12,373	29,174	14,320	14,390	203
Germany	12	..	13	31	43	1,001	75	4,476	7,796	14,336
Netherlands	1	1	6	3	13	450	135	1,895	1,140	4,045
Belgium	1	..	5	400	100	1,845
France	18	18	14	12	16	2,894	2,265	2,050	2,324	3,545
Switzerland	1	..	2	2	4	405	165	550	580	1,600
Italy	13	13	22	9	10	1,940	1,515	4,130	2,032	1,650
Syria	2	21	25	23	13	715	2,840	3,500	5,500	2,850

* Shown as a Foreign Country from 1923-24.

ARTICLES, AND COUNTRIES OF FINAL DESTINATION; ALSO SHARE OF EACH PROVINCE	QUANTITY					VALUE				
	1922-23	1923-24	1924-25	1925-26	1926-27	1922-23	1923-24	1924-25	1925-26	1926-27
	Cwts.	Cwts.	Cwts.	Cwts.	Cwts.	Rs.	Rs.	Rs.	Rs.	Rs.
Metals and Ores—continued										
Brass, Bronze, and similar alloys—continued										
Wrought (III. L)—continued										
Native States in Arabia other than Maskat territory and Trucial Oman	714	942	263	332	294	1,34,265	1,72,263	50,191	53,140	61,340
Persia	19	4	10	6	12	1,940	547	1,310	683	1,500
Java	35	28	4	14	46	5,702	4,565	523	2,026	5,835
Siam	14	17	24	20	9	1,970	2,375	2,850	1,970	955
Indo-China (including Cochin-China, Cambodia, Annam, Tonkin and French leased territories in China)	22	37	2,175	9,600
Philippine Islands and Guam	..	9	10	18	14	..	1,635	1,321	2,350	2,824
China (exclusive of Hong-kong and Macao)	4	15	6	5	1	700	2,302	1,323	1,148	175
Japan	1	..	7	1	4	195	..	2,210	118	460
Egypt*	..	33	20	34	46	..	8,590	5,785	7,780	10,319
Tunis	7	1,250	..
Portuguese East Africa	18	60	94	103	129	2,210	8,772	14,491	15,929	23,976
Madagascar	106	1	..	50	..	2,915	120
Italian East Africa (Somaliland and Eritrea)	9	20	6	2	16	1,150	2,582	1,250	420	1,940
United States of America—Vid Atlantic Coast	88	224	99	408	1,068	27,912	49,834	31,711	85,815	2,56,356
" Pacific "	28	70	148	355	121	6,112	16,771	20,690	70,862	23,596
Panama	2	1,475	..
Dutch Guiana	14	27	5	13	10	2,400	4,398	750	2,220	1,750
Hawaii	14	..	6	26	27	2,794	..	1,617	6,680	5,546
Other Foreign Countries	5	4	9	15	18	620	595	1,200	1,225	2,175
TOTAL FOREIGN COUNTRIES	1,084	1,703	918	1,675	1,665	2,12,741	2,12,029	1,91,726	2,04,265	4,19,659
Share of Bengal	262	1,228	365	1,368	1,220	1,72,207	2,01,780	1,42,859	2,31,397	1,98,558
" Bombay	2,053	2,362	1,853	2,406	2,554	3,28,908	4,21,242	4,22,249	4,89,378	6,56,690
" Madras	17	..	2	1,221	6,723	1,601	12,848	300	1,62,446	6,64,027
" Burma	3	5	5	4	17	2,196	2,452	2,216	975	3,922
TOTAL	3,029	3,642	2,725	5,029	9,514	4,70,118	6,89,728	5,67,623	8,84,196	14,12,486
Chromite (chrome iron ore) (II. F)—										
United Kingdom	6,520	12,726	6,842	5,067	2,275	1,25,806	2,71,662	2,18,270	1,55,710	87,250
Sweden	5,500	1,650	6,000	4,850	2,650	1,65,000	49,500	1,20,000	1,45,500	1,18,500
Germany	1,600	2,777	1,200	750	..	48,000	82,240	26,000	22,500	..
Netherlands	2,500	..	2,700	2,202	160	66,250	..	1,11,000	96,000	2,000
Belgium	7,414	600	1,225	5,130	2,850	2,22,417	22,500	24,725	1,62,295	1,16,416
France	1,660	2,495	2,630	2,600	4,175	49,800	74,850	78,900	1,08,000	1,25,041
Italy	2,900	1,786	2,400	4,250	1,650	87,020	54,447	72,900	1,41,750	49,500
Japan	700	94	15,405	6,624
United States of America—Vid Atlantic Coast	22,677	8,006	7,481	9,550	6,010	2,46,167	2,46,740	2,64,780	2,20,600	1,79,510
TOTAL FOREIGN COUNTRIES	45,951	17,314	24,636	31,282	18,529	15,21,060	5,21,877	7,78,205	10,07,005	5,99,791
Share of Bengal	205	244	7,167	12,721
" Bombay	..	38	7	10	1,989	1,499
" Sind	26,329	12,617	21,466	22,209	14,160	7,21,890	6,52,510	6,48,920	6,09,370	4,24,510
" Madras	25,877	11,397	10,666	12,129	7,010	9,17,217	2,42,220	2,21,108	4,86,445	2,49,200
TOTAL	52,471	30,050	21,479	26,359	21,404	17,16,664	9,03,029	9,96,576	11,62,715	6,97,041
Copper—										
Ore (II. F)—										
United Kingdom	6	14	248	2,250
Germany	1,006	4,52,565	..
Share of Bengal	5	14	142	3,250
" Bombay	1	200	..
" Burma	1,006	4,52,465	..
TOTAL	1,012	14	4,52,413	3,250
Unwrought (III. L)—										
Belgium	..	20,706	6,90,912
Share of Burma	..	20,706	6,90,912

*Shown as a Foreign Country from 1923-24.

GENERAL EXPORTS
INDIAN MERCHANDISE

(686)

No. 14—continued

ARTICLES, AND COUNTRIES OF FINAL DESTINATION; ALSO SHARE OF EACH PROVINCE	QUANTITY					VALUE				
	1922-23	1923-24	1924-25	1925-26	1926-27	1922-23	1923-24	1924-25	1925-26	1926-27
Metals and Ores—continued						R	R	R	R	R
Copper—continued										
<i>Brought—</i>										
Sheets and other manufac- tures (III, L)—	Cwts.	Cwts.	Cwts.	Cwts.	Cwts.					
United Kingdom	2	3	..	19	..	516	287	212	1,632	..
Palestine	3	1,300	..
Aden and Dependencies	32	52	67	93	67	4,045	5,985	7,740	13,393	6,363
Mesopotamia	27	13	27	54	4	4,152	1,400	4,170	7,371	203
Bahrain Islands	35	31	55	59	1	3,070	3,040	3,750	6,300	154
Maldives	16	14	18	44	52	1,920	1,080	1,930	3,150	3,161
Ceylon	319	664	1,078	1,119	1,646	40,279	81,457	1,20,411	1,08,730	1,57,278
Straits Settlements (including Labuan)	382	582	787	1,504	1,632	46,327	70,365	83,477	1,61,934	1,64,057
Federated Malay States	33	43	2,355
Natal	19	34	5	31	21	2,235	4,041	520	3,038	2,330
Zanzibar and Pemba	35	50	69	171	54	4,385	6,330	6,135	16,323	4,558
Kenya Colony	33	17	43	46	38	3,195	2,120	4,545	4,770	4,154
Tanganyika Territory	9	5	7	18	..	925	450	715	2,035
Seychelles	8	3	..	1,190	250
Mauritius and Dependencies	37	10	23	3	10	4,195	1,085	2,635	260	1,135
Other British Possessions	6	8	2	1	10	985	1,165	230	150	1,000
TOTAL BRITISH EMPIRE	949	1,495	2,129	3,154	3,589	1,15,904	1,81,070	2,36,305	3,29,133	3,40,341
Maskat Territory and Trucial Oman	62	57	21	36	22	11,850	4,411	2,190	3,970	1,850
Other Native States in Arabia	123	132	114	103	71	12,722	14,920	10,123	10,405	6,190
Persia	23	21	40	35	14	3,555	2,465	4,070	4,115	1,220
Siam	21	23	8	12	9	2,531	2,906	1,960	1,260	821
Egypt*	4	..	3	1,000	..	400
Portuguese East Africa	1	12	6	4	11	175	1,555	550	536	810
Madagascar	16	5	3	1,910	250	100
Other Foreign Countries	11	12	10	9	10	1,105	1,445	1,569	715	932
TOTAL FOREIGN COUNTRIES	251	292	219	204	143	31,938	27,702	23,972	21,251	12,321
Share of Bengal	525	1,033	1,640	2,293	2,726	64,302	1,30,034	1,31,913	2,36,591	2,64,341
" Bombay	671	673	703	1,036	961	33,342	78,438	78,364	1,11,546	94,351
" Madras	4	1	..	29	45	243	200	..	2,243	3,051
" Burma	9	11
TOTAL	1,200	1,757	2,343	3,353	3,732	1,47,892	2,08,772	2,60,277	3,50,389	3,61,661
Others—										
United Kingdom	Cwts.	Cwts.	Cwts.	Cwts.	Cwts.			20	3,000	12,18
Ceylon	320	954	40	11
Straits Settlements (including Labuan)	34	4,000	..
TOTAL BRITISH EMPIRE				354	955			20	7,040	12,24
Germany	178,539	218,146	40,17,153	49,08,31
United States of America— Via Atlantic Coast	43,577	9,80,491
TOTAL FOREIGN COUNTRIES			43,577	178,539	218,146			9,80,491	40,17,153	49,08,31
Share of Bengal	354	954	7,000	12,11
" Madras	1	40	11
" Burma	43,577	178,539	218,146	9,80,511	40,17,153	49,08,31
TOTAL			43,577	178,893	219,101			9,80,511	40,24,193	49,20,51
Total Copper (including Ore)	Cwts.	Cwts.	Cwts.	Cwts.	Cwts.					
	1,200	1,757	2,343	3,353	3,732	1,47,892	2,08,772	2,60,277	3,50,389	3,61,661
Ferro Manganese (III, L)										
United Kingdom	Tons	Tons	Tons	Tons	Tons	10,668	..	55,7
Germany	206	33,133	..
Belgium	619	321	3,233	1,11,192	56,330	3,20,9
France	2,500	15,0
Japan	69	627	344	633	..	13,308	1,21,736	1,86,937	1,31,3
United States of America— Via Atlantic Coast	270	212	41,908	42,455	..
TOTAL FOREIGN COUNTRIES		69	1,516	1,538	6,416		13,308	2,74,636	3,25,256	4,67,3
Share of Bengal	69	1,537	1,533	3,727	..	13,308	2,85,504	3,25,256	4,99,6
" Madras	4,000	21,1
TOTAL		69	1,537	1,533	6,727		13,308	2,85,504	3,25,256	5,23,1

* Shown as a Foreign Country from 1923-24.

No. 14—continued

ARTICLES, AND COUNTRIES OF FINAL DESTINATION; ALSO SHARE OF EACH PROVINCE	QUANTITY					VALUE				
	1922-23	1923-24	1924-25	1925-26	1926-27	1922-23	1923-24	1924-25	1925-26	1926-27
Metals and Ores—continued										
Iron or steel— Ores (III. F)— United Kingdom	Tons ..	Tons ..	Tons 54	Tons ..	Tons ..	R ..	R ..	R 3,557	R 5	R 2
TOTAL FOREIGN COUNTRIES	10	..
<i>Share of Madras</i>	54	3,557
<i>„ Burma</i>	15	2
TOTAL	54	3,557	15	2
Rig (III. D)—	Tons	Tons	Tons	Tons	Tons					
United Kingdom	424	3,206	19,024	20,178	16,159	42,365	1,39,912	12,20,623	9,23,916	7,29,617
Ceylon	321	455	480	625	436	33,439	40,930	36,006	30,440	21,909
Straits Settlements (including Labuan)	160	545	1,065	1,023	631	12,820	44,755	74,402	52,909	24,076
Federated Malay States	..	80	285	165	177	..	7,191	17,808	7,582	7,926
Hongkong	499	908	1,000	625	400	24,636	67,104	62,372	26,121	18,011
Egypt*	87	8,723
Natal	..	322	101	347	30	..	68,966	8,000	16,221	1,950
Transvaal	15	1,500
Canada— Via Atlantic Coast	309	733	14,222	22,026	..
Western Australia	..	700	45,632
South Australia (including Northern Territory)	10	457	..
Victoria Australian Commonwealth (Total)	..	2,050	201	391	1,34,020	12,032	18,072	..
New Zealand (including Nauru and British Samoa)	1,041	3,950	3,927	3,271	2,216	80,728	3,02,979	2,69,269	1,52,924	1,22,547
Other British Possessions	10	800
TOTAL BRITISH EMPIRE	2,557	12,716	24,452	27,268	20,049	2,15,062	8,52,520	12,18,224	12,72,022	9,20,226
Sweden	938	42,619
Germany	1,620	11,288	2,868	67,751	5,24,500	1,29,086
Netherlands	22	21	1,008	954
Belgium	598	9	525	45,111	448	24,022
Italy	..	1,001	4,552	4,225	858	..	79,525	2,12,702	1,07,427	22,607
Java	50	310	242	60	106	4,000	24,800	17,220	2,721	4,790
Siam	15	..	10	..	200	1,920	..	660	..	9,022
Philippine Islands and Guam China (exclusive of Hongkong and Macao)	250	1,212	12,259	24,222	..
Japan	112,511	144,016	171,665	1,68,128	2,34,829	26,69,202	1,01,87,448	1,15,01,074	79,57,025	1,05,71,727
Egypt*	20	768	816	1,219	24,477	20,022
Formosa	400	427	24,000	31,800
Portuguese East Africa	5	..	80	715	146	600	..	6,222	22,272	6,522
United States of America— Via Atlantic Coast	3,007	21,463	122,008	149,471	32,022	2,20,402	12,95,072	74,62,227	69,21,712	14,27,422
„ Pacific	..	2,727	5,152	6,522	7,671	..	1,20,222	2,06,076	2,06,222	2,42,206
Brazil	252	244	11,222	10,927
Argentine Republic (including the Atlantic Coast of Patagonia)	20	704	960	22,929	..
Chile (including the Pacific Coast of Patagonia)	111	45	5,222	2,156	..
Hawaii	24	452	206	1,222	20,424	9,207
Mexico	..	200	11	..	12,009
Other Foreign Countries	20	29	11	..	120	972	1,249	496
TOTAL FOREIGN COUNTRIES	112,922	170,479	214,274	254,721	2,29,456	29,20,721	1,19,20,922	1,08,02,220	1,27,27,202	1,20,22,947
<i>Share of Bengal</i>	112,545	122,222	249,171	229,722	2,09,406	21,42,722	1,27,22,272	2,12,02,702	1,74,22,212	1,29,22,272
<i>„ Bombay</i>	..	257	72	20,799	5,740
<i>„ Madras</i>	1,077	1,227	100	77,249	21,291	2,210
TOTAL	112,545	122,195	241,226	221,929	2,09,556	21,42,722	1,27,22,402	2,12,02,204	1,75,2,204	1,29,22,222
Manufactures—	Tons	Tons	Tons	Tons	Tons					
Anchors and cables (III. K)—										
Aden and Dependencies	12	11	7	6,206	9,222	2,272	157	..
Bahrain Islands	12	10	9	..	2	7,222	6,402	6,177	124	770
Maldives	5	7	2	6	2	1,750	1,676	660	1,620	1,220
Ceylon	1	6	10	2	6	120	1,770	2,222	222	2,766
Zanzibar and Pemba	14	7	9	10	7	2,222	2,222	2,222	4,200	2,120
Kenya Colony	..	1	2	2	2	150	600	270	1,220	1,204
Other British Possessions	4	..	1	2	2	1,600	40	650	240	550
TOTAL BRITISH EMPIRE	49	42	40	22	22	24,519	22,462	17,222	9,222	9,222

* Shows as a Foreign Country from 1922-24.

GENERAL EXPORTS

(688)

INDIAN MERCHANDISE

No. 14—continued

ARTICLES, AND COUNTRIES OF FINAL DESTINATION; ALSO SHARE OF EACH PROVINCE	QUANTITY					VALUE				
	1922-23	1923-24	1924-25	1925-26	1926-27	1922-23	1923-24	1924-25	1925-26	1926-27
Metals and Ores—continued										
Iron or steel—continued										
Manufactures—continued										
Anchors and cables (III. K)—continued	Tons	Tons	Tons	Tons	Tons					
Market Territory and Trucial Oman	24	31	11	6	9	12,376	16,169	5,599	3,109	2,817
Other Native States in Arabia	4	7	8	5	4	1,941	3,480	3,995	2,437	1,700
Persia	2	3	4	3	..	1,448	1,427	1,885	1,607	40
Portuguese East Africa	6	6	4	9	5	2,075	2,110	2,700	3,275	950
Italian East Africa (Somaliland and Eritrea)	2	6	1	10	..	2,300	3,053	540	5,220	200
Other Foreign Countries	..	2	1	2	..	180	510	125	975	31
TOTAL FOREIGN COUNTRIES	38	55	29	35	18	20,170	26,749	14,844	15,623	5,738
Share of Bengal	5	13	9	3	3	1,750	3,446	2,920	2,474	4,316
" Bombay	79	79	49	46	29	41,790	45,443	26,472	31,626	9,684
" Sind	3	5	11	3	3	1,119	1,307	3,337	1,458	1,047
" Burma	30	45	31
TOTAL	87	97	69	57	40	44,689	50,241	32,729	25,558	15,577
Angle, bolt and rod (III. K)—	Tons	Tons	Tons	Tons	Tons					
United Kingdom	1	2,100	20	..
Mesopotamia	..	3	1,200	90
Kenya Colony	..	7	1	..	1	200	1,565	500	..	450
Other British Possessions	2	3	1	1	..	730	310	375	394	100
TOTAL BRITISH EMPIRE	3	13	2	1	1	3,030	3,075	965	914	550
TOTAL FOREIGN COUNTRIES	..	2	2	1	1,060	1,080	880	230
Share of Bengal	1	3	..	1	..	2,100	360	..	300	..
" Bombay	2	12	4	1	1	905	3,375	3,045	1,164	550
" Madras	25
" Burma	330	230
TOTAL	3	15	4	2	1	3,030	4,135	2,045	1,794	780
Bars and channel (III. K)—	Tons	Tons	Tons	Tons	Tons					
Aden and Dependences	17	..	1	1	..	6,035	25	800	200	275
Mesopotamia	27	11	3	4	6	9,950	4,940	375	1,915	1,343
Bahrain Islands	19	13	2	1	5	7,710	5,610	950	580	2,430
Ceylon	8	..	2	122	250	1,900	..	425
Straits Settlements (including Labuan)	5	150	..	1,059
Kanibar and Pemba	9	14	14	3	..	2,335	4,310	4,165	970	180
Kenya Colony	28	44	13	2	2	7,105	10,375	4,385	1,200	507
Tanganyika Territory	6	3	10	6	6	1,320	1,518	2,615	2,015	2,340
Other British Possessions	2	115	690	..
TOTAL BRITISH EMPIRE	108	85	56	19	21	34,777	27,528	16,864	7,521	8,005
Italy	50	..
Market Territory and Trucial Oman	5	11	5	6	4	2,763	3,223	1,515	1,202	1,575
Other Native States in Arabia	1	1	6	2	3	120	330	1,530	1,440	730
Persia	10	21	34	57	44	4,050	7,106	12,165	13,310	9,053
Portuguese East Africa	5	1	1	1,005	340	300	30	100
Italian East Africa (Somaliland and Eritrea)	..	3	10	1	1	..	2,322	3,020	140	200
TOTAL FOREIGN COUNTRIES	21	42	56	66	52	7,938	13,370	18,680	16,672	11,708
Share of Bengal	4	..	2	150	..	679	..	425
" Bombay	127	127	107	33	71	42,443	41,143	34,435	23,563	19,233
" Sind	50
" Madras	1	3	..	122	250	330	630	..
TOTAL	127	127	112	35	73	42,715	41,398	35,544	24,193	19,713

No. 14—continued

ARTICLES, AND COUNTRIES OF FINAL DESTINATION; ALSO SHARE OF EACH PROVINCE	QUANTITY					VALUE				
	1922-23	1923-24	1924-25	1925-26	1926-27	1922-23	1923-24	1924-25	1925-26	1926-27
						₹	₹	₹	₹	₹
Metals and Ores—continued										
Iron or Steel—continued										
Manufactures—continued										
Hoops and strips (III. E)—	Tons	Tons	Tons	Tons	Tons					
Ceylon	2	5	1,055	1,512	79
Kenya Colony	7	6	8	2,060	1,434	940
Tanganyika Territory	1	7	200	1,420
Other British Possessions	3	..	1	314	..	988	40	..
TOTAL BRITISH EMPIRE	12	11	1	1	10	3,929	3,346	1,067	240	2,360
TOTAL FOREIGN COUNTRIES	1	3	1	320	1,508	400
Share of Bengal	2	45	..	1,208
Bombay	9	6	..	4	11	2,730	1,424	100	1,743	2,700
Madras	3	5	1,154	1,312	79
TOTAL	12	11	2	4	12	3,929	3,346	1,387	1,743	2,760
Nails, screws, rivets, and washers (III. E)—	Tons	Tons	Tons	Tons	Tons					
Aden and Dependencies	9	14	12	12	7	4,800	10,850	2,215	4,988	4,268
Mesopotamia	13	3	4	..	1	5,723	1,205	2,580	..	300
Bahrain Islands	15	20	22	11	13	9,235	15,214	14,944	5,900	5,754
Straits Settlements (including Labuan)	..	2	300	3,000	..	50	..
Zanzibar and Pemba	16	28	15	17	27	10,027	14,945	9,290	10,025	11,255
Kenya Colony	4	7	11	7	17	2,535	3,910	14,970	2,504	7,985
Tanganyika Territory	1	3	3	4	6	375	1,225	1,170	1,405	2,112
Other British Possessions	3	1	1	1,427	941	652	641	940
TOTAL BRITISH EMPIRE	61	77	67	52	71	24,408	51,510	41,921	27,263	32,615
Mascat Territory and Trucial Oman	24	77	68	52	40	40,326	42,042	22,702	22,920	21,222
Other Native States in Arabia	16	21	12	12	12	11,141	12,726	7,205	5,620	6,220
Perak	17	18	29	22	12	11,840	9,764	17,641	12,100	7,504
Portuguese East Africa	3	..	2	2	2	2,225	745	573	712	400
Italian East Africa (Somaliland and Eritrea)	8	7	5	15	10	2,977	3,725	2,100	2,450	4,012
Other Foreign Countries	..	1	1	2	1	12	572	620	805	460
TOTAL FOREIGN COUNTRIES	128	124	117	106	93	78,101	71,644	68,624	51,716	40,424
Share of Bengal	100
Bombay	123	125	176	122	129	1,22,522	1,16,912	1,07,024	70,420	71,540
Sind	4	4	9	6	5	2,222	2,202	2,244	2,442	1,429
Madras	2	2	1,207	2,712	67	121	..
Borneo	12	24	20	66	..
TOTAL	129	201	184	158	164	1,22,500	1,22,164	1,10,555	79,009	72,019
Old, for re-manufacture (II D)—	Tons	Tons	Tons	Tons	Tons					
United Kingdom	..	2,445	844	502	95,023	44,209	25,022	..
Other British Possessions	..	1	4	..	185	250
TOTAL BRITISH EMPIRE	..	2,446	844	502	4	..	95,218	44,209	25,022	250

GENERAL EXPORTS

(690)

INDIAN MERCHANDISE

No. 14—continued

ARTICLES, AND COUNTRIES OF FINAL DESTINATION; ALSO SHARE OF EACH PROVINCE	QUANTITY					VALUE				
	1922-23	1923-24	1924-25	1925-26	1926-27	1922-23	1923-24	1924-25	1925-26	1926-27
Metals and Ores—continued						R	R		R	R
Iron or Steel—continued										
Manufactures—continued										
Old, for remanufacture (I.L. D)—continued	Tons	Tons	Tons	Tons	Tons					
Germany	212	10	10,909	400
Belgium	45	85	3,500	2,400
Italy	850	4,886	15,581	10,049	11,917	10,500	1,65,020	5,10,666	7,60,954	5,02,514
Mascat Territory and Trucial Oman	408	25	13,090	4,495	..
China (exclusive of Hongkong and Macao)	15	1,050
Japan	2,054	9,811	1,968	..	31,142	74,125	3,31,538	28,539	..	18,97,004
Other Foreign Countries	59	30	1,800	750
TOTAL FOREIGN COUNTRIES	2,404	14,924	17,912	10,173	43,174	84,625	5,58,517	5,52,695	7,70,249	19,02,668
Share of Bengal	2,054	10,923	7,232	14,466	39,629	74,125	6,23,530	2,63,261	5,72,141	18,01,423
" Bombay	350	386	6,569	4,499	1,355	10,500	30,020	2,16,594	1,89,560	48,353
" Sind	1,000	16,000
" Madras	1	1,937	795	301	..	185	34,110	34,640	6,650
" Burma	1,968	..	1,993	28,539	..	48,502
TOTAL	2,404	17,370	18,756	19,680	43,178	84,625	6,53,735	5,97,504	7,95,331	19,02,918
Pipes and fittings, cast (III. K)—	Tons	Tons	Tons	Tons	Tons					
Straits Settlements (including Labuan)	6	1	1,788	150
New Zealand (including Nauru and British Samoa)	93	16,394
Other British Possessions	3	5	1	..	4	946	1,550	470	2	1,257
TOTAL BRITISH EMPIRE	3	11	2	..	97	946	3,338	620	2	18,151
TOTAL FOREIGN COUNTRIES	50	30	50	110
Share of Bengal	3	10	1	..	93	606	2,438	150	..	16,394
" Bombay	1	1	1	..	4	340	650	480	52	1,367
" Madras	300	30
TOTAL	3	11	2	..	97	946	3,338	650	52	18,261
Sheets and plates (including galvanized and tinned plates) (III. K)—	Tons	Tons	Tons	Tons	Tons					
Mesopotamia	3	1,600	81
Maldives	6	4	1,440	1,600	..
Hongkong	102	74	34,287	30,000	..
Zanzibar and Pemba	1	1	3	..	1	630	614	1,050	150	301
Kenya Colony	4	1	1,270	450	200	300	..
Tanganyika Territory	8	3,857
Seychelles	1	2	..	1,130	1,000	..
Other British Possessions	6	3	1	690	258	400	550	19
TOTAL BRITISH EMPIRE	15	5	111	83	2	5,320	5,179	37,377	38,600	561
Italy	175	6,125
Mascat Territory and Trucial Oman	2	8	4	..	30	952	3,090	1,481
Persia	8	3	11	4	..	2,300	450	3,200	97
United States of America—Via Atlantic Coast	7	44	2,700	..
Other Foreign countries	2	732	240	..
TOTAL FOREIGN COUNTRIES	..	8	182	26	8	..	2,330	8,308	9,320	2,45
Share of Bengal	285	38	..	150	..	43,038	34,800	..
" Bombay	10	13	5	21	9	5,020	7,251	2,652	3,120	2,34
" Madras	5	1	150	15
" Burma	358
TOTAL	15	13	293	109	10	5,320	7,509	45,680	42,920	3,02
Sabes, Pipes and fittings, wrought (III. K)—	Tons	Tons	Tons	Tons	Tons					
Mesopotamia	4	..	1	..	1	1,074	..	85	100	41
Straits Settlements (including Labuan)	39	..	20	3,250	..	3,59
Tanganyika Territory	7	3,880
New Zealand (including Nauru and British Samoa)	33	3,21
Other British Possessions	2	..	4	350	..	1,150	310	2,01
TOTAL BRITISH EMPIRE	11	..	42	..	58	5,304	..	9,485	410	9,39
Native States in Arabia other than Mascat Territory and Trucial Oman	4	1	..	175	80	2,100	31
Other Foreign Countries	30
TOTAL FOREIGN COUNTRIES	4	1	..	175	110	2,130	31
Share of Bengal	39	..	53	350	..	3,250	..	6,31
" Bombay	11	..	3	4	6	4,954	..	1,395	2,970	2,31
" Burma	175
TOTAL	11	..	42	4	59	5,304	175	9,645	2,970	9,39

[No. 14—continued]

ARTICLES, AND COUNTRIES OF FINAL DESTINATION; ALSO SHARE OF EACH PROVINCE	QUANTITY					VALUE				
	1922-23	1923-24	1924-25	1925-26	1926-27	1922-23	1923-24	1924-25	1925-26	1926-27
	Tons	Tons	Tons	Tons	Tons	R	R	R	R	R
Iron and Steel—continued										
Iron or Steel—continued										
Manufactures—continued										
Other manufactures of Iron or Steel (III, K)—										
Aden and Dependencies . . .	6	4	6	3,400	2,010	1,601	170	..
Mesopotamia	19	..	14	..	1	2,832	..	2,530	..	200
Bahrain Islands	10	18	5	..	10	6,877	11,905	4,385	80	2,063
Maldives	1	4	1	268	..	130	1,200	100
Ceylon	1	1	1	2	..	775	525	350	571
Straits Settlements; (Includ- ing Labuan)	2	..	6	302	..	2,000
Zanzibar and Pemba	1	4	3	1	..	802	1,767	1,816	875	120
Kenya Colony	2	3	12	1	19	1,385	1,000	2,400	703	7,525
Other British Possessions	1	1	..	3	3	1,050	1,225	..	1,060	954
TOTAL BRITISH EMPIRE	40	31	48	10	42	16,614	18,672	14,069	4,400	16,038
Italy	1,102	600	33,990	12,070	..
Mascat Territory and Trucial Oman	22	39	19	5	21	10,911	26,005	12,316	2,380	4,038
Other Native States in Arabia	4	3	2,485	1,535	160	180	..
Persia	2	6	14	2	4	835	2,490	5,625	1,000	1,430
Portuguese East Africa	7	175	1,735	..	80	..
Italian East Africa (Somali- land and Eritrea)	1	3	6	200	1,300	1,350	..	150
Other Foreign Countries	7	345	200
TOTAL FOREIGN COUNTRIES	36	58	1,141	407	25	14,951	35,155	53,470	15,618	6,568
Share of Bengal	1,104	406	24	305	..	80,840	13,530	5,678
.. Bombay	67	88	80	18	35	22,327	53,604	37,668	6,638	12,353
.. Sind	228
.. Madras	1	268	..	100	40	111
.. Burma	3	1	3	1,165	223	18	..	2,865
TOTAL	76	89	1,184	417	67	31,565	53,827	72,539	20,108	21,001
Total Iron or Steel (exclud- ing ore) —	Tons	Tons	Tons	Tons	Tons					
United Kingdom	423	5,654	10,860	20,632	16,160	46,507	2,35,518	18,66,774	9,06,000	7,30,352
Aden and Dependencies	47	29	27	13	7	21,695	22,748	15,029	6,560	4,618
Mesopotamia	70	17	22	5	10	22,725	7,505	6,680	2,306	2,778
Bahrain Islands	57	61	33	12	29	32,181	59,197	24,456	6,764	11,017
Maldives	8	7	8	15	3	2,991	1,676	2,370	4,770	1,360
Ceylon	380	473	499	632	451	25,442	47,403	42,912	32,916	28,080
Straits Settlements (including Labuan)	160	553	1,112	1,023	557	12,270	49,801	64,223	52,989	31,166
Federated Malay States	80	286	165	178	..	7,191	17,808	7,088	8,181
Hongkong	500	908	1,102	599	400	34,006	67,194	97,659	50,125	18,040
Egypt*	87	8,723
Natal	822	101	347	30	..	68,966	5,080	10,331	1,650
Transvaal	15	1,500
Zanzibar and Pemba	41	54	44	31	36	19,844	24,061	19,261	17,710	14,735
Kenya Colony	45	70	41	12	49	14,705	20,524	18,325	7,179	10,958
Tanganyika Territory	15	9	15	12	22	6,010	7,062	4,415	4,720	6,367
Mauritius and Depend- encies	10	1,100
Seychelles	2	4	2	1,430	800	375	1,525	913
Canada— Pacific Atlantic Coast	309	733	14,332	32,996	..
Western Australia	700	45,533	47
South Australia (including Northern Territory)	10	47	457	..
Victoria	2,050	201	391	1,34,020	13,099	18,062	..
Tasmania	47
New South Wales	47
Australian Commonwealth (Total)	2,950	201	401	1,70,553	13,227	18,519	..
New Zealand (including Niuru and British Samoa)	1,041	3,950	3,887	3,271	2,442	60,733	3,03,999	2,69,263	1,58,984	1,45,701
Other British Possessions	1	1	50	..	47	580	800
TOTAL BRITISH EMPIRE	2,877	15,437	27,660	27,958	20,377	3,43,999	10,82,782	20,02,396	18,22,579	10,27,102

* Shown as a Foreign Country from 1923-24.

GENERAL EXPORTS

INDIAN MERCHANDISE

(692)

No. 14—continued

ARTICLES, AND COUNTRIES, OF FINAL DESTINATION; ALSO SHARE OF EACH PROVINCE	QUANTITY					VALUE				
	1922-23	1923-24	1924-25	1925-26	1926-27	1922-23	1923-24	1924-25	1925-26	1926-27
Metals and Ores—continued						R	R	R	R	R
Iron or Steel—concluded										
Manufactures—concluded										
Total Iron or Steel (excluding ing ore)—continued	Tons	Tons	Tons	Tons	Tons					
Sweden	968	43,619
Norway	32	1,129	..
Germany	1,630	11,238	2,868	12	10,909	68,151	5,24,509	1,29,086
Netherlands	212	..	42	51	1,408	1,704
Belgium	593	54	620	45,111	3,963	26,488
Italy	350	5,977	21,360	23,674	12,775	10,500	2,44,555	8,69,498	9,70,491	5,41,121
Maskat Territory and Trucial Oman	185	158	509	104	88	75,886	89,518	72,745	83,975	32,750
Other Native States in Arabia	25	32	28	24	20	15,537	19,181	13,910	12,496	9,800
Persia	31	57	85	96	71	18,173	24,637	33,426	32,579	19,147
Java	50	310	244	60	108	4,000	24,800	17,886	2,821	4,790
Slam	15	..	10	..	200	2,000	69	746	355	9,233
Philippine Islands and Guam	250	1,212	16,259	54,336	..
Formosa	400	427	34,000	31,800
China (exclusive of Hongkong and Macao)	7	260	1,905	10,689	7,216	240	19,979	1,13,524	4,85,559	3,13,285
Japan	114,565	153,827	173,634	163,188	2,65,671	87,43,938	1,05,63,936	1,15,29,707	76,57,025	1,19,68,791
Egypt*	20	766	816	1,319	34,477	36,692
Portuguese East Africa	19	14	88	727	153	6,150	4,930	10,404	26,225	8,038
Madagascar	3	1	4	325	325	1,905	..
Italian East Africa (Somali- land and Britrea)	11	25	22	46	11	5,477	11,310	3,100	14,210	4,565
United States of America— 7/4 Atlantic Coast	3,007	21,463	123,608	149,478	33,062	2,20,403	13,95,253	74,65,431	69,24,613	14,87,438
" Pacific "	2,727	5,153	6,593	7,671	..	1,80,222	3,06,076	2,96,323	3,46,306
Brazil	252	244	11,320	10,937
Argentine Republic (including the Atlantic Coast of Patagonia)	20	704	960	32,929	..
Chile (including the Pacific Coast of Patagonia)	111	45	5,331	2,156	..
Mexico	200	13,000
Hawaii	24	453	285	1,539	20,464	9,207
Other Foreign Countries	21	16	12	100	503	1,373	720	956
TOTAL FOREIGN COUNTRIES	118,615	185,692	334,314	374,547	3,32,323	91,36,516	1,26,40,492	2,06,66,576	1,71,61,393	1,50,03,543
Share of Bengal	120,607	199,947	343,397	395,720	349,114	32,25,374	1,33,92,346	3,19,47,341	1,80,30,753	1,57,90,752
" Bombay	839	1,164	7,074	4,332	1,630	2,47,401	3,31,127	4,32,609	3,31,306	1,70,533
" Sind	7	9	1,020	9	8	3,507	3,309	21,926	3,901	2,546
" Madras	11	8	3,015	1,934	402	3,026	6,263	1,61,935	1,17,122	14,951
" Burma	3	1	1,968	..	2,001	1,207	725	93,331	336	51,313
TOTAL	121,472	201,129	361,974	402,505	353,205	94,80,515	1,37,24,270	2,25,89,972	1,85,43,972	1,60,30,650
Lead—										
Fig (III. L)—	Owts.	Owts.	Owts.	Owts.	Owts.					
United Kingdom	391,633	430,323	496,960	470,143	335,212	62,31,307	83,55,114	1,24,30,343	1,14,44,271	75,92,753
Ceylon	110,155	97,053	101,042	112,023	83,044	19,34,725	19,97,549	24,03,023	23,73,043	19,93,563
Straits Settlements (including Labuan)	3,402	4,443	2,991	6,201	2,629	41,277	90,333	76,533	1,43,410	57,325
Federated Malay States	401	3,019
Hongkong	37,937	24,185	15,693	11,796	14,393	6,67,741	4,86,135	3,47,212	2,73,393	3,15,673
Natal	2,430	56,172	..
Other British Possessions	29	27	2	640	537	60
TOTAL BRITISH EMPIRE	452,256	556,734	616,699	602,593	440,274	79,26,190	1,19,36,292	1,52,57,331	1,45,95,789	99,64,319

* Shown as a Foreign Country from 1923-24.

GENERAL EXPORTS

(694)

INDIAN MERCHANDISE

No. 14—continued

ARTICLES, AND COUNTRIES OF FINAL DESTINATION; ALSO SHARE OF EACH PROVINCE	QUANTITY					VALUE				
	1922-23	1923-24	1924-25	1925-26	1926-27	1922-23	1923-24	1924-25	1925-26	1926-27
Metals and Ores—continued						R	R	R	R	R
TIN—										
Ore (II. F)—	Tons	Tons	Tons	Tons	Tons					
United Kingdom	85	32	5	..	118	62,614	64,202
Straits settlements (including Labuan)	1,690	1,857	1,644	1,854	1,692	33,62,743	38,49,100	35,22,336	40,05,779	40,74,047
TOTAL BRITISH EMPIRE	1,690	1,857	1,644	1,939	1,714	33,62,743	38,49,100	35,22,454	40,68,393	41,38,248
Slam	81	2,01,989
Share of Burma	1,690	1,857	1,644	1,939	1,795	33,62,743	38,49,100	35,22,454	40,68,393	43,40,237
Unwrought (blocks, ingots, bars, and slabs) (III. L)—	Cwts.	Cwts.	Cwts.	Cwts.	Cwts.					
United Kingdom	421	640	2,330	18,446	41,436	1,58,193
Straits Settlements (including Labuan)	441	..	45	80	..	79,200	..	4,500	8,000
TOTAL BRITISH EMPIRE	..	440	421	685	2,410	..	79,200	18,446	45,936	1,66,193
Germany	4,372	41,576
Netherlands	7,159	6,997	18,176	18,080	..
Belgium	960	1,067
Italy	23	13,000	80	32,506
Other Foreign Countries	230	100	..
TOTAL FOREIGN COUNTRIES	..	4,372	7,159	7,260	13,960	..	41,576	18,176	18,210	39,563
Share of Bengal	4,372	7,680	7,890	16,340	..	41,576	36,622	59,011	1,89,756
„ Sind
„ Burma	440	..	45	80	..	79,200	..	4,535	8,000
TOTAL	..	4,812	7,680	7,935	16,420	..	1,20,776	36,622	64,146	1,97,756
Wrought (including plates, or sheets, not tinued iron) (III. L)—	Cwts.	Cwts.	Cwts.	Cwts.	Cwts.					
United Kingdom	1	20
Ceylon	120	3,500
TOTAL BRITISH EMPIRE	..	1	120	..	20	3,500
Share of Bengal	120	3,500
„ Burma	1	20
TOTAL	..	1	120	..	20	3,500
Total Tin (excluding Ore)	Cwts.	Cwts.	Cwts.	Cwts.	Cwts.					
..	..	4,813	7,680	7,935	16,540	..	1,20,796	36,622	64,146	2,01,256
Wolfram Ore (II. F)—	Tons	Tons	Tons	Tons	Tons					
United Kingdom	385	437	890	1,337	..	3,48,939	2,34,400	6,66,752	22,51,310
Germany	120	5	105	1,280	184	66,152	4,000	49,000	8,16,500	1,41,330
Belgium	300	50	1,96,549	45,000
France	105	3	62,500	2,500
United States of America—Via Atlantic Coast	405	2,79,079	..
TOTAL FOREIGN COUNTRIES	120	5	105	2,040	237	66,152	4,000	49,000	18,67,228	1,89,880
Share of Bombay	7	6,330
„ Burma	120	390	532	2,930	1,567	66,152	3,52,939	2,33,400	20,33,980	24,34,310
TOTAL	120	390	532	2,930	1,574	66,152	3,52,939	2,33,400	20,33,980	24,40,640

No. 14—continued

ARTICLES, AND COUNTRIES OF FINAL DESTINATION; ALSO SHARE OF EACH PROVINCE	QUANTITY					VALUE				
	1922-23	1923-24	1924-25	1925-26	1926-27	1922-23	1923-24	1924-25	1925-26	1926-27
						₹	₹	₹	₹	₹
Metals and Ores—continued										
Zinc or Spelter, all sorts (III L)—	Cwts.	Cwts.	Cwts.	Cwts.	Cwts.					
United Kingdom	11,040	1,002	91	41,400	10,020	5	..	91,000
Aden and Dependencies Straits Settlements (including Labuan)	1	46	115	35	1,750	2,300
Other British Possessions	..	26	2	1	..	58	844	100	80	..
TOTAL BRITISH EMPIRE	11,041	1,074	117	1	181	41,493	12,614	2,405	80	1,02,370
Germany	92,963	20,455	270	5,48,612	1,02,020	4,921
Belgium	287,944	80,965	275,275	498,641	898,030	10,88,053	2,11,172	12,04,827	24,92,002	44,91,987
TOTAL FOREIGN COUNTRIES	287,944	80,965	268,238	519,096	898,300	10,88,053	2,11,172	15,53,499	25,94,112	44,96,918
Share of Bengal	4,464	3,720	2,652	3,096	680	25,003	27,764	27,552	24,112	5,361
" Bombay	1	49	117	..	150	35	1,929	2,499	..	4,924
" Madras	..	23	..	1	..	55	666	..	80	..
" Burma	294,520	78,247	365,565	515,000	897,651	11,04,450	2,93,422	15,25,952	21,70,000	45,29,874
TOTAL	298,988	82,039	368,865	519,097	898,481	11,29,545	2,28,786	15,55,904	25,94,192	45,99,284
Metals, unenumerated (III L)—	Cwts.	Cwts.	Cwts.	Cwts.	Cwts.					
United Kingdom	17	..	878	803	4,660	720	..	20,244	52,010	34,020
Aden and Dependencies	206	211	532	190	221	42,206	28,205	44,228	27,572	23,424
Mesopotamia	113	225	172	229	360	24,421	42,096	29,250	26,700	28,011
Bahrain Islands	166	188	428	47	22	44,712	42,565	22,264	12,200	19,960
Ceylon	384	3,226	113	3,260	1,856	18,758	1,17,810	8,800	1,49,202	68,804
Straits Settlements (including Labuan)	34	68	28	24	129	5,500	19,247	5,170	6,220	15,181
Federated Malay States	..	11	..	8	5	..	2,066	..	2,000	676
Natal	14	16	16	16	36	2,450	5,240	4,210	4,450	3,521
Zanzibar and Pemba	37	66	102	51	79	11,700	18,650	15,575	9,450	11,271
Kenya Colony	45	326	222	142	140	8,227	62,222	57,477	25,000	22,120
Tanganyika Territory	7	15	24	47	22	1,900	2,620	5,000	3,200	15,550
Anglo-Egyptian Sudan	55	28	50	29	25	14,050	5,808	10,575	4,256	4,260
Mauritius and Dependencies	155	145	119	70	120	29,242	21,545	27,575	15,221	17,120
Tasmania	14	4,100	..
Fiji Islands	..	5	22	..	1,200	2,05
Other British Possessions	..	8	6	5	12	50	450	1,150	1,025	1,700
TOTAL BRITISH EMPIRE	1,259	4,576	2,211	4,951	7,241	2,19,295	2,79,892	2,68,415	2,76,981	2,19,126
Germany	1,123	..	200	5,425	..	5,500	..	1,981
Belgium	493	1,20
Italy	4
Muscat Territory and Trucial Oman	272	277	270	121	108	69,261	59,760	55,117	27,540	20,15
Other Native States in Arabia	444	271	140	108	271	1,07,940	67,171	25,225	22,020	75,63
Persia	74	147	262	196	404	17,069	28,709	50,222	26,424	70,22
Java	4	440	2,142	1,774	324	1,000	16,520	1,20,221	68,026	11,95
Siam	123	167	111	277	459	25,425	21,248	21,002	62,227	61,17
China (exclusive of Hongkong and Macao)	..	27	159	22	1,220	5,245	900	1
Portuguese East Africa	5	16	17	12	11	275	2,150	2,225	2,075	1,42
Madagascar	12	2,200
Italian East Africa (Somal- land and Eritrea)	3	9	11	8	17	600	1,500	2,450	1,450	2,05
Somalland (French)	8	1,17
United States of America Via Atlantic Coast	4,240	20	7,42
Other Foreign Countries	..	3	2	..	5,621	70
TOTAL FOREIGN COUNTRIES	2,048	1,357	4,226	2,512	6,441	2,21,255	2,10,446	2,12,512	2,22,692	2,76,12
Share of Bengal	226	2,719	2,242	2,202	19,291	12,219	1,22,222	1,22,222	2,22,222	98,42
" Bombay	1,212	2,124	2,277	1,720	2,272	4,22,022	4,22,101	4,12,249	2,22,222	4,22,22
" Madras	14	20	16	24	512	212	7,002	12,000	6,212	26,72
" Burma	1,123	..	1	2	..	2,222	..	221	474	21
TOTAL	2,201	5,033	6,637	7,509	12,722	4,50,550	5,29,229	5,29,229	5,29,229	5,29,2

GENERAL EXPORTS

(696)

INDIAN MERCHANDISE

No. 14—continued

ARTICLES, AND COUNTRIES OF FINAL DESTINATION, ALSO SHARE OF EACH PROVINCE	QUANTITY					VALUE				
	1922-23	1923-24	1924-25	1925-26	1926-27	1922-23	1923-24	1924-25	1925-26	1926-27
Metals and Ores—continued										
Ores, unenumerated (II. F)—										
United Kingdom	Tons 1,908	Tons 7,424	Tons 4,439	Tons 700	Tons 787	₹ 1,48,155	₹ 1,88,182	₹ 1,00,273	₹ 1,51,586	₹ 45,345
Victoria Commonwealth (Total)	..	652	29,087
Other British Possessions	198
TOTAL BRITISH EMPIRE	1,908	8,076	4,439	700	787	1,48,353	2,17,219	1,00,273	1,51,586	45,345
Sweden	2,500	46,875	..
Germany	..	200	300	261	482	5	3,750	4,500	5,847	18,040
Belgium	140	4,008	90,854	1,10,243
France	50	..	2,000	..	1,000	750	..	30,000
Italy	..	20
Persia	6,690	4,580	6,000	1,26,214	85,874	1,12,500
Japan	59	393	..	556	639	1,402	4,618	..	41,704	12,734
United States of America—Via Atlantic Coast	43	9	2,328	900
Other Foreign Countries	21	350	..	20	..	12
TOTAL FOREIGN COUNTRIES	80	613	7,040	8,080	18,138	1,817	9,868	1,01,484	2,18,482	2,84,429
Share of Bengal	64	1,055	47	660	4,853	2,322	33,305	2,754	46,804	1,37,595
„ Bombay	1,733	7,584	11,350	7,940	8,930	33,430	1,24,362	2,12,583	1,46,699	1,59,632
„ Madras	139	100	32	64	..	1,14,268	67,920	76,420	57,536	..
„ Burma	3	136	142	150	1,13,979	32,547
TOTAL	1,988	8,689	11,479	8,840	18,925	1,50,170	2,26,587	2,91,757	3,65,068	3,20,774
Total Metals—										
United Kingdom	Tons 10,201	Tons 23,318	Tons 45,543	Tons 46,154	Tons 33,969	₹ 55,34,545	₹ 1,00,83,079	₹ 1,48,06,284	₹ 1,81,58,503	₹ 88,83,291
Gibraltar	6	3	1	1	1	25,358	7,370	4,990	5,025	4,875
Malta and Gozo	..	2	1	2	1	500	3,650	4,100	9,400	4,900
Palestine	1,400	..
Aden and Dependences	63	49	68	29	24	73,936	78,313	75,086	62,145	55,853
Mesopotamia	78	29	82	20	29	60,058	51,228	40,770	45,877	62,639
Bahrain Islands	68	72	63	17	33	80,654	85,739	66,280	31,624	32,217
Maldives	9	9	9	13	6	4,911	3,196	4,305	9,071	5,685
Ceylon	5,831	5,548	5,631	5,548	5,561	20,44,422	22,81,408	26,05,522	31,69,916	30,78,734
Straits Settlements (including Labuan)	307	335	1,304	1,422	820	1,26,834	3,21,285	2,60,501	4,00,171	3,59,209
Federated Malay States	..	101	285	168	200	..	18,579	18,008	17,025	48,751
Hongkong	2,400	2,117	1,388	1,189	1,121	7,06,407	5,54,765	4,46,316	3,30,088	3,35,334
Egypt*	88	13,230
Cape of Good Hope	2	185	30	8,752	2,390	2,844
Natal	10	830	112	430	45	30,989	94,367	50,079	1,11,224	55,866
Transvaal	15	1,500
Zanzibar and Pemba	47	63	55	46	45	45,171	52,491	50,801	52,942	39,408
Kenya Colony	53	91	65	27	65	33,230	95,890	33,343	53,951	69,840
Tanganyika Territory	16	13	19	17	29	11,310	16,507	13,315	19,027	30,583
Anglo-Egyptian Sudan	3	1	3	2	3	14,350	5,303	11,275	5,430	7,061
Mauritius and Dependences	35	17	16	5	15	90,917	55,248	54,220	20,991	35,919
Seychelles	2	4	2	1,760	2,730	1,375	2,705	1,513
Canada—Via Atlantic Coast	1	..	310	736	2	1,724	836	17,302	46,639	16,593
„ Pacific	2	2	1	2	1	9,490	7,042	3,263	5,421	4,603
British West India Islands	3	7	4	6	4	9,603	21,385	11,840	16,851	11,850
British Guiana	1	2	2	3	2	4,075	5,933	5,315	6,061	5,068
Western Australia	..	700	45,533	259	950	345
South Australia (including Northern Territory)	1	11	1	300	300	2,462	3,827	3,015
Victoria	1	2,051	204	392	1	4,251	1,39,850	26,197	22,700	4,445
Tasmania	1	500	47	4,150	..
New South Wales	1	1	1	1	2	3,498	2,945	2,015	10,172	8,180
Queensland	72	..	325	65
Australian Commonwealth (Total)	2	2,752	395	405	4	3,049	1,39,200	30,960	42,643	16,050
New Zealand (including Niue and Br. Samoa)	1,043	3,950	3,987	3,273	2,445	33,643	3,06,853	2,69,703	1,61,469	1,58,545
Fiji Islands	3	3	2	3	7	16,705	8,908	3,614	12,190	23,263
Other British Possessions	80	..	525	303	650
TOTAL BRITISH EMPIRE	23,335	45,312	59,608	60,372	44,434	90,38,691	1,43,51,148	1,84,58,019	1,78,01,573	133,51,254
Sweden	1	1	969	1,602	..	4,233	4,452	48,132
Norway	44	1,229	430
Denmark	3	10	25	4	..	12,373	29,174	15,288	14,390	203
Germany	1,307	2,356	9,141	25,330	26,305	4,46,379	8,52,370	3,30,739	53,78,199	99,22,243
Netherlands	508	492	52	450	135	87,562	70,623	5,749
Belgium	14,947	5,546	15,941	31,633	56,007	12,30,898	9,99,485	14,53,666	23,34,664	70,74,067

* Shown as a Foreign Country from 1923-24.

ARTICLES, AND COUNTRIES OF FINAL DESTINATION; ALSO SHARE OF EACH PROVINCE	QUANTITY					VALUE				
	1922-23.	1923-24	1924-25	1925-26	1926-27	1922-23	1923-24	1924-25	1925-26	1926-27
	Tons	Tons	Tons	Tons	Tons	Rs	Rs	Rs	Rs	Rs
Metals and Ores—continued										
<i>Total Metals—continued</i>										
France	1	138	1	17	2,501	2,894	44,062	2,060	3,104	18,545
Switzerland	405	165	550	580	1,300
Italy	351	5,978	21,361	23,376	13,423	12,440	2,46,070	2,72,275	9,72,558	576,477
Syria	..	1	1	1	1	730	3,240	9,640	5,800	3,000
Mascat Territory and Trucial Oman	155	130	528	112	95	1,69,697	1,65,378	1,32,247	71,130	58,423
Other Native States in Arabia	89	104	52	51	57	2,70,304	2,75,030	1,08,159	99,131	1,52,452
Perzia	37	66	101	103	92	49,737	56,748	94,634	72,321	92,106
Java	66	341	420	177	284	24,319	43,963	1,59,205	90,087	1,19,322
Borneo (Dutch)	11	1,240
Siam	23	10	17	23	223	22,036	37,198	27,553	67,910	94,038
Indo-China (including Cochin-China, Cambodia, Annam, Tonkin and French leased territories in China)	1	2	3,175	9,500
Philippine Islands and Guam	251	1,218	1	..	1,635	17,530	67,180	2,324
Formosa	400	427	24,000	21,800
China (exclusive of Hongkong and Macao)	2,721	4,225	4,877	11,330	7,617	9,62,323	16,84,980	12,78,401	8,24,150	5,06,718
Japan	127,261	162,955	187,753	180,362	272,233	1,31,35,273	1,41,97,202	1,79,01,410	1,31,32,741	1,47,94,399
Egypt*	..	2	21	768	813	..	8,608	8,104	42,357	47,961
Tunis	1,250	..
Portuguese East Africa	20	19	94	733	161	10,510	18,403	22,270	55,575	24,254
Madagascar	..	3	2	9	1,750	5,033	5,070	220
Italian East Africa (Somaliland and Eritrea)	12	26	23	47	13	8,027	15,612	12,600	16,730	9,705
French Somaliland	7	1,200
United States of America— Via Atlantic Coast	3,011	21,474	131,352	149,710	24,142	2,45,315	14,44,637	64,69,541	70,52,999	20,55,433
" Pacific "	1	2,730	5,161	6,611	7,576	8,112	1,06,993	2,27,245	3,66,705	2,99,902
Mexico	..	200	18,000
Dutch Guiana	1	1	..	1	..	2,400	4,596	750	2,250	1,750
Brazil	252	244	11,320	10,937
Argentine Republic (including the Atlantic Coast of Patagonia)	20	704	1,135	35,929	..
Chile (including the Pacific Coast of Patagonia)	111	45	5,331	2,158	..
Panama	1,475	..
Hawaii	1	..	24	454	206	2,704	..	2,306	26,164	14,753
Other Foreign Countries	1	..	1	400	1,103	1,100	900	930
TOTAL FOREIGN COUNTRIES	150,407	206,792	377,295	484,058	423,644	1,67,03,024	2,03,70,092	2,21,24,557	3,14,79,115	3,59,07,637
<i>Share of Bengal</i>	<i>121,119</i>	<i>201,008</i>	<i>357,543</i>	<i>332,498</i>	<i>354,049</i>	<i>96,61,134</i>	<i>1,40,22,697</i>	<i>2,22,40,724</i>	<i>1,92,26,639</i>	<i>1,74,12,263</i>
" Bombay "	1,071	1,438	7,343	5,031	1,933	11,64,205	12,22,422	13,61,022	12,51,953	12,34,650
" Sind "	7	9	1,030	9	8	3,507	3,209	21,956	3,901	2,346
" Madras "	13	15	3,018	3,919	4,717	5,745	22,212	1,74,225	2,22,612	7,54,024
" Burma "	54,538	49,634	73,977	89,023	107,311	1,59,22,123	1,92,22,594	2,62,02,778	2,24,27,444	2,92,22,312
TOTAL	176,742	252,104	435,903	494,630	468,078	2,57,26,715	3,47,21,240	5,05,92,376	4,92,80,648	4,92,18,891
Total Ores—	Tons	Tons	Tons	Tons	Tons					
United Kingdom	219,541	339,466	206,424	161,926	62,765	66,43,521	72,65,934	50,34,123	49,95,008	29,75,869
Straits Settlements (including Labuan)	1,590	1,557	1,644	1,354	1,622	33,62,743	33,49,100	25,22,326	40,05,779	40,74,047
Canada— Via Atlantic Coast	5,000	187	..	75,000
Victoria	..	652	10	29,627
Australian Commonwealth (Total)	..	652	10	29,627	187
Other British Possessions
TOTAL BRITISH EMPIRE	221,131	342,275	208,068	163,280	69,447	1,00,06,462	1,11,45,121	80,05,646	90,00,787	81,24,416
Sweden	5,500	1,850	6,000	7,350	3,650	1,65,000	49,500	1,20,000	1,92,375	1,19,500
Germany	1,650	11,982	7,655	33,565	6,507	72,330	2,91,090	2,14,265	20,91,062	3,04,376
Netherlands	21,600	12,300	3,700	6,212	12,400	4,59,000	2,23,350	1,11,000	1,24,372	4,00,000
Belgium	303,605	137,598	204,472	189,539	194,383	67,74,719	26,06,923	52,27,175	52,25,139	55,61,956
France	146,045	173,027	149,630	149,591	133,144	32,01,007	36,20,652	24,17,712	39,12,711	43,47,459
Italy	13,793	15,885	15,862	16,175	9,050	5,08,292	5,20,912	6,80,088	7,27,331	3,24,625
Mascat Territory and Trucial Oman	2,152	66,100
Perzia	6,690	4,530	6,000	1,26,214	85,874	1,12,500
Siam	81	2,02,001
Japan	6,327	1,331	250	556	21,243	1,41,424	55,763	10,500	41,714	5,20,242
Egypt*	..	750	13,375
United States of America— Via Atlantic Coast	26,320	104,851	79,829	66,696	76,319	11,92,023	35,51,704	25,79,552	21,20,437	22,84,712
TOTAL FOREIGN COUNTRIES	540,340	459,774	476,310	465,355	514,079	1,26,15,505	1,19,59,274	1,26,92,526	1,46,01,515	1,46,42,371

* Shown as a Foreign Country from 11/23/24.

GENERAL EXPORTS

(698)

INDIAN MERCHANDISE

No. 14—continued

ARTICLES, AND COUNTRIES OF FINAL DESTINATION; ALSO SHARE OF EACH PROVINCE	QUANTITY					VALUE				
	1922-23	1923-24	1924-25	1925-26	1926-27	1922-23	1923-24	1924-25	1925-26	1926-27
	Tons	Tons	Tons	Tons	Tons	R	R	R	R	R
Metals and Ores—continued										
Total Ores—continued										
Share of Bengal	365,664	382,345	326,446	270,249	306,529	22,47,527	1,01,09,974	94,65,043	82,19,380	88,05,609
" Bombay	492,815	355,293	282,366	237,231	236,113	37,73,495	75,97,227	66,76,253	72,53,669	63,59,334
" Sind	26,339	18,617	21,466	23,209	14,160	7,91,690	5,58,540	6,43,989	6,96,370	4,24,528
" Madras	59,101	34,247	45,944	42,385	23,230	12,80,205	6,36,615	7,06,043	7,83,651	3,70,608
" Burma	1,712	2,247	2,176	6,011	3,504	24,29,050	42,02,039	32,05,354	66,68,932	68,97,694
TOTAL	861,471	792,749	634,998	620,135	583,526	2,26,21,967	2,31,03,396	2,12,99,172	2,36,02,302	2,27,66,767
Total Metals and Ores—										
United Kingdom	885,742	359,234	251,977	208,080	96,734	1,21,78,066	1,73,50,018	1,93,90,407	1,81,58,511	1,28,53,660
Gibraltar	6	8	1	1	1	25,358	7,370	4,990	5,025	4,875
Malta and Gozo	2	1	2	1	500	3,650	4,100	9,400	4,500
Palestina	1,400	..
Aden and Dependencies	62	49	68	29	24	73,936	78,813	75,036	62,146	55,853
Mesopotamia	78	29	32	20	29	60,058	51,226	40,770	45,377	62,689
Bahrain Islands	68	72	68	17	33	80,654	85,739	66,230	31,624	32,217
Maldives	9	9	9	18	6	4,911	3,196	4,305	9,091	5,085
Ceylon	5,831	5,546	5,631	6,543	5,561	20,44,620	22,31,408	26,05,522	31,09,916	30,78,734
Straits Settlements (including Labuan)	1,897	2,524	2,948	3,276	2,502	34,89,577	41,70,385	37,62,837	44,05,950	44,33,316
Federated Malay States	101	285	168	200	..	13,379	18,008	17,025	48,751
Hongkong	2,400	2,117	1,888	1,189	1,121	7,06,407	5,54,765	4,46,516	3,30,068	3,35,384
Egypt*	88	13,230
Cape of Good Hope	2	185	30	3,752	2,390	2,844
Natal	10	830	112	480	45	30,989	94,367	50,079	1,11,284	55,866
Transvaal	15	1,500
Zanzibar and Pemba	47	63	55	46	45	45,171	52,491	50,801	58,042	39,408
Kenya Colony	58	91	65	27	66	38,230	95,800	88,848	53,951	69,840
Tanganyika Territory	16	13	18	17	29	11,310	16,507	18,315	19,027	30,538
Anglo-Egyptian Sudan	3	1	3	2	3	14,350	5,303	11,275	5,436	7,061
Mauritius and Dependencies	35	17	16	5	15	90,917	55,248	54,320	20,991	35,919
Seychelles	2	4	2	1,760	2,730	1,875	2,705	1,513
Canada— Vid Atlantic Coast	1	..	310	736	5,002	1,724	336	27,302	46,639	91,593
" Pacific "	2	2	1	2	1	9,490	7,042	3,263	5,421	4,903
British West India Islands	3	7	4	6	4	9,603	21,385	11,340	16,851	11,850
British Guiana	1	2	2	3	2	4,075	5,338	5,315	6,061	5,063
Western Australia	700	45,533	269	959	345
South Australia (including Northern Territory)	1	11	1	300	300	2,462	3,827	3,015
Victoria	1	2,703	214	392	1	4,251	1,68,087	26,384	22,709	4,445
Tasmania	1	500	47	4,150	..
New South Wales	1	1	1	1	2	3,498	2,945	2,015	10,172	8,180
Queensland	72	..	625	65
Australian Commonwealth (Total)	2	3,404	216	405	4	3,049	2,13,237	31,167	43,642	16,050
New Zealand (including Nauru and Br. Samoa)	1,042	3,950	3,987	3,273	2,445	33,648	3,06,353	2,69,703	1,61,469	1,58,545
Fiji Islands	3	3	2	3	7	16,705	8,968	8,614	12,190	23,263
Other British Possessions	80	..	525	808	650
TOTAL BRITISH EMPIRE	347,466	373,119	267,096	224,352	113,832	1,90,45,163	2,54,98,269	2,70,64,665	2,63,02,360	2,14,75,676
Sweden	5,500	1,650	6,001	7,351	4,619	1,66,602	49,500	1,34,233	1,96,327	1,66,632
Norway	44	100	1,229	430
Denmark	3	10	25	4	..	12,373	29,174	15,233	14,390	203
Germany	2,957	14,338	16,796	59,045	33,612	5,19,259	11,43,460	11,04,924	74,69,261	1,02,26,619
Netherlands	21,600	12,200	4,203	6,704	13,452	4,59,450	2,33,435	1,93,562	2,54,995	4,05,749
Belgium	318,552	143,144	220,413	212,213	250,392	30,55,617	46,06,413	67,45,841	82,19,323	1,25,76,033
France	146,046	173,165	149,631	149,608	185,645	33,03,901	36,65,614	34,19,772	39,15,315	48,66,004
Switzerland	405	165	550	580	1,600
Italy	19,144	21,863	37,243	39,851	22,476	5,20,792	7,76,982	15,53,766	17,00,334	9,11,102
Syria	1	1	1	..	730	3,240	9,040	5,500	3,000
Maskat Territory and Trucial Oman	155	180	2,073	112	95	1,59,597	1,56,376	2,16,347	71,130	55,425
Other Native States in Arabia Farsa	89	104	52	51	57	2,70,504	2,75,030	1,09,189	99,131	1,52,462
	37	66	6,791	4,688	6,092	40,737	56,748	2,20,843	1,59,705	2,04,606

* Shown as a Foreign Country from 1923-24.

ARTICLES, AND COUNTRIES OF FINAL DESTINATION; ALSO SHARE OF EACH PROVINCE	QUANTITY					VALUE				
	1922-23	1923-24	1924-25	1925-26	1926-27	1922-23	1923-24	1924-25	1925-26	1926-27
	Tons	Tons	Tons	Tons	Tons	R	R	R	R	R
Metals and Ores—concluded										
<i>Total Metals and Ores—</i>										
continued										
Java	66	341	420	177	234	34,319	48,063	1,59,203	60,087	1,19,623
Borneo (Dutch)	11	1,240
Siam	28	10	17	22	309	32,036	37,193	27,553	67,910	2,96,039
Indo-China (including Cochin-China, Cambodia, Annam, Tonkin and French leased territories in China)
Formosa	400	427	..	1	2	34,000	31,800	..	8,175	9,500
Philippine Islands and Guam
China (exclusive of Hong- kong and Macao)	2,721	4,225	4,377	11,380	7,617	9,62,228	16,84,980	12,78,401	6,24,150	5,06,718
Japan	132,588	164,786	188,003	180,918	229,476	1,32,76,067	1,42,82,965	1,79,11,910	1,31,75,455	1,52,71,141
Egypt*	..	752	21	768	618	..	26,883	8,104	42,267	67,901
Tunis
Portuguese East Africa	20	10	94	783	161	10,510	18,408	23,270	1,250	24,264
Madagascar	..	3	2	9	1,750	5,088	5,070	220
Italian East Africa (Somali- land and Eritrea)	13	28	28	47	18	8,027	15,612	12,000	16,720	9,705
French Somaliland
United States of America— Via Atlantic Coast	39,631	126,325	211,191	216,496	110,461	14,41,928	49,96,391	1,12,49,993	91,62,426	69,41,120
" Pacific "	1	2,730	5,161	6,611	7,678	8,113	1,96,998	3,37,746	2,66,705	2,99,902
Mexico	..	200	13,000
Dutch Guiana	1	1	..	1	..	2,400	4,398	780	2,250	1,750
Brazil	252	244	11,320	10,987
Argentine Republic (includ- ing the Atlantic Coast of Patagonia)	20	704	1,125	22,920	..
Chile (including the Pacific Coast of Patagonia)	111	45	6,231	2,156	..
Panama	1,475	..
Hawaii	1	..	24	454	206	2,794	..	2,206	26,164	24,758
Other Foreign Countries	1	..	1	400	1,108	1,000	900	980
TOTAL FOREIGN COUNTRIES	690,747	666,666	853,605	899,413	927,722	2,98,22,529	3,22,28,266	4,46,26,863	4,60,41,620	5,06,10,008
Share of Bengal	488,773	522,353	677,928	668,747	660,878	1,79,02,661	2,41,32,671	3,33,04,767	2,75,18,749	3,28,19,700
" Bombay	409,688	356,731	426,714	292,362	238,106	99,27,700	88,79,649	80,29,276	86,16,525	76,43,984
" Sind	26,296	18,626	22,486	23,218	14,163	7,96,197	5,62,349	6,65,928	7,00,171	4,37,656
" Madras	59,114	34,262	43,960	44,404	27,947	12,85,951	6,64,232	2,80,937	16,62,169	11,02,664
" Burma	56,244	61,713	76,153	95,024	110,316	1,24,51,173	2,25,25,738	2,00,09,622	3,20,96,376	2,66,90,614
TOTAL	1,038,213	1,044,685	1,121,201	1,128,766	1,051,604	4,22,62,682	5,78,24,635	7,18,91,548	7,22,22,996	7,20,25,678
Mica (II. B)—										
<i>In blocks—</i>										
United Kingdom	Cwts. 8,410	Cwts. 3,444	Cwts. 5,147	Cwts. 5,392	Cwts. 7,071	7,20,569	9,76,226	18,88,428	16,71,374	19,29,207
Canada— Via Atlantic Coast	11	42	164	90	28	5,311	22, 88	14,200	21,770	11,726
Western Australia	..	2	7	5	2,180	4,750	6,500	..
South Australia (including Northern Territory)	1	1	585	750
Victoria	8	8	9	121	40	2,178	2,430	1,480	11,036	19,800
New South Wales	5	5	7	2	26	4,275	5,878	4,900	1,800	29,960
Australian Commonwealth (Total)	14	16	23	136	66	7,023	11,233	11,000	19,336	43,766
TOTAL BRITISH EMPIRE	3,425	3,502	5,334	5,618	7,165	7,22,907	10,10,247	19,12,626	19,12,426	19,84,968
Germany	880	407	686	702	780	97,984	77,627	1,24,464	1,27,212	1,29,927
Netherlands	37	8	1	2,152	6,989	1,200
Belgium	..	8	7	4,500	3,486
France	91	153	324	429	324	64,112	79,870	1,56,440	1,95,840	1,91,466
Italy	28	16	14	29	339	11,790	8,685	7,668	16,566	40,980
China (exclusive of Hong- kong and Macao)
Japan	142	207	108	326	339	60,009	91,908	43,438	1,10,544	1,40,216
United States of America— Via Atlantic Coast	5,112	10,170	6,933	10,092	5,124	5,52,104	6,08,757	10,66,808	8,22,831	9,54,976
" Pacific "	1	387
Other Foreign Countries	..	2	7	2	800	165	40	..
TOTAL FOREIGN COUNTRIES	6,204	10,968	8,064	11,598	7,515	7,95,482	8,71,947	14,12,526	12,19,982	14,20,765
Share of Bengal	9,201	12,164	9,267	14,226	10,550	14,20,466	12,77,541	26,41,647	21,03,912	26,18,774
" Bombay	111	55	71	20	4	21,000	8,900	11,428	5,158	4,655
" Madras	327	2,251	2,260	2,970	4,727	56,594	4,96,753	7,73,092	7,24,247	9,27,619
TOTAL	9,629	14,470	12,298	17,216	15,281	15,28,280	18,82,194	34,26,164	31,32,417	34,24,448
<i>In splittings—</i>										
United Kingdom	Cwts. 14,167	Cwts. 17,140	Cwts. 22,861	Cwts. 26,247	Cwts. 27,812	15,92,447	16,13,260	26,99,006	25,70,719	28,23,741
Canada— Via Atlantic Coast	107	324	412	3,187	372	25,486	1,08,379	1,45,409	5,57,229	1,04,779
Victoria	1	2	2	33	2	60	240	300	2,350	450
New South Wales	16	858	..
Australian Commonwealth (Total)	1	2	2	49	3	60	240	300	3,203	450
Other British Possessions	20	20	15	200	..
TOTAL BRITISH EMPIRE	14,275	17,466	22,275	29,433	28,188	16,27,993	17,22,989	28,46,630	31,31,761	29,38,970

* Shown as a Foreign Country from 1922-24.

GENERAL EXPORTS

INDIAN MERCHANDISE

(700)

No. 14—continued

ARTICLES, AND COUNTRIES OF FINAL DESTINATION; ALSO SHARE OF EACH PROVINCE	QUANTITY					VALUE				
	1922-23	1923-24	1924-25	1925-26	1926-27	1922-23	1923-24	1924-25	1925-26	1926-27
	Cwts.	Cwts.	Cwts.	Cwts.	Cwts.	₹	₹	₹	₹	₹
Mica (II. B)—continued.										
In Splittings—continued.										
Sweden	102	10,200
Germany	5,257	5,242	8,201	18,696	3,421	4,31,837	2,96,499	5,09,657	8,31,404	2,21,022
Netherlands	73	792	185	11	..	8,125	59,596	7,030	800
Belgium	30	230	..	400	274	1,400	5,985	..	28,918	14,958
France	862	1,476	621	875	650	43,950	1,58,330	90,516	1,04,807	64,597
Switzerland	49	2,750	..
Italy	510	582	271	743	767	1,01,414	1,08,700	59,427	46,829	1,12,922
Japan	1,449	2,328	2,695	1,751	2,544	73,741	1,18,023	1,08,750	1,07,606	1,48,605
United States of America— Via Atlantic Coast	27,730	37,081	26,882	33,133	32,168	22,58,837	42,41,065	32,85,454	30,28,398	38,88,845
" Pacific "	94	10,487
Other Foreign Countries	9	225
TOTAL FOREIGN COUNTRIES	35,932	47,012	39,574	49,787	39,835	29,21,166	50,31,728	40,98,825	41,52,687	44,52,259
Share of Bengal	48,448	60,200	61,718	72,336	62,513	44,10,431	64,71,038	62,50,840	67,05,354	68,44,629
" Bombay	311	9	24	30	1,350	4,935	885	3,338	22,311
" Madras	1,759	3,967	7,122	6,980	5,480	1,27,378	2,78,694	5,93,590	5,75,696	5,19,289
TOTAL	50,207	64,478	63,845	79,240	68,023	45,49,159	67,54,717	69,44,455	72,84,398	73,69,220
TOTAL MICA—	Cwts.	Cwts.	Cwts.	Cwts.	Cwts.					
United Kingdom	17,577	20,584	34,008	31,639	35,484	23,13,010	25,90,076	45,68,332	44,42,093	47,57,948
Canada— Via Atlantic Coast	118	366	576	3,227	400	40,797	1,31,667	1,59,809	5,79,415	1,16,505
Western Australia	2	7	5	2,180	4,750	6,500	..
South Australia (including Northern Territory)	1	1	585	750
Victoria	9	10	11	162	43	2,233	2,670	1,750	13,835	20,250
New South Wales	5	5	7	18	26	4,275	5,873	4,800	2,653	23,980
Australian Commonwealth (Total)	15	18	25	185	69	7,093	11,473	11,300	22,533	41,210
Other British Possessions	20	15
TOTAL BRITISH EMPIRE	17,710	20,968	34,609	35,051	35,953	23,60,900	27,33,236	47,59,256	50,44,046	49,18,663
Sweden	102	10,200
Germany	6,087	5,649	8,937	18,398	4,201	5,29,321	4,74,126	6,84,121	9,53,616	3,44,959
Netherlands	73	829	143	12	..	8,125	97,748	13,939	1,500
Belgium	30	238	7	400	274	1,400	10,485	3,436	28,918	14,958
France	953	1,634	945	1,304	1,474	1,08,068	2,38,000	2,46,956	2,40,647	2,56,066
Switzerland	49	2,750	..
Italy	538	598	285	772	1,106	1,13,204	1,17,335	67,015	68,835	1,54,862
China (exclusive of Hong- Kong and Macao)	49	17,023
Japan	1,591	2,535	2,301	2,087	2,933	1,42,340	2,09,931	1,47,135	2,13,050	2,83,921
United States of America— Via Atlantic Coast	32,842	47,251	33,315	43,230	37,302	28,10,941	48,49,323	43,04,262	38,46,224	48,43,720
" Pacific "	95	10,874
Other Foreign countries	2	16	22	800	390	240	..
TOTAL FOREIGN COUNTRIES	42,136	57,980	47,938	61,405	47,351	37,16,648	59,08,675	55,11,393	53,72,769	59,22,014
Share of Bengal	57,649	72,364	71,685	86,532	73,033	53,50,926	73,48,579	63,92,237	61,05,376	63,87,403
" Bombay	111	366	30	44	34	22,350	13,835	11,650	8,496	25,366
" Madras	2,036	6,218	10,453	9,389	10,207	1,94,272	7,74,447	13,66,832	12,99,943	14,56,908
TOTAL	59,846	78,948	82,247	96,456	83,304	60,77,543	86,36,911	1,02,70,619	1,04,16,815	1,08,40,677
Monette (II. B)—	Tons	Tons	Tons	Tons	Tons					
United Kingdom	50	100	235	20,045	30,000	56,970	..
Germany	10	50	200	17,120
France	10	50
United States of America— Via Atlantic Coast	10	105	..	100	400	200	34,540	..	20,000	71,000
TOTAL FOREIGN COUNTRIES	20	155	..	100	400	400	51,660	..	20,010	71,050
Share of Madras	20	205	100	335	400	400	71,705	30,000	76,980	71,050
Oils—										
Animal (II. G)—	Gals.	Gals.	Gals.	Gals.	Gals.					
United Kingdom	1,140	502,180	215,144	18,919	274	950	3,56,890	1,76,030	17,377	330
Mesopotamia	5,600	154	3,400	301
Bahrain Islands	6,664	18,440	..	800	800	5,695	11,230	..	800	800
Maldives	3,517	5,634	1,310	7,476	6,920	2,661	4,976	1,738	7,033	5,496
Ceylon	5,877	60,436	1,130	104	..	5,801	49,864	1,185	203	..
Straits Settlements (includ- ing Labuan)	4,000	..	10	3,875	..	17
Zanzibar and Pemba	120	450	502	45	450	1,010
Other British Possessions	1,113	10	..	300	..	835	15	..	400	..
TOTAL BRITISH EMPIRE	23,031	597,200	217,394	27,599	8,650	23,312	4,23,425	1,79,030	25,823	7,937

No. 14—continued

ARTICLES, AND COUNTRIES OF FINAL DESTINATION: ALSO SHARE OF EACH PROVINCE	QUANTITY					VALUE				
	1922-23	1923-24	1924-25	1925-26	1926-27	1922-23	1923-24	1924-25	1925-26	1926-27
Oils—continued										
<i>Animal (II. G)—continued</i>	Gals.	Gals.	Gals.	Gals.	Gals.	₹	₹	₹	₹	₹
Germany	23,480	548,276	30,514	2,544	43	24,942	4,30,000	68,721	2,136	80
Netherlands	309,016	52,938	47,375	2,68,178	59,170	49,803	..
Belgium	68,642	5,998	50,349	5,998
France	2,821	..	6,200	2,321	..	12,037	..
Italy	4,844	5,480
Muscat Territory and Trucial Oman	30,745	22,426	195	10,828	1,790	23,457	16,180	210	10,432	2,428
Other Native States in Arabia	33,365	14,550	905	988	400	20,785	12,000	1,121	726	400
Persia	10,180	4,475	2,555	170	..	7,125	2,800	2,878	150	..
Other Foreign Countries	204	8	..	1	..	83	4	..	5	..
TOTAL FOREIGN COUNTRIES	97,924	1,054,714	147,949	68,086	2,223	76,302	7,70,148	1,62,255	75,780	2,942
<i>Share of Bengal</i>	43	43
<i>Bombay</i>	3,774	8,459	5,953	..	2,137	3,873	9,075	8,677	..	3,191
<i>Sind</i>	6,881	199	80	236	523	6,474	300	66	150	373
<i>Madras</i>	106,300	1,633,256	259,600	95,449	3,100	30,327	11,93,193	2,32,025	1,92,423	6,766
<i>Burma</i>	4,000	..	10	2,375	..	17
TOTAL	125,955	1,641,914	305,243	95,685	10,593	90,614	12,02,573	2,41,228	1,01,612	10,870
Essential—										
CASSIA (II. G) (a)—	Gals.	Gals.								
Aden and Dependencies	12	250
Share of Bombay	19	350
LEMONGRASS OIL (II. G)—	Gals.	Gals.	Gals.	Gals.	Gals.					
United Kingdom	7,659	7,122	12,666	12,098	9,407	1,42,640	1,37,054	1,97,668	2,61,313	1,60,468
Ceylon	1,578	263	2,894	..	410	27,615	4,700	49,649	..	7,310
Natal	402	6,422
Canada— Via Atlantic Coast	78	200	100	..	50	1,560	3,150	1,750	..	1,000
Other British Possessions	54	5	810	87
TOTAL BRITISH EMPIRE	9,315	7,639	16,067	12,098	9,867	1,71,815	1,35,774	2,55,606	2,61,313	1,77,778
Germany	3,724	4,214	6,428	6,078	6,080	70,372	70,985	1,13,791	1,15,841	1,06,798
Netherlands	814	1,762	2,018	2,321	1,232	14,515	30,454	37,090	47,267	21,148
Belgium	2,923	216	126	636	30	68,901	3,508	2,320	11,640	1,360
France	24,167	34,590	21,824	29,125	25,392	4,37,957	5,09,383	3,97,266	5,65,547	6,11,391
Spain	240	120	..	4,800	2,400	..
Italy	617	812	484	1,270	581	11,062	13,618	8,378	24,180	10,850
Japan	1,121	1,104	1,022	2,026	1,549	20,182	19,635	18,842	39,418	29,756
United States of America— Via Atlantic Coast	10,107	6,307	9,471	11,828	12,226	1,83,108	1,04,353	1,82,838	2,26,204	2,19,804
<i>Pacific</i>	544	9,722
TOTAL FOREIGN COUNTRIES	43,718	49,007	41,823	53,606	57,695	3,00,842	3,41,886	7,50,284	10,30,997	10,10,729
Share of Bombay	104	17	..	2,889	750	..
<i>Madras</i>	52,921	56,646	57,480	65,556	67,535	2,89,243	2,77,680	29,14,940	19,31,600	12,82,807
<i>Burma</i>	8	214
TOTAL	58,038	56,646	57,480	66,703	67,645	9,72,657	9,77,640	10,14,940	12,02,310	11,88,507
SANDALWOOD OIL (II. G)—	Gals.	Gals.	Gals.	Gals.	Gals.					
United Kingdom	9,867	12,044	14,331	3,104	3,167	18,29,425	21,46,615	23,44,222	4,30,333	11,63,002
Aden and Dependencies	5	1,300
Ceylon	200	517	44,800	1,29,522
Straits Settlements (including Labuan)	34	3	6,230	99	37	52	670
Federated Malay States	8	1,250
Hongkong	332	442	7	31	113	53,000	67,595	1,500	3,000	10,880
Egypt (b)	65	12,700
Kenya Colony	14	2,400	10
Anglo-Egyptian Sudan	71	492	133	205	152	14,400	54,790	21,430	32,270	22,610
Canada— Via Atlantic Coast	50	..	197	3,000	..	23,400
South Australia (including Northern Territory)	38	44	44	44	75	4,300	3,450	9,500	7,300	7,459
Australian Commonwealth (Total)	38	44	44	44	75	4,300	3,450	9,500	7,300	7,459
TOTAL BRITISH EMPIRE	10,420	13,222	15,087	3,398	3,677	19,23,185	23,22,349	25,14,290	4,84,855	12,33,031

(a) Included in "Essential oils, other sorts" from 1924-25.

(b) Shown as a Foreign Country from 1922-24.

GENERAL EXPORTS

(702)

INDIAN MERCHANDISE

No. 14--continued

ARTICLES, AND COUNTRIES OF FINAL DESTINATION; ALSO SHARE OF EACH BY PROVINCE	QUANTITY					VALUE				
	1922-23	1923-24	1924-25	1925-26	1926-27	1922-23	1923-24	1924-25	1925-26	1926-27
Oils--continued						R	R	R	R	R
Essential--continued	Gals.	Gals.	Gals.	Gals.	Gals.					
SANDALWOOD OIL (II. G)--contd.										
Germany	1,150	750	1,60,700	1,10,025
France	291	966	1,744	5,222	2,256	47,460	1,68,520	8,18,550	7,14,916	3,00,170
Spain	22	27	..	80	..	4,180	4,560	..	4,800	..
Italy	80	4,800	..
Turkey, European	14	2,520
Syria	62	36	8,900	4,600
Native States in Arabia other than Maskat Territory and Trucial Oman	10	11	2,200	1,700
China (exclusive of Hong- kong and Macao)	21	..	22	22	..	4,800	..	3,600	4,100
Japan	1,789	1,783	2,850	3,581	4,192	3,52,589	2,91,415	3,48,490	5,33,821	6,07,779
Egypt*	13	24	75	41	..	2,500	3,900	10,000	5,800
United States of America-- Via Atlantic Coast	207	71	1,838	35,936	12,220	1,70,000
Other Foreign Countries	19	..	2	960	..	500	..
TOTAL FOREIGN COUNTRIES	2,829	2,929	5,501	10,112	7,261	4,42,365	4,95,575	8,88,060	14,88,987	10,27,874
Share of Bengal	441	357	..	21	3	74,250	69,285	..	1,925	600
" Bombay	5,728	8,303	19,153	12,385	14,568	10,83,476	14,14,065	30,51,478	17,54,727	20,64,300
" Madras	6,682	7,491	1,430	1,104	1,277	12,07,804	13,44,674	3,00,872	1,67,140	1,95,605
TOTAL	12,749	16,151	20,588	13,510	15,938	23,65,530	28,17,924	38,52,350	19,23,732	22,60,405
Ginger grass oil (II. G)--	Gals.	Gals.	Gals.	Gals.	Gals.					
United Kingdom	..	187	277	145	458	..	7,880	10,410	6,894	20,095
Germany	50	126	42	106	..	2,050	4,125	1,687	3,300
Netherlands	28	..	28	1,500	..	750
France	84	140	84	14	70	5,650	6,500	3,000	562	2,718
TOTAL FOREIGN COUNTRIES	112	197	288	56	176	7,150	8,550	7,975	2,249	6,018
Share of Bombay	113	377	395	163	611	7,150	16,380	13,555	7,419	24,493
" Madras	120	33	18	4,730	1,644	1,620
TOTAL	112	377	515	201	629	7,150	16,380	18,285	9,143	26,118
PALMA ROSA OIL (II. G)--	Gals.	Gals.	Gals.	Gals.	Gals.					
United Kingdom	1,055	1,326	1,450	2,405	1,633	1,06,374	1,40,699	1,84,570	2,91,730	79,251
Hongkong	984	206	..	200	..	68,155	24,400	..	7,250
Anglo-Egyptian Sudan	8,360	2,440	3,887	3,214	..	2,43,376	1,64,287	2,03,795	1,91,167
Other British Possessions	3	60	..
TOTAL BRITISH EMPIRE	1,055	5,699	4,096	6,245	5,047	1,06,374	4,52,230	3,23,257	4,95,585	2,17,668
Germany	251	756	915	2,157	1,164	30,875	74,158	74,750	1,29,621	50,156
Netherlands	28	84	..	84	56	2,500	8,000	..	4,125	1,875
Belgium	78	5,950
France	259	1,196	629	898	684	28,690	1,18,750	87,786	53,522	26,656
Switzerland	28	2,750
Italy	139	..	139	112	..	13,750	..	7,125	4,750
Spain	17	1,500
Turkey, European	50	56	3,000	5,546
Syria	343	50	50	127	..	11,500	2,500	1,600	6,000
Native States in Arabia other than Maskat Territory and Trucial Oman	11	6	1,200	350
Egypt*	238	278	158	131	..	16,700	12,500	10,400	4,950
Japan	168	13,750
United States of America-- Via Atlantic Coast	112	501	331	322	223	10,000	48,000	30,625	27,200	9,750
Other Foreign Countries	15	350
TOTAL FOREIGN COUNTRIES	667	8,335	2,515	3,819	2,503	78,065	2,96,608	2,38,757	2,84,794	1,08,837
Share of Bombay	1,722	9,034	6,611	10,064	7,483	1,79,439	7,48,838	5,57,014	7,30,379	3,15,555
" Madras	67	3,000
TOTAL	1,722	9,034	6,611	10,064	7,550	1,79,439	7,48,838	5,57,014	7,30,379	3,21,555
THYMOL OIL (II. G)--	Gals.	Gals.	Gals.	Gals.	Gals.					
United Kingdom	136	671	780	155	..	9,740	69,692	66,476	8,301	..
Share of Bengal	92	1,500	..
" Bombay	136	260	730	63	..	9,740	22,988	66,476	6,801	..
" Madras	411	46,704
TOTAL	136	671	780	155	..	9,740	69,692	66,476	8,301	..
CITRONELLA OIL (II. G)--	Gals.	Gals.	Gals.	Gals.	Gals.					
United Kingdom	4,599	1,045	1,392	337	274	66,737	38,095	36,601	7,041	5,878
Straits Settlements (includ- ing Labuan)	4	144
TOTAL BRITISH EMPIRE	4,599	1,045	1,396	337	274	66,737	38,095	36,745	7,041	5,878
Germany	16	234
Japan	627	51	14,150	1,200
TOTAL FOREIGN COUNTRIES	..	643	51	14,384	1,200
Share of Burma	4,599	2,633	1,447	337	274	66,737	52,479	37,945	7,041	5,878

* Shown as a Foreign Country from 1923-24.

No. 14—continued

ARTICLES, AND COUNTRIES OF FINAL DESTINATION; ALSO SHARE OF EACH PROVINCE	QUANTITY					VALUE				
	1922-23	1923-24	1924-25	1925-26	1926-27	1922-23	1923-24	1924-25	1925-26	1926-27
						Rs.	Rs.	Rs.	Rs.	Rs.
<i>continued</i>										
<i>essential—continued</i>										
ROSA OIL (II. G)— United Kingdom	Gals. 349	Gals. —	Gals. —	Gals. —	Gals. —					
Egypt*	877	—	—	—	—	36,000	—	—	—	—
Anglo-Egyptian Sudan	3,343	—	—	—	—	51,653	—	—	—	—
TOTAL BRITISH EMPIRE	4,569	—	—	—	—	87,653	—	—	—	—
France	500	—	—	—	—	48,500	—	—	—	—
United States of America— Via Atlantic Coast	307	—	—	—	—	26,900	—	—	—	—
Other Foreign Countries	25	—	—	—	—	1,600	—	—	—	—
TOTAL FOREIGN COUNTRIES	832	—	—	—	—	76,000	—	—	—	—
Share of Bombay	5,401	—	—	—	—	4,49,803	—	—	—	—
CINNAMON OIL (II. G)— United Kingdom	Gals. —	Gals. 120	Gals. 44	Gals. 222	Gals. —		7,200	7,200	10,000	—
TOTAL BRITISH EMPIRE	—	120	44	222	—	—	7,200	7,200	10,000	—
Share of Bombay	—	—	44	222	—	—	—	7,200	10,000	—
“ Madras	—	120	—	—	—	—	7,200	—	—	—
TOTAL	—	120	44	222	—	—	7,200	7,200	10,000	—
Other sorts (II. G)— United Kingdom	Gals. 1,519	Gals. 1,708	Gals. 1,695	Gals. 1,214	Gals. 572	1,02,734	1,40,713	1,22,024	60,435	25,079
Straits Settlements (includ- ing Labuan)	65	103	206	—	57	1,216	5,470	2,565	—	550
Hongkong	—	0	—	—	200	—	60	—	—	1,600
Egypt*	734	—	—	—	—	18,650	—	—	—	—
Zanzibar and Pemba	248	161	42	65	—	5,395	2,000	550	1,250	—
Kenya Colony	112	304	224	167	24	2,410	4,817	4,065	2,750	400
Tanganyika Territory	182	431	241	102	77	2,400	6,375	2,800	2,310	1,840
Anglo-Egyptian Sudan	1,422	1,509	1,484	1,201	1,008	30,975	43,081	37,617	26,007	28,817
Other British Possessions	198	194	48	123	27	2,132	1,941	1,000	457	460
TOTAL BRITISH EMPIRE	4,480	4,410	3,950	2,872	2,425	1,75,962	2,05,057	1,78,411	98,799	68,446
Germany	—	56	—	—	—	—	4,500	—	—	—
France	—	11	805	22	—	—	2,400	6,900	1,109	—
Turkey, European	—	62	67	—	28	—	1,350	1,300	—	760
Syria	56	100	173	67	233	1,800	3,100	5,850	1,000	4,130
Mascat Territory and Trucial Oman	57	19	84	9	11	1,250	100	1,195	100	200
Siam	124	6	12	5	0	705	150	110	1,675	90
Egypt*	—	345	298	333	73	—	7,500	7,658	6,650	1,300
Portuguese East Africa	87	35	25	—	49	1,400	500	320	—	450
Italian East Africa (Somali- land and Eritrea)	320	—	15	—	—	1,800	—	135	—	—
United States of America— Via Atlantic Coast	12	21	224	12	44	1,450	1,500	58,906	200	10,000
Other Foreign Countries	34	67	13	13	50	740	440	160	940	800
TOTAL FOREIGN COUNTRIES	690	722	1,216	461	494	9,145	21,540	82,534	11,565	17,750
Share of Bengal	323	128	200	111	60	3,201	2,260	4,530	1,320	790
“ Bombay	3,225	3,294	4,050	2,770	2,434	30,030	93,964	1,32,004	66,774	60,177
“ Sind	—	9	—	12	—	—	50	—	200	—
E. I. Madras	1,619	1,701	916	440	373	1,01,725	1,30,333	13,321	37,550	25,179
“ Burma	—	—	—	—	2	—	—	—	—	50
TOTAL	5,170	5,132	5,166	3,333	2,919	1,85,107	2,26,597	2,90,945	1,05,364	76,190

* Shown as a Foreign Country from 1923-24.

GENERAL EXPORTS

(704)

INDIAN MERCHANDISE

No. 14—continued

ARTICLES, AND COUNTRIES OF FINAL DESTINATION; ALSO SHARE OF EACH PROVINCE	QUANTITY					VALUE				
	1922-23	1923-24	1924-25	1925-26	1926-27	1922-23	1923-24	1924-25	1925-26	1926-27
<i>Oil—continued</i>						₹	₹	₹	₹	₹
<i>Essential—concluded</i>										
<i>Total Essential Oils—</i>	<i>Gals.</i>	<i>Gals.</i>	<i>Gals.</i>	<i>Gals.</i>	<i>Gals.</i>					
United Kingdom	25,184	25,118	32,635	20,690	20,306	22,93,660	26,77,398	29,20,107	10,85,047	14,87,773
Aden and Dependencies	17	..	20	3	24	1,550	..	550	60	310
Ceylon	1,608	523	3,411	..	410	23,325	49,775	1,79,174	..	7,310
Straits Settlements (including Labuan)	99	103	210	..	60	7,496	5,569	8,546	52	1,520
Federated Malay States	8	106	..	1,250	255	..
Hongkong	382	1,432	213	31	513	53,000	1,35,310	25,900	3,000	19,630
Egypt*	1,076	83,233
Natal	56	20	423	17	..	200	220	6,722	202	..
Zanzibar and Pemba	243	161	42	65	..	5,395	2,600	550	1,250	..
Kenya Colony	112	304	234	131	24	2,410	4,317	4,065	5,150	410
Tanganyika Territory	182	431	241	102	77	3,400	6,375	3,300	2,300	1,340
Anglo-Egyptian Sudan	4,836	5,389	4,062	5,243	5,034	3,40,300	3,41,247	2,23,394	2,62,672	1,82,594
Canada—										
Via Atlantic Coast	73	200	150	..	217	1,560	3,150	9,750	..	24,400
South Australia (including Northern Territory)	33	44	44	44	75	4,300	3,450	9,500	7,300	7,450
New South Wales	1	..	5	292	..	37
Australian Commonwealth (Total)	37	44	49	..	75	5,022	3,450	9,537	..	7,459
Other British Possessions	116	163	7	..	3	930	2,316	250	..	150
TOTAL BRITISH EMPIRE	34,586	33,398	41,697	26,472	26,743	23,27,351	32,33,227	33,92,395	13,07,738	17,12,399
Germany	3,075	5,092	7,469	9,427	3,100	1,00,747	1,51,377	1,92,656	4,13,349	2,70,279
Netherlands	870	1,343	2,043	2,605	1,233	13,515	33,454	37,349	51,392	23,023
Belgium	2,023	216	214	643	80	53,901	3,503	3,330	12,020	1,360
France	25,301	36,903	24,536	35,232	33,403	5,63,257	3,95,553	3,03,492	13,35,643	9,40,931
Spain	279	27	..	150	..	10,430	4,560	..	7,200	..
Switzerland	23	2,750
Italy	617	951	434	1,439	696	11,062	27,363	3,373	23,105	15,331
Turkey, European	112	137	..	23	..	4,350	9,366	..	734
Syria	56	505	259	117	330	1,300	23,500	12,950	2,600	10,134
Wakat Territory and Trucial Oman	57	19	34	9	11	1,250	100	1,195	100	204
Other Native States in Arabia	26	20	..	11	12	3,350	1,340	..	1,200	504
Siam	143	6	12	7	6	1,505	150	110	2,075	94
China (exclusive of Hongkong and Macao)	24	..	23	23	..	4,300	..	3,600	4,10
Japan	2,920	3,467	3,599	5,607	5,741	3,72,721	3,25,200	3,75,032	5,73,039	6,37,531
Egypt*	596	595	566	245	..	26,700	24,053	27,050	10,951
Portuguese East Africa	37	35	25	..	49	1,400	500	320	..	431
Italian East Africa (Somaliland and Eritrea)	320	19	30	1,300	950	435
United States of America—										
Via Atlantic Coast	10,745	6,900	11,359	12,162	12,503	2,61,339	1,66,073	4,43,419	2,52,604	2,39,35
" Pacific "	544	9,73
Other Foreign Countries	24	53	5	6	44	390	300	60	530	65
TOTAL FOREIGN COUNTRIES	43,343	56,323	50,904	63,053	63,132	14,03,567	16,73,543	19,22,769	27,13,542	21,65,751
<i>Share of Bengal</i>	<i>764</i>	<i>433</i>	<i>200</i>	<i>224</i>	<i>63</i>	<i>77,551</i>	<i>61,646</i>	<i>4,539</i>	<i>5,255</i>	<i>1,23</i>
" Bombay	<i>16,541</i>	<i>21,263</i>	<i>31,033</i>	<i>25,639</i>	<i>25,136</i>	<i>13,12,743</i>	<i>22,96,175</i>	<i>33,73,317</i>	<i>26,75,930</i>	<i>24,67,42</i>
" Sind	<i>..</i>	<i>9</i>	<i>..</i>	<i>12</i>	<i>..</i>	<i>..</i>	<i>50</i>	<i>..</i>	<i>200</i>	<i>..</i>
" Madras	<i>61,022</i>	<i>66,389</i>	<i>52,913</i>	<i>63,363</i>	<i>69,409</i>	<i>32,79,173</i>	<i>25,06,521</i>	<i>13,33,363</i>	<i>14,97,904</i>	<i>14,13,31</i>
" Burma	<i>4,607</i>	<i>2,533</i>	<i>1,447</i>	<i>337</i>	<i>276</i>	<i>66,951</i>	<i>52,479</i>	<i>37,945</i>	<i>7,041</i>	<i>5,32</i>
TOTAL	82,934	90,719	92,601	94,525	94,875	42,36,413	49,16,770	53,15,155	40,86,330	38,78,65

* Shown as a Foreign Country from 1923-24.

No. 14—continued

ARTICLES, AND COUNTRIES OF FINAL DESTINATION; ALSO SHARE OF EACH PROVINCE	QUANTITY					VALUE				
	1922-23	1923-24	1924-25	1925-26	1926-27	1922-23	1923-24	1924-25	1925-26	1926-27
OILS—continued										
<i>Mineral—</i>										
Dangerous petroleum flashing below 72° F. including petrol, benzine and benzol (L. G.)—	Gals.	Gals.	Gals.	Gals.	Gals.	Rs.	Rs.	Rs.	Rs.	Rs.
United Kingdom	9,252,567	18,060,384	18,171,218	5,498,878	2,218,496	1,04,09,138	1,69,42,307	2,04,42,620	61,80,681	24,25,129
Mesopotamia	200	1,440	1,060	392	..	612	4,265	1,761	809
Egypt (a)	3,924,676	—	—	—	—	44,15,200	—	—	—	—
Other British Possessions	4	65
TOTAL BRITISH EMPIRE	13,177,243	18,060,588	18,172,658	6,494,838	2,219,888	1,48,24,338	1,69,43,484	2,04,46,885	61,82,442	24,26,938
Sweden	502,315	528,784	..	5,65,104	5,14,002	..
Norway	491,152	..	892,768	708,698	..	5,32,546	..	10,04,281	7,14,860	..
Netherlands	5,618,514	600,386	63,20,827	6,75,997
Mascat Territory and Trucial Oman	596	..	152	1,325	..	403	..
Persia	552	4,320	2,260	1,690	18,095	8,949	..
China (exclusives of Hongkong and Macao)	552	1,224
Japan	7
Egypt (a)	—	1,009,778	2,089,202	1,408,000	..	—	11,26,000	22,92,252	15,84,000	..
TOTAL FOREIGN COUNTRIES	6,611,985	1,611,812	2,889,288	2,645,294	552	74,38,484	18,15,512	43,00,309	21,77,809	1,224
Share of Bombay	4	64
.. Sind	1,348	5,760	3,472	944	..	4,127	17,480	6,138	2,693
.. Burma	19,789,228	18,671,048	22,058,136	2,136,760	2,218,496	2,22,62,222	1,87,54,804	2,68,99,234	91,63,293	24,25,129
TOTAL	19,789,228	16,672,400	22,058,946	6,140,232	2,219,440	2,22,62,222	1,87,55,906	2,68,97,244	91,69,431	24,27,222
Kerosene (L. G.)—	Gals.	Gals.	Gals.	Gals.	Gals.					
United Kingdom	140	..	4,380	380	1	59	..	1,848	240	1
Straits Settlements (including Labuan)	3,480	1,116	24	2,220	876	22
Seychelles	3,200	2,478
Other British Possessions	65	372	30	52	58	57	358	20	58	87
TOTAL BRITISH EMPIRE	6,888	1,488	4,410	432	83	6,921	1,234	1,867	302	80
Mascat Territory and Trucial Oman	32	524	1,204	28	24	32	491	1,064	60	30
Other Native States in Arabia	1,696	64	180	4	..	1,696	82	148	5	..
Siam	25,816	1,260	440	25,252	1,125	272
Other Foreign Countries	8	..	8	8	297	4	..	8	5	268
TOTAL FOREIGN COUNTRIES	27,052	1,868	1,832	40	321	27,035	1,608	1,592	68	316
Share of Bombay	40	122	36	24	..	40	160	66	30
.. Sind	112	772	1,236	16	4	112	737	1,094	12	22
.. Madras	1,684	168	4	52	248	1,678	164	5	63	228
.. Burma	32,144	2,376	4,220	368	180	32,221	2,001	2,220	229	127
TOTAL	33,940	3,356	6,242	472	404	34,006	2,982	2,479	870	893
Other kinds (L. G.)—	Gals.	Gals.	Gals.	Gals.	Gals.					
United Kingdom	2,116	3,056	1,061	226	1,686	2,645	5,395	678	186	687
Mesopotamia	804	460	..	21	..	2,110	690	..	150	..
Ceylon	33,928	29,595	25,775	26,698	48,220	35,454	43,628	26,277	26,069	45,248
Straits Settlements (including Labuan)	60,246	69,047	71,304	81,314	70,100	64,129	74,955	70,115	80,216	62,512
Federated Malay States	1,620	5,497
New South Wales	3,900	3,160
Australian Commonwealth (Total)	1,323	3,600	5,084	..
New Zealand (including Nauru and Br. Samoa)	3,698	..	2,728	6,818	..	12,686
Fiji Islands	717	1,778	..	1,610	..	289	158	1,889	2,568
Other British Possessions	240	200	182	738	1,610	503	289	158	1,889	2,568
TOTAL BRITISH EMPIRE	97,424	113,074	111,720	120,369	1,29,214	1,04,841	1,28,085	1,18,612	1,23,694	1,28,149
Persia	31,723	50,836	22,490	330	1,000	42,821	74,668	41,816	676	210
Siam	4,300	1,124	276	900	716	4,239	1,084	615	547	468
Portuguese East Africa	455	320	207	23	47	1,884	584	404	191	70
Other Foreign Countries	623	165	44	111	40	702	495	150	203	30
TOTAL FOREIGN COUNTRIES	37,136	52,495	24,617	1,464	1,813	49,746	76,831	42,985	1,616	816

(a) Shows as Foreign Country from 1922-24.

GENERAL EXPORTS

(706)

INDIAN MERCHANDISE

No. 14—continued

ARTICLES, AND COUNTRIES OF FINAL DESTINATION; ALSO SHARE OF EACH PROVINCE	QUANTITY					VALUE				
	1922-23	1923-24	1924-25	1925-26	1926-27	1922-23	1923-24	1924-25	1925-26	1926-27
Oils—continued										
<i>Mineral—continued</i>										
Other kinds (II. G)—continued										
Share of Bengal	3,383	2,424	3,530	1,991	3,056	6,547	3,321	12,356	7,354	16,492
" Bombay	322	335	446	257	659	3,168	593	358	676	1,143
" Sind	684	135	..	460	240	1,040	492	..	1,100	686
" Madras	100	9	303	50
" Burma	123,966	102,665	122,302	119,075	122,053	1,42,920	1,95,510	1,48,325	1,16,081	1,10,593
TOTAL	134,570	105,569	136,337	121,778	131,017	1,54,537	2,04,916	1,61,598	1,25,210	1,28,964
<i>Vegetable, non-essential— Castor (II. G)—</i>										
United Kingdom	309,402	296,261	219,122	320,647	467,215	10,02,411	8,43,302	6,53,193	8,74,989	10,30,463
Aden and Dependencies	712	1,324	235	3,564	..	1,965	4,505	625	8,456	..
Mesopotamia	5	1,634	2,432	3,334	75	22	4,925	8,632	11,351	240
Ceylon	19,486	23,495	26,257	30,820	24,016	38,159	53,623	72,159	69,773	48,638
Straits Settlements (including Lebanon)	21,131	19,546	20,048	23,169	22,223	46,315	50,189	56,527	58,190	48,934
Federated Malay States	182	246	..	144	841	450	337	..	322	2,300
Hongkong	466	456	12	1,050	1,068	30
Cape of Good Hope	3,934	2,313	1,666	2,004	1,692	9,252	6,687	5,009	4,975	2,707
Natal	37,973	44,905	41,123	51,523	32,220	85,335	1,03,760	1,13,290	1,26,517	61,774
Transvaal	3,349	1,200	4,401	7,422	3,600	9,300	..
Rhodesia	412	160	252	560	..	1,021	480	661	974
Mauritius and Dependencies	42,173	24,504	33,374	30,220	26,070	96,413	57,403	91,207	81,697	59,706
British West India Islands	1,110	2,442	3,132	4,233	642	2,532	5,600	8,306	10,524	1,217
Western Australia	14,243	25,311	17,629	16,019	4,670	29,145	60,045	47,626	40,356	7,937
South Australia (including Northern Territory)	2,637	2,412	1,912	2,847	1,499	5,800	5,731	5,608	7,495	3,051
Victoria	4,478	10,278	5,316	3,430	6,390	9,844	24,899	15,377	22,037	10,011
New South Wales	3,417	19,351	11,497	6,921	3,403	8,232	48,505	30,451	17,123	6,346
Queensland	213	1,132	213	732	137	439	3,412	731	2,409	250
Australian Commonwealth (Total)	24,933	53,534	36,557	34,999	16,104	53,460	1,44,642	99,791	89,470	37,645
New Zealand (including Nauru and B. Samoa)	42,560	64,013	35,799	72,625	24,539	1,01,752	1,77,123	1,04,573	2,01,379	47,031
Other British Possessions	430	475	696	560	205	1,035	1,329	1,957	1,445	690
TOTAL BRITISH EMPIRE	594,609	543,953	422,361	533,064	616,464	14,40,206	14,67,996	12,24,404	15,49,499	13,32,399
Norway	1,538	1,376	4,216	3,190
Denmark	1,140	3,243	..
Germany	3,300	23,531	63,679	81,141	24,016	9,900	74,968	2,35,920	2,22,343	51,457
Netherlands	19,808	55,124	..
Italy	2,200	7,700	2,200	8,000	23,375	5,000
Persia	145	1,637	..	610	3,660
Sumatra	495	232	1,521	970
Slam	457	135	..	42	..	1,260	460	..	135	..
Philippine Islands and Guam	561	1,473
Egypt*	250	1,023
Portuguese East Africa	2,511	1,637	3,669	6,619	2,037	5,705	4,325	9,675	15,125	3,341
United States of America— Via Atlantic Coast	4,419	12,705
Other Foreign Countries	413	334	234	112	149	1,031	1,009	720	470	350
TOTAL FOREIGN COUNTRIES	3,268	37,372	75,114	116,562	30,630	22,162	1,00,311	2,55,235	2,23,379	65,231
Share of Bengal	130,723	232,006	134,696	240,917	131,619	4,39,721	5,33,094	5,14,703	6,25,997	3,62,341
" Bombay	1,791	1,502	2,391	1,334	2,403	5,309	4,442	7,657	3,325	6,335
" Sind	199	124	37	112	..	500	370	350	200
" Madras	420,353	347,623	310,364	456,533	512,450	10,46,733	9,70,271	9,56,954	12,35,597	11,26,254
" Burma	300	600	4,000	2,250
TOTAL	602,377	531,330	497,475	699,526	647,114	14,62,368	15,68,307	14,79,629	13,69,569	13,97,630

* Shown as a Foreign Country from 1923-24.

No. 14—continued

ARTICLES, AND COUNTRIES OF FINAL DESTINATION; ALSO SHARE OF EACH PROVINCE	QUANTITY					VALUE				
	1922-23	1923-24	1924-25	1925-26	1926-27	1922-23	1923-24	1924-25	1925-26	1926-27
<i>Gins—continued</i>						R	R	R	R	R
<i>Vegetable, non-essential— continued</i>										
Coconut (II. G)—	Gals.	Gals.	Gals.	Gals.	Gals.					
United Kingdom	854,050	81,929	64,368	62,487	82,013	3,54,180	3,00,464	1,59,268	1,57,046	1,06,657
Aden and Dependencies	3,249	1,759	1,272	389	760	10,327	15,124	3,040	1,370	2,030
Mesopotamia	2,340	2,827	1,181	1,877	1,339	5,624	8,555	3,024	6,731	3,480
Bahrain Islands	1,948	89	253	112	288	3,757	370	750	370	630
Ceylon	2	316	1,544	978	..	6	1,335	7,756	6,207
Federated Malay States	216	1,170
Cape of Good Hope	2,450	1,009	137	6,300	3,752	484
Natal	13,455	6,821	2,655	1,353	433	37,335	20,302	8,525	4,325	2,221
Anglo-Egyptian Sudan	464	645	543	542	364	1,455	2,510	2,250	1,820	1,325
Mauritius and Dependencies	124	175	606	660	1,105	3,310
Canada—										
Via Atlantic Coast	31,507	3,801	73,767	9,005
Victoria	7,735	1,206	240	119	..	21,179	3,018	618	397	..
Australian Commonwealth (Total)	7,735	1,206	240	119	..	21,179	3,018	618	397	..
Other British Possessions	302	99	250	207	75	633	852	1,006	695	348
TOTAL BRITISH EMPIRE	417,500	102,937	71,849	68,755	87,126	10,21,465	2,62,084	1,80,852	1,31,416	2,10,723
Sweden	18,061	1,206	1,050	39,127	3,016	3,025
Norway	72,045	1,80,114
Germany	58,921	2,454	1,212	2,393	20,588	1,20,914	5,521	2,728	7,265	50,596
Netherlands	33,611	17,990	10,530	40,305	55,942	87,100	50,225	46,387	1,00,668	1,31,639
Belgium	24,008	54,900
Italy	2,390	245	10,336	5,976	610	23,561
Mascat Territory and Trucial Oman	5,947	2,377	5,818	3,674	2,206	14,635	3,166	14,337	6,423	6,360
Other Native States in Arabia	6,630	3,135	2,723	1,231	2,071	15,403	10,803	7,530	4,784	6,537
Persia	5,118	575	2,642	1,707	377	11,820	1,822	7,965	5,340	2,900
China (exclusive of Hong- kong and Macao)	1,898	5,076
Italian East Africa (Somali- land and Eritrea)	397	773	90	1,140	1,700	300
United States of America—										
Via Atlantic Coast	190,535	39,906	15,714	7,240	9,667	4,70,340	39,962	33,351	16,124	22,143
" Pacific "	3,612	7,324
Argentine Republic (includ- ing the Atlantic Coast of Patagonia)	1,223	2,414	2,331	2,444	6,034	5,952
Other Foreign Countries	279	266	37	93	39	923	694	116	412	125
TOTAL FOREIGN COUNTRIES	416,743	71,651	53,985	57,388	1,06,433	9,99,524	1,78,005	1,34,667	1,46,634	2,34,254
Share of Bengal	15,053	7,325	6,237	1,533	243	41,323	22,267	14,669	5,930	715
" Bombay	11,721	12,615	5,317	5,131	4,343	36,723	40,911	16,351	19,191	17,371
" Sind	1,217	1,345	3,035	1,923	1,923	3,354	4,620	6,608	6,625	5,963
" Madras	306,247	152,333	1,12,061	117,452	133,433	19,40,100	3,71,808	2,73,143	2,97,193	4,40,908
" Burma	15	14	675	30
TOTAL	834,243	174,588	125,834	126,143	193,559	20,20,989	4,40,939	3,15,519	3,38,049	4,70,977
Cotton seed (II. G)—	Gals.	Gals.	Gals.	Gals.	Gals.					
TOTAL BRITISH EMPIRE	3	24	..	32	..	26	33	..	68	..
TOTAL FOREIGN COUNTRIES	2	2

GENERAL EXPORTS

(708)

INDIAN MERCHANDISE

No. 14—continued

ARTICLES, AND COUNTRIES OF FINAL DESTINATION; ALSO SHARE OF EACH PROVINCE	QUANTITY					VALUE				
	1922-23	1923-24	1924-25	1925-26	1926-27	1922-23	1923-24	1924-25	1925-26	1926-27
Oils— continued						R	R	R	R	R
<i>Vegetable, non-essential— continued</i>	Gals.	Gals.	Gals.	Gals.	Gals.					
<i>Cotton seed (II. G)—continued</i>										
<i>Share of Burma</i>	8	34	9	33	..	26	38	2	63	..
Groundnut (II. G)—	Gals.	Gals.	Gals.	Gals.	Gals.					
<i>Mesopotamia</i>	1,650	..	400	..	225	5,358	..	800	..	450
<i>Bahrain Islands</i>	225	765	135	94	1,232	450	1,980	270	225	3,300
<i>Ceylon</i>	11,708	19,243	14,884	18,572	20,951	29,498	50,418	38,881	49,803	59,356
<i>Straits Settlements (including Labuan)</i>	558	1,072	1,104	20,452	1,672	1,395	2,040	3,841	50,143	3,680
<i>Natal</i>	773	2,170	1,643	3,100	12,390	9,394
<i>Mauritius and Dependencies</i>	14,860	26,120	12,544	125,894	16,067	41,150	95,584	32,257	3,82,539	43,320
<i>Other British Possessions</i>	12	123	128	161	146	44	238	521	425	408
TOTAL BRITISH EMPIRE	29,781	49,493	30,887	165,173	40,343	80,995	1,62,650	85,964	4,82,635	1,04,514
Market Territory and Trucial Oman	6,957	8,775	2,790	9,342	..	18,914	7,550	5,580	18,072	..
Other Native States in Arabia	18,495	4,150	4,033	90	900	26,990	8,300	9,210	180	4,500
Persia	2,550	..	36	45	..	5,100	..	75	90	..
Other Foreign Countries	93	64	100	404	20	306	155	261	989	32
TOTAL FOREIGN COUNTRIES	28,095	7,989	6,964	9,881	920	46,310	16,005	15,126	19,331	4,532
Share of Bengal	10,290	12,083	11,149	13,031	312	23,160	39,942	34,644	60,024	560
.. Bombay	6,236	16,331	4,103	24,852	13,219	19,798	63,062	10,322	82,070	41,030
.. Sind	411	1,125
.. Madras	35,347	23,933	21,533	27,833	22,752	77,932	69,330	52,329	67,400	35,016
.. Burma	23	130	1,023	104,433	4,930	300	771	3,795	2,92,272	14,452
TOTAL	52,876	57,482	37,801	175,054	41,263	1,27,305	1,78,655	1,01,090	5,01,966	1,11,046
Linseed (II. G)—	Gals.	Gals.	Gals.	Gals.	Gals.					
<i>United Kingdom</i>	..	14,472	..	2	7	..	16,060	..	10	23
<i>Mesopotamia</i>	1,033	1,903	1,499	2,835	6,350	4,073
<i>Ceylon</i>	5,526	5,955	2,743	5,240	3,126	26,222	20,690	8,332	16,621	7,937
<i>Straits Settlements (including Labuan)</i>	1,211	19,110	30,211	31,649	19,325	4,634	64,062	98,962	1,01,854	54,067
<i>Federated Malay States</i>	..	450	720	1,234	1,750	2,395	4,316	..
<i>Hongkong</i>	..	11,373	7,935	7,920	1,250	..	36,767	20,873	24,067	2,612
<i>Natal</i>	500	..	117	..	36	1,750	..	380	..	116
<i>Kenya Colony</i>	590	..	62	2,500	..	200
<i>Mauritius and Dependencies</i>	260	500	1,608	750	1,550	1,240	2,010	5,777	3,000	7,000
<i>Victoria</i>	2,960	5,495	3,329	5,400	6,000	10,360	16,435	10,600	16,200	16,250
<i>New South Wales</i>	240	1,400	825	4,200
<i>Australian Commonwealth (Total)</i>	3,200	6,895	3,329	5,400	6,000	11,185	20,835	10,600	16,200	16,250

No. 14—continued

ARTICLES, AND COUNTRIES OF FINAL DESTINATION; ALSO SHARE OF EACH PROVINCE	QUANTITY					VALUE				
	1922-23	1923-24	1924-25	1925-26	1926-27	1922-23	1923-24	1924-25	1925-26	1926-27
						₹	₹	₹	₹	₹
Oils—continued										
<i>Vegetable, non-essential— continued</i>										
Linseed (II. G)—continued	Gals.	Gals.	Gals.	Gals.	Gals.					
Other British Possessions	142	159	..	92	65	485	516	..	390	200
TOTAL BRITISH EMPIRE	11,429	58,914	46,868	54,255	32,638	48,066	1,02,540	1,50,260	1,72,808	92,483
Java	75	848	15	148	87	300	2,544	57	803	317
Sum	..	1,350	5,392	2,921	4,337	18,304	9,998	..
Philippine Islands and Guam	18,545	28,938	24,806	16,282	8,300	57,783	71,814	70,039	40,039	10,275
China (exclusive of Hong- kong and Macao)	245	8,305	4,240	500	..	858	27,112	22,054	1,450	..
United States of America— Via Pacific Coast	440	1,820	..
Other Foreign Countries	484	772	159	162	21	1,082	2,411	515	616	96
TOTAL FOREIGN COUNTRIES	19,299	35,213	34,612	20,458	8,408	59,978	1,08,268	1,16,960	62,762	10,688
Share of Bengal	29,293	92,618	80,451	72,468	39,346	1,02,319	2,02,058	2,04,836	2,22,101	1,02,354
" Bombay	1,409	454	1,024	1,764	2,014	6,325	1,540	2,708	5,968	16,797
" Madras	29	25	6	125	210	120
" Burma	538	1,524	..
TOTAL	30,728	94,127	81,475	74,708	41,246	1,08,639	2,70,308	2,07,829	2,25,691	1,12,171
Mustard or rape (II. G)—	Gals.	Gals.	Gals.	Gals.	Gals.					
United Kingdom	4,211	1,038	2,103	2,251	1,691	10,407	8,224	7,188	7,375	8,768
Mesopotamia	420	3,576	2,493	2,789	2,393	1,430	10,006	8,491	12,556	7,020
Bahrain Islands	556	672	254	627	817	1,066	1,868	818	1,768	814
Ceylon	781	1,948	732	1,112	1,094	2,034	3,645	1,920	3,401	3,268
Straits Settlements (includ- ing Labuan)	10,168	8,562	9,635	10,578	10,533	29,221	21,180	23,078	21,201	20,476
Hongkong	667	1,362	864	1,294	1,148	1,722	2,292	2,475	3,721	3,715
Natal	84,743	111,573	131,435	123,947	75,603	2,32,109	2,52,729	2,32,073	2,26,605	2,02,662
Kenya Colony	558	492	419	423	766	1,409	1,251	1,142	1,412	2,420
Mauritius and Dependencies	265,735	271,243	239,644	226,725	134,566	7,47,754	7,20,905	7,02,789	6,45,209	3,89,671
British West India Islands	5,596	5,158	4,216	6,344	3,090	16,568	12,984	12,508	12,788	8,977
British Guiana	141	6,981	11,223	6,776	5,704	436	17,329	27,247	18,784	14,804
South Australia (including Northern Territory)	29	90
New South Wales	2,543	7,545	3,675	3,000	2,112	7,207	21,319	23,104	24,750	7,330
Australian Commonwealth (Total)	2,543	7,545	3,675	3,000	2,112	7,207	21,319	23,104	24,750	7,420
Fiji Islands	42,860	46,966	47,778	45,357	44,468	1,27,639	1,25,543	1,40,175	1,23,154	1,24,251
Other British Possessions	159	124	110	324	408	733	495	315	344	1,508
TOTAL BRITISH EMPIRE	419,183	466,300	509,645	487,658	282,957	11,62,514	12,14,270	12,62,208	12,23,089	7,92,210
Mascat Territory and Trucial Oman	908	1,205	356	1,222	522	2,320	3,364	2,040	2,775	1,220
Persia	2,209	1,615	966	336	619	6,636	4,614	2,911	1,148	1,738
Siam	169	449	314	372	363	540	1,264	831	925	1,165
China (exclusive of Hongkong and Macao)	557	577	374	549	453	1,555	1,475	1,100	1,762	1,625

GENERAL EXPORTS

(710)

INDIAN MERCHANDISE

No. 14—continued

ARTICLES, AND COUNTRIES OF FINAL DESTINATION; ALSO SHARE OF EACH PROVINCE	QUANTITY					VALUE				
	1922-23	1923-24	1924-25	1925-26	1926-27	1922-23	1923-24	1924-25	1925-26	1926-27
Oils—continued						B	B	B	B	B
<i>Vegetable, non-essential—continued</i>										
Mustard or rape (II. G)—continued	Gals.	Gals.	Gals.	Gals.	Gals.					
United States of America—										
Via Atlantic Coast	2,940	63	5,669	150
" Pacific "	59	125
Dutch Guiana	350	100	199	354	181	1,043	300	580	1,062	385
Other Foreign Countries	334	416	259	218	321	935	1,522	792	623	1,012
TOTAL FOREIGN COUNTRIES	7,492	4,421	2,958	3,112	2,479	18,748	12,764	8,254	8,317	7,205
<i>Share of Bengal</i>	<i>418,757</i>	<i>469,324</i>	<i>506,706</i>	<i>433,479</i>	<i>381,276</i>	<i>11,77,242</i>	<i>11,36,123</i>	<i>13,73,115</i>	<i>12,24,257</i>	<i>7,36,753</i>
" Bombay	3,056	3,516	3,703	4,396	3,287	9,320	34,127	12,222	16,033	10,314
" Sind	4,323	2,331	2,152	2,395	1,373	13,354	7,779	5,980	6,067	4,543
" Madras	3	..	11	16	..	25
" Burma	34	..	32	120	..	120
TOTAL	426,675	470,721	512,604	440,770	286,436	12,01,262	12,37,034	13,01,462	12,46,406	8,00,515
Sesamum (oil or jinjili) (II. G)	Gals.	Gals.	Gals.	Gals.	Gals.					
United Kingdom	390	302	67	43	19	1,279	981	205	160	85
Aden and Dependencies	529	558	463	562	380	1,035	1,756	1,458	2,000	1,180
Mesopotamia	90	1,954	67	217	385	225	4,940	280	659	1,160
Bahrain Islands	2,339	2,949	1,434	1,416	2,304	6,637	9,592	5,245	4,162	7,405
Ceylon	2,699	2,770	3,533	6,235	6,914	8,333	8,322	11,913	18,960	20,167
Straits Settlements (including Labuan)	1,933	1,022	543	2,792	1,390	5,604	2,508	1,599	8,320	5,355
Cape of Good Hope	621	2,065
Natal	1,371	544	2,200	2,125	1,072	3,714	1,637	6,360	6,700	2,993
Tanganyika Territory	1,367	19	1,244	5,450	60	4,000
Mauritius and Dependencies	23,476	13,633	2,309	22,433	80	54,267	41,515	9,060	43,797	3,300
Other British Possessions	559	473	193	270	90	1,512	1,158	573	1,002	361
TOTAL BRITISH EMPIRE	35,303	24,904	12,611	36,137	12,634	83,106	74,534	41,173	85,730	39,031
<i>Maskat Territory and Trucial Oman</i>	<i>52,319</i>	<i>39,625</i>	<i>43,643</i>	<i>43,205</i>	<i>45,333</i>	<i>1,23,390</i>	<i>90,700</i>	<i>1,03,575</i>	<i>1,09,710</i>	<i>1,11,064</i>
Other Native States in Arabia	324	2,776	2,324	3,335	3,647	2,410	10,371	8,052	12,647	7,395
Persia	337	659	432	492	83	2,357	1,724	1,407	1,312	269
Java	70	47	47	400	..	252	136	135	1,032
Italian East Africa (Somaliland and Britton)	2,666	123	135	308	54	11,965	250	336	619	130
Other Foreign Countries	436	302	412	298	415	994	1,037	1,132	743	1,109
TOTAL FOREIGN COUNTRIES	57,532	43,560	47,493	43,235	49,337	1,46,016	1,04,334	1,19,687	1,25,366	1,20,929
<i>Share of Bengal</i>	<i>49</i>	<i>370</i>	<i>96</i>	<i>1,333</i>	<i>403</i>	<i>144</i>	<i>1,130</i>	<i>234</i>	<i>4,116</i>	<i>1,033</i>
" Bombay	30,320	60,033	51,307	70,033	49,007	2,01,673	1,54,177	1,34,247	1,67,636	1,22,630
" Sind	4,653	3,304	3,433	4,749	3,334	12,033	11,331	10,602	14,777	10,721
" Madras	7,366	4,154	4,701	3,237	3,200	20,137	11,920	15,555	24,273	25,319
" Burma	2	63	47	120	72	20	250	177	225	147
TOTAL	92,890	68,484	60,104	84,422	61,971	2,34,122	1,79,368	1,60,365	2,11,096	1,59,900
Other sorts (II. G)	Gals.	Gals.	Gals.	Gals.	Gals.					
United Kingdom	492	305	1,394	717	1,566	3,916	4,117	3,452	10,742	9,559
Mesopotamia	762	1,207	..
Maldives	168	1,131	100	2,167
Ceylon	3,132	3,971	10,920	10,345	12,363	19,679	19,299	22,757	23,333	25,203
Straits Settlements (including Labuan)	3,731	6,702	3,337	5,219	7,121	8,575	13,020	7,331	12,190	15,542
Natal	406	433	155	395	80	1,126	3,135	495	2,777	375
Mauritius and Dependencies	46	1,367	8	2,350	..	135	6,000	100	4,750	..
Fiji Islands	31	921	..	130	3,600	..
Other British Possessions	112	23	..	32	107	275	137	..	167	1,339
TOTAL BRITISH EMPIRE	12,950	13,361	16,314	21,903	22,423	33,736	43,753	39,635	59,416	54,240

No. 14—continued

ARTICLES, AND COUNTRIES OF FINAL DESTINATION; ALSO SHARE OF EACH PROVINCE	QUANTITY					VALUE				
	1922-23	1923-24	1924-25	1925-26	1926-27	1922-23	1923-24	1924-25	1925-26	1926-27
<i>Oils—continued</i>										
<i>Vegetable, non-essential— continued</i>										
Other ports (ILG)—continued	Gals.	Gals.	Gals.	Gals.	Gals.					
Germany	56	240	532	—	606	700	810	2,528	..	2,543
Belgium	29	101	891	1,473
France	492	1,148
Philippine Islands and Guam	450	..	490	..	476	2,080	..	2,000	..	1,736
United States of America—										
Via Atlantic Coast	112	10	12,032	2,045	53	12,560
" Pacific "	48	50	..
Other Foreign Countries	8	300	..	30	27	180	456	..	180	284
TOTAL FOREIGN COUNTRIES	630	1,032	1,012	115	13,242	6,005	2,444	2,528	634	13,503
Share of Bengal	1,017	2,925	1,635	1,557	1,466	11,141	18,145	9,077	9,833	11,046
" Bombay	129	1,391	1	3,703	133	415	6,125	160	6,497	665
" Sind	19	64	..
" Madras	12,026	15,077	15,476	16,753	34,076	22,015	21,232	24,379	42,707	61,207
" Burma	408	..	257	229	..	1,068
TOTAL	13,580	19,893	17,326	22,024	35,605	39,791	51,202	45,161	60,101	72,538
<i>Total Vegetable, non- essential—</i>	Gals.	Gals.	Gals.	Gals.	Gals.					
United Kingdom	758,549	394,839	237,182	336,209	552,501	12,74,209	10,68,212	8,32,617	10,50,781	12,42,560
Aden and Dependencies	4,577	6,660	1,975	4,518	1,152	12,852	21,445	6,022	11,634	8,810
Mesopotamia	4,505	10,141	7,641	12,387	5,966	12,650	20,802	24,002	28,354	16,398
Bahrain Islands	5,105	4,475	2,076	2,260	4,191	12,600	12,808	7,078	6,520	12,439
Maldives	179	151	135	442	1,202	546	328	411	1,006	2,775
Ceylon	48,329	61,793	59,435	75,904	69,447	1,22,825	1,56,008	1,57,552	1,59,007	1,60,891
Straits Settlements (including Labuan)	38,782	56,031	65,449	94,019	62,314	95,794	1,58,689	1,95,324	2,52,478	1,57,054
Federated Malay States	822	787	720	1,072	1,816	827	2,274	2,895	5,412	4,477
British Borneo	175	150	251	118	..	547	802	755	1,000
Hongkong	1,133	13,191	7,899	9,274	2,412	2,332	41,128	22,258	27,788	6,502
Egypt*	262	607
Cape of Good Hope	6,434	3,992	1,840	2,124	1,829	15,561	11,704	5,408	6,255	3,047
Natal	129,221	166,501	179,327	179,848	100,446	2,65,419	4,02,002	4,71,022	4,66,924	2,71,047
Transvaal	49	3,249	1,200	4,400	..	150	7,422	3,600	9,800	..
Rhodesia	412	160	262	800	..	1,021	480	661	974
Kenya Colony	1,530	814	656	817	843	5,506	2,014	2,375	2,406	2,858
Tanganyika Territory	1,867	19	1,406	5,450	60	4,750
Anglo-Egyptian Sudan	464	692	543	542	399	1,455	2,710	2,250	1,230	1,275
Mauritius and Dependencies	246,005	327,017	340,621	400,102	178,941	9,40,964	9,28,422	9,32,740	11,55,067	4,88,307
Canada—										
Via Atlantic Coast	31,507	3,601	78,767	9,005
British West India Islands	6,706	7,600	7,348	10,642	8,732	19,095	10,584	20,809	20,312	10,194
British Guiana	141	6,931	11,228	6,755	5,704	485	17,829	27,247	18,809	14,804
Western Australia	14,248	25,311	17,629	16,019	4,670	29,145	60,045	47,625	40,356	7,987
South Australia (including Northern Territory)	2,637	2,412	1,912	2,347	1,523	5,800	5,781	5,506	7,405	3,141
Victoria	15,178	16,979	8,835	14,007	12,390	41,338	46,397	26,592	28,002	26,261
New South Wales	6,216	25,296	20,172	14,929	5,521	14,918	74,024	58,555	41,898	13,976
Tasmania	213	1,182	213	740	143	429	2,412	721	2,519	550
Australian Commonwealth (Total)	32,422	74,189	42,511	42,548	24,267	92,855	1,29,459	1,29,110	1,29,866	81,016
New Zealand (including Nauru and Br. Samoa)	42,560	64,013	35,799	72,025	24,599	1,01,752	1,77,123	1,04,976	2,01,379	47,081
Fiji Islands	42,891	46,716	47,778	46,278	44,476	1,27,809	1,25,698	1,40,175	1,41,754	1,24,917
Other British Possessions	518	520	572	131	197	1,205	1,280	1,015	470	925
TOTAL BRITISH EMPIRE	1,520,768	1,265,441	1,109,931	1,287,033	1,095,903	23,95,164	22,92,770	21,05,601	27,09,656	26,24,709
Sweden	18,061	1,208	1,050	39,127	2,016	2,025
Norway	73,633	1,276	1,34,330	3,100
Denmark	1,140	2,248	..
Germany	62,277	31,275	70,423	84,034	45,134	1,31,514	81,299	2,41,174	2,20,108	1,04,667
Netherlands	33,611	17,990	19,530	60,112	55,942	87,100	50,225	46,887	1,55,352	1,31,639
Belgium	24,006	29	101	54,999	891	1,473
France	267	492	..	4	..	672	1,143	..	11	..
Italy	500	4,500	7,945	12,536	..	1,157	12,978	23,78	551

* Shown as a Foreign Country from 1923-24.

GENERAL EXPORTS

(712)

INDIAN MERCHANDISE

No. 14—continued

ARTICLES, AND COUNTRIES OF FINAL DESTINATION; ALSO SHARE OF EACH PROVINCE	QUANTITY					VALUE				
	1922-23	1923-24	1924-25	1925-26	1926-27	1922-23	1923-24	1924-25	1925-26	1926-27
<i>Oils—continued</i>										
<i>Vegetable, non-essential— concluded</i>						R	R	R	R	R
<i>Total Vegetable, non- essential—continued</i>	Gals.	Gals.	Gals.	Gals.	Gals.					
Mascat Territory and Trucial Oman	66,644	47,508	52,616	57,491	49,205	1,59,329	1,09,852	1,30,452	1,40,036	1,19,894
Other Native States in Arabia	21,099	10,145	9,851	5,880	6,167	45,178	30,129	25,842	18,101	18,508
Persia	10,714	3,014	4,196	2,680	3,216	25,968	8,850	12,834	7,899	6,476
Sumatra	352	651	362	80	..	905	1,989	1,210	260	..
Java	161	1,320	189	323	651	504	3,849	578	868	2,103
Siam	719	2,125	5,912	3,909	487	2,101	6,616	19,784	12,507	1,406
Philippine Islands and Guam	18,995	23,038	25,236	16,232	9,337	60,863	71,814	79,089	49,039	23,484
China (exclusive of Hong- kong and Macao)	843	8,892	6,502	1,065	455	2,603	28,687	28,229	3,278	1,525
Egypt*	—	712	..	103	53	—	2,643	..	345	107
Portuguese East Africa	3,360	1,773	3,301	6,766	2,162	7,994	5,353	10,072	15,709	3,422
Madagascar	398	199	48	341	..	1,180	510	60	911
Italian East Africa (Somali- land and Eritrea)	3,058	906	225	308	54	13,055	1,950	635	819	130
United States of America— Via Atlantic Coast	193,603	44,325	15,714	7,250	21,762	4,78,589	1,02,667	38,381	18,179	34,858
.. Pacific	59	..	486	3,612	..	125	..	1,370	7,324
Dutch Guiana	890	110	199	354	181	1,168	830	580	1,062	385
Argentine Republic (includ- ing the Atlantic Coast of Patagonia)	1,223	2,414	2,331	2,444	6,034	5,052
Other Foreign Countries	93	224	184	51	103	810	624	436	209	381
TOTAL FOREIGN COUNTRIES	533,109	201,238	222,140	255,746	211,474	12,98,738	5,22,631	6,55,516	6,33,486	4,90,467
<i>Share of Bengal</i>	<i>655,192</i>	<i>303,156</i>	<i>789,540</i>	<i>769,242</i>	<i>454,555</i>	<i>17,70,349</i>	<i>21,24,764</i>	<i>22,11,721</i>	<i>21,57,357</i>	<i>11,66,762</i>
.. Bombay	106,163	101,267	63,253	111,467	76,546	3,79,093	3,09,334	1,36,104	3,01,367	2,06,392
.. Sind	11,104	3,229	3,314	2,341	7,607	30,561	24,790	26,758	27,893	21,433
.. Madras	1,231,373	543,740	464,135	626,368	764,007	31,13,313	14,55,729	13,31,335	16,68,170	17,14,420
.. Burma	548	237	1,330	105,971	5,552	636	1,734	5,149	2,98,354	16,349
TOTAL	2,053,877	1,466,679	1,332,121	1,622,779	1,367,377	51,93,902	39,16,401	37,61,117	44,53,141	31,25,167
<i>Total Oils—</i>	<i>Gals.</i>	<i>Gals.</i>	<i>Gals.</i>	<i>Gals.</i>	<i>Gals.</i>					
United Kingdom	10,089,696	15,985,576	18,711,620	5,920,331	2,793,264	1,45,30,661	2,10,51,702	2,43,74,100	33,34,290	51,36,680
Aden and Dependencies	5,527	6,868	2,017	4,679	1,265	16,152	21,714	6,603	12,194	3,320
Mesopotamia	10,909	10,857	9,105	13,468	6,515	18,169	31,704	23,461	40,735	17,713
Bahrain Islands	11,769	22,915	2,033	3,219	5,431	18,355	25,038	7,323	7,745	14,175
Maldives	3,839	6,188	1,377	3,243	9,270	3,620	5,738	2,279	3,984	9,077
Ceylon	89,737	162,347	99,755	110,723	118,235	1,93,405	2,99,175	3,73,093	2,26,027	2,13,506
Straits Settlements (includ- ing Labuan)	106,707	126,297	136,973	175,333	132,493	1,74,624	2,40,089	2,74,502	3,42,346	2,22,109
Federated Malay States	330	737	2,340	1,773	1,346	2,077	2,274	7,862	5,667	4,477
British Borneo	175	150	251	118	..	547	502	755	1,060
Hongkong	1,465	14,623	3,112	9,305	2,926	55,332	1,76,953	49,253	30,733	23,232
Egypt*	3,923,614	—	—	—	—	44,99,100	—	—	—	—
Cape of Good Hope	6,434	3,993	1,340	2,124	1,339	15,561	11,704	5,603	5,255	3,047
Natal	139,277	166,521	179,790	179,865	109,446	3,65,619	4,03,223	4,77,820	4,67,126	2,71,047
Transvaal	49	3,349	1,300	4,400	..	150	7,422	3,600	9,200	..
Rhodesia	412	160	252	560	..	1,021	430	661	974
Zanzibar and Pemba	529	941	363	106	831	5,775	9,380	1,425	1,400	2,203
Kenya Colony	2,112	1,143	1,100	1,353	1,034	3,554	6,855	6,452	3,030	3,535
Tanganyika Territory	3,049	450	1,647	142	77	3,350	6,435	3,350	2,350	1,340
Anglo-Egyptian Sudan	5,300	6,031	4,605	5,735	..	341,755	3,43,957	2,25,644	2,64,492	1,33,969
Mauritius and Dependencies	346,605	337,917	340,621	409,102	173,941	6,40,964	9,33,422	9,32,740	11,65,067	4,33,307
Reynolds	3,297	208	52	90	24	3,725	1,200	140	320	35
Canada— Via Atlantic Coast	31,535	3,301	130	..	217	30,327	12,155	24,400
British West India Islands	6,706	7,600	7,343	10,642	7,732	19,095	19,584	20,809	20,312	10,194

* Shown as a Foreign Country from 1923-24.

ARTICLES, AND COUNTRIES OF FINAL DESTINATION; ALSO SHARE OF EACH PROVINCE	QUANTITY					VALUE				
	1922-23	1923-24	1924-25	1925-26	1926-27	1922-23	1923-24	1924-25	1925-26	1926-27
Oils—concluded										
Total Oils—continued	Gals.	Gals.	Gals.	Gals.	Gals.	Rs.	Rs.	Rs.	Rs.	Rs.
British Guiana	141	6,921	11,238	6,735	5,704	435	17,829	27,247	18,800	14,804
Western Australia	14,243	25,311	17,639	16,019	4,670	29,145	60,045	47,639	40,356	7,987
South Australia (including Northern Territory)	2,675	2,456	1,956	2,591	1,603	10,600	14,231	16,106	15,295	10,600
Victoria	15,173	16,979	8,985	14,007	12,390	41,383	46,297	26,592	28,602	26,221
New South Wales	6,217	28,296	20,177	14,929	9,121	17,210	74,024	56,643	41,858	16,636
Queensland	213	1,182	213	740	148	439	3,412	731	2,510	550
Australian Commonwealth (Total)	33,521	74,224	43,360	48,526	27,932	93,777	1,93,109	1,48,697	1,33,666	67,374
New Zealand (including Nauru and Br. Samoa)	42,560	64,067	35,709	73,958	24,580	1,01,752	1,77,033	1,04,576	2,06,418	47,081
Fiji Islands	42,024	47,468	49,553	46,278	43,174	1,28,389	1,28,577	1,46,003	1,41,784	1,47,603
Other British Possessions	268	804
TOTAL BRITISH EMPIRE	14,864,050	17,061,684	19,658,360	7,036,843	3,479,361	2,16,32,487	2,41,28,223	2,72,44,511	1,14,60,594	60,00,760
Sweden	520,736	1,246	..	623,784	1,050	6,04,681	3,046	..	5,94,842	2,625
Norway	564,785	1,276	892,766	706,030	..	7,26,876	2,190	10,04,361	7,04,265	..
Denmark	1,140	2,246	..
Germany	89,732	584,648	153,406	97,025	52,327	2,57,103	6,53,572	5,22,561	6,40,846	2,74,045
Netherlands	5,652,995	1,019,740	74,514	110,092	57,230	61,26,442	10,22,854	1,42,406	2,56,547	1,54,662
Belgium	26,934	63,858	6,212	672	181	1,08,900	50,237	14,322	12,411	2,843
France	25,568	39,716	24,536	40,466	38,403	5,68,929	8,90,022	6,08,492	12,47,006	9,40,035
Spain	279	27	..	150	..	10,480	4,860	..	7,200	..
Switzerland	28	2,750
Italy	617	1,451	9,913	9,224	19,232	11,063	23,529	27,804	60,090	44,181
Turkey, European	112	137	..	28	..	4,350	9,366	..	750
Syria	56	505	259	154	360	1,800	23,500	12,950	2,810	10,130
Maskat Territory and Tru- cial Oman	97,478	71,068	54,143	68,545	50,030	1,84,068	1,23,448	1,39,071	1,01,210	1,21,607
Other Native States in Arabia	56,186	24,919	19,916	6,313	6,579	71,004	44,561	26,621	20,030	19,506
Persia	62,579	58,985	34,574	5,374	4,222	76,269	82,868	70,368	12,22-	8,809
Sumatra	352	651	362	802	..	905	1,920	1,210	260	..
Java	173	1,320	189	323	651	530	3,849	573	968	2,108
Siam	30,478	4,515	7,240	4,816	1,189	23,298	8,975	20,531	15,129	1,961
Philippine Islands and Guam	18,995	23,933	25,225	16,232	9,337	60,863	71,314	79,039	49,039	22,484
China (exclusive of Hong- kong and Macao)	943	8,906	6,502	1,037	1,029	2,603	23,397	28,229	6,878	6,349
Japan	3,217	3,691	2,733	5,621	5,849	3,78,077	3,25,324	3,75,518	5,73,123	6,37,916
Egypt*	1,011,086	2,989,797	1,403,609	298	..	11,65,343	29,86,911	16,11,895	11,117
Portuguese East Africa	3,936	2,123	4,033	6,859	2,106	11,226	6,437	10,796	15,900	3,972
Madagascar	200	408	199	43	335	75	1,184	510	60	1,561
Italian East Africa (Somal- land and Eritrea)	3,373	925	255	308	54	14,855	2,910	1,120	810	180
United States of America— Via Atlantic Coast	204,343	51,230	27,073	19,466	34,305	7,39,978	2,05,755	4,51,800	2,70,513	2,74,242
" Pacific "	59	..	456	4,156	..	125	..	1,370	17,616
Dutch Guiana	390	110	199	354	131	1,163	230	560	1,062	235
Argentine Republic (includ- ing the Atlantic Coast of Patagonia)	1,223	2,414	2,331	2,444	6,064	5,992
Other Foreign Countries	76	221	231	205
TOTAL FOREIGN COUNTRIES.	7,355,554	2,978,953	4,333,730	3,033,023	284,515	1,02,92,922	48,74,363	71,65,417	64,57,100	26,61,524
Slaves of Bengal	659,344	311,075	792,270	771,457	483,737	13,54,447	21,94,620	22,28,506	21,69,966	11,34,703
" Bombay	131,409	131,273	105,270	137,429	103,302	21,03,932	26,15,322	40,76,016	23,78,027	26,67,091
" Sind	13,331	10,892	15,390	13,427	9,313	33,737	30,496	46,278	35,524	25,087
" Madras	1,455,379	2,243,533	333,555	799,332	341,342	54,74,649	51,65,692	30,56,778	32,67,569	31,25,704
" Burma	19,959,491	16,338,964	12,193,205	8,369,511	2,246,507	2,25,09,544	1,90,06,523	2,60,03,550	95,75,503	26,53,620
TOTAL	22,220,504	20,040,537	23,992,090	10,075,466	3,763,866	3,19,31,409	2,90,02,588	3,44,09,928	1,79,28,694	95,71,224

* Shown as a Foreign Country from 1923-24.

GENERAL EXPORTS

(714)

INDIAN MERCHANDISE

No. 14—continued

ARTICLES, AND COUNTRIES OF FINAL DESTINATION; ALSO SHARE OF EACH PROVINCE	QUANTITY					VALUE				
	1922-23	1923-24	1924-25	1925-26	1926-27	1922-23	1923-24	1924-25	1925-26	1926-27
Oilseeds—										
Castor cake (LI. H)—	Tons	Tons	Tons	Tons	Tons	Rs	Rs	Rs	Rs	Rs
Ceylon	952	1,107	1,400	1,107	153	83,997	1,04,291	1,17,899	99,819	33,912
Straits Settlements (including Labuan)	7	105	700	11,112	..
Other British Possessions	3	700
TOTAL BRITISH EMPIRE	952	1,107	1,410	1,212	153	83,997	1,04,291	1,18,999	1,10,931	33,912
TOTAL FOREIGN COUNTRIES	6	50	..	6
Share of Bengal	10	1,400
" Bombay	142	55	15,210	8,980
" Madras	810	1,051	1,400	1,212	153	68,787	95,317	1,17,649	1,10,931	33,912
TOTAL	952	1,107	1,410	1,212	153	83,997	1,04,297	1,18,049	1,10,931	33,912
Coconut cake (Punee) (LI. H)—	Tons	Tons	Tons	Tons	Tons					
United Kingdom	100	692	183	15,004	81,071	18,974
Ceylon	16	3	20	2,061	312	1,600
Other British Possessions	5	5	..	723	537	..
TOTAL BRITISH EMPIRE	121	695	183	5	20	17,788	81,383	18,974	537	1,600
Germany	50	..	159	843	332	26,811	..	17,561	1,32,746	28,014
Belgium	765	845	975	2,216	1,555	84,130	91,839	95,450	2,40,108	1,44,011
Japan	950	..	36	84,780
Other Foreign Countries	6	1,050
TOTAL FOREIGN COUNTRIES	821	845	1,134	3,059	2,837	1,11,991	91,925	1,13,011	3,72,854	2,58,805
Share of Bengal	11	1,350
" Bombay	6	950	72
" Sind	21	3	909	2,216	1,302	2,754	312	91,026	2,40,118	1,65,325
" Madras	915	1,526	403	843	105	1,26,075	1,71,574	40,959	1,32,273	8,406
" Burma	950	84,780
TOTAL	942	1,540	1,817	3,054	2,857	1,29,779	1,73,308	1,31,985	3,73,391	2,58,405
Cotton cake (LI. H)—	Tons	Tons	Tons	Tons	Tons					
United Kingdom	1,033	1,507	3,464	2,746	1,550	1,20,496	1,75,505	3,86,249	2,80,078	1,52,476
Ceylon	6	320	..
Straits Settlements (including Labuan)	200	32,000	..
New South Wales	49	5,700
Australian Commonwealth (Total)	49	5,700
TOTAL	1,033	1,507	3,464	2,952	1,599	1,20,496	1,75,505	3,86,249	3,12,398	1,58,176
Germany	2,396	100	726	2,720	1,050	3,08,920	12,872	86,180	2,25,406	93,739
Belgium	320	29,514
Japan	567	..	101	2,812	..	67,960	12	9,150	2,78,217
TOTAL FOREIGN COUNTRIES	2,396	667	726	2,821	4,182	3,08,920	80,832	86,192	2,34,556	4,01,575
Share of Bengal	496	55,143
" Bombay	791	99	6	1,15,497	19,004	690
" Sind	370	33,951
" Burma	2,633	2,075	3,688	5,773	5,411	3,13,919	3,44,133	4,16,353	6,06,954	5,25,800
TOTAL	3,420	2,174	4,190	5,773	5,781	4,29,416	2,56,137	4,72,391	6,06,954	5,59,751

No. 14—continued

ARTICLES, AND COUNTRIES OF FINAL DESTINATION; ALSO SHARE OF EACH PROVINCE	QUANTITY					VALUE				
	1922-23	1923-24	1924-25	1925-26	1926-27	1923-23	1923-24	1924-25	1925-26	1926-27
Oilcakes—continued						₹	₹	₹	₹	₹
Groundnut cake (II. H)—	Tons	Tons	Tons	Tons	Tons					
United Kingdom	46,777	42,568	56,583	43,114	68,418	48,18,238	38,69,477	57,84,405	39,53,129	47,44,107
Ceylon	18,487	13,938	14,534	24,562	32,199	14,78,588	16,22,659	15,54,179	28,14,501	26,57,913
Straits Settlements (including Labuan)	598	889	677	758	2,071	75,605	1,14,534	62,658	76,746	1,06,088
British Borneo	12	1,200
Hongkong	15	50	1,376	625
Mauritius and Dependencies	7,020	22
Other British Possessions	5	479
TOTAL BRITISH EMPIRE	69,827	57,395	71,764	68,534	92,765	63,70,804	54,03,670	73,71,242	68,52,296	86,09,381
Germany	2,461	5,707	19,907	9,237	23,918	2,72,876	7,61,268	27,45,414	9,18,026	23,55,478
Netherlands	..	199	1,083	1,644	4,740	2	61,042	1,99,055	2,44,810	5,98,184
Belgium	..	2	805	3,520	1,911	..	247	1,26,495	5,34,501	2,61,885
France	404	1,05,894	5	..
Italy	1	120
Java	700	1,500	807	80,199	1,81,610	92,028	..	2
Indo-China (including Cochin-China, Cambodia, Annam, Tonkin and French leased territories in China)	86	..	27	3,588	..	2,040
China (exclusive of Hongkong and Macao)	102	112	1,278	9,584	3,060	79,244
Japan	371	564	141	1,200	2,071	44,198	68,587	12,067	22,006	1,65,988
United States of America— Via Atlantic Coast	10	19	1,200	2,638
TOTAL FOREIGN COUNTRIES	3,548	7,991	22,285	14,713	28,940	3,98,090	10,78,440	32,96,026	17,23,037	29,59,721
Share of Bengal	2,116	796	1,671	644	1,816	2,24,110	20,811	1,74,251	74,052	2,11,100
" Bombay	3,927	11,343	20,185	18,604	35,379	5,68,602	17,19,394	33,13,488	25,66,368	49,61,764
" Madras	16,529	14,873	20,927	14,985	24,750	19,56,144	16,30,717	24,14,377	16,00,089	23,70,468
" Burma	41,788	38,069	39,268	51,014	66,750	49,10,938	32,01,182	47,66,161	43,37,930	49,14,786
TOTAL	64,370	65,386	96,049	83,247	126,695	67,68,894	66,79,110	1,06,67,267	86,75,323	1,21,62,102
Linseed cake (II. H)—	Tons	Tons	Tons	Tons	Tons					
United Kingdom	9,503	13,668	12,862	14,236	20,937	14,15,244	18,90,561	20,00,918	21,19,467	26,06,946
Ceylon	56	3	8	11	24	5,000	489	1,774	1,224	4,949
Straits Settlements (including Labuan)	3	21	24	..	20	485	3,252	4,567
Hongkong	50	51	50	10,500	8,595	10,000
Natal	10	4,000
South Australia (including Northern Territory)	68	7,289
Victoria	101	12,272
New South Wales	2,027	2,16,327
Australias Commonwealth (Total)	2,196	2,30,088
Other British Possessions	1	150
TOTAL BRITISH EMPIRE	9,620	13,723	12,923	14,268	29,191	14,23,594	18,99,674	21,03,077	21,24,693	28,52,839

GENERAL EXPORTS

(716)

INDIAN MERCHANDISE

No. 14—continued

ARTICLES, AND COUNTRIES OF FINAL DESTINATION; ALSO SHARE OF EACH PROVINCE	QUANTITY					VALUE				
	1922-23	1923-24	1924-25	1925-26	1926-27	1922-23	1923-24	1924-25	1925-26	1926-27
Oilseeds—continued						R	R	R	R	R
<i>Linseed cake (II. H)—contd.</i>	Tons	Tons	Tons	Tons	Tons					
Germany	100	..	29	125	1,627	18,986	..	5,780	20,000	1,82,216
Netherlands	1,375	3,854	9,849	2,37,802	5,97,528	13,05,099
Belgium	1,488	1,785	1,077	1,792	846	2,09,668	2,08,374	1,68,421	2,68,354	1,17,009
France	100	16,000
Italy	1	180
United States of America— Via Atlantic Coast	8	1,120
„ Pacific „	42	..
TOTAL FOREIGN COUNTRIES	1,692	1,785	2,481	5,771	12,922	2,40,899	2,08,374	4,06,963	8,85,934	16,04,824
Share of Bengal	5,918	7,985	7,790	9,073	13,144	8,30,751	10,85,178	10,92,675	12,83,097	17,37,216
„ Bombay	5,394	7,513	8,614	10,966	28,389	3,43,742	10,22,870	14,16,355	17,22,440	37,19,948
TOTAL	11,312	15,508	16,404	20,039	41,513	16,74,498	21,08,048	25,10,030	30,10,537	54,57,163
Rare and sesamum cake (II. H)—	Tons	Tons	Tons	Tons	Tons					
United Kingdom	472	1,347	1,225	787	26	58,477	1,41,193	1,47,415	1,28,350	4,911
Ceylon	17,243	18,845	17,260	18,546	18,059	30,80,335	31,16,780	25,70,216	25,89,007	31,06,222
Straits Settlements (including Labuan)	2	57	15	11	..	346	7,190	1,750	1,015
Mauritius and Dependencies	9	4,275	..
Other British Possessions	119
TOTAL BRITISH EMPIRE	17,715	20,194	18,542	19,357	18,096	30,83,812	32,58,438	27,24,821	27,23,382	31,12,149
Germany	15	6	316	22	12	2,244	975	52,895	2,922	852
Belgium	8	52	960	8,500
Persia	7	17	..	1,050	7	..	3,200	..
China (exclusive of Hong-kong and Macao)	200	18,000
Japan	44,281	35,519	49,198	45,445	35,536	40,10,788	60,51,379	41,81,061	39,51,356	30,84,379
TOTAL FOREIGN COUNTRIES	44,808	65,533	49,766	45,485	35,548	40,14,082	60,53,321	42,59,956	39,57,478	30,85,281
Share of Bengal	48,469	66,213	49,871	46,730	35,990	41,68,122	61,44,965	48,63,811	39,82,359	31,37,470
„ Bombay	16	31	625	796	66	1,761	4,700	1,03,342	1,34,995	12,291
„ Sind	7	398	379	13	7	1,050	30,236	36,176	1,260	730
„ Madras	16,055	18,199	19,915	18,861	17,581	23,72,941	30,25,403	25,23,344	25,56,483	30,46,858
„ Burma	471	986	618	48	..	53,980	1,06,455	58,104	4,773	..
TOTAL	62,018	85,727	69,398	65,842	53,644	70,97,894	93,11,759	69,84,777	66,80,860	61,97,371
Others (II. H)—	Tons	Tons	Tons	Tons	Tons					
United Kingdom	3,792	3,599	5,137	1,675	1,046	5,58,459	4,15,674	7,76,642	1,86,802	1,15,411
Ceylon	3,506	1,559	1,698	3,325	1,691	3,93,625	2,13,730	2,01,048	13,23,314	2,39,604
Straits Settlements (including Labuan)	674	905	793	693	870	74,397	98,085	85,237	77,292	89,224
Federated Malay States	4	22	71	4	..	554	2,550	5,761
Other British Possessions	5	..	12	571
TOTAL BRITISH EMPIRE	7,972	6,068	7,632	11,315	3,683	10,26,484	7,27,501	10,63,531	15,89,958	4,59,581
Germany	99	52	133	329	775	9,535	7,658	19,131	33,777	89,871
Belgium	54	136	7,990	18,790	..
Sumatra	25	..	15	2,450	..	1,500
Japan	455	249	254	351	30	37,615	21,629	18,273	23,240
United States of America— Via Atlantic Coast	32	..	223	534	..	4,419	..	37,756	58,191
Other Foreign Countries	2	1	..	13	..	325	90	..
TOTAL FOREIGN COUNTRIES	124	539	453	945	1,660	12,023	49,692	50,575	1,13,636	1,76,301
Share of Bengal	2,377	2,067	2,676	5,399	1,336	2,28,127	2,37,206	3,00,236	6,19,296	1,32,951
„ Bombay	5,493	3,777	4,913	6,408	3,410	7,61,121	4,44,056	7,46,634	10,43,339	3,24,904
„ Madras	326	653	496	349	1,097	39,211	85,560	67,136	40,871	1,19,331
„ Burma	100	..	4	..	43	10,371	..	433	..
TOTAL	8,096	6,602	8,085	12,160	5,343	10,38,512	7,77,193	11,14,106	17,03,644	6,26,691

No. 14—continued

ARTICLES, AND COUNTRIES OF FINAL DESTINATION; ALSO SHARE OF EACH PROVINCE	QUANTITY					VALUE				
	1922-23	1923-24	1924-25	1925-26	1926-27	1922-23	1923-24	1924-25	1925-26	1926-27
<i>Oilseeds—continued</i>										
Total Oilseeds—	Tons	Tons	Tons	Tons	Tons	₹	₹	₹	₹	₹
United Kingdom	61,677	63,381	80,424	62,558	87,977	69,79,017	65,70,431	91,54,303	65,07,826	86,34,855
Ceylon	35,210	35,455	34,900	53,057	52,156	49,01,203	50,55,290	44,44,816	63,38,345	69,24,200
Straits Settlements (including Labuan)	1,272	1,700	1,537	1,792	2,976	1,50,002	2,12,995	1,76,320	2,02,152	2,03,124
Federated Malay States	4	27	71	4	72	554	3,077	5,767
British Borneo	12	..	20	1,200
Hongkong	65	51	50	..	51	11,875	8,595	10,000	..	732
Natal	10	4,000
Mauritius and Dependencies	109	12,195	22
South Australia (including Northern Territory)	68	7,409
Victoria	101	12,372
New South Wales	2,031	2,22,433
Australian Commonwealth (Total)	2,250	2,42,264
Other British Possessions	6	..	3	..	4	878	39	700	10	468
TOTAL BRITISH EMPIRE	98,240	100,633	116,916	117,543	145,497	1,21,36,975	1,18,50,468	1,37,84,893	1,37,14,105	1,60,02,642
Foreign Countries										
Germany	5,121	5,865	21,270	13,276	27,709	6,33,872	7,32,578	29,26,361	13,97,877	29,00,222
Netherlands	199	2,458	5,498	14,589	15	61,043	4,26,857	3,42,343	19,00,233
Belgium	2,248	2,841	2,963	7,966	4,633	2,93,793	3,01,470	4,01,656	10,01,843	5,52,410
France	100	..	404	16,000	6	1,05,594	5	..
Perak	7	17	..	1,050	7	..	3,200	..
Sumatra	25	..	15	2,450	..	1,500
Java	700	1,500	808	80,109	1,81,610	92,058	..	2
Indo-China (including Cochin-China, Cambodia, Annam, Tonkin and French leased territories in China)	30	..	27	3,368	..	2,940
China (exclusive of Hongkong and Macao)	302	112	1,278	27,584	3,000	79,244
Japan	14,652	67,105	49,533	47,001	41,720	40,55,011	62,25,577	42,15,769	40,00,784	36,39,659
United States of America— Via Atlantic Coast	18	51	..	223	534	2,320	7,105	50	37,759	32,301
" Pacific "	42	..
Other Foreign Countries	8	..	1	1	..	1,300	..	200	90	..
TOTAL FOREIGN COUNTRIES	52,879	77,361	77,845	73,794	90,480	50,86,010	75,59,390	82,12,712	73,47,545	91,82,970
TOTAL	151,119	178,044	194,763	191,337	235,976	1,72,22,985	1,94,09,858	2,19,97,605	2,10,61,650	2,52,75,612
Oil-cloth and Floor-cloth (III. V) (a)—	Sq. yards	Sq. yards								
TOTAL BRITISH EMPIRE	219	1,740				695	1,000			
Share of Bombay	195	1,740				600	1,000			
" Madras "	24	..				95	..			
TOTAL	219	1,740				695	1,000			
Opium (III. C)—	Chests— Cwts.	Chests— Cwts.	Chests— Cwts.	Chests— Cwts.	Chests— Cwts.					
British Borneo	165—242	179—251	75—133	23—53	26—52	6,25,250	7,55,475	3,00,000	1,52,000	1,44,000
Zanzibar and Pemba	761	1,200	750	750
TOTAL BRITISH EMPIRE	165—242	179—251	75—133	23—53	26—52	6,25,250	7,56,236	3,01,200	1,52,750	1,44,750

(a) Included in "All other articles—manufactured" from 1924-25.

GENERAL EXPORTS

(718)

INDIAN MERCHANDISE

No. 14—continued

ARTICLES AND COUNTRIES OF FINAL DESTINATION; ALSO SHARE OF EACH PROVINCE	QUANTITY					VALUE				
	1922-23	1923-24	1924-25	1925-26	1926-27	1922-23	1923-24	1924-25	1925-26	1926-27
	Chests=cwts.	Chests=cwts.	Chests=cwts.	Chests=cwts.	Chests=cwts.	₹	₹	₹	₹	₹
Opium (III. C)—continued										
Percala	383=478	395=495	495=1,066	18,73,000	18,71,968	24,93,430
Java	1,350=1,999	900=1,317	300=433	1,400=2,051	1,500=2,198	53,99,200	36,00,000	12,00,000	56,00,000	60,00,000
Siam	1,450=2,124	1,600=2,345	1,300=1,995	1,500=2,199	1,400=2,051	39,25,000	64,00,000	52,00,000	60,00,000	56,00,000
Indo-China (including Cochin-China, Cambodia, Annam, Tonkin and French leased territories in China)	2,075=3,043	2,710=4,117	1,145=1,673	1,545=2,265	2,360=3,450	95,80,958	1,24,49,100	53,03,925	70,15,740	94,40,000
Macao	570=835	245=360	26,19,800	11,24,068
Japan	100=146	100=146	50=73	125=183	..	4,53,175	4,30,025	2,25,000	5,68,975	..
TOTAL FOREIGN COUNTRIES	5,923=8,606	5,951=8,731	3,290=5,100	4,570=6,698	5,260=7,703	2,38,51,733	2,58,75,161	1,44,22,355	1,91,34,715	2,10,40,000
Share of Bengal	6,094=8,343	6,130=9,042	3,365=5,263	4,608=6,754	5,296=7,760	2,44,87,333	2,66,30,836	1,47,23,355	1,93,35,715	2,11,84,000
" Bombay	761	1,200	750	750
TOTAL	6,094=8,343	6,130=9,042	3,365=5,263	4,608=6,754	5,296=7,760	2,44,87,333	2,66,31,307	1,47,23,555	1,93,37,465	2,11,84,750
Paints and Painters' Materials—										
PAINTS AND COLOURS—										
Graphite (III. E)—	Cwts.	Cwts.	Cwts.	Cwts.	Cwts.					
United Kingdom	3	..	87	72	200	45	..	4,000	5,250	1,435
Other British Possessions	2	..	2	1	..	37	..	80	250	..
TOTAL BRITISH EMPIRE	5	..	89	73	200	82	..	4,080	5,500	1,435
TOTAL FOREIGN COUNTRIES	3	..	110	125	..	825
Share of Bengal	3	20	45	499
" Bombay	2	1	..	37	250	..
" Madras	89	72	4,080	5,250	..
" Burma	3	..	290	125	..	1,360
TOTAL	5	..	92	73	310	82	..	4,205	5,500	2,260
Other sorts (III. E)—	Cwts.	Cwts.	Cwts.	Cwts.	Cwts.					
United Kingdom	2,752	6,058	12,045	10,139	9,253	29,860	59,629	1,24,451	1,03,762	37,983
Aden and Dependencies	66	126	55	62	81	19,410	28,303	10,025	13,290	21,729
Mesopotamia	4	..	3	5	28	48	..	240	1,226	1,217
Maldives	139	16	24	2,520	130	439
Ceylon	217	239	311	322	387	8,272	9,238	6,126	8,371	12,198
Straits Settlements (including Labuan)	1,106	1,338	2,141	1,351	1,272	21,165	27,212	49,263	20,737	19,392
Federated Malay States	50	35	1,378	1,246	..
Hongkong	12	82	1,224	12	1,335
Mauritius and Dependencies	5	4	1	11	1	163	40	110	1,200	45
Canada—										
Via Atlantic Coast	200	1,800
" Pacific "	80	80	400	720	720
Victoria	100	1,000
New South Wales	159	200	200	1,719	2,000	2,000
Australian Commonwealth (Total)	259	200	200	2,719	2,000	2,000
Other British Possessions	20	36	102	9	8	535	394	1,750	195	350
TOTAL BRITISH EMPIRE	4,182	7,801	15,156	12,230	11,616	80,677	1,25,323	1,98,982	1,52,927	1,49,768
Germany	419	300	1,160	4,805	2,250	8,650
Netherlands	100	1,005
Belgium	100	..	100	1,100	..	750
France	2	..	751	400	404	87	..	7,318	3,000	3,450
Spain	200	1,500	..
Sumatra	23	1,124
Java	256	29	2	3	5	1,858	287	60	275	325
Dorneo (Dutch)	100	1,200
Japan	4	6	5	60	1,659	1,120
Egypt*	4	..	10	1,100	..	200
Portuguese East Africa	..	4	..	16	10	..	80	..	1,725	865
United States of America—										
Via Atlantic Coast	203	361	4,100	2,360	..	2,322	3,315	33,500	24,050
" Pacific "	21	154
Other Foreign Countries	1	27	56	63	27	30	730	1,301	1,210	1,063
TOTAL FOREIGN COUNTRIES	259	283	1,846	5,088	4,631	1,975	3,419	21,842	45,110	41,893
Share of Bengal	3,116	7,447	16,479	16,739	15,327	74,764	1,21,607	2,10,529	1,33,019	1,32,453
" Bombay	1,075	153	416	133	150	5,171	3,095	9,141	6,039	4,735
" Sind	2	1	3	45
" Madras	243	463	107	347	308	2,714	4,000	1,154	3,938	4,160
" Burma	12	293
TOTAL	4,441	8,064	17,002	17,313	16,297	82,652	1,26,747	2,20,324	1,98,046	1,91,651

* Shown as a Foreign Country from 1923-24.

No. 14—continued

ARTICLES AND COUNTRIES OF FINAL DESTINATION; ALSO SHARE OF EACH PROVINCE	QUANTITY					VALUE				
	1922-23	1923-24	1924-25	1925-26	1926-27	1922-23	1923-24	1924-25	1925-26	1926-27
						₹	₹	₹	₹	₹
Paints and Painters' Materials—continued										
PAINTERS' MATERIALS (III.B)—										
United Kingdom	—	—	—	—	—	18,188	32,043	51,904	1,16,062	4,07,366
Straits Settlements (including Labuan)	—	—	—	—	—	1,530	1,310	2,421	421	3,685
Natal	—	—	—	—	—	3,000	..	825
Cape of Good Hope	—	—	—	—	—	1,075
New South Wales	—	—	—	—	—	2,000	..
Australian Commonwealth (Total)	—	—	—	—	—	2,000	..
Other British Possessions	—	—	—	—	—	894	156	308	261	1,223
TOTAL BRITISH EMPIRE	—	—	—	—	—	23,612	33,509	57,183	1,18,764	4,12,474
Germany	—	—	—	—	—	1,32,328	16,452
Netherlands	—	—	—	—	—	..	1,12,000
Italy	—	—	—	—	—	..	98,080	19,086
Java	—	—	—	—	—	2,400	60
China (exclusive of Hong-kong and Macao)	—	—	—	—	—	6,700	24,431	4,100
Japan	—	—	—	—	—	2,720
Other Foreign Countries	—	—	—	—	—	383	600	..	440	45
TOTAL FOREIGN COUNTRIES	—	—	—	—	—	383	2,08,680	6,700	1,65,599	26,414
Share of Bengal	—	—	—	—	—	2,022	2,760	6,490	25,021	3,19,225
" Bombay	—	—	—	—	—	11,312	6,223	11,400	21,476	77,225
" Sind	—	—	—	—	—	10,085	2,31,290	43,887	1,46,128	49,791
" Madras	—	—	—	—	—	564	1,256	2,022	1,078	2,227
" Burma	—	—	—	—	—	60
TOTAL	—	—	—	—	—	23,095	2,42,169	63,822	2,24,263	4,46,888
Total value of Paints and Painters' Materials	—	—	—	—	—	1,06,729	3,70,016	2,88,802	4,87,000	6,42,790
Paper and Pasteboard—Paper—										
Printing paper (III. M)—										
Aden and Dependencies	Cwts. 31	Cwts. ..	Cwts. ..	Cwts. 5	Cwts. 55	1,908	226	1,411
Other British Possessions	26	7	12	..	3	407	317	516	..	122
TOTAL BRITISH EMPIRE	57	7	12	5	58	2,310	317	516	226	1,533
Share of Bengal	11	..	12	5	5	608	..	516	226	114
" Bombay	30	52	1,752	1,319
" Madras	16	7	1	30	297	100
" Burma	20	20
TOTAL	57	7	12	5	58	2,310	317	516	226	1,533
Other kinds of paper (including paper manufactures) (III. M)—										
United Kingdom	Cwts. 5	Cwts. 17	Cwts. ..	Cwts. 21	Cwts. 17	245	2,069	71	2,722	1,646
Aden and Dependencies	4	..	12	8	18	250	..	1,025	1,200	1,620
Ceylon	3	6	6	22	25	420	338	302	1,223	2,062
Straits Settlements (including Labuan)	7	7	15	53	25	370	757	421	5,205	1,159
Zanzibar and Pemba	6	13	25	350	445	1,500
Other British Possessions	10	7	7	24	23	1,266	790	651	793	1,825
TOTAL BRITISH EMPIRE	43	37	46	151	143	2,651	3,954	2,320	11,798	11,602
Perak	7	1	..	16	19	250	50	..	1,100	310

GENERAL EXPORTS

(720)

INDIAN MERCHANDISE

No. 14—continued

ARTICLES, AND COUNTRIES OF FINAL DESTINATION; ALSO SHARE OF EACH PROVINCE	QUANTITY					VALUE				
	1922-23	1923-24	1924-25	1925-26	1926-27	1922-23	1923-24	1924-25	1925-26	1926-27
Paper and Pasteboard <i>—continued</i>										
<i>Other kinds of paper (including paper manufactures) (III. M)—continued</i>	Cwts.	Cwts.	Cwts.	Cwts.	Cwts.	₹	₹	₹	₹	₹
United States of America— Via Atlantic Coast	19	4	3	48	..	4,373	1,466	450	..
" Pacific "	1	200	..
Other Foreign Countries . . .	10	7	8	2	14	270	770	571	517	..
TOTAL FOREIGN COUNTRIES	17	27	12	22	76	520	5,190	2,038	2,267	1
Share of Bengal . . .	8	16	1	2	1	370	2,490	200	70	..
" Bombay . . .	41	22	31	92	178	2,211	4,810	3,364	7,176	2
" Madras . . .	7	6	5	20	27	270	338	102	1,208	..
" Burma . . .	4	20	21	69	13	320	1,459	700	5,211	..
TOTAL	60	64	58	123	219	3,171	9,147	4,866	14,065	2
<i>Pasteboard, millboard and cardboard of all kinds (III. M)—</i>	Cwts.	Cwts.	Cwts.	Cwts.	Cwts.					
Straits Settlements (including Labuan).	11	16	1,575	820
Other British Possessions . . .	4	..	39	7	8	174	..	688	499	..
TOTAL BRITISH EMPIRE	4	11	55	7	8	174	1,575	1,008	499	..
China (exclusive of Hongkong and Macao)	485	8	11,550	225
Other Foreign Countries	10
TOTAL FOREIGN COUNTRIES	485	8	10	11,550	225
Share of Bengal . . .	487	16	16	..	1	11,674	1,300	320
" Bombay	39	7	17	688	499	..
" Madras . . .	2	60
" Burma	4	500
TOTAL	489	19	55	7	18	11,724	1,800	1,008	499	..
Total value of Paper and Pasteboard						17,205	11,264	6,885	14,700	24
Paper-making materials— <i>Rags (II. I)—(a)</i>	Cwts.	Cwts.	Cwts.							
United Kingdom	88	49	270	1,300
Aden and Dependencies	7	70
TOTAL BRITISH EMPIRE	..	95	49	340	1,300
TOTAL FOREIGN COUNTRIES	..	212	577	450	2,846
Share of Bengal	99	1,360
" Bombay	307	527	700	2,798
TOTAL	..	307	626	700	4,146
Paper-making materials— <i>Other materials (II. X)—(a)</i>	Cwts.	Cwts.	Cwts.							
United Kingdom	2,824	37,325
Other British Possessions	20	475
TOTAL BRITISH EMPIRE	2,844	37,800
Netherlands . . .	100	..	25	1,250	..	125
Belgium	240	4,000
United States of America— Via Atlantic Coast	377	9,190
Other Foreign Countries	13	..	1	300
Total Foreign Countries	100	..	655	..	1,251	1,251	..	13,615
Share of Bengal	373	13,049
" Bombay	2,121	33,366
" Burma . . .	100	1,251	1,251
TOTAL	100	..	2,999	..	1,251	1,251	..	51,415
Total Paper-making materials— <i>Other materials (II. X)—(a)</i>	Cwts.	Cwts.	Cwts.	Cwts.	Cwts.					
United Kingdom	88	2,378	6,574	4,578	..	270	38,625	1,23,549	78,281
Bahrain Islands	212	2,970	..
Other British Possessions	7	20	..	7	..	70	475	..	131
TOTAL BRITISH EMPIRE	..	95	2,398	6,786	4,585	..	340	39,100	1,26,519	78,412

No. 14—continued

ARTICLES, AND COUNTRIES OF FINAL DESTINATION; ALSO SHARE OF EACH PROVINCE	QUANTITY					VALUE				
	1922-23	1923-24	1924-25	1925-26	1926-27	1922-23	1923-24	1924-25	1925-26	1926-27
	Cwts.	Cwts.	Cwts.	Cwts.	Cwts.	Rs.	Rs.	Rs.	Rs.	Rs.
Paper-making materials— continued										
<i>Total paper-making materials (I. I.)—continued</i>										
Norway	56	1,230
Germany	43	2,617	1,035	900	16,092	7,182
Netherlands	190	..	25	325	171	1,250	..	125	6,765	3,430
Belgium	240	1,205	39	4,000	17,319	750
United States of America— Via Atlantic Coast	192	924	7,685	3,258	..	400	11,426	46,069	22,555
Other Foreign Countries	20	..	74	21	1	50	..	1,000	600
TOTAL FOREIGN COUNTRIES	190	212	1,232	11,962	4,524	1,251	450	16,461	88,465	34,517
<i>Share of Bengal</i>	377	3,458	1,332	16,399	49,923	21,402
<i>Bombay</i>	..	307	2,648	15,980	7,377	..	790	41,162	1,65,662	55,475
<i>Burma</i>	190	1,251
TOTAL	190	307	2,625	18,748	9,109	1,251	700	55,501	2,14,934	1,12,875
Paraffin wax (III. V)—										
United Kingdom	3,476	3,642	9,239	15,256	12,038	15,86,872	16,57,075	42,25,145	66,40,220	67,16,102
Ceylon	14	24	19	23	15	6,815	10,920	6,645	20,465	6,800
Straits Settlements (including Labuan)	320	450	326	320	433	1,26,085	1,90,537	1,45,482	1,45,338	1,07,800
Federated Malay States	23	79	24	10,465	24,945	10,920	..
Hongkong	1,147	1,070	1,150	1,175	380	4,05,519	4,54,589	5,97,860	8,22,844	2,64,000
Egypt*	80	37,000
Cape of Good Hope	1,490	1,766	1,805	1,947	2,397	6,77,950	8,03,075	6,20,775	6,86,771	10,00,667
Natal	489	315	496	422	604	2,22,049	1,42,325	2,25,630	1,92,010	2,74,320
Transvaal	25	10,500
Kenya Colony	30	12,050
Canada— Via Atlantic Coast	140	275	65,700	1,22,125
Pacific	15	6,325
Western Australia	430	100	50	131	100	93,275	45,500	22,750	59,005	45,500
South Australia (including Northern Territory)	185	143	77	106	112	84,175	65,065	35,035	75,530	50,960
Victoria	161	104	75	237	174	73,255	47,320	34,125	1,51,503	79,341
New South Wales	664	699	661	533	553	2,02,092	2,18,159	2,01,002	2,42,515	2,51,615
Queensland	147	30	23	45	4	66,885	13,650	10,465	20,475	1,220
<i>Australian Commonwealth (Total)</i>	1,537	1,076	826	1,162	943	6,19,682	4,39,694	4,02,377	6,39,622	4,39,336
New Zealand (including Newra and Br. Samoa)	227	199	575	646	189	1,03,405	90,772	2,51,374	2,75,802	55,995
Other British Possessions	1	4	2	455	1,820	910
TOTAL BRITISH EMPIRE	8,839	8,589	14,626	21,119	18,321	26,87,125	28,50,972	67,14,255	90,87,815	92,12,770
Germany	60	136	564	629	1,313	27,300	60,550	2,57,495	2,91,250	5,98,840
Netherlands	294	695	390	2,025	2,824	1,52,424	3,16,225	4,01,189	6,00,919	12,64,977
Belgium	865	2,110	2,755	2,564	6,171	3,92,375	9,60,927	12,58,545	11,60,590	22,07,777
France	210	525	1,310	950	380	95,550	2,84,375	5,06,060	4,32,250	1,72,554
Spain	250	200	350	100	100*	1,12,750	91,000	1,59,250	45,500	45,500
Italy	1,310	125	120	80	615	5,96,050	56,875	54,250	48,650	2,39,925
Austria	40	30	..	18,200	12,660
Armenia	20	8,400
Persia	2	910
Java	20	30	5,100	12,650	..
Slam	385	510	237	258	60	1,76,476	2,32,050	1,07,377	1,17,390	27,360
Indo-China (including Cochin-China, Cambodia, Annam, Tonkin and French leased territories in China)	348	240	237	39	40	1,53,091	1,09,200	1,30,613	17,745	12,20*
Philippine Islands and Guam China (exclusive of Hong- kong and Macao)	240	30	1,09,200	13,650
Japan	7,634	5,190	3,559	215	..	24,72,360	23,81,450	16,19,445	1,00,100	..
Egypt*	177	30	112	115	..	30,485	15,660	53,600	52,825
Portuguese East Africa United States of America— Via Atlantic Coast	762	969	2,339	3,127	3,975	2,46,055	4,09,307	10,62,900	14,22,012	14,37,018
Chile (including the Pacific Coast of Patagonia)	1,450	904	775	834	1,368	6,59,750	4,11,547	3,52,568	3,31,745	6,21,420
Mexico	834	715	1,625	3,79,641	3,25,525	7,38,375
..	200	91,000
TOTAL FOREIGN COUNTRIES	18,530	16,552	15,265	12,793	20,214	24,48,309	75,68,429	69,45,327	62,97,400	92,45,919
<i>Share of Bengal</i>	1,301	1,415	1,316	1,241	3,764	5,51,464	5,34,355	6,58,391	8,75,744	20,41,012
<i>Bombay</i>	1	900
<i>Madras</i>	25
<i>Burma</i>	26,067	23,726	22,575	22,661	34,771	1,17,73,672	1,08,29,545	1,30,09,784	1,50,09,474	1,62,18,042
TOTAL	27,399	25,141	29,891	34,912	38,535	1,22,26,027	1,14,14,401	1,26,59,585	1,50,45,218	1,84,59,689

* Shown as a Foreign Country from 1923-24.

GENERAL EXPORTS

(722)

INDIAN MERCHANDISE

No. 14—continued

ARTICLES, AND COUNTRIES OF FINAL DESTINATION; ALSO SHARE OF EACH PROVINCE	QUANTITY					VALUE				
	1922-23	1923-24	1924-25	1925-26	1926-27	1922-23	1923-24	1924-25	1925-26	1926-27
Perfumery (not being per- fumed spirits)—						₹	₹			
<i>Musk (III. F)—(a)</i>	Ounces	Ounces				..	5,606	—	—	—
TOTAL BRITISH EMPIRE	..	39	—	—	—	..	5,606	—	—	—
TOTAL FOREIGN COUNTRIES	..	16	—	—	—	..	270	—	—	—
<i>Share of Bengal</i>	..	105	—	—	—	..	6,370	—	—	—
<i>“ Bombay</i>	—	—	—	—	—	—
TOTAL	..	105	—	—	—	..	5,870	—	—	—
Other sorts (III. F)—(a)										
United Kingdom	—	—	—	—	—	565	1,310	—	—	—
Aden and Dependencies	—	—	—	—	—	15,152	16,690	—	—	—
Mesopotamia	—	—	—	—	—	4,105	810	—	—	—
Bahrain Islands	—	—	—	—	—	15	1,450	—	—	—
Maldives	—	—	—	—	—	1,776	824	—	—	—
Ceylon	—	—	—	—	—	25,625	18,216	—	—	—
Straits Settlements (including Labuan)	—	—	—	—	—	32,789	47,098	—	—	—
Federated Malay States	—	—	—	—	—	567	1,118	—	—	—
Hongkong	—	—	—	—	—	1,800	1,116	—	—	—
Cape of Good Hope	—	—	—	—	—	1,650	2,350	—	—	—
Natal	—	—	—	—	—	6,354	5,285	—	—	—
Zanzibar and Pemba	—	—	—	—	—	1,825	5,570	—	—	—
Kenya Colony	—	—	—	—	—	1,610	2,095	—	—	—
Mauritius and Dependencies	—	—	—	—	—	7,756	7,197	—	—	—
Fiji Islands	—	—	—	—	—	1,758	110	—	—	—
Other British Possessions	—	—	—	—	—	2,153	3,913	—	—	—
TOTAL BRITISH EMPIRE	—	—	—	—	—	1,05,500	1,15,147	—	—	—
Germany	—	—	—	—	—	1,400	..	—	—	—
Mandate Territory and Trust Oman	—	—	—	—	—	1,140	2,093	—	—	—
Other Native States in Arabia	—	—	—	—	—	2,108	1,928	—	—	—
Ferah	—	—	—	—	—	5,816	3,057	—	—	—
Java	—	—	—	—	—	18,943	769	—	—	—
Siam	—	—	—	—	—	9,057	3,495	—	—	—
Tunis	—	—	—	—	—	1,600	..	—	—	—
Portuguese East Africa	—	—	—	—	—	4,565	3,445	—	—	—
Italian East Africa (Soma- liland and Eritrea)	—	—	—	—	—	157	3,095	—	—	—
United States of America—										
<i>Via Atlantic Coast.</i>	—	—	—	—	—	3,168	399	—	—	—
<i>“ Pacific “</i>	—	—	—	—	—	..	310	—	—	—
Dutch Guiana	—	—	—	—	—	1,000	200	—	—	—
Other Foreign Countries	—	—	—	—	—	916	2,176	—	—	—
TOTAL FOREIGN COUNTRIES	—	—	—	—	—	44,866	20,967	—	—	—
<i>Share of Bengal</i>	—	—	—	—	—	58,511	42,611	—	—	—
<i>“ Bombay</i>	—	—	—	—	—	63,506	68,556	—	—	—
<i>“ Sind</i>	—	—	—	—	—	521	23	—	—	—
<i>“ Madras</i>	—	—	—	—	—	22,428	24,303	—	—	—
<i>“ Burma</i>	—	—	—	—	—	..	121	—	—	—
TOTAL	—	—	—	—	—	1,50,366	1,36,114	—	—	—

(a) Included in "Perfumery (not being perfumed spirits) including musk" from 1924-25.

No. 14—continued

ARTICLES, AND COUNTRIES OF FINAL DESTINATION; ALSO SHARE OF EACH PROVINCE.	QUANTITY					VALUE				
	1922-23	1923-24	1924-25	1925-26	1926-27	1922-23	1923-24	1924-25	1925-26	1926-27
						Rs	Rs	Rs	Rs	Rs
Perfumery (not being per- fumed spirits) including musk (a) (III. 7) —										
United Kingdom	—	—	—	—	—	—	—	2,003	11,175	1,965
Aden and Dependencies	—	—	—	—	—	—	—	31,456	16,000	14,670
Mesopotamia	—	—	—	—	—	—	—	2,355	7,770	6,083
Bahrain Islands	—	—	—	—	—	—	—	1,746	—	1,198
Maldives	—	—	—	—	—	—	—	2,000	1,400	3,024
Ceylon	—	—	—	—	—	—	—	35,000	20,200	32,145
Straits Settlements (including Labuan)	—	—	—	—	—	—	—	50,900	50,850	52,037
Federated Malay States	—	—	—	—	—	—	—	1,147	2,075	2,381
Cape of Good Hope	—	—	—	—	—	—	—	400	1,180	800
Natal	—	—	—	—	—	—	—	5,539	4,432	4,643
Zanzibar and Pemba	—	—	—	—	—	—	—	3,105	2,170	4,225
Kenya Colony	—	—	—	—	—	—	—	5,045	3,570	4,204
Tanganyika Territory	—	—	—	—	—	—	—	1,110	750	775
Anglo-Egyptian Sudan	—	—	—	—	—	—	—	2,550	2,507	1,320
Mauritius and Dependencies	—	—	—	—	—	—	—	4,312	3,491	2,505
Fiji Islands	—	—	—	—	—	—	—	410	510	1,004
Other British Possessions	—	—	—	—	—	—	—	2,708	998	1,625
TOTAL BRITISH EMPIRE								1,42,105	1,36,338	1,38,002
Germany	—	—	—	—	—	—	—	1,060	—	5,810
France	—	—	—	—	—	—	—	140	525	2,250
Italy	—	—	—	—	—	—	—	—	—	1,000
Austria	—	—	—	—	—	—	—	3,541	—	—
Turkey, European	—	—	—	—	—	—	—	30	—	10,105
Mascat Territory and Trucial Oman	—	—	—	—	—	—	—	3,302	2,409	2,227
Other Native States in Arabia	—	—	—	—	—	—	—	—	—	2,522
Persia	—	—	—	—	—	—	—	13,422	5,845	5,095
Siam	—	—	—	—	—	—	—	4,280	2,005	5,245
Indo-China (including Cochin- China, Cambodia, Annam, Tonkin and French leased territories in China)	—	—	—	—	—	—	—	1,550	1,984	6,705
China (exclusive of Hongkong and Macao)	—	—	—	—	—	—	—	2,487	2,140	85
Egypt*	—	—	—	—	—	—	—	185	5,215	4,505
Portuguese East Africa	—	—	—	—	—	—	—	4,474	5,210	2,285
Italian East Africa (Somali- land and Eritrea)	—	—	—	—	—	—	—	1,330	1,005	240
United States of America— Vid Atlantic Coast	—	—	—	—	—	—	—	—	14,135	2,325
“ Pacific ”	—	—	—	—	—	—	—	95	20	—
Dutch Guiana	—	—	—	—	—	—	—	772	1,882	1,051
Other Foreign Countries	—	—	—	—	—	—	—	1,918	1,840	988
TOTAL FOREIGN COUNTRIES								39,735	45,708	64,985
Share of Bengal								60,267	55,225	58,542
“ Bombay ”	—	—	—	—	—	—	—	26,327	26,240	27,190
“ Sind ”	—	—	—	—	—	—	—	1,385	2,327	1,550
“ Madras ”	—	—	—	—	—	—	—	22,720	22,513	28,223
“ Burma ”	—	—	—	—	—	—	—	78	108	520
TOTAL								1,80,840	1,81,041	2,03,047
<i>Total value of perfumery</i>						1,60,368	1,41,934	1,50,240	1,41,041	2,03,047
Plants, living (including bulbs) (II. 3.) —										
United Kingdom	—	—	—	—	—	7,394	3,309	9,906	16,091	5,087
Ceylon	—	—	—	—	—	454	377	655	1,219	1,153
Straits Settlements (includ- ing Labuan)	—	—	—	—	—	119	672	215	220	1,547
Western Australia	—	—	—	—	—	—	5	—	—	400
Victoria	—	—	—	—	—	—	—	—	—	—
New South Wales	—	—	—	—	—	—	2,500	100	—	—
Queensland	—	—	—	—	—	—	120	—	525	50
Australian Commonwealth (Total)	—	—	—	—	—	635	2,625	100	525	450
Other British Possessions	—	—	—	—	—	8,602	8,230	11,403	12,450	10,031
TOTAL BRITISH EMPIRE										
Germany	—	—	—	—	—	6,000	2,870	—	4,222	5,718
Belgium	—	—	—	—	—	231	260	—	1,000	—
France	—	—	—	—	—	2,323	120	750	—	2,700
Spain	—	—	—	—	—	1,250	155	200	—	1,115
Java	—	—	—	—	—	279	550	840	1,792	230
Philippine Islands and Guam	—	—	—	—	—	1,000	285	—	7,312	250
Portuguese East Africa	—	—	—	—	—	1,000	790	887	200	—
Other Foreign Countries	—	—	—	—	—	—	—	—	168	1,106
TOTAL FOREIGN COUNTRIES						12,749	5,020	2,725	15,364	11,179

(a) Separately recorded from 1924-25.
* Shown as a Foreign Country from 1922-24.

GENERAL EXPORTS

(724)

INDIAN MERCHANDISE

No. 14—continued

ARTICLES, AND COUNTRIES OF FINAL DESTINATION; ALSO SHARE OF EACH PROVINCE	QUANTITY					VALUE				
	1922-23	1923-24	1924-25	1925-26	1926-27	1922-23	1923-24	1924-25	1925-26	1926-27
Plants living (including Bulbs) (II. B.)—continued						R	R	R	R	R
Share of Bengal . . .	—	—	—	—	—	3,909	3,955	385	3,387	1,557
" Bombay . . .	—	—	—	—	—	4,175	2,460	3,105	3,649	5,230
" Sind . . .	—	—	—	—	—	4,350	3,985	400	288	122
" Madras . . .	—	—	—	—	—	707	663	535	1,094	525
" Burma . . .	—	—	—	—	—	3,310	3,306	4,604	20,386	13,322
TOTAL	—	—	—	—	—	21,351	13,369	14,129	33,304	21,210
Precious stones and pearls unset (II. B.)—										
United Kingdom . . .	—	—	—	—	—	4,175	12,800	3,500	..	11,200
Hongkong . . .	—	—	—	—	—	3,550	3,000	1,000	500	1,500
Other British Possessions . . .	—	—	—	—	—	1,105	18	132	56	275
TOTAL BRITISH EMPIRE	—	—	—	—	—	13,890	15,818	4,632	556	12,975
Germany . . .	—	—	—	—	—	3,440	..	5,100	24,500	3,450
France . . .	—	—	—	—	—	19,087	2,465	4,550	4,437	9,375
Italy . . .	—	—	—	—	—	4,625
Mascat Territory and Trucial Oman . . .	—	—	—	—	—	3,600	..
Other Native States in Arabia . . .	—	—	—	—	—	1,233
China (exclusive of Hongkong and Macao) . . .	—	—	—	—	—	5,300	6,320	12,760	3,850	1,350
United States of America— Via Atlantic Coast . . .	—	—	—	—	—	3,000	19,20,000	..	200	..
Other Foreign Countries . . .	—	—	—	—	—	..	500	750
TOTAL FOREIGN COUNTRIES	—	—	—	—	—	31,427	19,29,285	22,410	45,987	21,233
Share of Bengal . . .	—	—	—	—	—	18,000
" Bombay . . .	—	—	—	—	—	27,317	19,33,320	22,310	35,106	21,968
" Sind . . .	—	—	—	—	—	..	4,300	350	3,000	..
" Madras . . .	—	—	—	—	—	..	2,433	3,582	3,437	19,350
" Burma . . .	—	—	—	—	—	300
TOTAL	—	—	—	—	—	45,317	19,45,103	27,042	40,543	34,258
Printing and Lithographing materials (excluding paper) (III. V.)—										
United Kingdom . . .	—	—	—	—	—	3,410	525	710	6,060	375
Ceylon . . .	—	—	—	—	—	13,403	4,035	9,467	10,377	16,075
Straits Settlements (including Labuan) . . .	—	—	—	—	—	625	240	3,080	3,080	760
Federated Malay States . . .	—	—	—	—	—	390	4,275	387	1,105	360
Other British Possessions . . .	—	—	—	—	—	1,831	..	579	1,750	1,630
TOTAL BRITISH EMPIRE	—	—	—	—	—	19,659	9,275	14,223	23,272	19,750
Norway . . .	—	—	—	—	—	..	1,351
Germany . . .	—	—	—	—	—	200	1,535	..
Perals . . .	—	—	—	—	—	..	600	1,200	2,469	..
Other Foreign Countries . . .	—	—	—	—	—	1,100	..	710	470	700
TOTAL FOREIGN COUNTRIES	—	—	—	—	—	1,300	1,951	1,910	4,474	700
Share of Bengal . . .	—	—	—	—	—	9,140	5,325	6,322	6,333	391
" Bombay . . .	—	—	—	—	—	4,236	500	993	1,750	2,226
" Madras . . .	—	—	—	—	—	7,533	5,356	3,648	19,163	17,339
" Burma . . .	—	—	—	—	—	..	25	170
TOTAL	—	—	—	—	—	20,959	11,226	19,133	27,746	20,450

No. 14—continued

ARTICLES, AND COUNTRIES OF FINAL DESTINATION; ALSO SHARE OF EACH PROVINCE	QUANTITY					VALUE				
	1923-23	1923-24	1924-25	1925-26	1926-27	1923-23	1923-24	1924-25	1925-26	1926-27
						₹	₹	₹	₹	₹
Provisions and Oilman's stores—										
<i>Stoke-as-mor (L. E.)—</i>	Lbs.	Lbs.	Lbs.	Lbs.	Lbs.					
United Kingdom	1,044	290	..
Straits Settlements (including Labuan)	13,622	3,784	648	6,000	5,006	8,406	989	180	2,310	1,217
TOTAL BRITISH EMPIRE	13,622	3,784	648	7,044	5,006	8,406	989	180	2,600	1,217
TOTAL FOREIGN COUNTRIES	..	1,500	775
Share of Madras	3,283	2,600
„ Burma	10,339	5,284	648	7,044	5,006	5,806	1,764	180	2,600	1,217
TOTAL	13,622	5,284	648	7,044	5,006	8,406	1,764	180	2,600	1,217
<i>Butter (L. E.)—</i>	Cwts.	Cwts.	Cwts.	Cwts.	Cwts.					
United Kingdom	39	14	7	29	2	5,545	1,006	685	3,610	365
Aden and Dependencies	499	285	281	338	212	66,493	28,808	39,477	42,816	26,623
Mesopotamia	401	514	326	565	454	54,306	65,626	40,309	70,496	81,402
Ceylon	✓1,537	1,542	2,160	2,210	2,489	2,05,036	2,22,302	2,62,638	2,80,878	2,70,510
Straits Settlements (including Labuan)	835	805	233	169	177	36,959	38,544	22,555	25,015	23,665
Federated Malay States	29	36	19	18	..	4,500	4,470	2,750	2,450	..
Hongkong	124	317	148	16,367	22,991	21,045
Natal	29	104	..	7	..	4,025	13,619	..	1,000	..
Zanzibar and Pemba	217	151	130	100	247	17,852	19,205	19,580	24,071	24,635
Kenya Colony	11	1	14	46	48	11,760	100	1,725	6,465	5,325
Tanganyika Territory	475	226	488	472	574	37,115	31,923	78,022	73,014	70,750
Anglo-Egyptian Sudan	182	191	341	242	108	28,600	26,404	48,595	84,097	29,646
Mauritius and Dependencies	81	4	..	2,100	585	..
Seychelles	24	29	35	39	53	17,900	4,040	4,700	5,861	6,587
Other British Possessions	13	..	2	..	7	1,980	..	300	..	722
TOTAL BRITISH EMPIRE	3,945	3,715	4,190	4,293	4,452	5,11,138	5,06,602	5,47,531	5,77,906	5,23,177
Germany	6	1,080
Greece	9	1,200
Persia	208	269	211	229	452	28,279	37,557	32,121	43,239	47,505
Siam	9	24	6	1,210	3,975	515
China (exclusive of Hongkong and Macao)	50	141	139	23	22	6,640	17,555	17,478	2,520	2,344
Japan	2	47	9	200	6,063	1,000
Belgian Congo	9	1,225
Portuguese East Africa	33	9	52	12	18	4,125	1,000	5,810	1,000	1,400
Italian East Africa (Somaland and Eritrea)	9	4	1,500	625
Other Foreign Countries	12	7	4	8	11	1,600	790	500	1,100	1,257
TOTAL FOREIGN COUNTRIES	230	503	424	137	305	44,819	68,120	68,110	60,190	53,649
Share of Bengal	4	4	3	1	2	360	719	410	50	130
„ Bombay	4,266	4,213	4,897	4,634	4,957	5,55,256	5,73,990	6,04,850	6,27,925	6,32,534
„ Sind	6	..	1	318	..	178
„ Madras	7	73	16
„ Burma	1	3	..	7	..	72	252	..	112
TOTAL	4,276	4,218	4,614	4,675	4,960	5,56,007	5,74,723	6,05,700	6,28,096	6,32,826

GENERAL EXPORTS

(726)

INDIAN MERCHANDISE

No. 14—continued

ARTICLES, AND COUNTRIES OF FINAL DESTINATION; ALSO SHARE OF EACH PROVINCE	QUANTITY					VALUE				
	1922-23	1923-24	1924-25	1925-26	1926-27	1922-23	1923-24	1924-25	1925-26	1926-27
Provisions and Oilman's Stores—continued						₹	₹	₹	₹	₹
<i>Cheese (I. E.)—</i>	Cwts.	Cwts.	Cwts.	Cwts.	Cwts.					
Straits Settlements (including Labuan)	30	43	18	20	49	4,265	6,399	2,710	2,410	3,800
Other British Possessions	8	1	5	4	..	1,105	235	630	650	65
TOTAL BRITISH EMPIRE	38	44	23	24	49	5,370	6,634	3,340	3,060	3,865
Persia	24	3,600	..
China (exclusive of Hongkong and Macao)	10	3	4	5	3	1,068	890	455	630	490
Other Foreign Countries	1	1	4	1	..	101	120	500	140	40
TOTAL FOREIGN COUNTRIES	11	4	8	30	3	1,169	980	955	4,370	530
<i>Share of Bengal</i>	48	48	30	30	52	6,489	7,559	4,025	3,830	4,345
" Bombay	1	..	1	24	..	60	55	100	3,000	50
" Madras	30
" Burma	30
TOTAL	49	42	31	54	52	6,539	7,614	4,295	7,430	4,395
<i>Salt (I. E.)—</i>	Cwts.	Cwts.	Cwts.	Cwts.	Cwts.					
United Kingdom	608	1,118	1,266	1,403	1,265	71,725	1,11,439	1,20,899	1,58,645	1,47,674
Aden and Dependencies	369	268	123	408	341	36,395	37,767	14,243	51,602	32,010
Mesopotamia	361	104	7	911	1	35,794	9,310	440	88,579	100
Bahrain Islands	6	1	..	93	..	222	75	..	8,492	..
Maldives	55	78	36	88	80	5,380	8,380	4,005	8,600	9,920
Ceylon	4,874	5,080	5,238	6,259	4,648	4,21,424	4,51,862	4,25,472	4,87,042	3,74,065
Straits Settlements (including Labuan)	14,121	14,653	13,833	15,849	18,594	15,21,543	15,70,241	14,30,731	16,34,437	19,35,863
Federated Malay States	164	373	370	762	1,111	10,988	39,706	37,301	74,117	1,08,030
Hongkong	2,121	2,137	2,266	2,233	1,974	2,39,852	2,43,532	2,47,524	2,42,135	2,16,313
Egypt*	15	2,300
Cape of Good Hope	18	137	30	42	68	2,230	16,211	4,000	4,862	8,423
Natal	396	1,554	683	1,329	965	41,427	1,71,088	72,115	1,49,467	1,03,586
Zanzibar and Pemba	87	255	23	149	94	13,865	34,037	3,360	17,092	11,640
Kenya Colony	32	42	46	45	93	2,715	4,852	5,641	4,692	12,149
Tanganyika Territory	7	18	16	13	9	300	3,000	1,822	1,350	360
Anglo-Egyptian Sudan	31	15	37	13	23	3,949	2,130	4,506	1,350	2,624
Mauritius and Dependencies	4,042	3,589	4,255	2,122	2,122	4,82,262	4,16,843	5,03,073	2,59,441	2,47,560
Seychelles	17	27	36	25	25	2,270	3,135	3,800	2,910	2,200
British West India Islands	761	516	495	437	495	84,973	56,506	54,693	47,293	54,718
British Guiana	422	396	492	752	194	45,370	1,07,603	53,132	81,545	19,325
Western Australia	1	135
New South Wales	9	10	1,360	1,023
Australian Commonwealth (Total)	9	..	1	..	10	1,350	..	135	..	1,023
Fiji Islands	1,270	137	33	..	15	1,24,404	13,779	3,110	..	1,756
Other British Possessions	2	..	15	200
TOTAL BRITISH EMPIRE	29,781	30,993	29,392	32,933	32,137	31,56,743	33,01,541	29,89,497	32,72,671	32,91,365
Netherlands	2	1	42	273	73	4,995
Belgium	2	3	4	27	62	190	246	465	3,600	9,256
Luxemburg	60	7,000
France	11	5	11	20	17	1,152	495	1,439	1,432	1,673
Nasik Territory and Trucial Oman	1,495	223	673	4,305	1,627	1,37,910	19,279	59,962	3,80,184	1,25,103
Other Native States in Arabia	12	6	3	1,250	..	36	470	750
Persia	37	16	4	300	2	3,675	1,980	375	25,799	181
Sumatra	2	..	23	..	1	214	..	2,410	..	91
Java	473	516	497	730	456	52,779	60,352	56,330	12,513	59,992
Siam	815	473	662	542	644	84,789	55,834	70,704	61,895	69,623
Indo-China (including Cochin-China, Cambodia, Annam, Tonkin and French leased territories in China)	330	287	222	313	541	36,830	32,549	24,432	27,270	44,330
Philippine Islands and Guam	38	3	6	60	..	4,340	395	190	3,920	..

* Shows as a Foreign Country from 1923-24.

No. 14—continued

ARTICLES, AND COUNTRIES OF FINAL DESTINATION; ALSO SHARE OF EACH PROVINCE	QUANTITY					VALUE				
	1922-23	1923-24	1924-25	1925-26	1926-27	1922-23	1923-24	1924-25	1925-26	1926-27
						Rs	Rs	Rs	Rs	Rs
Provisions and Oilman's Stores—continued										
<i>Glt (I. E.)—continued</i>										
China (exclusive of Hongkong and Macao)	Cwts. 918	Cwts. 80	Cwts. 1,270	Cwts. 689	Cwts. 669	1,12,588	88,841	1,48,833	82,318	76,212
Japan	85	65	108	78	105	9,730	7,646	11,915	7,338	10,343
Egypt*	—	20	1	14	76	—	2,690	100	1,480	6,085
Portuguese East Africa	263	275	311	487	364	33,940	32,204	27,426	58,955	43,386
Madagascar	..	22	51	4	56	..	2,478	6,550	500	4,430
Rennell	36	42	9	9	11	4,585	6,048	1,080	1,117	1,232
Italian East Africa (Somali- land and Eritrea)	20	24	14	16	16	1,860	2,770	1,845	2,075	1,800
United States of America—										
<i>Via Atlantic Coast</i>	8	7	18	386	800	1,545
Dutch Guiana	20	4	1	2	..	2,268	488	160	236	..
Other Foreign Countries	..	1	2	4	..	50	238	190	410	10
TOTAL FOREIGN COUNTRIES	4,660	2,786	3,837	7,616	4,715	4,98,678	3,15,557	4,30,814	7,42,363	4,81,792
<i>Share of Bengal</i>	<i>20,636</i>	<i>20,912</i>	<i>21,192</i>	<i>20,134</i>	<i>21,229</i>	<i>33,35,239</i>	<i>23,37,113</i>	<i>22,86,634</i>	<i>22,10,120</i>	<i>23,77,818</i>
Bombay	4,213	4,210	3,046	5,799	3,173	4,65,780	5,00,122	3,39,486	6,19,946	3,63,344
Sind	1,647	249	683	5,642	1,674	1,42,289	21,086	60,420	5,65,024	1,39,649
Madras	7,379	8,062	7,925	5,560	10,081	6,65,269	7,37,922	6,72,244	7,60,109	8,70,378
Burma	666	354	273	369	24	46,863	20,868	21,812	19,852	2,071
TOTAL	34,341	33,778	33,129	40,549	36,852	36,55,221	36,17,091	34,10,211	40,15,066	37,42,167
<i>Land (I. E.)—</i>										
TOTAL BRITISH EMPIRE	1	20
Siam	1	60
<i>Share of Bengal</i>	1	20
Burma	1	60
TOTAL	1	..	1	20	..	60
<i>Articles, Oils and Condiments (I. E.)—</i>										
United Kingdom	14,724	15,048	16,854	13,852	16,450	6,24,917	6,31,884	6,67,281	5,14,370	5,44,898
Aden and Dependencies	64	83	78	81	61	2,278	4,147	4,550	1,641	2,645
Mesopotamia	1,422	795	725	674	375	33,485	22,679	22,545	20,001	12,754
Bahrain Islands	22	17	22	15	5	1,039	709	1,727	638	234
Ceylon	429	432	941	744	608	18,320	19,539	21,472	29,046	25,294
Straits Settlements (including Labuan)	653	676	1,469	1,280	1,311	34,682	36,408	55,568	45,897	46,088
Federated Malay States	64	27	79	183	173	4,775	1,990	3,077	5,551	5,404
Hongkong	483	402	407	423	394	33,809	26,407	22,377	22,268	21,295
Egypt*	9	480
Cape of Good Hope	17	32	32	47	42	1,090	2,790	1,840	1,497	1,960
Natal	322	241	186	183	123	30,974	21,769	15,866	18,370	12,164
Transvaal	12	1,250
Zanzibar and Pemba	20	27	51	22	29	1,445	1,222	2,585	1,358	1,912
Kenya Colony	193	306	453	379	402	3,317	11,829	19,694	17,697	19,621
Tanganyika Territory	20	22	40	65	26	1,420	1,220	2,440	3,000	5,220
Canada—										
<i>Via Atlantic Coast</i>	34	42	2	2,040	1,840	80
<i>Pacific</i>	63	216	186	180	284	4,072	11,717	6,736	11,245	12,028
Western Australia	251	291	167	40	335	16,782	20,952	14,587	31,808	17,862
South Australia (including Northern Territory)	176	103	119	170	204	12,255	5,412	7,498	12,027	8,115
Victoria	899	1,009	903	1,35	700	52,297	45,548	62,027	73,246	39,947
New South Wales	563	502	619	1,31	616	33,419	35,326	48,836	74,261	35,315
Queensland	592	565	835	117	484	46,429	41,850	50,061	58,217	31,196
<i>Australian Commonwealth (Total)</i>	<i>3,446</i>	<i>2,470</i>	<i>2,892</i>	<i>3,193</i>	<i>2,239</i>	<i>1,66,192</i>	<i>1,49,539</i>	<i>1,82,074</i>	<i>2,55,529</i>	<i>1,32,989</i>
New Zealand (including Nauru and Br. Samoa)	58	201	241	295	299	3,922	12,202	16,026	14,895	12,574
Other British Possessions	27	24	52	12	22	801	1,250	1,922	786	719
TOTAL BRITISH EMPIRE	21,088	21,029	22,548	22,422	22,017	9,34,096	9,57,541	10,41,022	9,66,687	8,59,649

* Shown as a Foreign Country from 1923-24.

GENERAL EXPORTS

(728)

INDIAN MERCHANDISE

No. 14—continued

ARTICLES, AND COUNTRIES OF FINAL DESTINATION: ALSO SHARE OF EACH PROVINCE	QUANTITY					VALUE				
	1922-23	1923-24	1924-25	1925-26	1926-27	1922-23	1923-24	1924-25	1925-26	1926-27
Provisions and Oilman's stores—continued										
<i>Pickles, chutnies, and condiments (I. E.)—continued</i>	Cwts.	Cwts.	Cwts.	Cwts.	Cwts.	R	R	R	R	R
Germany	32	14	14	49	1	5,196	925	607	2,139	9
Netherlands	34	30	49	43	79	2,040	610	2,045	1,755	2,90
France	45	5	5	11	214	2,227	548	287	505	4,32
Italy	2	18	5	..	8	94	1,025	201	..	9
Mascat Territory and Trucial Oman	48	54	12	35	..	1,339	1,609	470	1,06
Other Native States in Arabia	68	70	70	20	30	2,795	4,207	2,905	607	1,17
Perak	93	158	153	171	133	4,340	6,474	6,481	6,527	4,62
Sumatra	42	25	45	58	93	2,875	1,850	2,990	3,010	3,60
Java	198	287	482	744	239	12,549	15,934	19,078	26,286	8,96
Celebes and other Islands	6	27	19	360	1,045	720	..
Siam	73	70	24	105	30	4,070	4,908	1,342	3,911	1,35
Philippine Islands and Guam	114	171	113	206	126	6,728	10,407	5,499	5,932	4,70
China (exclusive of Hongkong and Macao)	619	720	586	705	715	47,280	55,184	40,301	50,925	42,13
Japan	656	547	476	461	210	47,837	26,800	25,179	18,801	9,98
Egypt*	17	15	27	41	..	684	725	1,309	1,51
Portuguese East Africa	21	50	31	18	7	1,128	2,469	1,544	817	55
United States of America— Via Atlantic Coast	1,368	1,609	1,203	1,281	1,728	73,074	70,641	61,486	55,173	62,46
" Pacific "	342	284	542	442	417	19,410	14,145	16,888	19,683	14,44
Hawaii	20	15	49	31	..	1,200	900	1,029	1,100
Other Foreign Countries	35	46	36	32	23	1,652	2,719	1,354	1,219	1,23
TOTAL FOREIGN COUNTRIES	3,787	4,170	3,945	4,453	4,155	2,33,295	2,22,454	1,98,846	2,01,012	1,86,343
<i>Share of Bengal</i>	<i>6,540</i>	<i>6,554</i>	<i>7,535</i>	<i>9,091</i>	<i>3,819</i>	<i>3,96,787</i>	<i>4,24,550</i>	<i>3,84,339</i>	<i>4,03,933</i>	<i>4,06,346</i>
" Bombay	<i>14,176</i>	<i>14,010</i>	<i>13,494</i>	<i>11,162</i>	<i>12,765</i>	<i>4,93,731</i>	<i>4,93,422</i>	<i>4,76,479</i>	<i>3,79,926</i>	<i>3,81,531</i>
" Sind	<i>57</i>	<i>33</i>	<i>59</i>	<i>33</i>	<i>21</i>	<i>888</i>	<i>950</i>	<i>1,320</i>	<i>1,147</i>	<i>467</i>
" Madras	<i>5,067</i>	<i>4,958</i>	<i>6,358</i>	<i>6,511</i>	<i>5,561</i>	<i>3,25,989</i>	<i>2,58,847</i>	<i>3,70,600</i>	<i>3,80,110</i>	<i>2,66,787</i>
" Burma	<i>35</i>	<i>334</i>	<i>42</i>	<i>28</i>	<i>6</i>	<i>1,000</i>	<i>2,226</i>	<i>1,707</i>	<i>2,683</i>	<i>362</i>
TOTAL	24,875	25,199	27,468	26,375	27,172	12,17,393	11,79,093	12,34,445	11,67,699	10,45,992
<i>Other sorts of Provisions (I. E.)—</i>	<i>Cwts.</i>	<i>Cwts.</i>	<i>Cwts.</i>	<i>Cwts.</i>	<i>Cwts.</i>					
United Kingdom	856	4,489	655	541	309	42,017	44,765	41,354	38,582	50,088
Aden and Dependencies	227	182	225	179	170	10,533	7,202	9,691	7,846	7,860
Mesopotamia	1,902	1,299	1,266	1,385	574	54,543	38,923	52,902	48,568	29,865
Bahrain Islands	228	431	181	196	146	7,954	17,321	4,320	5,288	5,726
Maldives	8	18	35	10	23	372	454	1,497	345	545
Ceylon	14,816	11,398	10,093	9,244	11,105	3,14,972	2,55,771	2,35,259	1,98,967	2,38,951
Straits Settlements (including Labuan)	844	2,002	1,312	1,657	1,902	38,579	75,430	58,978	58,784	63,818
Federated Malay States	45	168	17	114	366	2,216	3,477	1,892	4,519	9,222
Hongkong	300	399	354	215	169	5,106	20,614	21,124	10,446	18,720
Egypt*	91	2,290
Cape of Good Hope	15	24	15	27	9	1,285	1,490	745	1,035	315
Natal	309	461	322	367	414	16,493	24,683	16,702	17,654	16,562
Zanzibar and Pemba	248	219	228	183	217	10,375	6,577	7,980	5,136	5,350
Kenya Colony	444	416	479	974	646	13,477	12,767	13,783	14,763	26,062
Tanganyika Territory	83	101	161	110	201	2,555	3,842	5,500	4,000	6,640
Anglo-Egyptian Sudan	20	26	8	59	44	620	625	305	2,393	1,190
Seychelles	60	65	56	76	63	2,136	2,270	1,741	3,047	2,364
Canada— Via Pacific Coast	23	..	1	..	66	1,312	..	140	..	3,920
British Guiana	114	169	2,787	8,262
Western Australia	15	28	8	750	1,554	562
South Australia (including Northern Territory)	18	10	18	956	600	..	15	725
Victoria	10	19	65	29	55	513	1,055	3,760	1,768
New South Wales	21	42	35	41	..	1,045	2,696	2,217	2,790
Queensland	38	41	20	1,530	2,700	1,668
Australian Commonwealth (Total)	18	41	114	169	116	1,011	2,158	6,031	10,246	7,513
New Zealand (including Niuru and Br. Samoa)	4	72	18	33	27	196	5,293	2,666	1,672	2,946

* Shown as a Foreign Country from 1922-23

No. 14—continued

COUNTRIES AND COUNTRIES OF FINAL DESTINATION; ISO SHARE OF EACH PROVINCE	QUANTITY					VALUE				
	1922-23	1923-24	1924-25	1925-26	1926-27	1922-23	1923-24	1924-25	1925-26	1926-27
Provisions and Oilman's stores—continued										
or sorts of Provisions—(L. E.)—continued	Cwts.	Cwts.	Cwts.	Cwts.	Cwts.	Rs.	Rs.	Rs.	Rs.	Rs.
Fiji Islands	357	356	449	790	415	17,532	15,717	21,707	22,168	15,330
Other British Possessions	21	10	22	9	24	946	585	504	470	1,241
TOTAL BRITISH EMPIRE	20,917	22,177	16,006	16,452	17,765	5,46,870	5,40,469	5,04,911	4,83,415	5,20,476
Germany	11	9	47	14	12	580	825	2,806	836	344
France	16	13	49	24	28	1,162	1,004	2,202	1,136	1,932
Spain	18	2,450
Turkey, European	96	3,150
Market Territory and Trucial Oman	1,597	1,979	1,324	863	704	30,879	39,138	23,067	19,596	23,023
Other Native States in Arabia	537	756	674	334	256	15,737	14,405	16,037	8,111	7,500
Persia	268	767	351	198	188	11,003	24,427	15,412	9,379	16,121
Java	11	13	12	33	34	771	871	291	1,294	1,220
Siam	49	126	162	171	175	2,870	6,058	7,805	7,941	17,907
Korea	5	75	300	7,667
China (exclusive of Hongkong and Macao)	668	62	1,695	45	742	12,566	2,361	21,110	2,082	16,005
Japan	159	101	12	96	167	11,428	7,436	1,024	4,722	5,694
Egypt*	—	69	79	24	70	—	1,695	2,165	1,080	1,595
Portuguese East Africa	169	169	173	189	169	6,784	9,667	7,642	8,301	8,328
Italian East Africa (Somaliland and Eritrea)	18	19	9	14	24	875	760	305	396	1,030
United States of America—										
Vid Atlantic Coast	12	13	22	45	55	1,126	671	1,146	7,005	4,269
Pacific "	1	11	17	22	11	275	515	722	940	425
Other Foreign Countries	31	21	43	33	29	1,481	2,054	2,025	1,550	1,192
TOTAL FOREIGN COUNTRIES	3,530	4,123	4,815	2,121	2,771	1,01,104	1,12,187	1,27,529	74,237	84,097
Share of Bengal	338	1,235	1,228	1,515	1,373	43,781	66,898	66,221	67,102	66,022
Bombay	6,260	5,204	4,828	6,321	3,432	1,21,722	2,01,266	2,07,723	1,96,999	1,77,249
Sind	1,991	2,335	2,045	1,237	1,045	32,923	47,227	36,378	29,802	23,426
Madras	16,191	15,474	9,762	9,422	12,557	3,36,325	2,79,512	2,17,425	2,29,017	2,92,372
Burma	1,217	1,461	2,207	1,022	1,622	22,699	52,902	64,252	24,222	46,294
TOTAL	24,497	26,310	20,321	18,573	20,536	6,47,974	6,52,656	6,22,420	5,67,892	6,04,572
Total value of Provisions and Oilman's stores—										
United Kingdom	—	—	—	—	—	7,54,804	7,29,749	8,19,389	7,10,597	7,43,022
Aden and Dependencies	—	—	—	—	—	1,15,609	87,924	67,961	1,04,406	69,022
Mesopotamia	—	—	—	—	—	1,78,278	1,37,427	1,16,196	2,27,784	94,121
Bahrain Islands	—	—	—	—	—	9,206	12,596	6,047	14,416	6,322
Maldives	—	—	—	—	—	5,726	2,224	5,502	2,925	10,429
Ceylon	—	—	—	—	—	9,59,752	9,49,474	9,48,171	9,51,922	9,08,320
Straits Settlements (including Labuan)	—	—	—	—	—	16,44,424	17,22,011	15,75,722	17,69,442	20,75,251
Federated Malay States	—	—	—	—	—	23,479	49,642	45,020	85,507	1,22,666
Hongkong	—	—	—	—	—	2,95,220	2,29,724	2,12,360	2,75,419	2,51,242
Egypt*	—	—	—	—	—	6,019	—	—	—	—
Cape of Good Hope	—	—	—	—	—	4,605	20,491	6,525	7,394	10,722
Natal	—	—	—	—	—	92,919	2,31,164	1,04,622	1,26,091	1,32,212
Transvaal	—	—	—	—	—	1,260
Zanzibar and Pemba	—	—	—	—	—	42,027	61,041	33,495	47,644	53,591
Kenya Colony	—	—	—	—	—	26,229	29,542	45,842	62,117	62,187
Tanganyika Territory	—	—	—	—	—	41,690	29,390	22,244	22,224	92,520
Anglo-Egyptian Sudan	—	—	—	—	—	33,224	29,469	52,466	29,042	33,660
Mauritius and Dependencies	—	—	—	—	—	4,26,123	4,17,444	5,72,424	2,59,501	2,47,560
Seychelles	—	—	—	—	—	22,422	9,665	10,449	11,522	11,221

* Shown as a Foreign Country from 1923-24.

GENERAL EXPORTS

(730)

INDIAN MERCHANDISE

No. 14—continued

ARTICLES, AND COUNTRIES OF FINAL DESTINATION; ALSO SHARE OF EACH PROVINCE	QUANTITY					VALUE				
	1922-23	1923-24	1924-25	1925-26	1926-27	1922-23	1923-24	1924-25	1925-26	1926-27
Provisions and Oilman's stores—concluded						R	R	R	R	R
Total value of Provisions and Oilman's Stores—continued										
Canada—										
Via Atlantic Coast . . .	—	—	—	—	—	2,040	1,840	280
" Pacific " . . .	—	—	—	—	—	6,284	11,717	7,075	11,245	15,948
British West India Islands . . .	—	—	—	—	—	85,878	56,506	54,698	47,328	56,564
British Guiana . . .	—	—	—	—	—	45,370	1,07,603	53,162	84,332	27,588
Western Australia	—	—	—	—	—	16,782	20,952	15,472	32,362	18,424
South Australia (including Northern Territory)	—	—	—	—	—	13,211	6,013	7,493	13,072	8,843
Victoria . . .	—	—	—	—	—	52,352	46,061	63,082	77,006	41,715
New South Wales . . .	—	—	—	—	—	39,769	36,871	51,582	76,478	39,629
Queensland . . .	—	—	—	—	—	46,439	41,850	51,611	60,917	32,864
Australian Commonwealth (Total)	—	—	—	—	—	1,68,663	1,51,747	1,89,240	2,65,835	1,41,475
New Zealand (including Nauru and Br. Samoa)	—	—	—	—	—	4,048	17,595	16,762	16,570	16,520
Fiji Islands . . .	—	—	—	—	—	1,41,886	29,321	24,317	32,165	20,275
Other British Possessions . . .	—	—	—	—	—	1,845	584	2,132	154	1,100
TOTAL BRITISH EMPIRE	—	—	—	—	—	52,12,675	53,13,777	50,86,628	53,06,239	52,05,748
Germany . . .	—	—	—	—	—	5,826	3,071	3,603	3,189	483
Netherlands . . .	—	—	—	—	—	2,241	640	3,016	1,849	7,825
Belgium . . .	—	—	—	—	—	239	866	930	4,916	9,593
Luxemburg . . .	—	—	—	—	—	—	—	7,000	—	—
France . . .	—	—	—	—	—	4,541	2,107	4,908	3,073	7,931
Spain . . .	—	—	—	—	—	3,450	—	—	—	—
Italy . . .	—	—	—	—	—	1,034	1,825	626	5	288
Greece . . .	—	—	—	—	—	—	—	1,200	16	—
Turkey European . . .	—	—	—	—	—	13	—	30	50	3,150
Mascat Territory and Trucial Oman . . .	—	—	—	—	—	1,69,364	59,756	89,778	4,00,250	1,41,196
Other Native States in Arabia . . .	—	—	—	—	—	20,432	13,612	19,477	9,188	9,427
Perma . . .	—	—	—	—	—	47,297	70,438	54,399	89,174	60,394
Sumatra . . .	—	—	—	—	—	3,401	1,856	5,475	3,160	3,733
Java . . .	—	—	—	—	—	66,224	76,897	76,599	1,10,292	61,714
Celebes and other Islands . . .	—	—	—	—	—	—	360	1,045	720	—
Siam . . .	—	—	—	—	—	1,02,979	70,770	79,941	73,747	79,467
Indo-China (including Cochinchina, Cambodia, Annam, Tonkin and French leased Territories in China)	—	—	—	—	—	37,268	32,540	24,472	27,320	44,730
Philippine Islands and Guam . . .	—	—	—	—	—	11,068	10,844	5,689	9,852	4,705
China (exclusive of Hongkong and Macao)	—	—	—	—	—	1,80,142	1,67,176	2,36,186	1,39,285	1,37,230
Korea . . .	—	—	—	—	—	526	300	7,667	650	114
Japan . . .	—	—	—	—	—	69,202	47,945	33,223	30,961	26,226
Egypt* . . .	—	—	—	—	—	—	5,669	2,090	3,909	9,244
Belgian Congo . . .	—	—	—	—	—	1,225	—	—	—	—
Portuguese East Africa . . .	—	—	—	—	—	45,977	46,340	42,422	69,973	53,727
Madagascar . . .	—	—	—	—	—	465	2,896	7,177	1,260	4,740
Réunion . . .	—	—	—	—	—	4,585	6,163	1,030	1,177	1,232
Italian East Africa (Somaliland and Eritrea)	—	—	—	—	—	4,325	3,755	2,225	2,471	3,255
United States of America—										
Via Atlantic Coast . . .	—	—	—	—	—	74,646	71,312	62,626	62,173	88,269
" Pacific " . . .	—	—	—	—	—	19,685	14,660	17,610	21,422	14,870
Dutch Guiana . . .	—	—	—	—	—	2,268	488	160	284	—
Ecuador . . .	—	—	—	—	—	—	1,080	—	—	—
Hawaii . . .	—	—	—	—	—	—	1,200	900	1,179	1,100
Other Foreign Countries . . .	—	—	—	—	—	522	1,502	1,814	798	1,723
TOTAL FOREIGN COUNTRIES	—	—	—	—	—	8,78,965	7,21,073	8,00,773	10,72,353	7,76,471
Share of Bengal . . .	—	—	—	—	—	27,36,596	23,35,344	27,31,759	26,66,665	23,53,473
" Bombay . . .	—	—	—	—	—	17,06,803	17,69,331	16,18,702	17,28,395	15,04,708
" Sind . . .	—	—	—	—	—	7,32,576	69,513	98,496	5,35,973	1,52,543
" Madras . . .	—	—	—	—	—	13,31,307	12,76,327	13,00,350	13,69,235	14,19,589
" Burma . . .	—	—	—	—	—	84,568	83,835	83,094	59,922	68,916
TOTAL	—	—	—	—	—	60,91,640	60,34,850	58,87,401	63,78,592	59,82,219

No. 14—continued

ARTICLES, AND COUNTRIES OF FINAL DESTINATION; ALSO SHARE OF EACH PROVINCE	QUANTITY					VALUE				
	1922-23	1923-24	1924-25	1925-26	1926-27	1922-23	1923-24	1924-25	1925-26	1926-27
	Tons	Tons	Tons	Tons	Tons	Rs	Rs	Rs	Rs	Rs
Railway plant and Rolling-stock—										
Teak Keys (III. N)— United Kingdom	1,712	1,820	2,420	1,851	698	2,33,529	2,44,701	3,46,795	2,58,722	1,30,443
Share of Burma	1,712	1,820	2,420	1,851	695	2,33,529	2,44,701	3,46,795	2,58,722	1,30,443
Materials for construction (including sleepers of wood) (III. N)—										
Bahrain Islands	81	12,150
Ceylon	1	35	..	110	..	45	8,000	..	16,393	..
Straits Settlements (includ- ing Labuan)	8	1,850
Mauritius and Dependencies	13	2,380	..
Other British Possessions	1	5	10	100	300	..
TOTAL BRITISH EMPIRE	1	35	1	128	89	51	8,010	100	18,053	14,000
TOTAL FOREIGN COUNTRIES	20	50
Share of Bengal	..	35	..	13	8,000	..	2,380	450
.. Bombay	300	..
.. Burma	1	..	1	110	89	51	20	150	16,393	13,850
TOTAL	1	35	1	128	89	51	8,030	150	18,053	14,000
Other sorts (III. N)—										
Ceylon	1,000	800
Other British Possessions	350
TOTAL BRITISH EMPIRE	1,000	1,150
Japan	961
Share of Bengal	961	1,000	1,150
Total value of Railway plant and Rolling-stock	2,24,541	2,52,731	3,46,945	2,77,075	1,45,593

GENERAL EXPORTS

(732)

INDIAN MERCHANDISE

No. 14—continued

ARTICLES, AND COUNTRIES OF FINAL DESTINATION; ALSO SHARE OF EACH PROVINCE	QUANTITY					VALUE				
	1922-23	1923-24	1924-25	1925-26	1926-27	1922-23	1923-24	1924-25	1925-26	1926-27
Rubber—Raw (II. J)—	Lbs.	Lbs.	Lbs.	Lbs.	Lbs.	R	R	R	R	R
United Kingdom	6,584,583	7,415,322	8,685,493	9,410,020	10,245,699	39,79,935	54,34,172	68,97,774	1,22,78,413	1,17,66,070
Ceylon	3,015,838	3,650,981	3,907,283	5,048,234	4,799,539	16,82,817	31,48,847	33,37,231	62,56,183	60,82,121
Straits Settlements (including Labuan)	1,487,318	2,077,001	3,472,245	4,330,627	5,180,770	8,02,198	14,24,408	24,56,484	62,20,018	47,47,789
Federated Malay States	8,005	230	2,254	172
Natal	2,000	2,250	1,500	4,500	..
Cape of Good Hope	2,534	10,244	1,900	8,646	..
Victoria	17,920	35,882	17,920	35,882
Australian Commonwealth (Total)	17,920	35,882	17,920	35,882
Other British Possessions	224	500
TOTAL BRITISH EMPIRE	11,087,963	13,146,300	16,020,790	18,819,295	20,261,890	64,66,460	1,00,09,676	1,26,95,111	2,47,86,380	2,26,31,825
Germany	275,280	229,663	77,681	45,128	35,240	1,77,249	1,48,461	64,262	65,992	58,190
Netherlands	15,770	12	53,701	23,783	44,980	3,371	7	36,397	18,783	44,980
Belgium	2,240	2,240	..
France	38,300	102,334	83,830	286,880	321,360	16,495	73,537	65,305	3,70,401	3,49,320
Italy	6,720	6,720
Japan	7,000	16,490	..	2,625	28,857	..
Egypt*	4,480	8,960	..
United States of America—										
Via Atlantic Coast	1,074,861	1,952,536	1,762,406	3,207,920	2,342,309	5,79,408	12,14,187	14,26,022	41,28,268	29,80,002
Other Foreign Countries	400	150
TOTAL FOREIGN COUNTRIES	1,411,211	2,283,945	1,984,398	3,591,871	2,743,889	7,94,643	14,36,342	15,99,206	46,23,496	33,82,492
Share of Bengal	97,440	3,024	..	9,760	4,375
“ Bombay	224	500
“ Sind	2,688	1,960
“ Madras	7,068,334	8,919,911	9,436,668	12,178,395	11,353,373	39,38,892	63,60,409	74,82,431	1,44,43,500	1,41,31,625
“ Burma	5,437,428	6,412,903	8,668,820	10,232,771	11,649,382	33,08,751	50,35,859	68,11,886	1,49,66,376	1,18,77,817
TOTAL	12,499,174	15,430,254	18,005,188	22,411,166	23,005,779	72,50,093	1,14,46,013	1,42,94,317	2,94,09,876	2,60,14,317
Manufactures (III. O)—										
United Kingdom	4,405	10,990	6,019	14,560	50,680
Ceylon	3,295	34,428	2,259	4,536	24,951
Hongkong	1,522	508	776
Other British Possessions	108	18	622	300	850
TOTAL BRITISH EMPIRE	9,325	45,944	9,676	19,396	76,481
United States of America—										
Via Atlantic Coast	6	608	27,810
Share of Bengal	5,850	9,475	6,795	13,160	7,600
“ Bombay	622
“ Madras	3,741	36,466	2,259	1,844	26,541
“ Burma	40	150
TOTAL	9,331	45,944	9,676	20,004	1,04,291
Salt (I. I)—	Tons	Tons	Tons	Tons	Tons					
Ceylon	4,044	1,005	1,660	11,920	15,916	1,00,743	17,855	28,166	2,04,925	2,98,543
Straits Settlements (including Labuan)	1,191	1	4	11,836	100	298	430	612
Other British Possessions	3	3	5	2	8	712	709	831	367	1,123
TOTAL BRITISH EMPIRE	5,238	1,008	1,665	11,923	15,928	1,13,296	18,664	29,295	2,05,722	3,00,233
TOTAL FOREIGN COUNTRIES	1	72	131	184	92	57
Share of Bengal	5	3	5	3	13	835	598	1,067	782	1,726
“ Bombay	2	1	..	634	639	133	226	67
“ Sind	23	..	30	..
“ Madras	5,231	1,005	1,660	11,919	15,916	1,12,049	17,335	28,133	2,04,776	2,98,513
“ Burma	1	96	..	5
TOTAL	5,238	1,008	1,666	11,923	15,928	1,13,368	18,795	29,479	2,05,814	3,00,340

* Shown as a Foreign Country in 1923-24.

No. 14—continued

ARTICLES, AND COUNTRIES OF FINAL DESTINATION; ALSO SHARE OF EACH PROVINCE	QUANTITY					VALUE				
	1922-23	1923-24	1924-25	1925-26	1926-27	1922-23	1923-24	1924-25	1925-26	1926-27
	Tons	Tons	Tons	Tons	Tons	Rs	Rs	Rs	Rs	Rs
Leads—										
Oil seeds—										
Essential—										
Ajwan (L. K)—										
United Kingdom	8	2,025
Aden and Dependencies	10	22	32	25	25	7,222	8,325	11,060	9,831	10,117
Ceylon	11	14	10	15	16	4,100	5,310	3,679	5,770	5,826
Straits Settlements (including Labuan)	50	45	44	75	98	17,913	18,025	18,548	23,784	25,043
Egypt*	5	1,450
Natal	2	1	2	2	..	1,969	1,100	1,332	1,362	983
Kenya Colony	2	..	3	2	2	970	685	1,241	1,202	1,610
Other British Possessions	6	1	..	940	952	2,112	1,770	920
TOTAL BRITISH EMPIRE	97	82	97	121	141	36,359	34,406	60,012	43,809	54,499
Germany	102	142	192	72	..	17,339	32,150	44,432	36,215	..
France	150	..	1	80,000	..	225
Spain	88	58,000	..
Native States in Arabia other than Maskat territory and Trucial Oman	2	14	6	3	9	1,722	9,422	4,185	1,665	3,791
Siam	1	3	1	2	1	80	1,080	704	844	800
Egypt*	..	1	1	1	2	..	730	300	770	997
United States of America— Via Atlantic Coast	4	238	..	1,500	96	96	72,278	..
Other Foreign Countries	1	2	..	2	1	610	1,145	534	1,280	1,110
TOTAL FOREIGN COUNTRIES	110	162	350	356	14	21,551	44,609	80,801	1,70,942	6,622
Share of Bengal	178
“ Bombay	207	244	447	477	155	57,910	78,840	1,20,242	2,14,751	61,121
TOTAL	207	244	447	477	155	57,910	79,018	1,20,242	2,14,751	61,121
Ajwan (L. K)—										
United Kingdom	5	..	10	100	..	1,560	8	2,000	18,000	..
Straits Settlements (including Labuan)	24	15	8	14	11	4,907	3,805	2,070	4,006	2,529
Other British Possessions	..	1	3	1	2	779	1,077	1,076	689	1,667
TOTAL BRITISH EMPIRE	29	16	21	115	13	7,246	4,891	5,146	22,785	5,006
Germany	950	846	1,555	1,244	..	2,14,000	1,61,275	2,98,975	2,27,082	..
France	18	..	12	3	..	2,600	..	2,400	1,000	..
Java	2	8	16	11	4	578	3,012	2,295	2,576	770
United States of America— Via Atlantic Coast	367	..	386	507	..	72,322	..	69,665	1,18,492	..
“ Pacific	18
Other Foreign Countries	..	2	1	2	..	15	456	290	641	156
TOTAL FOREIGN COUNTRIES	1,337	856	1,920	1,867	4	2,90,515	1,64,760	3,74,625	3,54,741	928
Share of Bengal	25	23	27	23	3	5,243	7,221	6,122	6,192	2,423
“ Bombay	1,240	843	1,916	1,959	9	2,21,452	1,61,682	3,72,340	3,71,226	3,290
“ Sind	79
“ Madras	1	1	226	487	292	100	12
TOTAL	1,266	872	1,941	1,982	17	2,97,851	1,69,451	3,79,771	3,77,526	6,284
Alsead (L. K)—										
Straits Settlements (including Labuan)	36	21	44	92	33	12,811	6,809	12,725	25,689	12,502
Federated Malay States	1	1	220	1,326
Hongkong	..	1	74	25	19	101	667	20,124	7,045	5,898
Mauritius and Dependencies	3	3	5	1	1	1,571	1,166	1,115	421	1,031
Other British Possessions	2	2	1	2	1	1,337	2,242	1,227	1,779	1,188
TOTAL BRITISH EMPIRE	41	27	124	121	60	21,220	10,883	26,191	35,154	21,787
Java	..	1	1	6	4	440	276	314	2,622	1,060
Egypt*	..	4	3,000
Other Foreign Countries	..	2	2	865	603	37	15
TOTAL FOREIGN COUNTRIES	..	7	3	6	4	440	4,141	817	2,660	1,075

* Shown as a Foreign Country from 1922-24.

GENERAL EXPORTS

(734)

INDIAN MERCHANDISE

No. 14—continued

ARTICLES, AND COUNTRIES OF FINAL DESTINATION; ALSO SHARE OF EACH PROVINCE	QUANTITY					VALUE				
	1922-23	1923-24	1924-25	1925-26	1926-27	1922-23	1923-24	1924-25	1925-26	1926-27
<i>Seeds—continued</i>										
<i>Oil seeds—continued</i>										
<i>Essential—continued</i>										
<i>Aniseed (H. K)—continued</i>										
<i>Share of Bengal</i>	40	33	126	126	63	21,536	13,919	36,318	36,788	22,250
<i>Bombay</i>	..	1	1	2	..	255	676	400	750	110
<i>Madras</i>	1	1	469	537	293	273	472
TOTAL	41	34	127	127	64	22,260	15,024	37,008	37,814	22,832
<i>Caraway (H. K)—(a)</i>										
<i>France</i>	..	11	4,440
<i>United States of America—</i> <i>Via Atlantic Coast</i>	..	1	450
TOTAL FOREIGN COUNTRIES	..	12	4,890
<i>Share of Bombay</i>	..	12	4,390
<i>Coriander (H. K)—</i>										
<i>United Kingdom</i>	18	168	49	1	..	4,122	40,833	10,840	222	1,170
<i>Aden and Dependencies</i>	20	24	68	15	19	7,881	10,732	25,744	6,100	7,324
<i>Mesopotamia</i>	6	12	6	6	1	3,308	4,561	2,495	3,811	450
<i>Bahrain Islands</i>	3	1	1	4	3	1,458	726	1,220	1,905	1,807
<i>Maldives</i>	1	5	2	1	..	307	1,390	1,089	245	..
<i>Ceylon</i>	2,045	2,018	1,811	1,368	700	5,93,006	6,66,572	5,60,175	3,70,131	2,08,518
<i>Straits Settlements (including</i> <i>Labuan)</i>	2,405	2,942	2,294	2,584	2,845	6,44,984	5,70,837	4,02,630	3,99,522	6,72,549
<i>Federated Malay States</i>	24	25	30	61	100	7,558	5,629	6,305	8,488	29,773
<i>Hongkong</i>	2	4	1	2	4	1,038	2,313	596	597	1,528
<i>Cape of Good Hope</i>	5	..	2	1	3	2,140	380	779	204	1,274
<i>Natal</i>	58	48	59	73	74	48,111	39,789	49,749	57,664	57,479
<i>Zanzibar and Pemba</i>	19	17	21	18	21	9,300	7,610	10,162	9,395	11,725
<i>Kenya Colony</i>	24	27	30	82	33	11,338	13,292	13,809	17,356	19,399
<i>Tanganyika Territory</i>	5	5	8	10	7	3,185	2,042	3,523	4,835	4,223
<i>Anglo-Egyptian Sudan</i>	1	1	8	680	35	155	480	4,577
<i>Mauritius and Dependencies</i>	113	107	93	94	108	34,148	22,461	16,380	20,251	26,176
<i>British West India Islands</i>	..	3	6	5	1	611	1,336	1,387	932	156
<i>British Guiana</i>	2	3	20	8	..	550	733	4,095	1,400	..
<i>South Australia (including</i> <i>Northern Territory)</i>	..	1	2	1	2	185	409	519	299	736
<i>Victoria</i>	27	35	17	20	10	12,941	14,538	5,672	4,991	3,627
<i>New South Wales</i>	18	28	27	21	9	8,928	12,020	8,694	5,581	3,066
<i>Queensland</i>	..	1	4	2	545	1,178	600	..
<i>Australian Commonwealth</i> <i>(Total)</i>	45	65	50	44	21	22,054	27,562	16,058	11,471	7,429
<i>Fiji Islands</i>	21	8	4	8	8	7,302	2,318	1,777	2,328	2,575
<i>Other British Possessions</i>	3	1	4	1,159	607	520	826	1,364
TOTAL BRITISH EMPIRE	4,815	5,477	4,550	4,287	3,960	14,04,740	14,21,727	11,29,467	9,18,168	10,55,001
<i>France</i>	98	50	3	36,562	18,447	900
<i>Italy</i>	..	20	2	8,040	904
<i>Austria</i>	4	2,081
<i>Syria</i>	5	4,500
<i>Muscat Territory and Trucial</i> <i>Oman</i>	18	14	28	16	15	6,804	6,555	9,513	6,805	7,778
<i>Other Native States in Arabia</i>	12	14	12	11	9	6,782	9,137	7,641	7,040	5,264
<i>Peria</i>	3	3	5	7	3	1,237	1,870	1,695	2,532	1,381
<i>Sumatra</i>	1	6	3	300	1,340	240
<i>Java</i>	243	382	556	572	412	62,650	76,884	84,746	83,838	61,490
<i>Siam</i>	2	3	7	3	1	370	1,190	1,692	502	468
<i>Egypt</i>	..	7	1,618
<i>Portuguese East Africa</i>	16	16	18	15	11	7,623	7,524	10,298	7,387	6,075
<i>Madagascar</i>	2	5	3	1	2	575	1,345	732	805	570
<i>Reunion</i>	3	2	1	3	3	1,610	1,275	400	1,324	1,300
<i>United States of America—</i> <i>Via Atlantic Coast</i>	442	68	50	1,97,780	18,361	14,774
<i> Pacific</i>	30
<i>Other Foreign Countries</i>	..	1	3	2	..	225	1,086	1,298	957	351
TOTAL FOREIGN COUNTRIES	845	585	692	636	450	3,29,018	1,53,362	1,36,619	1,12,530	1,15,417
<i>Share of Bengal</i>	2,029	2,579	2,304	2,427	2,783	5,49,517	5,00,573	3,70,532	3,64,063	6,01,470
<i> Bombay</i>	1,149	1,839	1,561	927	656	5,22,842	7,29,471	6,34,960	4,01,761	3,11,129
<i> Madras</i>	3	2	44	2	1	1,949	1,641	1,721	1,458	958
<i> Burma</i>	1,622	757	858	787	806	4,04,321	1,76,233	1,76,795	1,39,068	2,03,709
<i> Burma</i>	957	835	475	780	173	2,55,129	1,67,111	82,068	1,34,343	53,152
TOTAL	5,660	6,062	5,242	4,923	4,419	17,33,758	15,75,089	12,66,076	10,30,698	11,70,418

(a) Included in "Essential seeds—other sorts" from 1924-25.
* Shown as a Foreign Country from 1923-24.

No. 14—continued

ARTICLES, AND COUNTRIES OF FINAL DESTINATION; ALSO SHARE OF EACH PROVINCE	QUANTITY					VALUE				
	1922-23	1923-24	1924-25	1925-26	1926-27	1922-23	1923-24	1924-25	1925-26	1926-27
	Tons	Tons	Tons	Tons	Tons	R	R	R	R	R
<i>seeds—continued</i>										
<i>Oil seeds—continued</i>										
<i>Essential—continued</i>										
Cammin (other than black) (H. K.)—										
United Kingdom	94	83	8	89,611	41,708	7,886	2	..
Aden and Dependencies	72	52	56	37	25	56,363	37,339	47,220	23,212	10,180
Mesopotamia	5	6	3	3	2	2,624	5,166	2,147	2,490	2,100
Bahrain Islands	..	1	6	3	..	740	1,230	6,212	3,150	740
Ceylon	575	586	517	150	22	4,14,787	4,15,378	4,09,506	1,24,928	13,666
Straits Settlements (including Labuan)	288	305	479	435	291	2,34,138	2,07,364	3,63,381	2,35,300	2,22,788
Federated Malay States	2	9	18	1,309	315	241	5,763	7,130
Hongkong	..	1	245	2,233	723	865	365
Egypt*	86	1,04,862
Cape of Good Hope	7	2	10	140	540	6,125	2,278	6,635
Natal	24	30	27	32	24	37,490	41,821	40,694	45,727	30,923
Zanzibar and Pemba	50	58	58	52	46	33,886	45,053	43,970	43,202	40,185
Kenya Colony	16	16	24	22	17	12,461	15,723	21,622	19,232	15,800
Tanganyika Territory	8	7	9	10	10	6,337	4,810	7,520	8,870	7,066
Mauritius and Dependencies	13	15	14	18	11	15,042	16,046	18,651	13,510	9,472
British West India Islands	..	1	1	1,221	2,358	252	..
British Guiana	1	317	1,370	1,377	470	100
South Australia (including Northern Territory)	68	55
Victoria	1	2	1	6	..	1,296	3,993	2,220	5,768	265
New South Wales	1	8	4	4	..	1,296	11,398	6,771	2,811	..
Australian Commonwealth (Total)	2	10	5	10	..	2,550	15,723	8,991	2,308	260
New Zealand (including Nauru and Br. Samoa)	2	1,455	..	109
Pill Islands	2	5	3	1	5	1,975	4,375	2,484	3,923	6,858
Other British Possessions	..	1	1	421	440	1,250	280	875
TOTAL BRITISH EMPIRE	1,246	1,217	1,221	784	481	10,20,609	9,48,020	10,10,971	6,49,974	3,95,740
Germany	5	89	13	6,500	89,265	17,440
Netherlands	3	12	3	3,037	13,825	4,040
France	483	197	29	4,90,240	2,03,298	31,740
Syria	10	9	3	11,395	14,970	6,050
Mascat Territory and Trucial Oman	104	93	22	79	71	64,876	75,776	71,620	61,780	63,802
Other Native States in Arabia	10	12	3	14	6	10,522	15,747	10,519	11,130	5,810
Persia	1	..	1	1	..	657	360	1,250	1,670	809
Java	4	5	6	4	..	2,120	3,675	3,725	2,000	447
Siam	1	4	9	3	9	2,170	4,325	7,655	8,470	9,470
China (exclusive of Hong- kong and Macao)	110	377	1,424	160	220
Egypt*	..	120	25	3	1,24,773	20,910	2,009	..
Portuguese East Africa	10	9	9	11	11	3,495	3,249	10,243	9,525	6,271
Madagascar	3	1	2	1	1	2,710	495	1,180	1,050	684
Italian East Africa (Somali- land and Eritrea)	1	2	..	445	915	630	1,640	20
United States of America— Pacific Coast	362	524	69	4,48,045	7,02,723	96,061
“ Pacific Chile (including the Pacific Coast of Patagonia)	..	4	7,013	633
“ Pacific Chile (including the Pacific Coast of Patagonia)	..	35	96	52,150	1,14,611
Peru	..	1	15	1,412	15,000
Bolivia	..	2	4	2,287	5,479
Other Foreign Countries	1,543	654	916	1,170	1,310
TOTAL FOREIGN COUNTRIES	996	1,117	400	123	98	10,53,925	18,20,197	4,20,226	1,02,460	9,084
Share of Bengal	178	152	291	65	66	1,84,265	1,66,276	1,89,115	62,621	46,615
“ Bombay	3,023	2,113	1,411	220	609	18,83,383	20,26,097	12,67,591	6,90,341	4,26,176
“ Sind	..	59	1	91	61,707	420	..	110
“ Madras	20	10	3	12	4	20,233	4,923	2,971	9,172	3,662
“ Burma	5	3,527	6
TOTAL	2,242	2,334	1,621	907	579	20,74,534	22,69,117	14,40,197	7,52,434	4,26,593

* Shown as a Foreign Country from 1922-24.

GENERAL EXPORTS

(736)

INDIAN MERCHANDISE

No. 14—continued

ARTICLES, AND COUNTRIES OF FINAL DESTINATION; ALSO SHARE OF EACH PROVINCE	QUANTITY					VALUE				
	1922-23	1923-24	1924-25	1925-26	1926-27	1922-23	1923-24	1924-25	1925-26	1926-27
	Tons	Tons	Tons	Tons	Tons	Rs	Rs	Rs	Rs	Rs
Seeds—continued										
Oil seeds—continued										
Essential—continued										
Cumin (black) (H. K.)—										
United Kingdom	..	1	..	5	595	..	1,105	288
Aden and Dependencies	7	200	3,028
Ceylon	3	4	7	13	8	3,296	2,673	3,306	4,641	2,730
Straits Settlements (including Labuan)	176	119	46	66	69	1,25,860	62,014	19,081	23,075	25,356
Hongkong	420	1,015	525	780	750
Natal	2	..	522	577	76	2,668	118
Mauritius and Dependencies	14	5	7	1	9	11,228	3,243	3,408	500	4,252
Zanzibar and Pemba	1	..	435	635	271	1,660	185
British Guiana	1	1	2	1	..	638	1,425	1,621	1,060	74
South Australia (including Northern Territory)	69	186
New South Wales	1	..	1	2	..	1,296	..	1,227	3,289	..
Australian Commonwealth (Total)	1	..	1	2	..	1,296	69	1,263	3,289	..
Fiji Islands	2	2,008	476	455	410	762
Other British Possessions	1	1	2	1,450	1,446	1,251	1,061	1,655
TOTAL BRITISH EMPIRE	198	181	70	91	88	1,47,203	74,368	84,384	40,249	36,130
France	60	..	2	57,277	..	790
Java	3	17	14	5	7	2,644	9,260	6,371	1,334	2,134
Siam	2	1,410	..	185	180	160
Egypt*	..	15	11,276
United States of America—Via Atlantic Coast	1	1,000
Chile (including the Pacific Coast of Patagonia)	1	39	4	360	50,988	5,651
Peru	1	566	1,354
Other Foreign Countries	..	1	1	697	1,198	1,134	318	359
TOTAL FOREIGN COUNTRIES	67	72	22	5	7	63,838	73,306	15,485	2,332	2,853
Share of Bengal	260	202	35	34	92	2,05,467	1,45,337	45,428	33,943	35,744
„ Bombay	2	1	7	12	3	3,025	1,995	4,311	3,531	2,339
„ Sind	3	3,099	200	130	107	110
„ Madras	92	90
TOTAL	265	203	92	96	95	2,10,591	1,47,674	49,809	42,591	38,783
Wool (H. K.)—										
United Kingdom	31	141	30	5	..	19,605	76,864	13,620	2,675	..
Aden and Dependencies	14	14	14	18	16	6,795	7,166	5,868	6,285	5,931
Ceylon	324	261	230	295	117	1,38,680	1,04,552	88,452	1,11,825	43,883
Straits Settlements (including Labuan)	172	120	108	108	139	80,214	50,482	33,272	40,301	54,165
Hongkong	..	6	15	24	31	70	1,312	4,483	5,716	3,215
Cape of Good Hope	5	120	390	1,323	40	200
Natal	4	9	7	9	6	3,370	5,490	3,744	5,015	3,760
Zanzibar and Pemba	..	1	..	1	1	730	960	1,055	1,665	1,183
Kenya Colony	2	4	5	7	6	1,450	2,410	2,363	3,140	3,335
Mauritius and Dependencies	3	1	3	1	1	1,510	1,022	1,050	549	494
Other British Possessions	..	2	1	..	2	370	792	1,193	764	1,572
TOTAL BRITISH EMPIRE	550	559	413	463	319	2,52,914	2,51,940	1,61,433	1,79,035	1,22,743
Sweden	5	3,500
Germany	..	58	15	30,451	7,500
Netherlands	..	2	1,176
France	87	26	33,496	11,504
Italy	..	105	33	55,152	15,740
Austria	5	35	25	4,025	19,730	13,427
Native States in Arabia other than Maskat Territory and Trucial Oman	3	1	..	3	1	1,203	900	300	1,265	585
Perak	1	22	99	265	145	725	9,276
Java	..	4	50	1,460	..	60	..
Siam	1	3	3	1	5	737	1,682	1,522	1,046	1,917
Portuguese East Africa	..	1	11	1	..	150	340	4,305	510	272
United States of America—Via Atlantic Coast	67	65	3	..	5	43,704	50,006	779	..	1,400
Other Foreign Countries	1	2	..	3	..	539	1,155	979	1,250	549
TOTAL FOREIGN COUNTRIES	164	302	99	9	33	89,033	1,73,321	43,597	4,856	13,999

* Shown as a Foreign Country from 1923-24.

No. 14—continued

ARTICLES, AND COUNTRIES OF FINAL DESTINATION; ALSO SHARE OF KAOR PROVINCE	QUANTITY					VALUE				
	1922-23	1923-24	1924-25	1925-26	1926-27	1922-23	1923-24	1924-25	1925-26	1926-27
	Tons	Tons	Tons	Tons	Tons	Rs	Rs	Rs	Rs	Rs
Seeds—continued										
Oil seeds—continued										
Essential—continued										
Fennel (H.K.)—contd.										
Share of Bengal	7	..	6	1	..	2,928	99	1,469	724	98
.. Bombay	707	354	408	478	362	3,38,779	4,22,241	2,08,410	1,32,197	1,36,645
.. Sind	7	210	3,439	189	49	1
.. Burma	144
TOTAL	714	361	512	477	362	3,41,952	4,25,781	2,10,030	1,63,991	1,36,742
Fenugreek (H. K.)—	Tons	Tons	Tons	Tons	Tons					
United Kingdom	60	50	397	214	..	17,835	12,490	90,654	41,975	..
Aden and Dependencies	6	5	6	..	2	2,774	1,787	2,900	507	1,403
Mesopotamia	5	8	1	1	48	1,570	612	884	450
Bahrein Islands	3	4	2	4	1	1,690	2,088	1,420	1,329	600
Ceylon	272	265	237	292	325	1,03,330	94,636	84,785	90,026	1,04,462
Straits Settlements (including Labuan)	155	262	169	191	227	62,553	75,819	60,691	72,661	79,729
Cape of Good Hope	3	3	4	..	65	861	1,000	1,106
Natal	16	18	15	17	19	11,475	12,229	9,801	8,745	12,372
Zanzibar and Pemba	5	2	1	3	635	2,202	1,700	1,266	2,078
Kanya Colony	7	9	12	11	11	3,183	3,660	4,599	5,576	5,600
Tanganyika Territory	1	..	1	1	..	585	290	500	1,065	988
Anglo-Egyptian Sudan	3	1	5	2	3	657	460	1,670	745	990
Mauritius and Dependencies	8	5	7	7	7	4,608	2,664	2,091	2,495	3,575
South Australia (including Northern Territory)	1	545	617	..	109
Victoria	3	1,431	168
New South Wales	3	2	5	1,331	579	1,562	..
Australian Commonwealth (Total)	3	3	3	2,366	1,595	3,012	272
Other British Possessions	1	3	16	5	12	1,256	1,584	2,275	2,098	2,756
TOTAL BRITISH EMPIRE	532	635	666	757	615	2,10,677	2,12,920	2,65,705	2,41,084	2,12,461
Italy	50	25	15,000	0,000
Maskat Territory and Trucial Oman	5	9	10	8	6	2,322	3,511	2,202	1,266	1,797
Other Native States in Arabia	4	1	2	3	3	1,968	1,085	1,310	1,470	1,230
Java	3	5	..	1	1	705	1,466	851	316	269
Siam	2	3	..	2	1	534	1,060	870	877	500
Egypt*	47	234	..	1	..	7,999	67,518	224	217
Portuguese East Africa	2	3	3	5	4	1,060	1,585	1,091	2,039	1,600
Italian East Africa (Somaliland and Eritrea)	3	2	..	250	205	1,050	411	140
United States of America—V44 Atlantic Coast	6	1,200
.. Pacific	15	..
Other Foreign Countries	2	2	..	1	1	1,120	1,420	781	879	488
TOTAL FOREIGN COUNTRIES	18	126	278	17	17	8,019	24,531	82,572	7,197	6,401
Share of Bengal	172	139	39	21	30	20,220	27,199	2,597	9,359	6,036
.. Bombay	433	597	1,092	729	523	1,27,642	1,99,879	3,27,457	2,28,216	1,89,706
.. Sind	32	25	5	12	73	2,189	21,168	1,012	2,996	22,784
.. Madras	6	2	6	1,035	895	210	604	1,612
.. Burma	2	760
TOTAL	550	761	1,136	774	622	2,18,996	2,48,451	3,48,277	2,48,271	2,19,942
Saws or oil (H. K.)—	Tons	Tons	Tons	Tons	Tons					
United Kingdom	1,209	951	1,052	710	697	2,97,432	2,42,047	2,56,698	1,92,422	1,74,811
Aden and Dependencies	1	1	5	2	1	754	667	2,047	801	470
Ceylon	6	4	5	8	9	1,861	1,440	1,544	2,126	2,674
Straits Settlements (including Labuan)	8	8	25	15	16	3,016	3,142	3,217	5,356	5,752
Egypt*	10	2,095
Kanya Colony	1	3	2	3	945	1,120	1,565	1,905	2,272
Other British Possessions	1	3	2	1	1,750	1,945	2,627	2,022	1,794
TOTAL BRITISH EMPIRE	1,234	966	1,092	739	727	3,08,553	2,50,411	2,74,798	1,74,762	1,87,772

* Shows a Foreign Country from 1922-23.

GENERAL EXPORTS

(738)

INDIAN MERCHANDISE

No. 14—continued

ARTICLES, AND COUNTRIES OF FINAL DESTINATION; ALSO SHARE OF EACH PROVINCE	QUANTITY					VALUE				
	1922-23	1923-24	1924-25	1925-26	1926-27	1922-23	1923-24	1924-25	1925-26	1926-27
Seeds—continued						R	R	R	R	R
Oil seeds—continued										
<i>Essential—continued</i>										
<i>Sava or oil (H. K.)—continued</i>	Tons	Tons	Tons	Tons	Tons					
Germany	7	2	1	5	5	1,680	750	500	700	1,458
Netherlands	6	1,085
France	10	36	10	2,200	7,985	2,000
Italy	47	5	14,844	1,802
Java	3	1,087
Sum	2	3	4	1	..	725	877	1,107	160
Egypt *	21	6	6,905	2,378
United States of America— Via Atlantic Coast	111	140	28	10	92	42,976	45,804	7,715	5,110	26,220
Argentine Republic (including the Atlantic Coast of Patagonia)	5	1,040
Other Foreign Countries	2	..	4	..	280	1,250	1,076	1,588	800
TOTAL FOREIGN COUNTRIES	181	250	58	23	103	48,173	78,268	17,388	8,450	29,538
<i>Share of Bengal</i>	..	1	13	6	6	45	490	3,115	1,510	2,125
" <i>Bombay</i>	1,385	1,214	1,138	756	824	3,56,981	3,27,899	2,89,026	1,81,708	2,15,181
" <i>Sind</i>	..	1	265	45
TOTAL	1,385	1,216	1,151	762	830	3,57,026	3,28,674	2,92,186	1,83,212	2,17,306
Other sorts (H. K.)—	Tons	Tons	Tons	Tons	Tons					
United Kingdom	1	1	1	5,450	3,200	225
Egypt *	7	2,707
Other British Possessions	1	2	90	220	813
TOTAL BRITISH EMPIRE	8	1	1	1	2	8,247	3,200	225	220	813
France	4	1,200	..	1,280
Syria	2	1,050
United States of America— Via Atlantic Coast	1	..	3	2	..	3,500	..	1,800	972	..
Other Foreign Countries	385	..	200	40	150
TOTAL FOREIGN COUNTRIES	3	..	7	2	..	6,135	..	3,280	1,012	150
<i>Share of Bengal</i>	1	..	30	150	133
" <i>Bombay</i>	9	..	3	2	2	4,202	..	3,505	1,088	830
" <i>Sind</i>	2	1	10,160	3,200
TOTAL	11	1	8	3	2	14,382	3,200	3,505	1,232	963
Total Seeds, Essential—	Tons	Tons	Tons	Tons	Tons					
United Kingdom	1,421	1,345	1,538	1,035	697	4,37,644	4,17,715	3,84,193	2,27,461	1,76,359
Aden and Dependencies	182	118	188	99	88	81,879	66,208	98,337	52,188	44,438
Mesopotamia	11	25	14	10	5	6,380	11,801	7,554	7,780	3,828
Bahrein Islands	6	6	12	11	4	3,878	4,548	10,082	6,444	3,148
Maldives	1	5	7	1	..	717	1,990	3,220	357	..
Ceylon	√3,238	3,147	2,817	2,141	1,199	12,60,190	12,91,202	11,51,840	7,16,455	3,82,553
Straits Settlements (including Labuan)	3,814	3,927	3,202	3,581	3,734	11,92,486	10,88,298	9,51,815	9,30,034	11,12,220
Federated Malay States	25	25	30	74	126	8,907	6,004	6,587	15,176	39,590
Hongkong	2	12	101	51	54	1,996	3,060	27,132	15,122	16,864
Egypt *	120	1,12,838
Cape of Good Hope	5	..	17	6	18	2,460	1,749	9,245	8,557	12,200
Natal	104	106	111	136	123	1,03,552	1,01,864	1,05,811	1,21,946	1,06,184
Zanzibar and Pemba	69	82	82	75	72	51,041	58,775	63,520	58,639	56,858
Kenya Colony	51	58	77	77	72	30,984	37,260	45,805	49,056	48,469
Tanganyika Territory	14	13	18	21	17	11,102	3,057	12,869	16,110	14,424
Anglo-Egyptian Sudan	4	1	5	3	11	1,337	495	2,225	1,225	6,182
Mauritius and Dependencies	154	187	182	122	137	68,344	47,283	33,442	39,775	45,113
Seychelles	1	3	91	445	515	795	2,210
British West India Islands	1	4	7	5	2	1,021	4,168	3,963	2,245	630
British Guiana	3	6	24	11	..	1,386	4,646	7,562	3,326	810
South Australia (including Northern Territory)	1	3	1	2	253	1,023	1,472	299	900
Victoria	23	37	18	29	10	14,237	18,481	7,892	12,217	3,995
New South Wales	20	39	34	33	9	11,620	25,738	17,701	14,855	3,066
Queensland	1	4	2	545	1,173	600	..
Australian Commonwealth (Total)	45	78	59	65	31	28,910	45,785	23,233	27,971	7,961

* Shown as a Foreign Country from 1923-24.

No. 14—continued

ARTICLES, AND COUNTRIES OF FINAL DESTINATION; ALSO SHARE OF EACH PROVINCE	QUANTITY					VALUE				
	1922-23	1923-24	1924-25	1925-26	1926-27	1922-23	1923-24	1924-25	1925-26	1926-27
<i>Seeds—continued</i>						R	R	R	R	R
<i>Oil seeds—continued</i>										
<i>Essential—continued</i>										
<i>Total Seeds, Essential—continued</i>	Tons	Tons	Tons	Tons	Tons					
New Zealand (including Nauru and Br. Samoa)	2	1	2	1,624	341	1,033
Fiji Islands	26	15	10	9	16	12,635	8,304	6,823	7,760	11,373
Other British Possessions	..	1	2	1,385	711	680
TOTAL BRITISH EMPIRE	8,750	9,111	8,443	7,654	6,406	34,18,756	22,14,664	29,67,362	33,06,230	20,92,022
Sweden	5	2,500
Germany	1,064	1,137	1,781	1,421	5	2,40,019	2,11,137	3,68,897	2,75,947	1,458
Netherlands	3	14	3	..	5	2,037	15,001	4,040	..	1,034
France	756	321	220	3	1	6,29,875	2,46,002	69,110	1,000	225
Spain	33	55,000	..
Italy	..	222	70	93,026	24,446
Austria	5	35	29	4,025	19,780	15,458
Turkey, European	3	1,100	2
Syria	17	13	3	1	..	16,945	19,740	5,210	250	..
Mascat Territory and Trucial Oman	129	117	121	99	93	76,879	86,547	85,505	71,634	74,763
Other Native States in Arabia	31	42	23	34	28	23,695	26,546	24,000	22,510	16,720
Persia	4	3	6	9	25	2,121	2,810	2,590	5,067	11,001
Sumatra	1	6	3	300	1,340	240
Java	255	422	593	599	423	70,217	96,033	98,812	94,307	96,100
Siam	12	18	25	20	13	6,443	10,042	12,245	12,041	12,229
China (exclusive of Hong-kong and Macao)	2	439	633	2,264	566	667
Japan	1	3	2	2	..	1,339	1,484	1,069	509	3
Egypt*	..	216	276	4	3	..	1,56,826	91,804	2,994	1,564
Portuguese East Africa	23	29	41	22	26	17,610	18,303	27,897	19,779	16,968
Madagascar	5	7	5	2	3	2,205	2,256	2,225	1,985	1,505
Reunion	4	3	1	4	4	2,057	2,246	900	2,740	2,210
Italian East Africa (Somaliland and Eritrea)	5	9	..	695	1,750	2,023	2,785	200
United States of America— Via Atlantic Coast	1,355	804	483	757	97	3,10,237	2,19,040	1,90,020	1,91,852	27,090
Pacific	..	4	7,094	623	15	..
Argentine Republic (including the Atlantic Coast of Patagonia)	5	1,040
Chile (including the Pacific Coast of Patagonia)	1	74	100	360	1,03,123	1,20,262
Peru	..	1	16	1,978	16,254
Bolivia	..	2	4	2,237	5,479
Other Foreign Countries	..	2	..	1	..	200	508	40	853	592
TOTAL FOREIGN COUNTRIES	3,671	3,439	3,829	3,044	739	19,10,292	20,51,880	11,79,910	7,67,170	2,67,722
<i>Share of Bengal</i>	<i>2,611</i>	<i>2,129</i>	<i>2,501</i>	<i>2,763</i>	<i>2,043</i>	<i>2,79,211</i>	<i>2,61,733</i>	<i>2,41,895</i>	<i>2,00,163</i>	<i>7,16,952</i>
Bombay	7,243	7,553	3,985	6,170	2,023	26,47,897	29,63,589	22,29,443	22,29,222	12,57,136
Sind	41	166	50	14	74	25,037	91,631	2,419	4,599	21,012
Madras	1,559	763	365	301	317	4,26,145	1,22,487	1,30,597	1,49,322	2,09,303
Burma	964	335	475	730	773	2,29,560	1,67,115	22,068	1,24,343	53,122
TOTAL	12,421	12,700	12,277	10,628	7,145	52,28,900	52,66,646	41,47,262	29,72,109	21,60,644
<i>Non-essential—</i>										
Assam (I. K.)—(a)	Tons	Tons	1,104	177
Straits Settlements (including Labuan)	3	295
Other British Possessions	1,104	472
TOTAL BRITISH EMPIRE	3	1,104	472
Native States in Arabia other than Mascat Territory and Trucial Oman	6	2,237	190
Other Foreign Countries	225
TOTAL FOREIGN COUNTRIES	6	2,462	190
<i>Share of Bengal</i>	40
Bombay	9	2,496	622
TOTAL	9	2,586	662
<i>Castor (I. K.)—</i>										
United Kingdom	16,149	14,730	24,668	29,920	22,233	24,01,099	39,54,453	72,37,361	71,59,370	44,14,667
Aden and Dependencies	50	26,900
Ceylon	..	3	1	1	1	105	1,210	218	224	268
Mauritius and Dependencies	5	5	6	1,540	690	1,250

* Shown as a Foreign Country from 1922-24.
(a) Included in "Non-essential—other sorts" from 1924-25.

GENERAL EXPORTS

INDIAN MERCHANDISE

(740)

No. 14—continued

ARTICLES AND COUNTRIES OF FINAL DESTINATION; ALSO SHARE OF EACH PROVINCE	QUANTITY					VALUE				
	1922-23	1923-24	1924-25	1925-26	1926-27	1922-23	1923-24	1924-25	1925-26	1926-27
	Tons	Tons	Tons	Tons	Tons	R	R	R	R	R
<i>Seeds—continued</i>										
<i>Oil seeds—continued</i>										
<i>Non-essential—continued</i>										
<i>Castor (II. K)—continued</i>										
Victoria	321	339	323	558	..	64,053	2,30,043	98,396	1,43,201	..
Australian Commonwealth (Total)	321	339	323	558	..	64,053	2,30,043	98,396	1,43,201	..
Other British Possessions	..	1	3	1	..	128	533	1,063	419	..
TOTAL BRITISH EMPIRE	16,470	16,628	25,055	30,495	22,890	34,65,385	41,86,244	76,25,078	72,95,394	44,16,6
Germany	400	111	216	720	1,653	97,626	30,855	68,658	1,87,242	3,17,4
Netherlands	281	100	79,645	26,312	..
Belgium	8,214	6,783	4,855	6,255	4,645	18,07,508	17,79,111	14,00,927	15,12,982	9,47,4
France	15,689	18,884	16,513	17,774	18,245	36,27,215	50,16,180	48,79,749	42,98,243	35,30,7
Spain	1,756	1,850	2,851	2,576	2,025	3,87,704	4,85,124	9,91,495	6,33,142	3,85,6
Italy	8,010	6,765	12,347	7,892	7,594	18,52,849	15,47,101	35,56,190	18,82,040	15,40,4
Greece	100	200	200	101	250	20,000	55,500	51,665	23,825	47,3
Turkey, European	5	1,2
Mascat territory and Trucial Oman	50	18,000
Japan	..	336	510	..	88,759	1,08,0
Egypt	900	2,40,887
Portuguese East Africa	16	120	4,700	..
United States of America—Via Atlantic Coast	33,024	35,673	32,181	43,860	43,731	70,78,098	95,10,915	1,00,55,161	1,09,20,027	90,68,2
TOTAL FOREIGN COUNTRIES	67,143	69,402	70,393	79,293	78,658	1,48,71,080	1,85,12,545	2,13,41,587	1,94,73,523	1,59,56,5
Share of Bengal	1,096	1,634	12,003	3,536	10,404	2,31,992	4,34,730	34,73,633	3,95,338	13,72,2
.. Bombay	49,661	62,096	64,634	32,653	56,090	1,11,73,742	1,39,75,706	1,98,30,537	1,98,31,661	1,09,33,7
.. Sind	4,303	108	3,527	1,711	492	9,85,573	24,024	9,77,644	4,31,432	98,3
.. Madras	28,163	31,194	16,234	20,339	35,662	59,45,168	82,61,279	47,84,351	65,60,438	74,69,2
TOTAL	83,613	85,030	95,448	109,789	1,01,548	1,83,36,475	2,26,98,789	2,88,66,665	2,67,88,916	2,03,73,4
<i>Copra or coconut kernel (II. K)</i>	Tons	Tons	Tons	Tons	Tons					
United Kingdom	3,520	1,671	341	..	813	13,53,797	6,67,125	1,19,628	..	3,25,2
Aden and Dependencies	8	4	9	3	4	6,431	2,283	5,268	4,163	2,2
Mesopotamia	16	16	34	36	34	8,177	8,700	23,313	18,918	17,51
Bahrain Islands	19	10	15	1	3	12,000	5,920	13,844	537	2,91
Straits Settlements (including Labuan)	7	5	4	..	3	1,248	1,164	760	40	71
Other British Possessions	1	440	315	680	250	71
TOTAL BRITISH EMPIRE	3,570	1,706	404	45	857	13,82,093	7,05,507	1,63,493	23,913	3,49,4
Denmark	1,850	6,51,891
Germany	4,372	1,279	712	15,52,231	5,27,158	2,58,9
Netherlands	1,749	123	6,13,974	40,5
Belgium	1,099	349	125	3,80,752	1,39,770	41,91
France	806	2,90,147
Italy	450	606	261	1,46,865	2,46,761	98,51
Mascat Territory and Trucial Oman	17	12	20	11	10	10,211	9,745	11,080	7,339	7,61
Other Native States in Arabia	4	4	1	2,195	2,330	410	2,085	1,61
Persia	32	30	34	55	57	24,044	21,301	24,535	40,259	41,06
Other Foreign Countries	45	400	110	236	11
TOTAL FOREIGN COUNTRIES	10,379	2,280	54	66	1,239	36,72,355	9,47,555	36,135	50,419	4,60,54
Share of Bengal	50	140	4,144	98	11
.. Bombay	76	71	109	103	108	53,755	46,323	76,182	71,534	71,83
.. Sind	10	4	3	3	1	5,455	3,616	2,617	2,377	1,35
.. Madras	13,356	3,308	292	1	3,034	49,93,990	16,01,829	1,15,922	326	7,55,32
.. Mysore	7	6	4	..	3	1,248	1,164	760	..	70
TOTAL	13,949	3,986	458	111	2,146	53,64,448	16,53,072	1,99,628	74,332	3,29,92

* Shown as a Foreign Country from 1923-24.

No. 14—continued

ARTICLES, AND COUNTRIES OF FINAL DESTINATION: ALSO SHARE OF EACH PROVINCE	QUANTITY					VALUE				
	1922-23	1923-24	1924-25	1925-26	1926-27	1922-23	1923-24	1924-25	1925-26	1926-27
	Tons	Tons	Tons	Tons	Tons	R	R	R	R	R
<i>Seeds—continued</i>										
<i>Oil seeds—continued</i>										
<i>Non-essential—continued</i>										
<i>Cotton (II. K)—</i>										
United Kingdom	181,554	148,438	162,127	192,518	62,383	1,95,15,589	1,68,29,699	1,60,76,379	2,13,04,326	33,65,180
Malta and Gozo	29	7,979
Aden and Dependencies	1	27	91	42	..	140	5,409	20,244	9,820	128
Ceylon	928	830	756	999	929	1,22,998	1,12,301	97,906	1,20,908	1,06,092
Straits Settlements (including Labuan)	29	17	10	21	21	4,123	2,560	1,168	2,383	1,928
Egypt*	400	44,000
Other British Possessions	5	1	626	168	52	60	..
TOTAL BRITISH EMPIRE	182,946	149,313	162,934	193,590	43,533	1,96,95,511	1,70,50,137	1,81,95,747	2,14,42,546	39,72,326
Germany	..	500	1	1	5	..	56,562	66	160	550
France	215	300	..	24,095	24	..	24,000	..
Italy	..	2	15	12	125	1,114
Maskat Territory and Trucial Oman	28	54	56	19	12	2,919	5,547	7,062	2,418	1,589
Egypt*	8,240	8,290	7,000	9,24,725	2,41,327	5,52,500
Other Foreign Countries	3	4	1	3	..	461	551	157	490	..
TOTAL FOREIGN COUNTRIES	246	560	8,313	2,612	7,017	27,427	62,969	9,22,144	2,68,405	5,64,639
<i>Share of Bengal</i>	<i>634</i>	<i>1,149</i>	<i>225</i>	<i>3</i>	<i>5</i>	<i>58,346</i>	<i>83,026</i>	<i>24,552</i>	<i>160</i>	<i>200</i>
.. Bihar and Orissa	..	21	1	3,920	149
.. Bombay	169,462	119,408	125,222	124,849	42,786	1,23,29,593	1,21,42,729	1,50,38,211	1,22,22,252	37,74,212
.. Sind	12,441	35,666	34,493	71,621	6,720	12,54,015	33,07,222	29,91,720	22,04,457	6,61,769
.. Madras	942	567	599	664	1,020	77,264	68,027	70,722	66,216	33,241
.. Burma	13	62	27	27	29	2,212	2,246	2,246	2,242	1,249
TOTAL	183,192	149,373	161,297	197,193	50,550	1,97,22,098	1,71,12,108	1,91,22,291	2,12,10,951	46,26,066
<i>Groundnuts (II. K)—</i>										
United Kingdom	11,078	15,987	25,411	9,670	19,969	32,12,140	44,20,221	1,01,92,522	24,92,205	44,07,127
Palestine	17	1	6,046	459
Aden and Dependencies	61	63	52	53	26	16,892	18,295	16,952	19,922	12,267
Mesopotamia	12	20	21	24	25	2,420	6,195	5,227	8,405	11,559
Bahrain Islands	4	9	3	14	10	1,626	3,547	760	5,026	2,097
Ceylon	237	225	167	224	262	40,122	29,251	22,612	27,207	66,115
Straits Settlements (including Labuan)	2	120	..	120	70	490	14,774	..	22,108	2,193
Hongkong	..	59	40	45	21	..	7,298	7,522	9,009	4,200
Egypt*	142	47,220
Natal	..	25	11	12	6,260	4,270
Mauritius and Dependencies	30	51	126	56	..	9,762	18,270	25,100	9,115	..
British Guiana	11	2,900
Seychelles	1	5	9	9	7	955	1,600	4,250	2,995	2,770
Canada: Vid Atlantic Coast	90	10,720
Other British Possessions	1	215	..	62	150	12
TOTAL BRITISH EMPIRE	11,568	16,564	25,249	10,207	17,622	23,24,006	45,46,171	1,02,02,120	29,19,629	45,26,126
Sweden	522	1,25,000	..
Denmark	..	1,100	699	1,000	2,10,100	2,18,909	3,00,000	..
Germany	24,856	10,852	49,222	90,221	67,224	71,56,577	21,26,524	1,19,01,701	2,29,79,024	2,24,01,717
Netherlands	12,478	14,722	29,057	75,412	76,729	26,26,190	42,15,226	1,12,20,224	2,01,42,023	1,66,20,727
Belgium	10,409	5,506	16,208	11,913	6,262	21,22,912	18,72,661	45,74,597	22,98,522	16,15,222
France	172,719	191,446	192,087	202,226	122,279	5,00,49,722	5,25,98,727	5,24,25,210	5,26,92,216	2,25,26,276
Spain	2,444	6,224	22,444	22,090	4,000	6,79,722	15,21,226	29,00,192	61,24,211	10,22,220
Switzerland	200	56,000
Italy	22,512	8,620	21,607	27,266	50,222	67,04,227	22,60,426	64,22,501	96,97,115	1,20,95,222
Austria	1,226	704	250	42	..	2,77,729	2,12,240	70,226	12,221	..
Greece	6	1,422	..
Turkey, European	2	150	10	1,044	47,904	1,050
Syria	249	12	12	20	42	20,212	4,627	2,725	10,142	14,222
Maskat Territory and Trucial Oman	45	42	29	41	19	12,097	11,427	7,429	12,061	5,745
Other Native States in Arabia	72	40	22	17	14	25,024	12,422	14,016	5,095	2,159

* Shown as a Foreign Country from 1922-24.

GENERAL EXPORTS

(742)

INDIAN MERCHANDISE

No. 14—continued

ARTICLES, AND COUNTRIES OF FINAL DESTINATION; ALSO SHARE OF EACH PROVINCE	QUANTITY					VALUE				
	1922-23	1923-24	1924-25	1925-26	1926-27	1922-23	1923-24	1924-25	1925-26	1926-27
Seeds—continued						₹	₹	₹	₹	₹
Oil seeds—continued										
<i>Non-essential—continued</i>										
Groundnuts (IL K)—continued	Tons	Tons	Tons	Tons	Tons					
<i>Panama</i>	15	21	20	19	20	3,173	4,949	7,118	4,072	4,233
<i>Egypt*</i>	—	24	398	84	41	—	5,470	1,05,416	25,899	17,203
<i>United States of America— Via Atlantic Coast</i>	136	45,834	50
<i>Argentine Republic (including the Atlantic Coast of Patagonia)</i>	750	100	..	2,24,736	25,000	..
<i>Other Foreign Countries</i>	5	2	135	995	881
TOTAL FOREIGN COUNTRIES	255,816	240,481	340,283	444,617	350,286	7,23,27,239	6,73,29,960	9,64,02,398	11,76,13,497	9,12,91,372
<i>Share of Bengal</i>	20	14	117	1	..	6,600	4,037	32,062	270	..
<i>Bombay</i>	42,623	32,698	45,947	34,612	50,030	1,20,60,765	93,20,297	1,27,79,139	2,15,39,244	1,25,21,723
<i>Sind</i>	73	65	39	46	32	15,036	11,121	9,334	10,327	9,391
<i>Madras</i>	224,629	223,962	329,980	370,017	317,780	6,25,66,696	6,26,09,838	9,28,76,944	9,35,87,913	8,32,92,690
<i>Burma</i>	34	316	40	273	46	12,157	50,788	7,599	45,412	6,384
TOTAL	267,384	257,045	376,123	454,954	367,908	7,56,61,244	7,18,76,131	10,67,05,078	12,02,33,186	9,58,27,498
Linseed (IL K)—	Tons	Tons	Tons	Tons	Tons					
<i>United Kingdom</i>	141,296	181,336	125,543	110,876	49,550	3,81,71,902	4,69,25,311	3,29,23,551	2,89,67,787	1,00,13,807
<i>Aden and Dependencies</i>	202	500	52,575	1,44,000	..
<i>Ceylon</i>	9	3	4	12	13	2,031	2,203	2,332	3,640	3,750
<i>Hongkong</i>	7	7	5	2,196	1,900	1,360	60
<i>Egypt*</i>	50
<i>Natal</i>	5	5	15	..	1	1,350	1,292	4,186	..	230
<i>Mauritius and Depend- encies</i>	19	8	10	8	11	5,605	2,444	3,258	2,119	4,550
<i>Western Australia</i>	12	12	17	18	..	3,294	3,347	3,941	4,130
<i>South Australia (including Northern Territory)</i>	1,550	2,193	974	2,262	2,223	4,08,114	5,69,274	2,63,719	5,57,554	4,39,804
<i>Victoria</i>	1,184	4,630	3,778	2,176	..	3,15,734	12,03,432	9,59,965	4,31,175
<i>New South Wales</i>	10,445	9,982	10,829	14,208	11,203	27,74,109	25,63,295	27,80,665	35,17,905	22,35,335
<i>Queensland</i>	3	12	10	1	..	1,050	3,241	2,523	273	..
<i>Australian Commonwealth (Total)</i>	11,998	13,388	16,455	20,264	15,619	31,32,273	34,59,833	49,53,991	50,39,623	31,10,444
<i>New Zealand (including Nauru and Br. Samoa)</i>	1	1,050	..	1,000	..	273	2,84,905	..	1,04,269
<i>Other British Possessions</i>	1	1	2	446	623	425	957	1,035
TOTAL BRITISH EMPIRE	153,327	194,753	143,287	131,666	66,196	4,13,64,707	5,03,94,735	3,75,26,623	3,41,59,491	1,32,27,995
<i>Norway</i>	300	..	500	75,642	..	1,29,532	..
<i>Germany</i>	2,340	7,249	11,175	9,634	12,716	8,10,468	19,04,630	29,92,684	25,07,037	26,12,368
<i>Netherlands</i>	7,941	26,459	20,215	16,308	4,815	21,45,931	69,25,796	54,35,104	44,42,207	9,32,253
<i>Belgium</i>	22,223	23,107	42,998	32,249	17,499	59,30,535	73,20,102	1,12,60,202	82,53,442	35,77,931
<i>France</i>	49,616	78,429	84,667	61,993	51,243	1,32,42,745	2,05,65,633	2,20,75,632	1,70,12,757	1,13,17,381
<i>Spain</i>	3,934	6,440	12,517	9,450	5,534	10,81,929	17,55,055	34,07,850	24,70,303	11,94,447
<i>Portugal</i>	3,500	8,78,812
<i>Switzerland</i>	25	50	50	8,000	13,000	14,000
<i>Italy</i>	30,544	25,626	43,451	39,493	23,654	79,41,073	68,97,949	1,13,61,145	1,03,25,219	60,94,129
<i>Greece</i>	1,170	1,700	2,300	1,950	..	3,08,323	4,27,670	5,57,996	3,38,012
<i>Syria</i>	9	240	5,500
<i>Persia</i>	3	2,145
<i>Japan</i>	100	1,355	2,381	3,257	..	27,376	3,64,226	5,96,723	7,05,112
<i>Egypt*</i>	—	94	9,627	1,273	1	—	26,344	25,17,640	2,92,180	630
<i>United States of America— Via Atlantic Coast</i>	300	400	4	81,000	30	..	1,05,000	653
<i>Other Foreign Countries</i>	725	153	150	385	710
TOTAL FOREIGN COUNTRIES	120,953	174,024	227,764	176,477	125,686	3,21,71,268	4,58,19,924	5,99,11,403	4,66,93,281	2,68,30,967

No. 14—continued

ARTICLES, AND COUNTRIES OF FINAL DESTINATION; ALSO SHARE OF EACH PROVINCE	QUANTITY					VALUE				
	1922-23	1923-24	1924-25	1925-26	1926-27	1922-23	1923-24	1924-25	1925-26	1926-27
	Tons	Tons	Tons	Tons	Tons	Rs	Rs	Rs	Rs	Rs
Seeds—continued										
Oil seeds—continued										
<i>Non-essential—continued</i>										
Linseed (L. K.)—continued										
Share of Bengal	158,409	212,872	183,503	155,013	213,586	4,23,67,073	5,39,67,271	4,66,33,594	3,87,72,043	2,25,96,136
“ Bombay	102,567	149,204	187,349	153,120	78,276	2,94,19,279	4,01,35,725	5,07,67,359	4,39,74,789	1,76,13,326
“ Sind	7,323	761	300	17,49,623	1,71,463	67,463
TOTAL	274,299	368,777	371,051	308,133	191,862	7,36,35,975	9,62,14,659	9,74,38,626	8,08,52,772	4,02,09,462
Mowra or Mowra (L. K.)—	Tons	Tons	Tons	Tons	Tons					
United Kingdom	522	200	250	1,600	13	88,785	30,825	68,750	2,00,448
Bahrain Islands	30	4,700
Other British Possessions	10
TOTAL BRITISH EMPIRE	..	522	230	250	1,600	13	88,774	44,085	68,750	2,00,448
Germany	14,323	3,101	200	21,50,446	5,24,604	20,750
Netherlands	300	8,850	..	53,601	14,24,078
Belgium	5,060	1,875	460	350	1,700	7,02,588	2,42,448	95,750	70,125	2,88,750
France	4,761	1,954	1,027	324	2,100	7,04,792	2,57,427	2,06,127	62,166	2,37,007
Spain	50	8,062
Italy	100	21,000
Other Foreign Countries	5	..	2	675	..	300	15	84
TOTAL FOREIGN COUNTRIES	24,149	7,230	1,589	674	12,900	28,44,901	12,78,080	2,29,187	1,32,326	20,87,221
Share of Bengal	180	22,098	19
“ Bombay	23,211	7,555	1,219	924	14,500	34,91,709	12,22,128	2,67,379	1,21,086	23,18,270
“ Sind	482	29	76,064	4,568
“ Madras	276	168	22,754	20,129
TOTAL	24,149	7,762	1,219	924	14,500	36,44,614	12,66,864	2,67,379	1,21,086	23,18,270
Mustard (L. K.)—	Tons	Tons	Tons	Tons	Tons					
United Kingdom	1	15	80	100	10	453	5,800	12,745	24,015	3,000
Aden and Dependencies	1	300	1,017	335	150
Mesopotamia	5	..	2	..	1	1,555	125	500	..	222
Ceylon	64	30	21	21	2	16,424	7,609	10,329	4,480	924
Straits Settlements (including Labuan)	101	61	97	80	90	27,512	16,750	25,821	25,747	27,308
Federated Malay States	4	2	323	22	22	646	1,057
Natal	44	10	2	6	7	12,041	4,599	275	2,765	2,217
Zanzibar and Pemba	2	490	535	495	220	1,160
Kenya Colony	1	1	2	8	2	1,245	1,560	1,245	2,465	2,998
Tanganyika Territory	1	1	490	1,190	590	545	720
Mauritius and Dependencies	43	25	30	26	21	11,649	10,240	8,012	8,823	9,925
British Guiana	2	..	5	2	12	825	365	1,275	820
Other British Possessions	2	4	2	488	172	1,287	1,524	625
TOTAL BRITISH EMPIRE	259	156	198	268	165	73,802	49,817	62,958	58,150	53,344
Germany	110	306	195	427	67	24,300	1,08,220	78,324	1,04,800	21,348
Netherlands	30	75	169	248	73	9,200	27,467	61,888	85,292	25,202
Belgium	225	311	225	272	126	87,228	95,278	75,398	72,368	85,124
France	3,071	3,178	2,655	2,095	596	9,70,300	10,68,908	8,85,687	6,75,160	1,78,278
Switzerland	25	..	10	11,524	..	3,300
Italy	20	72	22	10	..	6,416	22,310	8,610	2,600
Masrat Territory and Trucial Oman	1	500	220	1,70,162	40	48
United States of America— Via Atlantic Coast	25	55	226	26	21	6,625	21,749	86,196	12,120	8,428
“ Pacific	1	2,240
Other Foreign Countries	3	2	1	1	..	1,220	750	1,021	1,226	524
TOTAL FOREIGN COUNTRIES	3,559	3,946	4,074	3,102	297	11,20,417	12,24,082	12,26,199	10,19,821	2,76,167
Share of Bengal	171	290	654	768	268	42,267	70,720	1,41,280	1,28,871	68,279
“ Bombay	3,389	3,763	3,547	2,647	791	11,26,204	12,21,129	12,21,072	8,89,027	2,07,502
“ Sind	17	4	16	122	15	3,221	941	6,002	22,196	3,665
“ Madras	39	40	55	24	..	10,597	10,579	16,798	2,187	154
“ Burma	2	720	11
TOTAL	3,218	4,102	4,272	3,265	1,062	11,94,219	12,73,299	14,48,152	11,02,971	3,29,511

GENERAL EXPORTS

INDIAN MERCHANDISE

No. 14—continued

ARTICLES, AND COUNTRIES OF FINAL DESTINATION; ALSO SHARE OF EACH PROVINCE	QUANTITY					VALUE				
	1922-23	1923-24	1924-25	1925-26	1926-27	1922-23	1923-24	1924-25	1925-26	1926-27
<i>Seeds—continued</i>						R	R	R	R	R
<i>Oil seeds—continued</i>										
<i>Non-essential—continued</i>										
Niger (H. K)—	Tons	Tons	Tons	Tons	Tons					
United Kingdom	191	241	1,111	983	287	52,848	51,209	2,22,216	1,86,232	65,159
Canada—										
<i>Via Atlantic Coast</i>	15	3,000
Other British Possessions	40	..	45
TOTAL BRITISH EMPIRE	191	241	1,111	983	302	52,888	51,209	2,22,261	1,86,232	68,159
Germany	85	768	455	947	391	14,752	1,67,856	89,025	1,86,687	89,221
Netherlands	80	21	25	8	123	7,200	5,434	4,870	1,575	26,161
Belgium	7	35	55	115	89	1,980	6,445	11,016	22,979	18,101
France	955	1,082	1,732	1,791	76	1,99,403	2,25,616	3,88,027	3,75,088	17,375
Spain	10	50	2,000	13,400
Switzerland	10	2,200
Italy	250	15	45,413	3,000	..
Maskat Territory and Trucial Oman	11	1,900
United States of America— <i>Via Atlantic Coast</i>	16	9	20	14	15	5,465	3,269	4,825	4,528	4,893
TOTAL FOREIGN COUNTRIES	1,083	1,915	2,548	2,900	744	2,31,000	4,08,920	5,45,086	5,95,855	1,69,451
<i>Share of Bengal</i>	6	1,500
<i>Bombay</i>	999	346	1,747	1,299	537	2,20,324	73,899	3,51,123	2,66,030	1,46,394
<i>Madras</i>	376	1,811	1,912	2,534	454	63,659	3,81,220	4,16,225	5,16,057	89,716
TOTAL	1,274	2,156	3,659	3,883	1,046	2,83,833	4,60,129	7,67,347	7,32,087	2,37,610
Poppy (H. K)—	Tons	Tons	Tons	Tons	Tons					
United Kingdom	50	..	20	10	..	17,795	135	5,650	2,300	..
Aden and Dependancies	1	5	..	745	619	682	2,555	785
Ceylon	10	12	15	15	17	4,355	5,680	5,080	6,763	7,020
Straits Settlements (including Labuan)	54	38	60	82	67	26,989	12,995	16,534	22,356	21,346
Natal	3	2	1	3	5	2,050	2,369	1,210	1,500	1,860
Zanzibar and Pemba	1	1,245	680	445	480	605
Mauritius and Dependancies	2	2	3	..	4	659	947	1,004	366	1,285
Other British Possessions	1	2	531	497	450	1,269	1,608
TOTAL BRITISH EMPIRE	150	54	100	116	95	54,369	23,922	31,061	38,589	34,459
Sweden	12	3,500
Denmark	80	110	135	100	58	24,600	31,200	37,985	28,128	18,690
Germany	170	361	439	862	527	49,799	97,079	1,40,994	2,52,069	1,63,528
Netherlands	355	200	1,475	2,090	610	1,14,515	54,525	4,10,483	5,64,351	1,80,570
Belgium	100	5	86	100	75	30,600	1,863	24,200	25,908	23,437
France	3,484	5,645	3,076	2,244	310	10,42,609	15,23,507	8,81,135	6,16,862	92,067
Spain	10	2,800	..
Italy	100	23,932
Java	3	1	3	1	75	550	520	1,061	486
Japan	60	13	13	..	29	20,993	3,325	3,325	125	10,004
Egypt*	305	79,009	..
United States of America— <i>Via Atlantic Coast</i>	59	..	157	13	47	24,220	..	65,638	6,675	21,545
Other Foreign Countries	1,141	352	859	195	489
TOTAL FOREIGN COUNTRIES	4,308	6,349	5,532	5,727	1,657	13,08,012	17,16,401	15,89,221	15,77,831	5,19,536
<i>Share of Bengal</i>	123	1,053	1,876	1,335	159	33,741	2,75,304	5,23,294	4,98,705	45,424
<i>Bombay</i>	4,335	5,343	3,756	3,358	1,593	13,23,565	14,59,407	10,96,943	11,19,740	4,98,325
<i>Sind</i>	7	75	2,087	46	25	..
<i>Madras</i>	23	35
TOTAL	4,453	6,403	5,632	5,843	1,752	13,62,381	17,40,328	16,20,282	16,16,470	5,45,295

* Shown as a Foreign Country from 1923-24.

No. 14—continued

ARTICLES, AND COUNTRIES OF FINAL DESTINATION; ALSO SHARE OF EACH PROVINCE	QUANTITY					VALUE				
	1922-23	1923-24	1924-25	1925-26	1926-27	1922-23	1923-24	1924-25	1925-26	1926-27
	Tons	Tons	Tons	Tons	Tons	Rs	Rs	Rs	Rs	Rs
leeds—continued										
Oil seeds—continued										
Non-essential—continued										
Peas (IL K)—										
United Kingdom	46,533	69,209	44,985	25,898	9,224	99,54,053	1,44,12,783	93,35,067	61,56,464	21,25,143
Ceylon	196	249	315	320	310	67,480	81,186	69,740	81,328	1,08,356
Straits Settlements (including Labuan)	38	33	28	53	79	14,067	13,170	9,912	20,451	23,013
Hongkong	5	4	..	5	..	1,243	1,116	..	1,136
Natal	24	18	10	16	14	29,655	10,866	7,064	9,643	9,150
Mauritius and Dependencies	4	4	5	6	4	2,865	2,770	2,180	2,518	1,178
Western Australia	2	443
Victoria	52	353	156	33	25	11,189	73,152	35,170	6,152	6,818
New South Wales	2	3	4	4	..	630	886	1,023	1,016	..
Queensland	3	2	718	401	..
Australian Commonwealth (Total)	54	358	165	39	25	11,819	73,938	37,354	9,659	6,518
Other British Possessions	1	550	500	325	180	170
TOTAL BRITISH EMPIRE	46,863	69,878	45,412	26,336	9,661	1,00,79,489	1,45,96,523	99,92,728	62,40,240	22,82,300
Sweden	100	26,000
Norway	300	650	800	800	600	70,780	1,34,250	1,97,500	1,88,102	1,23,000
Denmark	150	22,727
Germany	63,125	71,060	35,120	7,696	10,043	1,28,93,360	1,58,67,608	85,84,607	18,65,639	22,10,766
Netherlands	27,195	30,325	33,106	6,260	11,112	60,38,000	66,48,305	77,55,364	15,17,041	25,60,321
Belgium	53,960	33,040	20,437	6,121	4,633	1,19,77,999	74,77,756	43,61,753	14,23,803	10,72,611
France	23,856	21,026	23,462	13,055	14,294	62,61,611	47,62,519	55,80,875	30,83,412	22,99,638
Spain	150	450	1,290	1,560	600	26,000	1,06,125	3,26,729	3,91,073	1,42,000
Italy	27,094	31,309	94,692	49,390	43,237	64,09,848	1,30,41,330	2,17,25,768	1,19,26,181	99,80,147
Austria	900	2,300	..	450	..	2,29,760	5,17,757	..	1,01,500	..
Mascat Territory and Trucial Oman	325	86,500
Japan	3,238	26,887	2,996	25	..	7,64,804	50,30,671	6,34,493	5,454	..
Egypt*	2	2,525	343	5,97,898
United States of America— Via Atlantic coast	2	..	100	440	..	20,625	..
Argentine Republic (including the Atlantic Coast of Patagonia)	100	24,000
Other Foreign Countries	1	..	1	1	387	516	90	840	795
TOTAL FOREIGN COUNTRIES	205,068	267,042	2,15,225	86,457	84,525	4,57,37,777	5,89,87,407	5,03,68,798	2,05,28,860	1,03,03,327
Share of Bengal	3,569	29,629	20,817	6,600	326	8,39,339	66,07,468	46,11,911	18,74,635	30,562
„ Bombay	24,733	47,015	41,118	21,949	3,884	60,35,311	1,04,03,959	99,36,052	56,12,736	9,34,837
„ Sind	223,629	240,266	195,702	33,046	90,176	4,39,59,576	4,86,64,989	4,63,09,458	1,96,67,771	2,06,71,238
„ Madras	10	..	200	2,320	..	43,669	..
TOTAL	251,931	336,929	260,637	111,793	94,186	5,58,17,256	7,35,83,930	6,08,66,521	2,68,06,600	2,16,76,627
Sesamum (oil or jinji) (IL K)—										
United Kingdom	49	5	..	16,636	1,163	..
Aden and Dependencies	114	49	148	419	73	43,462	19,855	55,064	1,79,259	21,460
Bahrain Islands	21	13	23	19	20	7,457	4,293	9,191	7,000	5,323
Ceylon	1,672	1,741	1,181	1,446	694	5,10,220	5,71,778	3,64,319	4,37,961	1,96,736
Straits Settlements (including Labuan)	95	19	41	202	..	23,000	5,144	1,427	73,780	76
Egypt*	198	78,057
Natal	10	..	3	4	..	2,922	316	1,090	1,415	210
Zanzibar and Pemba	23	9,400
Anglo-Egyptian Sudan	4	1,500	..
Mauritius and Dependencies	1	5	244	1,603
Other British Possessions	2	2	90	85	..	1,345	856
TOTAL BRITISH EMPIRE	2,187	1,822	1,995	2,203	784	6,96,313	5,96,472	4,31,691	6,97,625	2,26,992
Sweden	200	64,000
Denmark	925	500	290	1,000	..	2,77,515	1,60,000	56,600	3,00,000	..
Germany	3,415	200	1,233	2,230	9	10,23,330	64,000	2,12,002	6,63,635	2,860
Netherlands	1,300	300	2,926	6,046	..	4,06,427	90,007	7,44,392	17,68,464	..
Belgium	2,425	..	400	1,100	..	7,19,441	..	1,18,345	3,14,920	..
France	9,432	4,961	6,048	9,796	200	26,69,981	12,39,508	16,57,956	25,68,393	54,760
Spain	150	200	43,375	55,500	..

* Shown as a Foreign Country from 1922-24.

GENERAL EXPORTS
INDIAN MERCHANDISE

(746)

No. 14—continued

ARTICLES, AND COUNTRIES OF FINAL DESTINATION; ALSO SHARE OF EACH PROVINCE	QUANTITY					VALUE				
	1922-23	1923-24	1924-25	1925-26	1926-27	1922-23	1923-24	1924-25	1925-26	1926-27
	Tons	Tons	Tons	Tons	Tons	R	R	R	R	R
Seeds—continued										
Oil seeds—continued										
Non-essential—continued										
Sesamum (all or jinjin) (II. K) —continued										
Italy	11,083	865	16,614	11,711	50	32,22,744	2,07,287	54,00,725	34,35,333	18,000
Austria	4,080	145	15,35,278	46,187
Serb-croat Slovene State	50	12,750	..
Bulgaria	103	35,584	..
Roumania	115	44,180
Greece	325	60	..	193	..	1,07,951	18,000	..	58,100	..
Turkey, European	1,018	84	3,28,318	13,440
Turkey, Asiatic	75	15	22,770	5,760
Syria	143	..	20	139	4	51,367	60	6,420	46,458	1,440
Mascat Territory and Tru- cial Oman	17	11	78	18	23	6,558	3,659	30,438	4,868	9,923
Other Native States in Arabia	497	375	237	439	148	1,73,579	1,37,106	1,41,982	1,63,802	56,830
Perila	27	4	17	10	2	9,643	2,297	7,106	3,520	750
EGYPT* Italian East Africa (Somal- land and Eritrea)	84	1,488	3,510	183	..	25,450	4,91,752	12,42,663	53,358
Other Foreign Countries	174	..	30	20	95
TOTAL FOREIGN COUNTRIES	34,249	7,715	29,114	37,693	783	1,02,08,986	22,07,561	90,16,993	1,10,35,998	2,56,378
Share of Bengal	303	196	200	213	5	79,586	50,634	50,267	49,808	1,553
" <i>Bombay</i>	27,579	8,898	27,557	34,073	1,263	85,89,955	26,79,511	36,21,263	1,00,94,900	3,96,806
" <i>Sind</i>	3,000	352	689	3,094	66	20,59,043	1,06,843	1,31,233	2,31,398	21,261
" <i>Madras</i>	547	91	2,044	2,225	232	1,74,440	29,045	5,71,133	5,37,247	62,920
" <i>Burma</i>	7	..	140	286	1	2,270	..	34,739	69,730	520
TOTAL	36,436	9,537	30,510	39,896	1,567	1,09,05,299	28,66,033	94,48,684	1,17,33,633	4,83,070
Tea (II. K)—	Tons	Tons	Tons	Tons	Tons					
Ceylon	1	2,800
Straits Settlements (includ- ing Labuan)	9	15	102	101	48	39,078	31,340	3,51,970	1,96,424
Kenya Colony	7	20	16	550	1,120	36,685	74,211	62,200
Tanganyika Territory	1	3,500
Nyasaland Protectorate	1	3,751
Other British Possessions	1	105	25	755	200	525
TOTAL BRITISH EMPIRE	..	10	23	122	119	703	43,023	1,22,531	4,26,381	2,62,649
Sumatra	5	2	5	47	83	23,500	4,635	16,863	1,04,018	2,03,820
Java	7	37	23	34	80	30,320	1,52,397	34,847	1,40,986	2,53,976
Indo-China (including Cochin China, Cambodia, Annam, Tonkin and French leased territories in China)	5	12	24,000	26,450	..
Japan	2,707	..
Portuguese East Africa	5	6	26	23	1,500	19,037	19,045	1,05,475	75,223
TOTAL FOREIGN COUNTRIES	12	44	44	119	186	55,320	1,76,569	1,44,275	3,79,636	5,39,019
Share of Bengal	12	51	58	137	252	53,973	2,06,286	3,23,521	6,96,371	7,25,329
" <i>Bombay</i>	3	9	30	19	2,050	14,297	43,385	1,04,561	72,700
" <i>Madras</i>	1	200	525
" <i>Burma</i>	24	33	5,385	2,114
TOTAL	12	54	67	241	305	55,023	2,19,582	2,66,806	3,06,017	8,00,668
Other sorts (II. K)—	Tons	Tons	Tons	Tons	Tons					
United Kingdom	19,419	7,837	4,192	1,726	590	25,90,920	11,46,705	6,15,872	2,47,659	83,123
Aden and Dependences	3	1,468	282	410	102	185
Ceylon	1	3	15	535	323	217	4,212
Straits Settlements (includ- ing Labuan)	2	5	3	5	6	1,505	2,160	2,362	1,993	1,920
Other British Possessions	3	1	1	..	799	1,050	905	1,160	691
TOTAL BRITISH EMPIRE	19,424	7,876	4,196	1,732	604	25,94,707	11,50,732	6,19,672	2,51,131	90,126
Sweden	150	22,125
Germany	26	502	3	306	100	4,044	70,250	1,330	42,606	21,635
Netherlands	260	130	79	35,243	16,993	12,838
Belgium	10	25	..	1,350	3,686
France	101	180	..	268	243	14,324	23,307	..	37,492	37,775
Spain	101	17,000
Italy	50	3,375
Turkey, European	100	14,000

* Shown as a Foreign Country from 1923-24.

No. 14—continued

ARTICLES, AND COUNTRIES OF FINAL DESTINATION; ALSO SHARE OF EACH PROVINCE	QUANTITY					VALUE				
	1922-23	1923-24	1924-25	1925-26	1926-27	1922-23	1923-24	1924-25	1925-26	1926-27
<i>seeds—continued</i>						R	R	R	R	R
<i>Oil seeds—continued</i>										
<i>Non-essential—continued</i>										
<i>Other sorts (II. K)—continued</i>	Tons	Tons	Tons	Tons	Tons					
Mascat Territory and Trucial Oman	2	2	..	178	1,178	1,028	680	280
Other Native States in Arabia	7	2	3	1	1	4,945	2,098	1,700	360	845
Siam	..	2	2	4	4	..	785	1,320	2,162	1,345
Philippine Islands and Guam	2	10	960	1,800
Egypt*	..	24	3	4,832	1,600
Other Foreign Countries	1	..	1	2	1	400	102	380	1,128	303
TOTAL FOREIGN COUNTRIES	547	910	15	683	654	82,769	1,35,529	7,611	84,368	1,09,447
<i>Share of Bengal</i>	2	149	171	500	115	1,130	19,343	20,951	65,498	11,501
<i>" Bombay</i>	15,366	7,344	4,031	1,213	1,133	19,51,545	11,39,934	6,04,730	2,62,357	1,24,709
<i>" Sind</i>	1,996	780	8	1	..	2,12,408	1,24,898	1,210	600	..
<i>" Madras</i>	3,807	18	1	1	6	3,95,320	2,266	483	647	3,073
TOTAL	19,971	8,786	4,211	2,315	1,258	26,77,476	12,66,261	6,27,423	2,25,499	1,99,583
<i>Total Seeds, non-essential—</i>	Tons	Tons	Tons	Tons	Tons					
United Kingdom	419,848	440,066	363,628	371,963	144,509	7,82,87,250	8,86,32,256	7,94,23,667	6,65,92,312	2,55,63,351
Malta and Gozo	29	7,079
Palestine	17	1	75	6,046	450
Aden and Dependencies	167	143	554	1,082	113	71,549	44,042	1,82,213	2,04,171	27,675
Mesopotamia	33	39	59	70	71	12,876	15,732	29,770	27,428	19,308
Bahrain Islands	48	33	71	34	33	21,483	18,836	23,512	12,509	10,375
Ceylon	3,116	3,104	2,470	2,028	2,326	7,63,878	8,24,810	6,12,859	6,98,248	4,90,228
Straits Settlements (including Labuan)	361	312	259	340	438	1,05,800	1,08,408	1,39,850	5,28,027	2,92,544
Federated Malay States	1	6	10	632	184	651	2,175	2,444
Hongkong	..	71	58	54	37	103	11,007	11,064	11,394	6,106
Egypt*	740	1,00,394
Natal	96	60	31	31	38	48,093	25,917	14,589	15,433	18,316
Zanzibar and Pemba	29	1	3	11,826	2,400	1,555	1,225	2,165
Kenya Colony	2	2	10	23	26	3,058	3,410	20,265	77,971	60,975
Tanganyika Territory	..	1	2	..	1	510	1,270	940	765	4,370
Nyasaland Protectorate	1	2,751
Anglo Egyptian Sudan	4	..	110	120	50	1,500	..
Mauritius and Dependencies	98	100	179	102	61	30,621	34,311	51,124	22,555	19,998
Seychelles	1	5	9	9	7	955	1,620	4,400	3,080	2,855
Canada and Atlantic Coast	105	19,780
British Guiana	..	3	11	5	3	..	880	3,265	1,403	840
Western Australia	..	12	14	17	18	..	3,294	3,700	3,941	4,130
South Australia (including Northern Territory)	1,550	2,196	974	2,262	2,223	4,06,114	5,69,274	2,63,719	6,07,554	4,39,504
Victoria	374	2,376	5,114	4,369	2,200	75,507	6,18,979	12,26,998	11,11,308	4,37,993
New South Wales	10,447	9,925	10,323	14,210	11,203	27,74,739	25,69,131	27,51,658	25,18,921	22,35,325
Queensland	3	12	13	3	..	1,050	3,266	3,248	764	..
<i>Australian Commonwealth (Total)</i>	<i>12,374</i>	<i>14,633</i>	<i>16,943</i>	<i>20,361</i>	<i>16,644</i>	<i>32,59,500</i>	<i>37,53,244</i>	<i>43,89,441</i>	<i>51,93,483</i>	<i>31,17,262</i>
New Zealand (including Nauru and Br. Samoa)	..	1	1,060	..	1,000	..	273	2,94,905	..	1,94,269
Other British Possessions	1	3	2	232	332	503	1,765	541
TOTAL BRITISH EMPIRE	436,958	452,523	410,226	396,096	164,423	6,27,95,084	9,24,35,233	8,52,40,502	7,26,53,141	2,95,51,925
Sweden	250	212	..	533	..	48,125	67,500	..	1,85,000	..
Norway	300	950	300	1,300	640	70,750	2,09,892	1,97,500	2,17,634	1,25,000
Denmark	2,965	1,710	1,185	2,100	55	9,54,006	5,61,200	2,45,969	6,23,123	16,990
Germany	113,503	96,279	89,223	112,793	112,757	2,67,34,932	2,21,05,415	2,41,39,481	2,99,54,729	2,92,30,669
Netherlands	52,328	72,538	94,976	106,972	102,514	1,31,96,790	1,30,27,340	2,58,72,450	2,87,42,865	2,47,82,269
Belgium	103,782	77,021	85,354	58,466	35,234	2,48,17,043	1,20,28,794	2,27,21,182	1,69,94,652	75,94,571

GENERAL EXPORTS

(748)

INDIAN MERCHANDISE

No. 14—continued

ARTICLES, AND COUNTRIES OF FINAL DESTINATION; ALSO SHARE OF EACH PROVINCE	QUANTITY					VALUE				
	1922-23	1923-24	1924-25	1925-26	1926-27	1922-23	1923-24	1924-25	1925-26	1926-27
Seeds—continued						R	R	R	R	R
Oil seeds—concluded										
Non-essential—concluded										
Total Seeds, non-essential—continued	Tons	Tons	Tons	Tons	Tons					
France	295,655	326,608	337,265	318,468	212,691	7,90,97,060	8,85,80,516	9,20,40,018	8,24,45,717	5,14,02,013
Spain	8,314	15,124	40,252	36,805	12,360	21,85,511	88,77,673	1,06,70,141	90,72,929	27,83,183
Portugal	3,500	8,78,812
Switzerland	270	50	60	77,734	13,000	17,300
Italy	100,694	122,853	139,549	145,805	130,139	2,62,77,646	2,93,74,931	4,86,57,738	3,72,77,707	3,07,71,635
Austria	6,826	3,149	250	498	..	21,42,837	7,77,799	70,026	1,14,431	..
Serb-croat Slovene State	50	12,750	..
Bulgaria	103	35,584	..
Roumania	115	44,160
Greece	425	1,430	1,900	2,600	2,200	1,27,951	3,81,628	4,79,335	6,41,363	4,35,385
Turkey, European	2	1,163	149	1,044	8,76,222	30,290
Turkey, Asiatic	75	17	22,770	6,510
Syria	391	13	41	169	47	1,32,130	4,937	14,715	55,601	16,382
Mesopotamia and Trucial Oman	108	121	1,071	91	64	32,335	31,079	3,33,842	23,931	25,423
Other Native States in Arabia	586	421	278	459	164	2,08,885	1,55,891	1,58,502	1,71,462	62,504
Yemen	74	59	72	86	88	36,938	29,158	39,231	49,168	48,444
Sumatra	5	2	5	47	33	23,500	4,635	16,383	1,04,018	2,08,320
Java	8	42	29	37	81	30,570	1,53,823	85,407	1,42,114	2,54,622
Siam	1	2	5	4	4	629	785	1,820	2,196	1,415
Indo-China (including Cochin- China, Cambodia, Annam, Tonkin and French leased territories in China)	5	12	24,000	26,490	92
Philippine Islands and Guam	2	10	950	1,200
Japan	3,348	27,336	4,364	2,406	3,796	7,85,059	60,51,133	10,02,544	6,05,009	8,23,173
Egypt*	228	23,181	8,463	7,325	..	62,790	48,79,918	19,81,448	6,23,691
Portuguese East Africa	1	5	6	48	23	2,509	19,526	20,243	1,12,655	76,002
Reunion	1	1	1,037	525	40	660	1,060
Italian East Africa (Somal- land and Eritrea)	3	8	..	535	3,042	..
United States of America— Via Atlantic Coast	83,429	35,739	32,594	44,551	43,818	71,96,153	95,45,403	1,02,11,813	1,11,15,809	91,03,926
.. Pacific	4	2,340
Argentine Republic (includ- ing the Atlantic Coast of Patagonia)	850	100	..	2,48,736	25,000	..
Other Foreign Countries	1	89	30	215	235	257
TOTAL FOREIGN COUNTRIES	727,518	781,898	904,948	840,351	665,282	13,53,60,803	19,89,67,702	24,20,00,032	21,95,53,379	16,84,75,516
Share of Bengal	164,510	253,937	219,733	168,752	125,133	4,37,39,722	6,36,66,781	5,57,31,519	4,27,36,432	3,53,94,109
.. Bihar and Orissa	21	1	3,030	149
.. Bombay	470,115	427,248	507,505	512,850	249,834	9,37,12,937	9,50,26,716	12,05,93,569	11,56,45,269	4,97,24,811
.. Sind	258,764	297,970	237,557	159,657	97,502	5,54,18,093	6,09,31,838	5,10,26,336	2,92,31,033	2,16,64,321
.. Madras	271,024	251,702	350,167	396,545	357,088	7,52,66,458	7,28,96,327	9,98,53,137	10,53,13,366	9,17,62,377
.. Burma	63	383	221	645	103	13,617	37,398	36,184	1,24,270	11,333
TOTAL	1,164,476	1,240,421	1,315,184	1,238,449	829,710	26,81,55,837	29,24,53,940	32,72,41,435	29,31,06,526	18,83,57,501
Other than oil seeds (H. K.)—										
United Kingdom	Tons 14	Tons 153	Tons 120	Tons 38	Tons 277	6,328	22,319	25,043	6,728	24,660
Aden and Dependencies	3	..	2	159	290	1,175	25	730
Mesopotamia	11	79	33	2	2	3,451	22,132	11,042	620	492
Ceylon	13	12	13	21	38	5,009	6,196	3,082	9,959	11,467
Straits Settlements (includ- ing Labuan)	67	206	273	244	211	22,178	49,123	69,868	73,164	61,044
Federated Malay States	5	10	4	33	70	1,000	1,947	932	8,865
Egypt*	1	303
Mauritius and Dependencies	3	4	1	1	2	680	1,945	810	235	560
Other British Possessions	2	1	6	1	..	1,031	2,295	4,198	1,000	724
TOTAL BRITISH EMPIRE	111	400	459	303	565	39,209	1,05,350	1,22,135	92,773	1,08,332

* Shown as a Foreign Country from 1923-24.

No. 14—continued

ARTICLES, AND COUNTRIES OF FINAL DESTINATION; ALSO SHARE OF EACH PROVINCE	QUANTITY					VALUE				
	1922-23	1923-24	1924-25	1925-26	1926-27	1922-23	1923-24	1924-25	1925-26	1926-27
	Tons	Tons	Tons	Tons	Tons	R	R	R	R	R
Seeds—continued										
<i>Other than oil seeds (L. K.)—continued</i>										
Germany	5	550	308	12	..	1,971	66,991	70,870	4,633	..
Belgium	100	27,500
France	12	56	146	119	..	4,625	36,739	64,032	28,340
Italy	5	2,350
Native States in Arabia other than Maskat Territory and Trucial Oman	4	3	2	4	1	2,684	1,010	1,075	1,595	1,565
Persia	2	1	..	1	1	1,400	938	116	592	432
Siam	1	2	31	10	6	725	1,120	14,290	4,003	2,410
Indo-China (including Cochin, China, Cambodia, Annam, Tonkin and French leased territories in China)	2	4	63	2,760	2,805
China (exclusive of Hong- kong and Macao)	3	10	5,475	28
Japan	50	10,920	8
Egypt *	11	19	6	8	..	5,165	10,877	2,630	2,560
Portuguese East Africa	12	..	1	..	23	2,420	..	238
United States of America— Via Atlantic Coast	10	1,000	10	67	25	6,545	2,52,910	9,020	16,584	11,308
Other Foreign Countries	3	1	..	2	5	981	855	744	450	952
TOTAL FOREIGN COUNTRIES	25	1,635	538	252	170	14,306	2,46,807	1,78,704	94,084	50,701
<i>Share of Bengal</i>	<i>8</i>	<i>1,760</i>	<i>227</i>	<i>12</i>	<i>275</i>	<i>1,295</i>	<i>3,62,490</i>	<i>22,087</i>	<i>10,466</i>	<i>24,277</i>
" Bombay	65	64	508	340	108	29,965	37,198	1,22,650	1,23,103	48,932
" Sind	12	78	67	26	180	3,244	12,909	20,808	7,800	21,841
" Madras	8	1	1	4	29	5,929	2,239	2,748	1,230	6,842
" Burma	46	192	194	180	203	12,662	41,480	40,901	48,009	49,140
TOTAL	136	2,095	997	561	735	58,616	4,62,167	2,06,609	1,84,807	1,50,038
Total Seeds—	Tons	Tons	Tons	Tons	Tons					
United Kingdom	421,278	441,564	390,186	378,034	145,438	7,87,21,222	8,00,72,200	7,68,48,123	6,68,27,502	2,57,04,400
Malta and Gozo	29	7,970
Palestine	1	1	..	17	1	600	440	..	6,046	450
Aden and Dependencies	319	261	740	1,131	203	1,58,607	1,10,539	2,87,725	4,06,583	82,838
Mesopotamia	55	143	106	32	78	22,207	40,716	48,366	85,328	84,128
Bahrain Islands	55	30	35	45	37	25,517	18,407	28,544	19,048	12,528
Maldives	1	5	8	1	..	807	1,800	3,490	507	..
Ceylon	6,387	6,263	5,300	5,200	3,563	20,29,077	21,22,208	17,78,791	14,24,657	8,84,248
Straits Settlements (including Labuan)	3,742	4,445	3,734	4,615	4,383	12,19,964	12,45,834	11,61,642	15,22,125	14,66,808
Federated Malay States	23	30	40	84	169	9,515	7,188	9,385	12,303	51,800
Hongkong	2	83	164	106	91	2,274	19,237	26,601	26,866	22,200
Egypt *	861	2,62,530
Cape of Good Hope	5	..	17	8	18	2,460	1,854	9,270	4,387	12,200
Natal	200	167	142	167	161	1,51,715	1,28,571	1,20,490	1,27,444	1,26,050
Zanzibar and Pemba	93	82	82	76	75	68,061	61,650	65,285	60,394	60,318
Kenya Colony	53	60	87	105	98	24,502	40,785	26,722	1,27,227	1,16,636
Tanganyika Territory	14	14	26	21	18	11,612	9,327	16,026	16,875	18,794
Anglo-Egyptian Sudan	4	1	5	7	11	1,447	615	2,275	2,880	6,182
Nyasaland Protectorate	1	3,751
Mauritius and Dependencies	255	241	312	225	200	99,645	84,030	90,386	69,975	65,451
Seychelles	1	5	9	9	10	1,746	2,065	4,915	2,275	6,206
Canada via Atlantic Coast	107	20,460
British West India Islands	2	4	7	6	4	1,101	4,290	4,241	3,008	1,050
British Guiana	3	9	35	16	5	1,898	5,568	10,651	5,229	1,650
Western Australia	12	14	17	18	30	2,244	2,790
South Australia (including Northern Territory)	1,550	2,190	977	2,263	2,225	4,08,267	5,70,297	2,66,191	5,57,852	4,40,704
Victoria	402	2,412	5,122	4,398	2,210	80,234	6,37,480	12,44,800	11,22,525	4,41,988
New South Wales	10,467	10,024	12,267	14,243	11,212	27,86,259	25,94,867	27,99,289	25,22,776	22,23,401
Queensland	3	13	17	5	..	1,050	3,311	4,419	1,364	..
Australian Commonwealth (Total)	12,422	14,661	17,997	22,926	15,966	22,25,540	25,99,779	44,17,879	52,26,459	21,26,228
New Zealand (including Nauru and Br. Samoa)	1	1,062	1	1,003	..	272	2,20,529	241	1,95,202
Fiji Islands	26	15	10	9	16	12,709	8,209	6,242	7,701	11,504
Other British Possessions	216	271
TOTAL BRITISH EXPORT	445,819	468,094	419,143	406,891	171,399	8,62,58,051	9,54,05,254	8,82,20,020	7,59,51,144	8,20,23,239

* Shown as a Foreign Country from 1922-24.

GENERAL EXPORTS

INDIAN MERCHANDISE

(750)

No. 14—continued

ARTICLES, AND COUNTRIES OF FINAL DESTINATION; ALSO SHARE OF EACH PROVINCE	QUANTITY					VALUE				
	1922-23	1923-24	1924-25	1925-26	1926-27	1922-23	1923-24	1924-25	1925-26	1926-27
Seeds—continued						₹	₹	₹	₹	₹
<i>Total Seeds—continued</i>	Tons	Tons	Tons	Tons	Tons					
Sweden	250	212	5	583	..	48,125	67,500	3,500	1,85,000	..
Norway	800	950	800	1,300	600	70,750	2,09,892	1,97,500	3,17,634	1,28,000
Denmark	2,855	1,710	1,185	2,100	58	9,54,006	5,01,300	3,45,989	6,28,123	16,690
Germany	114,572	97,966	91,312	115,226	113,762	2,70,26,923	2,24,83,543	2,45,79,243	3,01,33,369	2,92,32,117
Netherlands	52,341	72,552	96,959	106,972	102,524	1,31,99,827	1,80,52,350	2,58,76,490	2,85,48,866	2,47,83,616
Belgium	103,782	77,023	85,954	58,456	85,234	2,48,17,043	1,90,29,184	2,27,48,682	1,49,94,652	75,94,571
France	296,411	326,036	337,541	318,617	212,811	7,97,27,235	8,87,81,143	9,21,45,667	8,25,02,749	5,14,30,578
Spain	3,314	15,124	40,252	36,933	12,360	21,85,511	38,77,673	1,04,70,141	97,30,929	27,83,183
Portugal	3,500	3,78,812
Switzerland	270	50	60	77,734	13,000	17,300
Italy	100,694	123,080	189,619	145,805	130,139	2,62,77,946	2,94,70,267	4,86,82,234	3,72,77,707	3,07,71,635
Austria	6,881	3,184	279	498	..	21,46,862	7,97,529	85,484	1,14,431	..
Serbo-croat Slovene State	50	12,750	..
Bulgaria	103	35,584	..
Roumania	115	44,160
Greece	425	1,430	1,900	2,600	2,200	1,27,951	3,81,323	4,79,335	6,41,667	4,35,335
Turkey, European	2	1,166	149	..	125	1,044	3,77,322	30,310
Turkey, Asiatic	75	17	22,770	6,510
Syria	410	26	44	170	47	1,49,741	21,937	20,225	56,851	16,532
Mascat Territory and Trucial Oman	237	238	1,192	190	157	1,09,304	1,18,676	4,19,543	1,00,765	1,00,423
Other Native States in Arabia	621	466	308	496	193	2,34,264	1,98,247	1,83,637	1,95,867	80,789
Persia	80	68	78	96	114	40,489	32,908	42,937	54,827	60,477
Sumatra	6	3	5	54	86	23,800	4,816	16,363	1,05,538	2,09,182
Java	264	464	622	636	509	1,01,037	2,50,046	1,84,327	2,36,321	3,50,790
Siam	14	22	61	34	28	7,802	11,947	29,325	19,240	17,123
Indo-China (including Cochin-China, Cambodia, Annam, Tonkin and French leased territories in China)	5	14	4	..	13	24,065	30,240	3,365
Philippine Islands and Guam	2	10	950	1,200
China (exclusive of Hongkong and Macao)	2	3	..	553	633	2,874	6,201	740
Japan	3,349	27,389	4,366	2,408	3,796	7,37,348	60,68,537	10,03,621	6,05,518	8,23,176
Egypt	455	23,476	3,473	7,236	..	2,24,781	49,82,099	19,37,062	6,27,615
Portuguese East Africa	29	34	59	80	50	20,144	37,857	50,560	1,32,434	93,205
Madagascar	5	7	6	2	3	3,329	2,370	2,516	2,070	1,634
Réunion	4	4	1	4	5	4,094	2,770	940	3,406	4,260
Italian East Africa (Somaliland and Eritrea)	3	..	5	17	..	1,230	1,760	3,033	6,827	200
United States of America—										
<i>Via Atlantic Coast.</i>	34,794	37,543	33,092	45,375	43,940	80,13,525	1,06,16,953	1,04,11,758	1,13,24,245	91,42,924
<i> " Pacific " " "</i>	4	4	..	7,094	633	15	2,340
Argentine Republic (including the Atlantic Coast of Patagonia)	850	..	5	100	..	2,43,735	..	1,040	25,000	..
Chile (including the Pacific Coast of Patagonia)	1	74	100	360	1,03,133	1,20,262
Peru	1	16	1,978	16,354
Bolivia	2	4	3,237	5,479
Other Foreign Countries	1	..	200	110	121	599	204
TOTAL FOREIGN COUNTRIES	731,214	737,022	909,315	843,647	666,191	18,72,85,311	20,13,66,389	24,35,54,543	22,04,16,583	15,87,93,939
<i>Share of Bengal</i>	<i>187,129</i>	<i>267,926</i>	<i>322,761</i>	<i>171,537</i>	<i>123,456</i>	<i>4,47,11,933</i>	<i>6,47,81,004</i>	<i>5,64,05,230</i>	<i>4,32,50,300</i>	<i>2,61,35,333</i>
<i> " Bihar and Orissa</i>	..	<i>31</i>	<i>1</i>	<i>3,939</i>	<i>140</i>
<i> " Bombay</i>	<i>477,423</i>	<i>434,965</i>	<i>516,038</i>	<i>519,360</i>	<i>123,035</i>	<i>9,73,30,799</i>	<i>9,90,27,404</i>	<i>12,40,21,662</i>	<i>11,30,60,355</i>	<i>5,11,30,373</i>
<i> " Sind</i>	<i>353,317</i>	<i>293,213</i>	<i>237,674</i>	<i>169,896</i>	<i>97,896</i>	<i>5,54,47,094</i>	<i>6,10,32,169</i>	<i>5,10,60,321</i>	<i>3,92,33,432</i>	<i>3,15,29,204</i>
<i> " Madras</i>	<i>372,691</i>	<i>282,631</i>	<i>351,034</i>	<i>337,350</i>	<i>357,934</i>	<i>7,56,27,652</i>	<i>7,30,31,653</i>	<i>10,00,36,450</i>	<i>10,54,69,113</i>	<i>2,19,76,583</i>
<i> " Burma</i>	<i>1,073</i>	<i>1,460</i>	<i>390</i>	<i>1,605</i>	<i>479</i>	<i>2,30,329</i>	<i>2,46,423</i>	<i>1,59,163</i>	<i>2,24,523</i>	<i>1,14,173</i>
TOTAL	1,177,033	1,255,116	1,323,458	1,249,583	837,590	27,35,38,362	29,31,71,643	33,16,34,563	29,63,67,727	19,08,77,173

* Shown as a Foreign Country from 1923-24.

No. 14—continued

ARTICLES, AND COUNTRIES OF FINAL DESTINATION; ALSO SHARE OF EACH PROVINCE	QUANTITY					VALUE				
	1922-23	1923-24	1924-25	1925-26	1926-27	1922-23	1923-24	1924-25	1925-26	1926-27
Shells and Cowries—										
Cowries (I. S.)—	Cwts.	Cwts.	Cwts.	Cwts.	Cwts.	Rs.	Rs.	Rs.	Rs.	Rs.
United Kingdom	1	23	15	1,350
Palestine	50	22	1,127	420
Mesopotamia Straits Settlements (including Labuan)	..	15	61	300	1,120
Other British Possessions	0	..	75	1,250
TOTAL BRITISH EMPIRE	51	60	136	1,312	2,070	2,470
Turkey, European	46	0	1,065	408
" Asiatic	46	1,202
Siam	51	20	17	1,430	330	260
Other Foreign Countries	74	..	16	115	18	1,095	..	320	320	550
TOTAL FOREIGN COUNTRIES	125	20	33	61	73	2,525	350	590	1,376	2,250
Share of Bengal	163	53	159	51	73	3,533	1,040	2,300	1,376	2,250
" Bombay	..	26	10	420	300
" Madras	1	1	15	30
" Burma	30	240
TOTAL	194	80	169	61	73	3,837	2,450	3,000	1,376	2,250
Shells (chanks, Sankh, large ornamental shells, cowries, mother of pearl shells, and oyster shells) (I. S.)—	Cwts.	Cwts.	Cwts.	Cwts.	Cwts.					
United Kingdom	2,081	1,275	2,480	2,309	2,044	78,770	52,708	56,101	7,16,237	1,18,110
Maldives	..	113	1,900
Ceylon	2	8	10	125	190	45	430	274	2,305	2,847
Straits Settlements (including Labuan)	554	88	..	43	212	13,099	2,038	..	1,185	4,311
Hongkong	2	1	1,000	00
Egypt	66	1,370
Seychelles	40	4,500
TOTAL BRITISH EMPIRE	2,655	1,485	2,490	2,577	2,486	94,184	57,216	56,375	7,19,517	1,29,768
Germany	68	2,045
China (exclusive of Hong- kong and Macao)	70	2,500	..
Japan	..	16	33	..	36	..	300	1,455	..	2,379
Other Foreign Countries	4	3	550	195	..
TOTAL FOREIGN COUNTRIES	..	16	37	73	164	..	300	2,185	2,905	6,224
Share of Bengal	63	23	61	2,318	2,398	2,505	60	18
" Bombay	369	1	538	14,410	150	89,318
" Sind	3	100
" Madras	2	8	10	141	212	45	430	274	2,430	2,001
" Burma	2,535	1,420	2,097	2,503	2,267	91,321	55,193	71,621	7,20,102	1,02,095
TOTAL	2,655	1,461	2,527	2,650	2,640	94,184	58,016	58,510	7,22,782	1,26,092
Tortoise-shell (including Sankh or nakh) (I. S.)—	Lbs.	Lbs.	Lbs.	Lbs.	Lbs.					
United Kingdom	661	701	1,849	1,486	682	10,300	7,210	14,465	7,250	8,050
Ceylon	445	380	188	2,082	564	425
Other British Possessions	70	15	50	45
TOTAL BRITISH EMPIRE	1,176	1,081	2,037	1,486	697	12,432	7,774	14,890	7,250	8,095
Italy	224	..	55	65	..	1,000
Japan	600	..	84	900	..	1,500
United States of America and Atlantic Coast	1,456	1,456
Other Foreign Countries	224	100	..
TOTAL FOREIGN COUNTRIES	600	..	1,764	224	55	900	..	2,021	100	1,000
Share of Bengal	161	..	1,455	1,600	..	1,455
" Bombay	900	153	34	224	450	7,400	430	1,500	100	4,205
" Sind	..	112	224	230	65
" Madras	635	315	2,127	1,485	303	4,262	7,044	14,000	7,250	4,350
" Burma	70	50
TOTAL	1,776	1,081	2,801	1,710	752	12,232	7,774	18,001	7,350	9,095
Total Value of Shells and Cowries	—	—	—	—	—	1,11,353	18,240	1,09,571	7,21,503	1,47,437

* Shown as a Foreign Country from 1923-24.

GENERAL EXPORTS

(752)

INDIAN MERCHANDISE

No. 14—continued

ARTICLES, AND COUNTRIES OF FINAL DESTINATION; ALSO SHARE OF EACH PROVINCE	QUANTITY					VALUE				
	1922-23	1923-24	1924-25	1925-26	1926-27	1922-23	1923-24	1924-25	1925-26	1926-27
Soap (III. V)—										
Aden and Dependencies . . .	Cwts. 12	Cwts. 10	Cwts. 19	Cwts. 23	Cwts. 15	₹ 650	₹ 730	₹ 1,478	₹ 1,021	₹ 1,212
Mesopotamia	4,829	5,419	6,298	4,901	6,561	1,44,431	1,57,117	1,84,028	1,42,130	1,99,611
Bahrain Islands	111	3	4	..	3	3,220	115	100	..	11
Ceylon	164	226	182	98	50	4,550	6,944	3,744	1,031	51
Straits Settlements (including Labuan)	80	9	32	26	9	3,823	170	1,040	325	14
Zanzibar and Pemba	37	10	5	4	1	730	1,050	425	253	2
Kenya Colony	196	33	97	8	17	4,192	1,603	3,091	500	45
Mauritius and Dependencies	63	25	..	4	8	1,205	1,016	..	347	15
Fiji Islands	24	10	4	1,960	670	2
Other British Possessions	20	14	38	33	7	893	932	1,040	1,250	60
TOTAL BRITISH EMPIRE	5,536	5,759	6,675	5,097	6,675	1,65,654	1,70,349	1,94,946	1,46,859	2,02,961
Alaskan Territory and Trustad Oman	68	77	19	5	8	2,555	1,047	546	121	20
Other Native States in Arabia	59	7	17	7	..	1,410	175	425	250	..
Persia	121	111	130	201	94	3,131	4,366	4,479	5,750	2,300
Portuguese East Africa	148	47	179	12	..	4,235	1,694	4,500	570	..
Other Foreign Countries	31	9	13	10	6	1,470	319	653	1,178	681
TOTAL FOREIGN COUNTRIES	427	251	358	285	108	12,851	8,501	10,608	7,669	3,181
Share of Bengal	213	222	112	33	23	10,201	9,271	4,273	2,339	980
„ Bombay	5,412	5,671	6,785	5,170	6,696	1,59,095	1,67,004	1,99,607	1,51,338	2,04,101
„ Sind	161	35	29	7	7	4,061	744	532	171	141
„ Madras	165	73	100	91	57	4,307	1,539	314	301	921
„ Burma	12	9	7	31	..	341	242	273	279	..
TOTAL	5,993	6,010	7,033	5,332	6,733	1,78,505	1,78,850	2,05,549	1,54,723	2,06,151
Specimens illustrative of Natural Science (II. S)—										
United Kingdom	—	—	—	—	—	1,23,048	74,715	51,329	60,439	57,841
Ceylon	—	—	—	—	—	1,761	631	1,811	985	4,410
Straits Settlements (including Labuan)	—	—	—	—	—	325	245	50	260	1,799
Hongkong	—	—	—	—	—	1,119	1,350	950	2,458	2,800
Western Australia	—	—	—	—	—	..	800
Victoria	—	—	—	—	—	..	1,314	6,694	461	533
Tasmania	—	—	—	—	—	..	120	90
New South Wales	—	—	—	—	—	..	250	450	2,199	15
Queensland	—	—	—	—	—	55	10
Australian Commonwealth (Total)	—	—	—	—	—	55	1,394	7,144	2,660	633
Other British Possessions	—	—	—	—	—	605	1,414	1,580	1,875	1,911
TOTAL BRITISH EMPIRE	—	—	—	—	—	1,26,913	80,349	62,364	63,677	69,201
Germany	—	—	—	—	—	..	300	4,815	11,152	5,561
Belgium	—	—	—	—	—	7,452	471
France	—	—	—	—	—	1,005	792	6,948	16,475	17,322
Italy	—	—	—	—	—	..	1,500	2,900	..	11,171
China (exclusive of Hongkong and Macao)	—	—	—	—	—	2,650	210	..	45	901
United States of America—										
Via Atlantic Coast	—	—	—	—	—	5,321	31,843	5,101	13,877	17,170
„ Pacific „	—	—	—	—	—	555	..	2,037	390	..
Other Foreign Countries	—	—	—	—	—	1,825	1,330	983	1,158	1,457
TOTAL FOREIGN COUNTRIES	—	—	—	—	—	11,356	35,975	22,784	50,550	54,551
Share of Bengal	—	—	—	—	—	6,044	4,000	21,414	14,910	45,621
„ Bombay	—	—	—	—	—	75,941	72,004	29,131	51,475	41,311
„ Sind	—	—	—	—	—	3,305	6,080	5,191	913	13,000
„ Madras	—	—	—	—	—	11,502	19,355	18,135	11,545	17,113
„ Burma	—	—	—	—	—	40,977	14,330	11,727	10,335	6,311
TOTAL	—	—	—	—	—	1,33,269	1,16,324	85,648	1,19,227	1,23,721

* Shown as a Foreign Country from 1923-24.

No. 14—continued

ARTICLES, AND COUNTRIES OF FINAL DESTINATION; ALSO SHARE OF EACH PROVINCE	QUANTITY					VALUE				
	1922-23	1923-24	1924-25	1925-26	1926-27	1922-23	1923-24	1924-25	1925-26	1926-27
	Cwts.	Cwts.	Cwts.	Cwts.	Cwts.	₹	₹	₹	₹	₹
Spices—										
<i>Betelnuts (I. F.)—</i>										
Aden and Dependencies	382	347	293	378	371	13,777	13,917	13,332	20,100	16,278
Mesopotamia	84	130	105	101	53	2,250	4,915	5,373	6,471	2,557
Ceylon	6	10	18	22	65	303	437	306	1,036	2,323
Straits Settlements (including Labuan)	232	15	129	74	61	11,101	860	2,447	1,934	2,436
Cape of Good Hope	18	10	7	110	12	1,048	880	640	7,070	1,048
Natal	1,089	1,438	1,406	1,707	1,454	33,847	33,219	30,963	28,039	29,163
Zanzibar and Pemba	73	101	81	53	72	4,340	5,425	4,233	3,610	3,532
Kenya Colony	337	430	442	530	641	20,131	23,890	23,812	23,213	43,209
Tanganyika Territory	116	119	112	122	111	5,030	5,020	5,215	7,040	7,506
Anglo-Egyptian Sudan	21	20	16	19	..	1,070	935	890	986	..
Mauritius and Dependencies	150	27	83	62	41	5,620	1,470	4,215	2,062	1,860
British Guiana	5	6	12	33	6	156	224	210	1,002	300
New South Wales	45	25	1,900	1,013	..
<i>Australian Commonwealth (Total)</i>	45	25	1,900	1,013	..
Fiji Islands	90	97	131	147	189	2,246	4,101	5,621	6,672	7,386
Other British Possessions	9	11	26	12	20	302	427	2,045	688	1,871
TOTAL BRITISH EMPIRE	3,212	2,811	2,906	3,315	3,096	1,51,187	1,40,440	1,51,617	1,90,644	1,67,008
Maskat Territory and Trucial Oman	21	26	19	23	25	1,180	978	932	1,122	1,330
Other Native States in Arabia	41	70	52	67	77	2,335	3,427	2,400	3,075	4,006
Persia	25	32	11	33	45	730	1,112	870	1,122	2,228
Portuguese East Africa	171	206	228	209	160	7,940	10,159	11,847	12,310	10,420
Madagascar	36	16	25	15	38	2,150	4,165	1,400	1,120	2,480
Italian East Africa (Somaland and Eritrea)	10	12	27	13	12	465	715	1,200	525	608
Other Foreign Countries	25	13	18	52	16	1,026	786	864	1,877	855
TOTAL FOREIGN COUNTRIES	339	375	383	412	392	16,906	21,292	19,163	21,261	22,484
<i>Share of Bengal</i>	163	104	203	181	200	4,038	4,019	3,353	7,223	7,217
" <i>Bombay</i>	2,619	2,200	2,057	1,978	1,980	1,37,053	1,11,310	1,07,937	1,14,586	1,14,776
" <i>Sind</i>	31	54	18	26	37	2,008	1,369	666	659	1,236
" <i>Madras</i>	679	335	395	1,638	1,261	32,866	53,976	52,322	58,345	65,422
" <i>Burma</i>	9	3	113	94	40	130	55	1,627	1,210	340
TOTAL	3,551	3,186	3,281	3,807	3,488	1,67,023	1,70,792	1,70,810	2,11,925	1,80,677
Cardamoms (I. F.)—										
United Kingdom	1,056	2,093	1,981	1,289	2,487	1,32,924	5,49,768	6,97,402	4,80,717	5,20,662
Palestine	..	1	1	5	12	..	250	200	1,350	3,070
Aden and Dependencies	494	333	200	248	309	58,260	61,180	60,865	80,387	74,353
Mesopotamia	220	116	47	110	105	21,941	14,470	7,490	31,582	24,365
Bahrain Islands	369
Ceylon	..	94	6	7	11	..	23,985	1,710	1,503	2,008
Straits Settlements (including Labuan)	132	199	139	171	185	14,595	37,028	19,106	39,005	34,739
Egypt*	59	13,240
Cape of Good Hope	2	3	1	4	4	220	1,000	120	85	1,148
Natal	32	49	53	46	43	4,200	6,250	5,435	8,706	6,563
Zanzibar and Pemba	45	59	33	30	23	7,170	13,100	8,870	6,785	6,600
Kenya Colony	44	42	24	32	22	7,790	10,000	5,000	8,995	6,660
Anglo-Egyptian Sudan	187	186	38	31	39	22,315	53,462	7,522	9,250	9,237
Mauritius and Dependencies	31	20	21	14	16	4,800	5,428	5,870	4,480	5,515
British Guiana	..	2	2	5	1	99	189	116	1,475	140
Fiji Islands	10	8	4	4	9	1,548	1,325	1,724	1,865	2,169
Other British Possessions	..	4	9	14	5	..	607	2,003	2,169	1,523
TOTAL BRITISH EMPIRE	2,651	4,241	2,939	2,295	3,709	4,18,764	11,76,917	9,19,768	7,52,345	11,79,157
Finland	12	187	4,070	50,028
Sweden	..	115	222	408	1,133	..	40,445	77,996	1,52,513	3,70,961
Norway	..	44	32	52	28	..	15,625	12,780	21,860	9,694
Denmark	..	229	153	108	374	..	85,439	87,562	38,150	1,19,343
Germany	..	437	295	430	1,312	..	1,35,933	1,15,051	1,77,271	3,89,195
Netherlands	..	39	60	20	46	..	2,906	25,580	7,400	15,016
Belgium	..	25	11	15	20	..	5,250	5,250	5,000	5,520
France	47	16	22,870	4,740
Spain	74	11,340	23,668	..
Italy	1	3,152	..	300

*shown as a Foreign Country from 1923-24.

GENERAL EXPORTS

(754)

INDIAN MERCHANDISE

No. 14—continued

ARTICLES, AND COUNTRIES OF FINAL DESTINATION; ALSO SHARE OF EACH PROVINCE	QUANTITY					VALUE				
	1922-23	1923-24	1924-25	1925-26	1926-27	1922-23	1923-24	1924-25	1925-26	1926-27
Spices—continued										
<i>Cardamoms (I. F.)—continued</i>										
Turkey, Asiatic										
Syria	59	115	103	77	98	10,650	24,300	23,550	31,311	29,71
Armenia	17				2	3,922				27
Mascat Territory and Trucial Oman	146	116	75	68	57	19,709	18,058	16,084	16,501	14,53
Other Native States in Arabia	217	135	152	113	330	38,117	26,530	33,330	30,400	33,65
Persia	101	179	138	298	99	17,815	33,712	25,585	67,671	15,52
Java	6	2	16	3	11	350	375	2,690	1,497	2,07
Slam			46	2	1		315	1,895	675	16
Japan		4	14	1	12	5	1,765	4,638	560	4,08
Egypt		221	78	63	86		64,202	23,435	25,527	19,85
Portuguese East Africa	2	5	4	9	5	450	1,400	1,100	2,460	1,15
United States of America— Via Atlantic Coast	290	364	511	959	692	54,300	1,21,250	2,27,426	3,76,171	3,84,77
" Pacific		2					145			
Other Foreign Countries	1	5	1	4	3	40	1,207	206	1,200	59
TOTAL FOREIGN COUNTRIES	838	2,037	1,950	2,763	4,513	1,45,263	5,79,851	6,72,130	10,07,175	13,30,72
<i>Share of Bengal</i>										
" Bombay	79	116	78	44	70	13,077	45,366	15,126	9,339	20,09
" Sind	2,755	5,384	4,091	4,236	5,932	4,49,076	14,81,994	13,84,148	15,12,229	18,45,65
" Madras	13	2				2,100	440		14	9
" Burma	620	758	632	729	2,012	95,124	2,36,567	1,88,392	2,34,779	6,32,30
TOTAL	3,489	6,273	4,889	5,058	8,312	5,62,027	17,56,768	15,91,893	17,51,021	24,59,88
Other British Possessions										
<i>Chillies (I. F.)—</i>										
United Kingdom	4,107	706	86	313	93	1,50,186	25,069	8,195	11,343	5,21
Aden and Dependencies	1,002	815	836	938	1,104	31,198	23,524	23,767	20,685	28,29
Mesopotamia	121	243	167	356	120	3,213	6,741	7,356	12,148	3,93
Bahrain Islands	36	23	2	5	16	1,192	600	75	157	45
Maldives	15	30	31	22	76	238	666	730	570	2,55
Ceylon	103,471	118,217	119,515	123,220	123,011	31,40,407	30,17,021	32,04,200	33,69,482	34,91,95
Straits Settlements (including Labuan)	33,574	33,021	15,091	37,361	27,955	9,73,412	8,50,505	9,99,782	9,63,874	8,49,63
Federated Malay States	1,676	731	344	1,232	2,577	52,325	21,303	9,237	31,156	33,79
Hongkong	104	118	120	48	178	3,165	2,957	1,890	1,410	5,75
Cape of Good Hope	57	103	41	50	38	3,400	3,210	1,141	1,908	2,55
Natal	1,623	443	135	90	613	73,225	23,300	7,155	3,392	28,52
Zanzibar and Pemba	28	26	40	29	50	740	1,660	825	1,025	1,91
Kenya Colony	11	14	35	71	10	394	573	1,195	2,895	42
Tanganyika Territory	27	23	53	57	58	920	345	1,962	2,095	2,24
Anglo-Egyptian Sudan					77					1,37
Mauritius and Dependencies	3,088	1,597	1,748	1,378	1,994	93,322	39,431	41,538	34,261	53,10
South Australia (including Northern Territory)	30					1,173				
Victoria	372	31	82			15,877	1,281	2,347		
New South Wales	226	108	61			9,845	4,256	1,869		
Australian Commonwealth (Total)	628	139	143			26,395	5,637	4,733		
Fiji Islands	22				3	1,245				50
Other British Possessions	44	12	13	17	15	1,349	270	360	550	52
TOTAL BRITISH EMPIRE	149,639	156,261	168,400	170,237	155,038	45,61,826	40,24,212	37,14,144	44,65,651	45,62,29
Germany	220		10			5,450		600		
Mascat Territory and Trucial Oman	90	92	113	151	139	2,444	2,305	3,689	4,226	4,341
Other Native States in Arabia	289	125	134	240	193	13,312	5,563	5,622	10,693	8,275
Persia	260	241	236	448	174	6,799	6,325	6,479	12,445	5,233
Sumatra	25		19	128	32	400		793	2,142	540
Slam	50	121	168	11	28	1,514	2,662	3,861	235	501
Portuguese East Africa	150	24	13	22	43	4,441	951	412	630	1,292
Italian East Africa (Somaliland and Eritrea)	78	89	195	210	6	2,200	2,225	5,705	4,740	185
United States of America— Via Atlantic Coast	10,145	8,211	1,935	410	802	2,23,838	2,85,280	37,057	15,700	33,120
" Pacific	819					39,773				
Other Foreign Countries	4	14	60	15	18	165	400	2,352	649	490
TOTAL FOREIGN COUNTRIES	12,110	8,917	2,886	1,635	1,435	3,90,336	3,05,211	1,16,575	52,450	58,96

* Shown as a Foreign Country from 1923-24;

No. 14—continued

ARTICLES, AND COUNTRIES OF FINAL DESTINATION; ALSO SHARE OF EACH PROVINCE

	QUANTITY					VALUE				
	1922-23	1923-24	1924-25	1925-26	1926-27	1922-23	1923-24	1924-25	1925-26	1926-27
Spices—continued										
<i>Chillies (I. F.)—continued</i>										
Share of Bengal	Cwts. 48,458	Cwts. 100,378	Cwts. 100,007	Cwts. 109,733	Cwts. 96,347	₹ 16,39,748	₹ 33,97,139	₹ 34,92,033	₹ 37,33,937	₹ 35,92,737
“ Bombay	14,230	4,920	2,219	2,722	3,504	4,97,096	1,06,820	21,979	59,503	1,14,550
“ Sind	146	84	161	145	87	2,614	2,210	2,395	3,564	1,164
“ Madras	95,890	27,523	21,939	99,329	59,850	24,09,844	16,98,393	19,02,138	12,42,142	16,57,663
“ Burma	8,115	12,263	6,957	19,443	8,305	91,163	9,99,391	1,82,174	4,43,628	2,54,177
TOTAL	161,749	165,178	141,283	171,872	159,478	49,62,663	48,29,022	36,90,719	45,16,111	49,21,201
<i>Cinnamon (I. F.)—</i>										
United Kingdom	Cwts. 74	Cwts. 43	Cwts. 65	Cwts. 90	Cwts. 74	₹ 4,425	₹ 2,327	₹ 4,808	₹ 11,850	₹ 4,315
Egypt*	125	—	—	—	—	2,805	—	—	—	—
Mauritius and Dependencies	79	95	24	5	23	2,222	2,400	815	125	493
Other British Possessions	8	1	8	4	6	195	134	408	177	204
TOTAL BRITISH EMPIRE	286	139	97	99	102	9,447	4,821	6,036	12,158	5,012
Armenia	—	—	78	—	—	—	—	1,850	—	—
Peru	—	—	—	—	45	—	—	—	—	1,450
Other Foreign Countries	11	—	—	4	3	245	11	—	170	66
TOTAL FOREIGN COUNTRIES	11	—	78	4	48	245	11	1,850	170	1,496
<i>Share of Bengal</i>	215	96	105	10	76	6,024	2,609	3,070	322	2,193
“ Bombay	—	—	—	—	—	—	98	—	—	—
“ Sind	8	—	—	3	—	272	—	—	150	—
“ Madras	74	43	65	90	74	4,425	2,327	4,808	11,850	4,315
“ Burma	—	—	—	—	—	1	2	—	—	—
TOTAL	297	139	170	103	150	7,792	2,632	7,868	12,322	6,598
<i>Ginger (I. F.)—</i>										
Straits Settlements (including Labuan)	Cwts. 2	Cwts. —	Cwts. —	Cwts. —	Cwts. 72	₹ 200	₹ 446	₹ —	₹ 400	₹ 4,700
Mauritius and Dependencies	30	28	—	4	—	2,652	2,308	—	195	—
British Guiana	—	28	—	2	—	—	270	—	502	1,022
Fiji Islands	2	2	—	5	12	75	242	30	70.1	60
Other British Possessions	5	2	20	6	2	670	242	1,040	70.1	60
TOTAL BRITISH EMPIRE	39	34	20	17	86	3,797	2,255	1,040	1,870	5,789
Russia—										
Southern Russia	—	—	38	—	—	—	—	2,478	—	—
Georgia	—	—	—	74	—	—	—	—	7,064	—
Armenia	30	—	—	—	—	1,950	—	—	—	—
Other Foreign Countries	2	5	24	2	2	121	272	1,690	160	122
TOTAL FOREIGN COUNTRIES	32	5	62	76	2	2,071	272	4,168	7,064	122
<i>Share of Bengal</i>	66	34	71	93	38	6,358	3,308	6,888	6,044	6,924
“ Sind	2	4	4	—	—	120	359	320	—	—
“ Madras	3	—	8	—	—	392	—	147	—	—
“ Burma	—	—	—	—	—	—	—	—	—	—
TOTAL	71	38	77	93	38	6,848	3,667	7,355	6,044	6,924
<i>Ginger (I. F.)—</i>										
United Kingdom	Cwts. 10,065	Cwts. 11,810	Cwts. 9,006	Cwts. 1,800	Cwts. 6,908	₹ 2,84,296	₹ 6,09,328	₹ 5,56,278	₹ 1,00,145	₹ 2,05,226
Aden and Dependencies	19,277	12,631	12,895	17,160	21,171	6,02,328	5,42,817	6,11,292	9,20,095	8,56,200
Mesopotamia	43	513	456	552	522	1,000	17,807	15,016	19,159	17,901
Bahrain Islands	221	194	201	255	353	7,375	7,849	12,542	12,049	12,142
Ceylon	1,989	1,009	1,772	2,314	1,675	62,979	79,043	65,274	1,20,148	65,895
Straits Settlements (including Labuan)	47	17	3	3	91	2,050	1,055	802	217	2,115
Egypt*	95	—	—	—	—	2,757	—	—	—	—
Cape of Good Hope	126	96	97	159	125	4,500	1,978	6,450	9,147	7,562
Natal	97	109	78	72	64	4,173	21,112	2,547	2,101	2,781
Zanzibar and Pemba	550	551	412	540	512	27,007	19,977	16,826	25,125	21,104
Kenya Colony	391	307	300	422	420	24,088	21,523	19,270	22,265	21,075
Tanganyika Territory	87	87	79	115	116	2,640	2,917	2,920	4,175	4,395
Somaland Protectorate	20	—	—	—	—	1,200	—	—	—	—
Anglo-Egyptian Sudan	399	325	455	645	820	16,485	14,857	22,725	22,709	29,062
Mauritius and Dependencies	137	99	100	82	74	4,199	3,625	4,822	4,000	2,925
Canada—										
Via Atlantic Coast	720	—	178	—	60	25,224	—	10,122	—	1,260
British West India Islands	10	1	47	1	—	486	43	1,560	45	—
British Guiana	—	22	52	52	—	—	975	2,156	2,298	—
Western Australia	—	—	—	69	—	—	—	—	3,451	—
South Australia (including Northern Territory)	90	60	100	119	—	2,220	2,640	5,200	5,200	—
Victoria	1,023	129	150	479	—	24,396	9,580	9,210	23,422	—
New South Wales	283	169	29	70	—	12,175	5,127	2,454	4,435	—
Queensland	50	10	—	—	—	1,000	450	—	—	—

* Shown as a Foreign Country from 1925-26.

GENERAL EXPORTS

(756)

INDIAN MERCHANDISE

No. 14—continued

ARTICLES, AND COUNTRIES OF FINAL DESTINATION; ALSO SHARE OF EACH PROVINCE	QUANTITY					VALUE				
	1922-23	1923-24	1924-25	1925-26	1926-27	1922-23	1923-24	1924-25	1925-26	1926-27
Spices—continued										
<i>Stringer (L. F.)—continued</i>										
<i>Australian Commonwealth (Total)</i>	Cwts.	Cwts.	Cwts.	Cwts.	Cwts.	R	R	R	R	R
New Zealand (including Nauru and Br. Samoa)	1,516	488	280	737	—	50,791	20,307	17,364	36,073	—
Fiji Islands	215	294	188	115	—	5,503	10,955	4,960	6,205	—
Other British Possessions	25	37	37	24	33	970	1,842	2,024	2,053	2,002
	16	15	15	17	18	406	392	884	565	431
TOTAL BRITISH EMPIRE	36,026	30,507	27,768	35,187	33,044	12,11,017	13,58,925	15,94,743	15,68,751	13,07,931
Russia—										
Southern Russia	62	2,085
Sweden	872	105	..	60	557	17,097	6,854	..	5,400	23,071
Germany	1,881	1,372	315	1,095	4,138	77,303	63,731	18,405	61,480	1,76,771
Netherlands	..	50	100	285	50	..	2,250	4,091	6,895	1,021
Belgium	35	1,400	..
France	109	99	197	21	..	4,070	4,501	9,007	1,080	..
Italy	..	50	300	..	100	..	2,250	14,400	..	5,000
Austria	140	8,573
Turkey, European	20	1,170	..
Syria	36	47	152	28	196	1,600	2,427	7,681	1,112	8,371
Armenia	41	..	81	..	15	1,245	..	8,740	..	451
Mesopotamian Territory and Trusmi Uman	30	216	98	191	249	1,012	8,644	4,573	9,50	11,421
Other Native States in Arabia	4,824	1,573	2,580	1,392	2,248	1,65,331	69,454	1,27,509	66,823	95,26
Yemen	550	1,083	724	1,076	2,544	17,683	39,644	28,715	31,873	86,613
Java	9	39	430	1,461
Egypt*	..	190	563	776	268	..	8,678	30,161	36,400	10,20
Portuguese East Africa	70	44	74	54	5	1,957	2,082	3,212	2,079	250
Italian East Africa (Somaliland and Berbera)	561	468	1,153	764	127	19,985	18,840	58,210	36,932	5,540
United States of America—										
Via Atlantic Coast	7,494	8,232	2,516	705	1,207	2,61,456	3,95,065	1,25,574	32,443	39,711
" Pacific "	..	980	45,914
Other Foreign Countries	2	4	10	18	11	95	157	534	685	268
TOTAL FOREIGN COUNTRIES	15,920	14,558	9,020	7,379	11,754	5,68,834	6,75,500	4,51,500	3,87,217	4,69,686
Share of Bengal	687	193	1,486	1,236	326	19,682	3,626	71,297	31,892	3,791
" Bombay	27,091	22,817	23,636	24,222	34,132	9,47,369	9,42,628	13,07,440	13,01,135	13,29,916
" Sind	20	5	8	40	2	615	120	624	1,318	40
" Madras	34,136	22,015	11,656	7,062	10,332	8,12,075	10,23,162	6,66,730	5,98,080	4,33,714
" Burma	13	..	13	6	6	120	..	152	73	110
TOTAL	51,946	45,065	36,778	32,566	44,798	17,79,851	20,34,425	20,46,243	17,50,998	17,77,571
Nutmegs (L. F.)—(a)										
United Kingdom	..	38	1,386
Straits Settlements (including Labuan)	..	19	1,080
Other British Possessions	0	552
TOTAL BRITISH EMPIRE	0	57	552	2,466
TOTAL FOREIGN COUNTRIES	3	1	135	40
Share of Bengal	2	102
" Bombay	7	456
" Sind	3	1	135	40
" Madras	..	52	2,468
TOTAL	12	53	687	2,508
Pepper (L. F.)—										
United Kingdom	6,968	4,819	6,043	28,270	15,823	1,96,619	1,50,149	4,96,136	20,55,888	9,60,515
Palestine	35	7	4	1	102	2,300	375	100	40	6,604
Aden and Dependencies	4,971	2,066	1,609	1,701	3,423	2,63,480	91,015	77,767	1,08,895	2,29,421
Mesopotamia	6,264	4,935	4,251	1,265	3,328	2,44,975	1,96,191	1,77,693	60,301	1,20,544
Hahrain Islands	1,732	1,067	1,077	522	1,230	94,491	51,017	43,541	34,312	82,874

* Shown as a Foreign Country from 1923-24.
(a) Included in spices, other sorts, from 1922-25.

ARTICLES, AND COUNTRIES OF FINAL DESTINATION; ALSO SHARE OF EACH PROVINCE	QUANTITY					VALUE				
	1922-23	1923-24	1924-25	1925-26	1926-27	1922-23	1923-24	1924-25	1925-26	1926-27
<i>pieces—continued</i>										
Pepper (L. P)—continued	Cwts.	Cwts.	Cwts.	Cwts.	Cwts.	Rs	Rs	Rs	Rs	Rs
Maldives	16	33	2	3	6	431	1,130	60	137	300
Ceylon	257	596	523	1,897	1,559	20,312	31,176	33,116	1,26,110	1,10,947
Straits Settlements (including Labuan)	10	14,324	4,419	560	11,58,022	2,64,484
Federated Malay States	2	30	21	12	..	71	1,322	1,015
Hongkong	6	21	35	300	1,730
Egypt*	275	8,815
Cape of Good Hope	10	4	..	18	13	294	212	..	825	1,314
Natal	87	361	182	175	105	6,415	20,294	10,772	11,322	6,974
Zanzibar and Pemba	550	521	610	277	423	22,082	18,280	25,242	16,765	24,727
Kenya Colony	200	183	318	256	264	8,621	8,033	12,828	12,033	10,160
Tanganyika Territory	176	91	183	187	163	7,340	3,915	7,000	6,648	9,430
Anglo-Egyptian Sudan	1,109	865	350	267	536	40,160	31,895	12,622	24,022	35,240
Mauritius and Dependencies	198	259	447	235	173	6,330	9,221	17,046	18,210	10,033
Seychelles	24	29	26	40	28	845	1,735	990	1,915	2,160
Canada—										
Via Atlantic Coast	1,050	299	..	300	900	29,220	7,469	..	21,000	51,300
British West India Islands	40	20	26	25	..	1,155	1,272	840	1,217	..
British Guiana	3	53	55	143	34	140	1,708	1,557	8,016	1,415
South Australia (including Northern Territory)	138	5,515
Victoria	79	1,087	..
New South Wales	1	..	40	15	..	52	..	1,509	612	..
Australian Commonwealth (Total)	1	..	173	94	..	52	..	7,024	2,600	..
Fiji Islands	22	25	65	35	83	861	984	2,049	2,204	6,364
Other British Possessions	3	1	1	..	9	160	24	53	..	525
TOTAL BRITISH EMPIRE	23,991	16,704	16,053	50,450	22,725	2,96,231	6,26,216	6,59,022	22,69,214	20,07,916
Russia—										
Southern Russia	300	..	128	9,000	..	2,567	..	2,425
Sweden	44
Norway	100	2,800
Germany	3,561	5,927	4,408	7,959	2,141	99,810	1,29,970	1,22,027	4,65,520	1,29,075
Netherlands	400	450	455	1,312	2,172	10,000	12,000	14,689	1,01,972	1,21,250
Belgium	412	225	355	125	..	10,375	6,300	12,825	6,250	..
France	3,250	2,262	2,937	1,670	2,698	99,625	64,175	90,700	1,04,868	1,21,140
Spain	100	2,800
Italy	29,150	20,622	26,547	18,680	12,292	11,12,500	6,07,221	11,57,812	12,17,064	7,32,450
Austria	100	100	62	2,500	2,500	4,062
Greece	45	1,300
Turkey, European	15	536	644	750	26,050	42,110
Turkey, Asiatic	67	2,500
Syria	203	126	337	251	573	9,150	10,110	22,700	19,620	22,650
Armenia	109	118	241	..	42	2,725	3,720	7,614	..	2,100
Mascat Territory and Trucial Oman	991	649	955	450	680	22,220	26,186	42,792	22,022	41,022
Other Native States in Arabia	1,220	1,059	898	222	461	44,901	22,671	47,112	15,010	22,872
Persia	3,370	3,680	2,571	1,363	4,714	1,76,726	1,57,999	1,12,717	64,621	2,46,168
Egypt*	..	308	720	6,219	6,234	..	14,992	23,442	4,02,960	4,12,846
Algeria	100	2,500
Morocco	400	200	312	10,000	5,600	19,750
Portuguese East Africa	26	37	53	61	15	1,311	1,298	2,971	2,221	1,105
Madagascar	18	25	8	625	1,000	400
Italian East Africa (Somaliland and Eritrea)	569	535	510	153	48	20,372	20,270	23,090	10,000	..
United States of America—										
Via Atlantic Coast	24,109	27,512	19,100	22,060	27,971	9,27,500	9,67,063	6,20,150	31,05,002	22,64,591
" Pacific "	900	2	1,040	1,040	327	25,900	75	22,000	25,470	21,250
Argentine Republic (including the Atlantic Coast of Patagonia)	225	14,750	..
Other Foreign Countries	5	8	25	9	2	224	212	732	621	197
TOTAL FOREIGN COUNTRIES	69,733	72,846	71,575	78,405	71,491	25,62,921	21,44,020	22,69,296	56,59,419	44,07,516
Share of Bengal	559	602	1,220	9,291	1,442	29,791	22,849	62,512	22,712	1,12,666
" Bombay	19,524	15,221	12,444	22,562	20,269	8,57,230	6,72,267	6,12,253	21,92,052	19,22,122
" Sind	74	59	106	35	79	2,794	1,917	2,229	6,222	6,604
" Madras	22,589	24,262	22,722	25,461	21,707	22,00,640	20,22,721	22,12,622	22,71,202	22,00,422
" Burma	7	2	22	227	200	100
TOTAL	112,724	89,550	87,628	128,855	104,216	34,90,792	27,70,236	29,28,318	79,28,633	64,15,131

* Shown as a Foreign Country from 1922-24.

GENERAL EXPORTS

(758)

INDIAN MERCHANDISE

No. 14—continued

ARTICLES, AND COUNTRIES OF FINAL DESTINATION; ALSO SHARE OF EACH PROVINCE	QUANTITY					VALUE				
	1922-23	1923-24	1924-25	1925-26	1926-27	1922-23	1923-24	1924-25	1925-26	1926-27
Spices—continued										
<i>Other sorts (L. P)—</i>	<i>Cwts.</i>	<i>Cwts.</i>	<i>Cwts.</i>	<i>Cwts.</i>	<i>Cwts.</i>	<i>R</i>	<i>R</i>	<i>R</i>	<i>R</i>	<i>R</i>
United Kingdom	80	124	274	1	32	1,504	3,550	15,410	25
Aden and Dependencies	65	7	14	65	101	1,904	220	295	3,592	3,538
Ceylon	121	15	2	1,004	1,001	87	..
Mauritius and Dependencies	298	22	10	1,957	286	340
Canada—Via Atlantic Coast	40	2,000	..
Other British Possessions	44	145	94	37	53	1,469	3,533	2,393	1,723	2,509
TOTAL BRITISH EMPIRE	405	325	247	418	165	5,362	6,647	7,448	22,812	6,412
Maskat Territory and Trucial Oman	189	183	238	176	215	3,107	3,542	5,654	4,534	5,646
Yemen	48	83	109	80	88	1,235	1,363	2,482	1,867	2,399
United States of America—Via Atlantic Coast	99	102	5,940	5,087
“ Pacific “	1	50
Other Foreign Countries	59	32	12	18	25	1,513	1,524	217	696	1,138
TOTAL FOREIGN COUNTRIES	285	220	353	373	430	5,855	6,479	8,303	18,037	14,270
<i>Stars of Bengal</i>	<i>12</i>	<i>213</i>	<i>32</i>	<i>35</i>	<i>88</i>	<i>340</i>	<i>3,679</i>	<i>656</i>	<i>1,736</i>	<i>3,393</i>
“ Bombay	39	25	190	195	119	2,367	3,623	4,326	9,111	4,000
“ Sind	184	223	337	353	305	6,673	5,331	3,017	6,406	7,938
“ Madras	14	36	393	103	32	414	2,148	13,626	5,273
“ Burma	43	..	3	700	24	104	20	29
TOTAL	640	545	600	791	595	11,217	13,126	15,751	35,849	20,682
Total Spices—	Cwts.	Cwts.	Cwts.	Cwts.	Cwts.					
United Kingdom	22,270	20,184	17,257	32,126	25,386	8,63,482	16,39,526	14,60,507	26,75,534	20,64,567
Malta and Gozo	9	525
Palestine	35	8	5	12	126	2,800	625	800	1,565	10,752
Aden and Dependencies	20,191	17,169	16,923	20,490	26,479	9,60,966	7,33,768	9,92,309	12,18,663	12,03,176
Mesopotamia	6,769	6,019	5,058	2,834	4,141	2,84,729	2,40,854	2,14,408	1,29,655	2,28,892
Bahrain Islands	2,363	1,726	1,818	1,079	2,130	1,70,089	1,53,891	1,59,185	1,21,586	2,72,700
Maldives	47	77	49	37	82	1,075	1,989	1,094	977	2,954
Ceylon	105,896	120,948	121,871	132,468	126,321	32,24,850	31,57,696	33,26,927	36,20,302	36,63,128
Straits Settlements (including Labuan)	33,987	33,323	15,339	52,237	32,794	10,01,338	8,91,271	4,22,604	21,63,913	11,61,776
Federated Malay States	1,076	733	353	1,315	2,301	52,340	21,327	10,325	32,688	35,067
Hongkong	207	127	223	66	213	3,530	3,307	2,235	2,955	9,563
Egypt	576	27,983	7
Cape of Good Hope	323	213	143	344	309	9,439	6,930	8,331	20,015	13,332
Natal	3,544	2,434	1,676	2,100	2,231	1,77,367	1,47,410	1,03,719	1,22,749	1,19,986
Transvaal	7	1,090
Zanzibar and Pemba	1,246	1,260	1,137	931	1,091	51,939	57,567	56,167	52,460	57,798
Kenya Colony	983	1,031	1,123	1,323	1,368	51,024	56,074	57,435	30,654	39,557
Tanganyika Territory	306	323	434	436	450	15,920	13,197	18,907	20,885	24,076
Somaland Protectorate	23	1,360
Anglo-Egyptian Sudan	1,636	1,464	329	1,032	1,544	81,030	1,01,383	47,770	67,990	76,009
Mauritius and Dependencies	4,011	2,133	2,132	1,811	2,330	1,21,811	62,427	74,116	64,548	74,576
Seychelles	39	51	41	59	54	1,265	2,055	1,410	2,555	2,737
Canada—Via Atlantic Coast	1,770	299	178	340	960	54,424	7,469	10,132	23,000	52,330
British West India Islands	55	27	75	34	..	1,995	1,779	2,544	2,204	..
British Guiana	8	124	142	236	41	401	5,842	4,463	13,516	1,805
Western Australia	49	3,451	..
South Australia (including Northern Territory)	50	50	223	119	..	3,393	2,640	11,315	5,260	..
Victoria	1,395	220	223	539	..	50,273	10,361	11,957	25,447	..
New South Wales	610	277	133	114	..	23,072	12,393	9,762	6,793	..
Queensland	50	10	1,000	450
Australian Commonwealth (Total)	2,145	567	356	361	..	77,733	26,344	33,974	40,951	..
New Zealand (including Nauru and Dr. Samoa)	225	294	136	115	..	5,884	10,953	5,160	6,205	..
Isl Islands	175	174	233	217	341	7,262	8,664	12,623	13,774	19,532
TOTAL BRITISH EMPIRE	316,253	310,674	282,423	252,033	231,056	72,56,733	73,52,899	79,31,735	1,04,99,900	92,41,304

Shown as a Foreign Country from 1923-24.

No. 14—continued

ARTICLES, AND COUNTRIES OF FINAL DESTINATION; ALSO SHARE OF EACH PROVINCE	QUANTITY					VALUE				
	1922-23	1923-24	1924-25	1925-26	1926-27	1922-23	1923-24	1924-25	1925-26	1926-27
Spices—concluded Total Spices—continued	Cwts.	Cwts.	Cwts.	Cwts.	Cwts.	Rs.	Rs.	Rs.	Rs.	Rs.
Russia—										
Southern Russia	300	..	223	9,000	..	8,127
Finland	12	187	4,070	50,023
Georgia	74	7,034	..
Sweden	372	220	222	468	1,734	17,007	47,299	77,006	1,57,013	4,01,065
Norway	44	132	52	28	..	15,025	15,580	21,800	9,894
Denmark	229	153	108	374	..	85,439	87,802	98,150	1,19,348
Germany	5,612	7,742	5,023	9,484	7,591	1,82,563	2,94,697	2,06,093	7,24,271	6,94,044
Netherlands	400	539	615	1,567	2,268	10,000	18,780	44,340	1,18,370	1,47,260
Belgium	412	261	386	175	20	19,375	11,850	24,115	12,650	5,630
France	2,859	2,361	3,134	1,741	2,714	94,700	68,676	99,707	1,23,443	1,85,380
Spain	122	74	14,840	22,662	..
Italy	39,150	29,874	36,856	18,660	12,393	11,12,506	6,10,081	11,72,969	12,17,094	7,87,780
Austria	100	100	140	..	62	2,800	2,600	5,572	..	4,002
Greece	45	3	..	1,800	172	..
Turkey, European	1	18	556	644	..	300	950	27,220	42,119
Turkey, Asiatic	67	2,800
Syria	298	238	392	356	867	21,400	22,537	64,021	45,053	71,632
Armenia	197	118	295	..	63	9,742	3,720	16,204	..	3,080
Mesopotamia and Tru- cial Oman	1,418	1,236	1,499	1,059	1,325	60,814	59,813	74,760	58,080	78,807
Other Native States in Arabia	4,546	2,967	3,769	2,096	3,310	2,66,076	1,57,045	2,19,363	1,26,681	2,25,127
Peru	4,854	5,271	3,733	4,218	7,667	2,21,048	2,40,018	1,76,298	2,29,109	2,66,227
Sumatra	68	..	19	166	22	1,100	..	792	2,742	540
Java	10	5	44	20	58	512	416	4,258	2,202	4,374
Siam	79	184	229	23	47	2,359	2,697	6,548	1,493	1,279
China (exclusive of Hong- kong and Macao)	8	21	65	15	22	155	586	1,732	712	1,026
Japan	5	8	13	8	12	472	1,918	4,745	998	4,064
Egypt	719	1,378	7,061	6,649	..	88,642	82,128	4,84,664	4,48,691
Algeria	100	2,600
Morocco	400	200	312	10,050	5,600	19,780
Portuguese East Africa	420	316	377	357	237	19,144	18,022	19,542	20,270	14,217
Madagascar	21	46	50	27	45	2,870	5,452	2,401	2,072	2,050
Italian East Africa (Somali- land and Eritrea)	1,218	1,104	1,335	1,143	193	42,022	42,259	68,325	59,117	9,400
United States of America—										
Vid Atlantic Coast	52,038	54,370	24,062	40,222	40,774	15,67,184	17,06,658	10,60,207	25,26,256	26,22,801
" Pacific "	1,719	..	1,040	1,040	337	55,072	46,244	32,060	89,450	21,250
Argentine Republic (includ- ing the Atlantic Coast of Patagonia)	225	14,750	..
Peru	45	1,420
Other Foreign Countries	10	..	2	12	4	412	30	50	625	262
TOTAL FOREIGN COUNTRIES	119,221	99,959	86,291	91,047	90,064	37,22,166	37,22,177	28,42,052	71,22,023	69,55,246
Share of Bengal	50,234	101,741	102,213	121,125	99,217	16,77,536	24,97,781	26,22,226	26,73,209	27,22,207
" Bombay	66,325	50,887	48,837	65,916	70,547	22,21,901	23,79,312	26,05,383	22,18,022	22,62,227
" Sind	231	433	224	552	420	12,226	11,727	16,240	19,022	17,124
" Madras	214,271	145,504	112,852	125,942	126,219	64,07,196	49,04,968	48,26,164	62,71,021	72,19,121
" Burma	2,212	12,224	7,174	19,594	2,527	61,220	2,72,290	1,22,266	4,56,422	2,59,901
TOTAL	335,479	310,625	274,711	243,165	221,120	1,09,79,949	1,10,26,076	1,06,74,727	1,76,27,223	1,56,96,650
Stationary (including Paper) (U. K.)—										
United Kingdom	2,270	608	4,250	2,200	5,972
Aden and Dependences	9,250	12,290	19,012	16,602	11,197
Mesopotamia	4,959	4,128	2,762	6,197	1,202
Bahrain Islands	255	655	21,020	601	915
Ceylon	8,943	9,906	11,262	12,599	699
Straits Settlements (including Labuan)	16,862	12,471	12,676	9,018	15,001
Federated Malay States	1,125	1,602	1,724	884	1,215

* Shows as a Foreign Country from 1922-24.

GENERAL EXPORTS

(760)

INDIAN MERCHANDISE

No. 14—continued

ARTICLES, AND COUNTRIES OF FINAL DESTINATION; ALSO SHARE OF EACH PROVINCE	QUANTITY					VALUE				
	1922-23	1923-24	1924-25	1925-26	1926-27	1922-23	1923-24	1924-25	1925-26	1926-27
Stationery (excluding paper) (III. M.—continued)						R	R	R	R	R
Zanzibar and Pemba	—	—	—	—	—	4,365	7,174	5,571	6,750	2,25
Kenya Colony	—	—	—	—	—	9,690	16,254	16,047	17,220	18,01
Tanganyika Territory	—	—	—	—	—	4,787	8,869	8,610	3,330	3,91
Mauritius and Dependencies	—	—	—	—	—	3,034	2,560	2,045	767	1,85
Other British Possessions	—	—	—	—	—	1,426	2,733	1,262	505	1,74
TOTAL BRITISH EMPIRE	—	—	—	—	—	67,361	76,700	87,892	77,918	77,67
Maskat Territory and Trucial Oman	—	—	—	—	—	1,530	1,328	1,500	85	1,91
Other Native States in Arabia	—	—	—	—	—	2,300	1,075	1,074	1,975	3,98
Persia	—	—	—	—	—	3,953	4,018	7,797	3,708	3,15
Siam	—	—	—	—	—	3,210	1,320	441	1,905	45
China (exclusive of Hong-kong and Macao)	—	—	—	—	—	5,480	14,145	13,135	9,857	5,83
Portuguese East Africa	—	—	—	—	—	1,495	4,025	1,149	80	1,54
French Somaliland	—	—	—	—	—	570	500	2,95
United States of America— Via Atlantic Coast	—	—	—	—	—	2	10	200	70	4,04
" Pacific "	—	—	—	—	—	5
Other Foreign Countries	—	—	—	—	—	647	215	1,268	1,530	565
TOTAL FOREIGN COUNTRIES	—	—	—	—	—	18,622	26,086	27,184	19,782	24,22
Share of Bengal	—	—	—	—	—	11,384	19,714	22,698	23,100	19,21
" Bombay "	—	—	—	—	—	48,240	60,459	65,432	66,738	60,022
" Sind "	—	—	—	—	—	2,045	1,093	6,075	3,920	2,69
" Madras "	—	—	—	—	—	20,261	20,680	18,480	13,569	17,462
" Burma "	—	—	—	—	—	4,053	790	2,390	320	2,66
TOTAL	—	—	—	—	—	85,983	1,02,736	1,15,076	97,695	1,01,89
Stone and Marble (II. B)—	Tons	Tons	Tons	Tons	Tons					
United Kingdom	2	10	112	6	203	410	2,348	2,587	515	5,098
Aden and Dependencies	2	50	200	5,070	130	..
Mesopotamia	14	12	7	4	475	1,495	6,090	3,030	1,553
Ceylon	2,083	1,784	2,625	3,985	3,668	16,913	14,843	20,330	27,205	27,151
Hongkong	80	1	64,606	1,000	500
Kenya Colony	12	10	250	420	1,453
Other British Possessions	1	12	7	7	2	224	1,085	1,685	1,050	671
TOTAL BRITISH EMPIRE	2,116	1,898	2,758	4,005	3,887	82,928	21,391	37,362	31,930	35,926
Germany	2	1,500	5	2
France	13	14	4,500	4,572	50
Maskat Territory and Trucial Oman	13	155	7,020	15
Siam	26	25	1,950
China (exclusive of Hong-kong and Macao)	1	2	1	3,500	2,070	200	40	..
United States of America— Via Atlantic Coast	202	621	20,678	55,354
Other Foreign Countries	17	4	..	561	1,085	1,875	750	277
TOTAL FOREIGN COUNTRIES	1	15	59	220	621	4,216	10,220	10,040	26,045	55,683
Share of Bengal	11	142	393	324	147	532	2,499	20,907	60,869
" Bombay "	1	44	20	19	15	1,466	2,365	10,307	5,680	2,392
" Sind "	9	1	..	120	2,223	1,250	340	40
" Madras "	2,094	1,799	2,643	4,002	3,959	13,061	15,401	25,498	30,937	37,219
" Burma "	22	3	3	67,350	4,070	1,550	111	23
TOTAL	2,117	1,948	2,817	4,223	4,508	87,144	31,591	47,402	57,975	91,609

No. 14—continued

ARTICLES, AND COUNTRIES OF FINAL DESTINATION; ALSO SHARE OF EACH PROVINCE	QUANTITY					VALUE				
	1922-23	1923-24	1924-25	1925-26	1926-27	1922-23	1923-24	1924-25	1925-26	1926-27
Sugar—										
<i>Sugar, 16 Dutch standard and above (L. G)—</i>	Tons	Tons	Tons	Tons	Tons	Rs	Rs	Rs	Rs	Rs
Aden and Dependencies	48	25	25	6	2	34,200	15,330	16,785	2,022	1,180
Mesopotamia	70	40	72	37	22	43,740	25,390	50,081	20,338	30,800
Bahrain Islands	17	17	42	27	9	11,514	14,331	24,426	16,811	7,419
Maldives	2	1	2	2	3	620	600	1,355	630	920
Ceylon	72	27	3	71	62	23,088	10,207	1,847	18,472	19,608
Straits Settlements (including Labuan)	7	3	7	11	6	2,587	1,180	5,877	3,610	1,804
Egypt*	9	—	—	—	—	10,600	—	—	—	—
Natal	27	3	—	1	—	21,691	3,032	1,310	1,760	1,040
Zanzibar and Pemba	24	42	52	25	9	16,898	27,020	29,210	18,420	5,571
Kenya Colony	20	20	24	20	15	12,862	18,471	15,624	12,240	8,030
Tanganyika Territory	6	7	12	5	1	4,329	4,320	7,765	3,520	1,485
Anglo-Egyptian Sudan	55	—	—	—	—	35,207	—	—	—	—
Mauritius and Dependencies	1	—	—	1	—	1,115	225	620	555	325
Fiji Islands	1	—	—	—	—	1,634	185	—	210	317
Other British Possessions	—	—	2	1	—	591	724	1,023	429	307
TOTAL BRITISH EMPIRE	359	191	242	207	159	2,26,766	1,22,265	1,70,794	96,007	79,612
Foreign Countries										
Muscat Territory and Trucial Oman	19	28	49	25	14	12,152	17,690	21,220	15,004	9,839
Other Native States in Arabia	19	18	26	12	6	15,030	14,445	20,165	11,801	8,000
Persia	46	46	49	22	11	29,782	29,582	20,994	12,084	6,640
Kenjani Island	—	—	2	—	—	—	—	1,250	—	—
Portuguese East Africa	5	7	8	7	8	2,606	4,023	5,300	3,812	4,224
Italian East Africa (Somali- land and Eritrea)	8	7	7	3	—	4,274	3,940	2,722	1,542	1,240
Other Foreign Countries	—	1	1	1	1	255	258	546	625	505
TOTAL FOREIGN COUNTRIES	97	107	142	70	40	65,790	69,943	62,246	45,643	29,044
Share of Bengal	3	3	6	2	7	2,191	2,476	2,222	1,402	2,210
" <i>Bombay</i>	322	262	369	191	127	2,62,558	1,76,761	2,26,696	1,17,417	21,823
" <i>Sind</i>	3	9	3	2	1	3,650	5,511	4,117	1,792	246
" <i>Madras</i>	68	24	7	32	66	24,147	7,560	9,644	21,841	19,781
" <i>Burma</i>	—	—	—	—	—	—	—	2	—	—
TOTAL	456	298	384	277	199	2,97,556	1,92,208	2,70,140	1,42,252	1,06,666
Sugar, 15 Dutch standard and below (L. G)—	Tons	Tons	Tons	Tons	Tons					
Aden and Dependencies	1	5	—	—	—	275	1,700	—	—	—
Ceylon	251	679	626	314	410	71,227	1,64,625	1,71,224	72,992	96,209
Straits Settlements (including Labuan)	20	2,110	45	8	17	22,572	5,28,792	1,28,967	2,716	4,241
Federated Malay States	1	57	3	—	1	425	14,208	796	125	208
Hongkong	—	24	—	—	—	—	5,704	—	—	—
Other British Possessions	1	2	—	1	—	543	755	—	624	24
TOTAL BRITISH EMPIRE	244	2,877	674	323	428	96,973	7,15,254	1,85,217	76,257	1,61,062

*Shown as a Foreign Country from 1922-24.

GENERAL EXPORTS

(762)

INDIAN MERCHANDISE

No. 14—continued

ARTICLES, AND COUNTRIES OF FINAL DESTINATION; ALSO SHARE OF EACH PROVINCE	QUANTITY					VALUE				
	1922-23	1923-24	1924-25	1925-26	1926-27	1922-23	1923-24	1924-25	1925-26	1926-27
SUGAR—continued										
<i>Sugar, 15 Dutch standard and below (L. G.)—continued</i>	Tons	Tons	Tons	Tons	Tons	R	R	R	R	R
Native States in Arabia (other than Muscat Terri- tory and Trucial Oman)	221	58,258
China (exclusive of Hong- kong and Macao)	..	128	44,480
Other Foreign Countries	1	305	6	..
TOTAL FOREIGN COUNTRIES	222	128	58,563	44,480	..	6	..
Share of Bengal	3	24	1	1,095	5,768	124	30	180
" Bombay	1	290	..
" Sind	155
" Madras	476	2,692	673	323	428	1,25,991	6,71,529	1,85,091	76,053	1,00,368
" Burma	37	239	27,295	87,437	4
TOTAL	566	3,005	674	323	428	1,49,536	7,59,734	1,85,217	76,373	1,01,052
Confectionery (L. G.)—										
Aden and Dependencies	Tons 1	Tons 3	Tons 3	Tons 4	Tons ..	1,400	2,410	3,800	2,525	350
Bahrain Islands	6	4	17	22	13	4,160	3,947	16,310	14,190	7,655
Ceylon	9	126	98	98	113	10,940	1,85,037	35,060	91,879	90,557
Straits Settlements (including Labuan)	..	13	5	2	5	1	9,490	5,324	2,700	4,548
Other British Possessions	..	1	769	2,254	1,122	1,415	2,120
TOTAL BRITISH EMPIRE	16	146	63	121	131	17,670	1,53,135	62,526	1,02,709	1,05,830
Muscat Territory and Trucial Oman	..	5	5	13	8	1,817	4,843	5,595	8,192	4,905
Other Native States in Arabia	4	6	6	6	2	5,230	5,182	3,919	3,281	2,245
Pania	..	1	..	1	1	598	821	1,759	758	652
Other Foreign Countries	30	362	914	185	220
TOTAL FOREIGN COUNTRIES	4	12	11	20	11	7,195	11,148	11,897	12,326	7,923
Share of Bengal	240	..	30
" Bombay	5	3	7	5	3	9,430	10,325	12,974	5,140	4,135
" Sind	6	12	23	43	23	3,965	9,311	19,110	25,801	15,358
" Madras	9	132	44	94	116	11,020	1,42,647	43,804	34,024	93,729
" Burma	..	6	2,000	45	70	..
TOTAL	20	163	74	141	142	24,465	1,64,283	74,413	1,15,085	1,13,253

No. 14—continued

ARTICLES, AND COUNTRIES OF FINAL DESTINATION; ALSO SHARE OF EACH PROVINCE	QUANTITY					VALUE				
	1922-23	1923-24	1924-25	1925-26	1926-27	1922-23	1923-24	1924-25	1925-26	1926-27
	Tons	Tons	Tons	Tons	Tons	Rs	Rs	Rs	Rs	Rs
Sugar—continued										
<i>Molasses (including Palmeyra and Cane Jaggery) (L. G.)</i>										
United Kingdom	227	31,872	17,585	49	..	55,270	74,01,371	40,54,018	11,323	18
Aden and Dependencies	15	251	102	47	44	9,035	1,08,318	40,928	14,162	15,148
Mesopotamia	2	3	1	1	3	978	1,088	832	320	468
Ceylon	1,009	2,216	1,793	1,612	1,319	2,86,323	4,96,837	4,42,288	3,61,916	3,06,000
Straits Settlements (including Labuan)	1	753	10	4	51	223	1,80,179	2,078	1,610	7,223
Federated Malay States	3	2	3	2	386	1,020	1,008	234	390
Hongkong	825	70	2,86,538	15,432
Natal	12	9	10	10	11	11,359	8,607	10,190	8,131	5,877
Zanzibar and Pemba	6	11	15	14	16	2,615	4,661	7,420	7,670	9,630
Somaliand Protectorate	1	1,050
Other British Possessions	1	1	1	5	1,420	638	965	917	2,744
TOTAL BRITISH EMPIRE	2,178	35,944	19,594	1,741	1,451	4,70,458	84,66,337	45,75,600	4,07,023	2,48,618
Maskat Territory and Trucial Oman	2	17	5	5	2	2,092	2,795	2,546	4,000	1,176
Other Native States in Arabia	235	286	223	159	20	1,01,301	98,469	1,24,324	62,222	15,692
Persia	10	2	3	5	1	2,631	1,051	1,300	1,648	472
Siam	53	45	..	1	..	8,725	9,078	174	240
Portuguese East Africa	8	14	10	14	10	4,205	5,802	2,612	9,568	4,639
Other Foreign Countries	1	9	7	..	2	605	1,040	1,248	767	761
TOTAL FOREIGN COUNTRIES	306	381	408	183	36	1,11,224	1,14,782	1,43,587	78,999	22,976
Share of Bengal	2,425	377	8	1	64	4,74,829	68,822	479	140
" Bombay	79	472	126	122	126	53,564	1,96,504	1,03,969	72,316	67,306
" Sind	4	2,299	15	3	..	2,721	4,95,448	6,365	1,392	621
" Madras	2,325	29,624	19,200	1,798	1,223	5,20,222	70,96,939	45,12,864	6,11,660	3,67,804
" Burma	1,425	124	..	48	195	4,97,128	26,227	148	6,222
TOTAL	2,479	36,325	20,002	1,924	1,487	5,82,222	86,31,119	47,19,247	4,86,022	2,71,599
Total Sugar—	Tons.	Tons	Tons	Tons	Tons					
United Kingdom	227	31,872	17,586	49	..	55,551	74,02,160	40,54,923	11,444	948
Aden and Dependencies	65	284	120	57	46	44,910	1,26,278	60,613	19,329	16,026
Mesopotamia	72	44	74	38	55	44,929	27,247	51,728	20,822	21,395
Bahrain Islands	23	21	59	49	23	15,362	18,293	50,906	21,121	15,860
Maldives	2	1	3	2	3	680	600	1,715	695	926
Ceylon	2,241	2,047	2,465	2,090	1,904	4,96,208	8,06,105	6,92,429	5,25,259	5,12,424
Straits Settlements (including Labuan)	28	2,679	67	25	79	25,984	6,93,591	26,776	10,666	18,166
Federated Malay States	1	3	5	4	2	1,011	15,408	1,949	2,031	1,610
Hongkong	849	71	2,92,252	15,768	100	..
Egypt*	9	10,660
Natal	40	14	10	11	11	32,650	12,729	11,560	10,416	6,927
Zanzibar and Pemba	30	53	67	40	26	20,512	21,712	46,740	22,250	15,221
Kenya Colony	20	25	24	20	16	14,172	19,606	16,226	12,260	9,116
Tanganyika Territory	6	7	12	5	1	4,329	4,220	7,765	2,640	1,615
Somaliand Protectorate	1	1,170
Anglo-Egyptian Sudan	55	25,492	60
Mauritius and Dependencies	1	2	2	1,840	268	909	1,085	1,250
Fiji Islands	1	1	1,205	442	..	272	447
Other British Possessions	1	170	250	65	100	905
TOTAL BRITISH EMPIRE	2,922	69,166	20,623	2,322	2,129	2,10,567	94,57,091	59,00,107	6,22,705	4,24,507

* Shown as a Foreign Country from 1923-24.

GENERAL EXPORTS

(764)

INDIAN MERCHANDISE

No. 14—continued

ARTICLES, AND COUNTRIES OF FINAL DESTINATION; ALSO SHARE OF EACH PROVINCE	QUANTITY					VALUE				
	1922-23	1923-24	1924-25	1925-26	1926-27	1922-23	1923-24	1924-25	1925-26	1926
Sugar—concluded										
Total Sugar—continued	Tons	Tons	Tons	Tons	Tons	R	R	R	R	1
Maskat-Territory and Trucial Oman	21	50	59	43	24	16,717	28,228	40,471	27,175	16
Other Native States in Arabia	529	310	370	177	28	1,75,419	1,13,096	1,48,418	78,005	21
Perak	56	49	52	28	13	34,001	31,454	34,022	15,040	7
Penang Island	2	1,250
Slam	1	53	45	..	1	50	6,725	9,818	174	..
China (exclusive of Hong-kong and Shantung)	..	185	6	44,992	54
Portuguese East Africa	13	21	18	21	18	6,951	9,830	9,171	18,381	9
Madagascar	1	2	2	1	3	675	935	738	1,080	..
Italian East Africa (Somaliland and Eritrea)	8	8	7	3	..	4,311	4,775	3,907	1,738	1
Other Foreign Countries	6	142	318	971	883	..
TOTAL FOREIGN COUNTRIES	629	629	561	273	87	2,38,272	2,40,358	2,48,820	1,86,978	56,9
Share of Bengal	6	2,512	334	5	8	3,350	4,82,926	72,110	1,346	3,1
.. Bombay	486	742	562	319	245	3,30,612	3,83,980	3,73,337	1,95,363	1,43,2
.. Sind	14	2,320	40	67	24	10,491	5,10,278	29,782	23,984	16,1
.. Madras	2,943	32,462	20,024	2,294	1,931	6,81,988	78,28,676	47,47,803	5,93,278	5,22,1
.. Burma	87	1,730	124	..	48	22,400	4,91,575	26,385	212	5,3
TOTAL	3,521	89,786	21,134	2,665	2,256	10,48,339	96,97,444	52,49,017	8,19,682	6,91,5
Wool and Stearino (including Grease and animal fat) (II. L)—	Cwts.	Cwts.	Cwts.	Cwts.	Cwts.					
Mesopotamia	165	49	..	227	..	5,870	1,610	..	8,235	..
Fahrein Islands	1,855	3,290	971	1,154	1,831	76,131	1,40,471	48,470	55,809	96,8
Ceylon	50	20	..	348	41	1,428	987	..	17,585	1,9
Straits Settlements (including Labuan)	4,523	5,606	5,559	7,086	5,447	2,57,380	2,87,029	2,78,958	3,28,375	2,29,37
Federated Malay States	17	59	141	965	2,420	3,91
Natal	..	40	3,080
Fiji Islands	..	518	993	790	1,170	..	23,100	46,645	35,355	49,54
Other British Possessions	57	20	22	38	36	2,265	521	830	1,289	85
TOTAL BRITISH EMPIRE	6,650	9,543	7,562	9,697	8,668	3,43,074	4,56,798	3,65,868	4,48,568	3,82,51
Maskat-Territory and Trucial Oman	1,548	2,198	1,283	1,399	1,334	53,518	85,726	44,069	49,150	51,49
Other Native States in Arabia	228	1,131	509	308	13	7,040	47,167	21,271	15,758	26
Perak	118	162	154	52	41	4,392	6,266	5,670	2,006	1,35
Java	30	1,200
Portuguese East Africa	180	151	50	..	14	3,050	3,512	1,40
Italian East Africa (Somaliland and Eritrea)	30	1,250
Other Foreign Countries	..	9	..	9	1	..	172	..	144	2
TOTAL FOREIGN COUNTRIES	1,954	3,500	2,076	1,919	1,439	67,400	1,39,345	74,070	70,565	54,53
Share of Bengal	4,541	6,093	6,554	7,374	6,739	2,53,733	3,09,289	3,20,388	3,63,654	2,32,77
.. Bombay	2,506	6,021	2,618	3,053	3,225	1,35,293	2,55,159	1,03,521	1,27,030	1,50,481
.. Sind	255	725	276	327	70	7,575	21,586	3,751	11,717	1,40
.. Madras	259	129	190	361	71	3,428	6,420	7,398	16,638	2,85
.. Burma	58	34	..	1	..	440	3,699	..	96	..
TOTAL	8,604	13,043	9,638	11,618	10,105	4,10,474	5,96,143	4,39,638	5,19,338	4,37,05
Wool—	Lbs.	Lbs.	Lbs.	Lbs.	Lbs.					
Black (I. H)—										
United Kingdom	248,237,376	295,897,974	298,188,056	378,701,584	300,476,896	19,13,86,832	27,96,60,135	29,71,46,328	23,66,41,070	24,59,55,904
Mexico and Goro	7,500	1,000	..	3,750	750	..
Yakima	3,686	20,532	23,041	32,113	56,286	2,206	19,723	23,314	27,949	54,48

ARTICLES, AND COUNTRIES OF FINAL DESTINATION; ALSO SHARE OF EACH PROVINCE	QUANTITY					VALUE				
	1922-23	1923-24	1924-25	1925-26	1926-27	1922-23	1923-24	1924-25	1925-26	1926-27
<i>a—continued</i> <i>Bisco (L. H)—continued</i> Aden and Dependencies	Lbs.	Lbs.	Lbs.	Lbs.	Lbs.	R	R	R	R	R
Mesopotamia	271,849	324,272	250,899	459,068	379,315	2,04,591	3,04,623	2,40,791	3,78,109	3,27,498
Bahre n Islands	315,885	694,765	399,018	465,015	768,068	2,84,906	6,21,366	3,43,694	3,54,498	5,66,533
Ceylon	2,579,260	3,845,870	3,989,705	4,170,816	4,427,361	15,43,533	23,94,821	27,22,812	28,84,379	31,23,963
Straits Settlements (including Labuan)	295,303	257,633	281,643	394,738	375,764	1,89,257	3,62,068	2,91,398	4,03,567	3,99,044
Federated Malay States	923	546	640	2,758	3,958	680	899	690	3,13	8,990
Hongkong	3,153	5,040	5,680	26,560	2,618	2,737	4,959	5,640	24,275	3,816
Egypt*	2,359,976	—	—	—	—	15,19,047	—	—	—	—
Protectorate of South-West Africa	5,800	—	—	—	—	5,628	—	—	—	—
Cape of Good Hope	948,773	719,809	868,132	874,923	907,927	4,91,894	7,18,028	8,30,175	8,19,721	8,01,028
Natal	294,666	94,177	334,098	437,240	230,037	3,04,403	96,696	3,51,189	4,21,991	1,90,147
Transvaal	4,331	100	—	47	400	3,248	100	—	47	337
Zanzibar and Pemba	145,329	75,784	79,878	109,735	61,644	1,38,840	36,233	28,760	1,09,485	56,466
Kenya Colony	460,374	579,620	654,682	652,975	630,912	4,30,601	7,24,719	7,18,684	8,11,589	6,93,612
Tanganyika Territory	33,062	11,759	25,058	65,988	68,078	30,523	11,941	30,021	31,141	62,832
Somaliand Protectorate	38,030	1,100	14,623	27,984	65,276	29,637	1,031	14,199	23,890	53,436
Anglo-Egyptian Sudan	45,076	5,129	2,638	19,504	2,765,611	38,494	3,759	2,900	11,669	19,48,121
Mauritius and Dependencies	9,874	15,532	25,074	20,965	21,608	6,932	17,319	24,891	19,924	19,914
Seychelles	5,199	2,262	3,755	9,418	6,172	4,697	9,879	4,352	8,261	6,868
Canada— Via Atlantic Coast	7,632,723	8,532,400	6,679,605	5,008,832	7,702,455	64,97,943	74,77,915	62,32,750	36,71,728	59,12,591
" Pacific "	2,168,651	3,418,731	2,219,664	2,942,390	3,825,980	14,76,717	28,08,087	19,91,712	19,63,932	25,00,122
British West India Islands	—	7,200	9,350	19,600	20,011	—	5,246	9,350	11,098	12,740
British Guiana	9,845	13,790	7,205	14,935	23,400	6,510	12,199	5,837	11,544	13,040
Western Australia	34,000	70,813	3,975	90,805	79,035	17,041	36,697	6,220	59,669	46,406
South Australia (including Northern Territory)	673,649	747,522	652,361	729,044	976,082	5,09,298	6,75,443	6,58,151	5,52,689	7,44,119
Victoria	2,038,700	2,422,232	1,479,971	2,409,044	4,147,777	11,37,443	16,20,962	10,70,811	16,21,234	25,67,095
Tasmania	445	400	800	80	80	870	410	310	120	120
New South Wales	1,127,615	1,033,074	2,121,323	2,570,841	2,593,103	8,79,002	6,37,809	16,68,108	20,29,857	21,00,590
Queensland	108,937	26,351	30,729	56,162	212,727	68,668	19,920	22,486	29,589	1,76,326
Australian Commonwealth (Total)	3,933,345	4,300,442	4,333,653	4,854,929	3,993,304	26,08,333	29,39,763	24,87,216	49,89,338	56,31,669
New Zealand (including Nauru and Br. Samoa)	450,220	471,597	741,566	506,245	744,321	2,60,020	3,22,554	7,77,461	3,74,899	4,59,988
Other British Possessions	300	—	290	745	610	100	—	310	317	516
TOTAL BRITISH EMPIRE	276,321,468	322,721,394	321,514,786	398,840,331	325,322,206	21,12,29,551	30,16,06,500	31,77,60,069	25,55,94,657	27,16,70,966
Russia— Northern Russia	—	—	152,000	267,714	100,900	—	—	76,000	1,78,671	68,237
Southern Russia	—	—	1,236,297	1,793,214	—	—	—	7,62,170	10,28,000	—
Georgia	—	—	—	256,100	837,413	—	—	—	2,50,060	7,84,603
Sweden	3,459	600	6,843	794	9,710	2,722	775	5,541	1,056	6,712
Norway	5,629	—	100	4,597	3,360	3,738	—	100	5,109	2,623
Denmark	28,237	25,718	39,019	20,110	8,334	27,543	25,241	26,900	18,259	7,693
Germany	89,354	390,983	336,222	375,268	442,356	54,313	3,93,299	3,46,961	3,42,512	3,81,758
Netherlands	200,727	139,411	109,623	39,206	88,085	1,10,330	89,906	66,168	22,011	55,613
Belgium	1,131	934	3,055	121,466	1,580	1,136	1,079	2,055	62,226	2,462
France	187,791	352,292	276,723	165,169	146,483	1,41,411	3,02,175	2,34,229	1,97,641	1,05,133
Switzerland	2,243	2,813	493	1,114	83	2,262	3,757	646	1,250	88
Italy	2,678	137,945	48,648	35,714	34,609	3,230	1,27,360	45,590	30,653	29,139
Austria	955	1,950	330	—	139	716	1,960	619	—	130
Roumania	—	11,000	—	74,720	78,500	—	11,000	—	45,156	65,250
Greece	615,683	482,494	106,702	142,892	116,900	3,97,129	4,08,630	88,374	1,09,099	37,975
Turkey, European	221,455	345,599	358,036	306,839	526,362	1,41,120	3,08,500	3,57,610	2,82,790	3,98,979
Turkey, Asiatic	43,331	62,721	222,603	355,890	527,784	29,112	50,420	2,18,147	2,70,793	4,50,297
Syria	61,379	83,120	24,688	15,051	44,035	46,122	30,118	26,643	13,459	42,531
Armenia	155,300	529,659	361,423	439,897	399,618	1,48,625	5,26,916	3,06,103	3,39,047	2,75,596
Emyrna	33,044	24,612	27,500	31,350	12,500	23,351	23,392	27,500	26,182	12,500
Makat Territory and Trucial Oman	27,490	122,904	61,001	169,956	113,672	21,762	1,29,134	61,475	1,47,999	1,08,935

* Shown as a Foreign Country from 1922-24.

GENERAL EXPORTS

INDIAN MERCHANDISE

(766)

No. 14—continued

ARTICLES, AND COUNTRIES OF FINAL DESTINATION; ALSO SHARE OF EACH PROVINCE	QUANTITY					VALUE				
	1922-23	1923-24	1924-25	1925-26	1926-27	1922-23	1923-24	1924-25	1925-26	1926-27
	Lbs.	Lbs.	Lbs.	Lbs.	Lbs.	Rs.	Rs.	Rs.	Rs.	Rs.
<i>Ten—continued</i>										
<i>Book (X. H)—concluded</i>										
Other Native States in Arabia	750,028	1,257,430	788,942	151,995	892,159	6,51,477	12,28,273	7,71,704	1,49,905	5,78,318
Persia	2,925,787	2,367,868	3,095,094	3,187,714	5,923,908	25,49,566	23,10,857	23,50,272	23,10,216	33,74,650
Henjam Island	934	2,028	1,340	5,250	2,600	1,077	2,775	1,677	5,375	3,900
Java	524	713	1,266	1,557	68	629	840	1,522	2,140	88
Siam	17,368	13,386	8,983	3,581	3,836	15,726	14,022	8,711	3,873	4,210
Philippine Islands and Guam China (exclusive of Hongkong and Macao)	90	1,000	90	1,000
Korea	900	1,100	1,417	1,100
Japan	40,000	49,150	12,245	36,063	3,934	31,325	56,890	14,894	49,220	2,394
Egypt	1,952,660	2,714,573	3,570,434	2,900,259	..	16,45,046	22,92,366	23,89,668	24,20,477
Tripoli	2,050	13,364	10,188	18,369	8,800	1,537	13,364	10,666	16,077	8,389
Tunis	46,616	..	4,125	10,000	..	46,689	..	2,092	10,000
Portuguese East Africa	76,575	98,417	65,130	55,707	68,609	68,395	74,807	74,426	69,019	78,450
Madagascar	5,155	1,820	553	..	890	3,036	1,820	207	..	880
Italian East Africa (Somaliland and Eritrea)	43,688	71,850	65,215	211,838	132,823	29,821	63,865	64,195	1,75,568	1,03,379
French Somaliland	2,160	11,689	6,311	5,323	3,577	1,350	10,748	5,610	3,736	2,736
Abyssinia	1,010	1,010	..
United States of America—										
<i>Via Atlantic Coast</i>	3,599,362	5,129,165	5,564,373	4,409,323	6,901,025	24,25,535	47,99,062	43,52,181	33,65,656	54,65,046
<i>" Pacific "</i>	689,223	722,334	644,874	492,699	718,530	4,33,893	6,61,496	6,28,552	4,45,482	5,26,194
Cuba	222	65,000	36,450	173	51,250	36,450
Haiti and St. Domingo	2,500	2,500	..
Brazil	5,100	1,380	280	..	1,265	7,493	1,380	825	..	2,016
Uruguay	4,000	2,310	2,900	1,155
Argentine Republic (including the Atlantic Coast of Patagonia)	76,314	156,237	117,466	129,233	107,409	66,297	1,54,858	1,37,608	1,23,067	1,08,477
Chile (including the Pacific Coast of Patagonia)	870,566	1,174,590	929,713	1,456,729	1,212,931	7,52,315	11,41,307	9,12,587	11,72,375	10,11,261
Peru	453,698	40,222	52,000	53,950	18,760	4,11,143	35,133	53,801	45,941	16,250
Bolivia	10,000	10,000
Other Foreign Countries	1,068	720	700	1,760	1,110	843	536	740	2,285	1,270
TOTAL FOREIGN COUNTRIES	11,194,300	15,778,922	17,791,025	20,584,879	22,711,791	86,08,926	1,46,63,688	1,54,55,496	1,48,44,285	1,77,79,616
<i>Share of Bengal</i>	<i>253,015,523</i>	<i>296,523,379</i>	<i>299,098,873</i>	<i>279,103,777</i>	<i>303,998,747</i>	<i>19,60,08,866</i>	<i>23,32,43,231</i>	<i>20,02,95,761</i>	<i>23,23,19,002</i>	<i>25,16,74,418</i>
<i>" Bombay</i>	<i>3,909,393</i>	<i>3,313,870</i>	<i>2,574,722</i>	<i>2,531,169</i>	<i>1,332,777</i>	<i>24,31,797</i>	<i>36,27,857</i>	<i>28,78,600</i>	<i>28,93,025</i>	<i>15,29,602</i>
<i>" Sind</i>	<i>194,591</i>	<i>93,069</i>	<i>62,644</i>	<i>40,597</i>	<i>18,141</i>	<i>1,40,196</i>	<i>66,924</i>	<i>63,190</i>	<i>40,803</i>	<i>18,945</i>
<i>" Madras</i>	<i>30,386,551</i>	<i>33,559,737</i>	<i>37,136,634</i>	<i>42,745,730</i>	<i>42,672,500</i>	<i>2,02,60,349</i>	<i>2,36,99,223</i>	<i>2,99,73,472</i>	<i>3,51,19,379</i>	<i>2,02,32,503</i>
<i>" Burma</i>	<i>2,395</i>	<i>5,121</i>	<i>5,222</i>	<i>3,927</i>	<i>61,232</i>	<i>9,030</i>	<i>3,962</i>	<i>4,631</i>	<i>3,470</i>	<i>13,094</i>
TOTAL	237,515,763	333,500,236	339,227,811	324,425,260	348,043,997	21,98,38,547	31,62,70,216	33,32,15,554	27,03,31,022	28,94,50,562
<i>Green (X. H)—</i>	<i>Lbs.</i>	<i>Lbs.</i>	<i>Lbs.</i>	<i>Lbs.</i>	<i>Lbs.</i>					
United Kingdom	25,284	9,976	874,647	1,305,130	1,220,831	16,412	9,087	7,06,139	8,34,721	9,26,940
Ceylon	4,377	2,409	2,518	1,950	..
Canada—										
<i>Via Atlantic Coast</i>	647,787	226,849	4,54,276	1,69,217
Other British Possessions	200	109
TOTAL BRITISH EMPIRE	673,271	236,825	879,124	1,307,539	1,220,831	470,798	1,78,234	7,06,657	8,36,671	9,26,940
United States of America—										
<i>Via Atlantic Coast</i>	106,966	17,716	90,929	11,993
Other Foreign Countries	290	600	..	185	..	110	994	..	147	..
TOTAL FOREIGN COUNTRIES	107,166	18,316	..	185	..	91,039	12,987	..	147	..
<i>Share of Bengal</i>	<i>730,237</i>	<i>255,141</i>	<i>643,242</i>	<i>622,223</i>	<i>363,139</i>	<i>4,61,736</i>	<i>1,91,241</i>	<i>4,78,735</i>	<i>6,13,439</i>	<i>7,79,456</i>
<i>" Sind</i>	<i>300</i>	<i>..</i>	<i>..</i>	<i>64</i>	<i>..</i>	<i>110</i>	<i>..</i>	<i>..</i>	<i>65</i>	<i>..</i>
<i>" Madras</i>	<i>..</i>	<i>..</i>	<i>230,822</i>	<i>329,262</i>	<i>362,135</i>	<i>..</i>	<i>..</i>	<i>1,39,671</i>	<i>2,17,664</i>	<i>1,47,434</i>
TOTAL	730,437	255,141	673,124	1,307,745	1,220,831	5,61,896	1,91,241	7,06,657	8,36,671	9,26,940

* Shown as a Foreign Country from 1923-24.

GENERAL EXPORTS

INDIAN MERCHANDISE

(768)

No. 14—continued

ARTICLES, AND COUNTRIES OF FINAL DESTINATION; ALSO SHARE OF EACH PROVINCE	QUANTITY					VALUE				
	1922-23	1923-24	1924-25	1925-26	1926-27	1922-23	1923-24	1924-25	1925-26	1926-27
Tea—continued						R	R	R	R	R
Total Tea—continued	Lbs.	Lbs.	Lbs.	Lbs.	Lbs.					
Hainan Island	934	2,028	1,340	5,250	2,600	1,077	2,775	1,677	6,375	3,900
Java	584	713	1,206	1,557	88	629	840	1,522	2,140	88
Siam	17,368	13,336	8,983	3,631	3,836	15,726	14,022	8,711	3,873	4,210
Philippine Islands and Guam	90	1,000	90	1,000
China (exclusive of Hongkong and Macao)	6,321	9,588	189,015	2,063,212	487,384	6,301	9,691	98,272	11,63,253	4,20,998
Korea	900	1,100	1,417	1,100
Japan	40,000	48,150	12,245	86,063	2,934	31,335	56,899	14,894	49,230	2,594
Egypt*	—	1,932,660	2,714,573	3,570,554	2,900,259	—	16,45,046	22,92,366	23,39,750	24,20,477
Tripoli	2,050	13,364	10,188	13,369	8,800	1,537	13,364	10,366	16,077	8,389
Tunis	46,616	..	4,126	10,000	..	46,589	..	2,062	10,000
Portuguese East Africa	76,575	68,417	65,130	55,707	68,609	63,335	74,807	74,426	62,010	73,450
Madagascar	5,155	1,820	553	..	880	3,056	1,820	207	..	880
Italian East Africa (Somaliland and Eritrea)	43,688	71,350	65,215	211,338	132,328	29,821	69,936	64,196	1,75,558	1,03,379
French Somaliland	2,160	11,639	6,311	5,328	3,577	1,350	10,748	5,610	3,736	2,738
Abyssinia	1,910	1,910	..
United States of America—										
Vtd Atlantic Coast	3,708,328	5,146,881	5,554,373	4,409,336	6,901,025	25,16,513	48,11,055	48,52,181	33,65,656	56,65,046
" Pacific "	636,223	722,334	644,872	492,639	7,8,530	4,33,883	6,61,496	6,28,552	4,45,489	5,26,194
Cuba	222	65,000	36,450	173	51,250	36,450
Hayti and St. Domingo	2,500	2,500	..
Brazil	5,100	1,330	230	..	1,265	7,481	1,330	525	..	2,916
Uruguay	4,000	2,310	2,000	1,185
Argentine Republic (including the Atlantic Coast of Patagonia)	76,314	156,237	117,466	129,283	107,409	66,297	1,54,353	1,87,608	1,23,067	1,08,477
Chile (including the Pacific Coast of Patagonia)	870,568	1,174,590	929,713	1,456,720	1,212,961	7,52,215	11,41,307	9,12,587	11,72,375	10,11,261
Peru	453,693	40,222	52,000	53,950	18,750	4,11,142	85,138	53,801	45,941	16,250
Bolivia	10,000	10,000
Other Foreign Countries	1,066	720	700	1,760	1,110	843	536	740	2,235	1,270
TOTAL FOREIGN COUNTRIES	11,301,466	15,797,248	17,701,025	20,585,064	22,711,791	87,00,034	1,46,76,675	1,54,55,486	1,48,44,512	1,77,79,616
Share of Bengal	253,795,760	296,778,520	299,746,315	280,024,515	304,956,333	19,65,68,392	23,41,34,322	30,08,74,647	23,29,37,491	25,24,53,371
" Bombay	3,309,203	3,318,370	2,574,728	2,531,169	1,332,777	34,31,797	35,27,857	28,73,600	28,98,025	16,20,602
" Sind	194,791	93,069	62,844	40,663	13,141	1,40,306	95,924	63,190	40,671	13,945
" Madras	30,338,551	33,559,737	37,717,516	43,132,742	42,934,695	2,02,50,849	2,26,99,223	3,01,03,343	3,53,27,643	3,63,70,987
" Burma	9,395	5,131	5,232	3,337	21,332	9,039	3,963	4,631	3,410	13,694
TOTAL	238,296,200	338,755,377	340,106,935	325,793,025	349,264,328	22,04,00,383	31,64,61,489	33,39,24,211	27,12,17,240	29,03,77,502
Tea waste, for the manufacture of Caffeine (II. S)—	Lbs.	Lbs.	Lbs.	Lbs.	Lbs.					
United Kingdom	660,808	791,803	542,434	664,482	116,720	89,793	71,995	69,798	92,294	13,804
Hongkong	6,720	1,800
Total British Empire	660,808	791,803	542,434	664,482	123,440	89,793	71,995	69,798	92,294	15,604
Germany	74,201	66,348	22,412	22,400	..	9,612	8,577	3,771	5,016
United States of America—										
Vtd Atlantic Coast	962,010	1,427,019	2,681,125	2,314,075	1,445,490	1,25,704	1,55,331	4,12,269	4,54,918	2,43,190
Total Foreign Countries	662,010	1,50,823	2,697,473	2,336,487	1,467,890	1,25,704	1,65,493	4,20,848	4,58,689	2,48,200
Share of Bengal	1,563,658	2,186,131	3,130,556	2,756,112	1,411,387	2,09,681	2,25,342	4,71,705	5,11,340	2,30,367
" Madras	59,160	110,000	119,352	244,337	179,443	6,916	12,146	18,939	39,643	32,943
TOTAL	1,622,818	2,296,131	3,239,907	3,000,449	1,591,330	2,15,497	2,37,488	4,90,644	5,50,983	2,63,310
Textiles—										
Cotton—										
Raw (II. B)—	Tons	Tons	Tons	Tons	Tons					
United Kingdom	34,131	51,855	23,888	40,131	15,464	4,16,99,524	3,56,87,123	4,52,72,522	5,42,13,944	1,54,50,211
Mesopotamia	4	16	52	3	6	3,500	15,725	53,595	1,600	6,00
Bahrein Islands	40	23	75	..	4	60,125	24,915	48,393	120	4,00

* Shown as a Foreign Country from 1923-24.

No. 14—continued

ARTICLES, AND COUNTRIES OF FINAL DESTINATION; ALSO SHARE OF EACH PROVINCE

	QUANTITY					VALUE				
	1922-23	1923-24	1924-25	1925-26	1926-27	1922-23	1923-24	1924-25	1925-26	1926-27
Textiles—continued										
Cotton—continued										
<i>Raw (I.L.M.)—continued</i>	Tons	Tons	Tons	Tons	Tons	R	R	R	R	R
Ceylon Straits Settlements (including Labuan)	926	1,139	763	1,220	755	12,86,225	17,36,787	12,38,711	20,29,944	19,24,937
Hongkong	140	51	1	125	..	2,40,000	71,540	750
Mauritius and Dependencies	508	203	72	1,319	136	5,85,368	2,80,245	1,12,000	19,09,263	86,764
Canada—Via Atlantic Coast	14	5	17	4	11	8,299	6,725	21,204	3,205	13,006
" Pacific "	66	1,12,800
Western Australia	2	900	7,000
Victoria	79	153	35	94,500	3,29,018	56,927
New South Wales	333	170	170	5,45,100	2,08,339	1,40,297
Australian Commonwealth (Total)	81	153	363	170	170	95,400	3,29,018	6,02,227	2,63,229	1,40,297
Other British Possessions	50	..	300	220	630
TOTAL BRITISH EMPIRE	35,704	53,394	30,441	42,948	16,555	6,38,88,516	8,79,70,388	4,77,08,252	5,84,33,980	1,07,93,015
Sweden	426	393	448	375	314	5,19,900	5,84,635	7,06,230	4,17,200	3,16,400
Norway	93	65	45	5	15	1,19,000	1,31,125	60,300	5,356	12,600
Denmark	10	34	19	64	44	12,440	58,600	17,900	81,375	42,050
Germany	46,980	43,627	31,143	38,880	25,828	5,29,54,210	6,05,42,513	4,48,62,219	4,97,22,569	2,27,66,308
Netherlands	1,717	7,433	6,754	8,474	5,273	12,97,775	1,12,23,707	1,00,85,828	1,09,06,019	50,44,273
Belgium	45,011	45,774	35,950	48,410	23,225	5,26,44,390	7,07,93,696	5,49,90,048	5,61,66,703	2,23,22,890
France	22,557	31,154	23,929	24,390	22,018	2,07,11,993	4,73,76,248	3,00,44,941	4,25,40,164	2,24,96,123
Spain	11,726	15,626	17,125	13,014	9,625	1,22,31,244	2,44,63,399	2,72,41,962	1,61,52,030	89,71,648
Portugal	47	74	9	123	19	53,400	1,19,300	10,500	1,24,400	20,740
Switzerland	2	38	17	3,630	55,000	20,000
Italy	43,094	98,399	35,568	31,423	51,420	4,65,49,896	14,93,78,648	12,49,96,297	10,24,20,453	5,17,71,733
Fiume	80	222	80,660	1,05,780
Austria	7,595	7,493	1,337	945	182	91,16,147	1,10,50,310	22,42,271	3,62,000	2,00,700
Czechoslovakia	10	12,440	..
Roumania	29	59,875
Greece	17	277	61	20	207	21,250	4,55,875	1,12,800	32,455	2,23,000
Smyrna	150	52	1,95,307	75,000
Mascat Territory and Trucial Oman	3	1	88	11	1	2,332	1,040	39,356	3,525	675
Other Native States in Arabia	10	4	15	1	..	3,420	3,682	7,920	1,200	..
Persia	1	3	..	45	..	1,700	2,600	..
Indo-China (including Cochin-China, Cambodia, Annam, Tonkin and French leased Territories in China)	3,553	4,753	4,222	7,798	3,714	42,89,452	71,96,985	74,10,670	98,73,345	35,97,375
China (exclusive of Hongkong and Macao)	28,295	47,995	50,650	96,089	69,879	10,50,00,349	6,84,96,064	7,77,54,244	12,12,61,023	7,68,60,922
Japan	229,465	307,577	293,455	372,227	323,373	24,47,65,353	42,62,19,822	45,88,13,205	47,47,41,491	34,99,05,113
Portuguese East Africa	..	37	..	10	19,721	670	6,600	..
United States of America—Via Atlantic Coast	3,880	7,595	5,630	5,215	3,647	44,16,252	1,14,15,955	30,67,274	60,58,320	33,73,775
" Pacific "	18	94	240	317	83	25,000	1,41,900	3,97,250	3,79,307	63,600
Cuba	9	9,740
Argentine Republic (including the Atlantic Coast of Patagonia)	..	20	44	49,120	12,563	71,200
Other Foreign Countries	..	1	1,130
TOTAL FOREIGN COUNTRIES	564,693	618,542	563,411	702,253	552,732	66,59,04,765	8,97,29,769	58,41,25,510	69,14,94,362	66,92,97,265
Share of Bengal	17,789	6,331	9,150	8,214	5,649	2,08,22,222	96,72,098	1,43,45,364	1,00,39,131	77,99,161
" Bombay "	422,403	527,534	415,400	434,933	373,226	52,13,42,127	76,49,22,716	62,30,21,027	62,15,03,374	39,99,22,329
" Sind "	66,160	92,373	119,504	179,679	146,995	7,04,52,325	14,91,81,831	12,00,32,447	23,10,94,739	13,59,44,220
" Madras "	17,028	25,600	37,722	56,662	37,023	2,49,73,737	5,85,63,555	6,73,12,863	7,90,95,237	5,00,94,520
" Burma "	10,956	2,533	12,975	15,532	12,927	1,21,41,779	1,23,29,157	1,66,16,331	1,81,46,361	1,16,61,120
TOTAL	600,397	671,926	598,862	745,200	569,233	70,97,43,331	95,47,09,357	91,22,88,762	94,99,23,342	51,60,31,470
Waste (I.L.M.)—United Kingdom	Cwts. 67,185	Cwts. 71,124	Cwts. 67,330	Cwts. 49,035	Cwts. 54,032	20,34,671	27,24,655	20,14,505	17,54,235	11,46,146
Aden and Dependencies	125	80	157	224	111	3,707	2,972	7,370	5,430	3,330
Mesopotamia	901	606	1,785	375	2,620	19,304	16,977	55,964	22,111	68,499
Bahrain Islands	22	375	8	323	698	556	30,575	130	9,550	15,647
Ceylon Straits Settlements (including Labuan)	252	2,345	3,299	3,237	3,104	7,512	44,452	1,27,903	1,25,600	99,832
Federated Malay States	36	84	10	1	73	659	1,440	355	26	2,125
Cape of Good Hope	231	1	5,175	60
Natal	123	2,500
Zanzibar and Pemba	172	42	1	..	1,096	5,313	900	29	..	30,968
	14	31	50	86	166	850	1,050	2,270	4,870	4,700

GENERAL EXPORTS

(770)

INDIAN MERCHANDISE

No. 14—continued

ARTICLES, AND COUNTRIES OF FINAL DESTINATION; ALSO SHARE OF EACH PROVINCE	QUANTITY					VALUE				
	1922-23	1923-24	1924-25	1925-26	1926-27	1922-23	1923-24	1924-25	1925-26	1926-27
Textiles—continued						R	R	R	R	R
Cotton—continued										
Waste (L. M.)—continued	Cwts.	Cwts.	Cwts.	Cwts.	Cwts.					
Kenya Colony	629	638	859	1,078	1,199	16,681	20,964	32,284	34,974	40,922
Tanganyika Territory	25	185	14	5	18	650	3,545	250	150	540
Mauritius and Dependencies	11	80	429	2,027
Canada—										
Via Atlantic Coast	350	10,000
Western Australia	7	45	400	1,860
Southern Australia (including Northern Territory)	90	2,825	..
Victoria	693	777	1,209	1,275	1,522	13,160	15,558	36,558	41,260	44,680
New South Wales	64	129	188	2,062	3,800	5,400
Queensland	31	32	1,865	1,365	..
Australian Commonwealth (Total)	757	777	1,240	1,530	1,765	16,122	15,558	37,923	49,650	51,280
New Zealand (including Nauru and Br. Samoa)	42	329	1,200	9,470
Other British Possessions	11	6	14	386	120	500
TOTAL BRITISH EMPIRE	70,401	77,568	54,908	66,522	65,457	21,12,411	28,72,848	22,88,989	20,40,966	14,74,687
Foreign Countries										
Sweden	189	172	70	42	..	6,080	7,160	3,300	2,400	..
Denmark	210	192	198	6,900	5,650	5,950
Norway	105	3,000
Germany	254,623	126,629	15,489	46,271	64,307	45,36,847	31,74,671	4,91,682	14,32,855	16,23,910
Netherlands	18,140	20,428	3,380	10,074	23,689	2,17,190	4,01,225	74,955	2,43,395	5,00,715
Belgium	66,717	89,269	21,489	30,578	41,067	12,91,370	24,55,487	5,99,190	8,99,545	8,68,260
France	18,259	14,914	3,458	12,446	14,341	4,44,050	4,84,195	2,05,520	3,28,085	2,97,540
Spain	1,198	515	10	287	491	23,370	17,970	300	3,200	14,020
Switzerland	192	3,500
Italy	6,862	15,783	8,594	10,031	3,356	1,53,635	6,36,723	3,47,081	3,93,783	1,05,175
Austria	1,858	358	50,650	13,900
Mascat Territory and Trucial Oman	727	1,180	215	392	1,069	9,807	26,551	6,100	8,498	19,795
Other Native States in Arabia	151	222	..	88	245	1,766	5,155	..	2,075	3,675
Siam	12	276	18	276	..	450	3,240	470	3,090
Japan	943	1	17,237	30
Egypt*	599	20,700	..
Portuguese East Africa	7	1,650	1,004	900	1,174	158	56,105	53,362	45,756	30,815
United States of America—										
Via Atlantic Coast	23,883	18,498	24,232	34,866	23,116	8,52,205	2,77,207	8,48,561	11,51,170	5,24,145
" Pacific "	4	175	31	3,000	..
Other Foreign Countries	15	2	19	3	..	600	80	520	102
TOTAL FOREIGN COUNTRIES	393,267	284,679	73,273	146,918	173,516	76,15,795	75,60,829	26,38,402	45,51,102	39,12,692
States of Bengal	6,179	311	4,747	2,923	2,596	93,426	32,113	1,47,210	85,722	39,547
" Bombay	456,767	354,668	126,997	197,018	230,673	36,21,109	1,03,49,166	47,24,521	63,30,399	52,86,936
" Sind	3	2	10	9	..	153	30	739	302
" Madras	731	6,325	1,427	3,433	5,698	13,647	52,256	55,505	1,15,122	63,569
" Burma	1	..	3	1	..	24	..	75	26	25
TOTAL	463,668	362,267	133,176	203,440	238,973	97,28,206	1,04,33,677	49,27,391	65,92,068	53,87,379

* Shown as a foreign country from 1923-24.

No. 14—continued

ARTICLES, AND COUNTRIES OF FINAL DESTINATION; ALSO SHARE OF EACH PROVINCE	QUANTITY					VALUE				
	1922-23	1923-24	1924-25	1925-26	1926-27	1922-23	1923-24	1924-25	1925-26	1926-27
	Lbs.	Lbs.	Lbs.	Lbs.	Lbs.	₹	₹	₹	₹	₹
Textiles—continued										
Cotton—continued										
Wool and Yarn—										
Grey Nos. 1 to 10 (III. O)—										
United Kingdom	37,600	118,840	101,487	158,510	124,170	28,097	1,00,882	74,980	1,18,701	84,848
Malta and Gozo	23,800	12,000	62,000	27,200	22,000	18,380	8,280	53,075	20,122	16,711
Cyprus	85,600	62,000	184,880	170,600	147,880	64,600	55,978	1,20,335	1,30,410	96,900
Palestine	9,200	10,400	45,200	81,600	9,200	9,900	10,400	44,850	70,825	8,800
Aden and Dependencies	1,294,220	921,250	1,100,580	1,184,350	1,312,650	12,82,225	8,62,925	12,88,786	11,02,170	14,07,068
Mesopotamia	450,000	354,800	348,200	250,460	240,236	2,02,424	2,80,786	2,02,958	1,85,934	1,87,549
Bahrain Islands	220,000	178,100	204,800	179,600	222,800	1,87,488	1,54,890	1,81,750	1,87,050	1,48,100
Ceylon	452	1,410	16,500	11,018	..	224	1,098	12,341	7,424
Straits Settlements (including Labuan)	226,818	217,600	106,640	168,458	240,300	1,28,418	1,78,298	1,01,426	1,44,320	2,74,676
Federated Malay States	8,000	6,000	..
Hongkong	6,801,232	3,860,800	4,374,000	3,622,496	5,306,880	58,84,050	33,04,000	40,08,568	22,77,888	28,61,124
Egypt*	1,174,188	8,75,118
Natal	50,000	25,000
Zanzibar and Pemba	80,700	10,800	47,100	7,600	22,256	22,525	9,250	49,400	7,350	15,550
Kenya Colony	6,200	8,656	8,000	14,067	20,200	5,500	7,125	5,750	12,700	15,375
Tanganyika Territory	400	..	1,612	1,800	..	400	..	1,350	1,150
Mauritius and Dependencies	3,180	400	2,900	2,855	200	1,040
Victoria	560	..	280	2,400	..	420	..	192	1,500
New South Wales	6,400	28,600	21,800	24,400	26,480	4,000	16,278	16,020	16,075	15,900
Queensland	7,480	2,748
Australia Commonwealth (Total)	6,400	24,156	21,800	24,680	26,360	4,000	16,828	16,020	16,827	19,648
TOTAL BRITISH EMPIRE	10,365,092	6,780,228	6,607,837	6,006,123	8,371,145	85,05,416	49,01,265	62,00,104	48,87,068	40,89,258
Belgium	4,000	4,000	..
Italy	3,000	..	7,056	995,880	10,800	2,550	..	6,837	7,02,811	6,721
Austria	124,100	25,888	..
Serb-Croat-Slovene State	20,000	7,200	8,000	12,400	39,100	20,000	5,928	7,592	10,920	22,210
Bulgaria	24,000	10,000	208,400	20,200	..	22,050	10,000	2,02,405	12,075
Roumania	3,600	..	33,100	92,850	..	8,000	..	25,187	49,421
Greece	38,400	53,200	414,000	251,020	187,600	47,500	89,252	4,07,791	2,29,241	1,12,220
Turkey European	24,900	125,800	381,400	17,960	..	26,150	1,11,842	2,43,957	11,650
Turkey, Asiatic	4,000	..	201,200	4,000	..	1,06,261
Syria	593,500	626,000	744,800	396,400	662,212	4,07,180	5,27,297	6,18,458	3,16,856	6,61,768
Armenia	8,000	1,500
Smyrna	12,000	140,800	154,440	222,128	..	11,000	1,41,050	1,46,127	1,44,078
Mascat Territory and Trucial Oman	36,968	25,600	23,800	15,100	28,848	37,623	23,700	24,200	12,775	21,525
Other Native States in Arabia	33,800	12,200	48,100	30,200	28,800	31,900	18,885	58,000	28,180	22,275
Parala	129,860	179,900	396,220	376,450	422,200	1,22,925	1,61,275	4,21,229	2,80,100	2,64,205
Java	2,000	1,427	..
Celebes and Other Islands	30,400	4,000	29,822	2,210
Siam	321,200	175,200	312,600	390,640	190,200	2,20,850	1,26,760	2,02,627	2,61,600	1,20,050
China (exclusive of Hongkong and Macao)	700,000	123,000	..	6,12,600	1,06,500	..
Japan	15	4,000	4,400	10	2,000	2,050
Egypt*	..	215,600	1,208,480	1,010,950	545,350	..	6,69,122	11,24,606	7,02,222	2,15,257

* Shown as a Foreign Country from 1922-24.

GENERAL EXPORTS

(772)

INDIAN MERCHANDISE

No. 14—continued

ARTICLES, AND COUNTRIES OF FINAL DESTINATION; ALSO SHARE OF EACH PROVINCE	QUANTITY					VALUE				
	1922-23	1923-24	1924-25	1925-26	1926-27	1922-23	1923-24	1924-25	1925-26	1926-27
Textiles—continued										
Cotton—continued										
<i>Twist and Yarn—continued</i>										
Grey Nos. 1 to 10 (III. O)— <i>continued</i>	Lbs.	Lbs.	Lbs.	Lbs.	Lbs.					
Tripoli	3,600	2,888	..
Madagascar	1,200	..	400	1,200	..	200
Italian East Africa (Somaliland and Eritrea)	21,300	11,120	17,400	20,000	34,100	25,025	11,400	18,525	18,300	25,900
French Somaliland	37,600	55,600	36,800	48,500
Other Foreign Countries	400	930	800	800	2,400	500	780	800	612	1,562
TOTAL FOREIGN COUNTRIES	1,909,016	2,012,350	3,562,051	4,635,880	2,805,655	16,08,453	16,51,959	32,65,938	37,78,354	17,55,762
Share of Bengal	127,271	160,560	182,040	99,058	31,200	1,24,280	1,24,193	1,57,116	74,189	21,240
" Bombay	12,149,176	7,621,598	9,987,638	10,267,563	11,040,590	1,03,48,895	66,18,737	94,04,821	84,53,370	67,20,679
" Sind	662	693
" Madras	452	310	125,392	5,013	..	334	195	1,07,883	2,295
TOTAL	12,277,108	7,792,608	10,169,868	10,492,513	11,076,809	1,04,78,868	66,43,264	95,62,182	86,35,442	67,44,115
Grey Nos. 11 to 20 (III. O)										
United Kingdom	22,800	49,710	55,200	89,298	28,030	21,424	54,677	59,896	29,740	18,215
Malta and Gozo	6,000	14,000	42,000	13,200	7,600	5,250	16,175	45,375	11,380	5,362
Cyprus	68,800	48,800	130,960	159,600	181,200	62,737	47,662	1,34,694	1,35,722	1,39,282
Palestine	2,800	2,000	24,800	35,200	86,800	3,500	2,000	24,425	34,950	66,300
Aden and Dependences	807,500	842,000	1,018,240	1,086,250	1,046,875	9,82,761	9,15,896	12,18,078	11,54,480	9,61,998
Mesopotamia	404,000	287,200	380,448	378,046	502,456	4,33,300	2,97,828	4,02,898	3,57,856	3,96,146
Bahrain Islands	43,200	28,560	20,496	8,276	24,012	50,650	32,520	22,515	4,326	21,485
Ceylon Straits Settlements (including Labuan)	10,917	13,170	29,450	28,444	38,572	12,274	16,267	35,723	27,017	31,353
Federated Malay States	16	..	25	1,200	..	20	..	42	1,400	..
Hongkong	20,298,170	10,792,440	4,674,810	4,438,808	7,097,600	2,04,07,445	1,06,80,786	46,30,684	40,14,072	42,91,613
Egypt	1,628,300	15,79,377
Zanzibar and Pemba	32,034	19,024	36,000	26,700	35,200	34,387	19,849	37,734	28,350	30,900
Kenya Colony	13,200	17,400	29,610	24,000	38,268	14,450	16,050	29,350	24,775	30,300
Tanganyika Territory	800	1,200	3,600	6,700	10,468	800	1,300	3,600	6,650	10,300
Mauritius and Dependences	400	1,100	1,500	545	1,200	400	1,200	1,935	290	1,050
Somaliland Protectorate	2,800	4,200
Anglo-Egyptian Sudan	850	10,000	1,000	7,500
New South Wales Australian Commonwealth (Total)	2,400	2,000	..	1,500	1,625	..
TOTAL BRITISH EMPIRE	23,930,787	12,758,864	6,915,519	6,912,512	9,684,581	2,43,42,525	1,28,52,899	71,55,656	64,91,702	65,90,049
Norway	10,000	1,400	10,000	1,925
Belgium	1,600	400	4,000	1,600	400	4,800
France	4,000	4,000	..
Italy	2,400	12,000	..	164,900	1,600	2,325	10,500	..	1,59,849	1,600
Austria	10,400	4,000	10,000	4,000	..
Hungary	8,000	8,000	..
Serb-Croat-Slovene State	20,800	..	10,000	20,987	..	10,000
Bulgaria	2,800	6,000	2,000	3,000	6,000	1,350
Roumania	5,200	3,372
Greece	8,000	75,600	137,400	87,600	24,000	8,000	77,500	1,89,810	85,600	23,231
Turkey, European	76,800	58,000	302,000	12,400	..	83,656	57,050	3,10,162	9,812
Turkey, Asiatic	1,200	16,000	22,800	1,200	16,000	19,425
Syria	1,020,450	1,347,200	1,430,714	1,106,800	2,425,920	10,49,660	13,54,789	14,84,038	10,50,999	19,71,696
Armenia	4,800	2,850
Smyrna	40,000	2,000	341,830	82,400	..	40,000	2,000	3,46,243	76,375
Mashat Territory and Trucial Oman	104,184	95,345	26,582	59,356	132,427	1,25,805	1,04,910	26,902	65,450	1,23,740
Other Native States in Arabia	37,872	32,000	53,634	41,276	51,094	44,775	42,665	62,135	39,882	51,252
Persia	1,950,159	1,969,390	2,712,385	3,118,190	3,759,500	23,82,278	21,75,006	30,10,320	31,98,178	35,77,662
Benjam Island	400	..	5,400	4,000	3,400	600	..	5,800	4,400	8,400
Java	16,000	2,000	16,000	6,000	10,000	19,000	2,000	13,412	4,624	5,937
Celebes and other Islands	10,000	36,000	62,132	26,000	2,000	10,000	36,000	62,400	25,734	1,375
Slam	863,960	994,000	744,200	975,200	1,069,200	8,43,177	9,79,270	8,24,400	9,51,112	10,29,800
Indo-China (including Cochin-China, Cambodia, Annam, Tonkin and French leased territories in China)	800	12,000	4,000	800	16,000	4,000

No. 14—continued

ARTICLES, AND COUNTRIES OF FINAL DESTINATION; ALSO SHARE OF EACH PROVINCE	QUANTITY					VALUE				
	1922-23	1923-24	1924-25	1925-26	1926-27	1922-23	1923-24	1924-25	1925-26	1926-27
						₹	₹	₹	₹	₹
Articles—continued										
Cotton—continued										
<i>Twist and Yarn—continued</i>										
Grey Nos. 11 to 20 (III. O) —continued										
China (exclusive of Hongkong and Macao)	Lbs. 1,335,560	Lbs. 430,000	Lbs. ..	Lbs. 21,568	Lbs. 148,000	₹ 14,23,887	₹ 4,03,000	₹ ..	₹ 18,040	₹ 1,30,800
Egypt	..	1,692,460	3,125,458	3,163,200	2,970,600	..	16,13,834	32,22,046	30,82,829	24,91,041
Tripoli	2,400	2,100	..
Tunis	4,400	30,000	4,400	10,000
Italian East Africa (Somal- land and Eritrea)	259,490	115,600	71,924	12,400	21,200	3,22,567	1,18,725	85,423	14,261	10,203
French Somaliland	15,700	54,400	17,825	52,400
Other Foreign Countries	400	400	..
TOTAL FOREIGN COUNTRIES	5,610,075	6,928,795	8,487,199	9,608,120	10,631,741	62,34,174	70,67,855	91,44,030	94,06,468	97,30,396
<i>Share of Bengal</i>	<i>139,500</i>	<i>82,660</i>	<i>7,722</i>	<i>22,433</i>	<i>4,400</i>	<i>1,22,227</i>	<i>1,04,524</i>	<i>8,041</i>	<i>20,365</i>	<i>6,250</i>
.. Bombay	29,320,923	19,549,936	15,441,261	16,256,104	20,249,191	3,08,99,440	1,97,55,518	1,62,72,963	1,52,34,939	1,61,96,662
.. Sind	3,856	15,963	10,450	9,031	5,29,659	3,492	13,173	7,917	4,212	5,422
.. Madras	36,523	33,100	3,275	23,064	312,172	22,424	27,979	3,025	29,027	1,04,112
TOTAL	29,540,812	19,687,659	15,462,718	16,420,632	20,510,223	3,08,76,699	1,99,10,781	1,62,99,706	1,58,98,170	1,63,10,448
Grey Nos. 21 to 30 (III. O)										
United Kingdom	Lbs. 5,600	Lbs. ..	Lbs. 100	Lbs. ..	Lbs. 245	₹ 6,100	₹ ..	₹ 100	₹ ..	₹ 220
Cyprus	..	4,000	400	6,000	800
Aden and Dependencies	38,900	33,400	105,500	64,400	61,400	45,425	26,200	1,30,600	79,000	77,037
Mesopotamia	28,000	..	11,600	81,178	..	11,600
Bahrain Islands	400	1,300	600	400	1,950	1,200
Ceylon	1,790	2,680	9,235	4,522	3,320	2,600	2,247	9,927	5,227	4,021
Straits Settlements (including Labuan)	717,100	299,900	211,200	202,500	324,400	8,06,875	3,45,875	2,42,958	2,02,200	3,04,200
Zanzibar and Pemba	1,600	..	800	1,400	..	1,000
Kenya Colony	860	480	1,300	637
Mauritius and Dependencies	..	4,784	2,820
New South Wales	2,400	1,500
Australian Commonwealth (Total)	2,400	1,500
Other British Possessions	..	200	95
TOTAL BRITISH EMPIRE	766,190	345,264	554,425	272,228	402,245	8,62,669	3,95,247	4,16,670	2,80,417	4,55,718
Serb-Croat-Slovene State	8,000	3,250
Turkey, European	6,000	5,812	..
Syria	4,400	..	24,800	..	4,800	4,600	..	24,800	..	4,800
Mesopotamian Territory and Trust Oman	300	..	1,800	6,800	7,000	525	..	3,025	10,108	7,876
Other Native States in Arabia	424	..	2,500	..	5,400	684	..	2,300	..	10,900
Persia	12,000	75,600	54,800	77,409	67,800	16,200	92,399	78,100	87,100	74,850
Java	8,405	40,000	8,810	57,000
Celebes and other Islands	20,000	10,000	21,250	10,000
Siam	..	26,000	184,200	1,200	40,400	..	29,200	1,79,300	1,200	32,400
Indo-China (including Cochin-China, Cambodia, Anam, Tonkin and French leased Territories in China)	4,800	2,550	..	3,400
Egypt*	2,100
Italian East Africa (Somal- land and Eritrea)	2,000	400	2,100	1,400	600	3,150	600	2,310	1,600	500
French Somaliland	3,900	2,000	3,900	1,400
Other Foreign Countries	200	325
TOTAL FOREIGN COUNTRIES	48,189	152,000	280,500	96,700	132,800	55,319	1,80,199	2,96,460	1,09,720	1,26,185
<i>Share of Bengal</i>	<i>32,805</i>	<i>4,784</i>	<i>..</i>	<i>163</i>	<i>..</i>	<i>37,310</i>	<i>2,220</i>	<i>..</i>	<i>495</i>	<i>..</i>
.. Bombay	725,706	491,109	614,209	365,660	634,676	8,21,125	4,30,474	7,14,244	3,95,470	6,91,606
.. Madras	55,874	1,320	625	3,166	376	59,953	1,992	785	3,242	368
TOTAL	814,579	497,214	614,835	368,828	635,045	8,17,988	5,25,046	7,15,120	3,99,127	6,94,900
Grey Nos. 31 to 40 (III. O)										
Aden and Dependencies	Lbs. 5,200	Lbs. 5,200	Lbs. 5,200	Lbs. 7,200	Lbs. 3,224	₹ 10,050	₹ 9,200	₹ 8,551	₹ 12,500	₹ 5,625
Ceylon	500	2,210	4,400	1,942	3,400	600	3,518	6,850	2,350	4,150
Straits Settlements (including Labuan)	30,000	11,700	4,000	7,700	2,400	38,550	16,800	4,900	9,480	2,150

* Shown as a Foreign Country from 1922-24.

GENERAL EXPORTS

(774)

INDIAN MERCHANDISE

No. 14—continued

ARTICLES, AND COUNTRIES OF FINAL DESTINATION; ALSO SHARE OF EACH PROVINCE	QUANTITY					VALUE				
	1922-23	1923-24	1924-25	1925-26	1926-27	1922-23	1923-24	1924-25	1925-26	1926-27
Textiles—continued										
Cotton—continued						R	R	R	R	R
Twist and Yarn—continued										
Grey, Nos. 31 to 40 (III. O)— continued	Lbs.	Lbs.	Lbs.	Lbs.	Lbs.					
Zanzibar and Pemba	400	..	2,400	700	..	2,700
Kenya Colony	900	400	1,800	600	..
Other British Possessions	50	58	320	80	100	240
TOTAL BRITISH EMPIRE	86,250	19,188	17,320	17,242	9,034	50,280	29,618	25,840	24,930	11,025
Muscat Territory and Trucial Oman	300	2,000	..	450	2,500	..
Perals	19,200	500	800	3,200	36,500	28,800	700	1,200	4,000	30,800
Slam	800	30,800	83,200	4,400	16,800	1,200	40,050	89,000	4,400	25,200
Indo-China (including Cochin-China, Cambodia, Anam, Tonkin and French leased Territories in China, China (exclusive of Hongkong and Macao)	1,600	1,600
Italian East Africa (Somal- land and Britree)	300	1,000	900	1,800
TOTAL FOREIGN COUNTRIES	184,600	236,070	84,000	9,600	54,900	2,44,350	3,05,460	90,200	10,900	57,600
Share of Bengal	320	240
.. Bombay	56,700	43,900	100,600	25,600	63,534	31,450	68,560	1,14,900	34,150	69,375
.. Madras	164,150	206,338	400	1,242	400	2,13,180	2,66,528	400	1,680	160
TOTAL	220,850	255,238	101,820	26,842	63,934	2,94,630	3,35,078	1,15,540	35,930	69,525
	Lbs.	Lbs.	Lbs.	Lbs.	Lbs.					
Grey, above No. 40 (III. O)—										
United Kingdom	10,000	..	195	9,100	..	340
Aden and Dependencies	1,400	800	6,900	..	4,500	3,000	1,200	10,900	..	9,000
Other British Possessions	400	1,120
TOTAL BRITISH EMPIRE	1,800	800	16,900	..	4,695	4,120	1,200	20,000	..	9,340
Perals	100	225
Share of Bombay	1,800	900	16,900	..	4,695	4,120	1,425	20,000	..	9,340
Grey twofolds (doubles) (III. O)—	Lbs.	Lbs.	Lbs.	Lbs.	Lbs.					
United Kingdom	83,600	679,740	387,154	181,200	180,400	63,525	6,04,398	3,27,338	97,373	74,399
Malta and Gozo	2,400	7,200	14,000	2,800	..	2,163	5,669	12,087	2,356	..
Cyprus	122,000	54,800	88,800	45,600	73,600	1,02,941	47,178	87,732	45,600	71,600
Palestine	4,500	800	22,800	4,631	800	21,100
Aden and Dependencies	297,900	103,000	192,200	91,600	615,100	2,96,166	1,00,579	2,03,802	93,926	5,36,543
Mesopotamia	9,600	70,400	49,000	72,410	121,760	8,675	54,574	55,216	66,110	93,260
Ceylon	7,690	5,495	7,010	3,800	1,500	8,340	5,919	9,199	3,937	1,125
Straits Settlements (includ- ing Labuan)	99,750	70,400	20,000	19,200	16,000	1,49,460	71,025	31,906	20,200	17,200
Hongkong	11,297,400	5,250,400	5,119,200	1,478,600	4,280,800	95,72,711	42,92,325	48,46,624	18,22,762	30,96,580
Egypt*	490,900	4,43,609
Natal	2,000	3,000
Anglo-Egyptian Sudan	4,800	12,000	3,375	9,000
New South Wales	3,000	7,200	..	1,120	..	5,250	5,900	..	590
Australian Commonwealth (Total)	3,000	7,200	..	1,120	..	5,250	5,900	..	590
Other British Possessions	2,300	500	1,450	550	..
TOTAL BRITISH EMPIRE	12,411,240	6,249,435	5,843,364	1,846,310	5,255,030	1,06,47,590	51,86,917	55,90,335	16,57,039	39,21,367
Germany	6,000	8,000	3,717	5,450
Italy	41,200	19,500	50,800	34,800	..	34,125	19,800	39,776	19,662
Austria	9,400	9,800	10,300	8,137	..
Bulgaria	154,400	48,400	25,600	78,000	..	1,32,643	45,200	19,075	39,975
Roumania	6,000	15,200	13,200	6,000	..	5,650	14,700	3,850	3,750
Greece	20,000	131,200	145,440	273,500	..	14,721	1,11,698	1,02,578	1,45,531

* Shown as a Foreign Country from 1923-24.

No. 14—continued

ARTICLES, AND COUNTRIES OF FINAL DESTINATION; ALSO SHARE OF EACH PROVINCE	QUANTITY					VALUE				
	1922-23	1923-24	1924-25	1925-26	1926-27	1922-23	1923-24	1924-25	1925-26	1926-27
Textiles—continued										
Cotton—continued										
Twist and Yarn—continued										
Grey two folds (doubles)										
(III O)—continued										
Serb-Croat Slovene State (Jugo-Slavia)	Lbs.	Lbs.	Lbs.	Lbs.	Lbs.					
Crete	3,000	10,400	8,125	11,632	..
Turkey, European	2,000	1,544
Turkey, Asiatic	..	332,800	160,400	86,800	164,600	..	2,63,061	1,53,281	68,403	1,11,625
Armenia	..	42,800	..	6,200	312,800	..	36,900	..	3,863	1,33,848
Syria	8,000	102,800	72,800	174,800	233,600	6,450	98,780	75,300	1,60,613	2,39,900
Smyrna
Mascat Territory and Trucial Oman	20,000	33,200	286,400	155,200	199,200	14,875	70,394	2,50,017	1,18,635	1,22,740
Other Native States in Arabia	2,000	..	2,200	2,637	..	2,300
Persia	800	800	800	1,200
Java	18,800	51,600	40,100	17,600	102,600	23,325	67,300	63,781	22,325	1,44,075
Celebes and other Islands	8,000	20,000	13,200	3,000	..	10,760	21,562	12,159	6,674	..
Siam	2,800	2,731
Indo-China (including Cochlin- China, Cambodia, Annam, Tonkin and French leased Territories in China)	123,400	337,600	238,400	1,41,600	3,14,300	1,99,700
Philippine Islands and Guam	2,400	3,000
China (exclusive of Hongkong and Macao)	6,000	4,000	6,000	7,437	6,656	10,312
Egypt*	393,200	234,800	174,000	4,42,315	2,50,868	2,16,834
Tripoli	..	1,311,400	1,306,000	234,800	703,900	..	10,52,420	12,57,023	2,70,316	5,00,220
Tunisia	10,400	7,800
Italian East Africa (Somali- land and Eritrea)	14,000	6,360
Other Foreign Countries	1,200	1,000
Other Foreign Countries	600	600
TOTAL FOREIGN COUNTRIES	460,800	2,463,000	2,512,500	1,230,740	2,285,900	5,09,679	20,58,666	24,94,351	11,56,122	16,92,470
Share of Bombay	12,734,350	3,686,140	3,176,054	3,176,250	7,340,230	1,10,12,924	78,12,916	78,61,409	38,12,384	66,12,437
.. Madras	137,690	26,295	179,810	800	..	1,44,468	33,737	2,33,477	987	..
TOTAL	12,872,040	3,712,435	3,355,864	3,177,050	7,340,930	1,11,67,469	72,46,803	80,94,886	38,13,371	66,13,837
Orange, red and other colours, Nos. 1 to 20 (III O)— Aden and Dependencies	Lbs. 114,154	Lbs. 94,600	Lbs. 116,820	Lbs. 115,740	Lbs. 101,450	1,68,330	1,35,423	1,61,975	1,68,345	1,19,920
Mesopotamia	4,800	400	1,800	5,000	550	2,400
Bahrain Islands	560	1,000	300	..	1,200	350	1,250	275	..	1,200
Ceylon	70,650	63,750	45,210	21,858	19,778	36,308	34,571	38,674	36,467	22,093
Straits Settlements (including Labuan)	13,600	7,200	21,610	12,800	2,200	18,600	7,300	26,665	16,800	3,330
Egypt*	4,100	4,570
Zanzibar and Pemba	1,200	2,635	1,400	..	900	2,400	3,737	2,100	..	1,800
Kenya Colony	..	1,250	..	200	2,400	..	400	..
Anglo-Egyptian Sudan	1,100	300	2,100	700
New South Wales	2,000	1,250	..
Australian Commonwealth (Total)	2,000	1,250	..
Other British Possessions	10	15
TOTAL BRITISH EMPIRE	205,864	170,735	189,640	162,998	137,328	2,88,293	2,35,231	2,66,829	2,18,602	1,50,763
Smyrna	400	5,700	11,600	625	6,157	7,370
Mascat Territory and Trucial Oman	7,800	15,500	32,780	20,500	11,120	31,200	22,750	40,332	28,640	13,200
Other Native States in Arabia	8,000	3,500	2,900	600	6,800	12,325	5,200	5,000	900	9,400
Persia	28,500	10,700	11,300	15,100	19,400	44,800	16,400	19,650	21,450	18,150
Hejaz Island	2,100	1,900	3,500	14,775	2,350	4,050
Java	..	2,650	1,500	4,662	2,300
Celebes and other Islands	3,600	3,000	4,500	4,500
Siam	..	1,500	2,250
Philippine Islands and Guam	4,000	..	6,000	..	1,000	7,062	..	10,406	..	950
Italian East Africa (Somali- land and Eritrea)	..	1,200	1,500	7,000	3,550	..	2,400	1,375	11,775	11,360
French Somaliland	17,680	4,300	21,650	4,950
TOTAL FOREIGN COUNTRIES	51,900	33,050	65,560	69,080	66,270	79,867	58,162	1,04,358	98,442	69,330
Share of Bengal	10,520	2,000	10,463	1,250	..
.. Bombay	251,304	268,225	229,816	222,520	236,506	3,21,644	2,92,423	2,43,210	2,05,622	2,10,706
.. Madras	6,386	400	310	1,553	4,003	6,536	310	480	972	3,297
TOTAL	257,690	268,725	230,436	224,073	240,506	3,28,180	2,92,743	2,43,690	2,06,894	2,14,003

* Shown as a Foreign Country from 1923-24.

GENERAL EXPORTS

(776)

INDIAN MERCHANDISE

No. 14—continued

ARTICLES, AND COUNTRIES OF FINAL DESTINATION; ALSO SHARE OF EACH PROVINCE	QUANTITY					VALUE				
	1922-23	1923-24	1924-25	1925-26	1926-27	1922-23	1923-24	1924-25	1925-26	1926-27
Textiles—continued										
Cotton—continued										
<i>Twist and Yarn—continued</i>										
Orange, red and other colours, Nos. 21 to 40 (III. O)—	Lbs.	Lbs.	Lbs.	Lbs.	Lbs.	R	R	R	R	R
Aden and Dependencies	25,750	24,650	38,400	21,600	23,520	44,918	44,800	58,800	38,380	32,470
Ceylon	65	..	8,250	1,956	1,344	162	..	13,973	2,955	2,230
Straits Settlements (including Labuan)	5,500	11,000	..
Zanzibar and Pemba	1,050	..	1,200	3,100	..	2,000	..	2,400	5,750	..
Other British Possessions	25	50	..	200	300	40	90	..	500	460
TOTAL BRITISH EMPIRE	26,890	24,700	42,850	32,856	25,164	47,115	44,890	75,173	58,685	35,160
Maskat Territory and Trucial Oman	1,596	300	10,450	4,100	2,700	2,800	525	16,000	7,000	3,860
Other Native States in Arabia	800	600	2,000	1,600	1,000	3,000
Persia	3,000	8,800	5,160	2,850	4,800	6,700	16,200	8,205	4,900	7,375
Java	18,900	32,300	28,295	38,549
Celebes and other Islands	2,000	4,000
Philippine Islands and Guam Italian East Africa (Somaliland and Eritrea)	50,000	53,000	63,999	63,091
French Somaliland	3,400	1,100	1,110	3,300	1,200	7,650	1,600	2,400	6,000	1,800
French Somaliland	5,400	7,650	..
TOTAL FOREIGN COUNTRIES	10,796	9,700	16,720	85,150	96,000	22,750	18,325	27,505	1,22,744	1,17,475
Share of Bombay	37,598	34,350	59,570	117,150	120,490	69,863	63,125	1,02,678	1,81,824	1,51,605
“ Madras	90	50	..	356	744	202	90	..	505	1,030
TOTAL	37,688	34,400	59,570	117,506	121,164	69,865	63,215	1,02,678	1,82,329	1,52,635
Orange, red, and other colours, above No. 40 (III. O)—	Lbs.	Lbs.	Lbs.	Lbs.	Lbs.					
TOTAL BRITISH EMPIRE	300	900
Persia	800	2,400
PORTUGUESE EAST AFRICA	2,100	2,100	..
TOTAL FOREIGN COUNTRIES	2,100	800	2,100	2,400
Share of Bombay	2,100	800	2,100	2,400
“ Madras	300	900
TOTAL	300	2,100	800	900	2,100	2,400
Orange, red and other colours, twofolds (double) (III. O)—	Lbs.	Lbs.	Lbs.	Lbs.	Lbs.					
United Kingdom	1,556	5,050
Aden and Dependencies	800	..	27,300	..	8,800	1,100	..	33,989	..	12,400
Ceylon	400	1,000	700	1,125
Straits Settlements (including Labuan)	77,700	..	10,400	1,29,779	..	11,600	..
Hongkong	120,000	1,20,000
TOTAL BRITISH EMPIRE	1,200	77,700	148,856	10,400	9,800	1,800	1,29,779	1,59,039	11,600	18,525
Turkey, European	20,000	27,500
Smyrna	3,800	3,040	4,215	2,674	..
Persia	400	..	7,600	600	..	15,200
Java	6,750	16,750	25,710	24,150	..	10,969	26,597	44,817	36,922	..
Philippine Islands and Guam	5,000	18,000	26,000	20,000	..	8,437	29,398	45,439	30,782	..
Egypt*	5,000	6,000	7,484	6,000
TOTAL FOREIGN COUNTRIES	12,150	39,750	89,110	47,190	..	20,066	63,974	1,48,171	70,378	..
Share of Bombay	13,350	117,450	237,966	37,590	9,800	21,806	1,93,753	3,02,210	81,978	13,525
White Bleached (III. O)—	Lbs.	Lbs.	Lbs.	Lbs.	Lbs.					
United Kingdom	2,000	1,900	..
Aden and Dependencies	135,800	220,090	187,500	41,950	86,100	1,56,050	2,70,100	2,18,765	46,650	81,150
Mesopotamia	121,600	120,336	115,200	95,200	158,000	1,25,850	1,22,762	1,24,147	90,795	1,14,451
Ceylon	5,005	1,880	7,257	4,948	5,906	6,928	1,789	7,579	4,227	4,615
Straits Settlements (including Labuan)	336	10,800	..	200	8,900
Egypt*	363,000	3,87,743
Other British Possessions	805	600	..	800	1,160	1,405	575	..	800	578
TOTAL BRITISH EMPIRE	631,210	342,742	309,957	144,898	261,966	6,77,776	3,95,376	3,50,465	1,44,372	2,09,694

* Shown as a Foreign Country from 1926-27

ARTICLES, AND COUNTRIES OF FINAL DESTINATION; ALSO SHARE OF EACH PROVINCE	QUANTITY					VALUE				
	1922-23	1923-24	1924-25	1923-25	1923-27	1922-23	1923-24	1924-25	1923-25	1923-27
Textiles—continued										
Cotton—continued										
<i>Twist and Yarn—continued</i>	Lbs.	Lbs.	Lbs.	Lbs.	Lbs.					
<i>White Bleached (III. O)— continued</i>										
Italy	40,400	34,000	..
Bulgaria	2,000	1,037	..
Turkey, European	10,000	9,234	..
Turkey, Asiatic	3,000	6,000
Syria	54,000	46,800	103,300	104,400	102,000	51,617	49,100	1,10,966	1,01,300	1,64,820
Maskat Territory and Trucial Oman	6,400	3,600	300	1,800	1,400	9,300	5,400	450	2,325	1,450
Other Native States in Arabia	3,100	200	..	4,850	800	..
Persia	4,800	18,600	..	6,400	1,700	9,800	30,700	..	6,200	1,700
China (exclusive of Hongkong and Macao)	33,200	40,695
Egypt*	..	748,100	829,600	631,200	844,800	..	8,03,502	8,88,601	6,43,840	7,05,830
Italian East Africa (Somal- land and Eritrea)	4,500	9,800	4,700	2,000	800	5,625	12,250	6,350	1,700	1,800
Somaliland (French)	4,700	6,200
Other Foreign Countries	..	400	50	..	50	..	410	100	..	67
TOTAL FOREIGN COUNTRIES	72,800	827,300	971,050	793,400	1,063,450	80,602	9,01,552	10,47,752	8,08,045	8,57,072
<i>Share of Bengal</i>	..	400	375
.. Bombay	701,450	1,167,790	1,246,750	939,000	1,311,410	7,54,490	12,91,304	13,66,393	8,66,895	10,93,776
.. Sind	..	325	400
.. Madras	2,550	1,516	34,857	4,228	4,006	3,978	1,619	61,324	3,492	2,990
TOTAL	704,010	1,170,042	1,281,007	943,208	1,315,416	7,58,468	12,96,728	14,02,217	9,48,017	10,96,766
Unspecified descriptions of Twist and Yarn (III. O)—	Lbs.	Lbs.	Lbs.	Lbs.	Lbs.					
United Kingdom	331	..	3,280	77	..	2,150	..	3,760	15	..
Ceylon	46,840	83,107	33,399	35,507	35,254	58,620	53,157	47,317	88,889	20,032
Other British Possessions	4,720	..	55	..	164	1,300	..	90	..	100
TOTAL BRITISH EMPIRE	51,891	83,107	33,734	35,584	35,418	62,170	53,157	49,167	83,904	20,132
China (exclusive of Hongkong and Macao)	70,000	1,400	60,975	800
Japan	11	25	..
TOTAL FOREIGN COUNTRIES	70,000	1,400	..	11	..	60,975	800	..	25	..
<i>Share of Bengal</i>	3,050	1,430
.. Bombay	200	11	200	22	..
.. Madras	117,171	53,107	33,481	35,564	35,418	1,20,745	53,157	47,487	33,204	35,132
.. Burma	4,720	1,400	1,300	300
TOTAL	121,891	54,507	33,734	35,595	35,418	1,22,105	53,457	49,167	33,226	35,132
Total Twist and Yarn—	Lbs.	Lbs.	Lbs.	Lbs.	Lbs.					
United Kingdom	149,931	848,290	508,717	323,080	283,040	1,21,256	7,50,027	4,78,694	2,44,720	1,50,017
Malta and Gozo	31,200	33,200	118,000	43,200	29,600	23,763	30,094	1,09,437	83,918	16,078
Cyprus	276,400	169,600	355,040	375,800	402,450	2,30,278	1,56,813	3,40,261	3,20,732	3,07,732
Palestine	12,000	12,400	74,500	118,400	118,800	13,400	12,400	78,956	1,13,375	1,16,200
Aden and Dependencies	2,721,724	2,244,990	2,853,240	2,613,090	2,763,800	29,85,200	23,75,123	32,34,195	26,85,051	32,44,106
Mesopotamia	985,600	832,736	921,448	796,516	1,035,952	9,31,370	7,55,444	9,21,391	7,01,245	7,55,406
Bahrain Islands	264,150	208,960	226,196	187,876	243,012	2,19,433	1,30,610	2,05,840	1,41,376	1,70,785
Ceylon	144,157	142,244	142,621	129,433	121,037	1,87,461	1,68,852	1,90,161	1,29,490	1,04,136
Straits Settlements (including Labuan)	1,678,588	1,416,096	830,830	1,086,938	1,177,564	19,32,313	15,00,671	9,20,622	10,74,719	11,28,836
Federated Malay States	106	803	80	7,200	..	160	236	132	7,400	..
Hongkong	38,396,802	19,813,640	14,238,010	9,534,904	16,665,220	2,58,14,206	1,82,76,011	1,36,95,870	79,14,222	1,02,49,317
Egypt*	3,635,483	32,90,417
Natal	2,000	..	50,000	3,000	..	25,000
Zanzibar and Pemba	65,384	32,450	90,100	37,400	60,156	62,012	32,436	96,274	41,650	49,250
Kenya Colony	19,400	27,306	36,610	40,227	54,208	19,950	25,575	37,100	41,825	46,712
Tanganyika Territory	800	1,600	5,400	3,312	12,168	800	1,700	4,250	3,000	11,600
Somaliland Protectorate	2,800	4,200
Anglo-Egyptian Sudan	1,900	500	..	5,650	22,000	3,500	900	..	4,375	15,500
Mauritius and Dependencies	3,539	5,324	1,320	945	3,300	3,755	4,087	2,175	500	2,600
South Australia (including Northern Territory)
Victoria
New South Wales	11,200	32,000	22,800	23,400	27,600	7,000	21,393	22,130	19,550	15,300
Queensland
Australian Commonwealth (Total)	11,200	32,000	22,800	23,400	27,600	7,000	21,393	22,130	19,550	15,300
TOTAL BRITISH EMPIRE	45,431,164	25,322,773	20,433,412	15,340,721	24,036,456	4,58,50,613	2,47,16,269	2,02,94,923	1,37,82,420	1,54,15,02

* Shown as a Foreign Country from 1923-24.

GENERAL EXPORTS
INDIAN MERCHANDISE

(778)

No. 14—continued

ARTICLES, AND COUNTRIES OF FINAL DESTINATION; ALSO SHARE OF EACH PROVINCE	QUANTITY					VALUE				
	1922-23	1923-24	1924-25	1925-26	1926-27	1922-23	1923-24	1924-25	1925-26	1926-27
Textiles—continued										
Cotton—continued										
<i>Twist and Yarn—continued</i>	Lbs.	Lbs.	Lbs.	Lbs.	Lbs.	R	R	R	R	R
Total Twist and Yarn—continued										
Norway	10,000	1,600	10,000	2,250
Germany	6,000	8,000	50	..	400	3,717	5,450	100	..	11
Belgium	1,600	400	4,000	4,000	..	1,600	400	4,800	4,000	..
France	4,000	4,000	..
Italy	6,000	53,200	26,656	1,251,880	47,200	4,875	44,625	26,637	9,37,536	23,21
Austria	20,000	147,400	20,300	1,01,020	..
Hungary	8,000	8,000	..
Serb-Croat Slovene State	20,000	7,200	44,800	28,800	49,100	20,000	5,628	44,954	22,462	32,81
Bulgaria	178,400	61,200	242,000	103,200	..	1,54,693	58,200	2,30,117	53,41
Roumania	9,600	15,200	43,300	104,050	..	8,650	14,700	34,007	56,54
Greece	46,400	148,800	682,600	484,060	485,200	55,500	1,31,473	6,59,209	4,27,519	2,91,01
Crete	2,000	800	1,544	612	..
Turkey, European	444,400	364,200	786,200	194,960	..	3,82,967	3,54,693	7,37,573	1,33,01
Turkey, Asiatic	42,800	5,200	21,200	450,800	..	36,900	5,200	19,863	2,72,51
Syria	1,630,350	2,132,800	2,376,314	1,782,400	3,598,632	15,79,507	20,30,522	23,08,539	16,30,298	28,42,69
Armenia	10,400	6,52
Smyrna	20,000	135,200	433,400	660,210	515,388	14,875	1,21,294	3,97,807	6,19,846	3,50,66
Mascat Territory and Trucial-Oman	157,546	140,345	97,642	109,656	166,695	1,87,903	1,57,285	1,24,066	1,29,818	1,79,65
Other Native States in Arabia	84,856	48,700	105,134	72,376	92,894	96,334	61,750	1,28,435	70,242	99,02
Persia	2,176,709	2,314,690	3,228,365	3,617,190	4,415,300	26,36,328	25,50,305	36,02,749	37,04,713	42,22,71
Honjam Island	400	..	14,500	5,900	11,900	600	..	20,575	7,250	12,45
Java	39,155	81,400	56,510	50,050	42,300	49,539	1,11,821	78,188	78,152	44,48
Celebes and other Islands	35,600	49,000	64,952	56,400	6,000	39,750	50,500	65,181	55,556	3,59
Slam	1,185,960	1,227,900	1,428,600	1,079,040	1,005,600	10,84,227	11,77,930	15,36,937	15,42,612	14,07,15
Indo-China (including Co- chin, China, Cambodia, Annam, Tonkin and French leased territories in China)	3,200	12,000	10,400	3,800	16,000	9,00
Philippine Islands and Guam	15,000	22,000	38,000	70,000	54,000	22,936	36,549	66,657	99,781	64,061
China (exclusive of Hong- kong and Macao)	2,662,760	919,970	207,200	144,568	148,000	27,61,377	9,31,173	2,56,579	1,25,140	1,20,20
Japan	15	4,011	4,400	10	3,022	2,05
Egypt *	4,592,560	6,666,618	5,095,150	5,064,450	..	41,46,372	67,13,515	47,92,717	40,13,25
Tripoli	6,000	10,400	4,988	7,80
Tunis	4,400	25,200	4,400	20,25
Portuguese East Africa	400	2,500	..	500	2,500	..
Madagascar	1,200	..	400	1,200	..	20
Italian East Africa (Somal- land and Eritrea)	201,500	140,220	98,734	46,700	67,650	3,65,017	1,48,775	1,18,885	53,736	60,95
French Somaliland	80,230	121,800	87,525	1,14,06
Other Foreign Countries	930	800	..	800	..	730	800	..	50
TOTAL FOREIGN COUNTRIES	8,480,326	12,708,515	16,048,690	16,632,971	17,427,519	80,25,485	1,28,05,997	1,66,16,510	1,55,55,005	1,44,38,891
Share of Bengal	299,576	254,404	207,662	123,659	35,600	3,47,357	2,32,032	1,84,689	1,02,729	25,49
.. Bombay	55,993,343	37,936,447	36,060,849	31,535,543	41,205,635	5,37,75,617	3,59,80,385	3,64,99,923	2,90,42,845	3,06,22,31
.. Sind	4,618	16,392	10,710	9,031	10,559	4,201	14,133	5,437	4,213	5,43
.. Madras	500,328	322,633	252,381	205,454	262,131	6,47,563	3,95,126	3,18,484	1,81,652	2,00,50
.. Burma	4,730	1,400	1,300	300
TOTAL	56,861,490	38,531,288	36,532,102	31,873,692	41,513,975	5,47,76,098	3,66,21,966	3,70,11,438	2,93,37,444	3,09,53,72
MANUFACTURES—										
Canees (III. O)—	Yards	Yards	Yards	Yards	Yards					
United Kingdom	400	1,200
Mesopotamia	1,200	1,600	6,090	3,390	1,601	1,100	1,110	5,375	3,199	1,30
Ceylon	2,486	2,676	5,725	1,821	6,222	1,745	2,416	6,674	2,241	6,06
Zanzibar and Pemba	80	240	600	6,217	3,810	100	125	600	3,300	2,21
Kenya Colony	145	550	4,673	5,600	..	350	625	3,406	4,81
Tanganyika Territory	350	1,590	280	1,700	1,290	450	1,800	300	2,134	1,21
Other British Possessions	655	30	720	935	330	850	45	500	950	31
TOTAL BRITISH EMPIRE	5,171	6,281	13,965	18,736	18,853	5,445	5,346	14,074	15,290	16,46

* Shown as a Foreign Country from 1923-24.

No. 14—continued

ARTICLES, AND COUNTRIES OF FINAL DESTINATION; ALSO SHARE OF EACH PROVINCE	QUANTITY					VALUE				
	1922-23	1923-24	1924-25	1925-26	1926-27	1922-23	1923-24	1924-25	1925-26	1926-27
						R	R	R	R	R
Textiles—continued										
Cotton—continued										
MANUFACTURES—continued										
Canvas (III. O)—continued	Yards	Yards	Yards	Yards	Yards					
Persia	500	3,960	98	280	120	1,050	4,528	100	500	150
Siam	1,980	13,430	37,330	17,050	21,070	1,450	13,030	33,976	19,207	16,800
Portuguese East Africa	1,600	1,300	..
Other Foreign Countries	..	580	175	650	1,800	..	700	300	650	500
TOTAL FOREIGN COUNTRIES	2,450	17,970	37,501	19,580	22,300	2,500	19,176	34,376	21,717	17,450
Share of Bengal	400	1,350	1,950	509	130	1,300	3,319	3,219	782	130
„ Bombay	4,740	23,440	49,876	36,979	39,503	4,939	23,338	46,651	35,416	32,676
„ Sind	25	..	25	20	..	75
„ Madras	2,455	371	616	336	1,639	1,724	1,139	906	377	1,141
TOTAL	7,651	24,251	51,566	38,316	41,543	7,948	24,534	48,450	37,007	33,036
Handkerchiefs and Shawls to the piece (III. O)—	No.	No.	No.	No.	No.					
United Kingdom	1,904,152	2,666,290	3,412,908	2,898,279	1,334,609	22,17,161	32,03,236	42,46,466	36,38,180	14,26,578
Aden and Dependencies	16,583	7,600	20,170	5,130	7,433	15,180	5,800	6,780	2,900	3,875
Mesopotamia	6,900	1,440	3,880	1,100
Bahrain Islands	4,660	..	1,440	2,401	..	925
Ceylon	3,256	7,008	6,121	852	1,468	4,028	2,332	2,970	872	1,148
Straits Settlements (including Labuan)	43,608	47,566	64,845	106,836	37,333	24,455	24,512	42,115	56,991	22,900
Federated Malay States	7,000	4,578
Egypt	48,874	49,050
Nigeria (including Br. Cameroons)
Zanzibar and Pemba	5,572	6,000	17,670	14,520	20,860	1,550	2,500	2,800	7,000	8,000
Kenya Colony	1,200	3,000	150	500	750	1,000	1,500	650	800	1750
Mauritius and Dependencies	2,250	4,810	1,000	6,805	5,680	750
Other British Possessions	1,440	..	5,206	1,242	168	375	..	1,000	619	168
TOTAL BRITISH EMPIRE	1,935,900	2,743,714	3,531,732	3,027,859	1,419,810	22,38,057	32,47,130	44,16,182	36,97,115	16,24,361
Netherlands	3,330	3,640
France	512	..	5,168	..	2,560	576	..	6,460	..	3,300
Turkey, European	916	..	2,884	4,000	..	3,000	..	2,060	1,100	..
Syria	..	9,708	..	4,080	6,025	..	2,500	..
Muscat Territory and Trucial Oman	40,242	19,169	19,680	5,170	10,650	57,761	26,444	25,405	4,003	6,840
Other Native States in Arabia	19,850	2,800	17,410	1,520	25,750	29,033	6,150	9,370	2,510	10,050
Persia	..	2,150	2,900	2,200	600	1,500	2,332	..
Java	..	5,560	330	..	3,960	..	2,400	300	..	1,300
Siam	8,000	..	840	5,400	..	3,500	..	900	5,400	..
Egypt	..	54,976	31,010	28,358	13,334	..	49,788	27,500	20,082	6,600
Portuguese East Africa	4,000	5,512	400	1,850	2,600	500
Italian East Africa (Somali and Eritrea)	37,534	5,200	51,762	32,360	19,215	17,183	2,150	22,766	24,500	10,130
United States of America— via Atlantic Coast	206,540	247,524	262,362	132,632	6,000	80,170	41,195	32,679	17,400	700
„ Pacific	..	29,332	2,100
French West Indies	480	..	2,250	115	..	1,400
Other Foreign Countries
TOTAL FOREIGN COUNTRIES	317,643	380,851	395,364	219,422	26,369	1,42,678	1,44,412	1,46,064	86,904	63,490
Share of Bengal	220,898	312,633	309,376	134,820	13,988	32,369	49,698	61,348	17,360	2,428
„ Bombay	240,205	169,220	243,819	204,444	182,512	2,26,992	1,42,587	1,77,031	1,28,826	78,988
„ Madras	1,792,440	2,642,107	3,379,653	2,907,771	1,388,199	22,16,769	32,28,372	43,46,893	36,32,030	18,06,318
„ Burma	..	6	430	36	16	80	3	..
TOTAL	2,253,543	3,124,556	3,927,098	3,246,781	1,499,699	24,81,790	24,01,542	45,64,246	37,84,019	15,87,701
Hosiery (III. O)—										
United Kingdom	14,385	3,676	4,908	5,745	82
Malta and Goso	1,187
Aden and Dependencies	16,756	12,020	14,120	22,390	7,700
Mesopotamia	27,238	6,863	654	2,167	2,026
Bahrain Islands	1,800	480	2,160	..	642
Maldives	2,645
Ceylon	9,016	19,294	45,703	13,290	6,708
Straits Settlements (including Labuan)	926	2,335	1,424	1,404	3,926
Federated Malay States	644	125	783	1,057	918
Natal	1,050	1,700	..	1,140	..
Zanzibar and Pemba	10,100	5,875	7,645	6,365	3,800
Kenya Colony	7,284	11,850	9,110	6,610	3,150
Tanganyika Territory	6,100	2,100	1,050	1,525	700
Mauritius and Dependencies	3,050	450	1,000	200	..
Other British Possessions	1,250	350	400	300	..
TOTAL BRITISH EMPIRE						99,879	68,378	92,692	62,548	23,804

* Shown as a Foreign Country from 1925-26.

GENERAL EXPORTS

INDIAN MERCHANDISE

(780)

No. 14—continued

ARTICLES, AND COUNTRIES OF FINAL DESTINATION; ALSO SHARE OF EACH PROVINCE	QUANTITY					VALUE				
	1922-23	1923-24	1924-25	1925-26	1926-27	1922-23	1923-24	1924-25	1925-26	1926-27
Textiles—continued										
Cotton—continued										
MANUFACTURES—continued										
Handkerchiefs (III. O)—continued										
France	—	—	—	—	—	2,301	5,910	..
Italy	—	—	—	—	—	2,900	150	445	1,030	..
Muscat Territory and Trucial Oman	—	—	—	—	—	4,900	2,555	8,511	100	2,320
Other Native States in Arabia	—	—	—	—	—	6,075	600	400	2,000	6,600
Panda	—	—	—	—	—	7,200	5,549	8,991	9,840	4,120
Java	—	—	—	—	—	1,215	1,050	70
Egypt*	—	—	—	—	—	—	..	400	1,600	..
Portuguese East Africa	—	—	—	—	—	35,469	34,130	13,650	7,325	3,850
Italian East Africa (Somal- land and Eritrea)	—	—	—	—	—	..	700	1,000	..	2,400
Other Foreign Countries	—	—	—	—	—	832	625	680	170	20
TOTAL FOREIGN COUNTRIES	—	—	—	—	—	58,391	45,350	36,448	27,975	19,310
Share of Bengal	—	—	—	—	—	2,385	469	4,329	..	3,376
.. Bombay	—	—	—	—	—	1,44,386	83,177	76,640	62,322	44,745
.. Sind	—	—	—	—	—	318	600	91	1,645	590
.. Madras	—	—	—	—	—	10,001	34,491	54,030	35,791	5,904
.. Burma	—	—	—	—	—	382	800	..
TOTAL	—	—	—	—	—	1,58,070	1,18,737	1,29,140	90,558	55,114
Piece goods—										
Grey (unbleached)—										
Chaddars and Dhutis (III. O)—										
Aden and Dependencies	Yards 17,521	Yards 81,610	Yards 82,380	Yards 23,375	Yards 45,780	19,010	46,752	48,811	10,023	19,925
Mesopotamia	1,500	4,530	8,100	..	2,070	1,200	2,550	2,853	..	1,035
Bahrain Islands	34,965	19,366	70,048	27,565	9,000	40,682	8,323	38,531	11,652	2,442
Jeylon	25,974	13,549	112,650	76,363	12,247	12,599	6,527	42,535	30,223	5,919
Straits Settlements (including Labuan)	100,132	209,765	212,998	193,076	279,540	58,204	1,30,228	1,28,580	1,10,376	1,36,053
Federated Malay States	75,002	50,580	45,534	119,457	150,940	40,124	30,100	31,916	59,547	77,600
Egypt*	1,200	—	—	—	—	1,750	—	—
Natal	4,150	5,081	3,330	6,490	2,349	3,150	3,774	1,704	4,850	1,862
Zanzibar and Pemba	1,678,514	1,343,889	1,523,558	942,421	716,031	6,57,201	4,98,130	5,30,801	3,05,794	2,19,481
Kenya Colony	2,808,756	1,989,610	3,177,305	2,228,717	681,025	13,84,413	8,23,360	12,65,621	8,33,100	2,23,679
Tanganyika Territory	1,445,116	1,677,437	3,183,720	2,011,665	442,350	5,85,654	6,82,305	12,46,041	6,91,604	1,74,450
Anglo-Egyptian Sudan	136,330	220,120	357,900	177,173	68,786	95,720	1,04,318	1,20,836	58,698	24,700
Mauritius and Dependencies	8,920	2,400	7,062	18	..	5,090	1,800	3,500	12	..
New South Wales	18,000	4,500	..	7,762	1,575	..
Australian Commonwealth (Total)	18,000	4,500	..	7,762	1,575	..
Fiji Islands	3,000	24	..	700	600	2,000	40	..	135	170
Other British Possessions	993	600	2,230	15	2,120	525	420	423	10	690
TOTAL BRITISH EMPIRE	6,410,423	5,618,561	8,792,375	5,817,345	2,412,336	29,09,084	23,44,627	34,52,267	21,22,995	3,93,006
Greece	—	8,000	1,600	..
Muscat Territory and Trucial Oman	56,800	98,514	68,617	74,325	42,850	20,805	40,173	40,774	24,423	15,215
Other Native States in Arabia	2,600	3,775	8,950	3,500	..	2,506	2,300	4,502	712
Panda	30,615	32,025	42,500	59,320	9,950	16,086	15,244	18,675	17,041	3,073
Slam	200	..	1,600	3,675	560	90	..	900	2,104	380
Egypt*	—	..	630	1,500	2,650	—	..	700	1,500	1,750
Portuguese East Africa	2,493,547	2,515,702	2,000,254	2,940,144	1,109,405	9,42,246	9,08,133	8,03,394	8,46,764	2,93,111
Italian East Africa (Somal- land and Eritrea)	12,650	50,590	52,406	90,135	20,075	8,050	23,900	24,757	30,017	5,850
Somaland (French)	1,000	2,000	6,400	469	800	3,900
Other Foreign Countries	500	830	1,533	2,700	800	400	415	744	1,350	497
TOTAL FOREIGN COUNTRIES	2,594,312	2,701,261	3,072,364	3,190,749	1,196,190	9,87,677	9,90,381	9,83,294	9,30,101	3,24,488
Share of Bengal	40,659	6,210	4,160	9,628	6,213	19,332	4,105	3,345	4,703	3,107
.. Bombay	3,770,634	3,043,563	11,635,637	3,334,092	3,761,334	37,63,332	31,66,370	42,04,633	23,76,791	9,95,303
.. Sind	17,450	4,150	3,950	1,300
.. Madras	176,543	265,394	374,953	311,374	440,946	99,297	1,63,924	1,63,023	1,68,303	2,19,179
.. Burma	3,000	2,700	..
TOTAL	9,004,735	8,319,822	11,864,739	9,008,094	3,609,026	38,96,761	33,36,008	44,35,561	30,53,096	12,17,494

* Shown as a Foreign Country from 1923-24.

No. 14—continued

ARTICLES, AND COUNTRIES OF FINAL DESTINATION; ALSO SHARE OF EACH PROVINCE	QUANTITY					VALUE				
	1922-23	1923-24	1924-25	1925-26	1926-27	1922-23	1923-24	1924-25	1925-26	1926-27
TEXTILES—continued										
COTTON—continued						R	R	R	R	R
MANUFACTURES—continued										
<i>Piece goods—continued</i>										
Grey (unbleached)—continued	Yards	Yards	Yards	Yards	Yards					
Drills and Jeans (III. O)—										
Palestine										
Aden and Dependencies	11,280	4,800	94,040	45,100	10,080	4,265	3,000	32,885	12,907	2,450
Mesopotamia	551,440	1,696,750	1,753,650	1,291,765	60,000	1,93,054	5,78,018	4,90,543	3,33,459	12,187
Bahrain Islands	..	4,320	91,840	32,004	1,800	26,235	7,007	..
Maldives	800	4,400	900	2,338	..
Ceylon	40,652	13,280	226	10,030	27,720	22,453	5,257	84	5,346	14,450
Straits Settlements (including Labuan)	115,586	11,494	69,769	64,737	53,753	68,733	5,478	33,506	24,850	20,103
Federated Malay States	2,000	1,200	..
Egypt*	11,760	8,915
Natal	8,880	14,080	2,722	3,145	..
Zanzibar and Pemba	5,420	37,250	15,700	5,940	..	3,145	13,350	7,750	2,700	..
Kenya Colony	25,100	33,220	122,456	195,860	..	11,720	17,900	75,519	52,127	..
Tanganyika Territory	2,700	..	20,050	20,290	..	1,893	..	12,106	11,528	..
Mauritius and Dependencies	900	1,600	1,600	15,000	5,700	900	800	490	6,001	2,350
Seychelles	7,200	8,960	14,100	14,000	3,800	3,400	4,610	6,722	6,031	1,760
TOTAL BRITISH EMPIRE	772,998	1,811,674	2,202,113	1,715,208	172,458	2,16,482	5,22,402	6,89,236	4,39,521	58,636
Turkey, European	28,900	31,680	17,220	..	21,235	7,859	3,007	4,230
Syria	..	84,240	223,200	53,370
Muskat Territory and Truchal Oman	4,600	1,600	2,568	1,600	..	1,550	600	659	800	..
Other Native States in Arabia	..	20	5,760	4,923	20	1,425	1,110	..
Persia	52,160	201,670	606,566	742,793	..	12,429	62,207	1,09,043	1,22,634	..
Egypt*	..	174,720	48,480	181,320	56,400	..	54,555	18,623	44,408	21,000
Portuguese East Africa	67,690	30,580	29,400	73,390	21,600	29,102	15,692	14,647	22,891	10,938
Other Foreign Countries	1,200	600
TOTAL FOREIGN COUNTRIES	124,420	492,830	732,774	1,026,716	252,480	49,091	1,54,659	2,06,996	2,68,528	89,608
Share of Bengal	3,230	3,000	300	2,300	5,400	2,043	600	800	4,022	4,660
" Bombay	778,810	2,279,710	2,355,992	2,379,335	452,900	2,29,674	7,72,212	2,61,691	7,29,746	1,18,236
" Sind	300	600	..	600	600	..
" Madras	119,518	16,794	69,395	70,737	61,553	71,856	10,220	23,599	22,610	23,612
TOTAL	897,408	2,304,504	2,925,387	2,766,923	531,983	2,64,578	7,38,093	8,96,181	7,64,059	1,49,188
T. Cloth and Domestic (III. O)	Yards	Yards	Yards	Yards	Yards					
Aden and Dependencies	1,612,238	2,077,214	1,348,557	1,106,690	1,326,677	5,76,550	5,71,453	9,47,947	2,77,536	2,19,472
Mesopotamia	3,136,461	5,598,684	9,909,194	8,094,613	24,768	10,45,890	15,06,268	27,27,466	19,16,440	6,450
Bahrain Islands	4,020	11,200	827	4,070	..
Ceylon	750	5,741	600	3,022	..
Straits Settlements (including Labuan)	46,672	602	..	17,540	914	..
Egypt*	24,250	9,250
Natal	..	9,120	1,440	3,800	304
Zanzibar and Pemba	392,025	57,480	106,750	32,000	..	1,22,727	21,225	22,550	21,325	..
Kenya Colony	907,715	547,394	678,480	539,600	58,200	3,01,039	1,55,306	1,02,000	1,21,890	14,200
Tanganyika Territory	581,550	328,480	357,640	146,100	19,500	2,24,160	1,02,405	93,333	34,775	5,250
Anglo-Egyptian Sudan	584,130	442,690	533,235	97,425	92,870	1,67,374	1,22,223	1,24,464	21,402	21,585
Mauritius and Dependencies	2,000	3*	1,000
Other British Possessions	..	1,920	..	750	600	..	299	..
TOTAL BRITISH EMPIRE	7,489,086	9,092,352	12,947,126	10,084,729	1,517,015	24,83,530	25,24,210	34,80,981	24,00,969	3,59,017
Muskat Territory and Truchal Oman	9,000	4,800	2,250	1,750
Other Native States in Arabia	23,890	43,200	3,456	9,435	13,198	1,121
Persia	923,423	1,391,371	2,522,553	1,335,506	26,840	2,11,271	2,74,092	5,48,442	3,13,514	12,800
Siam	591,167	120,530	423,124	553,412	..	2,20,309	46,960	1,48,923	1,20,994	..
Portuguese East Africa	1,010,080	1,212,153	1,024,188	631,123	30,450	2,70,507	2,78,978	2,11,423	1,25,371	4,705
Italian East Africa (Somal- land and Britree)	102,848	550,637	653,185	611,330	232,220	44,720	1,33,960	1,34,411	1,21,750	59,593
French Somaliland	56,912	120,625	15,429	33,500
Other Foreign Countries	312	251
TOTAL FOREIGN COUNTRIES	2,666,903	3,212,423	4,697,534	3,246,233	485,975	3,56,262	6,26,178	11,29,273	7,09,318	1,22,400
Share of Bombay	19,195,329	12,411,253	17,344,590	13,329,929	2,002,990	27,29,782	21,89,233	46,29,254	31,09,070	4,71,367
" Madras	1,082	1,317	..
TOTAL	19,195,329	12,411,253	17,344,590	13,321,012	2,002,990	27,29,782	21,89,233	46,29,254	31,10,387	4,71,367

* Shown as a Foreign Country from 1923-24.

GENERAL EXPORTS

(782)

INDIAN MERCHANDISE

No. 14—continued

ARTICLES, AND COUNTRIES OF FINAL DESTINATION; ALSO SHARE OF EACH PROVINCE	QUANTITY					VALUE				
	1922-23	1923-24	1924-25	1925-26	1926-27	1922-23	1923-24	1924-25	1925-26	1926-27
Textiles—continued										
Cotton—continued										
MANUFACTURES—continued										
Piece goods—continued										
Grey (unbleached)—continued										
Shirtings (III. O)—continued										
Aden and Dependencies	57,776	101,590	132,671	139,100	3,100	26,730	44,658	47,410	36,720	1,200
Mesopotamia	736,738	1,079,771	1,186,841	682,523	..	3,17,932	3,80,242	3,97,030	1,81,415	..
Bahrain Islands	79,000	188,412	265,122	93,539	..	27,850	52,673	72,536	20,513	..
Ceylon	325	1,800	3,112	22,098	..	139	835	2,517	10,445	..
Straits Settlements (including Labuan)	4,760	5,440	5,000	6,739	10,936	3,330	3,800	3,750	4,418	5,762
Federated Malay States	2,600	160	2,820	160
Hongkong	..	1,600	320	1,200	280
Egypt*	90	45
Natal	15,600	68,080	16,340	64,940	..	5,970	23,290	4,937	23,094	..
Zanzibar and Pemba	..	19,365	137,100	142,265	6,951	62,220	41,916	..
Kenya Colony	3,324	5,440	48,420	22,285	..	2,438	2,500	15,188	7,450	..
Tanganyika Territory	..	157,125	666,850	329,775	53,060	2,21,865	96,275	..
Anglo-Egyptian Sudan	412,680	273,145	272,982	99,972	11,100	1,39,465	94,431	65,800	21,370	2,100
Mauritius and Dependencies	496,960	457,475	402,050	276,935	3,800	1,96,885	1,31,628	1,17,736	65,306	1,506
Seychelles	15,100	27,539	62,320	76,590	..	5,880	8,806	14,344	16,178	..
Other British Possessions	304	38	123	34	..
TOTAL BRITISH EMPIRE	1,822,351	2,386,772	3,254,882	1,950,624	29,096	7,26,714	8,03,924	10,25,791	5,82,460	10,722
Bulgaria	..	25,000	8,813
Syria	..	59,450	2,850	12,750	7,200	..	14,930	1,050	2,449	2,000
Mascat Territory and Trucial Oman	52,787	123,015	216,275	156,540	2,220	19,484	37,865	53,866	33,121	360
Other Native States in Arabia	..	137,080	99,560	103,605	50,793	30,049	21,725	..
Perak	72,276	666,365	719,785	705,477	2,936	29,170	1,50,545	1,55,990	1,38,259	1,464
Siam	56,063	16,148	..
Egypt*	..	13,600	2,550	73,220	5,512	600	19,087	..
Portuguese East Africa	1,178,517	1,488,607	2,087,502	1,128,928	106,990	2,65,834	3,56,544	4,22,924	2,23,801	22,905
Italian East Africa (Somaliland and Eritrea)	..	104,230	..	5,100	23,031	..	962	..
TOTAL FOREIGN COUNTRIES	1,303,580	2,667,347	3,128,522	2,241,686	119,346	3,14,488	6,47,883	6,64,479	4,55,552	26,719
Share of Bengal	4,760	6,240	5,504	1,773	11,596	3,330	4,200	4,578	1,100	5,922
.. Bombay	3,023,713	4,971,199	6,366,123	4,170,063	134,410	19,01,131	14,17,407	16,80,513	9,89,764	30,055
.. Sind	97,133	74,880	11,540	7,500	2,936	36,802	29,315	4,780	3,400	1,464
.. Madras	325	1,300	237	21,936	..	139	335	299	13,748	..
TOTAL	3,125,931	5,054,119	6,383,404	4,201,310	148,442	10,41,202	14,51,807	16,90,270	9,88,012	37,441
Other sorts (III. O)—	Yards	Yards	Yards	Yards	Yards					
United Kingdom	2,810	460	268,275	1,600	..	1,259	225	89,467	700	..
Cyprus	77,200	29,025
Pakistane	750	5,700	450	1,392	..
Aden and Dependencies	591,753	149,732	336,445	336,866	692,058	1,93,974	54,314	1,11,035	1,06,235	1,76,245
Mesopotamia	1,289,205	1,237,880	222,905	595,237	796,010	3,46,490	3,75,387	70,492	1,35,932	1,81,123
Bahrain Islands	720,650	265,260	259,680	482,325	623,640	2,75,948	99,806	67,713	1,60,933	2,82,050
Ceylon	98,339	454,371	143,751	645,163	313,893	46,343	2,14,568	65,043	3,32,483	1,20,900
Straits Settlements (including Labuan)	25,841	174,737	94,756	106,095	176,321	18,584	95,498	58,952	81,128	70,155
Federated Malay States	5,200	3,916	20,653	26,107	12,218	3,300	2,828	10,843	12,178	6,574
Egypt*	9,533	22,956
Cape of Good Hope	1,000	..	20,280	399	..	6,700
Natal	30,979	59,930	38,538	76,260	73,600	12,237	25,418	13,120	24,990	30,450
Zanzibar and Pemba	175,410	213,043	203,755	303,933	811,196	81,795	86,456	1,04,241	94,822	2,93,325
Kenya Colony	567,820	341,156	158,863	385,840	1,762,960	2,43,730	1,35,519	69,579	2,95,398	6,12,681
Tanganyika Territory	212,372	617,117	747,332	938,892	2,673,070	72,525	2,18,112	2,55,297	3,02,593	7,94,397
Somaliland Protectorate	19,200	19,200
Anglo-Egyptian Sudan	687,390	115,000	308,034	374,111	262,790	2,02,026	31,005	1,41,514	83,639	45,523
Mauritius and Dependencies	323,626	120,540	65,500	129,155	438,959	1,53,010	49,500	19,981	30,568	1,95,350
Seychelles	19,200	7,700	7,360	9,675	31,696	9,500	3,600	3,300	2,150	6,850
Fiji Islands	..	2,571	1,804
Other British Possessions	478	402	630	1,163	1,640	243	250	490	600	591
TOTAL BRITISH EMPIRE	4,780,806	3,763,795	2,879,264	5,199,027	3,766,917	16,98,120	13,94,200	10,81,916	16,70,779	27,92,950

* Shown as a Foreign Country from 1923-24.

No. 14—continued

ARTICLES, AND COUNTRIES OF FINAL DESTINATION; ALSO SHARE OF EACH PROVINCE	QUANTITY					VALUE				
	1922-23	1923-24	1924-25	1925-26	1926-27	1922-23	1923-24	1924-25	1925-26	1926-27
						Rs.	Rs.	Rs.	Rs.	Rs.
Articles—continued										
Yotton—continued										
MANUFACTURES—continued										
Piece goods—continued										
Grey (unbleached)—continued										
Other sorts (III.O)—continued	Yards	Yards	Yards	Yards	Yards					
Austria				9,500					2,672	
Roumania					27,200					6,742
Greece		3,500	32,000	15,960	47,500		1,359	13,376	9,728	11,775
Turkey, European				62,200	66,000				17,344	18,170
Turkey, Asiatic					98,100					22,060
Syria		65,600	4,800		235,400		20,306	2,400		60,340
Smyrna			7,000	2,300	24,000			2,846	1,192	6,220
Muscat Territory and Trucial Oman	423,965	191,430	72,290	228,455	157,490	1,78,872	67,554	22,904	87,298	84,637
Other Native States in Arabia	244,580	158,925	107,580	250,605	308,240	91,250	54,112	28,098	88,101	1,25,877
Persia	1,633,110	698,680	1,904,680	1,244,227	667,617	4,93,041	1,81,974	3,44,974	2,71,728	2,20,614
Java	20	72	1,200	8,250		10		500		
Siam		11,408		121,785	49,598		6,189		37,569	21,227
Indo-China (including Cochin-China, Cambodia, Annam, Tonkin and French leased territories in China)			3,000					1,200		
Egypt*		46,380	52,090	116,610	783,220		8,859	18,150	30,808	2,01,680
Portuguese East Africa	788,241	806,551	585,022	788,227	1,547,180	3,10,300	2,84,615	1,86,621	2,11,045	4,02,737
Italian East Africa (Somaliland and Britra)	120,024	40,245	29,350	161,110	606,700	35,310	13,978	10,806	41,090	1,35,400
French Somaliland				4,820	269,700				1,468	85,250
Other Foreign Countries	1,480	800	340	600	2,100	80	600	370	200	745
TOTAL FOREIGN COUNTRIES	3,211,420	2,623,571	2,500,267	2,994,699	4,389,485	11,00,333	6,39,667	6,22,078	7,68,782	14,24,179
Share of Bengal	101,467	52,354	29,247	16,120	4,120	42,745	26,142	16,236	6,284	2,680
" Bombay	7,871,893	5,381,798	5,266,866	8,021,468	12,570,192	27,43,792	18,05,253	16,42,891	22,26,419	41,23,741
" Sind	7,200	200	6,000	100		3,000	70	3,450	246	
" Madras	11,648	252,416	76,222	67,660	22,020	6,918	1,92,412	41,428	29,784	46,722
" Burma				4,000					4,000	
TOTAL	7,992,226	6,787,368	5,879,531	8,103,626	12,586,402	28,02,458	20,33,877	17,13,082	24,50,812	42,17,129
Total Gray (unbleached)—	Yards	Yards	Yards	Yards	Yards					
United Kingdom	2,810	460	268,879	1,663	320	1,259	225	80,596	744	110
Cyprus					77,200					19,026
Palestine			750	5,700	10,080			450	1,392	2,450
Aden and Dependences	2,290,613	2,414,946	1,994,603	1,656,681	2,080,210	8,04,520	7,20,207	5,82,858	4,48,587	5,14,418
Mesopotamia	5,785,642	9,617,595	13,090,690	10,664,148	882,848	19,04,616	29,32,460	26,08,388	22,87,246	21,0,800
Bahrain Islands	884,616	477,358	690,690	648,948	632,040	3,44,480	1,62,502	2,00,842	2,04,181	2,24,402
Maldives			1,400	4,800				1,350	2,223	
Ceylon	165,290	483,000	265,499	758,390	252,890	61,523	2,27,237	1,10,679	2,81,425	141,260
Straits Settlements (including Labuan)	292,041	401,436	382,525	462,199	520,550	1,65,391	2,24,999	2,24,788	2,21,066	2,62,078
Federated Malay States	80,202	54,496	65,192	150,244	168,218	43,424	32,928	42,769	76,248	84,224
Hongkong	1,212	2,200	320		840	640	1,820	250		450
Egypt*	48,833					42,916				
Cape of Good Hope			1,000		20,280			309		6,700
Natal	50,729	142,211	62,522	161,770	76,949	21,357	60,232	22,327	61,079	32,212
Zanzibar and Pemba	2,252,369	1,701,617	2,046,263	1,476,569	1,627,227	8,64,268	6,25,712	7,27,568	4,65,567	6,18,208
Kenya Colony	4,312,715	2,616,620	4,185,526	3,922,202	2,497,185	19,43,340	11,39,485	15,87,907	18,44,705	6,66,620
Tanganyika Territory	2,342,238	2,780,109	4,976,092	3,426,722	3,134,920	8,22,227	10,56,582	18,20,186	11,97,162	9,72,007
Somaliland Protectorate	19,200					19,200				
Anglo-Egyptian Sudan	1,823,030	1,050,855	1,477,151	742,680	425,545	6,24,585	3,62,977	4,52,564	1,09,129	93,913
Mauritius and Dependences	830,406	582,015	478,212	421,108	448,450	3,55,836	1,83,528	1,42,737	1,01,827	1,99,710
Seychelles	41,600	46,119	87,080	100,985	36,696	18,780	17,416	24,254	24,768	9,060
South Australia (including Northern Territory)	158				1,200	123				218
Victoria				5,459		7,762	50		2,076	
New South Wales	18,000	50								
Australian Commonwealth (Total)	18,158	50		5,458	1,200	7,880	50		8,076	231
Fiji Islands	3,000	2,595		700	600	2,000	1,844		126	170
Other British Possessions		252	80				200	40		
TOTAL BRITISH EMPIRE	21,225,654	22,673,634	20,076,760	24,625,931	12,269,319	81,20,990	77,56,054	97,20,240	72,16,724	41,12,290
Austria				9,500					2,672	
Bulgaria		25,000			27,200		1,359			6,742
Roumania					47,500					11,775
Greece		3,500	32,000	23,960	47,500				17,344	18,170
Turkey, European				62,200	66,000					22,060
Turkey, Asiatic					98,100					
Syria		209,290	37,250	45,980	486,820		20,306	2,400		1,14,710
Smyrna			7,000	2,300	24,000			2,846	1,192	6,220
Muscat Territory and Trucial Oman	533,152	414,550	259,750	460,920	207,360	2,20,411	1,46,197	1,14,113	1,17,569	71,942
Other Native States in Arabia	273,460	391,825	220,151	372,988	309,740	1,00,685	1,20,629	68,551	1,12,438	1,25,599

* Shown as a Foreign Country from 1922-24.

GENERAL EXPORTS

INDIAN MERCHANDISE

(784)

No. 14—continued

ARTICLES, AND COUNTRIES OF FINAL DESTINATION; ALSO SHARE OF EACH PROVINCE	QUANTITY					VALUE				
	1922-23	1923-24	1924-25	1925-26	1926-27	1922-23	1923-24	1924-25	1925-26	1926-27
	Yards	Yards	Yards	Yards	Yards	₹	₹	₹	₹	₹
Fertilisers—continued										
Cotton—continued										
MANUFACTURES—continued										
Fisco goods—continued										
Grey (unbleached)— <i>continued</i>										
Total Grey (unbleached)										
Perals	2,716,589	2,991,591	5,556,393	4,137,323	716,743	8,05,007	7,84,062	13,32,125	9,22,976	2,58,851
Java	520	902	1,200	8,250	600	410	465	500	2,500	400
Slam	591,367	131,958	435,924	734,890	50,158	2,20,399	55,139	1,50,125	1,86,815	21,601
Indo-China (including Cochin-China, Cambodia, Annam, Tonkin and French leased territories in China).	3,000	1,200	150	1,200	600	60
Egypt*	234,700	105,513	372,650	872,270	..	60,225	32,424	95,798	2,24,450
Portuguese East Africa . . .	5,538,045	6,053,608	6,626,387	5,536,810	2,825,055	18,17,980	18,40,007	17,29,059	14,36,462	8,24,411
Italian East Africa (Somali- land and Eritrea)	241,022	745,702	734,891	867,675	910,105	38,090	2,44,916	1,60,474	1,03,810	2,00,845
French Somaliland	1,000	62,732	406,625	469	17,905	72,650
Other Foreign Countries . .	1,480	800	472	600	2,150	850	600	314	200	780
TOTAL FOREIGN COUNTRIES	9,900,635	11,208,435	14,121,491	12,709,033	7,049,476	33,18,841	33,28,688	86,23,115	81,29,242	19,77,239
Share of Bengal	149,568	73,404	40,811	30,729	27,844	73,802	44,947	24,552	17,170	15,739
" Bombay	30,546,089	33,087,531	43,713,388	36,876,905	19,333,436	1,11,44,211	1,06,42,139	1,30,70,212	1,00,64,790	67,33,356
" Sind	122,683	79,230	17,640	8,650	2,916	49,152	31,185	8,230	3,645	1,464
" Madras	308,051	636,904	421,512	472,710	582,579	1,77,600	3,06,471	2,53,360	2,52,061	2,86,620
" Burma	7,000	7,100	..
TOTAL	31,126,289	33,877,069	44,198,251	37,394,964	19,948,705	1,14,44,771	1,10,84,742	1,33,56,355	1,08,44,966	60,89,619
White (bleached)—										
Chadars and Dhutias										
(III. O.)—										
Aden and Dependencies	Yards 300	Yards 7,700	Yards 7,000	Yards 2,800	..	350	4,089	3,148	1,000
Bahrain Islands	39,000	28,340	6,050	12,802	9,078	1,550
Ceylon	20,703	89	4,478	1,209	2,265	15,826	120	2,329	654	1,068
Straits Settlements (including Labuan)	41,673	39,999	26,045	37,698	33,240	28,861	25,119	15,570	24,130	20,072
Federated Malay States . .	7,532	14,334	2,425	14,430	8,836	6,430	10,767	2,200	9,935	5,323
Kenya Colony	49,425	18,150
Tanganyika Territory	18,300	5,000	6,400	1,500	..
Anglo-Egyptian Sudan	12,350	8,800	11,500	9,100	..	6,250	3,775	3,982	3,250
Fiji Islands	2,349	480	1,677	1,870	1,557	2,164	400	862	1,120	1,152
Other British Possessions . .	1,335	400	1,750	591	1,613	440	400	495	342	1,350
TOTAL BRITISH EMPIRE	73,592	117,427	110,175	107,633	65,411	53,721	61,556	48,522	54,334	34,770
Masket Territory and Trucial										
Oman										
Other Native States in Arabia	17,050	2,600	6,750	15,210	7,500	4,800	1,400	2,812	4,452	1,891
Perals	1,500	6,000	500	1,672	..
Egypt*	1,200	5,800	19,500	3,800	..	550	2,747	6,607	1,205	..
Portuguese East Africa	5,250	..	6,000	1,300	..	3,037	..
Italian East Africa (Somali- land and Eritrea)	6,450	4,500	1,600	3,125	3,124	500
Other Foreign Countries	500	1,740	600	200	580	600
TOTAL FOREIGN COUNTRIES	18,250	18,650	34,700	37,250	9,700	5,850	5,447	13,244	14,370	2,897
Share of Bengal	400	3,000	7,070	215	..	400	1,700	3,752	60
" Bombay	18,335	80,371	108,600	82,490	27,296	5,240	31,663	40,360	23,736	8,597
" Sind	1,200	1,700	650	750
" Madras	66,243	48,106	33,276	55,323	47,800	50,202	34,190	19,706	36,156	29,014
" Burma	6,069	3,079
TOTAL	91,842	131,077	144,875	144,883	75,111	59,071	67,003	61,766	68,704	37,667
Drills and Jeans (III. O.)—										
United Kingdom										
Aden and Dependencies	14,400	21,600	5,200	3,200	4,000	6,950	11,200	2,910	1,120	1,230
Mesopotamia	15,950	9,600	65,000	22,693	8,510	5,370	3,660	16,394	7,631	4,913
Bahrain Islands	4,320	2,040
Maldives	1,200	2,400	200	8,920	..	720	1,200	250	5,900
Jeylon	7,483	14,390	14,158	10,011	18,320	4,602	9,566	10,291	5,604	11,394
Straits Settlements (including Labuan)	470	4,035	4,010	7,696	5,640	490	2,138	2,429	4,415	3,351
Federated Malay States	2,000	1,071
Cape of Good Hope	1,000	4,270	73	16,414	..	719	2,365	52	8,700
Natal	903	11,525	6,403	3,403	..	519	6,939	3,784	2,150
Kenya Colony	1,975	13,063	23,795	2,040	1,989	2,700	9,332	21,412	1,284	1,271
Tanganyika Territory	3,871	3,204
Mauritius and Dependencies	800	1,200	120	1,600	1,200	60	..
Other British Possessions . . .	114	1,280	1,600	1,200	..	59	405	800	450	..
TOTAL BRITISH EMPIRE	44,213	67,371	142,478	81,521	69,236	23,375	39,889	67,980	29,350	40,040

No. 14—continued

ARTICLES, AND COUNTRIES OF FINAL DESTINATION; ALSO SHARE OF EACH PROVINCE	QUANTITY					VALUE				
	1922-23	1923-24	1924-25	1925-26	1926-27	1922-23	1923-24	1924-25	1925-26	1926-27
Textiles—continued										
Cotton—continued										
MANUFACTURES—continued										
Piece goods—continued										
White (bleached)—continued										
Drills and Jeans (III. O)— continued	Yards	Yards	Yards	Yards	Yards					
Syria	34,560	8,400
Persia	81	820	1,000	22,115	8,508	30	450	800	6,986	6,170
Native States in Arabia other than Maskat Territory and Trucial Oman	6,360	2,600
Philippine Islands and Guam	2,442	1,400
Egypt*	—	7,655	8,600	—	5,914	2,570
Portuguese East Africa	2,768	6,388	..	2,407	2,336	..
TOTAL FOREIGN COUNTRIES	9,197	8,475	5,100	28,503	45,508	5,037	6,364	3,070	9,312	14,970
Share of Bengal	1,200	12,400	6,400	35,000	23,640	1,360	3,720	4,700	7,925	14,720
.. Bombay	45,423	40,455	23,820	55,409	47,138	22,311	22,704	27,164	18,641	14,230
.. Sind	320	..	899	450	..	800	..
.. Madras	6,787	22,871	68,358	19,016	44,912	2,741	14,379	29,126	11,836	25,470
TOTAL	53,410	76,946	147,578	110,024	114,794	28,412	40,253	71,050	29,068	55,020
T-Cloth and -Domestics (III. O.)—	Yards	Yards	Yards	Yards	Yards					
Ceylon	53,611	20,176	15,258	8,571	24,729	22,767	6,177	7,723	4,223	22,827
Other British Possessions	200	277	3,750	28	549	125	461	900	64	631
TOTAL BRITISH EMPIRE	53,811	20,453	19,008	8,599	25,278	22,892	6,638	8,623	4,287	23,458
Portuguese East Africa	890	1,024
Share of Bombay	3,750	900
.. Madras	63,011	20,453	15,258	8,599	25,243	22,757	6,638	7,723	4,223	22,827
.. Burma	200	220	125	206
TOTAL	53,811	20,453	19,008	8,599	26,168	22,882	6,638	8,623	4,287	24,458
Shirts (III. O.)—	Yards	Yards	Yards	Yards	Yards					
Mesopotamia	53,795	13,492
Bahrain Islands	450	208,540	1,200	300	49,725	675
Ceylon	20,032	32,004	12,019	7,097	17,769	7,274	12,206	5,195	3,200	7,792
Straits Settlements (including Labuan)	4,737	11,228	20,124	22,512	8,636	2,430	5,927	6,312	6,312	3,073
Kenya Colony	4,329	2,805	1,724	1,308
Anglo-Egyptian Sudan	20,400	6,500	3,951	1,200
Other British Possessions	671	2,741	2,900	..	890	353	1,362	1,400	..	636
TOTAL BRITISH EMPIRE	25,890	312,707	39,756	20,009	23,945	10,357	29,515	16,866	14,504	15,702
Greece	18,259	7,000
Maskat Territory and Trucial Oman	19,850	1,800	..	4,295	400
Other Native States in Arabia	37,140	8,375
Persia	2,589	21,640	3,091	2,410	6,681	4,061	20,910	1,416	863	2,491
Portuguese East Africa	4,400	197	1,512	206	..
Other Foreign Countries	1,780	700
TOTAL FOREIGN COUNTRIES	2,589	165,889	9,271	2,607	8,481	4,061	41,180	3,628	1,069	2,891
Share of Bengal	240	..	700	250	..	000
.. Bombay	412,524	7,229	21,219	6,560	..	97,897	2,727	4,314	1,200
.. Sind	9,639	16,200	1,200	1,000	2,750	4,621	6,220	600	600	1,050
.. Madras	24,800	45,692	38,649	29,806	32,016	9,427	20,261	16,526	11,019	18,244
.. Burma	20	48
TOTAL	24,479	478,596	49,029	52,616	42,225	14,418	1,24,696	20,513	16,403	15,594

* Shows as a Foreign Country from 1923-24.

GENERAL EXPORTS

(786)

INDIAN MERCHANDISE

No. 14—continued

ARTICLES, AND COUNTRIES OF FINAL DESTINATION; ALSO SHARE OF EACH PROVINCE	QUANTITY					VALUE				
	1922-23	1923-24	1924-25	1925-26	1926-27	1922-23	1923-24	1924-25	1925-26	1926-27
Textiles—continued										
Cotton—continued										
MANUFACTURES—continued						R	R	R	R	R
Plees goods—continued										
White (bleached)—continued										
Other sorts (ILL. O) —	Yards	Yards	Yards	Yards	Yards					
United Kingdom	262	1,213	1,338	4,073	1,931	177	2,020	776	1,347	1,005
Aden and Dependencies	32,660	49,990	118,724	29,640	151,838	42,605	23,621	54,624	9,010	45,587
Mesopotamia	51,460	244,236	229,010	93,074	72,206	14,630	73,726	61,898	24,146	14,724
Bahrain Islands	68,900	50	25,127	13,125	15,800	27,735	50	11,024	3,324	4,161
Ceylon	214,929	31,921	103,856	144,709	173,984	95,788	47,805	59,217	71,481	91,414
Straits Settlements (including Labuan)	39,259	38,431	30,793	64,823	92,263	26,488	25,612	18,991	26,557	47,374
Federated Malay States	24,725	13,387	30,530	9,318	19,529	16,368	9,562	17,060	5,122	12,318
Egypt*	7,525	—	—	—	—	5,990	—	—	—	—
Zanzibar and Pemba	86,235	62,060	52,430	5,200	5,960	39,493	28,250	24,940	3,100	1,300
Kenya Colony	10,940	22,652	3,034	3,000	10,300	5,540	8,878	1,935	1,300	4,000
Tanganyika Territory	2,600	4,200	1,300	2,408	..	1,900	2,950	450	1,150	..
Anglo-Egyptian Sudan	36,430	3,880	6,500	7,630	..	9,100	3,180	2,000	2,280
Madagascar and Dependencies	5,250	11,874	5,400	..	200	3,240	2,100	3,000	..	200
Seychelles	5,420	3,200	1,200	4,860	1,640	450	..
Other British Possessions	416	3,719	4,399	376	3,397	373	1,684	2,384	546	1,758
TOTAL BRITISH EMPIRE	595,161	575,633	613,121	377,946	554,938	2,80,322	2,40,162	2,61,619	1,49,483	2,28,191
Foreign Countries										
Syria	57,600	16,500
Muscat Territory and Trucial Oman	59,490	39,950	65,540	24,955	10,400	29,000	15,697	23,125	7,134	2,917
Other Native States in Arabia	21,200	17,250	1,600	2,175	9,500	12,950	5,088	1,600	572	5,200
Persia	129,544	110,394	35,839	29,164	49,895	36,370	29,792	12,172	8,230	19,065
Slam	6,000	2,520	..
Egypt*	—	16,840	5,760	50,400	515,920	—	9,900	2,400	12,600	1,48,574
Portuguese East Africa	9,890	18,080	50,715	31,833	46,716	5,440	8,450	17,362	20,935	12,730
Italian East Africa (Somal- land and Eritrea)	900	..	7,300	..	21,600	500	..	2,500	..	5,850
French Somaliland	1,760	6,400	947	1,760
Other Foreign Countries	224	80	3,000	8,468	..	165	70	1,100	2,836
TOTAL FOREIGN COUNTRIES	221,024	201,738	166,834	199,237	726,497	86,160	69,093	64,729	54,038	2,10,482
Share of Bengal	7,000	14,674	3,945	4,361	6,250	6,617	3,440	3,070	2,395	3,959
„ Bombay	559,326	641,775	659,343	410,237	1,029,945	2,33,143	2,36,559	2,47,978	1,24,527	2,95,344
„ Madras	1,440	26,930	19,224	1,725	3,040	600	11,265	9,363	375	1,130
„ Burma	256,699	93,992	100,443	160,145	243,200	1,23,052	57,991	64,733	75,532	1,37,030
„ Burma	120	..	2,000	265	..	65	..	1,200	191	..
TOTAL	816,185	777,371	784,955	577,233	1,281,435	3,66,482	3,09,255	3,26,348	2,03,521	4,38,673
Total White (bleached)—	Yards	Yards	Yards	Yards	Yards					
United Kingdom	262	1,490	1,333	31,931	2,804	177	2,490	776	5,941	1,642
Aden and Dependencies	97,060	71,890	131,624	39,340	158,638	49,555	35,171	61,623	13,278	47,767
Mesopotamia	67,410	307,681	294,610	115,767	80,806	20,000	90,898	73,542	31,777	19,726
Bahrain Islands	69,350	208,590	69,647	41,465	21,600	28,035	48,775	26,541	12,397	5,711
Maldives	1,200	4,080	700	10,720	..	720	1,300	450	6,350
Ceylon	316,703	143,530	149,769	171,697	247,067	1,45,247	77,964	84,755	85,517	1,35,506
Straits Settlements (includ- ing Labuan)	36,339	93,753	80,982	132,724	139,999	58,294	58,796	45,302	63,315	74,060

* Shown as a Foreign Country from 1923-24.

No. 14—continued

ARTICLES AND COUNTRIES OF FINAL DESTINATION; ALSO SHARE OF EACH PROVINCE	QUANTITY					VALUE				
	1922-23	1923-24	1924-25	1925-26	1926-27	1922-23	1923-24	1924-25	1925-26	1926-27
Articles—continued										
Cotton—continued										
MANUFACTURES—continued										
Piece goods—continued										
White (bleached)—continued										
Total White (bleached)— continued	Yards	Yards	Yards	Yards	Yards					
Federated Malay States	32,257	23,312	35,005	23,748	31,006	22,793	20,716	20,060	15,057	19,234
Egypt *	7,525	—	—	—	—	5,900	—	—	—	—
Cape of Good Hope	—	1,153	4,669	319	16,843	—	893	2,305	808	9,168
Natal	—	3,649	12,395	6,994	4,032	—	2,004	7,579	4,626	2,740
Zanzibar and Pemba	38,170	62,060	52,430	5,200	5,900	40,253	23,230	24,940	2,100	1,900
Kenya Colony	12,915	39,479	23,124	5,040	12,229	5,240	38,070	25,350	2,534	5,273
Tanganyika Territory	6,471	4,200	19,800	7,408	—	5,104	2,950	6,550	2,850	—
Anglo-Egyptian Sudan	—	48,830	17,630	23,400	23,340	—	15,250	9,955	9,323	9,700
Mauritius and Dependencies	5,250	12,674	7,750	120	200	3,240	2,700	4,445	60	200
Seychelles	—	6,220	4,300	2,400	200	—	5,100	2,440	900	200
Fiji Islands	2,349	3,520	1,677	1,670	1,864	2,164	1,225	568	1,130	1,472
Other British Possessions	601	860	2,250	125	1,240	265	550	1,304	90	400
TOTAL BRITISH EMPIRE	792,667	1,094,091	923,540	625,708	753,753	3,00,657	4,33,761	4,05,629	2,62,333	3,33,173
Greece	—	18,259	—	1,500	—	—	7,000	—	300	—
Syria	—	—	—	—	92,160	—	—	—	—	24,900
Mascat Territory and Trucial Oman	76,540	61,400	72,200	40,165	19,700	23,300	21,902	20,987	11,586	5,214
Other Native States in Arabia	27,550	54,390	3,100	3,175	9,500	16,450	13,463	2,100	2,344	6,300
Peria	139,414	208,654	60,830	67,489	66,032	42,011	53,899	20,695	17,266	24,725
Siam	—	—	600	7,740	—	—	—	300	2,400	—
Philippine Islands and Guam *	—	—	—	—	2,442	—	—	—	—	1,400
Egypt *	—	23,495	9,260	55,400	515,320	—	15,814	4,970	15,637	1,45,674
Portuguese East Africa	12,656	—	55,115	33,413	47,603	7,847	9,750	19,374	23,497	13,754
Italian East Africa (Somal- land and Britree)	900	23,330	12,750	4,300	22,200	500	—	5,625	2,124	6,300
French Somaliland	—	—	1,680	1,750	5,400	—	—	600	947	1,740
Other Foreign Countries	—	224	80	1,500	9,056	—	106	70	800	3,356
TOTAL FOREIGN COUNTRIES	257,060	389,752	215,905	267,647	791,076	1,00,008	1,22,034	34,871	72,799	2,32,325
Share of Bengal	2,440	27,474	14,945	46,921	29,295	6,227	22,500	19,079	16,143	17,329
" Bombay	614,724	1,176,825	361,733	559,948	1,119,937	2,61,099	3,23,523	2,19,139	1,76,293	2,19,871
" Madras	12,279	45,759	20,424	3,325	6,790	5,321	12,245	9,962	1,675	2,840
" Madras	407,945	233,914	246,123	272,333	492,782	3,14,239	1,25,259	1,67,879	1,39,486	2,20,981
" Burma	6,329	80	2,000	265	230	2,249	48	1,200	191	265
TOTAL	1,049,727	1,483,843	1,144,445	893,355	1,544,829	4,01,265	5,55,795	4,40,500	2,35,132	5,70,298

* shown as a Foreign Country from 1923-24.

GENERAL EXPORTS

(788)

INDIAN MERCHANDISE

No. 14—continued

ARTICLES, AND COUNTRIES OF FINAL DESTINATION; ALSO SHARE OF EACH PROVINCE	QUANTITY					VALUE				
	1922-23	1923-24	1924-25	1925-26	1926-27	1922-23	1923-24	1924-25	1925-26	1926-27
Textiles—continued										
Cotton—continued										
MANUFACTURES—continued										
Piece goods—continued										
Coloured, printed, or dyed—										
Lungs and Saris (III. O)—	Yards	Yards	Yards	Yards	Yards	R	R	R	R	R
United Kingdom	2,594	9,028	220	80	..	3,248	4,514	114	100
Aden and Dependencies	119,082	220,879	144,586	78,575	60,180	77,012	1,02,952	68,016	80,431	28,980
Mesopotamia	1,200	27,690	..	140	..	600	11,620	..	120	..
Bahrain Islands	18,450	83,938	161,050	29,266	11,450	10,955	28,903	56,341	8,959	3,550
Maldives	900	1,125	1,200	1,000	1,500	1,000
Ceylon	√7,656,620	12,140,991	9,647,658	7,416,818	6,919,244	29,94,839	55,42,625	45,97,358	31,78,060	28,25,522
Straits Settlements (including Labuan)	16,750,469	21,599,395	19,804,338	21,732,349	21,872,494	1,26,14,735	1,45,94,385	1,18,74,941	1,28,08,708	1,28,50,543
Federated Malay States	214,626	388,818	242,245	671,670	854,622	2,02,064	3,42,569	2,08,964	5,47,166	6,59,153
Natal	12,940	86,262	15,594	45,991	18,504	7,985	55,764	11,707	29,819	19,442
Zanzibar and Pemba	57,020	76,961	80,838	20,100	1,560	22,950	33,300	33,975	7,403	745
Kenya Colony	207,769	529,864	505,390	354,471	13,600	1,27,044	2,26,535	2,45,479	1,62,626	5,900
Tanganyika Territory	18,925	108,120	171,130	79,699	..	8,896	45,770	70,710	31,765	..
Anglo-Egyptian Sudan	679,258	1,221,658	1,502,777	937,357	1,205,040	4,12,807	6,02,660	6,26,814	3,87,597	4,37,566
Mauritius and Dependencies	398,827	136,690	131,031	70,840	116,241	1,70,255	79,958	94,716	45,232	61,165
New South Wales	1,052	..	40	3,650	..	50
Australian Commonwealth (Total)	1,052	..	40	3,650	..	50
Fiji Islands	3,128	2,674	8,374	6,520	11,829	3,593	3,117	7,911	8,066	11,355
Other British Possessions	900	2,400	600	900	525	500
TOTAL BRITISH EMPIRE	25,979,316	36,621,514	31,925,874	31,447,541	31,036,594	1,66,56,935	2,16,73,456	1,79,08,396	1,72,48,141	1,69,84,291
Foreign Countries										
Mascat Territory and Trucial Oman	144,168	252,774	232,528	133,758	96,325	75,470	1,30,375	1,03,862	54,779	46,850
Other Native States in Arabia	27,990	47,325	38,500	27,571	11,535	18,810	17,327	17,642	10,457	6,087
Persia	8,900	54,195	15,100	39,222	13,710	5,115	22,260	6,120	11,420	5,180
Sumatra	178,740	89,640	451,702	184,440	244,760	1,33,020	49,155	2,36,625	96,480	1,13,770
Java	123,640	876,726	1,688,671	1,471,168	1,508,400	91,485	6,06,886	8,24,140	6,77,470	6,91,100
Celebes and other Islands	9,000	6,400	..
Siam	73,403	89,490	88,206	22,890	15,392	56,477	59,720	25,752	14,230	7,850
Indo-China (including Cochin-China, Cambodia, Annam, Tonkin and French leased territories in China)	1,035	1,832	900	750	450	1,105	1,256	500	625	250
China (exclusive of Hongkong and Macao)	5,915	250	4,405	410
Egypt*	1,503	..	1,150	1,168	..	300	..
Portuguese East Africa	123,520	121,652	13,520	3,967	..	52,073	49,188	6,376	1,602	..
Italian East Africa (Somaliland and Eritrea)	19,050	38,100	87,380	70,045	38,900	10,625	15,441	39,632	27,350	13,100
Other Foreign Countries	4	45	..	1,200	..	7	50	..	449	..
TOTAL FOREIGN COUNTRIES	711,445	1,568,522	2,566,592	1,965,721	1,924,472	4,48,592	9,52,736	12,70,649	9,01,612	8,84,197
Share of Bengal	118,179	26,628	6,626	5,723	7,056	73,387	17,692	6,850	7,394	3,340
" Bombay	1,541,798	3,052,819	3,015,826	1,858,527	1,466,131	9,06,449	41,05,244	13,13,738	7,73,345	5,53,420
" Sind	36	20	..
" Madras	25,029,086	30,110,179	31,469,304	31,541,033	31,531,801	1,61,23,737	1,35,02,725	1,78,52,925	1,73,60,992	1,79,57,337
" Burma	1,693	412	710	7,944	6,629	1,954	621	532	7,522	3,335
TOTAL	26,690,761	38,190,036	34,492,466	33,413,262	33,011,066	1,71,05,527	2,26,26,192	1,91,74,045	1,91,69,758	1,78,18,488
Drills and Jeans (III. O)—	Yards	Yards	Yards	Yards	Yards					
Palestine	144,000	41,760	8,640	36,620	9,532	2,100
Aden and Dependencies	1,200	6,255	61,759	19,020	49,800	600	3,662	21,678	6,307	12,000
Mesopotamia	7,499,193	8,075,595	8,427,427	4,141,789	356,736	24,23,281	24,69,798	22,63,292	10,92,018	76,851
Bahrain Islands	154,580	96,000	251,430	117,061	1,320	59,036	26,217	67,295	26,393	350
Ceylon	144,196	93,993	163,064	215,164	128,368	94,991	60,022	1,02,343	95,593	60,613
Straits Settlements (including Labuan)	44,607	41,800	50,021	29,159	29,660	32,830	29,184	26,245	14,216	13,730
Egypt*	849,372	3,25,398
Cape of Good Hope	6,820	13,360	2,577	9,316	..	3,332	3,351	1,336	4,630
Natal	10,320	103,386	276,373	258,523	24,280	3,540	39,274	89,203	66,561	12,112
Zanzibar and Pemba	36,200	16,800	23,960	49,270	7,900	17,550	8,500	12,470	15,359	2,850

* Shows as a Foreign Country from 1923-24.

No. 14—continued

ARTICLES AND COUNTRIES OF FINAL DESTINATION; ALSO SHARE OF EACH PROVINCE	QUANTITY					VALUE				
	1922-23	1923-24	1924-25	1925-26	1926-27	1922-23	1923-24	1924-25	1925-26	1926-27
Textiles—continued										
Cotton—continued										
Manufactures—continued										
Piece goods—continued										
Coloured, printed, or dyed— —continued										
Drills and Jeans (III-O) —continued	Yards	Yards	Yards	Yards	Yards					
Kenya Colony	869,645	514,924	690,473	480,308	12,000	3,05,437	2,31,198	2,00,744	1,70,490	5,711
Tanganyika Territory	50,100	51,760	40,100	40,260	5,900	20,380	17,050	13,050	15,855	2,050
Anglo-Egyptian Sudan	30,160	13,720	4,440	12,120	6,900	300
Mauritius and Dependencies	17,096	44,220	53,320	106,140	..	15,356	15,580	15,320	24,540	..
Seychelles	21,600	29,720	22,075	13,576	29,500	12,530	16,000	17,200	6,700	13,350
Fiji Islands	..	5,170	2,430	5,700	2,322
Other British Possessions	94	2,596	35	1,280
TOTAL BRITISH EMPIRE	9,722,271	9,103,323	10,230,792	5,494,946	676,006	36,12,409	29,22,995	29,75,622	15,51,320	2,00,186
Italy	3,040	2,321
Greece	15,840	4,310
Turkey, European	7,200	79,260	141,020	2,155	17,055	24,300
Syria	227,080	1,167,061	582,920	304,568	324,550	74,380	3,54,593	1,67,269	70,047	60,412
Maskat Territory and Trucial Oman	11,900	2,252	30,220	62,220	13,000	3,925	1,650	11,268	13,037	3,200
Other Native States in Arabia	157,080	189,915	204,123	136,440	227,000	63,812	55,056	65,937	29,576	40,000
Persia	752,674	2,412,937	2,555,990	2,555,991	4,359	2,77,045	3,49,027	1,63,781	10,40,469	2,030
Siam	11,828	7,650	5,050	3,074
Philippine Islands and Guam	5,581	2,707
China (exclusive of Hong- kong and Macao)	..	14,334	6,615	24,430	6,023	..	11,429	4,374	13,123	2,917
Egypt*	..	1,615,920	1,605,520	1,893,448	477,300	..	5,32,322	4,94,127	4,63,311	1,10,760
Portuguese East Africa	104,214	184,259	354,410	352,473	187,732	44,912	99,664	1,61,269	1,46,343	71,230
Italian East Africa (Somali- land and Eritrea)	..	4,300	..	1,410	2,400	..	300	..
Other Foreign Countries	309	225
TOTAL FOREIGN COUNTRIES	1,263,548	5,591,528	6,709,187	6,422,117	1,305,015	4,54,024	19,08,969	22,32,237	18,04,457	3,49,861
Shares of Bengal	5,300	8,254	27,440	6,000	12,000	2,320	7,371	12,339	4,422	4,300
.. Bombay	10,301,262	14,512,800	10,662,660	11,860,099	1,319,719	37,37,913	47,03,744	30,38,612	32,19,676	4,68,225
.. Sind	3,454	2,707	300	123	..	2,712	2,339	1,000	110	..
.. Madras	180,903	165,039	243,080	270,222	233,302	1,21,949	1,12,419	1,66,648	1,32,458	1,11,772
TOTAL	10,991,819	14,694,851	16,939,979	11,917,063	2,085,021	38,67,433	48,31,964	52,07,859	33,55,776	5,58,797
Other sorts (III. O)	Yards	Yards	Yards	Yards	Yards					
United Kingdom	26,492	52,012	67,155	14,750	31,072	16,942	25,057	27,066	12,117	17,715
Gibraltar	1,075	230	4,400	700	30	3,019
Palestine	..	7,050	..	15,360	716,734	..	2,400	..	4,423	2,40,094
Aden and Dependencies	3,954,635	3,542,275	3,493,226	2,721,248	4,267,942	20,16,294	15,91,068	13,63,741	10,55,738	14,90,802
Mesopotamia	19,505,430	22,761,300	27,030,685	18,746,500	37,014,920	52,56,356	55,33,419	65,41,086	40,24,268	1,04,61,392
Bahrain Islands	4,210,010	3,804,259	5,205,670	3,077,244	4,317,984	23,64,997	15,44,252	12,12,229	12,61,473	20,06,093
Maldives	6,400	7,150	27,630	200	300	5,900	7,600	10,091	400	320
Ceylon	8,848,122	3,338,916	5,775,464	9,871,827	14,022,102	60,35,767	18,59,555	24,58,064	57,15,492	76,39,441
Straits Settlements (including Labuan)	4,587,356	1,294,643	1,449,267	2,303,457	2,868,222	23,58,117	10,56,961	10,69,470	31,21,627	23,24,927
Federated Malay States	80,700	73,080	184,451	213,261	245,032	78,736	61,303	1,42,154	2,70,706	2,19,796
Hongkong	2,170	1,030	220	400	..	2,220	305	375	225	..
Egypt*	232,260	1,20,920
Gold Coast (including British Togoland)	861	1,120
Cape of Good Hope	43,180	13,763	20,181	37,223	191,983	14,600	7,243	12,723	16,306	23,722
Natal	840,723	1,219,000	767,576	1,172,077	956,322	4,20,720	4,35,123	3,49,090	3,56,227	4,05,800
Transvaal	2,126	1,310
Zanzibar and Pemba	1,252,780	1,493,964	1,300,992	1,144,051	2,303,017	6,29,476	6,24,737	5,45,043	4,37,391	10,02,400
Kenya Colony	2,451,640	2,218,606	1,725,614	2,316,315	5,332,732	11,28,696	9,19,205	7,17,135	9,33,999	16,03,602
Tanganyika Territory	1,171,931	1,274,602	1,506,133	2,237,551	6,290,594	4,00,720	4,35,622	6,32,341	11,41,547	15,82,682

* Shown as a Foreign Country from 1922-24.

GENERAL EXPORTS

790)

INDIAN MERCHANDISE

No. 14—continued

ARTICLES, AND COUNTRIES OF FINAL DESTINATION; ALSO SHARE OF EACH PROVINCE	QUANTITY					VALUE				
	1922-23	1923-24	1924-25	1925-26	1926-27	1922-23	1923-24	1924-25	1925-26	1926-27
Textiles—continued						R	R	R	R	R
Cotton—continued										
MANUFACTURES—continued										
Piecegoods—continued										
Coloured, printed, or dyed—continued										
Other sorts (H.L. O) —continued	Yards	Yards	Yards	Yards	Yards					
Somaliand Protectorate	3,206	3,200
Anglo-Egyptian Sudan	253,748	482,456	493,370	382,033	288,625	1,00,497	2,22,756	1,81,363	1,23,417	71,
Mauritius and Dependencies	1,977,200	1,185,171	945,279	2,099,371	1,808,329	8,57,144	4,84,486	4,11,796	6,96,940	7,69,
Seychelles	589,158	676,346	490,286	415,393	549,885	2,07,225	2,22,573	1,84,088	1,29,396	1,58,
Western Australia	23,469	8,740
South Australia (including Northern Territory)	47,476	14,518	3,493	..	2,000	18,479	7,459	1,791	..	1,
Victoria	..	4,420	6,000	..	2,478	1,
New South Wales	3,614	600	2,020	865	..	3,208	900	1,780	800	..
Australian Commonwealth (Total)	79,559	19,538	6,513	865	8,000	30,427	10,337	3,521	800	3,
Fiji Islands	7,578	32,623	1,600	4,741	5,941	6,870	8,564	1,000	4,524	8,
Other British Possessions	240	400	30	400
TOTAL BRITISH EMPIRE	50,278,894	43,479,614	50,627,753	9,975,822	82,731,077	2,22,27,796	1,51,74,506	1,75,27,860	1,93,65,195	3,00,50,
France	23,546	61,300	162	..	43,440	16,900	56,700	100	..	23,
Italy	30,420	3,120
Greece	..	200	..	92,640	250	..	19,300	..
Turkey, European	4,500	9,100	20,280	14,840	164,160	3,500	4,900	6,176	6,737	48,7
Syria	306,580	849,633	99,940	238,980	2,043,780	1,31,790	3,05,684	48,956	73,986	6,95,5
Smyrna	7,500	7,200	1,708	2,1
Mascat Territory and Trucial Oman	3,325,659	2,662,023	2,414,931	2,056,990	2,657,227	14,60,736	10,15,877	8,34,743	6,95,556	10,03,9
Other Native States in Arabia	5,044,036	3,269,608	2,967,934	1,679,798	3,978,759	20,66,923	11,94,446	11,73,181	6,21,544	18,51,0
Peria	24,022,496	21,876,325	22,629,477	21,203,591	36,986,100	91,17,383	69,40,154	82,49,617	61,69,405	1,05,38,4
Benjam Island	5,760	38,100	24,500	39,600	11,700	2,760	10,200	3,300	19,950	4,3
Sumatra	..	20,160	11,520	..	1,069	..	8,320	5,040	..	6
Celebes and other Islands	10,765	8,519	..
Java	34,809	84,888	16,500	31,540	16,775	16,084	39,173	8,520	24,140	6,0
✓Siam	1,193,561	1,707,055	1,621,190	1,474,844	1,667,665	12,12,012	13,78,725	12,89,197	9,21,820	9,88,4
Indo-China (including Cochin-China, Cambodia, Annam, Tonkin and French leased territories in China)	105,145	101,700	396,840	90,392	89,800	2,86,97
China (exclusive of Hong-kong and Macao)	30,248	40,069	69,835	64,575	16,000	11,584	17,360	30,912	27,469	6,85
Egypt*	..	527,990	163,090	442,158	1,540,530	..	1,67,294	54,172	1,33,558	4,30,97
Tunis	10,224	8,800
Portuguese East Africa	2,498,099	1,994,015	2,313,575	2,939,339	7,278,005	9,85,632	7,33,137	7,99,117	1,896,051	18,03,24
Reunion	24,000	12,00
Italian East Africa (Somali-land and Eritrea)	314,227	459,851	634,615	782,031	1,030,267	1,57,753	1,60,920	1,93,115	2,57,064	2,99,17
French Somaliland	2,400	107,846	163,940	643	43,071	45,54
United States of America—										
Via Atlantic Coast	4,000	2,821	2,593	..	47,222	6,762	4,323	2,175	..	38,77
" Pacific "	1,831	1,66
Other Foreign Countries	..	16	..	1,372	1,035	..	23	..	677	53
TOTAL FOREIGN COUNTRIES	36,313,745	33,693,154	34,108,226	31,239,259	58,095,604	1,51,98,619	1,20,37,696	1,23,06,381	1,00,15,155	1,81,73,74
Share of Bengal	134,531	134,302	36,306	35,499	62,395	1,60,297	1,13,179	1,14,663	47,603	57,11
" Bombay	77,475,595	67,463,770	78,766,024	69,315,523	126,317,993	3,13,21,432	3,28,59,433	2,64,46,379	2,14,02,005	3,95,04,76
" Sind	329,269	456,850	367,333	397,441	321,515	1,58,618	2,06,313	1,58,520	1,71,745	1,31,15
" Madras	2,102,396	7,027,275	5,515,262	71,450,477	14,222,543	52,85,816	40,26,968	36,13,009	77,46,023	34,29,11
" Burma	343	571	1,104	16,140	2,235	252	304	1,280	13,374	1,31
TOTAL	87,092,639	77,062,763	84,735,979	81,215,080	140,826,681	3,74,26,415	2,72,12,202	2,98,33,741	2,93,80,350	4,82,23,953

* Shown as a Foreign Country from 1923-24.

No. 14—continued

ARTICLES, AND COUNTRIES OF FINAL DESTINATION; ALSO SHARE OF EACH PROVINCE	QUANTITY					VALUE				
	1922-23	1923-24	1924-25	1925-26	1926-27	1922-23	1923-24	1924-25	1925-26	1926-27
Textiles—continued										
Cotton—continued										
MANUFACTURES—continued										
Piece goods—continued										
Coloured, printed, or dyed—										
continued										
Total Coloured, printed, or dyed—	Yards	Yards	Yards	Yards	Yards	Rs	Rs	Rs	Rs	Rs
United Kingdom	28,492	55,808	76,193	14,064	21,549	16,942	38,308	41,590	12,304	16,008
Gibraltar	1,075	280	4,400	700	80	3,019
Palestine	..	7,050	144,300	57,120	725,374	..	2,400	36,120	13,955	2,31,194
Aden and Dependencies	4,077,115	3,769,409	3,699,571	2,819,443	4,577,372	20,98,906	16,97,682	14,53,435	10,92,476	15,22,122
Mesopotamia	27,006,825	30,864,575	35,503,112	22,838,439	37,371,406	32,80,237	80,64,837	83,04,578	51,16,500	1,05,23,244
Bahrain Islands	4,883,040	3,984,197	6,812,350	2,222,571	4,330,654	24,34,938	15,99,372	10,34,965	12,90,828	20,09,993
Maldives	6,400	7,150	18,580	1,435	3,780	5,900	7,600	11,091	1,900	2,320
Ceylon	16,643,938	15,573,810	15,591,186	17,503,800	21,075,714	81,35,567	74,62,203	81,37,765	89,89,180	1,06,25,946
Straits Settlements (including Labuan)	21,382,432	22,935,643	20,904,221	25,564,965	24,765,436	1,55,05,732	1,56,80,530	1,29,70,656	1,59,44,821	1,52,29,250
Federated Malay States	295,416	456,898	424,896	984,931	1,009,654	2,30,800	4,04,972	2,51,118	2,17,971	5,78,940
Hongkong	2,170	1,080	320	400	..	2,230	635	378	225	..
Egypt*	1,131,732	4,46,318
Gold Coast (including British Togoland)	861	1,120
Cape of Good Hope	43,180	19,533	33,541	40,705	111,299	14,600	10,590	23,064	18,144	33,412
Natal	863,938	1,408,598	1,659,543	1,478,591	999,108	4,32,245	5,30,168	4,50,000	4,54,617	4,21,444
Transvaal	2,128	1,810
Zanzibar and Pemba	1,448,000	1,587,225	1,405,790	1,218,451	3,312,477	5,69,976	6,76,537	15,91,498	4,60,653	10,05,993
Kenya Colony	3,529,064	3,233,474	2,921,477	3,631,539	6,888,223	14,61,169	13,66,968	12,63,408	13,28,116	16,19,814
Tanganyika Territory	1,240,956	1,434,482	1,807,418	2,467,510	6,396,494	4,90,556	5,49,042	7,67,211	11,89,467	15,65,832
Somaliland Protectorate	3,200	600	3,200	800
Anglo-Egyptian Sudan	963,166	1,722,334	1,994,147	1,319,390	1,498,105	5,24,934	8,32,216	3,08,167	5,11,014	5,10,341
Mauritius and Dependencies	2,233,123	1,366,081	1,129,630	2,276,251	1,924,570	10,42,755	5,80,104	5,21,661	7,64,668	8,30,723
Seychelles	610,758	706,066	513,961	431,399	579,285	2,16,605	2,38,572	2,01,628	1,84,621	1,71,004
Western Australia	23,469	3,740
South Australia (including Northern Territory)	47,476	14,518	3,492	..	2,000	18,479	7,459	1,791	..	1,656
Victoria	..	4,420	6,000	..	2,478	1,840
New South Wales	9,466	600	2,060	895	..	6,856	900	1,780	800	..
Australian Commonwealth (Total)	80,621	19,538	5,553	365	8,000	34,977	10,227	1,371	390	3,205
Fiji Islands	10,706	20,467	12,204	11,261	17,770	10,468	17,321	11,398	12,590	19,581
Other British Possessions	240	400	800	30	400	235
TOTAL BRITISH EMPIRE	85,986,481	89,204,451	92,784,419	86,918,309	114,487,677	4,22,96,140	3,97,70,367	3,84,06,878	3,81,64,378	4,77,93,635
France	23,550	61,300	162	..	143,440	16,907	69,700	100	..	23,168
Italy	19,060	5,471
Greece	..	200	15,340	92,640	250	4,210	19,800	..
Turkey, European	4,500	9,100	27,480	94,100	305,180	3,500	4,900	8,322	24,422	53,060
Byzantine	543,600	2,016,694	683,760	543,543	2,369,340	2,06,120	6,80,276	2,06,126	1,44,088	7,34,988
Smyrna	7,500	7,200	1,704	2,100
Masbat Territory and Trucial Oman	2,481,447	2,917,049	2,677,676	2,252,933	2,766,552	15,40,131	11,47,391	9,49,873	7,62,972	10,54,045
Other Native States in Arabia	5,230,006	3,606,848	3,210,647	1,843,309	4,217,234	21,39,545	12,89,859	12,46,760	6,82,677	17,06,070
Persia	24,785,120	24,343,597	27,581,597	24,798,304	37,004,139	93,99,543	78,11,441	96,94,518	72,20,294	1,06,46,606
Hanjam Island	5,760	38,100	24,560	39,660	11,700	2,760	10,200	3,300	19,910	4,800
Sumatra	178,740	109,800	484,031	184,440	245,829	1,32,020	87,975	2,42,190	96,480	1,14,438
Java	153,449	961,614	1,706,231	1,892,723	1,525,175	1,07,569	6,45,649	8,42,460	7,01,510	8,97,320
Celebes and other Islands	20,255	15,219	..
Slam Indo-China (including Cochin-China, Cambodia, Annam, Tonquin and French leased territories in China)	1,085	1,332	108,045	162,450	397,290	1,105	1,255	99,492	90,425	2,37,220
Philippine Islands and Guam	1,121	6,408	542	2,097
China (exclusive of Hongkong and Macao)	36,163	54,853	76,480	89,055	22,033	15,269	29,199	35,136	40,597	9,769
Egypt*	..	2,145,418	1,768,510	2,326,756	2,027,239	..	7,00,794	5,48,369	6,02,060	6,41,721
Tunisi	10,224	8,500
Portuguese East Africa	2,725,333	2,299,926	2,681,505	3,294,823	7,465,797	10,82,617	8,81,989	9,66,762	10,43,901	18,74,522
Reunion	7	..	24,000	12,000
Italian East Africa (Somaliland and Britania)	333,277	467,351	721,994	892,536	1,073,187	1,66,378	1,79,761	2,32,747	2,34,714	2,12,275
French Somaliland	2,480	109,045	163,940	643	45,520	45,540

* Shown as a Foreign Country from 1922-24.

GENERAL EXPORTS

INDIAN MERCHANDISE

No. 14—continued

ARTICLES, AND COUNTRIES OF FINAL DESTINATION; ALSO SHARE OF EACH PROVINCE	QUANTITY					VALUE				
	1922-23	1923-24	1924-25	1925-26	1926-27	1922-23	1923-24	1924-25	1925-26	1926-27
						₹	₹	₹	₹	₹
<i>Textiles—continued</i>										
<i>Orton—continued</i>										
<i>MANUFACTURES—continued</i>										
<i>Piece goods—continued</i>										
Coloured, printed, or dyed— concluded										
Total coloured, printed, or dyed— <i>continued</i>	Yard	Yards	Yards	Yards	Yards					
United States of America— Via Atlantic Coast	4,000	2,821	2,593	..	47,222	6,762	4,328	2,175	..	33,774
" Pacific "	1,881	1,961
Other Foreign Countries	..	61	..	251	213	..	78	..	135	141
TOTAL FOREIGN COUNTRIES	88,788,738	40,763,204	43,384,005	39,627,098	61,415,091	1,61,01,235	1,48,09,401	1,68,09,357	1,27,21,254	1,94,07,604
Share of Bengal	308,310	169,182	120,372	47,822	81,350	2,37,504	1,43,652	1,34,392	89,949	64,551
" Bombay	59,819,245	32,035,449	33,445,509	32,314,149	129,503,893	3,64,65,793	3,13,73,421	3,37,98,629	2,53,94,626	4,06,01,021
" Sind	332,733	459,557	368,983	397,619	321,515	1,62,330	2,09,767	1,59,520	1,71,875	1,31,151
" Madras	34,312,985	37,302,484	37,332,646	43,262,331	45,987,646	2,15,31,542	2,26,42,103	2,16,31,532	2,52,30,473	2,57,93,771
" Burma	1,948	983	1,314	24,084	3,364	2,206	1,425	1,812	19,906	5,641
TOTAL	124,775,210	129,967,655	136,168,424	126,545,405	175,902,768	5,83,99,375	5,46,70,358	5,47,15,935	5,08,85,829	6,68,01,228
<i>Total piece goods—</i>										
United Kingdom	Yards	Yards	Yards	Yards	Yards					
Gibraltar	1,075	1,092	5,280	100	700	700	430	3,250	50	20
Cyprus	77,840	19,22
Palestine	..	7,050	145,050	62,865	785,454	..	2,400	36,570	15,387	2,58,64
Aden and Dependence	6,464,791	6,256,245	5,825,798	4,515,914	6,616,220	29,47,900	24,58,060	20,97,916	15,49,341	20,94,16
Mesopotamia	32,838,877	40,789,801	43,893,412	33,068,354	38,335,060	1,02,04,853	1,10,88,195	1,25,71,303	77,05,529	1,07,48,771
Bahrain Islands	5,337,005	4,670,145	6,378,687	3,911,979	4,984,294	28,07,503	18,10,649	21,62,348	15,13,406	22,59,19
Maldives	6,400	8,350	24,060	6,785	14,500	5,900	8,390	14,341	4,783	9,47
Ceylon	17,180,936	16,205,390	16,008,454	18,434,798	21,676,641	83,58,367	77,67,403	83,53,199	94,55,892	1,08,02,72
Straits Settlements (including Labuan)	21,761,712	23,430,832	21,267,728	26,159,888	25,425,985	1,59,80,517	1,59,74,325	1,82,40,746	1,68,29,202	1,55,84,38
Federated Malay States	407,875	539,796	527,893	1,159,043	1,129,977	3,47,017	4,58,016	4,18,937	9,08,171	9,82,31
Hongkong	3,683	3,680	1,840	400	840	3,195	2,705	1,280	225	45
Egypt*	1,188,090	4,95,224
Gold Coast (including British Togoland)	861	1,180
Cape of Good Hope	43,180	20,741	39,210	41,034	148,422	14,660	11,453	25,288	18,452	54,30
Natal	914,717	1,554,458	1,135,466	1,645,355	1,079,138	4,58,602	5,88,452	4,80,516	5,20,322	4,66,50
Transvaal	2,126	1,310
Zanzibar and Pemba	3,786,539	3,350,302	3,505,133	2,695,210	4,845,664	15,75,097	13,30,499	13,43,995	9,30,310	15,20,66
Kenya Colony	7,654,684	6,269,773	7,145,187	7,558,931	8,367,806	36,12,749	25,44,550	23,76,865	26,75,404	24,80,71
Tanganyika Territory	3,539,665	4,218,791	5,303,110	6,961,640	9,531,414	13,78,897	16,08,374	26,03,197	23,29,279	25,57,42
Somaliland Protectorate	22,400	600	22,400	50
Anglo-Egyptian Sudan	2,786,246	2,322,319	3,490,978	2,106,479	1,956,991	11,49,519	12,10,543	12,67,786	7,11,086	6,10,66
Mauritius and Dependencies	3,068,779	1,960,770	1,615,692	2,697,679	2,373,220	14,01,880	7,67,332	6,89,953	8,68,455	10,39,63
Seychelles	652,858	758,405	610,821	534,754	616,281	2,38,385	2,61,089	2,28,982	1,62,279	1,80,95
Western Australia	23,469	8,740
South Australia (including Northern Territory)	47,935	14,518	3,943	..	2,000	13,747	7,459	2,770	..	1,65
Victoria	..	4,420	7,200	..	2,478	1,83
New South Wales	27,665	650	2,060	6,333	..	14,620	950	1,780	2,375	..
<i>Australian Commonwealth (Total)</i>	<i>88,070</i>	<i>19,588</i>	<i>6,003</i>	<i>6,333</i>	<i>9,200</i>	<i>42,107</i>	<i>10,337</i>	<i>4,550</i>	<i>2,375</i>	<i>3,48</i>
Fiji Islands	16,055	26,582	18,981	13,331	20,234	14,627	20,610	12,156	13,245	21,22
Other British Possessions	240	400	600	30	400	26
TOTAL BRITISH EMPIRE	108,004,802	112,972,176	123,789,719	112,229,948	128,145,754	5,08,19,727	4,79,60,772	4,85,40,447	4,56,33,132	5,16,44,116
France	28,550	61,300	162	..	47,060	18,397	58,700	100	..	24,05
Italy	19,080	5,471
Austria	9,500	7,672	..
Bulgaria	..	25,000	8,613
Roumania	27,200	6,74
Greece	..	21,959	47,840	113,100	47,520	..	8,609	18,186	29,826	11,77
Turkey, European	4,560	9,100	27,430	156,300	392,460	3,500	4,900	8,332	41,766	1,02,21
Turkey, Asiatic	93,100	23,01
Syria	543,660	2,225,984	726,610	589,473	2,926,320	2,06,120	7,16,791	2,18,164	1,55,239	8,94,51
Smyrna	7,000	9,300	31,200	2,846	2,900	7,35
Maskat Territory and Trucial Oman	4,096,139	3,393,003	3,109,714	2,763,013	2,993,612	17,94,342	13,15,580	10,98,923	8,92,147	11,31,21
Other Native States in Arabia	5,531,016	3,953,063	3,433,878	2,225,072	4,536,584	22,55,680	14,03,951	13,12,411	7,77,359	18,37,82
Persia	27,641,133	27,543,752	33,147,990	23,993,631	37,786,024	1,03,07,561	86,49,402	1,09,47,338	81,60,574	1,11,27,11
Hanjam Island	5,760	38,100	24,560	39,660	13,600	2,760	10,200	8,300	19,950	5,5
Sumatra	179,290	109,600	464,331	134,440	246,265	1,33,320	57,975	2,42,440	96,420	1,14,7

* Shown as a Foreign Country from 1923-24.

No. 14—continued

ARTICLES, AND COUNTRIES OF FINAL DESTINATION; ALSO SHARE OF EACH PROVINCE	QUANTITY :					VALUE				
	1922-23	1923-24	1924-25	1925-26	1926-27	1922-23	1923-24	1924-25	1925-26	1926-27
	Yards	Yards	Yards	Yards	Yards	R	R	R	R	R
Textiles—continued										
Cotton—continued										
MANUFACTURES—continued										
Piece goods—concluded										
Total piece goods—continued										
Java	158,969	962,616	1,706,511	1,510,973	1,326,376	1,07,979	6,46,031	6,43,230	7,04,119	6,98,120
Celebes and other islands	20,365	18,219	..
Siam	1,858,331	1,928,403	2,004,920	2,282,162	1,741,045	14,89,833	14,03,581	14,03,374	11,31,401	10,20,094
Indo-China (including Cochin-China, Cambodia, Annam, Tonkin and French leased territories in China)	1,035	1,332	109,045	103,650	397,940	1,108	1,250	1,01,002	91,028	2,37,482
Philippine Islands and Guam	1,321	3,845	743	4,006
China (exclusive of Hong-kong and Macao)	37,183	54,683	76,450	90,555	22,283	16,539	29,199	35,136	41,307	9,878
Egypt*	..	2,403,908	1,883,338	2,765,806	3,418,839	..	7,85,834	6,85,753	7,13,604	4,00,328
Tunis	10,224	8,800
Portuguese East Africa	8,276,524	8,376,804	9,362,067	8,920,056	10,339,048	29,08,453	27,32,706	27,10,105	26,03,800	27,12,087
Réunion	24,000	12,000
Italian East Africa (Somaliland and Britra)	575,199	1,242,453	1,470,835	1,675,711	2,006,472	2,56,963	4,23,677	4,07,246	4,81,657	5,10,471
French Somaliland	5,039	173,537	576,965	1,717	67,372	1,10,950
United States of America— Via Atlantic Coast	4,000	2,945	2,593	..	47,222	6,762	4,434	2,178	..	33,776
“ Pacific “	1,861	1,004
Other Foreign Countries	..	261	172	551	2,188	..	678	64	535	808
TOTAL FOREIGN COUNTRIES	48,946,433	52,356,391	57,721,401	52,603,776	69,255,948	1,95,10,684	1,88,50,173	2,00,20,148	1,89,29,268	2,16,17,067
Share of Bengal	466,316	270,060	175,338	131,333	139,399	3,17,533	2,01,169	1,69,016	91,789	95,331
“ Bombay	120,980,068	125,299,805	143,025,689	120,280,000	149,942,366	4,79,71,793	4,37,04,093	4,81,82,030	3,64,36,714	4,67,04,324
“ Sind	467,595	584,537	406,047	409,534	331,341	2,17,313	2,39,787	1,77,718	1,77,395	1,36,368
“ Madras	35,028,921	23,173,302	37,900,341	44,007,959	16,975,997	2,19,23,367	2,31,44,433	2,10,37,321	2,55,30,999	2,03,17,372
“ Burma	3,375	1,083	2,214	31,349	4,584	5,475	1,472	3,012	27,197	6,911
TOTAL	159,951,285	165,828,567	181,511,120	166,833,724	197,401,397	7,03,35,411	6,68,10,945	6,85,60,590	6,15,62,467	7,32,01,261
Thread, sewing (III. O)— United Kingdom	Lbs.	Lbs.	Lbs.	Lbs.	Lbs.	39,600	825	260
Gibraltar	9	10	10	615	..	20	15	26	1,015	..
Palatine	..	1,200	1,200
Cyprus	..	9,000	9,000
Aden and Dependencies	13,330	12,893	16,656	15,442	13,220	1,640	24,356	24,641	22,650	17,075
Mesopotamia	10,986	6,388	18,698	20,189	5,994	16,175	10,800	21,110	18,562	18,601
Bahrain Islands	16,080	16,848	10,156	11,754	9,880	31,800	33,258	26,480	26,998	19,950
Maldives	90	1,244	50	258	1,380	30
Ceylon	10,004	11,008	14,537	19,721	24,706	15,335	17,004	27,290	22,112	42,776
Strait Settlements (including Labuan)	548	1,700
Natal	9,183	1,934	1,148	3,266	9,184	14,220	3,550	2,120	7,600	7,925
Zanzibar and Pemba	9,431	6,743	6,986	10,232	5,299	14,576	9,980	9,920	19,000	7,140
Kenya Colony	26,672	32,051	50,201	42,834	29,992	26,200	26,241	75,753	69,320	46,147
Tanganyika Territory	9,696	4,125	5,060	10,361	5,674	13,540	3,425	6,200	14,420	7,320
Somaliland Protectorate	800	..	400	1,800	..	600
Other British Possessions	550	1,500	40	450	200	450	2,175	75	600	260
TOTAL BRITISH EMPIRE	106,691	104,309	199,470	137,872	105,632	1,66,766	1,76,140	2,29,442	2,11,463	1,1,93,614
Greece	18,400	224	18,400	160	..
Muscat Territory and Trucial Oman	5,849	11,058	6,312	11,816	5,264	9,547	14,728	7,891	14,457	8,240
Other Native States in Arabia	14,130	13,240	19,674	8,229	9,985	29,928	27,209	22,192	11,300	20,166
[Persia]	37,406	47,123	31,677	47,230	42,256	73,297	1,00,244	62,162	96,296	81,275
Siam	1,950	425	1,250	2,200	1,074	4,225	550	1,380	2,500	1,450
Egypt*	1,468	2,560
Portuguese East Africa	20,418	28,682	18,288	47,882	44,359	26,789	44,235	24,222	20,602	65,969
United States of America— Via Atlantic Coast	75,400	27,000
Other Foreign Countries	..	324	10	775	112	..	475	20	720	140
TOTAL FOREIGN COUNTRIES	79,753	100,842	166,479	116,256	102,000	1,43,374	1,62,452	1,76,567	1,66,197	1,70,226

* Shows as a Foreign Country from 1922-24.

GENERAL EXPORTS

(794)

INDIAN MERCHANDISE

No. 14—continued

ARTICLES, AND COUNTRIES OF FINAL DESTINATION; ALSO SHARE OF EACH PROVINCE	QUANTITY					VALUE				
	1922-23	1923-24	1924-25	1925-26	1926-27	1922-23	1923-24	1924-25	1925-26	1926-27
						R	R	R	R	R
Textiles—continued										
Cotton—continued										
MANUFACTURES—continued										
<i>Thread, sewing (III. O)—</i>										
<i>continued</i>										
Share of Bengal	Lbs. 784	Lbs. 625	Lbs. 81,262	Lbs. 2,223	Lbs. 2,758	2,000	860	42,296	3,834	270
„ Bombay	193,380	195,223	278,719	247,140	202,803	3,05,252	3,54,341	3,57,626	369,207	2,32,612
„ Sind	2,135	9,223	4,580	4,757	319	2,217	8,883	5,010	4,459	386
„ Madras	155	6	1,338	32	147	170	12	1,057	139	166
TOTAL	186,444	205,132	365,949	254,228	26,632	3,09,639	3,64,592	4,05,999	377,639	3,25,940
Other sorts of manufactures										
(III. O)—										
United Kingdom	Lbs. 125,882	Lbs. 168,514	Lbs. 243,640	Lbs. 108,499	Lbs. 72,388	1,13,889	1,39,103	2,04,550	1,24,388	55,526
Gibraltar	17,860	7,242	6,330	5,060	..	36,810	7,945	8,000	7,850	..
Malta and Gozo	1,215	1,878	3,203	1,403	4,530	1,220	2,800	6,000	2,026	3,700
Aden and Dependencies	20,223	44,931	102,214	41,656	79,672	25,594	45,341	97,585	35,400	78,422
Mesopotamia	15,024	15,698	14,298	10,233	15,355	33,437	18,582	16,617	13,118	19,881
Bahrain Islands	16,741	12,024	7,162	17,510	13,090	11,326	8,447	6,063	12,823	8,052
Maldives	560	504	58	1,500	450	15
Ceylon	342,458	111,696	98,151	146,758	194,717	1,39,164	94,775	69,154	88,611	1,61,432
Straits Settlements (including Labuan)	75,646	60,788	25,501	56,712	52,687	74,457	87,960	25,663	58,413	59,972
Federated Malay States	37	98	1,084	2,392	14,136	104	115	850	3,091	14,744
Hongkong	6,974	6,410	3,775	1,348	2,090	8,110	9,966	6,660	2,584	4,416
Egypt*	18,187	26,582
Cape of Good Hope	1,107	4,800	1,266	..	500	1,540	11,250	2,660	..	700
Natal	127,579	100,750	20,102	8,468	9,026	2,54,861	2,12,906	29,030	13,323	10,261
Zanzibar and Pemba	44,865	53,191	23,345	24,298	13,072	48,911	49,790	18,914	23,577	13,185
Kenya Colony	1,071,156	1,136,188	863,782	191,954	95,649	8,78,833	7,68,402	7,91,991	1,44,613	78,607
Tanganyika Territory	88,371	108,834	160,616	141,486	98,782	88,113	80,360	1,18,481	1,07,530	1,00,330
Anglo-Egyptian Sudan	8,860	16,596	15,081	31,904	10,359	11,175	16,880	13,572	27,586	10,755
Mauritius and Dependencies	7,066	3,662	3,412	9,541	4,118	9,850	3,740	3,663	9,681	5,806
Canada—										
Via Atlantic Coast	2,280	3,600
„ Pacific „	740	..	160	988	..	150	..
Western Australia	18	30	..
South Australia (including Northern Territory)	695	112	1,060	1,358	215	1,631
Victoria	392	723	2,600	1,338	..	397	1,527	9,633	1,950	..
New South Wales	3,712	1,722	343	2,625	3,584	355
Australian Commonwealth (Total)	4,104	723	3,295	3,190	1,403	3,522	1,527	10,991	5,729	1,926
Other British Possessions	674	291	394	737	109	850	260	600	1,425	162
TOTAL BRITISH EMPIRE	1,992,569	1,857,833	1,596,651	803,809	682,029	17,69,318	15,60,137	14,31,134	6,86,927	3,33,006
Germany	25,442	298	4,480	56	2,370	6,860	441	1,000	50	1,861
Netherlands	31,808	10	7,951	20
Belgium	11,368	..	23,936	900	..	3,200	..	4,400	150	..
France	7,268	20,464	1,700	40	548	11,050	0,010	2,000	100	750
Switzerland	435	4,000
Italy	327	7,564	4,820	9,995	512	100	8,655	2,930	3,330	1,090
Turkey, European	1,000	1,000
Syria	10,000	1,842	40	5,625	4,055	200
Mascat Territory and Trucial Oman	49,670	48,333	91,221	79,662	79,390	44,171	43,713	89,276	70,576	65,424
Other Native States in Arabia	138,235	126,317	46,066	29,090	22,627	1,06,057	1,74,440	49,731	23,830	89,360
Persia	8,566	8,922	25,853	17,240	19,055	17,123	9,274	24,761	17,297	17,534
Java	7,210	3,391	2,250	850	2,423	10,387	5,050	3,750	1,450	4,250
Borneo (Dutch)	2,674	14,965	9,217	5,625	33,063	14,547
Siam	343,419	488,155	104,626	310,457	423,633	3,35,855	5,61,354	96,648	2,02,304	3,86,891
Indo China (including Cochinchina, Cambodia, Annam, Tonkin and French leased territories in China)	10,500	9,000	5,250	9,500
Philippine Islands and Guam	412	2,450	995	1,316	..	875	2,965	2,200	2,500
China (exclusive of Hongkong and Macao)	344	565	..	1,608	23	1,274	1,075	..	2,980	80
Japan	1,126	304	1,840	450	356	1,974	601	3,447	1,075	305
Egypt*	11,354	1,200	6,515	4,564	..	18,700	1,500	5,330	4,300

* Shown as a Foreign Country from 1923-24.

No. 14—continued

ARTICLES, AND COUNTRIES OF FINAL DESTINATION; ALSO SHARE OF EACH PROVINCE	QUANTITY					VALUE				
	1922-23	1923-24	1924-25	1925-26	1926-27	1922-23	1923-24	1924-25	1925-26	1926-27
	Lbs.	Lbs.	Lbs.	Lbs.	Lbs.	Rs.	Rs.	Rs.	Rs.	Rs.
<i>Textiles—continued</i>										
<i>Cotton—continued</i>										
<i>MANUFACTURES—continued</i>										
<i>Other sorts of manufactures (III, O)—continued</i>										
Portuguese East Africa	171,806	220,562	188,798	230,930	66,416	1,87,043	1,88,810	1,92,464	2,18,924	1,06,114
Madagascar	1,036	1,176	673	880	1,819	110
Italian East Africa (Somaliland and Eritrea)	1,398	4,480	19,276	38,908	17,190	2,435	4,650	13,833	29,004	15,312
French Somaliland	5,480	9,690	4,985	11,712
United States of America— <i>via</i> Atlantic Coast	1,666	51,409	248,420	1,746	3,983	4,663	12,400	87,172	3,847	8,483
" Pacific "	112	392	100	379
Hawaii	1,400	3,300	..
Other Foreign Countries	83	541	691	..	810	216	951	625	..	600
TOTAL FOREIGN COUNTRIES	780,612	1,010,008	777,315	820,894	773,107	7,68,658	10,61,625	5,96,896	6,08,942	7,26,755
<i>Share of Bengal</i>	<i>26,758</i>	<i>114,187</i>	<i>58,949</i>	<i>21,344</i>	<i>19,726</i>	<i>21,953</i>	<i>83,276</i>	<i>65,379</i>	<i>34,602</i>	<i>23,161</i>
" <i>Bombay</i>	<i>2,633,899</i>	<i>2,683,635</i>	<i>2,967,784</i>	<i>1,494,459</i>	<i>1,186,379</i>	<i>24,34,787</i>	<i>23,82,743</i>	<i>18,15,912</i>	<i>11,19,333</i>	<i>21,43,712</i>
" <i>Sind</i>	<i>66,034</i>	<i>109,819</i>	<i>131,023</i>	<i>120,362</i>	<i>121,186</i>	<i>52,667</i>	<i>22,223</i>	<i>1,19,773</i>	<i>1,10,372</i>	<i>1,02,795</i>
" <i>Madras</i>	<i>45,319</i>	<i>122,826</i>	<i>117,925</i>	<i>77,044</i>	<i>117,706</i>	<i>33,324</i>	<i>46,370</i>	<i>42,271</i>	<i>29,001</i>	<i>72,366</i>
" <i>Burma</i>	<i>661</i>	<i>334</i>	<i>275</i>	<i>323</i>	<i>350</i>	<i>379</i>	<i>542</i>	<i>606</i>	<i>2,555</i>	<i>4,747</i>
TOTAL	2,778,181	2,867,841	2,975,966	1,633,708	1,455,136	25,52,976	26,21,762	20,28,032	12,93,869	18,69,761
<i>Total value of Cotton manufactures including Twist and Yarn—</i>										
United Kingdom	24,86,369	42,87,042	62,06,359	40,22,766	17,15,186
Gibraltar	37,530	8,390	11,224	8,918	200
Malta and Gozo	24,983	22,594	1,15,437	25,943	25,960
Cyprus	2,30,278	1,66,413	1,40,261	3,30,723	5,27,007
Palestine	12,400	16,000	1,10,526	1,23,927	2,69,244
Aden and Dependencies	60,12,210	49,16,144	55,20,557	42,18,672	24,65,920
Mesopotamia	1,12,18,002	1,18,81,084	1,25,26,180	84,45,210	1,15,41,534
Bahrain Islands	30,71,912	20,42,841	24,00,168	16,98,998	24,60,580
Maldives	7,400	8,620	17,144	6,023	9,046
Ceylon	87,10,144	80,72,726	86,95,081	67,22,014	1,11,24,009
Straits Settlements (including Labuan)	1,77,74,368	1,76,00,253	1,42,21,480	1,74,21,242	1,67,51,027
Federated Malay States	3,52,500	4,52,551	4,15,022	9,19,719	9,08,179
Hongkong	2,58,22,136	1,82,91,542	1,27,04,295	22,17,521	1,02,54,423
Egypt	28,61,223
Gold Coast (including British Togoland)	1,120
Nigeria	16,200	22,922	27,042	18,422	55,000
Cape of Good Hope	7,22,512	8,06,406	5,14,666	5,42,209	5,09,286
Natal	260	1,810
Transvaal	17,12,245	14,32,155	14,97,108	10,22,102	16,02,171
Zanzibar and Pemba	46,85,996	24,05,268	27,91,924	29,41,522	26,66,978
Kenya Colony	14,87,900	17,00,250	27,22,778	24,62,528	26,70,120
Tanganyika Territory	26,600	..	1,500	..	1,100
Somaliland Protectorate	11,64,194	12,26,528	12,21,956	7,42,047	6,22,229
Anglo-Egyptian Sudan	14,24,240	7,21,222	6,77,141	3,78,926	10,20,122
Mauritius and Dependencies	2,29,925	2,62,189	2,29,222	1,02,229	1,20,924
Seychelles	3,600
Canada— <i>via</i> Atlantic Coast	958	..	160	..
" Pacific "	8,740	30	..
Western Australia	18,747	7,469	4,122	215	3,540
South Australia (including Northern Territory)	897	4,425	9,422	2,142	3,320
Victoria	24,245	22,549	24,210	25,959	16,225
New South Wales	3,900
Queensland	52,222	34,722	38,971	28,246	28,112
<i>Australian Commonwealth (Total)</i>	15,477	20,610	12,245	14,245	21,222
Fiji Islands	20	400	..	500	400
Other British Possessions
TOTAL BRITISH EMPIRE	10,10,42,604	7,74,24,172	7,51,20,599	6,40,89,029	7,04,42,422
Norway	10,577	5,291	1,224	195	2,794
Germany	50	..	7,071	3,79
Netherlands

* Shown as a Foreign Country from 1922-24.

GENERAL EXPORTS

(796)

INDIAN MERCHANDISE

No. 14—continued

ARTICLES, AND COUNTRIES OF FINAL DESTINATION; ALSO SHARE OF EACH PROVINCE	QUANTITY					VALUE				
	1922-23	1923-24	1924-25	1925-26	1926-27	1922-23	1923-24	1924-25	1925-26	1926-27
<i>Textiles—continued</i>						R	R	R	R	R
<i>Cotton—concluded</i>										
<i>MANUFACTURES—concluded</i>										
<i>Total value of Cotton manu- factures including Twist and Yarn—continued</i>										
Belgium	—	—	—	—	—	4,800	950	9,800	4,150	..
France	—	—	—	—	—	23,533	62,710	10,861	10,310	23,164
Switzerland	—	—	—	—	—	..	120	4,000
Italy	—	—	—	—	—	7,775	48,430	35,483	9,41,896	20,333
Austria	—	—	—	—	—	20,300	1,03,692	..
Hungary	—	—	—	—	—	3,000	..
Serb-Croat Slovene State	—	—	—	—	—	20,000	5,628	44,954	22,462	32,310
Bulgaria	—	—	—	—	—	..	1,63,306	58,200	2,30,117	53,400
Romania	—	—	—	—	—	..	8,650	14,700	84,007	64,085
Greece	—	—	—	—	—	55,500	1,40,082	6,95,795	4,57,495	2,92,367
Crete	—	—	—	—	—	1,544	612	..
Turkey, European	—	—	—	—	—	6,500	3,87,767	3,67,105	7,80,430	2,35,817
Turkey, Asiatic	—	—	—	—	—	..	36,900	5,200	19,863	2,95,584
Syria	—	—	—	—	—	17,91,252	27,60,293	25,26,703	17,88,037	37,37,486
Armenia	—	—	—	—	—	6,525
Smyrna	—	—	—	—	—	14,375	1,21,204	4,00,653	6,22,746	3,57,979
Maskat Territory and Tru- cial Oman	—	—	—	—	—	20,98,544	15,59,305	13,54,237	11,11,100	13,93,675
Other Native States in Arabia	—	—	—	—	—	25,83,805	16,74,091	15,22,539	8,98,161	20,72,051
Persia	—	—	—	—	—	1,30,42,529	1,13,19,922	1,46,47,541	1,19,81,552	1,54,53,061
Henjam Island	—	—	—	—	—	3,586	10,291	29,100	27,600	17,950
Sumatra	—	—	—	—	—	1,38,320	58,675	2,42,790	96,480	1,15,363
Java	—	—	—	—	—	1,69,120	7,67,405	9,25,438	7,83,712	7,43,156
Borneo (Dutch).	—	—	—	—	—	5,625	32,062	14,547	..	600
Celebes and other islands	—	—	—	—	—	39,750	50,500	65,296	70,775	3,594
Siam	—	—	—	—	—	29,18,978	32,47,893	31,35,415	29,03,284	28,33,285
Indo-China (including Cochin- China, Cambodia, Annam, Tonkin and French leased territories in China)	—	—	—	—	—	1,105	1,256	1,04,892	1,12,275	3,05,982
Philippine Islands and Guam	—	—	—	—	—	22,936	37,424	69,622	1,02,523	71,066
China (exclusive of Hong- kong and Macao)	—	—	—	—	—	27,70,190	9,61,452	2,91,765	1,69,517	1,30,156
Japan	—	—	—	—	—	1,974	629	3,477	4,297	2,375
Egypt*	—	—	—	—	—	..	49,95,694	73,41,213	55,33,233	49,33,779
Tripoli	—	—	—	—	—	4,938	7,300
Tunis	—	—	—	—	—	3,800	4,400	20,250
Portuguese East Africa	—	—	—	—	—	31,40,103	30,02,690	20,46,130	27,84,502	28,82,117
Madagascar	—	—	—	—	—	..	825	2,050	1,519	310
Reunion	—	—	—	—	—	12,500
Italian East Africa (Somal- land and Eritrea)	—	—	—	—	—	6,42,493	5,30,352	5,70,554	5,88,987	6,03,290
French Somaliland	—	—	—	—	—	1,737	1,59,892	2,45,722
United States of America— Via Atlantic Coast	—	—	—	—	—	41,595	58,639	1,59,026	20,907	43,459
„ Pacific „	—	—	—	—	—	..	3,160	..	160	1,943
French West Indies	—	—	—	—	—	6,943	..
Hawaii	—	—	—	—	—	2,300	..
Other Foreign Countries	—	—	—	—	—	..	560	810
TOTAL FOREIGN COUNTRIES	—	—	—	—	—	2,95,78,265	3,21,14,896	3,76,26,996	3,23,96,024	3,70,43,037
<i>Share of Bengal</i>	—	—	—	—	—	<i>7,41,402</i>	<i>5,73,034</i>	<i>4,98,060</i>	<i>2,59,541</i>	<i>1,53,623</i>
„ Bombay	—	—	—	—	—	<i>10,47,63,657</i>	<i>3,16,37,133</i>	<i>6,51,52,529</i>	<i>6,63,99,473</i>	<i>7,89,69,927</i>
„ Sind	—	—	—	—	—	<i>2,77,264</i>	<i>3,71,631</i>	<i>3,02,093</i>	<i>2,97,896</i>	<i>2,47,543</i>
„ Madras	—	—	—	—	—	<i>2,43,31,959</i>	<i>2,69,09,390</i>	<i>2,67,91,511</i>	<i>2,95,06,429</i>	<i>2,31,03,759</i>
„ Burma	—	—	—	—	—	<i>7,537</i>	<i>2,330</i>	<i>3,697</i>	<i>30,555</i>	<i>19,633</i>
TOTAL	—	—	—	—	—	13,06,21,369	10,95,49,063	11,27,47,895	9,64,85,063	10,74,85,517
<i>Total value of Cotton, Raw and Manufactures</i>	—	—	—	—	—	<i>85,00,93,456</i>	<i>1,10,46,92,102</i>	<i>1,02,99,64,048</i>	<i>1,05,30,05,463</i>	<i>69,99,04,366</i>
<i>Flax—</i>										
<i>Raw (H. Q.)—</i>										
United Kingdom	Lbs. 13,923	Lbs. ..	Lbs. 11,984	Lbs. ..	Lbs. ..	14,085	..	3,700
Persia	4,256	..	400	3,800	..	300
<i>Share of Bengal</i>	<i>13,923</i>	<i>..</i>	<i>7,504</i>	<i>..</i>	<i>..</i>	<i>14,085</i>	<i>..</i>	<i>1,200</i>	<i>..</i>	<i>..</i>
„ Bombay	4,256	..	400	3,800	..	300
„ Madras	4,480	2,500
TOTAL	13,923	..	16,240	..	400	14,085	..	7,500	..	300

* Shown as a Foreign Country from 1923-24.

No. 14—continued

ARTICLES, AND COUNTRIES OF FINAL DESTINATION; ALSO SHARE OF EACH PROVINCE	QUANTITY					VALUE				
	1923-23	1923-24	1924-25	1925-26	1926-27	1923-23	1923-24	1924-25	1925-26	1926-27.
						₹	₹	₹	₹	₹
Textiles—continued										
Flax—continued										
MANUFACTURES—										
Bags and sacks (III. U)—(a)	No.	No.								
Ceylon	534	144	—	—	—	1,210	360	—	—	—
Other British Possessions	116	45	—	—	—	812	171	—	—	—
TOTAL BRITISH EMPIRE	770	189	—	—	—	1,522	531	—	—	—
United States of America— Vt Atlantic Coast	..	1	—	—	—	..	5	—	—	—
Share of Bengal	770	189	—	—	—	1,522	466	—	—	—
„ Burma	..	3	—	—	—	..	80	—	—	—
TOTAL	770	190	—	—	—	1,522	536	—	—	—
Other sorts (III. U)—(a)	Lbs.	Lbs.								
Ceylon	2,165	20,496	—	—	—	1,728	11,320	—	—	—
Straits Settlements (including Labuan)	..	448	—	—	—	..	1,106	—	—	—
Other British Possessions	517	55	—	—	—	660	90	—	—	—
TOTAL BRITISH EMPIRE	2,682	21,000	—	—	—	2,388	12,516	—	—	—
Siem	2,690	1,080	—	—	—	10,301	3,080	—	—	—
Other Foreign Countries	489	..	—	—	—	930	..	—	—	—
TOTAL FOREIGN COUNTRIES	3,179	1,080	—	—	—	11,231	3,080	—	—	—
Share of Bengal	5,416	22,024	—	—	—	12,239	15,601	—	—	—
„ Bombay	..	58	—	—	—	..	90	—	—	—
„ Sind	444	..	—	—	—	800	..	—	—	—
TOTAL	5,864	22,680	—	—	—	12,639	15,611	—	—	—
MANUFACTURES (INCLUDING TWIST AND YARN) (III. U) (b)										
United Kingdom	—	—	—	—	—	—	—	892	05	1,341
Ceylon	—	—	—	—	—	—	—	1,728	11,011	600
Federated Malay States	—	—	—	—	—	—	—	..	1,240	..
Other British Possessions	—	—	—	—	—	—	—	60	1,440	760
TOTAL BRITISH EMPIRE	—	—	—	—	—	—	—	2,680	13,586	2,490
Siem	—	—	—	—	—	—	—	1,848	..	1,840
Other Foreign Countries	—	—	—	—	—	—	—	..	700	..
TOTAL FOREIGN COUNTRIES	—	—	—	—	—	—	—	1,848	700	1,840
Share of Bengal	—	—	—	—	—	—	—	4,498	12,886	3,040
„ Bombay	—	—	—	—	—	—	—	..	1,200	1,390
„ Sind	—	—	—	—	—	—	—	..	700	..
„ Burma	—	—	—	—	—	—	—	30
TOTAL	—	—	—	—	—	—	—	4,523	14,586	4,330
Total value of Flax Manu- factures (including Twist and Yarn)	—	—	—	—	—	15,161	16,147	4,523	14,586	4,330
Total value of Flax, Raw and Manufactures	—	—	—	—	—	29,246	16,147	12,028	14,586	4,630

(a) Discontinued from 1924-25.
(b) Separately recorded from 1924-25.

GENERAL EXPORTS

(798)

INDIAN MERCHANDISE

No. 14—continued

ARTICLES, AND COUNTRIES OF FINAL DESTINATION; ALSO SHARE OF EACH PROVINCE	QUANTITY					VALUE				
	1923-23	1923-24	1924-25	1925-26	1926-27	1923-23	1923-24	1924-25	1925-26	1926-27
Textiles—continued						R	R	R	R	R
Haberdashery and Millinery (III. Q)—										
United Kingdom	—	—	—	—	—	92,482	1,89,619	1,27,982	2,93,002	3,83,955
Gibraltar	—	—	—	—	—	22,750	1,900	—	450	50
Malta and Gozo	—	—	—	—	—	—	—	300	875	1,100
Palestine	—	—	—	—	—	10,005	2,509	1,000	16,514	17,375
Aden and Dependencies	—	—	—	—	—	7,438	10,350	6,129	12,516	6,561
Mesopotamia	—	—	—	—	—	25,639	32,278	18,845	48,152	435
Bahrain Islands	—	—	—	—	—	—	4,140	—	—	—
Maldives	—	—	—	—	—	41,630	33,509	39,619	35,152	16,533
Ceylon	—	—	—	—	—	66,516	38,207	28,033	28,634	18,182
Strait Settlements (including Labuan)	—	—	—	—	—	1,709	1,023	1,069	1,234	4,280
Federated Malay States	—	—	—	—	—	25,074	2,175	10,438	1,620	2,480
Hongkong	—	—	—	—	—	8,521	—	—	—	—
Egypt*	—	—	—	—	—	—	90	9,000	24	300
Cape of Good Hope	—	—	—	—	—	4,312	2,658	3,631	2,567	3,236
Natal	—	—	—	—	—	17,666	8,800	2,330	4,505	12,900
Zanzibar and Pemba	—	—	—	—	—	3,835	45,418	3,903	18,475	8,560
Kenya Colony	—	—	—	—	—	1,966	4,732	500	2,205	1,430
Tanganyika Territory	—	—	—	—	—	1,600	3,343	500	—	1,200
Anglo-Egyptian Sudan	—	—	—	—	—	3,300	1,000	1,050	100	7,200
Mauritius and Dependencies	—	—	—	—	—	600	—	—	—	1,450
Seychelles	—	—	—	—	—	—	—	—	—	—
Canada—										
Via Atlantic Coast	—	—	—	—	—	—	4,305	—	2,230	601
Pacific	—	—	—	—	—	432	150	600	2,200	250
British Guiana	—	—	—	—	—	1,600	250	300	2,310	—
Western Australia	—	—	—	—	—	—	—	—	—	—
Victoria	—	—	—	—	—	154	376	2,450	690	—
New South Wales	—	—	—	—	—	2,639	—	4,746	6,710	—
Queensland	—	—	—	—	—	—	—	—	—	30
Australian Commonwealth (Total)	—	—	—	—	—	4,392	376	7,196	7,400	30
New Zealand (including Nauru and Br. Samoa)	—	—	—	—	—	375	344	1,421	785	153
Fiji Islands	—	—	—	—	—	1,290	788	—	—	150
Other British Possessions	—	—	—	—	—	—	—	370	770	500
TOTAL BRITISH EMPIRE						3,42,143	3,98,962	2,69,871	4,31,950	4,83,966
Sweden	—	—	—	—	—	—	—	510	3,000	—
Belgium	—	—	—	—	—	—	2,250	1,200	—	—
France	—	—	—	—	—	1,964	3,520	11,758	4,406	3,911
Switzerland	—	—	—	—	—	1,050	1,375	220	2,100	1,049
Italy	—	—	—	—	—	2,525	1,450	800	3,118	1,097
Turkey, European	—	—	—	—	—	—	100	—	3,678	—
Turkey, Asiatic	—	—	—	—	—	—	—	1,651	—	—
Mascat Territory and Trucial Oman	—	—	—	—	—	4,990	19,430	13,481	15,755	4,355
Other Native States in Arabia	—	—	—	—	—	11,415	6,430	16,929	5,615	33,300
Persia	—	—	—	—	—	26,634	30,717	30,240	17,344	6,046
Sumatra	—	—	—	—	—	—	1,025	—	—	350
Java	—	—	—	—	—	30,504	27,023	28,327	25,893	31,975
Siam	—	—	—	—	—	92,815	78,515	98,204	1,90,577	1,80,169
Philippine Islands and Guam	—	—	—	—	—	—	—	—	810	1,075
China	—	—	—	—	—	692	—	260	930	12,200
Egypt*	—	—	—	—	—	—	6,175	11,653	3,575	13,340
Portuguese East Africa	—	—	—	—	—	76,560	30,618	4,668	6,617	9,230
Italian East Africa (Somali-land and Eritrea)	—	—	—	—	—	650	650	3,563	1,326	3,413
French Somaliland	—	—	—	—	—	—	—	473	1,793	1,973
United States of America—										
Via Atlantic Coast	—	—	—	—	—	10,520	15,730	26,627	27,756	1,46,811
Pacific	—	—	—	—	—	910	7,241	2,636	90	3,401
Hawaii	—	—	—	—	—	—	—	—	4,310	4,484
Other Foreign Countries	—	—	—	—	—	1,445	859	1,510	1,305	2,136
TOTAL FOREIGN COUNTRIES						2,62,724	2,83,103	2,54,765	3,25,033	4,62,434
Share of Bengal						35,355	6,065	10,365	23,325	13,495
Bombay	—	—	—	—	—	5,150	4,559	4,470	7,999	3,753
Sind	—	—	—	—	—	7,615	1,103	4,502	7,304	16,786
Madras	—	—	—	—	—	52,092	55,367	63,756	38,612	43,352
Burma	—	—	—	—	—	7,793	3,422	3,951	1,637	1,663
TOTAL						6,04,867	6,77,070	5,24,136	8,06,883	9,51,400
Hemp (chiefly sann)—										
Raw (II. Q)—										
United Kingdom	Cwts. 101,444	Cwts. 105,601	Cwts. 158,000	Cwts. 103,766	Cwts. 69,692	16,03,163	18,31,951	42,37,977	27,65,053	14,49,101
Aden and Dependencies	821	737	156	115	138	15,130	14,642	3,020	2,700	2,775
Bahrain Islands	—	40	39	24	8	—	1,090	880	571	320
Ceylon	364	457	473	332	552	6,133	10,178	9,327	5,415	7,306
Egypt*	4,074	—	—	—	—	57,050	—	—	—	—
New South Wales	—	—	—	180	—	—	—	—	4,637	—
Australian Commonwealth (Total)	—	—	—	180	—	—	—	—	4,637	—
New Zealand (including Nauru and Br. Samoa)	142	36	36	186	36	2,690	300	1,200	6,910	1,250
Other British Possessions	—	—	—	—	—	—	—	—	46	—
TOTAL BRITISH EMPIRE	106,345	109,371	158,717	104,604	70,426	16,84,166	19,02,661	42,52,404	27,95,332	14,61,254

* Shown as a Foreign Country from 1923-24.

No. 14—continued

ARTICLES, AND COUNTRIES OF FINAL DESTINATION; ALSO SHARE OF EACH PROVINCE.	QUANTITY					VALUE				
	1922-23	1923-24	1924-25	1925-26	1926-27	1922-23	1923-24	1924-25	1925-26	1926-27
Textiles—continued						R	R	R	R	R
Hemp (chiefly sann)—continued										
Raw (II. Q)—continued	Cwts.	Cwts.	Cwts.	Cwts.	Cwts.					
Russia—										
Northern Russia	84	174	1,500	3,100
Sweden	2,198	1,711	3,407	2,298	2,013	34,305	27,240	75,604	55,956	32,120
Norway	89	508	2,000	8,400
Denmark	3,690	6,325	7,018	895	7,503	94,076	1,12,472	1,97,730	27,220	1,35,187
Germany	58,841	33,385	55,307	75,048	33,829	9,03,830	6,08,599	22,51,313	20,98,060	6,08,046
Netherlands	2,557	1,071	3,000	1,324	968	36,834	13,000	76,950	38,921	16,640
Belgium	158,199	192,579	295,134	301,374	265,989	21,39,333	30,82,506	74,82,059	72,24,383	67,78,739
France	83,082	47,314	54,760	42,557	18,078	5,15,773	6,92,493	14,12,853	12,49,193	4,10,453
Spain	3,601	3,118	2,417	892	1,957	59,895	53,945	63,428	31,000	43,080
Portugal	2,953	2,984	730	1,857	89	89,416	51,035	17,718	49,125	4,000
Italy	570	40,417	37,136	24,135	6,051	10,000	7,12,485	9,29,948	6,24,729	1,20,162
Greece	1,127	4,110	4,523	2,121	9,719	16,250	65,310	1,13,865	2,29,965	1,88,800
Maskat Territory and Trucial Oman	2,239	2,009	1,047	1,940	3,240	50,291	41,397	26,938	45,253	67,063
Other Native States in Arabia	168	491	413	1,015	1,152	3,300	10,905	4,350	21,923	21,840
Perak	775	100	..	318	238	15,297	2,410	..	5,743	4,710
Java	200	3,000
Egypt*	4,176	3,396	1,922	1,250	..	66,100	86,084	60,880	29,000
Italian East Africa (Somal- land and Eritrea)	140	176	11	109	13	2,265	3,525	225	2,140	480
United States of America—										
Via Atlantic Coast	34,484	11,027	11,530	54,571	17,096	4,44,792	1,77,029	2,80,050	18,48,856	8,51,270
" Pacific "	682	9,246
Brazil	100	125	2,016	2,900
Argentine Republic (includ- ing the Atlantic Coast of Patagonia)	898	20,000	..
Other Foreign Countries	3	15	25	..	47	35	354	900	..	653
TOTAL FOREIGN COUNTRIES	305,598	351,976	510,023	519,345	369,406	44,00,568	57,34,021	1,20,24,720	1,21,31,975	66,15,241
Share of Bengal	269,437	342,228	464,363	419,895	319,743	36,87,078	54,74,593	1,10,03,943	1,04,87,730	69,36,339
" Bombay	115,593	102,085	184,426	180,010	96,334	19,34,014	18,99,151	54,03,018	48,16,468	19,63,066
" Madras	29,353	14,524	39,951	23,944	24,405	4,83,032	2,76,930	7,99,165	6,13,115	4,89,100
TOTAL	412,443	458,847	658,740	623,849	459,832	60,84,724	76,42,683	1,72,87,124	1,69,17,810	82,76,406
Manufactures (excluding cordage) (III. U)—										
United Kingdom	1,250	2,158	..	50	..
Mesopotamia	200	1,600
Ceylon	6,421	7,901	2,527	6,406	2,992
Other British Possessions	500	200	500	650	175
TOTAL BRITISH EMPIRE	8,171	9,859	3,027	7,106	4,667
Belgium	18,151
France	2,160
Java	1,400	1,710	..
Other Foreign Countries	170	150	1,000	..
TOTAL FOREIGN COUNTRIES	1,400	2,330	140	2,710	18,151
Share of Bengal	1,400	2,158	..	3,710	..
" Bombay	1,225	320	650	1,250	1,600
" Madras	6,946	9,981	2,827	6,406	16,143
" Burma	60	..	250	26
TOTAL	9,571	12,199	3,177	9,816	17,818

GENERAL EXPORTS

(800)

INDIAN MERCHANDISE

No. 14—continued

ARTICLES, AND COUNTRIES OF FINAL DESTINATION: ALSO SHARE OF EACH PROVINCE	QUANTITY					VALUE				
	1922-23	1923-24	1924-25	1925-26	1926-27	1922-23	1923-24	1924-25	1925-26	1926-27
Textiles—continued						R	R	R	R	R
Hemp (chiefly sunn)—continued										
Total value of Hemp, Raw and Manufactures	—	—	—	—	—	60,94,295	76,54,871	1,72,90,301	1,59,27,125	82,04,212
Jute—										
Raw (H. N)—	Tons	Tons	Tons	Tons	Tons					
United Kingdom	156,178	156,625	172,760	174,404	172,889	5,92,11,847	4,62,24,163	7,28,09,107	10,56,98,133	6,13,56,000
Mesopotamia	2	8	5	670	3,239	2,015
Ceylon	123	96	48,508	64	21	120
Canada—										
Via Atlantic Coast	36	9,000
Victoria	736	315	653	550	631	4,14,596	1,18,552	3,45,617	3,60,093	2,75,821
New South Wales	80	70	..
Australian Commonwealth (Total)	736	315	653	550	631	4,14,596	1,18,552	3,45,617	3,61,063	2,75,821
New Zealand (including Nauru and Br. Samoa)	8	4	7	29	14	3,200	1,100	3,840	20,700	7,440
Other British Possessions	3	1,172	227	83	331	119
TOTAL BRITISH EMPIRE	156,927	157,121	173,425	174,983	173,534	5,96,31,581	4,64,04,849	7,20,60,306	10,60,78,248	6,16,39,500
Russia—										
Northern Russia	87	40,528
Southern Russia	89	1,067	40,000	6,22,936	..
Finland	1,510	4,50,687
Sweden	397	607	532	88	156	1,32,720	1,31,045	2,23,387	51,376	50,677
Norway	177	338	970	98	639	79,630	1,03,084	4,12,750	50,405	2,21,678
Denmark	40	18,725
Germany	141,470	102,297	169,273	144,035	183,051	5,57,87,024	5,12,07,675	7,97,83,313	8,10,02,909	7,39,74,801
Netherlands	7,280	12,173	10,836	12,037	10,833	23,62,009	33,82,995	44,32,942	77,72,315	36,42,258
Belgium	23,287	43,076	46,923	32,962	44,378	1,12,04,814	1,47,19,923	1,95,79,058	1,85,88,439	1,69,07,066
France	67,287	74,457	80,829	88,520	80,913	2,24,93,351	2,18,64,612	3,40,64,432	5,29,05,434	3,48,26,180
Spain	27,954	24,484	38,668	29,794	33,371	1,15,91,814	74,56,705	1,04,76,009	1,87,33,989	1,21,72,777
Italy	34,872	49,777	49,177	49,110	45,261	1,51,53,556	1,58,37,092	2,09,21,839	2,93,31,392	1,70,60,864
Austria	490	179	..	88	..	1,73,035	59,000	..	24,105
Czechoslovakia	89	23,064
Greece	374	427	511	1,400	472	1,57,800	1,31,528	2,20,874	7,64,991	1,91,800
Formosa	721	1,513	1,052	402	93	2,30,023	4,14,567	4,02,382	2,21,830	41,000
China (exclusive of Hong-kong and Macao)	1,902	2,413	7,718	3,906	4,221	6,64,837	6,30,496	26,84,906	22,67,639	14,53,903
Japan	11,467	12,323	13,768	11,403	9,184	38,29,589	34,83,319	50,02,836	61,14,875	30,94,019
Egypt*	—	65	3,928	4,856	6,050	—	17,000	10,96,310	25,88,066	24,59,127
United States of America—										
Via Atlantic Coast	87,101	85,507	57,573	67,747	86,867	3,28,01,006	2,41,11,002	2,30,45,160	3,77,00,524	3,19,42,136
„ Pacific „	2,490	1,678	1,707	1,500	434	11,40,137	5,73,278	7,04,880	9,96,976	1,67,378
Cuba	161	194	..	152	226	70,807	60,927	..	93,840	77,072
Mexico	1,192	1,387	1,423	1,342	..	3,10,867	5,03,903	3,54,676	5,28,303
Brazil	15,338	18,249	13,893	15,195	11,351	64,26,916	73,94,189	54,82,532	94,67,232	50,71,902
Uruguay	420	493	535	374	490	1,68,840	1,00,840	1,62,950	1,69,635	1,52,960
Argentine Republic (including the Atlantic Coast of Patagonia)	3,350	3,389	3,603	4,646	5,752	13,06,751	9,09,186	12,84,610	23,00,070	20,43,733
Chile (including the Pacific Coast of Patagonia)	21	395	139	4,449	1,71,472	83,285	..
Other Foreign Countries	150	14	14	274	..
TOTAL FOREIGN COUNTRIES	421,028	502,842	522,675	472,171	534,248	16,56,53,052	15,36,01,479	21,82,69,629	27,33,79,065	20,61,64,639
Share of Bengal	575,933	659,216	691,346	610,617	705,897	22,43,60,193	19,97,54,457	28,89,108,97	37,65,81,165	25,70,20,796
„ Bombay	150	15
„ Madras	3,320	747	4,654	6,637	1,332	9,22,792	2,51,616	20,19,377	33,75,796	7,82,122
„ Burma	3	1,504	256	161	352	205
TOTAL	577,955	659,963	696,000	617,154	707,229	22,52,84,639	20,00,06,328	29,09,30,435	37,94,57,313	26,78,04,139

* Shown as a Foreign Country from 1923-24.

No. 14—continued

ARTICLES, AND COUNTRIES OF FINAL DESTINATION; ALSO SHARE OF EACH PROVINCE	QUANTITY					VALUE				
	1922-23	1923-24	1924-25	1925-26	1926-27	1922-23	1923-24	1924-25	1925-26	1926-27
Textiles—continued										
Jute—continued										
Twist and Yarn (III. B)—	Lbs.	Lbs.	Lbs.	Lbs.	Lbs.	R	R	R	R	R
United Kingdom	103,065	2,197,423	113,318	15,681	19,267	26,666	6,94,287	37,302	6,019	6,407
Ceylon	4,106	5,108	8,212	16,424	..	900	1,100	2,150	4,680	..
Straits Settlements (including Labuan)	292,320	1,107,520	38,640	89,040	170,800	75,552	27,114	11,506	30,963	64,030
Egypt*	6,000	—	—	—	—	2,323	—	—	—	—
Cape of Good Hope	2,500	17,500	4,400	25,450	24,000	937	6,184	1,984	9,646	7,006
Natal	33,500	14,750	4,500	6,370	144,792	7,005	5,530	1,969	2,394	37,634
Transvaal	12,500	12,500	2,500	2,052
Rhodesia	11,250	8,150	5,510	1,325
Kenya Colony	5,242	1,820	2,140	545
Canada—										
Via Atlantic Coast	55,552	239,238	59,928	13,883	74,703	18,727
Via Pacific	560	105
South Australia (including Northern Territory)	1,3023	4,480	4,482	7,844	..	778	1,217	1,659	2,330
Victoria	21,340	2,700	6,537	791
New South Wales	194,506	221,471	195,110	60,811	49,307	59,485	68,787	69,962	31,699	17,038
Australian Commonwealth (Total)	194,506	245,834	202,220	64,993	57,151	59,485	75,097	61,969	33,679	29,331
New Zealand (including Nauru and Br. Samoa)	22,992	43,872	4,758	12,110
Other British Possessions	1,232	448	308	200
TOTAL BRITISH EMPIRE	728,273	2,884,271	437,348	284,465	421,070	1,94,332	9,01,487	1,35,668	31,908	1,29,700
Belgium	6,720	2,850
Sumatra	5,628	16,400	1,750	4,000
Indo-China (including Co- chin-China, Cambodia, Annam, Tonkin, and French leased territories in China)	4,144	1,100
China (exclusive of Hong- kong and Macao)	197,780	98,280	..	69,613	..	26,394	24,122	..	20,491
Egypt*	6,000	12,000	2,323	4,675
Portuguese East Africa	2,000	10,580	22,000	32,460	102,774	904	2,648	6,434	12,630	39,427
United States of America—										
Via Atlantic Coast	2,460,499	937,932	11,300	6,42,961	2,27,359	2,030
Uruguay	25,900	187,800	10,000	150,000	..	6,700	35,939	2,050	40,375
Argentine Republic (including the Atlantic Coast of Patagonia)	316,504	1,365,184	540,808	1,438,703	2,225,339	73,242	2,22,556	1,22,321	2,09,339	5,06,170
Peru	9,468	..	2,500	20,420	..	2,915	..	1,055	4,375
Other Foreign Countries	2,016	..	821	680	..	187
TOTAL FOREIGN COUNTRIES	2,779,003	2,461,114	823,768	1,489,281	2,657,261	7,16,827	7,11,409	2,21,105	3,27,250	6,76,168
Share of Bengal	3,507,376	5,344,937	1,261,116	1,728,736	3,078,331	9,11,169	16,12,845	3,56,755	4,71,163	8,04,958
" Madras	448	800
TOTAL	3,507,276	5,345,385	1,261,116	1,728,736	3,078,331	9,11,169	16,12,845	3,56,755	4,71,163	8,04,958
Manufactures—										
Canoes (III. B)—	Yards	Yards	Yards	Yards	Yards					
United Kingdom	12,469	4,017	15,850	9,324
Mesopotamia	19,432	15,056	26,306	10,184	12,500	9,181	9,661	14,574	2,029	7,201
Tanganyika Territory	100	1,840	1,000
New Zealand (including Nauru and Br. Samoa)	5,000	2,000	1,100	1,197
Other British Possessions	1,150	1,500	..	2,520	942	700	970	..	1,165	562
TOTAL BRITISH EMPIRE	20,582	34,125	24,163	12,704	13,442	6,681	27,581	28,087	4,794	7,783

* Shown as a Foreign Country from 1923-24.

GENERAL EXPORTS

(802)

INDIAN MERCHANDISE

No. 14—continued

ARTICLES, AND COUNTRIES OF FINAL DESTINATION ALSO SHARE OF EACH PROVINCE	QUANTITY					VALUE				
	1922-23	1923-24	1924-25	1925-26	1926-27	1922-23	1923-24	1924-25	1925-26	1926-27
Textiles—continued										
Jute—continued						R	R	R	R	R
MANUFACTURES—continued										
Canvas (III. B)—continued	Yards	Yards	Yards	Yards	Yards					
Indo-China (including Cochin-China, Cambodia, Annam, Tonkin and French leased territories in China)	577	1,309
Other Foreign Countries	120	550	120	280
TOTAL FOREIGN COUNTRIES	577	120	550	1,309	120	280
Share of Bengal	..	11,173	4,733	720	864	..	18,970	6,946	760	432
" Bombay	21,159	22,938	29,430	12,104	12,744	11,190	14,684	16,142	4,164	7,136
" Madras	..	80	384	..	87	495
TOTAL	21,159	84,125	84,163	12,824	13,992	11,190	27,681	23,087	4,914	8,063
Stacking gunny bags (III. B)—	No.	No.	No.	No.	No.					
United Kingdom	25,749,290	27,426,159	25,167,937	24,042,117	20,285,418	1,12,50,683	1,35,11,480	1,42,14,649	1,59,75,635	1,18,13,903
Gibraltar	9,900	85,800	30,000	4,108	39,211	17,098
Cyprus	50,000	..	74,200	70,000	94,200	26,800	..	38,756	39,611	50,232
Palestine	30,200	38,100	17,077	19,140
Aden and Dependencies	380,600	509,100	282,800	482,777	516,800	1,54,842	2,38,297	1,68,925	3,15,836	2,64,910
Mesopotamia	1,359,250	1,200,930	770,400	458,200	1,010,125	6,39,674	5,72,127	4,02,334	2,67,861	5,15,540
Bahrein Islands	3,800	26,700	20,300	10,125	18,225	1,050	11,478	9,275	5,065	8,765
Maldives	..	8,000	..	800	400	..	1,562	..	558	476
Ceylon	1,348,484	446,478	1,596,520	1,572,099	1,747,749	5,30,618	1,88,362	8,26,653	9,01,534	8,52,123
Straits Settlements (including Labuan)	5,301,500	10,643,770	10,983,614	15,525,914	16,321,196	28,13,529	51,81,425	63,16,398	1,02,40,860	89,42,881
Federated Malay States	..	16,000	8,060	..	10,400	5,550
British Borneo	..	100,400	..	12,500	20,000	..	37,904	..	8,906	10,000
Hongkong	7,432,400	9,142,900	7,975,875	5,444,000	16,379,400	33,46,555	42,77,300	45,10,683	36,10,274	33,91,015
Egypt †	5,331,556	25,24,772
Gold Coast (including Br. Togoland)	10,200	38,250	373,300	212,260	377,210	3,978	18,355	1,70,438	1,56,511	2,71,062
Nigeria (including Br. Cameroons)	..	15,200	..	150,000	7,500	..	7,602	..	90,000	3,875
Protectorate of South West Africa	..	16,800	..	86,950	58,700	..	8,904	..	62,800	24,107
Cape of Good Hope	3,491,550	3,761,390	3,235,950	3,460,830	3,821,085	25,47,589	22,94,689	25,38,193	34,00,823	32,80,839
Natal	14,236,800	10,177,800	13,283,030	14,108,850	10,908,400	71,35,810	53,77,975	88,57,539	99,97,280	66,01,554
Transvaal	810,800	565,800	171,600	202,050	89,900	1,40,791	2,32,927	93,460	1,41,875	42,561
Ruodesia	407,100	477,250	637,450	503,000	192,500	1,96,164	2,47,323	3,65,154	3,40,531	1,34,695
Zanzibar and Pemba	353,900	553,250	541,650	304,750	388,250	1,90,176	2,69,135	3,10,523	1,98,557	2,17,952
Kenya Colony	2,145,800	3,126,020	4,053,534	3,335,050	4,206,350	10,22,379	14,91,421	23,61,208	22,23,277	23,16,047
Tanganyika Territory	268,200	250,750	269,100	476,525	334,650	1,81,200	1,50,775	1,60,749	2,41,343	1,60,063
Nyasaland Protectorate	6,500	500	5,700	1,500
Anglo-Egyptian Sudan	6,000	..	1,504,000	2,400	..	9,53,349
Mauritius and Dependencies	2,062,000	3,102,800	3,472,000	3,080,900	3,864,200	9,83,116	15,58,032	17,71,596	19,88,404	22,49,700
Seychelles	56,900	42,300	50,400	53,100	75,850	25,200	25,105	30,850	43,723	53,200
Canada—										
<i>Vid Atlantic Coast</i>	..	25,200	..	50,000	12,000	..	10,332	..	16,500	5,529
<i> Pacific Coast</i>	120,400	100,000	100,000	100,000	144,800	35,783	25,490	23,000	41,000	52,612
British West India Islands	2,036,320	2,391,499	2,365,600	2,398,111	2,772,552	11,73,324	13,35,636	15,88,470	19,15,856	17,20,524
British Honduras	6,750	4,455
British Guiana	963,000	776,700	481,800	886,800	566,400	4,44,104	3,57,744	2,54,595	5,62,988	2,90,296
Western Australia	5,700,750	7,436,450	9,872,900	10,180,966	13,619,100	23,79,074	35,16,125	61,57,593	65,29,323	80,84,513
South Australia (including Northern Territory)	10,799,950	13,234,950	13,057,550	15,117,567	18,667,450	51,42,310	59,76,010	68,32,929	1,00,49,932	1,16,31,556
Tasmania	16,407,450	13,811,800	20,467,300	16,991,774	25,518,910	82,67,879	69,66,294	1,29,48,738	1,14,66,347	1,60,81,656
New South Wales	13,658,600	17,036,150	19,340,325	15,278,962	16,747,175	84,04,333	97,69,062	1,35,67,967	1,35,30,334	1,37,28,641
Queensland	1,397,450	1,313,100	738,800	1,875,300	706,350	6,67,630	4,45,083	4,38,576	13,47,338	5,93,636
<i>Australian Commonwealth (Total)</i>	<i>47,954,200</i>	<i>52,932,450</i>	<i>63,526,375</i>	<i>59,444,569</i>	<i>76,372,985</i>	<i>2,53,61,726</i>	<i>2,86,73,574</i>	<i>4,19,65,303</i>	<i>4,39,23,824</i>	<i>5,01,71,002</i>
Territory of Papua	6,000	3,450
New Zealand (including Nauru and Br. Samoa)	8,050,050	10,218,210	6,028,000	8,799,025	9,487,550	44,56,793	57,25,470	41,40,467	68,38,724	67,71,207
Fiji Islands	229,500	253,500	263,100	195,000	195,000	1,02,073	1,16,460	1,52,143	1,26,645	1,02,510
TOTAL BRITISH EMPIRE	127,760,250	133,436,066	145,330,885	145,478,402	169,760,655	6,53,02,792	6,99,85,484	9,68,49,261	10,25,74,673	10,63,21,008

No. 14—continued

ARTICLES AND COUNTRIES OF FINAL DESTINATION; ALSO SHARE OF EACH PROVINCE	QUANTITY					VALUE				
	1922-23	1923-24	1924-25	1925-26	1926-27	1922-23	1923-24	1924-25	1925-26	1926-27
Textiles—continued										
Jute—continued										
MANUFACTURES—continued										
Sacking gunny bags (LII, B)—continued	No.	No.	No.	No.	No.					
Russia—										
Northern Russia	480,000	..	1,210,000	2,43,016	..	6,11,700
Southern Russia	150,000	41,000	75,000	16,660	..
Pacific Ports	330,000	70	1,32,300
Georgia	40,000	24,000
Sweden	122,000	..	100,000	40,920	..	24,125
Norway	635,000	991,630	430,000	297,600	204,900	2,00,990	3,03,246	1,37,407	1,55,022	67,778
Denmark	620,400	945,000	223,000	142,000	200,000	2,63,575	3,21,561	1,09,729	67,722	55,550
Germany	886,700	1,543,750	1,409,750	1,124,700	1,330,000	4,22,035	7,39,554	6,19,324	7,64,033	10,13,723
Netherlands	435,900	1,081,400	491,200	395,300	536,900	1,61,010	4,12,871	2,99,940	2,55,763	2,57,100
Belgium	3,841,000	5,789,800	3,049,700	4,065,700	5,669,500	11,00,252	20,16,642	20,72,181	21,05,146	23,73,674
France	506,400	382,100	665,500	560,740	1,000,064	2,64,702	1,91,007	4,51,206	2,64,422	6,13,304
Spain	3,130,300	1,239,700	175,400	20,000	128,350	11,64,671	4,63,712	70,457	14,000	62,150
Portugal	220,400	350,000	..	9,000	19,800	54,267	24,000	..	4,800	11,721
Italy	45,200	365,100	250,000	21,130	1,93,244	1,04,700
Serb-Croat-Slovene State	40,000	19,700
Roumania	220,000	39,800	35,000	20,000	224,700	1,97,112	19,424	15,800	18,000	1,14,761
Austria	..	24,600	11,316
Bulgaria	75,000	107,200	95,100	75,500	22,000	19,220	52,322	67,725	50,610	22,150
Greece	4,726,750	6,910,300	2,519,800	2,670,300	4,430,950	25,01,861	27,71,808	15,33,220	21,12,206	20,00,224
Turkey, European	1,544,500	1,767,150	1,145,500	519,820	235,110	9,07,791	10,09,603	7,87,533	4,37,001	2,23,623
Turkey, Asiatic	277,200	689,200	481,125	567,200	924,700	1,70,727	4,06,192	3,56,105	4,77,022	7,63,617
Syria	93,500	287,200	190,000	..	25,000	72,220	4,75,722	1,12,100	..	22,227
Armenia	..	19,800	..	11,010	15,300	..	12,022	..
Smyrna	76,000	81,500	426,200	637,500	1,015,466	41,227	50,127	2,42,763	4,12,223	6,01,871
Maskat Territory and Trucial Oman	53,200	62,200	29,150	23,700	69,550	26,525	29,041	16,062	49,022	22,222
Other Native States in Arabia	5,720	2,200	8,500	700	1,200	2,170	660	4,575	500	180
Persia	56,002	129,715	195,277	105,270	129,800	27,222	50,622	1,02,221	55,822	22,012
Henjam Island	12,200	55,700	50,900	7,800	40,550	4,204	12,900	16,245	2,500	10,220
Sumatra	153,000	27,500	491,700	351,050	747,550	62,525	22,762	2,10,940	2,12,761	3,29,402
Java	19,244,300	17,314,440	24,221,790	21,920,900	26,922,125	1,05,94,620	92,92,510	1,29,20,022	2,21,22,222	1,71,42,222
Borneo (Dutch)	600,000	427,400	229,200	225,900	722,000	2,67,422	2,11,222	2,22,222	4,62,222	4,02,722
Celebes and other Islands	766,500	1,222,400	909,100	904,000	1,122,800	2,42,760	5,22,200	4,24,515	3,22,724	2,02,040
Siam	11,221,000	10,122,700	10,622,950	9,104,000	11,127,010	50,62,142	67,92,947	64,02,222	56,02,627	62,22,245
Indo-China (including Cochin-China, Cambodia, Annam, Tonkin and French leased territories in China)	10,222,400	8,115,000	9,142,440	9,222,222	10,220,200	41,72,607	22,27,205	45,12,550	22,22,022	22,22,207
Philippine Islands and Guam	100,000	150,000	24,000	225,000	200,000	40,000	55,500	40,220	2,22,424	1,00,000
Formosa	5,000	..	522,200	2,112,400	2,922,200	1,200	..	6,22,000	12,22,772	12,04,102
China (exclusive of Hong-kong and Macao)	2,774,200	5,209,800	5,242,700	2,206,700	2,749,000	17,76,701	22,22,509	22,22,522	17,12,227	12,24,124
Japan	10,202,100	11,275,620	12,122,663	16,227,450	24,241,200	42,99,772	50,40,024	1,02,62,750	1,02,24,757	1,27,64,577
Egypt *	..	7,022,400	6,022,960	5,222,950	4,955,000	..	24,45,020	22,27,220	22,219	21,000
Tunisia	22,500	150,000	22,219	21,000
Morocco	1,964,700	2,444,000	230,200	675,700	251,000	2,22,116	10,22,742	1,21,077	2,22,221	1,22,224
French West Africa	..	9,200	21,600	20,450	49,700	..	5,445	14,229	22,221	20,222
Portuguese Guinea	2,000
Belgian Congo	4,200
Portuguese West Africa	21,000	122,100	122,600	215,750	422,600	11,240	20,727	1,02,701	1,97,605	2,02,221
Portuguese East Africa	5,206,424	5,621,220	7,245,222	6,521,200	7,669,260	22,22,702	27,46,142	46,22,095	50,62,627	45,02,222
Madagascar	691,700	2,207,200	2,621,975	1,022,200	1,604,800	2,22,222	9,22,245	14,27,020	6,20,214	2,20,222
Reunion	112,500	250,000	..	44,662	1,02,200	2,271
Italian East Africa (Somaliland and Britania)	79,400	102,200	211,400	96,250	124,450	27,200	22,505	1,42,071	60,712	75,794
French Somaliland	10,000	60,100	152,500	122,400	122,900	4,450	22,126	91,041	61,627	61,607

* Shown as a Foreign Country from 1922-24.

GENERAL EXPORTS

INDIAN MERCHANDISE

(804)

No. 14—continued

ARTICLES, AND COUNTRIES OF FINAL DESTINATION; ALSO SHARE OF EACH PROVINCE	QUANTITY					VALUE				
	1922-23	1923-24	1924-25	1925-26	1926-27	1922-23	1923-24	1924-25	1925-26	1926-27
Textiles—continued										
Jute—continued										
MANUFACTURES—continued										
Sacking gunny bags (I.I. B)—concluded	No.	No.	No.	No.	No.					
United States of America— Via Atlantic Coast	1,758,700	775,700	818,100	689,000	1,939,140	9,32,165	4,49,190	4,99,525	4,69,698	10,62,392
" Pacific "	847,000	1,162,200	1,429,175	786,100	1,229,255	3,87,908	5,20,413	7,34,659	4,04,356	6,09,033
Cuba	38,017,899	21,443,000	35,206,600	40,671,520	28,916,900	2,32,19,066	2,21,87,881	2,55,05,966	3,32,13,336	1,39,94,265
Hayti and St. Domingo	854,000	746,200	1,100,900	2,113,000	1,658,500	4,66,353	3,83,177	7,31,635	16,44,240	9,84,407
Porto Rico	2,444,800	2,916,000	4,206,050	4,881,200	4,471,200	11,50,432	13,69,063	26,19,870	34,00,014	24,83,379
French West Indies (including St. Pierre and Miquelon)	15,000	30,700	8,100	45,924
Dutch West Indies	7,500	3,825
Mexico	41,100	56,800	102,100	84,900	224,600	19,638	24,992	55,828	57,968	1,21,043
Guatemala	213,800	274,000	239,500	159,400	213,900	97,164	1,26,014	1,21,090	1,02,890	1,23,315
San Salvador	738,450	333,100	193,600	167,550	317,205	4,64,761	2,39,709	1,32,195	1,23,882	2,59,193
Nicaragua	50,800	94,600	147,300	155,950	338,437	25,323	45,254	97,090	1,01,123	1,85,369
Costa Rica	27,200	16,800	66,900	109,100	117,400	11,618	7,600	36,222	69,593	60,047
Colombia	50,400	..	116,500	60,000	108,000	21,168	..	58,903	27,675	54,379
Panama	10,000	40,000	22,000	7,100	29,200	13,200
Venezuela	40,000	100,000	26,200	70,500	..
Dutch Guiana	84,000	141,200	1,800	17,300	36,700	39,456	81,458	936	12,915	18,485
Paraguay	417,000	1,53,872
Argentine Republic (including the Atlantic Coast of Patagonia)	2,208,700	3,197,750	1,561,400	3,787,000	1,620,650	13,32,015	15,91,510	12,44,274	29,85,825	11,14,100
Chile (including the Pacific Coast of Patagonia)	6,501,950	43,358,550	41,590,450	43,001,875	27,797,000	26,75,916	1,46,23,725	1,65,88,814	2,07,53,952	1,22,66,540
Peru	3,999,200	5,121,700	6,339,700	4,665,600	5,509,500	20,05,838	24,99,203	36,44,328	31,54,447	29,32,793
Ecuador	107,200	15,000	40,300	51,711	7,050	24,053
Bolivia	125,000	40,000	180,000	65,000	180,000	42,900	14,050	59,600	33,250	73,625
Hawaii	1,378,600	275,000	375,400	200	100	5,13,392	1,14,875	1,52,368	700	200
Other Islands in the Pacific	15,000	..	10,000	..	15,000	6,005	..	4,900	..	9,000
TOTAL FOREIGN COUNTRIES	143,885,265	175,701,625	200,378,774	232,731,770	190,224,573	7,19,86,447	7,98,68,569	11,30,02,959	13,52,22,916	10,64,05,538
Share of Bengal	369,170,825	311,928,688	343,968,927	347,291,055	368,876,307	13,59,69,168	14,82,24,637	20,38,60,365	23,66,25,568	21,20,93,196
" Bombay	2,313,691	2,042,465	1,538,555	830,322	1,043,835	12,55,603	10,85,664	9,21,225	6,27,340	5,91,977
" Sind	115,502	100,370	68,257	84,810	58,050	46,335	41,662	33,663	41,464	26,719
" Madras	44,984	4,488	3,370	2,243	2,749	17,903	1,733	1,326	2,394	689
" Burma	600	1,580	79,550	1,229	6,437	225	487	35,731	334	14,070
TOTAL	271,645,507	314,137,601	345,709,659	341,210,172	359,935,223	13,72,89,239	14,93,54,058	20,38,52,220	23,70,97,588	21,27,26,631
Hessian gunny bags (I.I. B)—	No.	No.	No.	No.	No.					
United Kingdom	7,433,500	13,295,750	16,738,300	19,510,897	18,497,373	26,79,701	43,25,158	61,36,943	83,42,933	66,00,433
Cyprus	25,000	31,250
Ceylon	1,200	..	12,400	1,550	2,750	3,300	..	9,391	7,119	11,711
Straits Settlements (including Labuan)	50,000	5	14,250	609	..
British Borneo	200	..	25,100	600	..	6,675
Hongkong	50,000	271,000	258,800	130,000	888,000	14,500	68,811	76,150	50,601	2,20,358
Egypt*	3,576,000	18,33,080
Gape of Good Hope	37,500	17,500	51,000	35,000	103,500	13,343	5,125	17,290	13,234	22,076
Natal	1,915,000	673,041	639,000	415,000	1,292,500	6,68,803	2,32,460	1,60,462	1,16,281	4,23,295
Kenya Colony	1,800	30,000	35,000	450	6,675	7,062
Tanganyika Territory	700	850	500	1,000
Anglo-Egyptian Sudan	467,500	3,67,157
Canada— Via Atlantic Coast	150,000	..	80,000	29,250	..	15,512
" Pacific "	445,000	2,875,400	210,000	296,000	822,000	1,00,275	6,70,637	44,537	66,870	1,93,021
British West India Islands	..	20,800	20,700	..	6,136	6,200
Western Australia	2,165,000	2,367,000	2,169,000	1,053,000	1,899,600	6,53,072	10,02,500	7,75,076	4,94,224	7,43,373
South Australia (including Northern Territory)	706,800	1,441,600	482,000	1,141,000	901,200	2,73,776	6,12,199	1,92,153	5,11,937	3,67,116
Victoria	6,890,410	11,744,400	3,597,400	3,076,400	3,589,600	23,04,324	43,57,214	13,64,749	14,04,861	14,29,326
New South Wales	5,332,600	10,163,200	3,669,600	5,082,000	4,081,200	20,55,742	40,96,931	14,64,413	22,77,563	16,07,697
Australian Commonwealth (Total)	14,394,810	26,221,200	9,398,000	10,365,400	10,474,600	52,37,414	1,00,68,843	37,96,391	46,37,640	41,53,012
New Zealand (including Niua and Br. Samoa)	305,000	574,900	439,200	1,108,600	1,304,600	1,01,025	1,56,616	1,24,126	3,59,171	4,17,005
Fiji Islands	27,000	5,120
Other British Possessions	2,000	816	640	800
TOTAL BRITISH EMPIRE	28,870,010	43,950,407	28,453,700	31,833,152	33,933,778	1,07,62,581	1,55,34,586	1,04,01,252	1,36,51,938	1,24,47,465

* Shown as Exports

No. 14—continued

ARTICLES, AND COUNTRIES OF FINAL DESTINATION; ALSO SHARE OF EACH PROVINCE	QUANTITY					VALUE				
	1922-23	1923-24	1924-25	1925-26	1926-27	1922-23	1923-24	1924-25	1925-26	1926-27
<i>Textiles—continued</i>										
<i>Into—continued</i>										
<i>MANUFACTURES—continued</i>										
<i>Essian gunny bags (III. B)—continued</i>										
Sweden	No. 50,000	No. 75,000	No. ..	No. ..	No. ..	26,937	30,625
Norway	2,149,500	1,646,000	2,419,500	1,072,500	2,203,000	11,15,795	7,32,530	15,52,016	5,03,435	10,08,190
Germany	880,000	2,000	90,000	150,000	120,000	2,25,037	1,250	29,425	69,312	54,627
Netherlands	209,500	75,000	415,000	245,000	50,000	89,658	22,075	1,20,412	1,05,800	27,550
Belgium	25,000	12,000	12,525	4,500
France	25,000	150,000	20,000	12,775	71,000	4,250
Spain	100,000	10,000	12,500	4,500
Italy	700,000	240,000	961,515	620,000	..	1,72,000	59,750	2,27,006	2,52,500	..
Bulgaria	25,000	165,000	405,000	11,275	64,500	1,24,420
Roumania	65,000	22,227
Greece	195,000	195,400	212,500	164,500	70,000	52,275	94,522	1,20,625	1,20,000	22,100
Turkey, European	..	2,028,000	12,500	57,500	6,37,040	10,275	50,250	..
Turkey, Asiatic	..	275,000	321,250	55,250	224,500	..	1,04,000	1,12,627	61,125	2,02,700
Persia	3,000	2,250	..
Sumatra	..	63,000	55,700	..	12,000	..	22,740	12,055	..	10,070
Java	..	30,000	7,000	..	35,000	..	12,000	2,020	..	11,925
Borneo (Dutch)	255,000	65,000
Slam	10,000	65,000	20,400	7,200	27,750	12,220
Philippine Islands and Guam	4,042,597	2,321,200	2,797,200	2,957,200	4,642,000	12,16,012	6,59,094	9,39,624	10,54,797	12,02,071
Formosa	20,000	10,200
China (exclusive of Hong-kong and Macao)	..	165,400	70,400	25,500	40,000	..	27,225	21,254	14,205	16,520
Japan	..	100,000	327,500	120,200	559,200	..	42,000	1,65,420	42,570	2,14,795
Egypt*	..	6,277,000	7,455,500	5,552,750	9,429,020	..	40,02,267	51,22,234	41,90,424	40,70,607
Tunis	25,000	25,000	11,200	10,000	..
Morocco	..	25,000	25,000	45,000	120,000	..	9,750	9,216	17,800	42,250
Portuguese East Africa	15,000	35,000	25,000	329,000	725,000	2,227	5,227	5,000	60,577	1,22,224
Madagascar	10,000	105,000	225,000	145,000	119,000	2,052	22,400	77,615	47,175	20,222
French Somaliland	5,000	1,275	..
United States of America— Yid Atlantic Coast	1,750,000	2,122,000	2,424,000	2,275,400	4,225,200	2,91,220	7,22,175	7,22,220	2,97,777	12,12,040
" Pacific "	27,222,000	22,022,000	20,002,000	22,711,000	20,955,222	52,42,220	67,62,750	45,27,227	59,62,647	60,17,222
Porto Rico	12,200	10,422	..
French West Indies (including St. Pierre and Miquelon)	20,000	4,700
Mexico	..	100,000	50,000	20,000	120,000	..	22,275	21,500	24,150	61,275
San Salvador	22,000	2,000	12,142	645
Nicaragua	12,000	10,000	5,000	5,000	..	5,220	2,122	1,122	1,200	..
Costa Rica	22,000	4,420
Paraguay	122,200	22,422
Argentine Republic (including the Atlantic Coast of Patagonia)	..	1,005,000	454,000	..	1,002,000	..	1,92,427	1,21,220	..	4,21,602
Chile (including the Pacific Coast of Patagonia)	..	60,000	122,000	205,000	222,000	..	12,000	72,222	71,607	1,04,122
Peru	..	5,000	1,200
Hawaii	5,951,200	5,522,200	10,222,000	7,724,000	9,022,400	22,44,222	24,21,407	25,52,724	20,92,104	27,20,610
Other Islands in the Pacific	20,000	..	10,000	10,200	..	2,200
Other Foreign Countries	127	120	272	172
TOTAL FOREIGN COUNTRIES	42,716,224	52,627,220	50,976,022	44,990,000	52,170,942	1,12,12,000	1,22,21,221	1,72,54,710	1,64,64,222	1,22,97,224
<i>Share of Bengal</i>	<i>72,222,224</i>	<i>22,272,227</i>	<i>72,421,722</i>	<i>72,272,122</i>	<i>22,122,702</i>	<i>2,22,72,227</i>	<i>2,22,22,717</i>	<i>2,22,27,222</i>	<i>2,01,12,722</i>	<i>2,10,12,720</i>
<i>" Bombay</i>	<i>..</i>	<i>..</i>	<i>..</i>	<i>227</i>	<i>1,012</i>	<i>..</i>	<i>..</i>	<i>..</i>	<i>1,412</i>	<i>1,220</i>
<i>" Burma</i>	<i>..</i>	<i>2,200</i>	<i>..</i>	<i>..</i>	<i>..</i>	<i>..</i>	<i>1,220</i>	<i>..</i>	<i>..</i>	<i>..</i>
TOTAL	72,222,224	22,272,227	72,421,722	72,272,122	22,104,721	2,22,72,227	2,22,22,707	2,22,27,222	2,01,12,710	2,10,12,412
<i>Total Gunny bags (III. B)—</i>	<i>No.</i>	<i>No.</i>	<i>No.</i>	<i>No.</i>	<i>No.</i>	<i>No.</i>	<i>No.</i>	<i>No.</i>	<i>No.</i>	<i>No.</i>
United Kingdom	21,217,700	40,721,209	21,956,227	22,522,014	22,722,722	1,22,20,224	1,72,22,622	2,02,51,202	2,42,12,272	1,24,12,222
Gibraltar	2,200	22,200	20,000	4,102	22,21	17,022
Cyprus	75,000	..	74,200	70,000	94,200	22,020	..	22,720	22,211	20,222
Palestine	22,200	22,100	17,077	19,140
Aden and Dependencies	220,200	509,100	222,200	422,77	512,200	1,24,242	2,22,227	1,62,222	2,12,222	2,24,210
Mesopotamia	1,222,220	1,201,742	770,409	422,200	1,012,112	6,22,274	5,72,227	4,02,224	2,07,222	2,1,224
Bahrain Islands	2,200	22,700	20,270	10,122	12,222	1,020	11,472	2,27	6,022	2,722
	..	2,000	..	200	400	..	1,222	..	222	47

GENERAL EXPORTS

(806)

INDIAN MERCHANDISE

No. 14—continued

ARTICLES AND COUNTRIES OF FINAL DESTINATION; ALSO SHARE OF EACH PROVINCE	QUANTITY					VALUE				
	1922-23	1923-24	1924-25	1925-26	1926-27	1922-23	1923-24	1924-25	1925-26	1926-27
Textiles—continued										
Jute—continued										
MANUFACTURES—continued										
<i>Total Gunny bags (III. E)—continued</i>	No.	No.	No.	No.	No.					
✓ Ceylon	1,849,684	446,478	1,608,920	1,578,649	1,750,499	5,33,918	1,83,362	3,36,044	9,08,653	3,63,839
Straits Settlements (including Labuan)	5,301,500	10,648,770	11,033,614	15,525,919	16,321,196	28,13,529	51,81,425	68,80,648	1,02,41,469	89,42,931
Federated Malay States	16,000	8,030	..	10,400	5,550
British Borneo	100,400	200	12,500	45,100	..	37,904	600	8,908	16,675
Hongkong	7,532,400	9,413,900	7,934,475	5,574,000	16,267,400	33,61,055	43,46,111	45,83,333	36,60,375	86,11,573
Egypt*	8,907,556	43,57,852
Gold Coast (including Br. Togoland)	10,200	38,250	273,300	212,800	377,210	3,978	18,355	1,70,433	1,56,511	2,71,062
Nigeria	15,200	..	159,000	7,500	..	7,692	..	90,000	3,675
Protectorate of South-West Africa	16,800	..	86,950	53,700	..	8,904	..	62,809	24,167
Cape of Good Hope	3,529,050	3,778,899	3,236,950	3,495,639	3,925,185	25,60,932	22,99,814	25,55,433	34,14,062	33,12,915
Natal	16,201,300	10,850,841	13,922,039	14,523,350	12,200,900	78,04,613	56,10,435	85,18,001	1,01,13,561	70,27,759
Transvaal	310,800	565,800	171,600	202,050	89,000	1,40,791	2,32,927	93,460	1,41,375	42,581
Rhodesia	407,100	477,250	637,450	503,000	192,500	1,96,164	2,47,323	3,65,154	3,40,581	1,34,595
Zanzibar and Pemba	353,900	553,250	541,650	304,750	383,250	1,90,176	2,69,135	3,10,523	1,93,557	2,17,952
Kenya Colony	2,145,800	3,136,080	4,055,334	3,385,050	4,241,350	10,22,879	14,91,421	23,61,633	22,29,952	23,23,109
Tanganyika Territory	268,200	250,750	269,100	477,225	335,500	1,81,200	1,50,775	1,60,749	2,42,143	1,61,038
Nyasaland Protectorate	6,500	500	5,700	1,500
Anglo-Egyptian Sudan	6,000	..	1,971,500	2,400	..	13,20,503
Mauritius and Dependencies	2,054,000	3,102,800	3,472,000	3,080,900	3,864,200	9,83,756	15,58,032	17,71,596	19,63,404	22,49,700
Seychelles	56,900	42,300	50,400	53,100	75,850	25,200	25,105	30,850	43,723	53,200
Canada—										
Via Atlantic Coast	150,000	25,200	30,000	50,000	12,000	29,250	10,392	15,512	16,500	5,520
" Pacific "	565,400	2,975,400	310,000	393,000	936,800	1,36,058	6,96,117	67,537	1,07,970	2,50,433
British West India Islands	2,036,320	2,412,299	2,365,600	2,393,111	2,792,552	11,73,324	13,41,771	16,68,470	19,15,856	17,29,724
* British Honduras	6,750	4,455
British Guiana	983,000	776,700	481,800	336,800	566,400	4,44,104	3,57,744	2,54,595	5,62,933	2,99,296
Western Australia	7,365,750	10,353,450	12,041,900	11,236,966	15,512,700	35,32,146	45,18,625	69,32,669	70,23,547	33,33,336
South Australia* (including Northern Territory)	11,506,750	14,726,550	13,519,550	16,257,537	19,591,650	54,16,536	65,33,208	90,25,032	1,05,61,919	1,20,43,672
Victoria	23,097,860	25,556,200	24,064,700	20,061,174	29,108,510	1,05,72,703	11,13,23,503	1,43,13,437	1,23,71,203	1,75,10,932
New South Wales	18,991,200	27,204,350	23,009,925	20,360,962	20,323,375	1,04,60,075	1,33,65,993	1,50,52,330	1,53,07,452	1,52,34,333
Queensland	1,397,450	1,313,100	788,300	1,375,300	706,350	6,67,630	4,45,033	4,33,573	13,47,333	5,93,633
✓ Australian Commonwealth (Total)	62,85,9,010	79,153,650	73,434,375	69,739,939	85,747,535	3,00,49,140	3,37,41,417	4,57,02,194	4,76,11,464	5,43,28,014
Territory of Papua	6,000	8,450
New Zealand (including Niue and Br. Samoa)	3,355,050	10,793,110	6,467,200	2,907,625	10,792,150	45,57,813	53,32,033	42,64,593	71,97,395	71,83,212
Fiji Islands	229,500	253,500	290,100	195,000	195,000	1,02,073	1,16,469	1,57,233	1,26,645	1,02,510
TOTAL BRITISH EMPIRE	156,630,260	182,336,373	173,786,535	177,361,554	203,694,433	7,60,65,373	8,55,20,070	10,12,50,513	11,62,26,010	11,87,68,663
Russia—										
Northern Russia	450,000	..	1,210,000	2,43,016	..	6,11,700
Southern Russia	150,000	41,600	75,000	16,560	..
Pacific Ports	320,000	1,52,800
Georgia	40,000	24,000
Sweden	50,000	75,000	132,000	..	100,000	26,937	30,625	40,920	..	36,125
Norway	2,784,500	2,637,030	3,349,500	1,370,100	2,406,900	13,16,794	10,36,426	10,95,423	6,63,451	10,93,977
Denmark	620,400	945,000	223,000	142,000	200,000	2,63,575	3,21,561	1,09,729	67,732	85,359
Germany	1,766,700	1,550,750	1,539,750	1,274,700	2,000,000	7,57,072	7,60,304	8,43,749	3,23,345	10,63,410
Netherlands	645,100	1,156,400	906,200	640,300	536,800	2,50,663	4,35,946	3,57,352	3,61,563	2,34,956
Belgium	3,866,000	5,739,800	3,049,700	4,035,700	5,934,500	11,13,773	20,16,612	30,73,131	21,05,146	23,83,474
France	503,400	332,100	700,590	710,740	1,110,064	2,64,702	1,91,997	4,65,071	4,35,452	6,17,654
Spain	3,230,600	1,239,700	175,400	20,000	136,350	11,33,171	4,63,712	70,457	14,000	66,759
Portugal	220,400	350,000	..	9,000	19,800	54,237	84,000	..	4,360	11,731
Italy	745,200	605,100	1,231,513	620,000	..	1,97,133	2,52,994	4,33,706	2,53,500	..
Austria	24,000	11,316
Serb-Croat-Slovene State	40,000	19,700
Bulgaria	75,000	107,200	130,100	240,500	443,000	19,350	52,352	59,160	1,14,333	1,46,660
Rumania	200,000	39,600	100,000	20,000	224,700	1,97,112	19,404	33,137	13,000	1,14,761
Greece	4,921,750	7,105,700	2,732,300	3,034,300	4,510,950	25,54,636	33,66,330	17,16,355	22,42,303	22,31,334
Turkey, European	1,544,500	3,305,150	1,159,000	577,130	335,110	9,07,791	16,46,643	7,93,733	5,33,241	2,23,323

* Shown as a Foreign Country from 1923-24.

No. 14—continued

ARTICLES, AND COUNTRIES OF FINAL DESTINATION; ALSO SHARE OF EACH PROVINCE	QUANTITY					VALUE				
	1922-23	1923-24	1924-25	1925-26	1926-27	1922-23	1923-24	1924-25	1925-26	1926-27
Textiles—continued										
Jute—continued										
MANUFACTURES—continued										
Total Gunny bags (III. E) —continued	No.	No.	No.	No.	No.					
Turkey, Asiatic	277,800	1,164,200	612,375	623,450	1,199,300	1,70,757	5,09,692	4,74,792	6,80,047	9,72,317
Syria	98,500	287,300	190,000	..	35,000	78,350	1,75,782	1,18,100	..	22,637
Armenia	..	19,800	..	11,010	15,900	..	13,068	..
Smyrna	76,000	81,500	4,26,900	637,500	1,015,466	41,267	50,127	2,42,763	4,12,233	5,01,871
Muscat Territory and Tru- cial Oman	58,200	62,200	29,150	58,700	60,550	26,535	29,041	16,063	40,036	30,636
Other Native States in Arabia	5,780	2,700	8,800	700	1,200	2,170	600	4,375	800	160
Persia	56,109	129,945	195,277	108,270	122,800	27,508	59,213	1,02,851	61,140	58,918
Hemjam Island	18,200	55,700	50,900	7,800	40,550	4,204	18,050	10,248	2,500	10,220
Sumatra	158,000	150,500	337,400	351,050	705,550	68,535	65,802	2,27,005	2,12,761	4,00,138
Java	19,844,800	17,344,440	24,668,700	31,930,600	26,237,186	1,05,94,630	93,20,410	1,69,22,053	2,31,61,293	1,71,66,305
Borneo (Dutch)	600,000	487,400	639,200	826,900	1,003,000	2,67,499	2,11,259	2,22,612	4,68,600	4,98,206
Celebes and other Islands	766,500	1,239,400	909,100	904,000	1,126,800	2,46,760	5,85,800	4,91,518	8,60,781	5,93,046
Siam	11,871,000	10,257,700	10,679,350	9,104,000	11,157,010	50,73,318	43,31,697	64,26,618	66,92,697	58,60,246
Indo-China (including Cochin China, Cambodia, Annam Tonkin and French leased Territories in China)	10,338,400	8,115,000	9,142,440	9,293,325	10,220,200	41,73,607	36,37,395	45,18,660	56,63,988	52,38,307
Philippine Islands and Guam	4,142,597	2,531,200	2,681,200	2,722,200	4,649,000	12,55,018	7,44,594	9,79,944	12,69,301	14,00,071
Formosa	5,000	..	372,200	2,116,400	2,922,200	1,300	..	6,22,200	12,64,772	19,94,108
China (exclusive of Hong- kong and Macao)	3,774,200	5,975,000	5,412,100	2,681,200	2,798,000	17,76,701	27,63,775	32,42,419	17,27,602	16,00,098
Japan	10,808,100	11,375,650	18,580,263	16,757,650	21,901,000	42,99,77	50,68,054	1,06,24,170	1,06,67,888	1,29,79,876
Tunis	25,000	77,500	160,000	11,500	54,119	81,000
Morocco	1,044,700	2,469,000	355,900	721,700	471,000	2,25,318	10,29,496	1,31,128	4,01,231	2,24,544
Egypt*	..	14,005,400	12,499,450	11,451,700	14,414,050	..	74,50,947	84,10,474	79,80,329	75,68,212
French West Africa	..	9,900	21,600	80,450	49,700	..	6,445	14,239	56,331	30,853
Portuguese Guinea	3,000	1,800	..
Belgian Congo	4,200	2,516	..
Portuguese West Africa	21,000	152,100	183,800	315,750	433,800	11,340	60,787	1,08,701	1,97,605	2,20,391
Portuguese East Africa	5,321,424	5,666,320	7,971,229	6,900,800	2,404,200	22,23,539	27,51,285	46,47,199	51,36,264	46,31,484
Madagascar	701,700	2,312,300	2,947,975	1,170,800	1,722,800	2,95,948	9,98,245	15,04,665	6,67,667	8,70,220
Réunion	112,500	250,000	8,800	44,662	1,62,500	2,971
Italian East Africa (Somali- land and Eritrea)	79,400	108,800	211,400	96,350	124,450	27,300	59,505	1,42,091	69,718	75,194
French Somaliland	10,000	60,100	153,500	127,400	128,900	4,450	22,166	91,041	69,202	61,697
United States of America—										
Via Atlantic Coast	3,508,700	3,893,700	4,242,100	2,984,400	6,274,640	13,23,425	12,31,865	12,24,555	10,87,475	22,77,432
" Pacific "	28,183,000	29,258,200	21,432,175	23,447,100	22,185,578	60,37,736	72,60,163	53,22,416	64,59,998	67,16,009
Cuba	29,017,899	21,443,000	25,205,600	40,671,320	28,916,200	2,32,19,008	1,21,57,291	2,65,05,966	2,32,12,336	1,99,94,266
Haiti and St. Domingo	854,000	742,200	1,100,900	2,112,000	1,653,500	4,66,258	3,33,177	7,31,633	16,44,249	9,24,407
Porto Rico	2,444,800	2,916,000	4,206,050	4,806,400	4,471,200	11,50,432	12,69,063	26,19,970	34,70,632	24,55,979
French West Indies (including St. Pierre and Miquelon)	15,000	100,700	3,100	60,624
Dutch West Indies	7,500	2,325
Mexico	41,100	154,800	152,100	164,900	374,800	19,628	51,267	77,328	92,119	1,32,923
Guatemala	212,900	274,000	239,500	159,400	213,900	97,184	1,26,014	1,21,000	1,02,890	1,26,316
San Salvador	321,450	333,100	193,800	197,550	317,265	4,33,908	2,29,799	1,22,195	1,38,892	2,69,193
Nicaragua	62,800	97,600	152,300	160,950	228,437	21,108	45,899	98,252	1,02,422	1,25,269
Costa Rica	27,200	29,800	64,900	107,100	149,400	11,618	9,766	36,222	69,592	66,527
Colombia	50,400	..	118,500	60,000	106,000	21,163	..	58,902	27,575	54,379
Panama	10,000	40,000	22,000	7,100	29,200	12,200
Venezuela	40,000	100,000	20,200	70,500	..
Dutch Guiana	84,000	141,200	1,800	17,300	26,700	39,456	61,456	926	12,915	13,485
Paraguay	583,800	1,92,240
Argentine Republic (including the Atlantic Coast of Patagonia)	2,202,700	4,202,750	2,015,400	3,757,000	2,712,650	12,32,015	17,24,947	12,76,151	29,25,625	15,35,702
Chile (including the Pacific Coast of Patagonia)	6,501,950	48,912,550	41,779,450	43,206,875	28,135,000	23,75,916	1,46,47,625	1,66,82,212	2,06,25,647	1,22,70,899

* Shown as a Foreign Country from 1922-24.

GENERAL EXPORTS

(808 -)

INDIAN MERCHANDISE

No. 14—continued

ARTICLES, AND COUNTRIES OF FINAL DESTINATION; ALSO SHARE OF EACH PROVINCE	QUANTITY					VALUE				
	1922-23	1923-24	1924-25	1925-26	1926-27	1922-23	1923-24	1924-25	1925-26	1926-27
Textiles—continued										
Jute—continued										
MANUFACTURES—continued										
Total gunny bags (L.I. B)—concluded	No.	No.	No.	No.	No.					
Peru	8,999,200	5,126,700	6,339,700	4,665,600	5,509,500	20,05,838	25,01,103	36,44,828	31,54,447	29,62,793
Ecuador	107,200	15,000	40,300	51,711	7,050	24,058
Bolivia	125,000	40,000	160,000	65,000	180,000	42,900	14,050	59,600	33,250	78,625
Hawaii	7,820,400	8,807,800	10,663,400	7,784,200	9,082,500	27,57,718	25,35,782	37,11,122	30,00,504	27,89,819
Other Islands in the Pacific	45,000	..	20,000	..	15,000	16,575	..	7,100	..	9,000
TOTAL FOREIGN COUNTRIES	187,601,619	231,329,565	251,354,939	247,721,770	245,395,516	8,35,03,413	9,61,89,050	13,08,59,669	15,08,87,148	12,50,03,487
Share of Bengal	341,767,129	411,565,025	423,400,892	424,163,210	447,989,009	15,82,43,715	18,06,79,404	23,11,18,327	26,66,40,311	24,31,33,966
.. Bombay	2,213,594	2,042,466	1,683,555	831,329	1,044,664	12,56,603	10,86,564	9,21,235	5,28,755	5,93,627
.. Sind	115,502	100,370	69,827	84,310	56,050	46,335	41,662	33,663	41,464	28,719
.. Madras	44,924	4,438	3,370	2,246	2,749	17,998	1,753	1,326	2,394	669
.. Burma	600	3,590	79,550	1,229	6,487	225	1,737	35,731	834	14,070
TOTAL	344,231,879	413,715,938	425,141,424	425,083,324	449,089,949	15,95,69,786	18,17,10,020	23,21,10,182	26,72,12,758	24,27,72,050
Backing gunny cloth (L.I. B)—	Yards	Yards	Yards	Yards	Yards					
United Kingdom	4,765,425	6,344,400	4,916,483	5,603,900	1,989,200	9,98,881	13,11,909	11,58,055	15,64,619	4,53,989
Aden and Dependencies	37,000	10,446	..
Ceylon	1,350	25,000	7,000	442	6,875	2,940
Straits Settlements (including Labuan)	472,000	..	79	20,000	50,000	75,090	..	160	4,550	8,750
Hongkong	54,000	59,000	64,000	30,000	40,000	13,757	13,275	16,920	7,200	11,100
Egypt*	1,862,000	3,72,900
Cape of Good Hope	12,000	109	..	2,760	50	..
Natal	30,000	165,000	..	6,150	1,12,200	..
Rhodesia	50,000	21,250
Canada—										
Via Atlantic Coast	100,000	24,000	27,500	100,000	..	23,250	5,760	6,875	35,950	..
" Pacific "	..	7,200	28,000	44,000	53,000	..	3,060	10,020	13,867	20,075
British West India Islands	20,000	3,000
Western Australia	50,000	192,000	136,000	316,000	339,000	10,050	36,807	41,590	78,847	1,08,260
South Australia (including Northern Territory)	982,500	1,057,550	785,000	1,787,500	851,500	1,94,430	2,30,708	2,12,462	5,52,285	2,71,667
Victoria	705,000	2,080,000	2,368,000	2,780,000	1,863,000	1,43,775	4,67,243	7,12,420	3,92,305	6,37,290
New South Wales	4,239,000	3,658,550	4,837,000	5,108,000	4,163,000	9,94,590	8,45,378	13,22,441	16,62,841	12,34,068
Queensland	..	175,000	185,000	159,000	117,000	..	39,992	51,375	51,487	29,867
Australian Commonwealth (Total)	5,976,500	7,163,100	8,339,000	10,145,500	7,333,500	13,42,395	16,20,128	23,40,788	32,37,545	22,79,142
New Zealand (including Nauru and Br. Samoa)	63,000	138,500	42,600	102,000	116,000	12,984	37,076	14,117	39,315	41,512
Other British Possessions	..	1,000	120	..	2,000	..	200	297	..	325
TOTAL BRITISH EMPIRE	13,384,925	13,787,200	13,939,132	16,272,500	9,630,700	28,48,667	29,91,408	35,52,174	50,36,417	28,44,033
Norway	242,000	320,000	935,000	85,800	1,36,950	3,42,625
Turkey, European	10,000	4,500	..
Smyrna	35,000	3,100
Sumatra	..	450,000	200,000	4,50,000	470,000	..	86,250	45,000	1,07,700	93,600
Java	100,000	30,000	90,000	136,000	181,000	15,000	5,850	19,236	46,679	40,484
Celebes and other Islands	15,000	40,000	..	170,000	115,000	2,400	6,037	..	34,550	20,239
Egypt*	..	4,464,000	3,382,000	2,564,000	1,599,800	..	10,56,035	9,48,765	3,15,100	4,27,253
Portuguese East Africa	..	11,500	70,000	10,000	2,687	2,050	2,000	..
Madagascar	500	100,000	125	33,000	..
United States of America—										
Via Atlantic Coast	22,025,068	26,232,595	32,775,280	30,242,473	53,653,933	39,55,426	50,98,260	65,56,477	65,10,524	1,31,97,233
" Pacific "	903,800	900,200	752,400	682,859	897,800	2,31,729	2,73,340	2,52,307	2,53,531	3,90,805
Mexico	340,000	85,406	..
Venezuela	..	150,000	50,750	..	32,625	13,503
Argentine Republic (including the Atlantic Coast of Patagonia)	4,573,000	6,806,000	8,474,000	3,585,000	7,191,000	10,67,330	14,40,874	18,25,030	24,44,119	20,93,650
Chile (including the Pacific Coast of Patagonia)	109,000	60,000	59,465	14,925
Ecuador	1,122,000	1,330,000	1,990,000	1,440,132	700,000	2,63,230	3,03,950	5,53,437	4,44,282	1,84,375
Hawaii	300,000	42,000
Other Foreign Countries	2,000	..	200	..	1,000	625	..	100	..	500
TOTAL FOREIGN COUNTRIES	29,154,868	40,414,205	47,938,330	45,091,464	70,890,323	56,37,205	63,11,408	1,02,93,927	1,09,18,341	1,68,27,232
Share of Bengal	49,493,368	54,151,495	61,863,962	61,363,964	80,580,033	24,34,772	1,13,02,316	1,38,45,559	1,59,54,758	1,96,70,766
.. Sind	2,000	..	200	..	1,000	625	..	100	..	500
.. Madras	1,425	..	750	475	..	262
.. Burma	600	180
TOTAL	42,489,793	54,151,495	61,865,512	61,363,964	80,581,033	24,35,397	1,13,02,316	1,38,45,101	1,59,54,758	1,96,71,265

* Shown as a Foreign Country from 1923-24

No. 14—continued

ARTICLES, AND COUNTRIES OF FINAL DESTINATION; ALSO SHARE OF EACH PROVINCE	QUANTITY					VALUE				
	1922-23	1923-24	1924-25	1925-26	1926-27	1922-23	1923-24	1924-25	1925-26	1926-27
Textiles—continued										
Jute—continued										
MANUFACTURES—continued										
<i>Hessian gunny cloth (L.L. E)—</i>	Yards	Yards	Yards	Yards	Yards					
United Kingdom	45,156,734	59,765,100	61,830,020	54,668,250	48,403,770	95,93,451	1,15,24,349	1,25,52,189	1,35,74,177	97,54,019
Cyprus	10,000	1,857
Palestine	50,000	10,000	8,000	2,245
Aden and Dependencies	20,000	41,000	42,500	104,770	82,210	9,416	10,845	13,692	29,731	17,911
Mesopotamia	24,400	245,540	777,300	3,308,961	334,000	8,328	82,523	1,77,438	74,303	87,836
Ceylon	2,008,000	2,636,400	3,007,425	3,151,200	3,158,808	4,52,007	5,69,699	7,05,006	8,04,139	6,72,610
Straits Settlements (including Labuan)	21,000	38,000	32,000	184,068	414,379	5,600	7,107	5,035	41,411	84,049
British Borneo	10,000	1,575
Hongkong	31,000	2,300,000	4,972,000	5,657,500	5,147,000	6,750	5,19,339	12,84,669	17,42,469	12,71,895
Egypt*	900,000	1,51,937
Cape of Good Hope	619,449	785,000	835,000	963,950	994,540	1,70,371	1,84,009	1,99,914	2,01,708	2,05,852
Natal	1,904,083	1,669,200	1,774,900	2,735,450	2,915,700	2,84,049	2,48,058	4,08,510	7,00,447	6,54,545
Transvaal	82,750	60,000	32,000	45,000	10,000	21,335	11,900	8,000	12,000	2,300
Rhodesia	84,000	68,000	109,000	84,000	195,000	10,070	12,600	26,220	10,000	22,000
Zanzibar and Pemba	70,000	266,635	233,000	42,000	307,000	12,200	67,737	50,155	10,600	70,097
Kenya Colony	247,600	830,400	1,195,462	1,220,460	911,340	75,225	1,70,961	2,25,236	2,44,684	2,12,037
Tanganyika Territory	10,000	25,000	225,600	78,000	160,000	2,300	8,000	65,174	24,447	39,550
Nyasaland Protectorate	6,000	1,500
Mauritius and Dependencies	3,000	2,200	4,000	17,250	23,750	561	650	780	4,200	7,140
Seychelles	1,000	9,000	3,000	6,000	4,000	800	2,250	600	1,550	1,000
Canada—										
Via Atlantic Coast	60,654,700	58,314,500	61,950,500	57,557,000	54,139,000	1,19,92,006	1,04,86,180	1,20,82,311	1,20,32,371	1,01,29,004
" Pacific "	3,645,000	4,018,500	3,495,000	4,158,000	5,412,000	6,71,221	6,29,319	6,15,699	5,18,536	6,15,291
British West India Islands	20,000	2,650
Western Australia	538,750	562,555	769,150	722,100	729,400	1,55,991	1,84,189	2,19,340	2,16,428	2,30,613
South Australia (including Northern Territory)	2,008,544	2,209,264	2,529,400	2,894,350	2,561,000	5,62,822	6,11,364	7,20,262	8,29,542	7,67,418
Victoria	5,248,892	4,238,969	5,052,910	5,145,530	6,068,900	15,90,508	11,86,869	17,08,422	15,38,524	17,02,822
Tasmania	5,250	5,250	1,768	1,612
New South Wales	7,997,305	5,749,991	7,896,450	3,402,400	3,067,550	22,72,126	15,22,822	21,81,554	24,52,249	22,24,590
Queensland	1,631,648	1,954,919	3,421,200	3,042,750	1,635,305	4,84,543	4,43,317	5,44,526	7,90,095	4,01,561
Australian Commonwealth (Total)	17,419,639	14,719,948	21,274,350	20,205,150	19,121,255	51,22,000	39,47,022	56,71,266	60,02,142	54,97,004
New Zealand (including Nauru and Br. Samoa)	1,891,620	2,705,554	3,160,900	3,274,500	3,497,250	4,52,116	7,40,319	8,16,414	10,12,049	9,89,585
Other British Possessions	981	1,050	1,502	642	734	167	860	400	118	122
TOTAL BRITISH EMPIRE	124,237,961	148,618,027	164,977,570	154,595,141	145,229,026	2,92,05,528	2,99,44,171	3,51,19,451	3,75,09,637	3,06,29,006
Russia	50,000	9,500
Sweden	149,000	150,000	100,000	27,010	25,500	16,575
Norway	54,000	140,000	225,800	1,922,000	829,000	10,925	29,275	53,755	5,59,007	1,40,021
Germany	1,158,500	320,000	1,382,500	1,786,000	1,897,000	2,22,329	44,149	2,02,725	4,25,060	2,62,952
Netherlands	425,000	100,000	1,720,000	700,000	..	88,437	12,975	2,32,239	1,58,623	..
France	395,000	260,000	298,000	65,122	44,300	51,797
Italy	60,000	2,000	100,000	20,000	166,000	14,475	300	19,281	4,900	30,968
Roumania	50,000
Bulgaria	50,000	80,000	180,000	7,504	14,031	24,192	..
Greece	625,000	1,328,000	2,374,500	2,333,500	2,328,500	1,32,095	2,50,188	5,84,826	5,11,297	4,62,062
Turkey, European	448,000	660,000	2,250,000	1,689,750	2,758,000	79,645	1,21,542	4,47,143	3,50,222	5,29,122
Turkey, Asiatic	202,000	402,000	400,000	310,000	1,020,000	35,730	38,013	88,774	75,349	2,16,443
Syria	60,000	208,000	500,000	14,037	41,577	1,05,750
Smyrna	148,000	24,000	66,000	50,000	262,000	25,419	5,029	11,714	11,823	66,126
Masfat Territory and Trucial Oman	5,140	46,025	5,400	15,500	..	2,017	12,497	1,435	6,200
Yzra	108,400	278,950	413,696	222,050	1,227,718	24,262	72,450	1,10,264	62,071	1,46,896
Sumatra	25,000	66,000	375,000	23,000	30,000	5,700	17,111	56,912	7,210	8,807
Java	115,000	180,000	182,200	272,000	430,300	29,650	40,000	41,426	65,050	86,887
Celebes and other islands	10,000	..	25,000	1,500	..	5,250	..
Borneo (Dutch)	55,000	62,000	16,000	8,000	7,707	2,120

* Shown as a Total in U.S. entry from 1922-24.

GENERAL EXPORTS

(810)

INDIAN MERCHANDISE

No. 14—continued

ARTICLES AND COUNTRIES OF FINAL DESTINATION; ALSO SHARE OF EACH PROVINCE	QUANTITY					VALUE				
	1922-23	1923-24	1924-25	1925-26	1926-27	1922-23	1923-24	1924-25	1925-26	1926-27
Textiles—continued						R	R	R	R	R
Jute—continued										
MANUFACTURES—continued										
Hessian gunny cloth (III, B)—continued	Yards	Yards	Yards	Yards	Yards					
Indo-China (including Cochin-China, Cambodia, Annam, Tonkin and French leased territories in China)	279,000	280,000	240,000	230,000	275,000	65,840	51,125	55,500	55,975	52,550
Philippine Islands and Guam	6,917,000	8,185,000	6,860,000	7,309,000	6,224,000	16,84,061	18,38,532	16,89,000	21,59,357	13,47,617
China (exclusive of Hong-kong and Macao)	6,981,000	10,049,000	6,054,000	9,202,000	9,642,000	14,46,672	20,84,741	15,01,843	22,42,245	20,41,508
Japan	200,000	475,000	408,000	353,000	1,737,200	38,250	75,250	68,687	76,240	3,98,941
Egypt *	—	380,000	1,914,000	1,128,000	1,208,000	—	78,500	3,72,685	2,38,029	2,20,248
Tunis	500,000	1,06,250
Morocco	..	200,000	1,043,000	143,000	46,260	2,31,631	44,424	..
Portuguese East Africa	134,000	557,100	484,300	741,750	1,209,000	37,477	1,34,057	1,11,252	1,96,305	2,69,463
Portuguese West Africa	..	20,000	20,000	2,950	4,612
Madagascar	96,000	220,000	16,575	40,419	..
Italian East Africa (Somaliand and Eritrea)	1,000	..	10,000	12,000	17,000	250	..	2,802	5,825	3,629
French Somaliland	27,500	4,819
United States of America—	855,317,857	829,244,755	637,268,931	898,027,528	823,508,022	15,82,08,239	13,98,91,625	16,61,82,156	18,63,86,408	14,58,58,557
Atlantic Coast
Pacific	76,146,400	89,630,000	71,196,826	90,997,411	92,863,029	1,50,62,072	1,66,31,900	1,89,17,385	2,01,41,401	1,78,35,029
Ouba	..	282,000	326,000	80,000	144,000	..	56,237	68,695	17,100	28,530
Hayti and St. Domingo	250,000	150,500	146,000	48,480	29,673	2,760
Porto Rico	480,000	150,000	124,000	250,000	..	84,974	27,937	25,265	62,500	..
Mexico	240,000	222,000	45,450	44,837	..
Colombia	48,000	40,000	9,695	6,012
Brazil	..	763,000	630,500	937,000	140,000	..	1,02,697	1,40,228	2,13,005	27,212
Paraguay	170,000	50,000	40,000	36,000	11,062	7,400
Uruguay	3,932,500	11,780,346	12,638,118	12,168,000	15,541,000	8,23,623	21,03,121	26,17,445	27,98,782	31,72,304
Argentine Republic (including the Atlantic Coast of Patagonia)	121,739,460	185,392,000	224,985,538	211,820,500	311,038,500	2,67,69,401	3,24,65,398	4,88,07,745	4,67,64,622	6,01,47,948
Chile (including the Pacific Coast of Patagonia)	834,000	540,000	815,000	906,000	932,000	1,35,381	84,358	1,36,041	1,71,292	1,41,839
Peru	290,000	1,890,000	1,794,000	2,273,400	2,278,000	57,606	3,12,348	3,28,140	4,56,124	3,78,053
Ecuador	..	70,000	6,000	40,000	26,000	..	13,450	1,260	9,612	5,590
Hawaii	818,000	2,237,000	81,000	100,000	..	2,77,162	5,74,236	23,365	17,375	..
Other Foreign Countries	..	6,000	5,000	100	859	1,105	190	..
TOTAL FOREIGN COUNTRIES	1,077,574,117	1,145,977,991	1,229,445,044	1,245,421,889	1,277,277,567	20,54,95,836	19,68,07,971	23,38,09,103	26,45,53,689	23,40,58,434
Share of Bengal	1,208,725,178	1,293,320,358	1,392,794,056	1,399,130,499	1,421,226,877	23,39,33,462	22,58,28,353	26,84,76,994	30,17,97,816	26,46,23,129
Bombay	3,131,100	1,264,225	1,616,953	863,331	1,304,426	7,66,632	3,21,022	4,43,574	2,50,357	3,58,109
Sind	6,800	6,540	12,600	22,700	15,700	1,330	2,767	3,986	6,150	6,200
TOTAL	1,211,862,078	1,294,591,018	1,394,422,614	1,400,017,030	1,422,546,803	23,47,01,424	22,61,52,142	26,89,28,554	30,20,54,326	26,43,87,438
total Gunny cloth (III, B)	Yards	Yards	Yards	Yards	Yards					
United Kingdom	49,922,159	66,109,500	66,746,503	60,272,150	50,892,970	1,05,92,332	1,28,36,258	1,87,10,194	1,41,38,796	1,02,12,95
Cyprus	10,000	1,857
Palestine	..	50,000	10,000	8,000	2,245
Aden and Dependences	20,000	41,000	42,500	141,770	82,210	9,416	10,855	13,692	40,177	17,911
Mesopotamia	26,400	345,540	777,800	308,961	334,000	8,326	88,523	1,77,435	74,203	87,556
Ceylon	2,008,000	2,638,400	3,008,776	3,176,200	3,165,508	4,82,007	5,69,699	7,06,438	9,03,014	6,75,550
Straits Settlements (including Labuan)	498,000	38,000	32,079	204,068	464,379	80,690	7,107	5,195	45,931	92,790
British Borneo	10,000	1,575
Hongkong	85,000	2,359,000	5,037,000	5,717,500	5,187,000	20,507	5,32,613	14,01,589	17,49,660	13,82,995
Egypt *	2,762,000	5,24,837
Cape of Good Hope	622,449	785,000	835,800	964,050	994,540	1,73,031	1,84,003	1,99,914	2,61,756	2,65,552
Natal	1,934,088	1,669,200	1,774,900	2,950,450	2,915,700	3,90,799	3,43,053	4,08,510	8,12,647	6,54,545
Transvaal	82,750	60,000	132,000	45,900	10,000	21,365	11,900	8,009	13,000	2,200
Rhodesia	84,000	63,000	109,000	34,000	245,000	19,070	12,630	26,220	10,060	59,940
Zanzibar and Pemba	70,000	266,635	233,000	42,000	307,000	18,200	67,737	56,155	10,600	79,937
Kenya Colony	247,600	831,400	1,195,462	1,220,450	911,340	76,255	1,79,361	3,25,226	3,44,484	2,18,937
Tanganyika Territory	10,000	25,000	225,600	73,000	160,000	2,300	8,000	65,174	24,447	38,550
Nyasaland Protectorate	6,000	1,500
Mauritius and Dependences	3,000	2,200	4,700	17,250	23,750	581	650	780	4,200	7,140
Seychelles	1,000	9,000	3,000	6,000	4,000	300	2,250	600	1,850	1,050

* Shown as a Foreign Country from 1923-24.

ARTICLES, AND COUNTRIES OF FINAL DESTINATION; ALSO SHARE OF EACH PROVINCE	QUANTITY					VALUE				
	1922-23	1923-24	1924-25	1925-26	1926-27	1922-23	1923-24	1924-25	1925-26	1926-27
						Rs	Rs	Rs	Rs	Rs
Textiles—continued										
Jute—continued										
MANUFACTURES—continued										
Total Gunny cloth, (III, B) —continued	Yards	Yards	Yards	Yards	Yards					
Canada—										
Via Atlantic Coast	60,754,700	58,328,500	61,978,000	57,837,000	54,183,000	1,20,15,236	1,04,91,940	1,20,80,186	1,30,68,121	1,01,20,964
" Pacific "	3,645,000	4,020,700	3,523,000	4,302,000	5,471,000	6,71,221	6,32,879	6,26,516	8,36,903	9,25,301
British West India Islands		20,000	20,000				2,050	2,000		
Western Australia	588,750	754,555	905,150	1,038,100	1,189,600	1,09,041	2,00,996	2,60,000	2,94,783	2,36,871
South Australia (including Northern Territory)	2,991,044	3,266,814	4,294,400	4,681,850	3,412,500	7,58,803	8,42,572	9,32,324	14,42,127	10,39,081
Victoria	5,948,392	6,318,969	8,512,910	7,925,550	7,931,900	17,04,223	16,64,112	24,16,842	21,46,329	24,00,111
Tasmania		5,250	5,250				1,766	1,612		
New South Wales	12,236,305	9,407,541	12,783,450	13,506,400	12,230,250	33,67,716	28,84,211	25,04,026	41,20,800	25,08,051
Queensland	1,681,648	2,122,919	3,604,200	2,201,750	1,752,305	4,84,542	4,83,809	8,08,411	6,41,562	4,21,411
Australian Commonwealth (Total)	23,396,139	21,383,043	30,113,360	20,363,650	26,312,365	61,40,945	55,67,166	69,12,144	91,46,693	77,76,141
New Zealand (including Nauru and Br. Samoa)	1,454,620	2,844,054	2,203,500	2,476,500	2,612,250	4,66,100	7,77,206	2,30,521	10,81,264	10,21,041
Other British Possessions	981	1,050	1,622	622	2,784	167	360	607	110	441
TOTAL BRITISH EMPIRE	147,622,826	162,350,327	178,916,702	170,867,641	154,969,786	3,20,54,206	3,22,25,379	3,22,71,023	4,25,87,064	3,56,78,021
Russia		50,000					9,500			
Sweden			148,000	180,000	10,000			27,010	22,500	16,871
Norway	54,000	140,000	467,800	2,248,000	1,64,000	10,928	23,275	1,20,220	7,26,827	4,22,461
Germany	1,153,500	320,000	1,832,500	1,786,000	1,837,000	8,23,322	44,140	2,02,720	4,25,060	2,64,951
Netherlands	425,000	100,000	1,720,000	700,000		82,127	12,878	2,22,229	1,26,422	
France			308,000	280,000	224,000			62,122	44,900	51,791
Italy	60,000	2,000	100,000	20,000	188,000	14,478	300	70,221	4,900	60,921
Bulgaria		50,000	80,000	180,000			7,594	14,021	24,202	
Roumania	50,000		20,000			7,200		4,500		
Greece	625,000	1,326,000	2,874,500	2,338,500	2,338,500	1,22,095	2,50,129	2,24,220	5,11,887	4,62,201
Turkey, European	448,000	650,000	2,350,000	1,699,750	2,758,000	70,645	1,21,242	4,47,142	2,54,722	5,29,121
Turkey, Asiatic	202,000	402,000	400,000	310,000	1,030,000	25,720	66,012	62,274	72,240	2,16,444
Syria	90,000	202,000	500,000			14,027	41,227	2,06,750		
Smyrna	148,000	24,000	66,000	50,000	297,000	25,419	5,029	11,714	21,222	74,220
Mascat Territory and Trucial Oman		5,140	46,225	5,400	16,600		2,017	12,297	1,422	6,700
Perak	110,400	278,650	412,606	223,050	527,016	24,987	72,420	1,10,224	62,071	1,46,806
Sumatra	25,000	536,000	575,000	478,000	509,000	8,700	1,03,221	1,09,912	1,14,910	1,02,200
Java	215,000	210,000	272,200	458,000	611,200	41,660	45,220	60,722	1,11,720	1,27,271
Borneo (Dutch)			55,000	52,000	16,000			12,006	7,707	2,120
Celebes and other Islands	15,000	50,000		106,000	112,000	2,400	7,237		29,200	20,200
Indo-China (including Cochin-China, Cambodia, Annam, Tonkin and French leased territories in China)	279,000	260,000	240,000	230,000	275,000	65,240	51,125	55,500	55,276	52,550
Philippine Islands and Guam	6,917,000	8,125,000	6,800,000	7,309,000	6,224,000	16,22,021	18,22,222	16,22,000	21,22,222	21,22,222
China (exclusive of Hong-kong and Macao)	6,921,000	10,049,000	6,054,000	9,202,000	9,842,000	14,46,672	20,21,741	15,01,242	22,42,245	20,41,502
Japan	200,000	475,000	406,000	352,000	1,727,200	22,250	75,220	62,222	76,240	2,22,222
Egypt		4,844,000	5,226,000	2,622,000	2,207,200		11,22,222	12,21,450	10,22,129	
Tunis			500,000					1,02,220		
Morocco		200,000	1,042,000	142,000			46,220	2,21,621	44,224	
Portuguese East Africa	1,124,000	522,600	444,200	751,750	1,202,000	27,477	1,26,714	1,12,202	1,02,201	2,69,462
Portuguese West Africa		20,000	22,000				2,220	4,212		
Madagascar			94,500	220,000				12,700	72,419	
Italian East Africa (Somaliland and Eritrea)	1,000		10,000	12,000	17,000	250		2,202	5,225	2,629
French Somaliland					27,500					4,219
United States of America—										
Via Atlantic Coast	277,242,925	255,477,150	220,014,211	226,271,001	222,161,915	16,21,68,665	14,44,29,225	17,27,22,622	19,22,97,022	15,90,21,700
Pacific	77,055,200	90,500,200	71,259,212	91,620,270	92,220,222	1,52,22,201	1,69,10,740	1,41,70,142	2,02,94,222	1,82,22,224
Cuba		222,000	222,000	20,000	144,000		56,227	62,225	17,100	22,220

* Shown as a Foreign Country from 1923-24

GENERAL EXPORTS

INDIAN MERCHANDISE

(812)

No. 14—continued

ARTICLES, AND COUNTRIES OF FINAL DESTINATION; ALSO SHARE OF EACH PROVINCE	QUANTITY					VALUE				
	1922-23	1923-24	1924-25	1925-26	1926-27	1922-23	1923-24	1924-25	1925-26	1926-27
Textiles—continued						R	R	R	R	R
Jute—continued										
MANUFACTURES—continued										
<i>Total gunny cloth (III. B)—consolidated</i>	Yards	Yards	Yards	Yards	Yards					
Hayti and St. Domingo	260,000	350,500	146,000	43,480	23,673	23,760
Porto Rico	480,000	150,000	124,000	250,000	..	84,974	27,937	25,265	62,500	..
Mexico	240,000	562,000	45,450	1,30,243	..
Colombia	48,000	40,000	9,695	6,012
Venezuela	..	150,000	50,750	..	32,625	12,503
Brazil	..	768,000	630,500	937,000	140,000	..	1,02,697	1,40,223	2,13,065	27,212
Paraguay	170,000	50,000	40,000	36,000	11,062	7,400
Uruguay	3,982,500	11,780,346	12,688,118	13,168,000	15,541,000	8,28,628	21,03,121	26,17,445	27,98,782	31,72,304
Argentine Republic (including the Atlantic Coast of Patagonia)	126,312,460	192,108,000	233,456,538	220,495,500	318,224,500	2,78,36,731	3,39,06,272	4,56,32,775	4,92,08,741	6,22,41,598
Chile (including the Pacific Coast of Patagonia)	943,000	540,000	615,000	906,000	992,000	1,94,846	84,358	1,86,041	1,71,292	1,56,264
Peru	290,000	1,890,000	1,794,000	2,273,400	2,278,000	57,606	3,12,348	3,23,140	4,56,124	3,73,063
Rouador	1,122,000	1,400,000	1,996,000	1,460,132	728,000	2,63,230	3,17,400	5,59,697	4,53,894	1,89,985
Hawaii	1,118,000	2,237,000	81,000	100,000	..	3,19,162	5,74,236	23,265	17,375	..
Other Foreign Countries	..	6,000	5,000	100	859	1,105	790	..
TOTAL FOREIGN COUNTRIES	1,106,728,985	1,184,392,236	1,277,371,421	1,290,513,353	1,948,167,950	21,11,83,091	20,11,19,379	24,41,08,030	27,54,72,030	25,08,85,636
Share of Bengal	1,261,211,546	1,347,471,748	1,454,668,018	1,460,494,463	1,601,806,760	24,24,12,234	23,71,31,169	23,23,21,653	31,77,62,577	28,41,93,914
Bombay	3,121,100	1,264,225	1,615,953	863,231	1,304,426	7,66,632	3,21,022	4,42,574	2,60,357	3,58,109
Sind	7,800	6,540	12,300	23,700	15,500	1,355	2,767	4,036	6,150	6,700
Madras	1,428	..	760	475	..	262
Burma	600	180
TOTAL	1,254,851,871	1,348,742,513	1,456,288,126	1,481,380,994	1,608,127,626	24,31,87,298	23,74,54,958	23,27,74,655	31,80,09,081	28,45,68,723
Opium and turine (III. B)—United Kingdom	Cwts. 213	Cwts. 2,244	..	Cwts. 1,910	Cwts. 793	18,856	17,883	..	50,879	31,948
Aden and Dependencies	303	474	631	697	982	8,043	13,656	11,761	20,598	23,177
Mesopotamia	767	1,485	533	536	1,703	18,795	43,746	15,700	16,991	41,446
Bahrain Islands	77	98	70	86	208	2,255	3,512	2,520	2,715	8,220
Ceylon	1,921	3,112	2,844	3,790	3,832	47,147	90,267	84,239	1,10,111	1,01,335
Straits Settlements (including Labuan)	31,469	25,901	29,535	34,689	35,492	3,85,794	6,50,886	3,33,132	9,77,094	8,77,078
British Borneo	37	1,100	..
Hongkong	1,122	1,519	1,311	2,537	2,544	28,579	40,210	65,316	77,912	66,012
Egypt	179	5,123
Protectorate of South-West Africa	110	3,300
Cape of Good Hope	721	507	490	628	565	17,226	16,116	18,063	25,136	18,522
Natal	1,912	4,458	4,649	4,493	4,123	43,479	1,33,656	1,51,147	1,61,795	1,20,896
Transvaal	307	298	84	80	80	6,314	8,171	2,980	2,800	2,400
Rhodesia	293	320	336	377	963	11,166	11,840	12,745	13,725	40,070
Zanzibar and Pemba	255	319	272	252	419	6,977	9,231	7,075	9,213	11,325
Kenya Colony	672	1,536	1,958	1,613	2,723	17,046	45,275	57,616	60,281	73,923
Tanganyika Territory	50	143	90	336	312	1,300	3,750	2,170	3,617	3,237
Nyasaland Protectorate	73	24	2,500	528
Anglo-Egyptian Sudan	..	30	7	..	1,200	300
Mauritius and Dependencies	434	962	446	550	779	10,377	29,336	12,294	16,373	20,750
British Guiana	..	123	59	139	92	..	5,600	2,572	7,570	4,555
Western Australia	61	..	202	2,188	..	7,392
South Australia (including Northern Territory)	86	2,100
Victoria	..	67	..	240	2,241	..	11,671	..
New South Wales	5	373	..	240	174	237	10,240	..	9,750	7,178
Australian Commonwealth (Total)	5	442	61	480	462	237	12,481	2,188	21,421	16,670
New Zealand	122	3,461
Other British Possessions	18	36	34	46	12	441	985	1,130	1,557	351
TOTAL BRITISH EMPIRE	40,718	44,005	44,060	53,349	56,137	6,34,705	11,37,801	12,90,998	15,77,090	14,71,254
Russia—Northern Russia	397	10,000
Germany	720	390	432	10,600	2,730	7,788
France	..	1,760	19,840
Mandate Territory and Trochal Oman	53	208	134	124	124	1,342	6,822	4,320	4,314	4,022
Other Native States in Arabia	153	126	159	103	145	6,142	5,220	5,315	3,860	5,265

* Shown as a Foreign Country from 1923-24.

No. 14—continued

ARTICLES, AND COUNTRIES OF FINAL DESTINATION; ALSO SHARE OF EACH PROVINCE	QUANTITY					VALUE				
	1922-23	1923-24	1924-25	1925-26	1926-27	1922-23	1923-24	1924-25	1925-26	1926-27
						₹	₹	₹	₹	₹
Textiles—continued										
Jute—continued										
MANUFACTURES—continued										
Rope and twine (III B)— continued										
Peria	Cwts. 377	Cwts. 856	Cwts. 507	Cwts. 425	Cwts. 645	9,272	27,478	14,965	11,143	16,303
Sumatra	5,883	5,489	3,806	7,108	7,323	1,42,630	1,53,254	1,09,246	2,19,370	1,73,645
Java	3,628	7,022	13,852	10,590	10,131	84,449	2,22,036	2,92,323	2,58,420	2,62,037
Celebes and other Islands	147	634	398	335	715	2,400	17,926	9,725	9,543	17,252
Siam	3,191	2,010	990	770	..	53,950	55,720	20,400	22,063	..
Indo-China (including Cochin-China, Cambodia, Annam, Tonkin and French leased territories in China)	3,445	4,028	5,259	2,331	10,573	71,290	1,05,425	1,64,439	73,083	2,55,238
China (excludes of Hong- kong and Macao)	1,194	2,176	712	1,215	1,015	44,422	72,601	21,945	40,704	55,305
Japan	521	78	6,957	12,070	2,337	1,64,242
Egypt*	89	127	143	74	..	1,500	4,874	5,970	2,322
Portuguese West Africa	147	4,500
Portuguese East Africa	1,067	2,226	3,147	2,042	2,542	22,646	65,144	91,375	1,01,917	71,277
Italian East Africa (Somal- land and Eritrea)	25	6	19	154	65	770	260	607	2,967	1,068
United States of America—										
Via Pacific Coast	15	198	240	5,467
Hayti and St. Domingo	88	2,120
Uruguay	590	627	348	1,539	781	15,766	19,725	10,027	46,005	24,670
Argentine Republic (includ- ing the Atlantic Coast of Patagonia)	2,228	848	4,465	1,720	2,352	55,004	24,421	1,22,758	51,102	67,211
Chile (including the Pacific Coast of Patagonia)	22	..	67	89	..	497	..	2,225	2,678	..
Peru	416	370	218	392	635	14,169	12,125	7,726	12,627	18,208
Other Foreign Countries	87	30	66	44	2	1,253	922	2,144	1,410	72
TOTAL FOREIGN COUNTRIES	22,757	20,008	24,722	20,700	45,287	2,65,573	2,26,056	10,10,497	9,93,599	11,60,465
Share of Bengal	62,000	69,605	75,746	21,020	97,524	11,22,272	12,22,202	22,11,267	24,79,649	25,17,463
" Bombay	2,350	2,992	2,922	2,000	3,752	62,763	1,22,220	22,220	27,412	1,02,742
" Sind	117	398	68	23	190	2,212	2,212	2,402	2,212	2,270
" Madras	2	102	60	27	2	404	2,212	1,440	220	122
" Burma	7	27	2	420	22	..
TOTAL	64,475	74,008	78,793	24,120	1,01,474	12,00,278	12,62,257	22,01,467	25,70,789	26,21,719
Other kinds (III B)—										
Aden and Dependencies	19	49	62	29	20	2,529	5,790	5,212	2,924	2,110
Mesopotamia	164	710	277	60	..	5,550	14,379	5,320	2,800	..
Ceylon	97	215	1,102	1,109	518	12,477	4,011	22,410	22,968	10,242
Straits Settlements (including Labuan)	34	22	2	2	22	2,201	1,642	240	154	2,026
Cape of Good Hope	16	125	..	4	..	1,409	9,222	..	692
Natal	86	220	21	4,225	12,201	201	..
Transvaal	164	92	6,202	2,242
Kenya Colony	2	..	26	200	..	1,250
Other British Possessions	4	2	1	17	6	160	222	255	1,625	490
TOTAL BRITISH EMPIRE	220	1,271	2,008	1,296	551	24,217	22,217	62,012	22,620	15,720
France	17	..	17	2,700
Spain	425	12,022
Peria	60	222	142	55	27	1,200	2,022	4,020	1,020	1,240
Egypt*	47	1,722
Portuguese East Africa	20	40	200	1,724

* Shown as a Foreign Country from 1923-24.

GENERAL EXPORTS

INDIAN MERCHANDISE

(814)

No. 14- continued

ARTICLES, AND COUNTRIES OF FINAL DESTINATION, ALSO SHARE OF EACH PROVINCE	QUANTITY					VALUE				
	1922-23	1923-24	1924-25	1925-26	1926-27	1922-23	1923-24	1924-25	1925-26	1926-27
Textiles—continued						R	R	R	R	R
Jute—continued										
MANUFACTURES—continued										
Other kinds (L.L. B)—contd.										
United States of America— Via Atlantic Coast . . .	Owts. 179	Owts. ..	Owts. 3	Owts. 273	Owts. ..	11,832	50	180	2,730	..
Uruguay	500	10,228
Argentine Republic (including the Atlantic Coast of Pata- gonia)	463	1,021	601	2,335	406	14,474	21,805	16,699	91,857	12,300
Other Foreign Countries . . .	6	23	15	3	3	250	1,034	826	324	201
TOTAL FOREIGN COUNTRIES	1,158	1,302	1,300	3,106	453	37,934	27,812	38,249	95,931	17,441
Share of Bengal	1,271	1,392	1,852	2,974	435	65,034	42,767	68,023	99,058	18,72
„ Bombay	233	1,020	1,441	1,484	572	7,657	21,424	32,159	29,260	13,32
„ Sind	161	6	..	3	..	2,438	35	..	41
„ Madras	0	22	212	2,951
„ Burma	4	3	80	31	121
TOTAL	1,508	2,573	3,298	4,464	1,031	62,501	66,629	1,00,267	1,28,551	33,161
Total value of Jute manu- factures (including Twist and Yarn)—										
United Kingdom	—	—	—	—	—	2,45,68,398	3,14,01,034	3,41,05,444	3,84,13,107	2,36,65,98
Gibraltar	—	—	—	—	—	4,108	39,211	300	..	17,12
Cyprus	—	—	—	—	—	58,050	..	38,756	39,611	52,10
Palestine	—	—	—	—	—	..	8,000	2,245	17,077	19,14
Aden and Dependencies . . .	—	—	—	—	—	1,74,840	2,63,508	1,94,690	3,79,695	3,08,10
Mesopotamia	—	—	—	—	—	6,82,126	7,29,235	6,15,423	3,66,184	6,51,74
Bahrain Islands	—	—	—	—	—	3,305	15,250	12,092	7,780	17,18
Maldives	—	—	—	—	—	91	1,562	..	969	65
Ceylon	—	—	—	—	—	10,76,449	8,49,839	16,52,281	19,59,034	16,51,21
Straits Settlements (including Labuan)	—	—	—	—	—	33,59,456	58,68,175	71,85,771	1,12,95,843	99,70,30
Federated Malay States . . .	—	—	—	—	—	167	10,400	100	118	5,64
British Borneo	—	—	—	—	—	..	87,904	2,175	10,006	16,67
Hongkong	—	—	—	—	—	34,10,449	49,13,934	60,53,738	54,88,447	1,00,60,89
Egypt*	—	—	—	—	—	48,90,145
Gold Coast (including Br. Togoland)	—	—	—	—	—	3,978	13,355	1,70,433	1,56,511	2,71,06
Nigeria	—	—	—	—	—	..	7,802	..	90,000	3,67
Protectorate of South-West Africa	—	—	—	—	—	..	8,904	3,300	62,209	24,16
Cape of Good Hope	—	—	—	—	—	27,52,126	25,07,526	27,85,336	37,10,600	36,04,74
Natal	—	—	—	—	—	32,50,396	60,96,929	90,91,928	1,10,81,238	73,40,83
Transvaal	—	—	—	—	—	1,71,470	2,62,253	1,08,397	1,57,975	47,16
Rhodesia	—	—	—	—	—	2,26,400	2,71,343	4,04,119	3,69,376	2,35,93
Zanzibar and Pemba	—	—	—	—	—	2,15,363	3,46,103	3,73,973	2,13,437	3,03,31
Kenya Colony	—	—	—	—	—	11,16,330	17,16,557	27,45,790	26,26,857	24,16,51
Tanganyika Territory	—	—	—	—	—	1,84,800	1,62,685	2,29,093	2,75,207	2,07,90
Nyasaland Protectorate . . .	—	—	—	—	—	8,200	3,62
Anglo-Egyptian Sudan	—	—	—	—	—	..	1,200	2,400	..	13,20,80
Mauritius and Dependencies . .	—	—	—	—	—	9,95,414	15,83,018	17,84,670	19,84,477	22,77,58
Seychelles	—	—	—	—	—	25,650	27,415	31,850	46,448	54,42
Canada—										
Via Atlantic Coast	—	—	—	—	—	1,20,58,394	1,05,77,035	1,21,23,425	1,30,34,621	1,01,35,47
„ Pacific „	—	—	—	—	—	8,07,279	13,23,496	6,94,153	9,44,773	11,65,96
British West India Islands . .	—	—	—	—	—	11,78,524	13,45,346	16,72,800	19,16,245	17,26,71
British Honduras	—	—	—	—	—	4,455
British Guiana	—	—	—	—	—	4,44,104	3,63,314	2,57,167	5,70,558	2,94,81
Western Australia	—	—	—	—	—	36,98,187	47,19,621	71,95,737	73,13,332	91,77,64
South Australia (including Northern Territory)	—	—	—	—	—	61,74,948	74,21,553	99,59,623	1,20,06,726	1,30,92,61
Victoria	—	—	—	—	—	1,22,76,936	1,29,86,398	1,67,30,120	1,53,29,208	1,99,11,01
Tasmania	—	—	—	—	—	..	1,766	1,612
New South Wales	—	—	—	—	—	1,33,87,563	1,63,30,041	1,36,16,337	1,99,60,311	1,30,23,11
Queensland	—	—	—	—	—	11,52,173	9,23,592	13,34,987	21,33,900	10,30,01
Australian Commonwealth (Total)	—	—	—	—	—	3,71,39,357	4,23,97,971	5,38,38,466	5,68,02,317	6,21,35,61
Territory of Papua	—	—	—	—	—	3,41
New Zealand (including Niua and Br. Samoa)	—	—	—	—	—	50,28,676	66,74,191	50,96,311	82,49,259	82,22,71
Fiji Islands	—	—	—	—	—	1,02,073	1,16,820	1,57,263	1,26,982	1,02,81
TOTAL BRITISH EMPIRE						10,89,33,313	11,93,61,235	14,14,33,304	16,04,62,071	15,40,65,11

* Shown as a Foreign country from 1923-24.

No. 14—continued

ARTICLES, AND COUNTRIES OF FINAL DESTINATION; ALSO SHARE OF EACH PROVINCE	QUANTITY					VALUE				
	1922-23	1923-24	1924-25	1925-26	1926-27	1922-23	1923-24	1924-25	1925-26	1926-27
Textiles—continued						R	R	R	R	R
Jute—continued										
MANUFACTURES—continued										
Total value of jute manu- factures (including Twist and Yarn)—continued										
Russia—										
Northern Russia	—	—	—	—	—	..	9,500	2,43,016	..	6,21,700
Southern Russia	—	—	—	—	—	75,000	10,500	..
Pacific Ports	—	—	—	—	—	1,52,300
Georgia	—	—	—	—	—	24,000
Sweden	—	—	—	—	—	26,937	30,625	67,930	25,500	67,000
Norway	—	—	—	—	—	12,23,569	10,59,701	12,24,053	12,00,508	15,77,422
Denmark	—	—	—	—	—	2,63,575	2,21,561	1,00,720	47,722	62,359
Germany	—	—	—	—	—	10,91,010	8,07,632	12,49,632	12,48,502	14,21,412
Netherlands	—	—	—	—	—	2,39,105	4,42,822	6,89,591	5,00,126	2,84,966
Belgium	—	—	—	—	—	11,12,778	20,16,627	20,75,941	21,05,146	22,22,474
France	—	—	—	—	—	2,64,702	2,10,937	5,22,129	4,79,722	6,72,151
Spain	—	—	—	—	—	11,82,171	4,62,712	22,455	14,000	66,750
Portugal	—	—	—	—	—	24,267	24,000	..	4,200	11,721
Italy	—	—	—	—	—	2,11,611	2,52,294	4,22,927	2,52,400	30,908
Austria	—	—	—	—	—	..	11,216
Serb-Croat Slovene State	—	—	—	—	—	19,700
Bulgaria	—	—	—	—	—	19,250	29,948	23,191	1,42,877	1,46,660
Roumania	—	—	—	—	—	2,04,612	19,404	42,637	12,000	1,14,761
Greece	—	—	—	—	—	26,52,721	41,16,512	22,00,661	27,54,102	22,05,246
Turkey, European	—	—	—	—	—	9,27,426	17,62,125	12,42,272	2,00,659	7,27,262
Turkey, Asiatic	—	—	—	—	—	2,06,427	5,97,702	2,62,166	6,14,222	11,22,700
Syria	—	—	—	—	—	27,227	2,17,620	2,22,250	..	22,227
Armenia	—	—	—	—	—	..	15,200	..	12,222	..
Byzina	—	—	—	—	—	66,622	62,122	2,24,477	4,22,116	6,66,127
Mascat Territory and Trucial Oman	—	—	—	—	—	27,227	27,227	22,272	55,227	47,770
Other Native States in Arabia	—	—	—	—	—	2,522	5,222	10,212	4,222	2,442
Persia	—	—	—	—	—	72,227	1,22,222	2,41,122	1,22,222	2,22,427
Fanjam Island	—	—	—	—	—	4,222	20,222	16,242	2,222	10,222
Sumatra	—	—	—	—	—	2,17,212	2,22,117	4,40,122	5,42,721	6,24,222
Java	—	—	—	—	—	1,07,20,719	95,22,222	1,22,22,222	2,22,22,422	1,72,44,712
Borneo (Dutch)	—	—	—	—	—	2,67,722	2,11,222	2,97,422	4,72,227	4,91,212
Celebes and other Islands	—	—	—	—	—	2,52,222	6,10,722	4,92,242	5,22,122	6,21,197
Slam	—	—	—	—	—	51,27,222	42,22,422	64,22,242	57,12,272	62,22,242
Indo-China (including Cochin- China, Cambodia, Annam, Tonkin and French leased territories in China)	—	—	—	—	—	42,11,242	22,12,242	47,22,222	62,12,242	52,42,222
Philippine Islands and Guam	—	—	—	—	—	20,42,222	22,22,122	22,22,242	22,42,222	27,22,272
Formosa	—	—	—	—	—	1,222	..	6,22,222	12,22,722	10,24,122
China (exclusive of Hong- kong and Macao)	—	—	—	—	—	22,27,722	49,27,222	42,00,222	40,20,721	27,21,222
Japan	—	—	—	—	—	42,20,222	51,22,222	1,02,27,222	1,02,42,222	1,22,02,722
Egypt*	—	—	—	—	—	..	22,21,212	97,21,222	20,22,427	22,12,222
Tunis	—	—	—	—	—	1,17,722	24,112	21,000
Morocco	—	—	—	—	—	2,22,112	10,22,742	2,62,222	4,42,722	2,22,242
French West Africa	—	—	—	—	—	..	5,442	14,222	22,222	20,222
Portuguese Guinea	—	—	—	—	—	1,222	..
Belgian Congo	—	—	—	—	—	2,242	..
Portuguese West Africa	—	—	—	—	—	11,242	22,727	1,12,212	1,97,222	2,24,222
Portuguese East Africa	—	—	—	—	—	22,22,212	29,22,721	42,70,111	54,42,212	50,10,222
Madagascar	—	—	—	—	—	2,22,242	9,22,222	12,21,222	7,41,422	2,70,222
Réunion	—	—	—	—	—	44,222	1,62,222	2,071
Italian East Africa (Somali- land and Eritrea)	—	—	—	—	—	22,222	22,222	1,42,222	72,212	20,222
French Somaliland	—	—	—	—	—	4,422	22,122	91,721	62,222	62,212
United States of America—										
via Atlantic Coast	—	—	—	—	—	12,41,41,222	14,20,42,222	17,20,72,222	10,20,27,222	16,12,22,222
" Pacific	—	—	—	—	—	2,12,21,277	2,42,02,270	1,24,92,222	2,22,24,222	2,49,42,742

* Shows as a Foreign Country from 1922-24.

GENERAL EXPORTS

(816)

INDIAN MERCHANDISE

No. 14—continued

ARTICLES, AND COUNTRIES OF FINAL DESTINATION; ALSO SHARE OF EACH PROVINCE	QUANTITY					VALUE				
	1922-23	*1923-24	1924-25	1925-26	1926-27	1922-23	1923-24	1924-25	1925-26	1926-27
						₹	₹	₹	₹	₹
Textiles—continued										
Jute—concluded										
MANUFACTURES—concluded										
<i>Total value of jute manu- factures (including Twist and Yarn)—concluded</i>										
Cuba	—	—	—	—	—	2,32,19,066	1,22,44,118	2,55,69,665	3,32,30,436	1,90,22,795
Hayti and St. Domingo	—	—	—	—	—	4,66,358	3,83,177	7,77,635	16,73,922	10,11,167
Porto Rico	—	—	—	—	—	12,85,406	13,97,000	26,45,135	35,33,032	24,68,579
French West Indies (includ- ing St. Pierre and Miquelon)	—	—	—	—	—	8,100	50,624
Dutch West Indies	—	—	—	—	—	3,825
Mexico	—	—	—	—	—	19,638	51,367	1,23,408	2,22,361	1,62,923
Guatemala	—	—	—	—	—	97,164	1,26,282	1,21,090	1,02,890	1,28,315
San Salvador	—	—	—	—	—	4,84,387	2,29,709	1,32,195	1,28,382	2,59,193
Nicaragua	—	—	—	—	—	31,108	45,899	98,252	1,02,428	1,85,160
Costa Rica	—	—	—	—	—	11,618	9,768	36,222	69,593	66,527
Colombia	—	—	—	—	—	21,168	..	58,908	37,370	60,891
Panama	—	—	—	—	—	7,100	29,200	13,200
Venezuela	—	—	—	—	—	..	32,625	26,200	70,500	23,503
Dutch Guiana	—	—	—	—	—	39,456	31,458	936	12,915	18,465
Brazil	—	—	—	—	—	..	1,02,697	1,40,258	2,18,065	27,212
Paraguay	—	—	—	—	—	1,92,340	..	36,000	11,062	7,400
Uruguay	—	—	—	—	—	8,54,622	21,29,546	26,66,405	28,46,957	32,37,349
Argentine Republic (includ- ing the Atlantic Coast of Patagonia)	—	—	—	—	—	2,93,59,466	8,60,70,091	4,72,90,797	5,27,08,064	6,44,22,982
Chile (including the Pacific Coast of Patagonia)	—	—	—	—	—	28,71,219	1,47,31,983	1,68,00,508	2,09,99,619	2,12,26,963
Peru	—	—	—	—	—	20,77,613	28,29,501	39,30,704	36,25,263	33,78,682
Ecuador	—	—	—	—	—	3,14,941	3,24,450	5,83,750	4,53,894	1,69,985
Bolivia	—	—	—	—	—	42,000	14,050	60,455	83,250	73,625
Hawaii	—	—	—	—	—	30,76,380	31,10,013	37,34,487	30,27,179	27,89,310
Other Islands in the Pacific	—	—	—	—	—	16,575	..	7,100	..	9,000
TOTAL FOREIGN COUNTRIES	—	—	—	—	—	29,59,53,197	30,28,74,605	37,62,32,544	42,79,36,188	37,77,43,526
<i>Share of Bengal</i>	—	—	—	—	—	40,27,66,444	42,12,07,768	51,60,32,933	58,74,43,517	53,06,70,463
" Bombay	—	—	—	—	—	21,04,345	16,85,614	16,04,009	3,49,927	10,30,945
" Sind	—	—	—	—	—	51,102	55,330	49,137	50,429	38,729
" Madras	—	—	—	—	—	13,787	5,495	3,023	3,436	4,352
" Burma	—	—	—	—	—	332	1,743	36,331	950	14,194
TOTAL	—	—	—	—	—	40,49,41,610	42,28,35,890	51,76,66,486	58,83,98,259	53,18,08,873
<i>Total value of Jute, Raw and Manufactures</i>	—	—	—	—	—	63,02,26,149	62,23,42,313	80,85,96,873	96,78,55,672	79,96,12,312
Rhea, Ramie or China Grass (II. Q)—	Owts.	Owts.	Owts.	Owts.	Owts.					
United Kingdom	..	65	1,350
<i>Share of Bengal</i>	..	65	1,350
Silk—										
Raw (II. O)—	Lbs.	Lbs.	Lbs.	Lbs.	Lbs.					
United Kingdom	69,568	91,800	57,115	37,402	6,368	10,87,259	14,97,693	8,85,889	6,43,180	68,874
Aden and Dependencies	1,941	1,953	6,063	6,550	5,284	8,900	6,900	29,014	27,025	22,825
Other British Possessions	4	10	14	20	140	156
TOTAL BRITISH EXPORT	71,511	93,763	63,192	43,952	12,152	10,96,179	15,04,733	9,15,059	6,70,205	91,699
Belgium	150	1,500
France	84,342	79,670	51,010	70,092	97,459	12,26,601	14,97,113	7,94,199	10,32,511	14,82,485
Italy	4,200	4,213	20,910	..	6,888	42,000	32,456	23,550	..	1,03,320
Mashat Territory and Trucial Oman	..	657	37	4	60	..	8,772	1,305	40	745
Perak	..	453	421	2,935	3,679
Siam	13,340	10,680	15,161	17,157	..	2,67,000	1,66,900	2,93,700	3,25,100	..

No. 14—continued

ARTICLES, AND COUNTRIES OF FINAL DESTINATION; ALSO SHARE OF EACH PROVINCE	QUANTITY					VALUE				
	1922-23	1923-24	1924-25	1925-26	1926-27	1922-23	1923-24	1924-25	1925-26	1926-27
Textiles—continued										
Silk—continued										
Raw (II. O)—continued	Lbs.	Lbs.	Lbs.	Lbs.	Lbs.	Rs.	Rs.	Rs.	Rs.	Rs.
Indo-China (including Cochin-China, Cambodia, Annam, Tonkin and French leased territories in China)	..	1,640	41,820
Italian East Africa (Somaliland and Eritrea)	200	225	175	100	1,425	2,000	2,050	1,700	700	8,695
French Somaliland	725	2,725	7,825	21,634
TOTAL FOREIGN COUNTRIES	101,962	97,538	87,764	83,078	108,707	15,27,001	18,93,048	11,18,133	12,48,176	16,18,252
Share of Bengal	41,043	61,510	12,710	20,822	3,732	5,59,570	16,76,755	2,38,276	2,72,000	60,000
.. Bombay	17,435	22,043	47,036	24,160	14,029	2,17,600	3,55,222	4,98,729	2,76,324	24,308
.. Sind	114,955	116,622	99,659	84,928	293,938	17,32,692	12,70,965	12,24,227	12,74,927	14,78,418
.. Madras	60	7,120	440	112	7,200	2,900
.. Burma	1,648	12,000	..
TOTAL	178,498	191,301	150,956	132,086	120,659	26,22,780	33,07,770	20,22,102	20,26,511	17,08,961
Chasam or waste (II. O)—	Lbs.	Lbs.	Lbs.	Lbs.	Lbs.					
United Kingdom	145,694	112,559	208,858	101,226	159,161	2,67,461	3,15,485	2,72,198	2,48,320	4,24,208
Aden and Dependencies	400	700	1,400	1,000	1,800	2,000
Other British Possessions	18	148
TOTAL BRITISH EMPIRE	145,694	112,559	209,276	101,926	160,561	2,67,461	3,15,485	2,74,346	2,49,820	4,27,208
Germany	1,120	20,775	2,000	10,600	..
France	729,722	759,998	794,460	725,374	622,688	7,05,408	6,95,755	7,62,560	6,92,244	5,99,619
Italy	131,462	404,531	320,944	322,441	267,143	1,10,008	4,32,908	2,40,451	2,40,670	2,08,989
United States of America— Via Atlantic Coast	3,360	24,106	4,000	20,755
Other Foreign Countries	..	50	40	..	200	..	27	40	..	400
TOTAL FOREIGN COUNTRIES	864,545	1,188,683	1,116,564	1,069,591	890,026	8,19,406	11,59,462	11,06,000	10,42,514	8,78,808
Share of Bengal	412,991	304,155	330,267	221,957	159,904	4,02,000	3,32,419	3,22,790	2,21,212	1,28,700
.. Bombay	142,255	422,036	227,643	276,225	217,710	1,35,822	4,58,336	2,18,660	2,22,212	2,02,889
.. Sind	122,227	169,277	166,823	112,443	142,224	2,05,220	3,52,407	2,22,660	2,20,299	2,72,121
.. Madras	310,060	325,190	570,780	691,029	622,242	2,27,729	2,66,322	4,72,621	4,14,122	4,66,622
.. Burma	15,106	4,524	11,179	12,162	6,240	15,106	2,222	10,965	17,219	2,022
TOTAL	1,010,229	1,201,242	1,225,227	1,171,577	1,050,627	10,86,967	14,74,927	14,20,206	12,92,142	12,06,108
Cocoons (II. O)—	Lbs.	Lbs.	Lbs.	Lbs.	Lbs.					
United Kingdom	20,125	21,765	62,629	76,524	27,622	22,512	22,647	94,612	1,14,500	42,120
Federated Malay States	..	5,920	19,200
Other British Possessions	127	..	200	222	..	225
TOTAL BRITISH EMPIRE	20,125	27,685	62,756	76,524	27,822	22,512	21,947	95,070	1,14,500	42,545
France	40,616	25,022	105,122	25,900	25,622	66,509	1,67,242	1,26,770	1,29,275	1,20,220
Italy	..	14,157	12,700
Other Foreign Countries	492	24	622	200	..	200	124	1,440	200	..
TOTAL FOREIGN COUNTRIES	41,108	39,203	105,744	26,100	25,622	67,709	1,80,066	1,28,210	1,30,775	1,20,220
Share of Bengal	22,542	64,122	22,472	22,242	22,422	22,422	1,07,242	1,20,210	1,26,210	22,202
.. Bombay	..	10,224	4,222	7,120	10,222	..	22,210	7,202	10,220	22,222
.. Sind	20,210	21,222	41,222	21,222	22,222	22,222	42,222	42,222	47,222	1,22,222
.. Madras	17,772	20,742	21,000	27,222	22,222	20,222	22,222	42,222	47,222	42,222
TOTAL	61,224	127,224	106,222	122,224	122,222	66,222	2,22,222	2,22,222	2,22,222	2,22,224

*Of these, quantities and values stated below represent the silk of wild worms, namely, tasar, munga, oris, and other wild silk:—

	1922-23	1923-24	1924-25	1925-26	1926-27	1922-23	1923-24	1924-25	1925-26	1926-27
Reeled silk	Lbs.	Lbs.	Lbs.	Lbs.	Lbs.	Rs.	Rs.	Rs.	Rs.	Rs.
Chasam or waste	206,045	227,004	477,260	499,291	527,214	1,57,960	1,75,202	4,62,064	5,72,505	5,24,448
Cocoons	12,220	20,224	27,222	21,720	22,222	14,470	71,559	40,515	42,220	52,714

GENERAL EXPORTS

(818)

INDIAN MERCHANDISE

No. 14—continued

ARTICLES, AND COUNTRIES OF FINAL DESTINATION; ALSO SHARE OF EACH PROVINCE	QUANTITY					VALUE				
	1922-23	1923-24	1924-25	1925-26	1926-27	1922-23	1923-24	1924-25	1925-26	1926-27
Textiles—continued										
Silk—continued										
<i>Raw (II. C)—concluded</i>										
<i>Total Silk, Raw—</i>	Lbs.	Lbs.	Lbs.	Lbs.	Lbs.					
United Kingdom	235,385	226,124	329,509	215,212	193,717	13,84,232	18,45,925	18,53,900	10,06,009	5,35,259
Aden and Dependencies	1,041	1,953	4,468	7,250	6,884	8,900	6,900	30,014	28,325	26,150
Federated Malay States	5,920	19,800
Other British Possessions	4	10	166	20	140	551
TOTAL BRITISH EMPIRE	237,380	234,007	334,143	222,462	200,601	13,93,152	18,72,165	18,84,465	10,34,334	5,61,409
Germany	1,120	20,776	8,000	10,800	..
Belgium	150	1,500
France	854,581	924,754	950,598	881,366	815,780	19,98,603	23,60,713	17,53,538	18,54,630	22,32,953
Italy	135,662	422,901	341,854	323,441	274,031	1,52,008	5,84,061	8,64,001	3,40,670	4,12,279
Mascat Territory and Trucial Oman	1,657	87	4	60	..	8,772	1,305	40	748
Persia	453	421	2,985	3,679
Siam	13,340	10,630	15,161	17,167	..	2,67,000	1,66,900	2,93,700	3,25,100	..
Indo-China (including Cochin- China, Cambodia, Annam, Tonkin and French leased territories in China)	1,640	41,820
Japan	144	372	221	1,480
Italian East Africa (Somal- land and Eritrea)	200	225	175	100	1,425	2,000	3,050	1,700	700	8,595
French Somaliland	725	2,025	7,825	22,034
United States of America— Yid Atlantic Coast	3,353	24,106	4,500	30,755
Other Foreign Countries	300	900	..
TOTAL FOREIGN COUNTRIES	1,007,636	1,885,560	1,810,268	1,243,869	1,094,371	24,24,106	31,49,227	24,22,408	25,40,465	26,78,109
<i>Share of Bengal</i>	<i>476,532</i>	<i>419,827</i>	<i>425,579</i>	<i>339,625</i>	<i>180,074</i>	<i>10,17,107</i>	<i>15,14,420</i>	<i>7,16,066</i>	<i>6,95,302</i>	<i>2,41,505</i>
<i>.. Bombay</i>	<i>131,300</i>	<i>460,333</i>	<i>309,400</i>	<i>249,225</i>	<i>235,366</i>	<i>4,95,933</i>	<i>3,63,264</i>	<i>7,26,457</i>	<i>6,60,545</i>	<i>4,13,409</i>
<i>.. Sind</i>	<i>201,963</i>	<i>307,268</i>	<i>298,023</i>	<i>224,632</i>	<i>306,438</i>	<i>20,51,361</i>	<i>22,79,978</i>	<i>18,22,762</i>	<i>16,73,046</i>	<i>20,85,296</i>
<i>.. Madras</i>	<i>310,110</i>	<i>437,055</i>	<i>602,240</i>	<i>638,569</i>	<i>665,678</i>	<i>2,27,351</i>	<i>3,61,333</i>	<i>5,30,613</i>	<i>5,75,588</i>	<i>5,11,250</i>
<i>.. Burma</i>	<i>15,108</i>	<i>4,534</i>	<i>11,179</i>	<i>14,229</i>	<i>6,846</i>	<i>15,166</i>	<i>3,292</i>	<i>10,965</i>	<i>35,619</i>	<i>8,963</i>
TOTAL	1,244,966	1,619,567	1,646,426	1,468,331	1,294,972	38,17,258	50,21,392	38,06,868	35,74,799	32,39,518
MANUFACTURES—										
<i>Goods of silk mixed with other materials (III. B)—</i>	Yards	Yards	Yards	Yards	Yards					
United Kingdom	123	330	424	225	..	360	330	2,682	155
Aden and Dependencies	1,644	60	751	2,170	180	1,050
Mesopotamia	5,600	1,375	7,600	1,800
Bahrain Islands	900	2,000
Maldives	4,520	7,015	9,960	23,710
Ceylon	13,651	13,605	92,743	155,520	56,473	15,404	11,482	72,000	1,24,159	48,874
Straits Settlements (in- cluding Labuan)	9,138	4,315	120	8,713	64,720	13,277	3,780	240	10,405	60,453
Federated Malay States	1,307	32	232	14,445	7,243	2,450	120	896	16,342	12,830
Natal	200	700	392	..	4,560	625	1,500	1,580	..	4,608
Anglo-Egyptian Sudan	657	1,000	670	1,500
Mauritius and Dependencies	347	..	1,210	2,750	..	2,050
British Guiana	700	2,225
TOTAL BRITISH EMPIRE	31,470	22,467	96,415	133,622	142,346	41,525	24,077	80,348	1,64,042	1,52,781
France	14,987	13,116
Syria	490	2,700
Smyna	1,431	1,256	3,544	2,553
Mascat Territory and Trucial Oman	6,750	430	400	1,735	200	6,850	1,500	400	4,900	1,000
Other Native States in Arabic	14,024	4,720	13,400	6,500
Siam	86	1,530	2,300	..	1,200	730	1,980	2,700	..	1,400
Egypt*	1,400	17,000	..
Tunb	5,456	23,000

* Shown as a Foreign Country from 1923-24.

No. 14—continued

ARTICLES, AND COUNTRIES OF FINAL DESTINATION; ALSO SHARE OF EACH PROVINCE	QUANTITY					VALUE				
	1922-23	1923-24	1924-25	1925-26	1926-27	1922-23	1923-24	1924-25	1925-26	1926-27
						R	R	R	R	R
Textiles—continued										
Silk—continued										
MANUFACTURES—continued										
<i>Goods of silk mixed with other materials (L.L.S.)</i> continued	Yards	Yards	Yards	Yards	Yards					
United States of America—										
Via Atlantic Coast	5,130	..	4,615	4,435	5,090	11,844	..	9,560	13,082	14,460
Other Foreign Countries	700	700	90	480	..	450	800	110	800	..
TOTAL FOREIGN COUNTRIES	47,128	8,911	8,661	7,500	7,380	76,800	14,274	18,228	26,782	19,660
Share of Bengal	18,430	15,041	10,379	59,134	35,109	26,444	14,914	20,353	74,414	67,312
" Bombay	52,238	9,872	4,781	4,349	54,099	79,926	12,779	5,929	22,792	69,436
" Madras	7,849	5,665	59,916	127,228	69,789	13,219	9,667	69,461	99,214	63,984
" Burma	38	404	..	730	500	..
TOTAL	78,608	31,378	105,076	191,129	149,226	1,20,916	28,351	98,674	1,99,580	1,72,291
Piece goods (L.L.S.)—	Yards	Yards	Yards	Yards	Yards					
United Kingdom	20,261	123,519	37,182	18,598	3,860	38,156	2,41,214	72,909	32,067	14,490
Aden and Dependence	500	..	3,400	1,000	..	6,000
Mesopotamia	1,937	..	1,925	140	..	4,298	..	2,124	450	..
Ceylon	358	43	4,449	20,580	11,842	871	190	5,487	18,147	12,371
Straits Settlements (in- cluding Labuan)	4,096	2,984	1,998	5,625	12,259	6,094	6,461	2,677	9,480	29,901
Federated Malay States	627	795	820	1,023	7,465	3,503	4,859	2,570	2,114	17,024
Natal	1,261	12,200	6,030	1,804	1,501	2,628	24,900	12,435	4,210	2,260
Kenya Colony	948	2,819	300	2,031	2,400	2,800
Tanganyika Territory	3,000	..	200	6,500	..	250
Anglo-Egyptian Sudan	8,371	6,094	..	1,420	..	9,675	12,265	..	1,700	..
Mauritius and Dependence	5,490	..	820	7,837	..	2,300
Fiji Islands	150	520	150	6	100	800	2,179	500	10	200
Other British Possessions	2,084	..	92	1,600	..	350
TOTAL BRITISH EMPIRE	42,291	146,155	62,276	51,967	42,119	75,366	2,92,225	1,18,438	70,578	80,782
Germany	2,120	2,220	..
France	1,210	..	7,445	4,950	..	20,150
Mascat Territory and Tru- cial Oman	2,554	1,514	4,892	267	1,000	3,110	5,613	10,116	1,050	1,800
Other Native States in Arabia	1,691	200	4,156	600
Forma	500	25	4,500	..	72	1,100	120	9,200	..	568
Indo-China (including Cochin-China, Cambodia, Annam, Tonkin and French leased territories in China)	1,450	3,500	..
Tunis	1,080	4,000
Italian East Africa (Somal- land and Ethiopia)	..	1,100	1,400	400	3,600	2,200	1,560	..
United States of America—										
Via Atlantic Coast	2,610	6,502	190	188	484	6,960	15,756	900	1,050	1,724
" Pacific "	9	12
Other Foreign Countries	49	..	20	..	509	207	..	150	..	640
TOTAL FOREIGN COUNTRIES	9,994	9,141	18,466	4,425	2,265	23,882	24,999	43,720	10,270	5,332

GENERAL EXPORTS

(820)

INDIAN MERCHANDISE

No. 14—continued

ARTICLES, AND COUNTRIES OF FINAL DESTINATION; ALSO SHARE OF EACH PROVINCE	QUANTITY					VALUE				
	1922-23	1923-24	1924-25	1925-26	1926-27	1922-23	1923-24	1924-25	1925-26	1926-27
Textiles—continued						R	R	R	R	R
Silk—continued										
MANUFACTURES—continued	Yards.	Yards.	Yards.	Yards.	Yards.					
Piece goods (III. B)—continued										
Share of Bengal	30,164	140,495	43,176	25,309	25,166	56,511	2,63,375	92,771	46,910	52,531
" Bombay	17,331	9,766	29,290	10,587	3,375	39,512	29,329	60,418	16,165	3,750
" Sind	48	..	300	240	..	780
" Madras	2,437	4,359	2,666	20,424	14,776	3,319	16,936	6,469	19,401	21,791
" Burma	3,005	675	420	82	567	4,967	3,688	1,664	472	2,942
TOTAL	52,985	155,296	80,742	56,402	44,384	99,249	3,17,227	1,62,162	80,948	86,114
Thread for sewing (III. B)—Aden and Dependencies	Lbs. ..	Lbs. 646	Lbs. 400	Lbs. ..	Lbs. 790	..	4,000	2,000	..	5,200
Bahrain Islands	1,625	220	212	13,155	1,900	1,200
Other British Possessions	17	2	140	10
TOTAL BRITISH EMPIRE	17	648	2,025	220	1,002	140	4,010	15,155	1,900	6,400
France	1,186	8,938	19,290	53,589
Persia	338	30	2,120	300	..
Other Foreign Countries	5	50
TOTAL FOREIGN COUNTRIES	1,186	8,943	338	30	..	19,290	53,639	2,120	300	..
Share of Bengal	36	1,800
" Bombay	1,117	9,539	400	..	790	17,330	62,639	2,000	..	5,200
" Sind	1,958	250	212	15,275	2,200	1,200
" Madras	2	10
TOTAL	1,203	9,591	2,358	250	1,002	19,430	62,649	17,275	2,200	6,400
Other sorts (III. B)—United Kingdom	Lbs. 1,228	Lbs. 757	Lbs. 9,255	Lbs. ..	Lbs. 2	1,345	5,186	13,600	..	14
Straits Settlements (including Labuan).	112	1,20
Egypt*	224	2,000
Other British Possessions	6	135	516	1	37	16	521	916	6	17
TOTAL BRITISH EMPIRE	1,458	892	9,771	1	151	3,361	5,657	14,516	6	1,51
Netherlands	50	2,020
France	30	3,360	200	1,350	..
Maskat Territory and Trucial Oman	140	1,80
Siam	931	15,000	..
United States of America— Via Atlantic Coast	30	1,680	150	50	..	200	4,924	1,004	37
Other Foreign Countries	218	4	950	50
TOTAL FOREIGN COUNTRIES	298	1,684	4,441	190	..	3,170	5,174	18,254	2,17
Share of Bengal	25	904	150	50	..	511	950	1,304	37
" Bombay	1,424	604	1,798	..	155	3,300	4,030	5,674	..	1,39
" Sind	190	25	350	500
" Madras	34	250	380	3,367	134	61	3,226	366	1,356	1,27
" Burma	121	3,330	931	2	..	720	12,200	15,000	14
TOTAL	1,458	1,190	11,485	4,442	341	3,361	8,327	19,600	18,260	3,66
Total value of Silk manufactures—										
United Kingdom	—	—	—	—	—	39,501	2,46,703	86,929	34,749	14,79
Aden and Dependencies	—	—	—	—	—	3,170	4,150	6,050	..	5,20
Mesopotamia	—	—	—	—	—	12,033	1,800	2,124	450	..
Bahrain Islands	—	—	—	—	—	..	2,000	13,855	1,900	1,20
Maldives	—	—	—	—	—	9,060	24,06
Ceylon	—	—	—	—	—	16,291	11,923	77,603	1,42,312	61,74
Straits Settlements (including Labuan)	—	—	—	—	—	19,371	10,311	8,917	19,885	91,55
Federated Malay States	—	—	—	—	—	6,252	4,489	3,766	13,956	30,50
Egypt*	—	—	—	—	—	2,000
Natal	—	—	—	—	—	4,263	26,460	14,315	4,210	6,97

No. 14—continued

ARTICLES, AND COUNTRIES OF FINAL DESTINATION ALSO SHARE OF EACH PROVINCE	QUANTITY					VALUE				
	1922-23	1923-24	1924-25	1925-26	1926-27	1922-23	1923-24	1924-25	1925-26	1926-27
Textiles—continued										
Silk—concluded						R	R	R	R	R
MANUFACTURES—concluded										
Total value of Silk manufactures—continued										
Kenya Colony	—	—	—	—	—	2,031	2,400	2,800
Tanganyika Territory	—	—	—	—	—	6,800	..	260
Anglo-Egyptian Sudan	—	—	—	—	—	9,678	13,636	1,800	1,700	..
Mauritius and Dependencies	—	—	—	—	—	7,537	..	4,030	..	2,050
Fiji Islands	—	—	—	—	—	300	4,404	500	10	298
Other British Possessions	—	—	—	—	—	..	200	1,410	..	6
TOTAL BRITISH EMPIRE	—	—	—	—	—	1,20,393	2,25,972	2,28,460	2,36,532	2,41,480
Germany	—	—	—	—	—	2,220	..
Netherlands	—	—	—	—	—	..	2,020	150	..	40
France	—	—	—	—	—	41,756	59,869	20,220	1,250	..
Syria	—	—	—	—	—	2,700
Smyrna	—	—	—	—	—	..	2,544	2,438
Maakat Territory and Trustal Oman	—	—	—	—	—	9,900	7,813	10,516	5,950	4,600
Other Native States in Arabia	—	—	—	—	—	22,286	6,600	600
Persia	—	—	—	—	—	1,550	920	11,270	800	868
Siam	—	—	—	—	—	730	1,930	2,700	15,000	1,400
Indo-China (including Cochin-China, Cambodia, Annam, Tonkin and Fr. leased territories in China)	—	—	—	—	—	2,500	..
Italian East Africa (Somaliland and Eritrea)	—	—	—	—	—	..	2,900	2,200	1,650	..
Egypt*	—	—	—	—	—	17,000	..
Tunis	—	—	—	—	—	27,000
United States of America—Vid Atlantic Coast	—	—	—	—	—	18,804	18,956	16,294	16,628	16,850
“ Pacific	—	—	—	—	—	12
Other Foreign Countries	—	—	—	—	—	207	200	110	500	600
TOTAL FOREIGN COUNTRIES	—	—	—	—	—	1,22,503	1,01,082	66,351	64,700	27,067
Share of Bengal	—	—	—	—	—	84,555	2,23,600	1,13,974	1,22,223	1,20,818
“ Bombay	—	—	—	—	—	1,20,622	1,02,752	74,122	62,267	60,272
“ Sind and Madras	—	—	—	—	—	240	220	16,222	2,200	1,200
“ Madras	—	—	—	—	—	22,622	22,222	70,276	1,16,971	77,622
“ Burma	—	—	—	—	—	4,797	4,202	12,222	15,972	2,222
TOTAL	—	—	—	—	—	2,42,056	4,27,054	2,94,501	2,01,222	2,58,497
Total value of Silk, Raw and Manufactures	—	—	—	—	—	40,00,214	54,43,446	41,01,569	22,76,027	25,08,015
Wool—Raw (L. P.)—	Lbs.	Lbs.	Lbs.	Lbs.	Lbs.					
United Kingdom	51,440,355	34,327,352	47,427,640	37,700,408	40,567,220	4,81,78,072	3,00,07,122	4,58,12,007	2,26,56,972	2,59,87,122
Mesopotamia	9,072	5,100	..
Egypt*	2,260	2,000
Natal	22,400	..	5,276	25,400	..	2,260
Cape of Good Hope	30,200	..
Canada—Vid Atlantic Coast	37,936	42
Other British Possessions	8	..	450	50	70	2	..	464	50	..
TOTAL BRITISH EMPIRE	51,442,723	34,327,352	47,450,490	37,747,468	40,573,275	4,81,80,081	3,00,07,122	4,58,27,921	2,26,57,422	2,59,70,567
Germany	1,000	110,458	240,721	42,022	97,527	750	50,914	1,54,221	22,162	20,519
Netherlands	..	22,722	222,597	69,722	2,010	..	20,722	1,72,277	69,700	1,540
Belgium	26,242	25,504	222,247	21,540	21,222	2,21,272
France	..	70,171	219,296	275,452	202,912	..	70,422	7,77,566	6,71,722	1,26,296
Italy	12,422	11,714	4,704	2,252	4,704	12,422	12,222	4,222	2,422	2,702
Austria	4,422	5,022
Syria	2,200	1,200
China (exclusive of Hong-kong and Macao)	4,422	42,772	1,200	22,022
Japan	42,116	50	67,102	25	..
United States of America—Vid Atlantic Coast	1,227,122	1,922,479	2,274,722	4,922,172	2,272,222	9,49,002	12,74,222	26,72,222	22,50,122	29,26,422
TOTAL FOREIGN COUNTRIES	1,227,122	2,212,902	2,242,227	5,622,222	4,212,419	9,62,122	17,41,422	46,62,422	42,90,222	22,42,222
Share of Bengal	61,274	722,922	722,422	222,222	422,702	20,427	4,42,712	2,16,222	2,02,222	2,27,771
“ Bombay	26,240,212	19,222,422	22,401,210	17,922,212	17,122,212	2,42,20,222	1,22,21,277	2,27,10,122	1,70,22,222	1,22,21,700
“ Sind	22,722,172	12,722,710	27,792,212	22,722,201	22,212,271	1,22,72,422	1,22,22,270	2,21,22,401	2,22,27,222	2,29,20,272
“ Madras	149,227	102,122	719,222	1,272,227	622,222	29,427	22,222	2,02,712	2,22,222	1,22,222
“ Burma	40,020	76,222	114,022	92,222	11,279	10,020	20,242	51,199	41,217	7,420
TOTAL	52,702,422	26,000,227	52,792,747	42,409,792	44,791,024	4,41,42,227	2,17,42,202	5,07,02,422	2,79,22,242	2,92,14,109

* Shows as a Foreign Country from 1922-24.

GENERAL EXPORTS

INDIAN MERCHANDISE

(822)

No. 14—continued

ARTICLES, AND COUNTRIES OF FINAL DESTINATION; ALSO SHARE OF EACH PROVINCE	QUANTITY					VALUE				
	1922-23	1923-24	1924-25	1925-26	1926-27	1922-23	1923-24	1924-25	1925-26	1926-27
	Lbs.	Lbs.	Lbs.	Lbs.	Lbs.	₹	₹	₹	₹	₹
Textiles—continued										
Wool—continued										
MANUFACTURES—										
Carpets and Rugs (III. F)—										
United Kingdom	2,780,368	2,598,777	3,953,118	2,112,975	2,133,887	64,50,296	50,66,726	77,48,394	43,78,200	37,20,102
Gibraltar	628	..	1,100	700	20	1,550	..	3,100	1,000	45
Aden and Dependencies	712	100	380	112	224	1,876	737	550	400	478
Mesopotamia	417	124	..	448	..	2,673	228	..	1,500
Ceylon	485,014	483,921	519,217	481,058	457,757	1,95,389	2,01,360	1,93,299	1,94,793	2,71,493
Straits Settlements (including Labuan)	16,206	11,965	14,068	29,285	30,870	31,513	26,629	23,560	30,909	31,598
Federated Malay States	650	1,020	3,462	5,318	6,182	863	1,400	5,550	3,265	4,935
Hongkong	5,105	2,448	547	2,650	1,530	14,737	4,213	1,036	12,724	3,630
Egypt*	15,366	67,175
Cape of Good Hope	56,229	60,573	15,363	10,581	17,145	1,15,360	1,10,774	30,293	12,732	18,270
Natal	87,259	85,142	46,646	26,730	52,945	1,80,098	1,79,608	79,438	34,056	64,644
Transvaal	1,661	323	3,709	450
Zanzibar and Pemba	364	..	384	224	..	1,263	..	993	400	..
Kenya Colony	11,697	375	492	2,390	1,958	19,744	920	1,540	4,683	5,072
Canada—										
Via Atlantic Coast	9,352	27,406	35,548	20,496	22,057	33,575	99,435	1,19,390	65,301	67,791
" Pacific "	2,430	22,931	611	10,419	3,682	8,700	41,171	1,720	13,286	9,420
British West India Islands	1,432	224	..	784	672	5,280	353	..	1,550	244
Western Australia	3,600	2,752	806	410	336	7,237	9,817	417	775	300
South Australia (including Northern Territory)	7,410	7,847	9,938	1,703	268	13,638	14,161	33,358	7,692	670
Victoria	47,175	21,952	9,441	7,162	19,697	1,31,616	43,215	20,311	14,097	40,342
Tasmania	800	100
New South Wales	99,638	121,247	37,514	26,201	43,665	2,15,661	2,70,121	93,684	62,619	89,393
Queensland	2,517	4,220	2,520	5,906	10,492	3,025
<i>Australian Commonwealth (Total)</i>	160,349	153,013	60,219	35,431	69,766	3,74,706	3,52,307	1,51,295	35,153	1,31,205
New Zealand (including Nauru and Br. Samoa)	49,335	40,527	17,960	11,935	7,352	92,480	83,968	29,712	16,717	12,696
Other British Possessions	274	336	706	1,344	1,121	1,325	500	1,238	1,405	1,640
TOTAL BRITISH EMPIRE	3,684,516	3,499,618	4,680,995	2,753,082	2,813,116	75,99,544	61,78,734	83,91,336	43,52,624	43,44,333
Finland	164	1,000	..
Sweden	224	464	362	323	30	300	1,650	1,000	1,200	156
Norway	684	6,400	29,616	10,360	3,240	2,500	14,600	62,570	16,014	4,804
Denmark	14,109	5,271	17,267	10,456	350	27,720	11,069	37,306	13,333	885
Germany	6,363	..	2,692	7,374	2,033	14,922	..	9,590	23,636	4,005
Netherlands	5,016	1,767	4,544	1,856	2,736	13,014	8,100	21,385	7,019	4,861
Belgium	456	3,112	3,991	4,338	1,187	2,029	5,236	9,300	3,320	3,350
France	2,712	10,076	22,301	17,704	2,796	11,132	24,625	82,865	77,304	9,700
Spain	250	4,182	572	570	4,651	671
Switzerland	2,024	1,962	2,690	6,475	1,533	13,305	9,420	14,510	30,663	7,997
Italy	4,237	1,461	782	2,663	1,663	27,901	4,465	5,480	11,817	7,204
Austria	1,122	7,414
Greece	185	1,350
Turkey, European	31,327	496	31,223	2,300	2,051	1,37,933	3,200	1,43,250	13,000	13,350

* Shown as a Foreign Country from 1923-24.

No. 14—continued

ARTICLES, AND COUNTRIES OF FINAL DESTINATION — ALSO SHARE OF EACH PROVINCE	QUANTITY					VALUE				
	1922-23	1923-24	1924-25	1925-26	1926-27	1922-23	1923-24	1924-25	1925-26	1926-27
Textiles—continued						R	R	R	R	R
Wool—continued										
MANUFACTURES—continued										
Carpets and Rugs (LXX.T) —continued	Lbs.	Lbs.	Lbs.	Lbs.	Lbs.					
Smyrna	3,064	900	..	21,639	1,360	..
Persia	56	1,943	448	618	2,764	715
Sumatra	1,273	4,310	2,934	8,098	1,968	4,465	5,958	7,804	8,008	2,018
Java	2 23,894	51,027	60,122	109,709	90,491	60,864	80,478	84,700	92,885	81,148
Celebes and other Islands	1,000	1,000
Siam	840	375	988	1,250	550	750
Indo-China (including Cochin- China, Cambodia, Annam, Tonkin and French leased territories in China)	180	100	..	2,548	2,480	600	500	..	4,967	18,500
Philippine Islands and Guam	..	893	..	2,841	314	..	2,867	..	5,047	1,140
China (exclusive of Hong- kong and Macao)	391	1,038	318	1,834	2,164	1,743	328	1,100	5,640	2,925
Japan	669	548	237	112	100	2,650	4,000	375	80	330
Egypt*	—	7,419	5,744	329	5,647	—	20,663	24,300	1,201	27,392
Tunis	224	1,600
Portuguese East Africa . . .	7,173	76,866	74,106	9,356	5,199	23,967	1,87,725	1,50,237	15,793	6,564
United States of America—										
Ved Atlantic Coast	287,094	483,440	742,004	892,665	856,754	15,24,771	15,04,747	20,07,121	24,49,317	24,80,826
" Pacific "	1,214	2,250	5,566	14,439	12,956	5,391	6,781	22,911	24,820	25,684
Brazil	336	118	..	2,100	300
Argentine Republic (including the Atlantic Coast of Pata- gonia)	2,504	8,090	16,528	11,700	30,240	7,740	27,221	10,034	15,301	45,025
Chile (including the Pacific Coast of Patagonia)	392	2,200
Hawaii	1,537	4,140	..	762	..	1,657	9,705	..	800	..
Other Foreign Countries . .	772	835	1,964	..	100	1,050	1,125	5,221	..	600
TOTAL FOREIGN COUNTRIES	510,936	674,517	1,029,464	1,122,572	1,087,845	20,30,310	19,40,334	28,13,008	29,44,800	26,18,339
Share of Bengal	1,965,555	1,497,032	2,265,592	1,893,949	1,892,913	44,26,254	33,79,069	47,79,147	35,25,873	31,30,510
" Bombay	1,048,080	1,224,639	1,708,149	747,324	895,165	29,92,927	32,74,349	41,48,100	34,36,312	30,44,060
" Sind	25,123	6,772	6,870	10,362	17,325	1,24,295	37,331	16,913	29,997	46,269
" Madras	1,074,603	1,444,448	1,731,885	1,221,643	1,122,008	10,87,122	12,89,416	19,91,725	7,72,363	8,26,432
" Burma	1,185	1,240	19,412	2,370	390	4,245	8,063	21,466	12,979	9,897
TOTAL	6,145,452	4,174,135	5,710,449	3,875,654	3,845,761	86,29,864	81,19,065	1,12,04,239	77,97,424	71,38,722
Piece-goods (LXI. T)—	Yards	Yards	Yards	Yards	Yards					
United Kingdom	797	1,758	5,235	723	4,749	4,096	4,302	12,599	1,9.0	7,517
Aden and Dependencies . . .	1,000	1,200
Mesopotamia	2,507	2,000	29	450	..	12,986	5,611	49	4,960	..
Ceylon	2,240	763	1,324	116	2,936	3,320	2,420	3,273	475	3,461
Straits Settlements (including Labuan)	16	564	75	50	2,125	235
Hongkong	209	318	400	1,010
Kenya Colony	2,300	1,335	2,589	469	640	8,900	4,449	2,464	1,725	700
Tanganyika Territory	423	2,522
Seychelles	1,200	2,000
Other British Possessions . .	455	644	230	754	445	1,266	1,023	814	2,442	1,101
TOTAL BRITISH EMPIRE	10,015	8,292	11,530	2,505	3,922	23,415	22,455	23,398	11,506	12,78

*Shown as a Foreign Country from 1923-24.

GENERAL EXPORTS

(824)

INDIAN MERCHANDISE

No. 14—continued*

ARTICLES, AND COUNTRIES OF FINAL DESTINATION; ALSO SHARE OF EACH PROVINCE	QUANTITY					VALUE				
	1922-23	1923-24	1924-25	1925-26	1926-27	1922-23	1923-24	1924-25	1925-26	1926-27
Textiles—continued										
Wool—continued										
MANUFACTURES—continued										
Piece-goods (III. T)—continued										
Maskat Territory and Trucial Oman	477	3,250
Other Native States in Arabia	1,335	1,700
Persia	320	..	377	40	140	815	..	2,200	500	630
Siam	1,512	45	4,200	175
Egypt*	—	200	1,085	—	900	5,250
United States of America—Via Atlantic Coast	518	4,000	10,766	5,722	16,442	1,322	7,728	28,288	10,911	25,194
" Pacific "	224	12	4,118	686	80	12,220
Other Foreign Countries	123	263	500	40	523	565	1,150	919	220	1,266
TOTAL FOREIGN COUNTRIES	4,235	4,308	11,867	6,014	22,308	11,652	9,053	32,043	12,611	44,569
Share of Bengal	266	495	..	169	3,729	640	395	..	585	11,357
" Bombay	13,997	11,414	23,417	3,380	27,401	44,499	29,083	55,941	23,532	45,999
" Madras	34	902	169	2,433
" Burma	3	60
TOTAL	14,800	12,511	23,417	3,519	31,130	45,268	31,011	55,941	24,117	57,356
Shawls (III. T)—	No.	No.	No.	No.	No.					
Straits Settlements (including Labuan)	256	505	411	469	29	2,044	4,327	4,270	3,020	203
Kenya Colony	610	..	30	7,100	..	300
Other British Possessions	15	170	85	124	196	96	1,500	650	850	1,999
TOTAL BRITISH EMPIRE	271	675	1,106	593	255	2,140	5,827	12,020	3,870	2,502
Maskat Territory and Trucial Oman	125	60	894	200	..	1,200	500	5,016	2,200	..
Other Native States in Arabia	350	20	..	3,300	200	..
Siam	..	151	1,150
Java	13	12	380	600	..	130	60	2,200	1,650	..
Egypt*	—	3,720	—	22,320
United States of America—Via Atlantic Coast	8	170	..	66	1,536	345	58,350	..	1,514	16,327
" Pacific "	319	1,395	3,835	9,567
Other Foreign Countries	..	21	245
TOTAL FOREIGN COUNTRIES	496	414	1,274	1,205	6,651	4,975	60,305	7,216	9,390	48,214
Share of Bengal	363	395	555	711	2,982	6,330	4,057	5,436	6,345	25,584
" Bombay	313	665	1,325	1,087	54	205	61,735	13,800	6,424	650
" Sind	3,720	22,320
" Madras	91	27	149	580	190	1,033
" Burma	..	2	1	..	150	39
TOTAL	767	1,089	2,880	1,798	6,906	7,115	66,182	19,236	18,269	50,776
Other sorts (III. T)—	Lbs.	Lbs.	Lbs.	Lbs.	Lbs.					
United Kingdom	215,400	60,783	159,606	155,389	182,010	49,547	15,709	63,017	67,617	93,779
Aden and Dependencies	40	252	2,972	80	530	[4,794]
Mesopotamia	10,404	4,571	8,327	1,652	4,309	45,276	16,096	16,989	4,187	8,232
Bahrain Islands	9,940	4,040
Ceylon	26,442	1,223	2,018	1,972	45,095	19,375	1,382	2,176	1,914	32,638
Federated Malay States	636	280	1,325	600
Hongkong	11,440	100	50	22,925	400	300
Tanganyika Territory	500	450	400	900	1,000	400
Kenya Colony	125	219	2,218	242	4,449	600	675	5,900	760	8,000
Mauritius and Dependencies	363	..	30	1,097	..	100
Canada—Via Pacific Coast	1,652	3,267
British West India Islands	1,327	1,024
Fiji Islands	4,592	4,480	448	5,700	6,150	736
Other British Possessions	79	966	769	895	333	278	2,053	2,331	1,080	1,019
TOTAL BRITISH EMPIRE	253,049	63,212	193,980	164,982	193,275	1,19,308	36,915	1,23,253	82,638	1,54,734

* Shown as a Foreign Country from 1923-24.

ARTICLES, AND COUNTRIES OF FINAL DESTINATION; ALSO SHARE OF EACH PROVINCE	QUANTITY					VALUE				
	1922-23	1923-24	1924-25	1925-26	1926-27	1922-23	1923-24	1924-25	1925-26	1926-27
	Lbs.	Lbs.	Lbs.	Lbs.	Lbs.	Rs.	Rs.	Rs.	Rs.	Rs.
Textiles—continued										
Wool—continued										
MANUFACTURES—continued										
Other sorts (III, F)—continued										
Germany	4,576	--	9,000	--	428	1,728	--	3,000	--	680
Italy	--	228	--	--	242	--	4,600	--	--	628
Mascat Territory and Trucial Oman	160	698	315	2,800	--	978	2,100	1,100	4,850	--
Persia	278	336	314	244	4,073	1,301	704	2,788	1,839	7,443
Indo-China, (including Cochin-China, Cambodia, Annam, Tonkin and French leased Territories in China)	--	--	--	574	224	--	--	--	1,368	500
Portuguese East Africa	440	250	238	2,056	389	1,000	500	843	3,075	928
United States of America— Via Atlantic Coast	120	20	9,766	7,625	23,496	636	180	14,188	22,068	46,770
" Pacific "	52,751	--	1,261	1,804	16,466	33,862	--	2,484	4,849	32,104
Uruguay	--	--	--	1,335	--	--	--	--	1,511	--
Hawaii	--	--	--	200	800	--	--	--	500	1,700
Other Foreign Countries	886	304	370	829	584	250	530	640	1,267	1,506
TOTAL FOREIGN COUNTRIES	58,651	1,836	21,761	17,527	46,702	39,842	5,914	25,898	41,529	62,848
Share of Bengal	59,323	1,935	12,255	24,143	24,108	42,173	1,628	22,513	43,740	1,00,217
" Bombay "	211,193	52,552	132,476	16,789	60,921	32,244	32,992	71,245	24,369	1,04,122
" Sind "	85	196	5,356	5,798	24	405	408	9,296	22,261	368
" Madras "	22,446	16,348	64,166	29,214	29,461	18,145	5,825	21,428	12,997	21,221
" Burma "	13,513	7	--	46,051	22,245	9,123	295	--	16,129	4,822
TOTAL	812,600	70,048	220,741	182,509	229,977	1,59,180	45,229	1,40,006	1,24,406	2,47,079
Total value of Woollen manufactures—										
United Kingdom	--	--	--	--	--	65,02,938	50,87,187	78,25,004	44,42,717	22,21,427
Gibraltar	--	--	--	--	--	1,550	--	3,100	1,500	45
Aden and Dependencies	--	--	--	--	--	3,076	1,327	680	1,520	5,272
Bahrain Islands	--	--	--	--	--	--	--	4,840	--	--
Mesopotamia	--	--	--	--	--	59,201	24,255	17,246	9,297	9,722
Ceylon	--	--	--	--	--	2,19,120	2,05,962	1,99,148	1,97,162	2,07,797
Straits Settlements (including Labuan)	--	--	--	--	--	22,225	22,222	22,225	22,222	22,225
Federated Malay States	--	--	--	--	--	2,202	1,400	5,200	2,222	5,222
Hongkong	--	--	--	--	--	14,727	6,612	24,971	12,124	8,250
Egypt*	--	--	--	--	--	67,175	--	--	--	--
Cape of Good Hope	--	--	--	--	--	1,15,200	1,11,074	20,222	12,722	12,270
Natal	--	--	--	--	--	1,20,028	1,20,020	20,722	24,722	24,644
Transvaal	--	--	--	--	--	2,709	500	--	--	--
Zanzibar and Pemba	--	--	--	--	--	1,608	114	995	600	--
Kenya Colony	--	--	--	--	--	29,244	6,014	17,024	7,122	14,072
Tanganyika Territory	--	--	--	--	--	900	2,522	150	600	400
Anglo-Egyptian Sudan	--	--	--	--	--	700	266	1,621	200	240
Mauritius and Dependencies	--	--	--	--	--	1,222	--	222	420	650
Seychelles	--	--	--	--	--	--	--	2,000	220	224
Canada— Via Atlantic Coast	--	--	--	--	--	22,217	22,222	1,19,220	66,122	67,791
" Pacific "	--	--	--	--	--	2,700	41,122	1,720	12,222	12,222
British West India Islands	--	--	--	--	--	5,220	222	--	1,460	1,222
Western Australia	--	--	--	--	--	7,227	9,217	417	775	800
South Australia (including Northern Territory)	--	--	--	--	--	14,176	14,441	22,222	7,222	270
Victoria	--	--	--	--	--	1,21,616	42,516	20,211	14,667	40,242
Tasmania	--	--	--	--	--	--	--	--	--	100
New South Wales	--	--	--	--	--	2,15,661	2,70,121	22,222	22,219	22,212
Queensland	--	--	--	--	--	5,222	10,422	2,222	--	--
Australian Commonwealth (Total)						2,74,646	2,82,227	1,41,222	22,722	1,21,222
New Zealand (including Nauru and Br. Samoa)	--	--	--	--	--	22,420	22,222	20,712	15,717	12,222
Fiji Islands	--	--	--	--	--	--	--	5,700	6,215	1,270
Other British Possessions	--	--	--	--	--	200	222	--	222	400
TOTAL BRITISH EMPIRE						77,54,406	62,44,224	25,20,512	49,50,222	45,14,216

* Shown as a Foreign Country from 1923-24.

GENERAL EXPORTS

INDIAN MERCHANDISE

(826)

No. 14—continued

ARTICLES, AND COUNTRIES OF FINAL DESTINATION; ALSO SHARE OF EACH PROVINCE	QUANTITY					VALUE				
	1922-23	1923-24	1924-25	1925-26	1926-27	1922-23	1923-24	1924-25	1925-26	1926-27
Textiles—continued										
Wool—concluded										
MANUFACTURES—continued										
Total value of Woollen manufactures—continued										
Finland									1,000	
Sweden						300	1,650	1,000	1,200	156
Norway						2,500	14,600	62,570	16,014	4,804
Denmark						27,720	11,069	37,306	12,333	685
Germany						16,650	45	13,190	28,635	4,751
Netherlands						13,014	8,230	21,885	7,019	4,861
Belgium						2,029	5,236	9,300	4,170	2,350
France						11,132	24,625	83,185	77,304	9,760
Spain						570		140	4,651	671
Switzerland						13,805	9,420	14,510	30,663	7,997
Italy						27,901	9,065	5,480	11,817	7,329
Austria						7,414				
Greece						1,900				
Turkey, European						1,87,938	3,200	1,48,250	13,000	12,350
Smyrna						21,639			1,350	33
Muskat Territory and Trucial Oman						5,575	2,600	7,661	7,050	
Other Native States in Arabia						5,000			200	900
Persia						2,324	3,458	5,703	2,356	3,072
Sumatra						4,465	5,988	7,504	3,093	2,015
Java						60,994	80,535	89,009	95,558	81,145
Celebes and other Islands										1,000
Nyam						5,450	1,675		294	750
Indo-China (including Cochin-China, Cambodia, Annam, Tonkin and French leased territories in China)						600	500		6,235	14,000
Philippine Islands and Guam							3,087		5,767	1,840
Formosa								1,769		
China (exclusive of Hong-kong and Macao)						1,758	1,328	1,310	5,640	3,925
Japan						2,650	4,000	385	30	230
Egypt*							20,562	24,300	2,151	55,662
Tunis						1,600				
Portuguese East Africa						24,967	1,89,476	1,51,279	19,468	6,542
United States of America—Via Atlantic Coast						15,87,074	15,71,005	21,40,292	25,83,795	26,28,127
" Pacific "						37,253	6,721	37,031	43,513	89,584
Mexico								2,700		
Panama								1,700		
Brazil							2,180			300
Uruguay									1,511	
Argentine Republic (including the Atlantic Coast of Patagonia)						7,740	27,221	10,024	15,801	43,025
Chile (including the Pacific Coast of Patagonia)						2,200				
Hawaii						1,917	9,705		1,470	2,550
Other Foreign Countries						900	1,125	617		400
TOTAL FOREIGN COUNTRIES						20,84,979	20,18,606	28,78,100	30,08,633	30,99,017
Share of Bengal						45,47,297	33,55,147	48,18,108	35,77,043	33,27,438
" Bombay						40,33,376	35,03,676	53,26,738	35,31,527	31,94,387
" Sind						1,34,701	38,086	26,117	43,338	63,547
" Madras						11,07,028	12,77,724	12,36,159	7,85,300	9,15,467
" Burma						13,438	3,308	21,444	27,298	7,594
TOTAL						98,41,387	82,62,940	1,14,28,612	79,59,276	75,13,933
Total value of Wool and Woollens						5,39,84,654	4,00,11,543	6,21,32,041	4,59,47,521	4,68,28,942
Other Textiles—Raw (II, Q)—United Kingdom	Cwts. 465	Cwts. 641	Cwts. 2,307	Cwts. 15	Cwts. 15	8,475	10,250	33,050		
Other British Possessions				15					247	
TOTAL BRITISH EMPIRE	465	641	2,307	15		8,475	10,250	33,050	247	
TOTAL FOREIGN COUNTRIES	139					532				
Share of Bengal	604	641	2,307			9,007	10,256	33,050		
" Bombay				15					247	
" Madras									47	
TOTAL	604	641	2,307	15		9,007	10,256	33,050	247	

ARTICLES, AND COUNTRIES OF FINAL DESTINATION; ALSO SHARE OF EACH PROVINCE	QUANTITY					VALUE				
	1922-23	1923-24	1924-25	1925-26	1926-27	1922-23	1923-24	1924-25	1925-26	1926-27
Textiles—continued										
Other Textiles—										
Manufactured (III, U)—										
United Kingdom	—	—	—	—	—	—	—	352	—	2,622
Straits Settlement (including Labuan)	—	—	—	—	—	—	—	—	2,220	6,322
Natal	—	—	—	—	—	—	—	—	—	2,017
Other British Possessions	—	—	—	—	—	—	—	760	500	—
TOTAL BRITISH EMPIRE	—	—	—	—	—	—	—	1,002	2,720	12,048
TOTAL FOREIGN COUNTRIES	—	—	—	—	—	—	—	—	270	200
Share of Bombay	—	—	—	—	—	—	—	1,002	2,720	2,500
" Madras	—	—	—	—	—	—	—	—	270	2,522
TOTAL	—	—	—	—	—	—	—	1,002	2,990	12,248
Total value of Textile Raw Materials	—	—	—	—	—	29,82,24,567	1,22,95,72,644	1,27,94,20,560	1,20,24,55,214	91,00,22,410
Total value of Yarns and Textile Fabrics	—	—	—	—	—	54,62,77,221	54,17,20,222	64,22,70,222	60,20,72,122	64,20,22,211
Total value of Textiles, Raw and Manufactures	—	—	—	—	—	1,54,21,01,222	1,72,12,24,002	1,92,20,00,122	1,80,24,20,000	1,55,21,12,021
Tobacco—										
UNMANUFACTURED (L. J)—	Lbs.	Lbs.	Lbs.	Lbs.	Lbs.					
United Kingdom	3,577,222	5,395,074	8,205,008	7,842,722	10,202,072	15,24,171	15,22,109	22,42,222	27,71,219	22,21,212
Cyprus	—	—	—	16,000	—	—	—	—	6,000	—
Aden and Dependencies	4,529,022	5,027,272	5,794,000	4,512,022	4,627,042	22,02,002	24,21,422	22,22,247	21,02,122	22,72,021
Bahrain Islands	22,210	20,257	12,222	20,044	12,272	22,422	4,721	2,112	7,252	2,707
Maldives	12,022	2,294	2,222	20,104	22,002	4,022	2,122	1,200	2,010	12,212
Ceylon	22,210	122,212	122,222	122,222	122,222	27,242	22,242	22,222	22,222	27,222
Straits Settlements (including Labuan)	2,200,172	2,224,122	2,712,041	4,222,124	4,141,224	14,24,222	17,24,122	14,22,224	12,72,222	14,07,222
Federated Malay States	1,220,272	1,221,102	1,122,271	1,222,241	1,422,740	2,02,722	2,02,422	4,22,071	4,22,022	2,20,222
Hongkong	2,222,424	2,222,212	2,427,112	2,027,212	2,222,222	2,20,222	2,02,122	2,12,712	2,21,022	4,04,221
Egypt*	4,202	—	—	—	—	2,240	—	—	—	—
Kenya Colony	10,447	—	—	2,224	224	2,022	—	40	1,100	20
Mauritius and Dependencies	1,002	2,240	1,272	2,720	1,220	420	2,722	1,220	2,207	1,220
British Guiana	2,222	—	—	—	—	2,020	—	—	—	—
Other British Possessions	2,222	1,021	112	420	2,124	1,207	222	120	272	1,072
TOTAL BRITISH EMPIRE	12,422,410	12,212,272	12,421,707	12,222,722	12,224,220	22,22,221	22,42,122	21,22,222	21,42,222	22,22,012
Russia	—	22,000	—	—	—	—	4,200	—	—	—
Denmark	—	—	—	2,421	—	—	—	—	1,720	—
Germany	2,024,240	4,272,222	2,122,774	4,221,222	1,422,274	2,21,222	10,22,212	4,24,124	7,12,222	1,22,422
Netherlands	1,224,022	2,242,222	12,222,122	4,427,222	1,722,222	1,22,222	12,22,272	22,72,222	2,11,222	2,22,222
Belgium	127,222	212,222	1,711,221	1,222,222	212,222	41,112	1,24,272	2,12,422	2,12,124	1,11,272
France	—	—	222,041	222	1,122	—	—	22,222	202	422
Makat Territory and Trucial Oman	22,740	42,222	72,172	24,222	7,772	2,012	2,214	12,471	4,111	1,172
Other Native States in Arabia	22,122	2,224	24,212	—	2,120	7,220	2,240	12,220	—	1,220
Persia	2,222	1,220	—	242	24	1,740	400	—	20	20
Sumatra	17,222	17,222	2,000	27,222	14,220	2,242	2,020	2,100	7,222	2,222
Java	—	2,212	2,400	222	2,224	—	1,422	1,220	224	2,002
Siam	1,224	22,210	14,222	1,222	12,212	722	14,222	2,220	740	7,214
China (exclusive of Hongkong and Macao)	2,420	2,242	12,271	422,724	222,222	2,000	1,721	2,422	27,212	74,222
Japan	421,212	222,117	1,222,222	1,247,222	242,222	1,17,222	1,22,222	4,12,002	2,22,222	2,72,224
Egypt*	—	—	—	1,272	—	—	—	—	1,022	—
Algeria	—	—	122,222	—	—	—	—	12,200	—	—
Italian East Africa (Somal- land and Britania)	22,222	44,222	22,222	112,112	40,222	17,240	22,240	22,120	24,200	22,240
United States of America— Via Atlantic Coast	20	—	22,400	2	—	20	—	2,020	12	—
Other Foreign Countries	—	—	—	2,271	—	—	—	—	1,222	—
TOTAL FOREIGN COUNTRIES	5,122,212	14,700,121	12,704,422	12,272,424	2,222,222	2,12,410	22,42,222	27,02,221	22,21,721	10,77,222

* Shown as a Foreign Country from 1922-24.

GENERAL EXPORTS

INDIAN MERCHANDISE

(828)

No. 14—continued

ARTICLES, AND COUNTRIES OF FINAL DESTINATION; ALSO SHARE OF EACH PROVINCE	QUANTITY					VALUE				
	1922-23	1923-24	1924-25	1925-26	1926-27	1922-23	1923-24	1924-25	1925-26	1926-27
Tobacco—continued										
UNMANUFACTURED (L. J.)— continued	Lbs.	Lbs.	Lbs.	Lbs.	Lbs.	R	R	R	R	R
Share of Bengal	3,823,572	9,822,261	13,417,946	7,533,051	2,555,604	12,12,873	13,51,875	23,85,759	11,09,807	4,86,742
“ Bombay	4,734,236	5,098,870	5,894,147	4,835,554	4,892,398	22,74,614	24,79,125	30,12,059	22,49,197	24,02,308
“ Sind	25,224	61,162	80,656	34,592	8,396	4,518	11,932	13,931	7,168	1,575
“ Madras	4,258,743	8,953,377	14,366,170	12,293,294	13,517,844	77,68,621	37,65,684	42,49,345	43,61,560	49,66,468
“ Burma	2,954,468	7,921,659	9,437,913	12,091,749	7,808,204	19,89,635	19,89,293	21,97,380	27,80,564	13,32,323
TOTAL	21,596,823	32,915,829	43,195,132	37,193,250	23,882,986	72,50,261	95,97,709	1,18,58,474	1,05,08,896	97,09,411
MANUFACTURED—	Lbs.	Lbs.	Lbs.	Lbs.	Lbs.					
Cigars (L. J.)—										
United Kingdom	39,719	71,823	86,147	39,343	44,670	72,401	67,176	79,633	61,818	67,091
Gibraltar	1	..	687	5	..	1,374	..
Aden and Dependencies	3,850	6,018	8,360	4,944	3,549	4,600	6,843	9,283	5,892	4,438
Mesopotamia	4,490	4,303	4,839	3,668	5,231	13,186	12,093	10,327	8,228	12,509
Ceylon	23,236	37,718	23,120	17,968	16,577	25,720	30,077	22,260	19,253	16,602
Straits Settlements (including Labuan)	152,832	140,415	112,068	250,384	147,985	1,82,828	1,64,492	1,17,856	1,71,186	1,46,194
Federated Malay States	110	1,261	1,086	434	321	127	1,277	850	500	270
Egypt*	3,174	6,637
Natal	323	1,310	390	972	360	408	1,000	415	1,041	417
Zanzibar and Pemba	320	285	941	1,685	143	300	739	1,030	1,877	140
Kenya Colony	499	1,069	1,383	1,457	1,586	1,272	1,638	3,161	1,527	3,163
Tanganyika Territory	631	97	175	..	20	1,386	250	400	..	20
Mauritius and Dependencies	4,402	2,993	2,986	317	..	5,163	4,830	3,854	460	..
Bermudas	1,840	1,400	2,800	2,800	..	2,290	2,500	5,000	5,000
Western Australia	100	195	153	55	125	340	590	385	200	375
Victoria	240	4	..	75	..	2,225	4	..	170	..
Tasmania	26	61	187	435	..
New South Wales	146	663	512	633	650	212	1,377	1,294	1,026	1,149
Queensland	133	130	268	123	92	111	345	759	532	112
Australia Commonwealth (Total)	624	997	964	947	867	2,333	2,316	2,625	2,413	1,633
New Zealand (including Niue and Tokelau)	785	273	1,106	472	97	2,410	385	3,250	1,273	225
Other British Possessions	662	1,602	1,349	1,197	900	1,256	2,513	2,443	2,304	1,752
TOTAL BRITISH EMPIRE	233,652	272,005	247,606	327,730	225,106	3,20,532	2,99,034	3,59,837	2,84,760	2,59,462
Danmark	1,030	1,700
Netherlands	95	3,270	3,034	136	461	101	3,189	4,141	122	634
Turkey, European	1,260	3,100	3,333	2,179	..	2,250	6,012	17,277	2,590	..
Smyrna	1,550	..	803	164	..	1,650	..	2,005	170	..
Egypt*	3,935	3,500	2,085	2,315	..	3,020	6,302	4,999	6,311
Persia	3,260	6,228	7,352	2,379	144	14,459	15,766	25,875	5,610	140
Sumatra	16,950	336	1,753	7,590	10,984	16,550	200	1,650	7,500	10,310
Java	10,623	37,337	10,322	9,306	4,250	10,163	24,790	5,613	10,040	4,250
Siam	44,739	32,304	42,574	49,162	41,531	44,437	32,198	40,018	48,764	41,791
Indo-China (including Cochin- China, Cambodia, Annam, Tonkin and French leased territories in China)	1,290	387	644	1,273	2,934	1,240	975	485	1,184	2,310
China (exclusive of Hong- kong and Macao)	1,333	1,593	21,050	694	..	3,230	6,933	3,341	730	..

*Shown as a Foreign Country from 1923-24.

No. 14—continued

ARTICLES AND COUNTRIES FINAL DESTINATION; ALSO SHARE OF EACH PROVINCE	QUANTITY					VALUE				
	1922-23	1923-24	1924-25	1925-26	1926-27	1922-23	1923-24	1924-25	1925-26	1926-27
Tobacco—continued										
MANUFACTURED—continued										
Cigars (L. J.)—continued										
United States of America—										
Via Atlantic Coast	Lbs.	Lbs.	Lbs.	Lbs.	Lbs.					
Other Foreign Countries	178	86	..	505	394	445	547	..	1,972	1,317
TOTAL FOREIGN COUNTRIES	2,208	397	1,283	761	1,627	2,687	405	2,998	1,181	2,763
TOTAL FOREIGN COUNTRIES	24,521	79,826	79,527	75,329	65,610	99,011	99,338	1,14,300	84,108	70,874
Share of Bengal	6,166	2,474	2,542	2,224	69	7,152	3,974	2,897	6,961	218
" Bombay	10,222	13,542	16,026	9,263	11,311	33,696	24,218	42,699	19,320	23,198
" Sind	750	1,841	104	198	22	1,249	1,172	300	160	40
" Madras	99,244	111,847	82,189	75,879	67,141	1,22,699	1,29,176	1,24,499	99,997	78,216
" Burma	261,791	222,633	229,261	315,127	212,175	2,45,568	2,22,668	2,51,779	2,51,214	2,27,277
TOTAL	318,173	351,831	327,128	403,109	290,716	4,19,508	2,28,419	2,74,087	2,65,868	2,20,289
Cigarettes (L. J.)—	Lbs.	Lbs.	Lbs.	Lbs.	Lbs.					
Mesopotamia	82	334	4	500	..	100	1,270	30	600	..
Maldives	2,477	1,080	2,545	840
Ceylon	32,809	2,103	70,182	128,107	185,593	24,892	2,162	82,191	1,46,500	2,03,094
Straits Settlements (including Labuan)	..	7	498	2,459	21,971	..	90	193	2,408	12,870
Federated Malay States	2,064	2,708	12,024	1,407	1,909	9,774
Hongkong	1,127	164	1,995	200
Zanzibar and Pemba	8,814	6,949	7,807	7,088	7,322	9,491	6,224	8,500	7,942	10,125
Mauritius and Dependencies	2,313	329	1,300	350
Other British Possessions	380	60	451	544	229	1,264	165	1,620	950	592
TOTAL BRITISH EMPIRE	45,825	9,946	81,066	144,674	224,230	49,422	12,412	88,941	1,62,554	2,20,686
Belgium	..	112	68	..	70	..	1,100	1,000	..	540
Java	1,240	..	1,244	2,400	..	370
Other Foreign Countries	930	..	261	18	750	1,166	..	491	60	740
TOTAL FOREIGN COUNTRIES	2,220	112	1,573	18	820	2,566	1,100	1,851	60	1,280
Share of Bengal	2,069	298	1,224	694	..	2,222	628	420	680	..
" Bombay	11,637	7,923	9,004	2,004	2,293	12,275	12,426	12,115	10,821	12,222
" Sind	1,244	..	265	760	..	511
" Madras	31,220	1,574	72,029	129,029	212,599	29,949	1,492	21,746	1,21,766	2,29,768
" Burma	1,465	195	19,148	2,991	250	4,225
TOTAL	47,745	10,058	82,729	144,687	226,060	58,048	14,812	95,792	1,82,914	2,27,925
Othersorts (L. J.)—	Lbs.	Lbs.	Lbs.	Lbs.	Lbs.					
United Kingdom	221,858	..	62,222	90	227	1,10,929	..	5,250	50	200
Aden and Dependencies	20,224	5,526	6,708	12,617	2,016	3,120	1,204	984	2,408	460
Bahrein Islands	6,030	11,548	9,573	7,015	1,320	2,150	2,865	1,769	1,925	500
Maldives	79,302	218,907	149,267	104,220	129,008	10,209	20,145	18,192	12,264	27,265
Ceylon	59,014	168,524	76,205	2,942	17,222	46,212	1,07,994	52,912	1,000	4,719
Straits Settlements (including Labuan)	570,442	121,701	85,912	62,912	159,404	2,07,287	97,992	46,714	22,196	72,619
Hongkong	..	466	2,500	..	112	..	108	1,500	..	120
Zanzibar and Pemba	1,497	224	54,026	..	38	500	220	1,200	..	750
Other British Possessions	6,965	1,009	1,905	979	921	1,721	1,455	1,247	1,596	950
ROYAL BRITISH EMPIRE	956,402	527,925	429,043	191,897	321,506	4,21,290	2,22,022	1,29,999	52,228	1,05,672

* Shown as a Foreign Country from 1922-24.

GENERAL EXPORTS

INDIAN MERCHANDISE

(830)

No. 14—continued

ARTICLES, AND COUNTRIES OF FINAL DESTINATION; ALSO SHARE OF EACH PROVINCE	QUANTITY					VALUE				
	1922-23	1923-24	1924-25	1925-26	1926-27	1922-23	1923-24	1924-25	1925-26	1926-27
Tobacco—continued						R	R	R	R	R
MANUFACTURED—continued										
Other sorts (1. J)—continued	Lbs.	Lbs.	Lbs.	Lbs.	Lbs.					
Belgium	..	18,750	1,370
Turkey, Asiatic	11,462	8,516	1,650	980
Maskat Territory and Trucial Oman	21,620	34,408	30,619	31,333	16,142	13,795	15,422	15,512	14,615	12,434
Other Native States in Arabia	22,841	19,076	29,900	16,210	20,669	4,728	6,980	6,276	2,549	4,450
Sumatra	..	3,572	1	..	3,471	6
Java	15,848	11,348	10,355	13,697	4,452	9,925	6,950	6,740	8,850	1,540
Slam	67,901	33,327	33,049	41,768	17,348	33,585	19,127	16,860	19,978	8,374
Other Foreign Countries	2,358	463	295	716	1,277	988	719	154	470	1,045
TOTAL FOREIGN COUNTRIES	130,568	125,944	104,118	115,186	63,405	63,021	54,039	45,542	47,607	23,979
Share of Bengal	337,543	324,330	307,657	193,320	200,173	1,39,300	53,247	50,226	37,119	43,632
.. Bombay	3,395	7,716	1,317	3,217	1,416	2,046	5,737	850	2,653	1,410
.. Sind	13,074	16,427	17,053	16,275	15,530	12,373	12,242	13,731	12,673	12,434
.. Madras	45,300	110,903	99,555	959	883	44,913	1,03,645	49,769	1,492	1,622
.. Burma	622,953	193,343	103,674	37,752	166,859	3,45,233	1,11,140	30,965	45,333	73,454
TOTAL	1,086,970	713,869	534,161	307,023	334,911	5,44,910	2,36,661	1,75,541	99,845	1,37,552
Total Tobacco—	Lbs.	Lbs.	Lbs.	Lbs.	Lbs.					
United Kingdom	3,837,887	5,467,697	3,334,387	7,886,534	10,352,980	17,17,740	16,59,285	23,31,241	28,33,237	39,13,503
Gibraltar	..	1	..	637	5	..	1,374	..
Cyprus	102	16,000	..	255	6,000	..
Aden and Dependencies	4,563,112	5,049,430	5,309,723	4,530,484	4,872,736	22,10,816	24,59,527	29,79,714	21,98,963	23,30,219
Mesopotamia	4,572	4,744	5,025	4,568	5,259	13,286	13,770	10,821	9,416	12,529
Bahrain Islands	68,542	32,257	22,956	33,139	14,306	25,293	3,776	5,001	9,731	4,439
Maldives	91,430	227,711	153,927	126,851	169,996	14,371	23,313	19,392	22,319	40,117
Ceylon	190,875	371,373	276,372	282,355	327,412	1,43,497	2,03,316	1,96,900	2,20,546	2,72,097
Straits Settlements (including Labuan)	4,323,437	3,946,251	3,913,419	5,131,339	4,470,944	19,75,366	19,36,351	16,63,127	18,79,347	16,40,076
Federated Malay States	1,280,705	1,332,781	1,199,291	1,355,933	1,451,424	5,08,397	6,00,312	4,35,913	4,34,445	5,37,167
Hongkong	3,284,896	2,629,950	5,460,016	6,027,723	2,672,313	5,32,433	5,08,576	9,15,705	9,51,857	4,06,007
Egypt*	7,907	9,042
Cape of Good Hope	6,937	120	252	246	404	1,145	237	743	415	623
Natal	448	1,310	425	937	663	1,074	1,600	590	1,030	907
Zanzibar and Pemba	10,893	3,363	62,956	9,233	3,056	10,581	9,613	10,330	10,094	11,230
Kenya Colony	10,996	1,564	2,137	4,350	2,056	6,557	2,103	3,301	3,633	3,543
Tanganyika Territory	631	97	175	..	20	1,336	250	400	..	20
Mauritius and Dependencies	7,723	5,562	4,343	4,077	1,270	7,413	3,905	5,102	2,937	1,260
Bermudes	..	1,340	1,400	2,300	2,300	..	2,290	2,500	5,000	5,000
British Guiana	6,332	..	512	3,030	..	443
Western Australia	109	195	163	55	125	340	590	335	200	375
South Australia (including Northern Territory)	176	127	..
Victoria	2,740	4	..	75	..	2,956	170	..
Tasmania	26	61	137	436	..
New South Wales	146	608	512	633	650	212	1,377	1,294	1,023	1,149
Queensland	133	130	233	123	92	111	345	759	626	112
Australian Commonwealth (Total)	3,124	997	364	1,133	367	3,319	2,316	2,625	2,334	1,636
New Zealand (including Kauri and Br. Samoa)	310	273	1,106	472	97	2,570	335	3,250	1,273	225
Other British Possessions	525	1,533	731	541	1,709	406	2,265	1,765	1,039	933
TOTAL BRITISH EMPIRE	17,721,939	19,035,554	25,250,422	25,470,037	24,305,522	71,33,304	74,94,270	86,39,429	86,46,517	92,36,636

* Shown as a Foreign Country from 1923-24.

ARTICLES, AND COUNTRIES OF FINAL DESTINATION; ALSO SHARE OF EACH PROVINCE	QUANTITY					VALUE				
	1922-23	1923-24	1924-25	1925-26	1926-27	1922-23	1923-24	1924-25	1925-26	1926-27
Tobacco—concluded										
Total Tobacco—continued	Lbs.	Lbs.	Lbs.	Lbs.	Lbs.	R	R	R	R	R
Russia	33,000	4,800
Denmark	1,030	9,491	..	1,700	1,780	..
Germany	3,095,454	4,673,006	2,197,086	4,361,856	1,443,874	5,52,343	10,39,978	4,94,388	7,16,639	1,55,462
Netherlands	1,264,192	8,349,256	12,229,161	4,468,119	1,793,987	1,62,466	12,56,468	22,82,134	9,11,403	2,21,007
Belgium	197,385	832,521	1,711,289	1,365,903	616,663	41,118	1,37,448	2,20,469	2,12,184	1,12,415
France	550,041	328	1,706	92,639	308	1,282
Turkey, European	1,260	2,100	8,358	2,170	..	2,230	6,012	17,304	2,500	..
Turkey, Asiatic	275	11,462	3,911	600	1,050	1,405
Smyrna	1,550	..	805	164	..	1,650	..	2,009	170	..
Maskat Territory and Trucial Oman	48,728	81,374	104,052	55,665	23,918	10,023	24,736	28,458	18,726	13,600
Other Native States in Arabia	51,134	25,070	66,426	16,210	23,849	12,663	9,220	10,024	2,549	5,640
Persia	11,148	7,628	7,302	2,954	308	17,422	16,488	26,938	6,080	250
Sumatra	34,238	21,728	10,758	34,815	25,935	22,398	9,721	4,750	15,005	16,451
Java	27,716	41,597	27,421	23,899	15,286	22,497	33,195	13,523	15,614	11,702
Siam	114,236	94,141	90,317	91,836	74,791	79,017	65,708	66,108	69,477	87,879
Indo-China (including Cochin-China, Cambodia, Annam, Tonkin and French leased territories in China)	1,290	887	644	1,448	1,934	1,240	975	485	1,354	2,610
China (exclusive of Hongkong and Macao)	7,057	11,186	17,145	464,672	563,925	5,365	8,309	6,354	58,813	74,884
Japan	431,813	682,117	1,606,062	1,547,650	848,529	1,17,009	1,59,268	4,16,002	2,92,268	2,72,034
Egypt*	3,968	2,500	2,553	2,347	..	8,020	6,802	6,064	6,311
Algeria	102,360	10,200
Italian East Africa (Somali- land and Eritrea)	26,203	44,926	69,069	112,112	40,880	17,640	22,340	29,120	54,500	23,640
United States of America—										
Via Atlantic Coast	1,377	86	38,400	614	884	945	547	6,030	1,344	1,917
Other Foreign Countries	1,023	422	586	2,962	1,354	1,437	597	1,587	2,180	1,681
TOTAL FOREIGN COUNTRIES	5,327,222	14,906,033	18,869,743	12,577,982	5,488,091	10,79,008	28,03,081	68,64,474	24,08,500	11,78,540
States of Bengal	4,919,356	10,270,011	13,728,830	7,735,699	2,755,837	13,69,707	14,09,932	36,29,872	11,22,007	6,06,339
" Bombay	4,780,090	6,126,111	6,920,494	4,666,208	4,913,510	22,26,123	24,31,661	30,69,614	22,61,703	24,49,846
" Sind	45,452	79,230	98,083	50,973	24,304	19,606	25,347	22,473	20,006	16,099
" Madras	4,434,517	10,177,895	14,626,010	12,510,561	12,962,377	19,76,078	39,90,995	46,06,429	46,08,025	42,67,958
" Burma	9,789,797	8,338,340	9,766,748	13,094,628	8,197,385	25,23,199	23,39,166	24,60,118	29,78,376	21,99,384
TOTAL	23,049,211	33,991,587	44,140,165	33,048,069	29,793,618	82,07,612	1,02,97,301	1,25,08,894	1,11,40,017	1,04,15,226
Toys and requisites for games and sports, includ- ing fishing tackle (other than firearms) (III V)—										
United Kingdom	78,225	1,08,785	30,429	86,344	58,118
Aden and Dependencies	3,035	856	1,745	3,555	1,406
Mesopotamia	10,342	11,123	9,223	8,207	6,497
Maldives	950	1,160	260	525	1,470
Ceylon	5,696	7,378	7,255	10,661	17,029
Straits Settlements (including Labuan)	3,836	9,984	3,369	2,822	4,653
Hongkong	297	675	300	1,853	410
Egypt*	1,393	1,300	3,627	1,787	3,393
Cape of Good Hope	12,847	8,245	14,484	8,095	21,691
Natal	1,189	1,282	1,451	2,425	3,489
Kenya Colony	615	2,424	700
Anglo-Egyptian Sudan	100
Mauritius and Dependencies	50	1,486	1,222

* Shown as a Foreign Country from 1923-24.

GENERAL EXPORTS

INDIAN MERCHANDISE

(832)

No. 14—continued

ARTICLES, AND COUNTRIES OF FINAL DESTINATION; ALSO SHARE OF EACH PROVINCE	QUANTITY					VALUE				
	1922-23	1923-24	1924-25	1925-26	1926-27	1922-23	1923-24	1924-25	1925-26	1926-27
Toys and requisites for games and sports (including fishing tackle other than firearms) (III. V)—continued						£	£	£	£	£
Canada—										
<i>Via Atlantic Coast</i>	—	—	—	—	—	..	1,736	300	..	1,952
" <i>Pacific</i> "	—	—	—	—	—	185	..	1,410	3,398	1,125
British West India Islands	—	—	—	—	—	..	50	768	3,167	3,684
Western Australia	—	—	—	—	—	2,204	757	250	230	3,732
South Australia (including Northern Territory)	—	—	—	—	—	1,655	6,119	2,045	2,213	1,100
Victoria	—	—	—	—	—	7,698	6,374	683	486	800
Tasmania	—	—	—	—	—	500	454	..
New South Wales	—	—	—	—	—	17,650	8,135	8,829	7,833	9,493
Queensland	—	—	—	—	—	..	555	..	590	217
<i>Australian Commonwealth (Total)</i>	—	—	—	—	—	22,207	21,940	12,307	11,806	15,437
New Zealand (including Nauru and Br. Samoa)	—	—	—	—	—	6,782	3,276	1,578	7,370	2,941
Fiji Islands	—	—	—	—	—	1,075	18	160	150	458
Other British Possessions	—	—	—	—	—	751	2,037	958	1,403	427
TOTAL BRITISH EMPIRE	—	—	—	—	—	1,56,674	1,80,889	1,41,479	1,57,007	1,44,445
Sweden	—	—	—	—	—	150	2,438	725	..	100
Germany	—	—	—	—	—	397	835	1,096	732	3,924
Netherlands	—	—	—	—	—	3,150	371	1,220	1,825	856
Belgium	—	—	—	—	—	5,198	4,104	572	1,820	290
France	—	—	—	—	—	54	3,066	4,850	2,306	11,514
Spain	—	—	—	—	—	424	399	1,380
Switzerland	—	—	—	—	—	2,400	6,605	2,358	533	457
Italy	—	—	—	—	—	400	6,504	13,552	2,630	738
Greece	—	—	—	—	—	2,600
Turkey European	—	—	—	—	—	1,500
Persia	—	—	—	—	—	1,422	2,307	3,696	970	2,695
Java	—	—	—	—	—	205	1,150	664	..	1,831
Siam	—	—	—	—	—	2,303	361	3,353	360	143
Philippine Islands and Guam	—	—	—	—	—	1,250	1,121
China (exclusive of Hong-kong and Macao)	—	—	—	—	—	1,373	..	649	760	4,931
Japan	—	—	—	—	—	..	870	50	..	1,057
Egypt*	—	—	—	—	—	..	3,451	15,502	6,535	2,635
Portuguese East Africa	—	—	—	—	—	450	400	7,327	2,731	750
United States of America—										
<i>Via Atlantic Coast</i>	—	—	—	—	—	22,397	47,000	68,408	51,905	94,893
" <i>Pacific</i> "	—	—	—	—	—	..	4,207	835	1,050	11,667
Argentine Republic (including the Atlantic Coast of Patagonia)	—	—	—	—	—	800	2,376	2,193
Chile (including the Pacific Coast of Patagonia)	—	—	—	—	—	673	1,258	4,303
Hawaii	—	—	—	—	—	1,250	..	654
Other Foreign Countries	—	—	—	—	—	2,306	1,316	1,121	415	2,323
TOTAL FOREIGN COUNTRIES	—	—	—	—	—	51,010	85,047	1,31,310	90,467	1,50,915
Share of Bengal	—	—	—	—	—	43,628	67,753	31,666	74,543	88,564
" <i>Bombay</i>	—	—	—	—	—	1,07,033	1,10,698	1,37,539	1,27,073	1,76,255
" <i>Sind</i>	—	—	—	—	—	37,503	55,403	40,712	22,967	13,434
" <i>Madras</i>	—	—	—	—	—	14,039	30,379	12,664	21,411	18,209
" <i>Burma</i>	—	—	—	—	—	326	693	703	1,470	393
TOTAL	—	—	—	—	—	2,07,684	2,65,936	2,73,289	2,47,474	2,95,360
Umbrellas, including Parasols and Sunshades (III. V)—										
United Kingdom	No. 1,010	No. 238	No. 6,666	No. 2,152	No. 1,323	6,610	530	12,607	10,630	2,545
Aden and Dependencies	810	408	260	264	144	2,400	1,125	720	575	240
Mesopotamia	300	372	240	..	270	750	1,350	600	..	395
Bahrain Islands	336	1,944	310	2,400	300	900	5,800	2,000	5,000	500

* Shown as a Foreign Country from 1923-24.

No. 14—continued

ARTICLES, AND COUNTRIES OF FINAL DESTINATION; ALSO SHARE OF EACH PROVINCE	QUANTITY					VALUE				
	1922-23	1923-24	1924-25	1925-26	1926-27	1922-23	1923-24	1924-25	1925-26	1926-27
	No.	No.	No.	No.	No.	₹	₹	₹	₹	₹
Umbrellas, including Parasols and Sunshades (III. V) <i>—continued—</i>										
Ceylon	36,480	29,140	33,780	33,044	32,101	1,11,562	81,341	80,176	66,270	1,22,367
Straits Settlements (including Labuan)	2,889	3,313	7,918	22,505	23,320	7,935	6,306	12,433	46,866	41,603
Federated Malay States	48	372	144	74	1,480	250	1,400	400	838	3,400
Natal					182					1,020
Zanzibar and Pemba	1,800	560	2,357	2,434	1,920	5,500	2,400	7,103	5,900	3,500
Kenya Colony	648	984	1,540	2,591	6,486	1,700	2,900	1,900	4,570	12,830
Tanganyika Territory			860		3,500			800		7,200
Mauritius and Dependencies	4,862	4,910	7,200	6,332	6,360	14,660	10,750	14,400	10,568	10,000
Fiji Islands	342	991		72	162	1,015	2,568		140	448
Other British Possessions	294	2	243	1	243	1,385	30	623	2	210
TOTAL BRITISH EMPIRE	49,299	43,343	61,562	71,919	137,793	1,64,667	1,18,400	1,30,767	1,31,099	2,67,437
Foreign Countries										
Persia	396	396	252	86	552	1,500	1,210	330	100	1,262
Portuguese East Africa	998	1,080	540	2,154	4,044	2,800	1,450	1,750	3,900	5,650
United States of America— Via Atlantic Coast	42	25	24	11,643		234	129	267	26,607	
" Pacific "	25		1,200	11,273	898	52		2,400	19,698	2,016
Other Foreign Countries	558	1,215	923	1,254	629	1,203	1,999	2,003	1,380	1,720
TOTAL FOREIGN COUNTRIES	2,012	2,716	2,989	26,360	6,123	5,429	4,788	6,809	51,681	10,828
Share of Bengal	6,745	187,385	37,219	43,706	87,925	17,929	49,988	77,736	89,734	91,788
" Bombay "	42,372	26,066	27,098	17,915	36,210	1,31,646	76,866	47,422	38,489	82,998
" Sind "					18					66
" Madras "	344	147	133	9,105	45,371	389	875	644	20,428	93,139
" Burma "	1,850	1,461	10,055	22,553	3,239	9,322	3,788	20,309	63,989	17,225
TOTAL	51,311	46,059	64,501	68,279	143,916	1,60,066	1,23,188	1,46,576	2,02,731	2,78,275
Vehicles (excluding Locomotives, etc., for Railways)—										
Carrriages and carts (III. F)—										
United Kingdom				61	6				6,225	148
Mesopotamia	56	23	10		3	46,100	26,675	10,400		1,650
Bahrain Islands		5	1				2,950	50		
Ceylon				2	6				550	3,421
Kenya Colony	11		29		5	1,785		4,500		475
Tanganyika Territory	24		5			12,500		800		
Other British Possessions	6	3	2		3	1,095	175	950		87
TOTAL BRITISH EMPIRE	97	36	47	63	23	61,480	29,800	16,700	6,775	5,781
Foreign Countries										
Persia		3		1			2,240		600	
Other Foreign Countries	3	6	2	1	337	960	625	200	500	573
TOTAL FOREIGN COUNTRIES	3	9	2	2	337	960	2,865	200	1,100	573
Share of Bengal			1	61				900	6,400	
" Bombay "	50	41	46	1	3	87,840	31,665	15,450	500	2,125
" Sind "	5	4	1	1	1	4,000	1,000	500	600	108
" Madras "	3		1	1	7	766		50	150	3,471
" Burma "	3			1	330	50			225	513
TOTAL	100	45	49	65	396	62,440	32,665	16,900	7,875	6,304

GENERAL EXPORTS

(834)

INDIAN MERCHANDISE

No. 14—continued

ARTICLES, AND COUNTRIES OF FINAL DESTINATION; ALSO SHARE OF EACH PROVINCE	QUANTITY					VALUE				
	1922-23	1923-24	1924-25	1925-26	1926-27	1922-23	1923-24	1924-25	1925-26	1926-27
Vehicles (excluding Locomotives, etc. for Railways)—<i>contd</i>						R	R	R	R	R
<i>Parts of carriages and carts (III. P)—</i>										
Mesopotamia	—	—	—	—	—	5,684	2,100	1,200	..	526
Ceylon	—	—	—	—	—	1,320	20,919	13	585	345
Kenya Colony	—	—	—	—	—	2,550	1,030	3,175	..	150
Seychelles	—	—	—	—	—	680	1,490
Other British Possessions	—	—	—	—	—	981	2,340	815	500	175
TOTAL BRITISH EMPIRE	—	—	—	—	—	10,535	26,839	5,203	1,765	2,636
Italy	—	—	—	—	—	4,980
Persia	—	—	—	—	—	1,000
Philippine Islands and Guam	—	—	—	—	—	7,757
Other Foreign Countries	—	—	—	—	—	40	75	..	25	..
TOTAL FOREIGN COUNTRIES	—	—	—	—	—	40	75	12,737	25	1,000
<i>Share of Bengal</i>	—	—	—	—	—	..	441	4,980	535	..
“ <i>Bombay</i>	—	—	—	—	—	3,435	25,320	12,332	1,155	3,240
“ <i>Sind</i>	—	—	—	—	—	770	..	65
“ <i>Madras</i>	—	—	—	—	—	1,320	703	13	50	445
TOTAL	—	—	—	—	—	10,675	26,454	17,940	1,790	3,685
<i>Ships, parts of (including Launches and Boats) (III. P)—</i>										
Aden and Dependencies	—	—	—	—	—	1,380	800	4,620	3,785	2,519
Maldives	—	—	—	—	—	1,200	112	675	81	..
Ceylon	—	—	—	—	—	4,815	750	25	2,420	10,785
Straits Settlements (including Labuan)	—	—	—	—	—	6,000
Other British Possessions	—	—	—	—	—	300	1,011	405	1,895	1,053
TOTAL BRITISH EMPIRE	—	—	—	—	—	7,755	2,733	11,725	13,181	14,357
Maskat Territory and Trucial Oman	—	—	—	—	—	3,030	320	950	3,455	330
Other Native States in Arabia	—	—	—	—	—	7,180	920	11,930	14,632	2,370
Abyssinia	—	—	—	—	—	1,500	..
Other Foreign Countries	—	—	—	—	—	780	126	275	..	180
TOTAL FOREIGN COUNTRIES	—	—	—	—	—	10,940	1,866	13,205	19,817	3,180
<i>Share of Bombay</i>	—	—	—	—	—	2,795	336	3,125	630	1,027
“ <i>Sind</i>	—	—	—	—	—	..	340	1,230	300	300
“ <i>Madras</i>	—	—	—	—	—	15,900	3,373	14,575	32,068	15,310
“ <i>Burma</i>	—	—	—	—	—	6,000	..	400
TOTAL	—	—	—	—	—	18,695	4,599	24,930	32,998	17,537
<i>Other sorts—</i>										
TOTAL BRITISH EMPIRE	—	—	—	—	—	70
<i>Share of Bengal</i>	—	—	—	—	—	70
Total value of vehicles, etc.	—	—	—	—	—	31,710	63,723	59,840	42,693	27,527

No. 14—continued

ARTICLES AND COUNTRIES OF FINAL DESTINATION; ALSO SHARE OF EACH PROVINCE	QUANTITY					VALUE				
	1922-23	1923-24	1924-25	1925-26	1926-27	1922-23	1923-24	1924-25	1925-26	1926-27
						Rs	Rs	Rs	Rs	Rs
Wax of all kinds, other than Paraffin wax (excluding candles) (II. L)—	Cwts.	Cwts.	Cwts.	Cwts.	Cwts.					
United Kingdom	688	6,331	1,705	1,269	3,068	32,474	1,74,641	96,019	1,00,233	1,20,079
Ceylon	122	121	211	365	366	12,636	11,929	18,353	25,345	32,109
Straits Settlements (including Labuan)	2,065	2,935	1,374	1,521	1,585	1,77,732	1,32,630	75,929	1,44,672	1,38,336
Federated Malay States	124	289	2,844	6,399
Hongkong	2,200	4,000	375	905	88	54,100	91,000	31,437	53,306	8,214
Cape of Good Hope	1,500	9,274	3,000	..	3,000	34,125	263,900	68,250	..	81,000
Natal	2,800	52,325
New South Wales Australian Commonwealth (Total)	800	800	18,200	18,200
New Zealand (including Nauru and Br. Samoa)	2,800	1,06,925
Other British Possessions	5	10	3	4	3	245	500	253	224	210
TOTAL BRITISH EMPIRE	8,744	28,880	7,468	4,154	8,708	5,14,156	8,58,539	2,08,465	2,24,188	4,01,398
Germany	10	14	..	156	15	1,000	1,400	..	12,050	1,725
Netherlands	400	800	33	230	..	9,100	18,300	3,300	7,700	..
Belgium	339	118	27,037	11,068
France	420	475	474	40,313	52,384	50,101
Italy	500	1,700	400	39	20	11,375	40,950	9,100	4,750	1,970
Java	38	75	181	163	71	10,590	6,600	12,150	14,100	6,600
Siam	143	897	26	1,201	3,399	5,000	25,274	2,370	27,370	1,80,123
Indo-China (including Cochin-China, Cambodia, Annam, Tonkin and French leased territories in China)	2,700	125	..	61,425	2,844
Japan	5,000	22,664	9,766	69	9,580	1,12,750	5,15,651	2,32,163	7,040	2,19,677
Portuguese East Africa United States of America—Vid Atlantic Coast	8,000	65,250
Other Foreign Countries	1,926	3,161	561	753	..	49,538	96,133	55,400	78,300
TOTAL FOREIGN COUNTRIES	6,141	33,776	13,946	3,231	19,408	1,50,875	7,87,245	2,20,264	2,25,223	5,61,729
Share of Bengal	1,623	1,223	2,514	3,955	2,967	1,68,907	1,12,506	2,19,933	3,33,990	3,64,213
" Bombay	302	188	439	1,419	646	22,407	21,265	46,263	1,49,036	67,622
" Sind	60	179	2	6,361	12,440
" Madras	111	96	112	293	230	11,331	9,293	19,833	20,164	22,367
" Burma	10,950	61,149	13,299	1,743	24,194	2,52,256	16,92,933	4,17,713	49,216	5,00,433
TOTAL	12,885	62,656	21,414	7,385	23,116	4,65,031	16,45,787	6,24,669	5,49,708	9,63,127
Wood and Timber—VI TIMBER, other than RAILWAY SLEEPERS— Teak wood (II. B)—	Cubic tons	Cubic tons	Cubic tons	Cubic tons	Cubic tons					
United Kingdom	14,723	22,667	25,008	34,180	29,448	43,75,615	67,24,294	67,29,876	95,82,923	83,97,409
Aden and Dependencies	6	10	26	32	40	3,324	3,104	7,272	3,422	11,635
Mesopotamia	110	45	102	156	593	16,454	7,155	26,141	31,398	1,40,404
Bahrain Islands	269	106	134	70	70	26,174	15,483	21,012	12,565	12,975
Maldives	3	12	1	16	35	500	1,920	30	2,640	7,913
Ceylon	2,514	3,947	6,122	5,470	5,420	2,77,532	5,79,425	9,23,224	9,26,736	8,29,278
Straits Settlements (including Labuan)	68	98	245	124	516	15,427	18,510	39,029	16,148	78,841
Federated Malay States	19	19	68	2,408	2,418	9,737
Hongkong	38	2	45	..	46	9,000	311	3,323	75	7,069
Egypt*	215	64,693
Cape of Good Hope	1,535	2,884	3,009	5,523	3,542	4,67,569	7,79,240	5,30,791	14,49,195	8,75,415
Natal	942	1,169	1,223	2,543	859	2,32,019	2,34,009	3,54,989	7,63,370	2,47,463
Zanzibar and Pemba	449	457	710	1,108	218	75,123	75,925	1,08,550	2,17,276	36,356
Kenya Colony	173	33	253	430	1,279	42,095	4,320	44,304	93,254	2,36,022
Tanganyika Territory	21	35	5	3,527	8,200	1,000
Mauritius and Dependencies	721	1,247	1,643	929	582	1,33,619	2,03,304	2,70,365	1,68,292	94,469
Western Australia	167	66,500	..
South Australia (including Northern Territory)	5	1,500	..
Victoria	15	55	293	186	..	3,736	13,782	37,201	37,324	..
New South Wales	49	25	311	431	..	17,270	6,063	66,056	1,29,222

* Shown as a Foreign Country from 1923-24.

GENERAL EXPORTS

(836)

INDIAN MERCHANDISE

No. 14—continued

ARTICLES, AND COUNTRIES OF FINAL DESTINATION; ALSO SHARE OF EACH PROVINCE	QUANTITY					VALUE				
	1922-23	1923-24	1924-25	1925-26	1926-27	1922-23	1923-24	1924-25	1925-26	1926-27
Wood and Timber—continued										
TIMBER, other than RAILWAY SLEEPERS—continued										
<i>Teak wood (II. B)—continued</i>	Cubic tons	Cubic tons	Cubic tons	Cubic tons	Cubic tons					
Queensland	11	4	3,789	1,823	..
Australian Commonwealth (Total)	15	104	229	673	481	3,786	31,052	97,063	1,73,213	129,21
New Zealand (including Nauru and Br. Samoa)	9	15	18	57	4	2,631	2,371	3,845	21,463	1,56
Other British Possessions	1	130	60	..
TOTAL BRITISH EMPIRE	21,800	32,796	33,930	51,870	43,204	69,00,821	87,79,466	93,67,665	1,34,79,783	1,11,18,151
Sweden	65	35	19,500	11,02
Denmark	37	62	..	10	17	11,787	19,839	..	3,150	5,26
Germany	2,558	798	1,414	2,085	2,226	7,46,302	2,26,125	3,81,871	5,51,501	6,08 10
Netherlands	900	1,157	1,629	3,943	3,151	2,80,427	2,61,609	4,36,714	11,23,098	9,35,431
Belgium	219	305	535	232	..	63,766	79,957	1,49,385	34,654	..
France	5	12	175	533	3,632	45,811
Italy	151	145	325	125	196	45,776	41,887	93,210	32,931	50,20
Greece	30	17	7,555	4,225	..
Turkey, Asiatic	37	..	32	9	75	5,550	..	7,221	2,220	24,934
Mascat Territory and Trucial Oman	112	79	172	132	45	8,264	6,610	17,674	13,212	4,676
Other Native States in Arabia	216	129	256	60	45	14,907	12,770	30,738	5,260	4,874
Persia	171	654	676	304	290	31,957	1,39,608	1,71,083	64,972	35,176
Henjam Islands	11	1	..	3,481	1 415
Slam	8	2	25	1,795	320	3,640
Philippine Islands and Guam	125	34,375
China (exclusive of Hong- kong and Macao)	19	..	3	3,311	300	605	..	50
Japan	5	22	..	97	..	872	3,558	..	27,755
Egypt*	539	342	770	266	..	1,61,472	95,129	2,09,377	75,406
Portuguese East Africa	1,001	1,782	2,237	3,712	3,419	3,07,943	4,73,244	6,35,131	9,35,733	3,96,708
United States of America—										
Vid Atlantic Coast	1,970	1,592	610	1,181	661	5,92,170	4,77,652	1,30,851	3,44,441	1,54,689
" Pacific "	104	29,804	100
Colombia	4	1,000	..
Chile (including the Pacific Coast of Patagonia)	9	..	13	2,586	..	4,367
Other Foreign Countries	1	175	200	..	60	..
TOTAL FOREIGN COUNTRIES	7,396	7,301	8,525	12,805	10,689	21,13,363	19,14,553	22,60,417	34,95,453	29,26,822
Share of Bengal	15	473	460	203	317	3,464	99,071	43,660	45,204	34,027
" Bombay	137	612	759	543	1,092	59,408	1,46,401	2,12,235	1,43,097	2,76,433
" Sind	16	4	5	73	176	4,193	1,080	1,226	13,023
" Madras	314	447	393	345	169	64,855	58,956	1,36,604	43,523	19,559
" Burma	28,180	38,549	45,339	63,074	52,242	78,86,087	1,03,35,403	1,12,29,503	1,67,42,187	1,37,01,915
TOTAL	29,194	40,097	47,455	64,175	53,893	80,13,989	1,06,04,024	1,16,23,082	1,69,75,241	1,40,44,915
Other Timber (a) (II. B)—	Cubic tons	Cubic tons	Cubic tons	Cubic tons	Cubic tons					
United Kingdom	358	947	1,269	—	—	46,206	1,37,569	1,34,127	—	—
Aden and Dependencies	39	41	29	—	—	5,889	14,152	3,950	—	—
Mesopotamia	427	324	240	—	—	42,418	40,753	28,127	—	—
Bahrain Islands	392	338	43	—	—	25,302	22,473	4,781	—	—
Maldives	5	44	49	—	—	275	2,630	6,770	—	—
Ceylon	275	329	329	—	—	34,484	41,828	41,082	—	—
Straits Settlements (including Labuan)	89	—	—	8,750	—	—
Hongkong	3	15	—	—	..	352	2,245	—	—
Egypt*	36	—	—	11,125	—	—
Cape of Good Hope	7	16	20	—	—	1,087	2,400	2,006	—	—
Zanzibar and Pemba	101	38	1	—	—	7,135	3,295	150	—	—
Other British Possessions	1	..	—	—	15	300	111	—	—
TOTAL BRITISH EMPIRE	1,729	2,076	2,000	—	—	1,82,586	2,65,750	2,23,349	—	—

* Shown as a Foreign Country from 1923-24.
(a) Included in "Other kinds of Wood and Timber" from 1925-26.

No. 14—continued

ARTICLES, AND COUNTRIES OF FINAL DESTINATION; ALSO SHARE OF EACH PROVINCE	QUANTITY					VALUE				
	1922-23	1923-24	1924-25	1925-26	1926-27	1922-23	1923-24	1924-25	1925-26	1926-27
						₹	₹	₹	₹	₹
Wood and Timber—continued										
TIMBER, other than RAILWAY SLEEPERS—continued										
Other Timber (I.L.E.)—continued	Cubic tons	Cubic tons	Cubic tons							
Germany	7	56	11	—	—	2,112	7,802	2,289	—	—
Netherlands	..	8	..	—	—	..	1,191	..	—	—
France	5	47	133	—	—	678	5,868	19,297	—	—
Italy	10	—	—	2,263	..	40	—	—
Maskat Territory and Trucial Oman	225	408	291	—	—	25,614	28,290	22,943	—	—
Other Native States in Arabia	678	848	399	—	—	35,279	19,599	29,944	—	—
Persia	480	276	416	—	—	94,190	29,417	49,624	—	—
Japan	1	18	..	—	—	150	2,261	..	—	—
Egypt*	..	755	12	—	—	..	27,234	3,498	—	—
Portuguese East Africa	25	1	..	—	—	1,170	300	..	—	—
Italian East Africa (Somal- land and Eritrea)	0	..	3	—	—	3,500	..	265	—	—
United States of America— Via Atlantic Coast	..	74	133	—	—	..	12,577	22,900	—	—
Other Foreign Countries	3	—	—	155	—	—
TOTAL FOREIGN COUNTRIES	1,501	1,991	1,406	—	—	1,65,056	1,39,592	1,49,075	—	—
Share of Bengal	78	350	390	—	—	12,519	42,648	15,920	—	—
" Bombay	502	364	270	—	—	1,23,378	67,349	42,312	—	—
" Sind	134	147	22	—	—	16,812	9,032	4,996	—	—
" Madras	1,009	2,010	1,546	—	—	1,22,214	2,04,377	1,77,779	—	—
" Burma	607	596	1,143	—	—	63,019	79,032	1,09,519	—	—
TOTAL	3,230	4,067	3,408	—	—	2,47,042	4,05,842	3,71,424	—	—
Wood—										
Firewood (I.L.E.)—	Tons	Tons	Tons	Tons	Tons					
Mesopotamia	22	111	124	1,413	74	460	2,515	5,024	30,007	1,700
Bahrain Islands	271	391	463	213	9	5,414	7,227	10,074	6,623	127
Other British Possessions	14	5	4	9	14	390	58	22	678	629
TOTAL BRITISH EMPIRE	307	507	656	1,735	97	6,254	9,800	15,120	37,302	2,516
Maskat Territory and Trucial Oman	125	209	224	54	28	2,710	4,255	4,694	1,272	1,015
Other Native States in Arabia	339	1,204	1,108	1,349	524	16,225	22,893	40,177	40,104	12,702
Persia	229	959	159	199	74	6,607	19,905	3,769	3,347	2,125
TOTAL FOREIGN COUNTRIES	1,258	2,372	2,491	2,102	636	25,552	47,763	49,640	45,322	15,842
Share of Bengal	7	2	635	805
" Bombay	70	123	329	23	..	1,666	1,212	4,062	192	..
" Sind	1,477	2,762	2,729	3,202	719	29,784	54,322	42,470	32,567	17,729
" Madras	13	4	79	2	71	362	42	1,222	60	107
" Burma	1	17
TOTAL	1,560	2,379	2,147	2,337	723	31,806	57,593	62,770	82,125	18,258

* Shown as a Foreign Country from 1922-1924.

GENERAL EXPORTS

(838)

INDIAN MERCHANDISE

No. 14—continued

ARTICLES, AND COUNTRIES OF FINAL DESTINATION; ALSO SHARE OF EACH PROVINCE	QUANTITY					VALUE				
	1922-23	1923-24	1924-25	1925-26	1926-27	1922-23	1923-24	1924-25	1925-26	1926-27
Wood and Timber—continued						R	R	R	R	R
Wood—continued										
Ornamental wood—										
Ebony (a) (II. B)—										
United Kingdom	—	—	—	—	—	2,166	900	—	—	—
Mesopotamia	—	—	—	—	—	4,582	5,160	—	—	—
TOTAL BRITISH EMPIRE	—	—	—	—	—	6,748	6,050	—	—	—
Egypt*	—	—	—	—	—	—	5,862	—	—	—
Share of Madras	—	—	—	—	—	6,748	11,412	—	—	—
Sandal wood (II. B)—	Tons	Tons	Tons	Tons	Tons					
United Kingdom	30	76	84	48	26	54,651	1,10,711	1,27,468	64,072	33,331
Aden and Dependencies	4	3	1	3	3	4,760	4,585	2,381	4,705	5,440
Bahrain Islands	1	5,986	3,230	3,450
Ceylon	2	3	4	1	1,001	1,457	5,791	1,235	2,332
Straits Settlements (including Labuan)	1,160	710	..	494
Hongkong	30	9	6	5	23	43,720	15,475	10,290	9,578	10,146
Egypt*	3	—	—	—	—	11,455	—	—	—	—
Natal	1,440	275	510	630	..
Zanzibar and Pemba	2	2	..	2,002	1,630	665	1,663	336
Anglo-Egyptian Sudan	1	54	40	50	37	69,075	76,450	55,915	72,388	53,230
Other British Possessions	1	1,330	993	700	1,140	1,364
TOTAL BRITISH EMPIRE	115	144	135	109	91	1,95,370	2,15,971	2,08,375	1,56,004	1,34,312
Germany	118	149	145	72	32	1,94,274	2,09,265	2,54,361	1,29,238	54,212
Netherlands	79	87	49	71	12	1,32,417	1,40,535	87,016	1,24,290	17,347
Belgium	4	7,500
France	5	37	6	9	12	11,780	61,542	10,746	16,023	21,237
Italy	3	3,000
Syria	2	1	1	1	650	2,650	1,000	900	1,000
Maskat Territory and Trucial Oman	3	3	3	1	..	10,427	11,365	5,230	3,300	2,905
Other Native States in Arabia	1	2,010	860	685	350	350
Perak	1	1,075	1,255	2,444	310	754
China (exclusive of Hongkong and Macao)	32	75	56	77	62	61,920	1,20,438	99,245	1,44,662	1,11,360
Japan	41	18	18	35	19	77,281	26,540	34,040	61,340	29,740
Egypt*	—	4	11	4	6	—	9,100	13,905	7,400	10,150
Tunis	1	1,500	2,000	2,000
United States of America—										
Via Atlantic Coast	103	220	395	600	630	1,46,032	3,19,137	3,69,644	10,90,646	11,01,253
Other Foreign Countries	1	470	945	1,178	134	..
TOTAL FOREIGN COUNTRIES	336	595	639	370	775	6,47,536	9,06,177	13,89,934	15,79,598	13,50,312
Share of Bengal	1	2	2	..	2	23,993	16,778	15,225	130	2,013
Bombay	335	266	491	639	611	2,75,284	4,03,453	10,03,300	12,53,313	19,37,900
Madras	261	463	331	230	253	4,43,529	6,97,436	5,73,306	4,31,301	4,37,317
Burma	4	3	1,300	4,423	733	..	494
TOTAL	501	739	824	979	866	8,43,406	11,22,143	15,98,369	17,35,602	14,37,624

* Shown as a Foreign Country from 1923-24.
(a) Included in other kinds of wood from 1924-25.

No. 14—continued

ARTICLES, AND COUNTRIES OF FINAL DESTINATION; ALSO SHARE OF EACH PROVINCE	QUANTITY					VALUE				
	1922-23	1923-24	1924-25	1925-26	1926-27	1922-23	1923-24	1924-25	1925-26	1926
						R	R	R	R	R
Wood and Timber—continued										
Wood—continued										
<i>Ornamental wood—continued</i>										
Other kinds (a) (II. B)—										
United Kingdom						81,184	40,416	64,636	—	—
Mesopotamia						978	..	1,000	—	—
Ceylon						1,025	2,181	170	—	—
Hongkong	2,200	..	—	—
South Australia (including Northern Territory)						522	—	—
New South Wales						5,200	4,800	..	—	—
Australian Commonwealth (Total)						6,200	4,800	522	—	—
New Zealand (including Niue and British Samoa)						1,080	—	—
Other British Possessions						1,526	225	1,350	—	—
TOTAL BRITISH EMPIRE						89,720	51,922	69,597	—	—
Germany						56,794	68,202	25,714	—	—
Netherlands						2,977	4,242	5,104	—	—
Belgium	2,400	..	—	—
France						5,000	18,965	72,220	—	—
Italy	4,287	—	—
Maskat Territory and Trucial Oman						2,200	272	..	—	—
Japan						1,872	—	—
Egypt	2,448	..	—	—
United States of America— Via Atlantic Coast	27,262	25,574	—	—
Other Foreign Countries						560	600	..	—	—
TOTAL FOREIGN COUNTRIES						69,408	1,26,481	1,22,949	—	—
Share of Bengal						644	2,200	1,227	—	—
" Bombay						2,202	1,125	468	—	—
" Sind						1,000	2,272	4,560	—	—
" Madras						1,23,911	1,22,208	1,20,804	—	—
TOTAL						1,59,128	1,76,403	1,92,546	—	—
OTHER KINDS OF WOOD AND TIMBER (b) (II. B)—										
United Kingdom						—	—	—	1,54,587	81,714
Aden and Dependencies						—	—	—	9,444	11,917
Mesopotamia						—	—	—	46,510	92,884
Bahrain Islands						—	—	—	2,050	2,464
Maldives						—	—	—	9,801	2,064
Ceylon						—	—	—	24,447	57,952
Hongkong						—	—	—	65	14,542
Kenya Colony						—	—	—	9,275	5,558
South Australia (including Northern Territory)						—	—	—	1,904	..
Australian Commonwealth (Total)						—	—	—	1,174	2,040
Other British possessions						—	—	—	—	..
TOTAL BRITISH EMPIRE						—	—	—	2,80,057	2,72,123

* Shown as a Foreign Country from 1922-24.
(a) Included in "Other kinds of Wood and Timber" from 1925-26.
(b) Separately recorded from 1925-26.

GENERAL EXPORTS:

(840)

INDIAN MERCHANDISE

No. 14—continued

ARTICLES, AND COUNTRIES OF FINAL DESTINATION; ALSO SHARE OF EACH PROVINCE	QUANTITY					VALUE				
	1922-23	1923-24	1924-25	1925-26	1926-27	1922-23	1923-24	1924-25	1925-26	1926-27
Wood and Timber—continued						R	R	R	R	R
OTHER KINDS OF WOOD AND TIMBER (c) (L. R.)—contd.										
Germany	—	—	—	—	—	—	—	—	66,818	32,337
Netherlands	—	—	—	—	—	—	—	—	5,209	4,680
France	—	—	—	—	—	—	—	—	94,368	59,859
Italy	—	—	—	—	—	—	—	—	10,275	2,830
Mascat Territory and Trucial Oman	—	—	—	—	—	—	—	—	33,458	14,076
Other Native States in Arabia Pemia	—	—	—	—	—	—	—	—	14,421	10,020
Egypt*	—	—	—	—	—	—	—	—	39,313	16,429
Italian East Africa	—	—	—	—	—	—	—	—	1,385	1,588
United States of America— Via Atlantic Coast	—	—	—	—	—	—	—	—	10	30,185
Other Foreign Countries	—	—	—	—	—	—	—	—	32,216	16,916
									1,176	955
TOTAL FOREIGN COUNTRIES									2,98,640	1,89,875
Share of Bengal									63,372	49,785
" Bombay									73,062	56,532
" Sind									32,308	15,255
" Madras									3,79,512	3,05,371
" Burma									34,452	35,004
TOTAL									5,67,706	4,61,998
MANUFACTURES OF WOOD, other than FURNITURE AND CABINETWARE (ILL. G)—										
United Kingdom	—	—	—	—	—	23,184	20,980	72,548	39,765	37,033
Gibraltar	—	—	—	—	—	1,440	2,450	225	450	1,350
Malta and Gozo	—	—	—	—	—	—	—	250	100	1,224
Aden and Dependencies	—	—	—	—	—	6,871	11,952	3,499	14,289	5,609
Mesopotamia	—	—	—	—	—	40,390	24,723	17,851	14,216	19,707
Bahrain Islands	—	—	—	—	—	4,289	3,477	4,303	5,040	1,532
Maldives	—	—	—	—	—	—	—	610	377	1,770
Ceylon	—	—	—	—	—	79,490	84,686	17,352	19,368	13,232
Straits Settlements (including Labuan)	—	—	—	—	—	18,001	2,897	3,774	4,797	7,027
Hongkong	—	—	—	—	—	953	420	2,100	1,035	100
Natal	—	—	—	—	—	565	1,175	2,314	1,020	1,749
Zanzibar and Pemba	—	—	—	—	—	3,165	4,109	3,397	5,770	4,832
Kenya Colony	—	—	—	—	—	1,689	3,625	3,990	7,798	3,331
Tanganyika Territory	—	—	—	—	—	1,230	1,768	3,185	4,135	5,200
Mauritius and Dependencies	—	—	—	—	—	1,918	60	300	450	700
Canada—										
Via Atlantic Coast	—	—	—	—	—	—	1,517	—	—	1,726
" Pacific "	—	—	—	—	—	500	—	—	1,065	1,365
Western Australia	—	—	—	—	—	—	—	—	25	—
South Australia (including Northern Territory)	—	—	—	—	—	—	—	—	100	—
New South Wales	—	—	—	—	—	—	—	—	2,798	117
Australian Commonwealth (Total)	—	—	—	—	—	—	—	—	2,993	177
Other British Possessions	—	—	—	—	—	3,185	1,361	1,255	1,767	1,262
TOTAL BRITISH EMPIRE						1,92,320	1,20,150	1,42,653	1,74,356	1,13,926
France	—	—	—	—	—	200	—	700	35	205
Italy	—	—	—	—	—	—	—	40	400	1,637

(c) Separately recorded from 1925-26.
*Shown as a Foreign Country from 1923-24.

No. 14—continued

ARTICLES, AND COUNTRIES OF FINAL DESTINATION; ALSO SHARE OF EACH PROVINCE.	QUANTITY					VALUE				
	1921-22	1922-23	1923-24	1924-25	1925-26	1923-23	1923-24	1924-25	1924-26	1925-27
						₹	₹	₹	₹	₹
Wood and Timber—continued										
MANUFACTURES OF WOOD, other than FURNITURE AND CABINET WARE (III. G)—continued										
Maskat Territory and Trucial Oman						11,464	16,661	11,153	10,075	9,673
Other Native States in Arabia						18,936	10,630	7,854	3,210	2,335
Persia						22,724	64,555	55,083	2,630	2,320
Java						1,100	100	160	800	2,665
Siam						677	1,430	3,343	2,955	3,916
China (exclusive of Hongkong and Macao)						1,745	1,040	2,932
Japan						500	1,570
Egypt*						120	1,660
Portuguese East Africa						765	1,440	1,030	2,300	2,398
Italian East Africa (Somaliland and Eritree)						1,350	1,864	700	245	610
United States of America—										
<i>Via Atlantic Coast</i>						88	2,295	4,615	6,401	18,213
<i>" Pacific "</i>						2,419	7,743	11,304
Other Foreign Countries						641	1,845	1,337	721	2,100
TOTAL FOREIGN COUNTRIES						50,600	1,22,160	89,849	37,635	72,083
<i>Share of Bengal</i>						59,668	18,285	59,761	31,379	40,550
<i>" Bombay</i>						1,31,234	1,07,458	1,46,324	1,18,546	1,09,370
<i>" Sind</i>						3,674	6,899	9,330	7,274	7,183
<i>" Madras</i>						59,812	46,106	19,065	31,119	21,391
<i>" Burma</i>						5,353	4,954	10,973	22,223	12,406
TOTAL						2,52,010	2,42,310	2,32,502	2,12,041	1,91,009
Total value of Wood and Timber—										
United Kingdom						45,37,956	70,36,320	71,23,350	99,01,352	85,49,537
Gibraltar						1,440	2,450	225	575	1,350
Malta and Gozo						250	100	1,234
Aden and Dependencies						21,356	34,124	22,622	36,251	34,901
Mesopotamia						1,06,094	81,179	79,445	1,23,526	2,54,695
Bahrain Islands						67,015	57,020	43,920	27,310	15,165
Maldives						1,327	4,954	7,460	12,263	11,736
Ceylon						4,99,954	6,60,617	8,87,651	9,81,876	9,04,465
Straits Settlements (including Labuan)						42,178	20,507	43,513	21,455	36,621
Federated Malay States						200	20	2,533	2,753	20,203
Hongkong						53,673	19,756	19,063	10,747	62,747
Egypt*						52,030
Cape of Good Hope						4,66,611	7,81,640	8,33,046	14,49,624	8,75,871
Natal						2,84,024	2,35,459	3,54,513	7,65,570	2,49,217
Zanzibar and Pemba						87,480	85,072	1,15,712	2,24,993	42,123
Kenya Colony						44,324	8,395	43,369	1,10,942	2,50,364
Tanganyika Territory						1,230	1,763	6,712	12,435	7,367
Anglo-Egyptian Sudan						69,870	76,450	55,915	72,948	53,259
Mauritius and Dependencies						1,40,367	2,05,364	2,70,993	1,66,742	95,169
Canada—										
<i>Via Atlantic Coast</i>						500	1,517	..	1,065	1,350
<i>" Pacific "</i>						120	..	1,365
Western Australia						66,526	..
South Australia (including Northern Territory)						623	3,504	..
Victoria						3,811	13,762	37,201	37,324	..
New South Wales						1,5,520	22,070	4,213	68,854	1,29,339
Queensland						3,799	1,823	..
Australian Commonwealth (Total)						3,331	25,832	37,545	1,78,049	1,29,339
New Zealand (including Niue and Br. Samoa)						2,631	2,561	4,934	22,740	2,353
Other British Possessions						1,623	747	854	500	336
TOTAL BRITISH EMPIRE						65,74,119	94,49,229	1,00,26,769	1,41,17,402	1,16,48,533

* Shown as a Foreign Country from 1923-24.

GENERAL EXPORTS

(842)

INDIAN MERCHANDISE

No. 14—continued

ARTICLES, AND COUNTRIES OF FINAL DESTINATION; ALSO SHARE OF EACH PROVINCE	QUANTITY					VALUE				
	1922-23	1923-24	1924-25	1925-26	1926-27	1922-23	1923-24	1924-25	1925-26	1926-27
Wood and Timber—concluded						R	R	R	R	R
<i>Total value of Wood and Timber—continued</i>								165	19,500	11,025
Sweden	—	—	—	—	—	3,150	5,250
Denmark	—	—	—	—	—	11,787	19,839	..	7,47,582	6,95,552
Germany	—	—	—	—	—	9,99,485	5,11,519	6,64,765	12,52,597	9,58,195
Netherlands	—	—	—	—	—	4,15,821	4,07,580	5,29,134	84,959	..
Belgium	—	—	—	—	—	71,766	82,607	1,49,405	1,10,481	81,301
France	—	—	—	—	—	18,191	80,307	1,43,784	43,608	54,732
Italy	—	—	—	—	—	48,202	42,187	1,00,527	4,225	..
Greece	—	—	—	—	—	7,555	2,220	24,934
Turkey, Asiatic	—	—	—	—	—	5,550	..	7,221	900	1,125
Syria	—	—	—	—	—	650	2,710	1,000
Maskat Territory and Trucial Oman	—	—	—	—	—	60,869	67,853	61,694	61,817	32,344
Other Native States in Arabia	—	—	—	—	—	87,367	68,062	1,06,898	63,355	29,681
Persia	—	—	—	—	—	1,57,123	2,74,740	2,80,018	1,31,122	1,07,804
Henjam Islands	—	—	—	—	—	175	3,481	..	100	565
Java	—	—	—	—	—	1,100	100	140	816	2,695
Siam	—	—	—	—	—	677	1,630	5,145	3,275	7,556
Philippine Islands and Guam	—	—	—	—	—	35,325
China (exclusive of Hong-kong and Macao)	—	—	—	—	—	67,476	1,22,673	1,02,781	1,44,662	1,11,410
Japan	—	—	—	—	—	79,318	30,023	37,598	62,540	59,570
Egypt*	—	—	—	—	—	..	2,09,663	1,22,532	2,18,282	88,833
Tunis	—	—	—	—	—	1,500	2,000	7,000	..	300
Portuguese East Africa	—	—	—	—	—	3,10,078	4,80,309	6,36,911	9,88,153	9,00,184
Italian East Africa (Somaliland and Eritrea)	—	—	—	—	—	5,120	2,064	1,685	815	30,795
United States of America— Via Atlantic Coast	—	—	—	—	—	7,38,290	8,39,983	11,03,484	14,73,704	13,01,017
" Pacific "	—	—	—	—	—	2,419	37,537	11,404
Colombia	—	—	—	—	—	1,000	..
Chile (including the Pacific Coast of Patagonia)	—	—	—	—	—	2,586	..	4,367
Other Foreign Countries	—	—	—	—	—	60	730	977	1,265	..
TOTAL FOREIGN COUNTRIES						30,80,605	32,60,093	40,69,924	54,56,618	45,55,434
<i>Share of Bengal</i>						93,279	1,84,190	1,63,893	1,25,779	1,26,911
" Bombay	—	—	—	—	—	6,94,532	7,37,601	14,12,910	15,89,010	14,99,294
" Sind	—	—	—	—	—	51,688	84,235	76,925	1,23,294	53,160
" Madras	—	—	—	—	—	3,59,137	11,79,495	11,02,283	9,35,800	7,83,666
" Burma	—	—	—	—	—	79,56,088	1,04,73,811	1,13,41,682	1,68,00,162	1,37,49,936
TOTAL						96,54,724	1,27,09,332	1,40,96,693	1,95,74,015	1,62,03,967
Postal Articles (V)—										
United Kingdom	—	—	—	—	—	86,54,133	77,02,976	69,52,746	65,96,634	61,29,430
Gibraltar	—	—	—	—	—	60,351	15,487	10,108	10,091	8,071
Mesopotamia	—	—	—	—	—	60,569	3,91,688	7,62,436	13,84,318	8,56,620
Bahrein Islands	—	—	—	—	—	37,888	83,754	1,49,176	1,18,374	1,23,871
Ceylon	—	—	—	—	—	36,52,134	42,78,130	49,64,458	46,21,751	39,60,521
Straits Settlements (including Labuan)	—	—	—	—	—	25,64,379	26,81,474	13,34,391	41,72,219	38,02,291
Federated Malay States	—	—	—	—	—	3,59,311	4,77,660	4,52,991	4,68,976	8,40,260
British Borneo	—	—	—	—	—	2,415	10,349	4,882	3,179	4,551
Hongkong	—	—	—	—	—	13,50,196	17,08,574	16,91,014	17,59,246	23,78,891
Egypt*	—	—	—	—	—	2,57,202
Natal	—	—	—	—	—	1,13,749	1,59,705	1,37,337	1,31,340	1,49,366
Transvaal	—	—	—	—	—	45,891	47,815	49,840	54,623	57,021
Zanzibar and Pemba	—	—	—	—	—	3,43,262	4,56,349	5,98,878	5,38,798	4,94,081
Kenya Colony	—	—	—	—	—	5,34,572	5,78,439	7,09,580	7,01,693	5,42,401
Tanganyika Territory	—	—	—	—	—	56,336	84,943	95,720	95,870	1,01,401
Uganda Protectorate	—	—	—	—	—	1,14,661
Nyasaland Protectorate	—	—	—	—	—	752	1,702
Somaland Protectorate	—	—	—	—	—	10,279	18,769	25,315	25,459	1,22,491
Mauritius and Dependencies	—	—	—	—	—	1,75,361	1,26,329	1,01,326	1,25,946	74,141
Seychelles	—	—	—	—	—	4,423	2,755	2,916	2,813	3,521
Western Australia	—	—	—	—	—	13,621	20,842	22,352	21,991	23,041

* Shown as a Foreign Country from 1923-24.

No. 14—continued

ARTICLES, AND COUNTRIES OF FINAL DESTINATION; ALSO SHARE OF EACH PROVINCE	QUANTITY					VALUE				
	1922-23	1923-24	1924-25	1925-26	1926-27	1922-23	1923-24	1924-25	1925-26	1926-27
Postal Articles (V)—continued						₹	₹	₹	₹	₹
South Australia (including Northern Territory)										
Victoria						25,605	30,978	18,206	24,874	23,618
Tasmania						84,542	1,35,800	85,451	78,792	84,135
New South Wales						2,041
Queensland						1,34,874	1,42,433	1,51,424	1,22,032	95,928
Australian Commonwealth (Total)						22,336	18,166	25,516	14,197	17,408
New Zealand (including Niara and Br. Samoa)						2,29,222	2,62,279	2,96,848	2,62,236	2,66,169
Fiji Islands						1,21,180	1,87,120	1,29,706	99,622	93,342
						19,242	2,220	20,189	28,463	24,110
TOTAL BRITISH EMPIRE						1,87,14,553	1,93,25,636	1,89,92,952	2,11,99,686	2,01,54,757
France										
Mascat Territory and Trucial Oman						20,22,609	20,70,167	26,29,965	26,48,911	25,04,012
Other Native States in Arabia						47,471	64,395	81,933	72,576	69,625
Persia						1,100	6,278	1,077	758	4,840
Henjam Islands						4,23,465	6,66,408	7,02,954	7,15,556	8,35,143
Sumatra						2,220	7,527	2,042	1,602	1,931
Java						963	1,31,752	1,06,577	1,44,881	2,05,863
Borneo (Dutch)						42,959	85,079	12,599	85,277	17,442
Siam						17,12,231	7,49,384	21,04,141	4,61,912	2,99,292
Indo-China (including Cochin-China, Cambodia, Annam, Tonkin and French leased territories in China)						2,02,292	2,20,264	2,06,987	2,12,780	1,99,869
China (exclusive of Hong-kong and Macao)						26,257	30,814	25,678	1,59,737	65,997
Japan						2,79,684	21,720
Egypt*						96,172	54,399	45,822	20,858	69,561
Portuguese East Africa						..	2,26,710	2,94,249	2,92,092	2,02,942
French Somaliland						24,663	22,331	45,125	45,097	1,66,469
United States of America—Via Atlantic Coast						21,830	29,529	20,782	22,104	45,545
Haiti and St. Domingo						23,242	16,219	20,424	17,992	17,168
Other Foreign Countries						..	548	2,481	2,258	7,427
						16	6	1	208	..
TOTAL FOREIGN COUNTRIES						50,52,482	52,50,010	74,17,729	59,12,482	48,11,997
Share of Bengal						61,22,247	49,86,592	68,21,427	61,42,343	47,29,242
" Bombay						99,92,974	1,14,22,449	1,20,87,198	1,22,27,781	1,06,67,221
" Sind						3,22,661	4,12,519	5,14,549	4,22,926	5,06,711
" Madras						61,92,947	67,22,999	79,10,209	79,79,463	72,91,010
" Burma						10,14,066	11,22,177	10,17,222	11,72,810	11,50,210
TOTAL						2,27,67,035	2,46,75,846	2,64,10,691	2,71,12,168	2,49,66,754
All other articles of merchandise—UNMANUFACTURED (II. B)—United Kingdom						11,27,721	8,48,268	12,24,547	7,61,846	6,22,057
Aden and Dependencies						22,085	26,206	22,619	69,549	45,512
Mesopotamia						29,152	97,160	60,744	18,946	19,717
Bahrain Islands						525	6,242	2,962	2,079	2,160
Ceylon						67,079	71,515	77,442	42,401	56,848
Straits Settlements (including Labuan)						29,645	11,499	6,594	20,450	15,427
Federated Malay States						1,723	1,769	1,590	7,260	4,275
Hongkong						42,029	21,227	47,712	2,726	24,690
Egypt*						1,19,621
Natal						623	805	1,024	740	692
Zanzibar and Pemba						995	1,425	1,029	1,544	1,225
Kenya Colony						1,146	1,212	2,214	1,620	1,490
Tanganyika Territory						1,025	742	620	740	1,115
Western Australia						20	..	300	100	..
South Australia (including Northern Territory)						200	..
Victoria						..	256	1,110
New South Wales						410	14,559	2,727	790	250
Queensland						605

* Shows as a Foreign Country from 1923-24.

GENERAL EXPORTS

INDIAN MERCHANDISE

(844)

No. 14—continued

ARTICLES, AND COUNTRIES OF FINAL DESTINATION; ALSO SHARE OF EACH PROVINCE	QUANTITY					VALUE				
	1922-23	1923-24	1924-25	1925-26	1926-27	1922-23	1923-24	1924-25	1925-26	1926-27
All other articles of merchandise—continued						R	R	R	R	R
UNMANUFACTURED (II. B)—continued										
Australian Commonwealth (Total)	—	—	—	—	—	440	14,916	5,752	1,090	21
Other British Possessions	—	—	—	—	—	896	320	1,132	636	31
TOTAL BRITISH EMPIRE						15,06,861	11,74,108	16,88,218	9,32,306	7,82,19
Norway	—	—	—	—	—	4,295	3,690	..
Denmark	—	—	—	—	—	2,655	1,200	3 1,95
Germany	—	—	—	—	—	4,41,723	3,28,901	5,47,493	7,49,430	6,07,92
Netherlands	—	—	—	—	—	..	1,030	15,590	25,551	77,11
Belgium	—	—	—	—	—	69,578	69,116	63,118	59,259	34,04
France	—	—	—	—	—	2,98,389	3,63,460	5,36,866	7,75,852	6,29,35
Spain	—	—	—	—	—	2,77,638	1,37,690	2,36,718	86,273	2,55,61
Portugal	—	—	—	—	—	4,54
Switzerland	—	—	—	—	—	25	2,773	16,50
Italy	—	—	—	—	—	20,850	1,06,525	2,54,845	1,28,424	1,08,40
Turkey, European	—	—	—	—	—	16,200
Syria	—	—	—	—	—
Mesopotamia Territory and Trucial Oman	—	—	—	—	—	5,328	18,044	91,492	9,000	19,51
Other Native States in Arabia	—	—	—	—	—	4,662	749	3,624	1,955	871
Persia	—	—	—	—	—	1,747	3,975	1,353	5,398	1,54
Java	—	—	—	—	—	1,292	2,650	1,335	1,084	1,471
China (exclusive of Hongkong and Macao)	—	—	—	—	—	1,340	2,025	..	150	11
Japan	—	—	—	—	—	26,590	30,379	13,403	34,535	34,137
Egypt*	—	—	—	—	—	8,410	1,61,680	2,01,286	2,15,161	2,57,122
Portuguese East Africa	—	—	—	—	—	..	1,83,525	55,885	..	1,10
Italian East Africa (Somaliland and Eritrea)	—	—	—	—	—	240	240	10,105	242	1,37
United States of America— Via Atlantic Coast	—	—	—	—	—	1,255	570	635	28,240	71
" Pacific "	—	—	—	—	—	4,05,814	6,43,245	11,56,523	22,64,377	5,88,321
Other Foreign Countries	—	—	—	—	—	1,909	4,500	15,146	8,315	1,305
TOTAL FOREIGN COUNTRIES						200	..	541	227	562
TOTAL						15,66,998	19,63,704	32,28,543	44,01,831	25,42,809
Shares of Bengal						4,93,419	5,22,970	6,84,213	4,34,371	3,68,895
" Bombay	—	—	—	—	—	9,56,211	10,78,630	17,90,727	23,76,657	12,91,03
" Sind	—	—	—	—	—	15,93,493	13,36,323	21,30,351	14,83,065	15,50,13
" Madras	—	—	—	—	—	1,98,867	1,42,029	3,56,151	5,13,153	1,43,23
" Burma	—	—	—	—	—	72,955	57,335	44,513	26,391	56,75
MANUFACTURED (III. V)—						31,33,844	31,37,812	49,11,760	53,34,137	33,25,08
United Kingdom	—	—	—	—	—	55,055	7,55,741	2,99,030	1,01,544	92,891
Palestine	—	—	—	—	—	2,350	200	50,95
Aden and Dependencies	—	—	—	—	—	24,856	15,166	56,686	23,792	63,44
Mesopotamia	—	—	—	—	—	3,34,873	5,54,027	7,96,707	6,87,218	4,37,26
Bahrain Islands	—	—	—	—	—	91,303	92,027	1,29,180	84,684	45,81
Maldives	—	—	—	—	—	1,229	1,134	3,122	689	34
Ceylon	—	—	—	—	—	72,396	1,40,579	1,96,851	1,12,030	2,44,67
Straits Settlements (including Labuan)	—	—	—	—	—	14,060	36,105	29,523	29,783	27,67
Federated Malay States	—	—	—	—	—	3,133	6,337	6,904	3,856	13,67
Hongkong	—	—	—	—	—	9,217	9,300	110	..	46
Egypt*	—	—	—	—	—	1,12,012
Cape of Good Hope	—	—	—	—	—	1,060	311	619	530	1,00
Natal	—	—	—	—	—	36,594	13,262	11,308	9,563	6,23
Zanzibar and Pemba	—	—	—	—	—	1,630	4,036	4,840	6,696	4,36
Kenya Colony	—	—	—	—	—	10,093	8,591	15,617	15,731	20,06
Tanzania Territory	—	—	—	—	—	2,333	2,702	3,349	22,626	13,43
Anglo-Egyptian Sudan	—	—	—	—	—	3,010	2,069	22,371	39,310	16,29
Mauritius and Dependencies	—	—	—	—	—	1,135	..	685	720	74
Seychelles	—	—	—	—	—	150	20	1,31
British Guiana	—	—	—	—	—	..	14	330	1,580	..
Western Australia	—	—	—	—	—	350	..	140	..	3,32
South Australia (including Northern Territory)	—	—	—	—	—	250	130	212	562	34
Victoria	—	—	—	—	—	403	1,000	145	..	14
New South Wales	—	—	—	—	—	1,000	7,222	122	252	1,14
Australian Commonwealth (Total)	—	—	—	—	—	2,593	3,252	519	374	5,41

* Shown as a Foreign Country from 1923-24.

No. 14—concluded

ARTICLES, AND COUNTRIES OF FINAL DESTINATION; ALSO SHARE OF EACH PROVINCE	QUANTITY					VALUE				
	1922-23	1923-24	1924-25	1925-26	1926-27	1922-23	1923-24	1924-25	1925-26	1926-27
All other articles of merchandise—concluded										
MANUFACTURED (III. V)— —continued										
New Zealand (including Nauru and Br. Samoa)	—	—	—	—	—	207	2,474	124	2,000	1,900
Fiji Islands	—	—	—	—	—	2,105	235	236	344	5,808
Other British Possessions	—	—	—	—	—	20	150	342	50	144
TOTAL BRITISH EMPIRE	—	—	—	—	—	7,79,444	16,57,212	16,67,558	11,49,735	10,67,775
Germany	—	—	—	—	—	16	5	2,521	2,552	3,375
Netherlands	—	—	—	—	—	3,000	5,227	681	1,130	555
Belgium	—	—	—	—	—	..	250	1,650	325	2,35,332
France	—	—	—	—	—	5,722	221	10,956	3,029	715
Switzerland	—	—	—	—	—	1,210	1,300
Italy	—	—	—	—	—	23,762	1,106	180
Bulgaria	—	—	—	—	—	22,979
Turkey, European	—	—	—	—	—	7,450	..
Syria	—	—	—	—	—	10,590	6,010	5,075	5,850	20,232
Muscat Territory and Trucial Oman	—	—	—	—	—	15,686	22,325	24,767	17,019	16,065
Other Native States in Arabia	—	—	—	—	—	24,517	28,557	29,090	24,727	20,244
Persia	—	—	—	—	—	1,41,372	2,06,812	1,00,095	2,05,628	2,15,258
Sumatra	—	—	—	—	—	15	725	2,597	..	50
Java	—	—	—	—	—	21,448	22,754	21,296	24,149	21,850
Siam	—	—	—	—	—	6,410	2,525	2,475	1,679	2,122
China (exclusive of Hong-kong and Macao)	—	—	—	—	—	236	2,692	6,016	2,000	165
Japan	—	—	—	—	—	6,064	332	99	125	1,030
Egypt*	—	—	—	—	—	..	62,132	29,296	22,709	1,44,027
Portuguese East Africa	—	—	—	—	—	4,862	4,966	16,595	12,749	12,032
Italian East Africa (Somaliland and Kistrea)	—	—	—	—	—	2,000	2,220	100
French Somaliland	—	—	—	—	—	244	4,472	..	2,300	..
United States of America— Atlantic Coast	—	—	—	—	—	24,934	25,104	20,457	29,616	66,155
" Pacific "	—	—	—	—	—	1,412	50	1,919	540	2,312
Other Foreign Countries	—	—	—	—	—	56	447	539	1,253	1,000
TOTAL FOREIGN COUNTRIES	—	—	—	—	—	2,77,184	4,00,096	4,26,866	5,16,675	9,10,766
Share of Bengal	—	—	—	—	—	31,110	3,56,031	1,31,212	66,925	4,26,609
" Bombay	—	—	—	—	—	2,24,260	7,22,522	2,96,171	6,60,212	7,16,534
" Sind	—	—	—	—	—	6,22,125	2,22,700	7,29,274	7,91,122	5,26,724
" Madras	—	—	—	—	—	1,05,844	1,09,801	1,71,424	1,22,220	1,21,514
" Burma	—	—	—	—	—	2,267	16,110	6,222	2,712	7,267
TOTAL	—	—	—	—	—	10,66,622	20,57,508	20,15,739	16,68,410	19,78,541
GRAND TOTAL VALUE OF INDIAN MERCHANDISE EXPORTED (exclusive of Government Stores)	—	—	—	—	—	2,99,16,19,322	3,48,23,61,245	3,24,66,52,086	2,74,24,21,200	3,01,43,58,284
Share of Bengal	—	—	—	—	—	1,17,97,98,227	1,30,22,24,098	1,20,42,71,525	1,63,77,27,296	1,24,97,99,375
" Bihar and Orissa	—	—	—	—	—	2,22,420	4,24,141	22,244	..	69,759
" Bombay	—	—	—	—	—	91,22,44,272	1,06,00,72,410	92,60,87,472	94,73,20,222	66,21,51,530
" Sind	—	—	—	—	—	22,12,22,222	27,24,72,222	22,27,22,211	22,22,27,219	24,72,22,222
" Madras	—	—	—	—	—	22,12,22,222	22,22,22,222	22,22,22,222	22,22,22,222	22,22,22,222
" Burma	—	—	—	—	—	22,22,22,222	22,22,22,222	22,22,22,222	22,22,22,222	22,22,22,222
Free of Duty	—	—	—	—	—	2,12,24,22,222	2,12,00,54,150	2,22,40,22,204	2,02,76,54,215	1,52,05,22,420
Subject to Duty	—	—	—	—	—	85,21,71,084	1,25,74,07,095	1,52,26,30,882	1,71,47,66,985	1,49,37,72,845
TOTAL	—	—	—	—	—	2,99,16,19,322	3,48,23,61,245	3,24,66,52,086	2,74,24,21,200	3,01,43,58,284

* Shown as a Foreign Country from 1923-24.

No. 15

GENERAL EXPORTS OF FOREIGN MERCHANDISE IN EACH OFFICIAL YEAR FROM 1922-23 TO 1926-27.

The summary classes and their subdivisions are shown in brackets against articles—For summaries see pages 15 to 20.

ARTICLES, AND COUNTRIES OF FINAL DESTINATION; ALSO SHARE OF EACH PROVINCE	QUANTITY					VALUE				
	1922-23	1923-24	1924-25	1925-26	1926-27	1922-23	1923-24	1924-25	1925-26	1926-27
Animals, living—										
Horses (IV.A)—	No.	No.	No.	No.	No.	R	R	R	R	R
United Kingdom	48	19	98	35	29	3,24,875	96,000	4,64,000	2,23,690	1,33,90
Mesopotamia	2	..	2	4	5	1,600	..	5,500	11,500	5,000
Ceylon	18	34	23	61	50	27,300	1,41,600	1,55,600	1,67,025	1,23,500
Straits Settlements (including Labuan)	9	3	..	18,000	7,500
Federated Malay States	2	10,000
Kenya Colony	1	1	6	1	1	950	2,000	20,000	3,000	1,000
Anglo-Egyptian Sudan	1	1,200
Mauritius and dependencies	2	11,250
Seychelles	2	1,800
TOTAL BRITISH EMPIRE	72	65	131	101	93	3,67,725	2,67,600	6,56,350	4,05,215	2,70,900
France	1	..	5	1	3	5,000	..	24,000	5,000	40,000
Maskat Territory and Trucial Oman	1	..	2	1	..	600	..	1,000	400
Siam	3	3,000
Indo-China (including Cochin China, Cambodia, Annam, Tonkin and French leased territories in China)	1	2,000
Japan	1	1,800
Egypt*	2	..	3	7	..	10,000	..	9,000	17,000
Other Foreign Countries	1	..	1	1	..	650	..	500	800
Total Foreign Countries	1	5	6	7	15	5,000	13,250	25,800	15,500	60,700
Share of Bengal	6	10	9	9	11	97,000	9,650	21,450	24,690	27,400
" Bombay	68	62	126	79	98	2,65,125	2,38,200	6,54,300	3,52,525	3,02,500
" Madras	1	..	1	3	2	600	..	800	1,500	700
" Madras	3	2	17	33,000	5,900	42,000	..
TOTAL	73	70	137	108	108	3,62,725	2,80,850	6,82,150	4,20,715	3,31,600
Other kinds (IV.D)—	No.	No.	No.	No.	No.					
United Kingdom	96	46	22	41	45	13,212	6,025	5,475	6,050	9,340
Natal	2	13	260	1,365
Other British Possessions	4	2	2	4	..	450	85	300	714	..
TOTAL BRITISH EMPIRE	102	61	24	45	45	13,922	7,475	5,775	6,764	9,340
Germany	5	1	3	7,500	600	15,000
France	12	7	7	2	4	1,315	2,650	750	350	600
Indo-China (including Cochin China, Cambodia, Annam, Tonkin and French leased territories in China)	143	33,227
Other Foreign Countries	1	3	1	150	600	250
TOTAL FOREIGN COUNTRIES	18	154	10	2	5	8,965	37,077	15,750	350	850
Share of Bengal	5	1	1	400	600	300
" Bombay	110	213	30	47	36	14,937	43,942	6,425	7,114	5,760
" Madras	1	4	..	13	..	10	15,100	..	4,130
" Burma	5	7,500
TOTAL	120	215	34	47	50	22,837	44,552	21,825	7,114	10,090
Total Animals, Living	193	285	171	155	153	3,85,612	3,25,402	7,03,975	4,27,920	3,41,690

* Shown as a Foreign Country from 1923-24.

ARTICLES, AND COUNTRIES OF FINAL DESTINATION; ALSO SHARE OF EACH PROVINCE	QUANTITY					VALUE				
	1922-23	1923-24	1924-25	1925-26	1926-27	1922-23	1923-24	1924-25	1925-26	1926-27
						R	R	R	R	R
Apparel (including drapery, uniforms, accoutrements, but excluding hosiery and boots and shoes) (III. A)—										
United Kingdom	—	—	—	—	—	5,95,998	6,68,637	5,72,215	4,62,358	5,43,531
Gibraltar	—	—	—	—	—	2,500	4,300	480	140	..
Aden and Dependencies	—	—	—	—	—	24,447	22,071	21,173	25,738	24,500
Mesopotamia	—	—	—	—	—	10,93,841	8,18,522	4,63,046	5,52,509	2,61,256
Bahrain Islands	—	—	—	—	—	2,23,010	2,87,550	1,09,807	1,97,031	2,16,889
Maldives	—	—	—	—	—	—	—	2,200
Ceylon	—	—	—	—	—	47,326	58,220	57,149	48,120	21,035
Straits Settlements (including Labuan)	—	—	—	—	—	18,613	21,003	22,180	25,399	16,793
Federated Malay States	—	—	—	—	—	500	1,466	..	1,740	5,044
Hongkong	—	—	—	—	—	11,556	21,002	22,820	23,705	21,938
Egypt*	—	—	—	—	—	16,580	—	—	—	—
Cape of Good Hope	—	—	—	—	—	19,660	25,145	2,400	2,215	2,950
Natal	—	—	—	—	—	4,28,673	2,65,408	2,08,823	17,426	7,100
Transvaal	—	—	—	—	—	1,100	16,600
Kanibar and Pemba	—	—	—	—	—	3,245	8,000	24,241	7,540	7,410
Kenya Colony	—	—	—	—	—	68,165	57,894	59,880	44,282	26,848
Tanganyika Territory	—	—	—	—	—	6,973	4,100	15,250	12,000	2,005
Anglo-Egyptian Sudan	—	—	—	—	—	80	..	1,667	1,064	390
Mauritius and Dependencies	—	—	—	—	—	10,698	5,080	4,050	2,700	1,220
Western Australia	—	—	—	—	—	1,445	330	2,100
South Australia (including Northern Territory)	—	—	—	—	—	200	2,900	..	200	50
Victoria	—	—	—	—	—	1,220	6,230	750	2,627	..
Tasmania	—	—	—	—	—	2,680	240	900
New South Wales	—	—	—	—	—	6,701	5,357	250	2,100	4,800
Queensland	—	—	—	—	—	..	300
Australian Commonwealth (Total)	—	—	—	—	—	12,246	14,787	1,000	5,637	7,550
New Zealand (including Nauru and Ir. Samoa)	—	—	—	—	—	475	200	700	2,700	105
Fiji Islands	—	—	—	—	—	391	102	450	1,665	4,129
Other British Possessions	—	—	—	—	—	2,127	560	580	1,566	685
TOTAL BRITISH EMPIRE	—	—	—	—	—	20,65,212	24,15,477	18,01,800	14,37,963	18,05,308
Norway	—	—	—	—	—	2,154	150	..
Sweden	—	—	—	—	—	495	1,500	200	300	2,280
Denmark	—	—	—	—	—	1,400	1,500	..	100	..
Germany	—	—	—	—	—	35,320	5,056	14,172	12,500	21,520
Netherlands	—	—	—	—	—	550	1,000	250	2,471	2,628
Belgium	—	—	—	—	—	2,375	60	62,575	2,500	1,200
France	—	—	—	—	—	9,525	4,906	45,486	21,478	20,129
Switzerland	—	—	—	—	—	9,270	1,225	2,000	2,260	470
Italy	—	—	—	—	—	6,400	12,718	15,205	7,462	6,505
Austria	—	—	—	—	—	525	2,415	750	12,580	..
Greece	—	—	—	—	—	3,965	1,700	1,500	260	500
Greece	—	—	—	—	—	1,500	1,025	300	600	..
Turkey, European	—	—	—	—	—	2,000	2,100
Syria	—	—	—	—	—
Nakash Territory and Trucial Oman	—	—	—	—	—	11,033	22,166	22,195	24,212	3,499
Other Native States in Arabia	—	—	—	—	—	1,88,705	1,77,243	64,096	90,508	1,24,949
Persia	—	—	—	—	—	1,04,875	1,51,744	1,15,757	67,712	87,465
Hadjam Island	—	—	—	—	—	..	1,100
Zanz	—	—	—	—	—	12,252	375	6,182	80	1,447
Siam	—	—	—	—	—	5,215	2,628	2,510	1,550	450

GENERAL EXPORTS

(848)

FOREIGN MERCHANDISE

No. 15—continued

ARTICLES, AND COUNTRIES OF FINAL DESTINATION; ALSO SHARE OF EACH PROVINCE	QUANTITY					VALUE				
	1922-23	1923-24	1924-25	1925-26	1926-27	1922-23	1923-24	1924-25	1925-26	1926-27
Apparel (including drapery, uniforms, accoutrements, but excluding hosiery and boots and shoes) (III. A)—continued						R	R	R	R	
Indo-China (including Cochinchina, Cambodia, Annam, Tonkin and French leased territories in China)	—	—	—	—	—	50	2,375	..
Philippine Islands and Guam	—	—	—	—	—	400	..	4,429
China (exclusive of Hongkong and Macao)	—	—	—	—	—	25,010	76,989	23,628	74,161	5
Japan	—	—	—	—	—	11,920	3,325	6,177	8,375	..
Egypt*	—	—	—	—	—	..	17,525	10,157	5,350	11
Portuguese East Africa	—	—	—	—	—	36,968	15,580	10,375	10,450	1
Italian East Africa (Somaliland and Eritrea)	—	—	—	—	—	300	425	..	1,674	..
French Somaliland	—	—	—	—	—	300	8,000	875
United States of America— Via Atlantic Coast	—	—	—	—	—	1,29,667	14,807	16,137	3,77,836	21
.. Pacific ..	—	—	—	—	—	8,560	2,050	2,800	1,500	..
Other Foreign Countries	—	—	—	—	—	150	185	..	612	..
TOTAL FOREIGN COUNTRIES	—	—	—	—	—	6,07,025	5,29,804	4,32,356	7,29,252	3,91
Share of Bengal	—	—	—	—	—	3,56,817	4,76,523	1,91,998	4,39,779	1,41
.. Bombay	—	—	—	—	—	26,81,797	19,14,503	17,69,366	14,46,601	12,91
.. Sind	—	—	—	—	—	4,04,519	4,13,243	2,12,843	1,57,945	1,54
.. Madras	—	—	—	—	—	66,824	77,874	17,513	34,165	31
.. Burma	—	—	—	—	—	62,280	63,138	42,436	38,745	61
TOTAL	—	—	—	—	—	85,72,237	29,45,281	22,34,156	21,67,235	16,91
Arms, ammunition, and military stores—										
Firearms, and parts thereof (III. B)—										
United Kingdom	—	—	—	—	—	60,694	67,896	1,19,817	68,839	80
Aden and Dependencies	—	—	—	—	—	1,044	150	158	27,784	..
Mesopotamia	—	—	—	—	—	1,295	1,128	1,692	..	1
Bahrain Islands	—	—	—	—	—	1
Ceylon	—	—	—	—	—	1,049	2,255	2,545	2,015	1
Straits Settlements (including Labuan)	—	—	—	—	—	480	265	1,330	225	1
Egypt*	—	—	—	—	—	3,220
Kenya Colony	—	—	—	—	—	2,125	795	2,055	880	4
New Zealand (including Niua and Br. Samoa)	—	—	—	—	—	593	..	1
Other British Possessions	—	—	—	—	—	1,980	2,025	1,285	1,320	2
TOTAL BRITISH EMPIRE	—	—	—	—	—	71,837	74,514	1,30,315	1,01,083	95
Sweden	—	—	—	—	—	1
Germany	—	—	—	—	—	90	100	750	2,770	3
Belgium	—	—	—	—	—	447	2,800	..	105	4
France	—	—	—	—	—	515	1,617
Italy	—	—	—	—	—	1,225	4,195	100
Spain	—	—	—	—	—	880	983	1,655	300	..
United States of America— Via Atlantic Coast	—	—	—	—	—	2,825	7,695	1,721	2,982	1
Other Foreign Countries	—	—	—	—	—	1,753	2,085	980	1,725	..
TOTAL FOREIGN COUNTRIES	—	—	—	—	—	7,735	19,475	5,206	7,862	10
Share of Bengal	—	—	—	—	—	15,713	29,672	35,738	31,322	39
.. Bombay	—	—	—	—	—	49,341	48,629	34,305	58,836	40
.. Sind	—	—	—	—	—	5,289	4,500	3,165	7,373	17
.. Madras	—	—	—	—	—	5,414	7,073	5,525	4,487	4
.. Burma	—	—	—	—	—	3,315	4,115	2,741	6,867	5
TOTAL	—	—	—	—	—	79,572	93,989	1,35,521	1,08,945	1,06

* Shown as a Foreign Country from 1923-24.

No. 15—continued

ARTICLES, AND COUNTRIES OF FINAL DESTINATION; ALSO SHARE OF EACH PROVINCE	QUANTITY					VALUE				
	1922-23	1923-24	1924-25	1925-26	1926-27	1922-23	1923-24	1924-25	1925-26	1926-27
Arms, ammunition, and military stores—continued										
Gunpowder (III. B)—(a)	Lbs.	Lbs.								
Persia	300	..	—	—	—	600	..	—	—	—
Share of Sind	300	..	—	—	—	600	..	—	—	—
Dynamite, and all other explosives (III. B)—	Cwts.	Cwts.	Cwts.	Cwts.	Cwts.					
Aden and Dependencies	10	1,000
Mesopotamia	34	9	6,200	835
Ceylon	6	1,808	..
Other British Possessions	2	300
TOTAL BRITISH EMPIRE	44	11	..	6	..	7,200	1,135	..	1,808	..
Persia	89	..	9	21,074	..	1,378
Other Foreign Countries	15	2	450	80
TOTAL FOREIGN COUNTRIES	104	..	9	..	2	21,524	..	1,378	..	80
Share of Bombay	148	11	9	22,724	1,138	1,378
Share of Sind	2	80
Share of Madras	6	1,308	..
TOTAL	148	11	9	6	2	22,724	1,138	1,378	1,308	80
Other sorts (III. B)—										
United Kingdom	—	—	—	—	—	7,233	4,000	9,029	2,700	4,317
Mesopotamia	—	—	—	—	—	5,650	3,431	241	4,804	90
Ceylon	—	—	—	—	—	3,103	1,473	108	450	301
Other British Possessions	—	—	—	—	—	357	534	350	244	1,413
TOTAL BRITISH EMPIRE	—	—	—	—	—	21,402	9,438	10,329	7,608	6,081
Germany	—	—	—	—	—	1,250
Market Territory and Trucial Oman	—	—	—	—	—	..	4,250	..	1,177	50
Persia	—	12	—	—	—	4,700	482	2,023	2,731	102
United States of America—										
7/8 Atlantic Coast	—	—	—	—	—	1,325	1,533	345	200	525
1/8 Pacific	—	—	—	—	—	..	108
Other Foreign Countries	—	—	—	—	—	75	473	10	450	661
TOTAL FOREIGN COUNTRIES	—	—	—	—	—	6,600	6,321	2,377	4,558	2,326
Share of Bengal	—	—	—	—	—	4,002	3,509	608	1,142	1,232
Share of Bombay	—	—	—	—	—	12,737	9,490	4,327	6,153	3,355
Share of Sind	—	—	—	—	—	9,626	2,321	1,755	4,664	1,931
Share of Madras	—	—	—	—	—	1,523	226	3,370	60	76
Share of Burma	—	—	—	—	—	75	703	68	242	115
TOTAL	—	—	—	—	—	28,002	16,349	13,205	12,256	8,709
Total value of Arms, am- munition, and military stores	—	—	—	—	—	1,36,898	1,11,473	1,50,104	1,22,504	1,15,428

(a) Shown under other sorts of Arms, ammunition and military stores from 1924-25.

GENERAL EXPORTS

(850)

FOREIGN MERCHANDISE

No. 15—continued

ARTICLES, AND COUNTRIES OF FINAL DESTINATION; ALSO SHARE OF EACH PROVINCE	QUANTITY					VALUE				
	1922-23	1923-24	1924-25	1925-26	1926-27	1922-23	1923-24	1924-25	1925-26	1926-27
Art. works of (other than pictures) (III. V)—						R	R	R	R	R
United Kingdom	—	—	—	—	—	32,858	24,329	4,60,481	8,914	6,475
Mesopotamia	—	—	—	—	—	180	7,126	1,200	—	—
Straits Settlements (including Labuan)	—	—	—	—	—	200	—	—	8,000	6,171
Canada— Vid Pacific Coast	—	—	—	—	—	—	1,450	—	—	—
Western Australia	—	—	—	—	—	2,850	—	—	—	—
Victoria	—	—	—	—	—	—	—	100	—	—
New South Wales	—	—	—	—	—	200	10	—	2,500	—
Australian Commonwealth (Total)	—	—	—	—	—	3,650	70	700	2,500	—
Other British Possessions	—	—	—	—	—	600	—	791	120	965
TOTAL BRITISH EMPIRE	—	—	—	—	—	36,638	32,924	4,71,572	19,534	13,611
Germany	—	—	—	—	—	—	—	—	—	3,132
France	—	—	—	—	—	150	—	1,000	2,050	480
Italy	—	—	—	—	—	450	—	—	185	8,040
China (exclusive of Hong-Kong and Macao)	—	—	—	—	—	—	—	—	1,500	—
United States of America— Vid Atlantic Coast	—	—	—	—	—	50	175	400	400	298
" Pacific "	—	—	—	—	—	1,897	—	—	2,000	—
Other Foreign Countries	—	—	—	—	—	1,285	861	1,494	100	350
TOTAL FOREIGN COUNTRIES	—	—	—	—	—	3,832	1,036	2,894	6,185	7,900
Share of Bengal	—	—	—	—	—	3,938	3,820	4,54,141	960	9,185
" Bombay	—	—	—	—	—	29,512	26,535	18,029	9,880	9,375
" Sind	—	—	—	—	—	—	2,375	1,855	1,400	—
" Madras	—	—	—	—	—	3,730	1,000	41	—	900
" Burma	—	—	—	—	—	3,238	1,230	400	12,479	3,480
TOTAL	—	—	—	—	—	40,515	38,960	4,74,466	25,719	20,911
Books, printed, and printed matter (not being Stationery), including maps and charts (III. V)—	Cwts.	Cwts.	Cwts.	Cwts.	Cwts.					
United Kingdom	934	1,080	688	978	754	2,95,859	2,98,581	1,77,834	2,37,548	1,81,802
Aden and Dependencies	12	7	13	13	1	2,152	1,426	1,977	2,511	288
Mesopotamia	36	65	6	11	25	9,862	12,982	1,865	5,026	5,637
Bahrain Islands	—	8	—	5	—	—	1,075	—	2,081	—
Ceylon	281	255	273	305	257	43,464	52,488	41,879	60,718	54,787
Straits Settlements (including Labuan)	141	60	153	150	35	16,185	8,250	14,907	21,192	10,455
Federated Malay States	2	10	491	33	9	1,425	2,800	3,935	4,200	1,505
Hongkong	4	8	8	8	3	335	497	525	1,560	1,000
EGYPT*	83	—	—	—	—	1,200	—	—	—	—
Natal	9	—	3	3	2	2,493	25	350	310	300
Zanzibar and Pemba	7	6	2	7	17	1,044	1,511	297	1,387	3,997
Kenya Colony	31	27	30	17	23	4,609	4,753	4,516	4,863	7,326
Tanganyika Territory	9	13	9	6	14	5,270	3,895	2,520	1,970	5,250
Western Australia	—	—	—	—	1	—	—	—	—	200
South Australia (including Northern Territory)	—	—	—	1	—	—	105	—	365	—
Victoria	7	3	11	3	—	2,280	780	50	1,000	—
Tasmania	—	—	—	8	—	—	—	—	880	—
New South Wales	3	4	—	6	4	690	1,655	125	1,275	2,200
Queensland Australian Commonwealth (Total)	10	7	7	17	5	2,960	2,550	175	3,520	2,400
New Zealand (including Nauru and British Samoa)	2	6	—	3	1	380	1,550	—	730	100
Other British Possessions	16	5	3	4	1	1,829	1,070	2,535	867	100
TOTAL BRITISH EMPIRE	1,477	1,552	1,685	1,560	1,147	3,88,817	3,92,908	2,51,565	3,48,478	2,74,853
Norway	5	—	—	—	—	1,500	—	—	—	—
Denmark	—	3	—	—	—	500	1,700	—	—	—
Germany	11	2	12	3	26	1,898	804	3,311	805	4,237
Netherlands	4	5	41	4	3	550	1,355	895	440	820
Belgium	4	—	—	—	3	1,000	—	—	5	1,200
France	11	12	24	11	21	1,631	2,115	3,790	2,035	3,464
Switzerland	2	5	—	3	2	300	2,075	—	207	620
Italy	8	15	7	—	7	1,365	7,430	1,813	—	4,400

* Shown as a Foreign Country from 1922-24

No. 15—continued

ARTICLES, AND COUNTRIES OF FINAL DESTINATION; ALSO SHARE OF EACH PROVINCE	QUANTITY					VALUE				
	1922-23	1923-24	1924-25	1925-26	1926-27	1922-23	1923-24	1924-25	1925-26	1926-27
	Cwts.	Cwts.	Cwts.	Cwts.	Cwts.	₹	₹	₹	₹	₹
Books, printed, and printed matter (not being Stationery), including maps and charts (III. V)—continued										
Austria	4	16	1,151	7,070
Greece	1	..	3	1	..	1,000	..	800	200	..
Mascat Territory and Trucial Oman	..	12	5	1	9	..	2,550	500	200	1,500
Other Native States in Arabia	34	12	..	2	2	4,250	2,760	..	200	150
Pemba	95	62	94	35	43	17,455	12,445	16,895	7,500	11,070
Siam	13	..	3	7	3	2,805	275	501	875	530
Indo-China (including Cochin China, Cambodia, Annam, Tonkin and French leased territories in China)	1	17	150	2,404
China (excludes of Hongkong and Macao)	9	13	1	5	17	1,700	4,332	720	2,350	2,175
Japan	9	5	3	11	5	1,120	3,731	845	2,325	254
Egypt*	..	5	5	1	2	..	955	1,050	105	220
Portuguese East Africa	6	1	..	3	..	900	170	..	1,500	27
United States of America— Via Atlantic Coast	70	51	59	54	109	15,415	11,424	15,637	17,642	19,967
.. Pacific	1	3	9	..	1	80	1,232	1,437	..	100
Other Foreign Countries	1	7	3	4	7	375	1,984	935	985	1,404
TOTAL FOREIGN COUNTRIES	283	233	235	152	273	54,970	65,097	51,634	39,123	55,761
Share of Bengal	100	152	151	174	138	22,725	49,335	55,020	62,731	45,005
.. Bombay	732	767	537	305	513	3,37,373	2,31,143	1,12,000	1,99,230	1,36,533
.. Sind	137	98	167	104	126	26,935	12,321	32,445	20,220	32,739
.. Madras	663	673	434	543	474	1,37,313	1,21,496	76,433	93,421	76,824
.. Burma	34	195	522	35	102	15,915	36,339	20,308	12,949	19,711
TOTAL	1,765	1,790	1,921	1,712	1,420	6,43,767	6,55,000	5,03,190	3,87,001	5,00,014
Roots and shoes (III. A)—	Pairs	Pairs	Pairs	Pairs	Pairs					
United Kingdom	3,512	456	595	1,073	1,741	12,967	6,771	5,008	7,772	5,798
Aden and Dependencies	240	500	270	1,008	493	1,000	4,000	220	1,455	437
Mesopotamia	6,133	6,320	489	1,350	741	67,607	32,969	2,312	7,050	4,129
Ceylon	210	91	10	263	2,453	1,195	342	150	1,379	6,807
Straits Settlements (including Labuan)	777	1,000	462	1,200	1,323	3,273	1,250	2,051	2,920	6,093
Hongkong	175	1,050
Egypt*	1,351	13,962
Natal	35	25	400	500	..	100	250	2,530	2,500	..
Zanzibar and Pemba	..	172	372	98	32	..	1,314	730	713	113
Kenya Colony	216	295	2,773	925	130	1,310	1,314	8,857	5,122	523
Tanganyika Territory	..	526	..	190	1,372	..	425	..
Mauritius and Dependencies	905	100	..	6,000	800	..
Western Australia	3	20
Victoria	727	2,656
New South Wales	1	3	15	45	..
Australian Commonwealth (Total)	730	..	1	3	..	2,676	..	15	45	..
Other British Possessions	52	30	1	2	141	325	300	25	3	613
TOTAL BRITISH EMPIRE	14,341	9,516	5,373	6,713	3,100	98,525	52,622	22,576	20,219	27,373
Netherlands	200	2	1,100	10
Paria	1,163	4,031	2,403	2,345	1,344	10,754	23,551	15,343	12,370	7,723
Java	100	..	320	800	..	2,700
Japan	265	2,333
Egypt*	523	62	333	3,353	425	1,331
United States of America— Via Atlantic Coast	391	7	10	433	3	12,735	257	105	10,062	51
.. Pacific	1	20
Other Foreign Countries	72	153	494	320	212	1,104	500	1,710	755	724
TOTAL FOREIGN COUNTRIES	2,129	4,196	2,533	2,419	3,032	25,594	27,313	22,346	24,713	15,010

* Shown as a Foreign Country from 1922-24.

GENERAL EXPORTS

(852)

FOREIGN MERCHANDISE

No. 15—continued

ARTICLES, AND COUNTRIES OF FINAL DESTINATION; ALSO SHARE OF EACH PROVINCE	QUANTITY					VALUE				
	1922-23	1923-24	1924-25	1925-26	1926-27	1922-23	1923-24	1924-25	1925-26	1926-27
Boots and shoes (III. A)— <i>continued</i>	Pairs	Pairs	Pairs	Pairs	Pairs	R	R	R	R	R
Share of Bengal	2,375	..	508	157	1,021	2,312	..	2,297	394	6
" Bombay	10,479	10,408	6,749	7,159	4,946	72,980	62,226	31,632	42,393	20
" Sind	2,790	2,204	1,579	1,344	463	32,992	15,883	8,821	6,142	2
" Madras	97	43	9	8	63	995	629	168	40	
" Burma	729	1,057	64	1,470	4,648	2,840	1,962	1,309	5,668	12
TOTAL	16,470	12,712	8,900	10,132	11,141	1,24,119	80,200	45,222	54,937	42
Building and engineering materials, other than of iron, steel, or wood (III. V)—										
United Kingdom	—	—	—	—	—	804	2,408	2,575	329	
Aden and Dependencies	—	—	—	—	—	9,687	1,067	875	593	
Mesopotamia	—	—	—	—	—	23,858	3,948	18,501	4,214	3
Bahrain Islands	—	—	—	—	—	5,213	7,111	2,182	..	1
Ceylon Straits Settlements (including Labuan)	—	—	—	—	—	7,647	9,201	14,437	3,375	1
Natal	—	—	—	—	—	4,068	1,842	5,022	4,497	1
Kenya Colony	—	—	—	—	—	2,514
Tanganyika Territory	—	—	—	—	—	526	1,032	1,273	4,797	1,2
Mauritius and Dependencies	—	—	—	—	—	1,030	20	80	300	1
Seychelles	—	—	—	—	—	9,686	1,800	1,0
Other British Possessions	—	—	—	—	—	1,635	4,449	2,080	1,010	
TOTAL BRITISH EMPIRE	—	—	—	—	—	66,894	34,413	47,285	19,725	8,1
Maskat Territory and Trucial Oman	—	—	—	—	—	6,270	5,779	4,919	2,994	12,6
Other Native States in Arabia	—	—	—	—	—	8,176	12,335	7,291	6,724	3,1
Perak	—	—	—	—	—	11,827	31,035	14,153	6,761	8,5
Penang Island	—	—	—	—	—	1,090	140	133	273	1,0
Java	—	—	—	—	—	3,770	757	..
Portuguese East Africa	—	—	—	—	—	3,402	223	176	706	..
Other Foreign Countries	—	—	—	—	—	1,670	965	100	312	3
TOTAL FOREIGN COUNTRIES	—	—	—	—	—	36,195	50,422	26,862	17,947	25,6
Share of Bengal	—	—	—	—	—	1,413	1,968	3,250	700	4
" Bombay	—	—	—	—	—	62,702	47,927	47,743	17,639	19,5
" Sind	—	—	—	—	—	22,426	22,318	15,650	13,811	13,5
" Madras	—	—	—	—	—	5,660	9,135	332	64	
" Burma	—	—	—	—	—	2,879	2,442	7,172	5,408	1
TOTAL	—	—	—	—	—	1,08,079	84,840	74,147	37,672	33,9
Candles of all kinds (III. V)—	Lbs.	Lbs.	Lbs.	Lbs.	Lbs.					
United Kingdom	2,500	1,339
Zanzibar and Pemba	56	280	3,000	25	100	1,500
Seychelles	1,624	336	..	1,300	1
Other British Possessions	1,543	231	1,182	523	..	962	129	972	274	..
TOTAL BRITISH EMPIRE	1,599	4,635	4,182	523	336	987	2,918	2,472	274	1
TOTAL FOREIGN COUNTRIES	1,852	1,649	1,369	637	311	1,325	792	795	422	21
Share of Bengal	560	350
" Bombay	1,195	2,394	4,560	713	420	773	1,917	2,673	374	1
" Sind	1,600	750	379	647	227	1,117	339	405	322	1
" Madras	38	2,640	112	42	1,454	89
" Burma	60	30
TOTAL	3,451	6,234	5,551	1,360	647	2,312	3,210	3,267	697	33

No. 15—continued

ARTICLES, AND COUNTRIES OF FINAL DESTINATION; ALSO SHARE OF EACH PROVINCE	QUANTITY					VALUE				
	1922-23	1923-24	1924-25	1925-26	1926-27	1922-23	1923-24	1924-25	1925-26	1926-27
	Cwts.	Cwts.	Cwts.	Cwts.	Cwts.	R	R	R	R	R
Gases and Rattans (II. S)—										
Egypt*	165	—	—	—	—	18,688	—	—	—	—
Other British Possessions	25	159	37	30	31	1,300	1,750	1,371	1,655	1,018
TOTAL BRITISH EMPIRE	190	159	37	30	31	2,045	1,750	1,371	1,655	1,018
Byria	122	24	15	26	4	6,720	1,505	700	2,600	170
Egypt*	—	486	293	619	355	—	22,235	16,322	22,235	17,262
United States of America— Via Atlantic Coast	—	—	—	—	—	—	—	2,000	—	—
Other Foreign Countries	71	11	6	14	17	1,847	300	418	451	520
TOTAL FOREIGN COUNTRIES	193	531	322	659	376	18,567	24,280	20,501	41,336	18,642
Share of Bengal	22	1	9	..	1	25	120	3,039	..	176
" Bombay	361	559	550	629	465	12,427	22,540	12,448	42,691	12,222
" Sind	..	120	60	320
TOTAL	333	690	329	689	407	18,612	26,030	21,372	42,091	20,187
Chemicals and Chemical pre- parations (excluding chemical mannures and medicines)— Aluminous Sulphates (in- cluding Alum) (III. O)—										
Aden and Dependencies	Cwts. 33	Cwts. 89	Cwts. 96	Cwts. 123	Cwts. ..	945	820	1,440	1,670	..
Mesopotamia	667	587	62	..	30	9,126	7,520	780	..	100
Bahrain Islands	24	110	115	20	27	205	1,422	2,242	220	1,042
Ceylon	121	53	16	..	12	1,042	815	205	..	600
Zanzibar and Pemba	106	49	46	67	24	2,275	690	760	920	455
Other British Possessions	68	52	94	194	66	1,951	920	1,274	2,212	1,145
TOTAL BRITISH EMPIRE	1,019	890	429	464	195	16,354	12,322	6,952	5,192	3,428
Mascat Territory and Trucial Oman	22	31	26	116	21	407	510	425	1,422	610
Other Native States in Arabia	148	121	106	147	61	2,451	2,140	2,112	2,172	910
Persia	1,920	2,122	1,025	754	221	22,447	22,171	12,227	2,045	2,220
Other Foreign Countries	2	..	4	1	..	20	..	70	40	..
TOTAL FOREIGN COUNTRIES	2,147	2,364	1,223	1,014	283	29,425	29,221	16,875	11,642	3,550
Share of Bengal	2	150
" Bombay	1,932	2,592	1,222	1,222	221	22,297	22,220	12,227	2,045	2,220
" Sind	1,222	668	10	220	22	15,222	7,222	101	2,122	222
TOTAL	3,166	3,254	1,232	1,422	283	45,729	42,144	22,227	16,222	6,222
Ammonia and salts thereof (III. O)—										
United Kingdom	74	4,000	..
Aden and Dependencies	10	61	41	66	19	465	2,222	1,422	2,022	242
Mesopotamia	622	261	200	275	161	25,442	15,172	11,922	2,220	2,276
Bahrain Islands	22	42	122	20	29	1,220	2,275	5,205	1,522	216
Ceylon	52	71	55	16	45	2,450	4,022	2,005	522	1,120
New South Wales	100	6,220
Australian Commonwealth (Total)	100	6,220
Other British Possessions	12	22	17	20	29	220	1,422	277	645	240
TOTAL BRITISH EMPIRE	220	472	241	211	222	47,216	26,024	21,217	17,225	7,421

*Shown as a Foreign Country from 1922-24.

GENERAL EXPORTS

(854)

FOREIGN MERCHANDISE

No. 15—continued

ARTICLES, AND COUNTRIES OF FINAL DESTINATION; ALSO SHARE OF EACH PROVINCE	QUANTITY					VALUE				
	1922-23	1923-24	1924-25	1925-26	1926-27	1922-23	1923-24	1924-25	1925-26	1926-27
Chemicals and Chemical preparations (excluding chemical manures and medicines)—continued										
<i>Ammonia and salts thereof (III. C)—contd.</i>	Owts.	Owts.	Owts.	Owts.	Owts.	R	R	R	R	
Germany	1	605	30	21,181
Mascat Territory and Trucial Oman	26	34	21	31	11	1,299	1,904	810	925	32
Other Native States in Arabia	70	77	59	55	48	4,275	3,980	2,526	1,940	1,41
Persia	746	704	208	806	181	37,911	36,525	7,970	10,489	5,88
Other Foreign Countries	8	8	3	9	..	180	180	210	300	..
TOTAL FOREIGN COUNTRIES	845	819	896	401	240	43,665	42,569	32,697	13,654	7,11
<i>Share of Bengal</i>	1	55
<i>Bombay</i>	1,559	1,244	1,412	887	510	35,558	34,984	53,149	30,432	14,10
<i>Sind</i>	105	45	24	7	9	5,873	3,499	310	219	25
<i>Madras</i>	3	140	..	8	..
<i>Burma</i>	1	18	14	50	200	18
TOTAL	1,675	1,292	1,437	912	533	91,431	68,623	54,014	30,909	14,54
<i>Arsenic and its oxides (III. C)—</i>	Owts.	Owts.	Owts.	Owts.	Owts.					
Mesopotamia	34	20	1,550	1,525
Bahrain Islands	455	63	8	15,735	2,490	405
Ceylon	5	20	8	12	6	425	1,330	350	590	300
Other British Possessions	3	30	..	135
TOTAL BRITISH EMPIRE	494	103	19	12	6	17,740	5,345	890	590	300
France	26	2,200
Native States in Arabia other than Mascat Territory and Trucial Oman	77	10	3	..	4	5,305	350	60	..	145
Other Foreign Countries	23	7	12	19	20	1,150	168	555	733	1,075
TOTAL FOREIGN COUNTRIES	105	17	15	19	50	6,455	538	615	733	3,420
<i>Share of Bombay</i>	599	129	34	31	55	24,195	5,333	1,505	1,323	3,720
<i>Sulphuric acid (III. C)—</i>	Owts.	Owts.	Owts.	Owts.	Owts.					
Mesopotamia	615	533	123	98	1	29,535	17,209	2,790	2,431	30
Ceylon	34	148	44	54	9	1,397	3,731	972	971	150
Other British Possessions	9	63	20	8	16	360	1,733	570	80	995
TOTAL BRITISH EMPIRE	658	744	187	150	26	31,292	22,673	4,332	3,482	1,176
Persia	25	317	2,624	4,471	400	1,014	14,975	41,058	69,530	6,017
Other Foreign Countries	1	2	1	50	..	30	65	40
TOTAL FOREIGN COUNTRIES	26	317	2,624	4,473	401	1,064	14,975	41,088	69,595	6,057
<i>Share of Bengal</i>	..	20	105
<i>Bombay</i>	532	961	2,310	4,623	502	32,131	34,705	45,350	73,037	6,311
<i>Sind</i>	1	..	1	1	6	150	..	70	40	261
<i>Madras</i>	75	9	..	3,000	18
<i>Burma</i>	1	10	125	233
TOTAL	684	1,066	2,311	4,623	517	32,356	37,643	45,420	73,077	7,221
<i>Other sorts of Chemicals (III. C)—</i>										
United Kingdom	36,226	24,350	3,194	55,611	68,571
Aden and Dependencies	7,652	3,031	4,843	5,268	4,22
Mesopotamia	57,903	76,937	36,930	37,430	73,451
Bahrain Islands	10,448	15,326	11,120	11,642	11,451
Ceylon	52,276	21,476	27,624	28,075	17,561
Straits Settlements (including Labuan)	6,573	9,402	11,902	13,653	13,811

No. 15—continued

ARTICLES, AND COUNTRIES OF FINAL DESTINATION: ALSO SHARE OF EACH PROVINCE	QUANTITY					VALUE				
	1922-23	1923-24	1924-25	1925-26	1926-27	1922-23	1923-24	1924-25	1925-26	1926-27
						₹	₹	₹	₹	₹
Chemicals and Chemical preparations (excluding chemical manures and medicines)—continued										
<i>Other sorts of Chemicals (III. C)—contd.</i>										
Hongkong	—	—	—	—	—	27,537	14,725	3,000	1,533	1,300
Zanzibar and Pemba	—	—	—	—	—	5,519	5,365	3,858	1,660	2,335
Kenya Colony	—	—	—	—	—	10,633	3,912	4,017	1,902	2,020
Tanganyika Territory	—	—	—	—	—	2,612	680	655	1,227	640
Seychelles	—	—	—	—	—	1,630	3,930	2,472	1,510	1,070
New South Wales	—	—	—	—	—	1,815
Australian Commonwealth (Total)	—	—	—	—	—	1,815
Other British Possessions	—	—	—	—	—	369	1,553	412	670	1,361
TOTAL BRITISH EMPIRE						2,19,378	1,80,688	1,10,024	1,58,228	2,00,737
Germany	—	—	—	—	—	285	6,168	5,902	3,440	983
Netherlands	—	—	—	—	—	262	1,080	..
Belgium	—	—	—	—	—	1,326	6,445	787
France	—	—	—	—	—	140	1,100
Italy	—	—	—	—	—	1,700
Mascat Territory and Trucial Oman	—	—	—	—	—	6,017	8,664	6,683	7,798	6,582
Other Native States in Arabia	—	—	—	—	—	10,879	11,409	4,823	4,083	4,070
Persia	—	—	—	—	—	1,14,841	51,006	20,914	50,700	34,041
Java	—	—	—	—	—	6,275	..	30	1,666	300
Sumatra	—	—	—	—	—	4,538	9,008	11,172	5,752	6,705
Japan	—	—	—	—	—	17,414	24,805	8,500	14	15
Egypt*	—	—	—	—	—	..	0	..	2,100	200
Portuguese East Africa	—	—	—	—	—	457	830	778	2,145	888
United States of America— V44 Atlantic Coast	—	—	—	—	—	30	4,250	1,957	455	..
Argentine Republic (including the Atlantic Coast of Patagonia)	—	—	—	—	—	7,981
Other Foreign Countries	—	—	—	—	—	477	440	105	401	100
TOTAL FOREIGN COUNTRIES						1,67,800	1,18,986	71,848	85,045	67,512
Share of Bengal	—	—	—	—	—	22,226	10,592	7,707	16,113	18,873
" Bombay	—	—	—	—	—	3,34,307	2,82,169	1,67,872	1,62,808	1,36,807
" Sind	—	—	—	—	—	9,515	20,354	11,672	17,440	30,457
" Madras	—	—	—	—	—	3,836	3,666	4,821	43,884	38,878
" Burma	—	—	—	—	—	17,013	3,167	795	2,210	2,409
TOTAL						3,87,247	2,99,673	1,81,872	2,43,273	2,68,249
Total value of Chemicals and chemical preparations—										
United Kingdom	—	—	—	—	—	36,226	24,350	3,104	59,611	66,874
Aden and Dependencies	—	—	—	—	—	8,997	6,736	8,253	9,036	4,978
Mesopotamia	—	—	—	—	—	1,23,566	1,18,424	52,445	48,241	77,547
Bahrain Islands	—	—	—	—	—	27,838	21,519	19,238	13,467	13,777
Ceylon	—	—	—	—	—	59,490	31,359	31,256	23,284	13,873
Straits Settlements (including Labuan)	—	—	—	—	—	6,998	10,445	11,944	14,983	14,611
Hongkong	—	—	—	—	—	27,537	14,725	3,000	1,533	1,300

* Shown as a Foreign Country from 1923-24.

GENERAL EXPORTS

(856)

FOREIGN MERCHANDISE

No. 15—continued

ARTICLES, AND COUNTRIES OF FINAL DESTINATION; ALSO SHARE OF EACH PROVINCE	QUANTITY					VALUE				
	1923-23	1923-24	1924-25	1925-26	1926-27	1923-23	1923-24	1924-25	1925-26	1926-27
						₹	₹	₹	₹	₹
Chemicals and Chemical preparations (excluding chemical manures and medicines)—concluded										
<i>Total value of Chemicals and chemical preparations—contd.</i>										
Zanzibar and Pemba	—	—	—	—	—	8,154	6,600	5,125	2,830	2,850
Kenya Colony	—	—	—	—	—	11,618	5,253	4,862	2,716	3,065
Tanganyika Territory	—	—	—	—	—	3,303	835	1,859	1,600	850
Mauritius and Dependencies	—	—	—	—	—	440	1,065	100	200	88
Seychelles	—	—	—	—	—	1,630	4,360	2,582	1,500	1,520
New South Wales	—	—	—	—	—	6,229	1,515
Australian Commonwealth (Total)	—	—	—	—	—	6,229	1,515
Other British Possessions	—	—	—	—	—	554	1,083	662	725	1,321
TOTAL BRITISH EMPIRE	—	—	—	—	—	3,32,580	2,47,033	1,43,515	1,84,747	2,13,081
Germany	—	—	—	—	—	235	6,195	27,033	3,465	935
Netherlands,	—	—	—	—	—	563	1,030	..
Belgium	—	—	—	—	—	1,326	6,445	787
France	—	—	—	—	—	140	1,100	2,300
Italy	—	—	—	—	—	1,700
Mascat Territory and Trucial Oman	—	—	—	—	—	7,423	11,266	7,304	10,651	7,433
Other Native States in Arabia	—	—	—	—	—	22,910	18,829	9,021	10,097	7,443
Persia	—	—	—	—	—	1,80,313	1,28,767	92,269	1,89,043	47,823
Java	—	—	—	—	—	6,375	..	20	1,666	280
Siam	—	—	—	—	—	4,743	10,038	11,422	3,767	9,555
Japan	—	—	—	—	—	17,414	24,805	8,500	14	15
Egypt	—	—	—	—	—	..	0	..	2,400	200
Portuguese East Africa	—	—	—	—	—	457	839	779	2,133	855
United States of America— Y44 Atlantic Coast	—	—	—	—	—	20	4,250	1,957	455	..
Argentine Republic (including the Atlantic Coast of Patagonia)	—	—	—	—	—	7,981
Other Foreign Countries	—	—	—	—	—	477	440	175	401	100
TOTAL FOREIGN COUNTRIES	—	—	—	—	—	2,48,483	2,06,532	1,62,116	1,80,699	77,656
Share of Bengal	—	—	—	—	—	22,976	10,728	7,762	16,113	18,373
" Bombay	—	—	—	—	—	5,05,891	4,02,601	2,30,003	2,32,422	1,70,293
" Sind	—	—	—	—	—	31,427	31,137	12,453	19,870	40,229
" Madras	—	—	—	—	—	3,536	5,800	4,621	43,332	88,733
" Burma	—	—	—	—	—	17,133	3,405	795	3,119	2,304
TOTAL	—	—	—	—	—	5,31,063	4,53,571	3,05,631	3,65,446	2,90,737
Chinese and Japanese ware (including lacquered ware but excluding earthenware and porcelain) (III. H)—										
United Kingdom	—	—	—	—	—	22,907	19,607	12,343	17,213	30,432
Ceylon	—	—	—	—	—	590	..	1,367	600	1,300
Other British Possessions	—	—	—	—	—	2,455	655	1,193	815	1,050
TOTAL BRITISH EMPIRE	—	—	—	—	—	26,042	20,322	15,403	18,628	42,532

* Shown as a Foreign Country from 1923-24.

No. 15—continued

ARTICLES AND COUNTRIES OF FINAL DESTINATION; ALSO SHARE OF EACH PROVINCE.	QUANTITY					VALUE				
	1922-23	1923-24	1924-25	1925-26	1926-27	1922-23	1923-24	1924-25	1925-26	1926-27
Chinese and Japanese ware (including lacquered ware but excluding earthenware and porcelain) (III. H)— continued						R	R	R	R	R
Belgium	—	—	—	—	—	..	60	..	1,500	..
France	—	—	—	—	—	300	..	300	1,400	..
Italy	—	—	—	—	—	2,000	140	8,040
Mascat Territory and Trucial Oman	—	—	—	—	—	2,423	..
Other Foreign Countries	—	—	—	—	—	1,745	1,020	650	2,942	655
TOTAL FOREIGN COUNTRIES	—	—	—	—	—	3,445	1,060	950	8,405	8,695
Share of Bengal	—	—	—	—	—	..	405	842	1,222	1,196
" Bombay	—	—	—	—	—	22,024	19,705	19,606	25,444	61,103
" Madras	—	—	—	—	—	240	..	322	..	2,975
" Burma	—	—	—	—	—	1,223	1,272	2,472	307	4,723
TOTAL	—	—	—	—	—	23,487	21,382	14,259	27,033	81,027
Clocks and Watches and parts thereof—										
Clocks and Watches (III. D)	No.	No.	No.	No.	No.					
United Kingdom	31	77	18	83	80	2,055	11,510	1,822	10,807	11,084
Mesopotamia	5,008	2,008	4	123	67	73,540	8,105	800	700	1,322
Bahrain Islands	6	166	69	102	..	155	1,270	1,295	800	..
Maldives	12	4	54	90	80	2,240
Ceylon	40	68	571	125	141	320	2,522	2,945	622	950
Kenya Colony	101	66	141	1,175	215	645	..
Mauritius and Dependences	18	54	490	12	..	290	1,126	1,200	510	..
Other British Possessions	3	27	25	37	18	385	550	610	910	780
TOTAL BRITISH EMPIRE	5,101	2,491	1,255	717	365	77,154	27,767	9,068	14,667	16,525
Germany	1	..	15	600	2	150	..	537	1,200	40
France	1	1	2,000	222	..
Switzerland	423	161	2,500	10,000
Italy	200	12,125
Mascat Territory and Trucial Oman	466	1	3	17	..	4,550	75	60	422	..
Other Native States in Arabia	48	120	..	48	12	800	1,191	..	505	105
Persia	93	56	62	350	253	4,106	1,590	1,223	2,040	1,846
United States of America— Via Atlantic Coast	55	146	1,500	2,270	1,012	15,675
Other Foreign Countries	4	6	..	6	18	350	160	..	120	205
TOTAL FOREIGN COUNTRIES	867	242	81	1,507	1,945	25,441	2,025	4,820	8,245	27,371
Share of Bengal	13	2	64	4	1,291	590	130	207	20	12,215
" Bombay	5,754	2,623	1,035	1,266	461	26,125	24,411	7,747	12,172	19,722
" Sind	117	1	44	622	212	2,160	20	505	1,450	4,504
" Madras	24	74	188	212	23	1,700	6,222	5,076	2,279	689
" Burma	50	24	6	3	3	1,960	240	163	630	1,010
TOTAL	5,968	2,724	1,335	2,314	2,201	1,02,595	30,792	18,918	22,912	44,406
Parts of Clocks and Watches (III. D)—										
United Kingdom	—	—	—	—	—	..	150	2,250
Other British Possessions	—	—	—	—	—	237	1,200	462	1,050	50
TOTAL BRITISH EMPIRE	—	—	—	—	—	237	1,350	2,812	1,050	50

GENERAL EXPORTS

(858)

FOREIGN MERCHANDISE

No. 15—continued

ARTICLES; AND COUNTRIES OF FINAL DESTINATION; ALSO SHARE OF EACH PROVINCE	QUANTITY					VALUE				
	1922-23	1923-24	1924-25	1925-26	1926-27	1922-23	1923-24	1924-25	1925-26	1926-27
Clocks and Watches and parts thereof—continued										
Parts of Clocks and Watches (III. D)— continued										
France	—	—	—	—	—	..	10,575	3,100
Other Foreign Countries	—	—	—	—	—	..	160	205	..	800
TOTAL FOREIGN COUNTRIES	—	—	—	—	—	..	10,735	3,305	..	800
Share of Bombay	—	—	—	—	—	287	12,086	7,117	1,050	300
“ Madras	—	—	—	—	—	50
TOTAL	—	—	—	—	—	287	12,085	7,117	1,050	350
Coal and Coke (II. A)										
United Kingdom	Tons 3,385	Tons 9,612	Tons 13,090	Tons 11,493	Tons 12,488	1,25,760	3,12,401	4,02,891	2,65,771	2,73,402
Aden and Dependencies	180	406	8,824	1,320	1,700	5,010	16,280	3,38,790	25,280	36,680
Mesopotamia	23,070	14,684	6,103	7,754	4,071	9,46,790	4,76,970	1,65,985	1,98,871	1,09,160
Ceylon	7,550	150	600	2,75,690	3,000	12,900
Straits Settlements (includ- ing Labuan)	..	195	40	190	5,480	1,840	4,370	..
Natal	610	2,314	610	2,652	2,690	21,400	70,170	15,840	74,372	68,095
Kenya Colony	10	17	750	488	..
Mauritius and Dependencies	2,600	1,617	120	67,450	86,784	2,400
Western Australia	660	15,840	..
New South Wales	690	180	..	300	..	27,600	5,400	..	6,900	..
Australian Commonwealth (Total)	690	180	..	960	..	27,600	5,400	..	22,740	..
Fiji Islands	20	1,000
TOTAL BRITISH EMPIRE	35,485	27,491	31,806	25,908	21,689	14,02,250	8,90,561	9,83,546	6,28,626	5,02,637
Germany	2,131	2,977	2,468	4,541	..	88,823	80,726	59,405	1,03,965	..
Netherlands	109	3,450
Belgium	..	750	905	1,565	100	..	24,500	23,815	37,005	2,700
France	..	2,295	1,051	463	1,658	..	53,560	27,186	10,164	35,641
Spain	140	3,360
Italy	2,455	1,596	8,102	1,978	110	1,03,260	63,030	2,19,679	47,472	2,640
Mascat Territory and Trucial Oman	..	8	500	..	240	10,000
Other Native States in Arabia	1,700	9,095	3,428	4,045	7,913	62,900	2,44,440	84,706	95,580	1,70,205
Persia	1,335	890	20	33,480	17,760	505
Honjam Island	1,500	30,000
Java	990	2,930	4,165	5,690	3,000	36,680	79,900	1,00,222	1,38,160	71,250
Siam	290	..	545	18,050	..	12,110
China (exclusive of Hong- kong and Macao)	3,403	360	900	96	..	1,28,321	14,400	36,000	3,340	..
Japan	1,366	800	2,905	552	333	43,515	20,000	1,03,400	17,180	10,436
Egypt*	..	7,962	7,089	930	340	..	2,42,006	1,85,214	25,400	7,450
Portuguese East Africa	2,972	..	600	1,00,360	..	15,800
Italian East Africa (Somal- land and Eritrea)	920	18,400
United States of America— Vld Atlantic Coast	178	..	20	..	180	7,156	..	640	..	4,500
TOTAL FOREIGN COUNTRIES	15,485	29,773	33,693	20,749	16,609	5,78,515	3,27,822	9,08,257	4,97,528	3,63,758
Share of Bombay	50,730	41,072	42,342	39,602	33,302	19,75,160	12,67,893	12,86,097	9,53,477	7,67,919
“ Sind	140	15,192	22,622	7,050	4,476	5,605	4,50,400	6,04,366	1,72,375	28,433
“ Burma	40	1,340
TOTAL	50,920	56,264	65,004	46,652	38,278	19,80,765	17,18,388	18,91,808	11,26,152	8,66,395

* Shown as a Foreign Country from 1922-23

No. 15—continued

ARTICLES, AND COUNTRIES OF FINAL DESTINATION; ALSO SHARE OF EACH PROVINCE	QUANTITY					VALUE				
	1922-23	1923-24	1924-25	1925-26	1926-27	1922-23	1923-24	1924-25	1925-26	1926-27
offee (L. I)—	Owts.	Owts.	Owts.	Owts.	Owts.	₹	₹	₹	₹	₹
Palestine	120
Aden and Dependencies	227	340	20	12,017	13,900	750
Mesopotamia	3,760	2,025	1,293	400	2,167	1,41,839	79,253	57,074	17,465	1,20,268
Bahrain Islands	3,805	3,076	707	533	651	1,46,628	1,42,205	30,645	22,968	33,926
Ceylon	188	7,200
Mauritius and Dependencies	178	6,000
Anglo-Egyptian Sudan	268	55	10,290	2,000
Seychelles	75	165	3,170	6,500
TOTAL BRITISH EMPIRE	7,967	6,916	2,075	933	2,851	3,03,704	2,66,248	90,459	40,453	1,54,814
Syria	..	15	213	..	1,000	10,622
Mascat Territory and Trucial Oman	12,165	9,857	2,766	3,659	3,956	4,74,866	3,85,290	1,18,114	1,62,430	1,47,671
Other Native States in Arabia	237	266	193	54	113	11,052	11,512	9,850	2,685	6,030
Peria	431	613	212	517	613	16,705	20,614	11,379	23,421	21,057
Henjam Island	142	5,200
Egypt	76	26	2,597	945
Italian East Africa (Somal- land and Eritrea)	170	379	6,515	16,000
Other Foreign Countries	3	2	..	1	..	156	100	..	100
TOTAL FOREIGN COUNTRIES	13,053	11,256	3,224	4,230	3,901	5,09,122	4,45,475	1,40,679	1,80,380	1,68,630
Share of Bombay	21,020	18,172	5,299	5,163	6,752	8,12,842	7,11,723	2,31,243	2,20,830	3,48,000
" Sind	5	13	337	1,322
TOTAL	21,020	18,172	5,299	5,168	6,765	8,12,842	7,11,723	2,31,243	2,20,830	3,49,004
Coral (L. S)—(a)	Lbs.	Lbs.								
TOTAL BRITISH EMPIRE	..	274	400
Java	320	984	2,000	5,850
Share of Bengal	320	1,238	2,000	6,280
Cordage and rope of vegetable fibre (excluding jute and cotton) (L. V)—	Owts.	Owts.	Owts.	Owts.	Owts.					
United Kingdom	20	6	12	..	187	300	600	1,725
Aden and Dependencies	19	115	5	42	3	1,070	2,700	235	709	225
Mesopotamia	46	374	83	26	3	1,935	9,344	2,175	1,106	205
Bahrain Islands	24	14	3	11	12	1,815	760	75	823	710
Hongkong	66	3,407
Natal	52	2,523
Kenya Colony	56	20	42	60	23	2,132	790	1,733	2,948	1,678
Other British Possessions	4	51	57	23	14	320	2,086	1,727	844	910
TOTAL BRITISH EMPIRE	206	574	216	168	133	10,295	16,767	7,250	8,030	8,800

* Shown as a Foreign Country from 1923-24:
(a) Included in "All other articles, unmanufactured" from 1924-25.

GENERAL EXPORTS

(860)

FOREIGN MERCHANDISE

No. 15—continued

ARTICLES, AND COUNTRIES OF FINAL DESTINATION; ALSO SHARE OF EACH PROVINCE	QUANTITY					VALUE				
	1922-23	1923-24	1924-25	1925-26	1926-27	1922-23	1923-24	1924-25	1925-26	1926-27
Cordage and rope of vegetable fibre (excluding jute and cotton) (III. V)—continued—										
	Owts.	Owts.	Owts.	Owts.	Owts.	R	R	R	R	R
Netherlands	79	..	206	2,270	..	4,500
Belgium	46	..	9	1,245	..	270
Native States in Arabia, other than Maskat Territory and Trucial Oman	24	6	19	23	14	528	500	1,285	1,245	400
Persia	129	251	..	4	7	5,965	14,723	..	286	637
Siam	18	1,620
Portuguese East Africa	12	20	37	24	40	819	923	1,768	1,400	1,200
Other Foreign Countries	12	24	14	612	1,531	848
TOTAL FOREIGN COUNTRIES	177	301	181	51	302	7,924	17,682	6,568	2,981	9,475
Share of Bengal	6	137	..	600	..
" Bombay	375	841	398	203	424	16,161	33,388	12,818	10,266	17,823
" Sind	18	3	..	5	9	48	100	..	45	332
" Madras	3	2	..	180	110
" Burma	29	10	644
TOTAL	383	875	396	219	435	18,219	34,440	13,818	10,911	18,885
Outlery (III. D)—										
United Kingdom	—	—	—	—	—	43,202	65,298	15,566	22,102	28,527
Aden and Dependencies	—	—	—	—	—	3,253	5,240	9,758	9,998	1,480
Mesopotamia	—	—	—	—	—	1,37,721	1,00,108	51,275	11,450	16,588
Bahrain Islands	—	—	—	—	—	29,567	40,116	22,325	8,780	8,500
Ceylon	—	—	—	—	—	14,903	9,388	17,525	15,475	18,450
Straits Settlements (including Labuan)	—	—	—	—	—	10,368	8,567	2,700	1,876	541
Natal	—	—	—	—	—	990	800	900	1,050	..
Zanzibar and Pemba	—	—	—	—	—	33,100	16,608	24,204	8,500	4,417
Kenya Colony	—	—	—	—	—	33,989	71,050	36,450	47,467	33,727
Tanganyika Territory	—	—	—	—	—	25,947	33,350	27,581	9,652	8,409
Anglo-Egyptian Sudan	—	—	—	—	—	400	1,500	..
Mauritius and Dependencies	—	—	—	—	—	7,844	7,361	8,075	3,250	4,800
Seychelles	—	—	—	—	—	1,200	4,400	5,450	1,750	4,350
Other British Possessions	—	—	—	—	—	1,971	80	650	380	670
TOTAL BRITISH EMPIRE	—	—	—	—	—	3,43,955	3,62,866	2,72,759	1,43,180	1,80,459
Germany	—	—	—	—	—	200	2,912	1,558	16,250	19,233
Netherlands	—	—	—	—	—	100	1,925	..
Switzerland	—	—	—	—	—	1,600
Italy	—	—	—	—	—	60	..	1,520
Maskat Territory and Trucial Oman	—	—	—	—	—	38,318	49,066	34,250	31,590	23,754
Other Native States in Arabia	—	—	—	—	—	26,940	34,960	16,333	13,300	9,377
Persia	—	—	—	—	—	1,06,582	1,64,160	1,20,997	1,16,511	57,947
Honjam Island	—	—	—	—	—	..	2,400	125
Siam	—	—	—	—	—	2,473	300	6,340	295	1,200
Portuguese East Africa	—	—	—	—	—	25,781	36,530	21,243	22,980	22,140
Italian East Africa (Somaliland and Eritrea)	—	—	—	—	—	1,600	1,300	..	1,500	200
United States of America— Via Atlantic Coast	—	—	—	—	—	11,640	55	220	304	460
" Pacific "	—	—	—	—	—	2,64,800
Other Foreign Countries	—	—	—	—	—	..	1,251	1,755	1,208	2,333
TOTAL FOREIGN COUNTRIES	—	—	—	—	—	4,79,999	3,11,934	2,04,441	2,07,963	1,41,594
Share of Bengal	—	—	—	—	—	2,66,543	47,735	3,793	11,463	6,349
" Bombay	—	—	—	—	—	5,24,916	6,07,031	1,57,099	3,12,368	2,27,171
" Sind	—	—	—	—	—	18,570	9,655	9,167	17,992	29,257
" Madras	—	—	—	—	—	11,416	7,774	4,206	4,523	2,822
" Burma	—	—	—	—	—	2,509	2,615	2,935	4,737	5,394
TOTAL	—	—	—	—	—	8,23,954	6,74,800	4,77,200	3,51,133	2,72,053

No. 15—continued

ARTICLES, AND COUNTRIES OF FINAL DESTINATION; ALSO SHARE OF EACH PROVINCE	QUANTITY					VALUE				
	1922-23	1923-24	1924-25	1925-26	1926-27	1922-23	1923-24	1924-25	1925-26	1926-27
Drugs and Medicines (excluding chemicals and narcotics)—										
<i>Asafetida (III. C) —</i>										
<i>United Kingdom</i>	Owts.	Owts.	Owts.	Owts.	Owts.	R	R	R	R	R
Aden and Dependencies	180	36	—	33	41	9,450	1,635	—	6,780	1,830
Ceylon	57	52	44	45	55	3,900	3,990	3,230	3,000	3,250
Straits Settlements (including Labuan)	102	84	75	111	111	7,267	4,744	3,870	6,270	7,030
Hongkong	408	172	226	454	455	27,337	11,110	10,385	25,692	21,470
Egypt*	57	502	123	49	87	2,710	23,647	5,690	3,298	2,980
Natal	95	—	—	—	—	7,190	—	—	—	—
Zanzibar and Pemba	53	47	42	59	48	6,820	4,710	3,824	5,857	4,910
Kenya Colony	9	9	16	13	10	980	835	1,065	1,420	955
Tanganyika Territory	13	24	47	37	31	1,361	2,615	2,333	3,038	2,780
Other British Possessions	2	2	1	31	8	180	180	75	1,685	800
Other British Possessions	16	10	4	10	7	798	1,120	620	1,155	505
TOTAL BRITISH EMPIRE	988	933	578	842	863	67,713	56,496	41,134	58,045	47,509
Germany	..	35	19	..	1,240	800
Austria	65	5,950
Syria	17	5	5	2	17	2,240	600	800	120	1,400
Persia	110	8	1,125	130	..
Siam	22	191	163	154	92	1,125	4,940	3,080	2,700	2,875
Egypt*	—	139	23	30	62	—	5,630	975	1,850	2,475
Portuguese East Africa	5	11	14	13	15	525	1,125	1,925	1,891	1,900
United States of America—										
<i>Via Atlantic Coast</i>	635	560	107	573	301	57,812	27,670	2,560	20,585	20,055
Other Foreign Countries	8	8	8	25	10	667	383	235	1,045	650
TOTAL FOREIGN COUNTRIES	687	854	290	705	497	62,378	51,643	23,158	27,821	20,827
Share of Bengal	..	1	1	..	120	70
<i>Bombay</i>	1,654	1,778	333	1,623	1,349	1,22,511	1,06,892	63,336	66,402	77,766
<i>Sind</i>	..	6	..	7	640	..	140	..
<i>Madras</i>	21	7	..	2	..	1,620	680	1	223	..
<i>Burma</i>	2
TOTAL	1,675	1,792	668	1,647	1,350	1,30,091	1,08,134	63,297	65,966	77,586
Camphor (III. C)—										
<i>Aden and Dependencies</i>	Lbs.	Lbs.	Lbs.	Lbs.	Lbs.					
Mesopotamia	112	60	340	120	300	375	180	1,080	450	435
Bahrein Islands	1,733	2,091	1,622	2,155	2,285	5,690	5,565	4,095	5,425	4,500
Ceylon	..	380	300	427	50	..	1,360	870	847	150
Straits Settlements (including Labuan)	13,500	12,683	5,476	9,992	13,720	55,068	41,671	14,260	24,387	29,303
Hongkong	2,720	443	9,950	700
Mauritius and Dependencies	1,660	500	133	..	850	11,300	1,500	400	..	1,325
Other British Possessions	12,527	3,324	6,582	5,062	7,187	27,810	22,460	16,594	13,714	17,441
Other British Possessions	766	926	300	444	396	2,360	2,136	845	882	875
TOTAL BRITISH EMPIRE	33,083	24,694	14,763	13,200	24,745	1,22,673	74,921	33,144	45,705	64,599
Mascat Territory and Trucial Oman	112	360	..	200	..	310	1,100	..	550	..
Persia	129	1,738	1,732	1,224	202	306	5,357	4,412	2,970	410
Siam	100	300	600	1,300
Reunion	60	180	..	320	..	120	720	..	1,060	..
Other Foreign Countries	..	243	100	242	266	..	688	300	550	721
TOTAL FOREIGN COUNTRIES	401	2,871	1,832	2,016	468	1,396	9,665	4,712	5,150	1,131

* Shown as a Foreign Country from 1923-24.

GENERAL EXPORTS

FOR GENERAL MERCHANDISE

(862)

No. 15—continued

ARTICLES, AND COUNTRIES OF FINAL DESTINATION; ALSO SHARE OF EACH PROVINCE	QUANTITY					VALUE				
	1922-23	1923-24	1924-25	1925-26	1926-27	1922-23	1923-24	1924-25	1925-26	1926-27
Drugs and Medicines (excluding chemicals and narcotics)—continued										
Camphor (III. O)—continued	Lbs.	Lbs.	Lbs.	Lbs.	Lbs.	R	R	R	R	R
Share of Bengal	14,579	10,270	7,938	7,362	7,241	42,650	27,142	37,554	19,136	22,967
" Bombay	18,052	16,932	7,097	9,426	10,507	78,321	56,203	20,162	25,442	27,210
" Madras	308	563	2,450	3,423	6,683	2,932	1,241	5,120	6,277	9,553
TOTAL	33,439	27,765	16,585	20,216	25,236	1,23,969	94,586	42,836	50,855	55,730
Cassia lignea (III. O)—	Cwts.	Cwts.	Cwts.	Cwts.	Cwts.					
Aden and Dependencies	1,268	652	997	297	632	42,181	16,773	25,562	7,024	14,415
Mesopotamia	1,514	123	336	131	514	44,450	3,150	7,780	3,098	11,561
Bahrain Islands	165	146	145	66	46	5,064	4,038	4,310	1,646	1,059
Ceylon	16	15	28	35	45	869	605	1,375	1,159	2,147
Egypt*	212	—	—	—	—	5,368	—	—	—	—
Natal	20	9	5	37	40	850	300	205	1,537	1,303
Zanzibar and Pemba	64	275	152	119	172	2,242	8,235	4,200	2,920	4,301
Kenya Colony	201	182	202	269	230	6,771	5,641	5,222	6,969	6,771
Tanganyika Territory	63	47	56	63	91	3,535	2,010	1,645	1,539	2,273
Anglo-Egyptian Sudan	522	233	333	114	109	16,912	7,632	8,415	2,478	2,515
British Guiana	—	—	—	54	69	—	—	—	1,189	1,719
Other British Possessions	7	24	14	49	36	260	850	523	1,337	902
TOTAL BRITISH EMPIRE	4,052	1,766	2,270	1,234	2,034	1,23,552	49,334	59,237	30,996	43,966
Syria	89	28	106	36	138	2,700	362	2,600	300	3,160
Muscat Territory and Trucial Oman	573	613	538	442	156	17,552	15,376	12,662	10,469	3,761
Other Native States in Arabia	404	457	230	53	231	12,962	13,348	6,535	1,427	6,291
Perak	3,616	1,363	680	631	730	1,04,494	36,334	16,634	16,199	18,958
Egypt*	—	771	422	72	29	—	17,929	9,713	1,680	700
Portuguese East Africa	45	35	35	53	49	2,240	1,523	1,430	1,981	1,375
Italian East Africa (Somaliland and Eritrea)	84	42	7	23	17	2,497	1,137	205	315	435
Other Foreign Countries	3	36	7	10	43	200	949	223	290	1,129
TOTAL FOREIGN COUNTRIES	4,813	3,345	2,026	1,360	1,478	1,42,645	87,958	50,052	33,641	36,359
Share of Bengal	126	572	—	66	73	3,440	12,621	6	1,666	1,953
" Bombay	3,739	4,539	4,331	2,541	3,433	2,67,767	1,24,671	1,03,953	62,314	33,357
" Sind	—	—	14	5	1	—	—	330	157	15
TOTAL	8,365	5,111	4,296	2,614	3,512	2,71,197	1,37,292	1,00,239	64,657	85,325
Onchona Bark (III. O) (a)—	Lbs.	Lbs.								
Total Foreign Countries	100	—	—	—	—	200	—	—	—	—
Share of Bombay	100	—	—	—	—	200	—	—	—	—
Quinine Salts (III. O)—	Lbs.	Lbs.	Lbs.	Lbs.	Lbs.					
<i>Quinine Sulphate or bisulphate—</i>										
United Kingdom	954	114	—	14	40	34,810	4,075	—	619	950
Aden and Dependencies	—	312	—	—	—	—	10,500	—	—	—
Ceylon	—	252	2	—	—	—	4,800	50	—	—
Other British Possessions	—	—	5	—	—	—	—	250	—	—
TOTAL BRITISH EMPIRE	954	678	7	14	40	34,810	19,375	300	619	950
Perak	263	600	114	275	101	6,346	17,380	4,720	6,340	3,652
Siam	—	—	—	—	50	—	—	—	—	1,500
Other Foreign Countries	100	52	—	—	9	400	790	—	—	345
TOTAL FOREIGN COUNTRIES	363	652	114	275	160	7,246	18,170	4,720	6,340	5,497
Share of Bombay	1,152	1,336	121	286	200	33,306	37,545	5,020	6,399	6,447
" Sind	100	—	—	3	—	3,000	—	—	150	—
" Burma	65	—	—	—	—	250	—	—	—	—
TOTAL	1,317	1,336	121	289	200	42,056	37,545	5,020	6,959	6,447
Quinine hydrochloride or hydrochloride (III. O)—	Lbs.	Lbs.	Lbs.	Lbs.	Lbs.					
Perak	—	—	—	—	62	—	—	—	—	905
Share of Bombay	—	—	—	—	62	—	—	—	—	905

* Shown as a Foreign Country from 1923-24.
(a) Shown under "Other sorts of Drugs, etc." from 1924-25.

No. 15—continued

ARTICLES, AND COUNTRIES OF FINAL DESTINATION; ALSO SHARE OF EACH PROVINCE	QUANTITY					VALUE				
	1922-23	1923-24	1924-25	1925-26	1926-27	1922-23	1923-24	1924-25	1925-26	1926-27
Drugs and Medicines (excluding chemicals and narcotics)—continued						R	R	R	R	R
<i>Quinine Salts (III. C)—continued</i>						.				
<i>Quinine Sulphate or bisulphate—continued</i>										
<i>Others (III. C)—</i>	Lbs.	Lbs.	Lbs.	Lbs.	Lbs.					
United Kingdom	..	1,120	112	..	7	..	3,033	2,000	..	150
Other British Possessions	15	350	..	325
TOTAL BRITISH EMPIRE	15	1,120	112	..	7	350	3,033	2,325	..	150
JAVA	..	107	..	336	163	..	124	..	2,800	2,500
Other Foreign Countries	112	31	500	500
TOTAL FOREIGN COUNTRIES	112	107	..	336	163	500	124	..	2,800	2,500
<i>Share of Bengal</i>	112	1,120	112	336	139	500	3,033	600	2,500	2,500
<i>Bombay</i>	15	31	350	300
<i>Madras</i>	325
<i>Burma</i>	..	107	124	1,600
TOTAL	127	1,227	112	336	170	850	3,207	2,225	2,500	2,150
Other sorts of Drugs and Medicines (III. C)—										
United Kingdom	26,540	25,174	42,043	11,743	20,551
Aden and Dependencies	7,202	3,745	4,771	454	2,000
Mesopotamia	59,992	58,123	22,306	24,112	25,257
Bahrain Islands	2,100	2,906	4,368	4,910	4,322
Ceylon	24,859	23,201	26,222	19,955	20,352
Straits Settlements (including Labuan)	22,087	27,226	12,655	10,043	10,142
Federated Malay States	1,089	785	275
Hongkong	11,540	1,355	2,320	600	425
Egypt*	12,000
Zanzibar and Pemba	9,161	4,336	3,725	5,351	2,800
Kenya Colony	12,441	3,621	1,800	4,197	1,945
Tanganyika Territory	50	..	1,415	1,760	1,722
Anglo-Egyptian Sudan	715	4,071	1,050	250	..
Mauritius and Dependencies	166	3,612	..	60	..
Western Australia	5
South Australia (including Northern Territory)	512
Victoria	592
New South Wales
<i>Australian Commonwealth (Total)</i>	1,117	5
Other British Possessions	1,190	712	705	725	410
TOTAL BRITISH EMPIRE	2,12,244	1,89,806	1,29,521	1,05,376	1,17,274
Germany	6,317	2,745	22,520	15,146	10
Netherlands	22,202
France	4,750	15,650	3,725	1,200
Syria	830	500	..	1,010	1,097
Mascat Territory and Trucial Oman	4,226	10,052	11,042	7,242	4,721
Other Native States in Arabia	1,206	1,655	1,214	2,410	1,207
Persia	27,945	46,024	25,552	26,940	19,152
Java	1,522	..	140	1,152
Siam	1,200	4,354	3,572	520	4,995
China (exclusive of Hongkong and Macao)	200	..	100	2,044	2,040
Japan	15,022	22,972	300	12,141	6,921
Egypt*	2,325	4,140	3,575	2,640
Portuguese East Africa	1,200	1,206	500	1,422	722
United States of America—
<i>Via Atlantic Coast.</i>	22,022	10,200	5,222	12,761	700
Other Foreign Countries	715	517	1,605	95	427
TOTAL FOREIGN COUNTRIES	24,462	1,16,279	99,205	95,352	77,252

* Shown as a Foreign Country from 1923-24.

GENERAL EXPORTS

(864)

FOREIGN MERCHANDISE

No. 15—continued

ARTICLES, AND COUNTRIES OF FINAL DESTINATION: ALSO SHARE OF EACH PROVINCE	QUANTITY					VALUE				
	1922-23	1923-24	1924-25	1925-26	1926-27	1922-23	1923-24	1924-25	1925-26	1926-27
Drugs and Medicines (excluding chemicals and narcotics)—continued						R	R	R	R	R
Other sorts of Drugs and Medicines (III. D)—continued										
Share of Bengal	—	—	—	—	—	22,712	16,090	8,136	7,976	22,169
" Bombay	—	—	—	—	—	2,52,344	2,57,951	1,90,613	1,39,265	1,36,363
" Mad	—	—	—	—	—	11,611	6,327	16,479	37,421	3,722
" Madras	—	—	—	—	—	6,032	3,362	4,829	6,369	21,182
" Burma	—	—	—	—	—	14,108	16,355	9,880	9,198	5,233
TOTAL	—	—	—	—	—	3,06,807	3,06,085	2,23,876	2,00,729	1,95,127
Total value of Drugs and Medicines—										
United Kingdom	—	—	—	—	—	70,809	44,600	44,043	19,142	23,501
Aden and Dependencies	—	—	—	—	—	53,849	36,188	34,643	11,018	20,733
Mesopotamia	—	—	—	—	—	1,10,133	67,243	34,771	42,633	41,688
Bahrain Islands	—	—	—	—	—	3,272	9,514	9,573	7,533	5,747
Ceylon	—	—	—	—	—	93,103	95,021	46,013	51,771	75,332
Straits Settlements (including Labuan)	—	—	—	—	—	65,724	48,396	33,040	45,335	41,323
Federated Malay States	—	—	—	—	—	1,709	885	273
Hongkong	—	—	—	—	—	25,730	23,402	3,410	4,013	5,340
Egypt*	—	—	—	—	—	26,858
Natal	—	—	—	—	—	3,250	5,423	4,309	7,654	5,423
Zanzibar and Pemba	—	—	—	—	—	12,633	14,796	9,740	10,723	8,556
Kenya Colony	—	—	—	—	—	21,673	11,377	9,967	14,364	11,696
Tanganyika Territory	—	—	—	—	—	3,315	2,190	3,135	5,034	4,355
Anglo-Egyptian Sudan	—	—	—	—	—	17,627	11,753	9,465	3,373	2,616
Mauritius and Dependencies	—	—	—	—	—	33,550	27,335	17,549	14,544	17,561
British Guiana	—	—	—	—	—	190	732	..	1,139	1,719
Western Australia	—	—	—	—	—	..	5
South Australia (including Northern Territory)	—	—	—	—	—	513
Victoria	—	—	—	—	—	599
Australian Commonwealth (Total)	—	—	—	—	—	1,117	5
Other British Possessions	—	—	—	—	—	1,250	475	453	1,067	1,562
TOTAL BRITISH EMPIRE	—	—	—	—	—	5,66,342	3,93,005	2,70,621	2,41,341	2,39,443
Germany	—	—	—	—	—	6,817	3,935	23,530	15,146	1,760
Netherlands	—	—	—	—	—	22,203
France	—	—	—	—	—	..	4,750	15,659	3,725	1,800
Austria	—	—	—	—	—	5,950
Syria	—	—	—	—	—	5,779	2,212	2,900	2,430	6,527
Meskat Territory and Trucial Oman	—	—	—	—	—	22,333	27,234	24,664	13,543	3,672
Other Native States in Arabia	—	—	—	—	—	15,135	15,313	3,374	4,047	3,233
Poncia	—	—	—	—	—	1,49,791	1,05,095	52,454	52,629	43,533
Java	—	—	—	—	—	..	2,397	..	2,940	3,652
Siam	—	—	—	—	—	3,115	11,594	11,653	3,230	10,370
China (exclusive of Hongkong and Macao)	—	—	—	—	—	300	40	133	2,044	3,940
Japan	—	—	—	—	—	15,032	23,975	360	13,141	6,931
Egypt*	—	—	—	—	—	..	26,544	14,323	6,605	5,324
Portuguese East Africa	—	—	—	—	—	4,045	4,372	3,933	4,790	3,752
Reunion	—	—	—	—	—	260	320	..	1,160	30
Italian East Africa (Somaliland and Eritrea)	—	—	—	—	—	2,497	1,137	1,125	315	435
United States of America—										
Via Atlantic Coast	—	—	—	—	—	32,334	47,970	14,423	43,296	21,053
Other Foreign Countries	—	—	—	—	—	335	1,406	931	365	1,107
TOTAL FOREIGN COUNTRIES	—	—	—	—	—	3,03,823	2,33,844	1,60,932	1,30,605	1,55,072

* Shown as a Foreign Country from 1923-24.

No. 15—continued

ARTICLES, AND COUNTRIES OF FINAL DESTINATION; ALSO SHARE OF EACH PROVINCE	QUANTITY					VALUE				
	1922-23	1923-24	1924-25	1925-26	1926-27	1922-23	1923-24	1924-25	1925-26	1926-27
Drugs and Medicines (excluding chemicals and narcotics)—continued						R	R	R	R	R
<i>Total value of Drugs and medicines—continued.</i>										
Share of Bengal	—	—	—	—	—	69,302	59,056	26,196	31,573	21,749
„ Bombay	—	—	—	—	—	7,66,349	5,43,263	3,22,024	3,25,933	3,33,025
„ Sind	—	—	—	—	—	16,612	6,857	16,749	37,263	3,737
„ Madras	—	—	—	—	—	20,206	19,622	19,375	12,369	20,746
„ Burma	—	—	—	—	—	16,193	16,921	17,329	2,198	4,236
TOTAL						8,75,170	6,76,649	4,61,663	4,21,948	4,34,436
Dyeing and Tanning Substances—	Owts.	Owts.	Owts.	Owts.	Owts.					
Cochineal (III. E)—										
United Kingdom	72	9,056
Mesopotamia	133	14,630
TOTAL BRITISH EMPIRE	72	..	133	9,056	..	14,630
Persia	24	105	470	143	66	2,900	11,787	50,813	16,714	9,906
Share of Bombay	106	105	603	143	66	12,955	11,737	65,443	15,716	8,906
Cutch and Gambier (III. E)—	Owts.	Owts.	Owts.	Owts.	Owts.					
Adan and Dependences	29	24	16	12	16	1,815	1,170	1,066	800	708
Ceylon	22	65	79	1,108	2,940	3,456	..
Straits Settlements (including Labuan)	89	..	8	3,216	..	604
Natal	39	20	13	18	24	2,385	1,320	806	1,250	1,690
Zanzibar and Pemba	23	11	63	64	3	1,120	680	4,920	3,145	190
Kenya Colony	25	18	15	20	12	1,160	610	680	1,370	823
Tanganyika Territory	16	11	12	9	11	1,350	600	570	630	600
Other British Possessions	1	8	11	4	..	60	537	480	200	..
TOTAL BRITISH EMPIRE	222	109	229	206	76	10,626	6,325	11,895	10,381	4,097
Native States in Arabia other than Maskat Territory and Trucial Oman	23	..	5	4	7	1,425	..	270	220	303
Egypt	2	..	22	150	..	2,100
Other Foreign Countries	7	5	1	12	14	595	220	75	425	640
TOTAL FOREIGN COUNTRIES	30	5	8	16	43	2,020	220	495	645	3,043
Share of Bengal	3	109	..
„ Bombay	163	114	223	210	113	2,500	6,555	11,940	11,110	7,139
„ Madras	1	4	60	208	..
„ Burma	39	..	3	5	..	3,216	..	604	100	..
TOTAL	257	114	237	222	116	12,716	6,555	12,300	11,516	7,139
DYES OBTAINED FROM COAL TAR—	Lbs.	Lbs.	Lbs.	Lbs.	Lbs.					
Alizarine (III. E)—										
United Kingdom	3,408	..	112	3,596	..	100
Ceylon	1,414	960	1,181	2,552	2,320	2,202	368	608	1,737	1,646
TOTAL BRITISH EMPIRE	1,414	960	4,589	2,552	2,332	2,202	368	6,204	1,737	1,746
Germany	112	56,143	..	7,461	..	100	70,124	..	7,600	..
Czechoslovakia	18,670	8,544	..
Native States in Arabia other than Maskat Territory and Trucial Oman	672	2,000
Java	10,445	6,040	..
Other Foreign Countries	324	300	224	1,127	..	425	225	275	685
TOTAL FOREIGN COUNTRIES	112	57,144	300	21,800	1,127	100	72,609	225	22,459	685
Share of Bengal	7,725	4,160	..
„ Bombay	1,120	56,596	300	24,213	1,229	1,998	70,214	225	16,464	760
„ Sind	672	..	224	20	..	2,000	..	276	38
„ Madras	406	736	4,589	2,127	2,320	306	663	6,204	1,327	1,866
TOTAL	1,526	58,104	4,889	24,252	4,069	2,302	73,477	6,519	24,196	2,431

* Shown as a Foreign Country from 1923-24.

GENERAL EXPORTS

(866)

FOREIGN MERCHANDISE

No. 15—continued

ARTICLES, AND COUNTRIES OF FINAL DESTINATION; ALSO SHARE OF EACH PROVINCE	QUANTITY					VALUE				
	1922-23	1923-24	1924-25	1925-26	1926-27	1922-23	1923-24	1924-25	1925-26	1926-27
Dyeing and Tanning Substances—continued						R	R	R	R	R
DYES OBTAINED FROM COAL TAR—continued										
<i>Antine (III. E)—</i>	Lbs.	Lbs.	Lbs.	Lbs.	Lbs.					
United Kingdom	6,061	8,114	7,536	57	..	12,012	9,050	18,851	145	..
Aden and Dependencies	21,156	12,797	25,311	31,822	5,884	95,738	37,914	64,562	54,745	7,945
Mesopotamia	2,908	946	336	200	..	6,450	2,322	850	500	..
Bahrain Islands	1,954	3,840	1,710	1,770	5,806	7,360	6,410	4,830	3,900	9,845
Ceylon	24,152	9,236	21,694	10,689	17,033	84,647	21,309	30,850	22,861	31,454
Straits Settlements (including Labuan)	3,724	3,302	3,395	13,259	2,500	13,400	12,612	8,465	16,007	5,000
Zanzibar and Pemba	3,294	3,300	3,616	3,915	4,855	13,741	12,865	10,091	10,415	10,779
Kenya Colony	396	412	1,450	1,074	1,386	1,460	550	3,850	2,476	3,033
Tanganyika Territory	700	1,310	9,440	2,630	3,800	3,300	4,555	13,290	6,760	9,097
Victoria	1,123	2,246
<i>Australian Commonwealth (Total)</i>	1,123	2,246
Other British Possessions	38	56	200	862	7	100	85	400	1,234	20
TOTAL BRITISH EMPIRE	64,381	38,923	74,688	66,278	41,894	2,38,208	1,07,678	1,56,109	1,19,093	79,419
Germany	1,144	9,072	100,488	..	39	10,836	45,360	1,45,937	..	87
Netherlands	1,491	7,630	1,102	3,696	285	9,600	18,960	2,500	3,996	712
Belgium	15,680	6,464	62,642	1,14,500	15,850	1,24,991
France	..	112	1,168	..	47	..	300	2,550	..	55
Switzerland	1,060	3,700
Italy	2,880	162	4,989	3,190	450	9,238
Mascat Territory and Trucial Oman	1,696	3,124	2,708	2,661	2,574	5,837	12,315	7,019	5,854	6,020
Other Native States in Arabia	1,262	11,103	2,774	9,374	9,514	4,850	36,339	8,153	21,520	24,106
Perak	33,153	40,390	73,240	68,653	64,607	1,39,535	1,08,501	1,96,070	1,66,729	1,36,411
Java	672	400
Siam	14,050	91,475	35,056	24,615	16,625	22,011	2,04,612	50,769	67,350	33,250
Philippine Islands and Guam	..	525	1,250
China (excludes of Hong-kong and Macao)	6,275	77,374	2,019	45,313	91,240	2,327
Japan	71,672	13,283	3,094	55,285	4,000	2,35,535	41,838	10,816	1,31,439	10,000
Portuguese East Africa	100	1,212	975	1,312	1,024	300	1,650	2,155	1,364	1,371
Italian East Africa (Somaland and Eritrea)	..	4,320	..	150	16,568	..	440	..
United States of America—Via Atlantic Coast	3,058	29,372	13,552	1,273	..	22,400	61,362	37,933	4,105	..
Argentine Republic (including the Atlantic Coast of Patagonia)	1,341	9,530
TOTAL FOREIGN COUNTRIES	151,427	295,661	237,047	167,131	170,047	6,20,646	6,55,665	4,67,142	4,08,797	3,52,69
<i>Share of Bengal</i>	224	2,744	..	6,720	679	2,730	3,085	..	1,360	42
" <i>Bombay</i>	195,762	234,600	273,335	191,891	133,376	3,10,111	5,32,039	5,65,862	4,35,146	3,26,50
" <i>Sind</i>	5,233	5,433	940	2,340	2,136	22,197	16,316	2,460	5,415	4,89
" <i>Madras</i>	740	225	944	1,639	1,323	330	367	1,930	4,622	1,60
" <i>Burma</i>	13,349	91,527	36,166	30,379	19,305	22,326	2,05,937	53,169	31,447	33,63
TOTAL	216,308	334,564	311,335	233,459	211,941	8,58,854	7,63,243	6,23,251	5,27,890	4,32,11
<i>Others (III. E)—</i>	Lbs.	Lbs.	Lbs.	Lbs.	Lbs.					
TOTAL BRITISH EMPIRE	224	396
<i>Share of Madras</i>	224	396
Saffron (III. E)—	Lbs.	Lbs.	Lbs.	Lbs.	Lbs.					
Aden and Dependencies	2	329	108	233	212	250	340	162	1,376	54
Mesopotamia	608	308	1,324	770
Bahrain Islands	204	1,006	468	..	220	6,700	14,295	14,960	..	4,35
Straits Settlements (including Labuan)	718	717	1,604	1,076	1,293	3,479	5,433	16,030	9,272	4,21
Hongkong	460	1,110	445	496	436	10,160	44,340	14,160	33,717	15,51
Other British Possessions	154	3	19	224	759	1,335	115	192	575	1,21
TOTAL BRITISH EMPIRE	2,146	3,473	2,644	2,034	2,925	24,246	65,818	45,574	44,940	25,81

No. 15—continued

ARTICLES, AND COUNTRIES OF FINAL DESTINATION; ALSO SHARE OF EACH PROVINCE	QUANTITY					VALUE				
	1922-23	1923-24	1924-25	1925-26	1926-27	1922-23	1923-24	1924-25	1925-26	1926-27
Dyeing and Tanning Substances—continued										
Saffron (III. E)—continued	Lbs.	Lbs.	Lbs.	Lbs.	Lbs.	R	R	R	R	R
France	220	7,172	..
Mascat Territory and Trucial Oman	5,185	16,625	8,521	4,070	7,930	23,697	47,417	26,555	26,053	13,537
Other Native States in Arabia	108	410	1,124	54	200	4,300	2,640	6,493	1,420	2,600
Persia	..	540	20	..	210	..	1,012	3,000	..	2,240
Siam	..	264	196	200	100	..	920	1,220	6,000	350
Other Foreign Countries	..	21	20	4	2	..	705	720	185	10
TOTAL FOREIGN COUNTRIES	6,293	17,660	9,861	4,548	8,442	27,997	52,772	41,030	41,020	18,787
Share of Bombay	2,429	21,433	12,225	6,622	11,367	52,245	1,24,521	26,604	25,970	44,612
Other sorts (III. E)—	Cwts.	Cwts.	Cwts.	Cwts.	Cwts.					
United Kingdom	83	7	246	2,237	200	9,022
Palestine	81	2,000
Aden and Dependencies	163	543	220	124	200	18,056	25,042	10,900	9,690	17,297
Mesopotamia	120	155	46	3,267	9,391	675
Ceylon	95	8	21	14	30	5,035	515	1,021	545	1,594
Straits Settlements (including Labuan)	147	211	100	210	518	18,659	8,530	7,798	2,221	20,022
Hongkong	38	55	1,427	2,150
Egypt*	93	2,700
Anglo-Egyptian Sudan	..	26	38	1,000	1,070
Other British Possessions	6	14	6	9	7	455	260	220	440	210
TOTAL BRITISH EMPIRE	625	874	628	522	1,114	46,629	27,797	26,522	22,247	42,924
Germany	503	..	150	..	360	20,620	..	5,600	..	12,050
France	71	2,600
Syria	24	1,200
Smyrna	112	6,000
Native States in Arabia other than Mascat Territory and Trucial Oman	4	25	20	6	10	512	4,272	2,420	640	202
Persia	38	195	27	120	25	14,249	65,220	9,660	12,622	1,125
Siam	6	21	2	600	1,120	150
Japan	2	140	125	7,410
Egypt*	..	15	21	512	2,000
United States of America— Via Atlantic Coast	200	100	1	16	42	1,500	4,050	23	1,022	1,600
Other Foreign Countries	6	2	..	6	14	70	600	..	250	1,020
TOTAL FOREIGN COUNTRIES	291	358	358	210	662	29,026	76,084	26,922	17,229	28,170
Share of Bengal	..	10	9	..	20	2,210
" Bombay	1,507	1,222	972	722	1,767	77,450	1,12,766	62,272	46,276	74,276
" Madras	1	..	1	195	25	126
" Burma	2	7,100	26
TOTAL	1,516	1,232	979	722	1,776	84,655	1,12,821	62,502	46,576	77,104
Total value of Dyeing and Tanning Substances—										
United Kingdom	24,205	9,250	24,447	145	9,152
Palestine	2,000
Aden and Dependencies	1,15,259	64,026	70,229	66,611	26,622
Mesopotamia	2,274	2,022	19,297	9,991	675
Bahrain Islands	14,020	20,205	19,240	4,100	14,225
Ceylon	22,200	22,200	25,711	22,799	25,200
Straits Settlements (including Labuan)	22,754	26,520	22,747	22,560	22,247
Hongkong	11,647	46,490	14,120	22,717	15,526
Egypt*	2,700

* Shown as a Foreign Country from 1923-24.

GENERAL EXPORTS

(868)

FOREIGN MERCHANDISE

No. 15—continued

ARTICLES, AND COUNTRIES OF FINAL DESTINATION; ALSO SHARE OF EACH PROVINCE	QUANTITY					VALUE				
	1922-23	1923-24	1924-25	1925-26	1926-27	1922-23	1923-24	1924-25	1925-26	1926-27
Dyeing and Tanning Substances—continued						R	R	R	R	R
<i>Total value of Dyeing and Tanning Substances—continued</i>										
Natal	—	—	—	—	—	2,735	1,445	805	1,400	1,698
Zanzibar and Pemba	—	—	—	—	—	16,671	13,615	15,221	13,625	11,329
Kenya Colony	—	—	—	—	—	2,790	1,460	4,600	3,871	3,908
Tanganyika Territory	—	—	—	—	—	4,730	5,155	13,880	7,840	10,137
Anglo Egyptian Sudan	—	—	—	—	—	—	1,000	1,070	—	—
Victoria	—	—	—	—	—	—	—	—	—	2,246
<i>Australian Commonwealth (Total)</i>	—	—	—	—	—	—	—	—	—	2,246
Other British Possessions	—	—	—	—	—	590	187	480	1,509	50
TOTAL BRITISH EMPIRE	—	—	—	—	—	3,30,875	2,18,496	2,61,087	2,04,968	1,60,691
Germany	—	—	—	—	—	31,674	1,15,544	1,51,587	7,000	14,087
Netherlands	—	—	—	—	—	9,600	18,980	2,500	8,996	712
Belgium	—	—	—	—	—	1,14,500	15,350	—	—	1,24,991
France	—	—	—	—	—	—	300	2,550	7,172	2,655
Switzerland	—	—	—	—	—	—	—	—	—	3,700
Italy	—	—	—	—	—	—	—	3,415	450	9,958
Czechoslovakia	—	—	—	—	—	—	—	—	8,544	—
Syria	—	—	—	—	—	1,380	—	—	—	40
Smyrna	—	—	—	—	—	—	—	6,000	—	—
Mascat Territory and Trucial Oman	—	—	—	—	—	29,699	60,332	33,574	33,032	20,142
Other Native States in Arabia	—	—	—	—	—	11,153	51,260	21,348	24,010	27,384
Parisi	—	—	—	—	—	1,57,784	1,86,995	2,89,548	1,96,125	1,49,838
Java	—	—	—	—	—	—	—	—	6,040	400
Siam	—	—	—	—	—	22,611	2,06,672	52,149	73,853	33,600
Philippine Islands and Guam	—	—	—	—	—	—	1,250	—	—	—
China (exclusive of Hong-kong and Macao)	—	—	—	—	—	45,313	91,240	—	—	2,327
Japan	—	—	—	—	—	2,35,535	42,038	10,816	1,31,624	17,410
Egypt*	—	—	—	—	—	—	512	2,150	—	2,100
Portuguese East Africa	—	—	—	—	—	1,020	2,585	2,480	440	1,325
Italian East Africa (Somaliland and Eritrea)	—	—	—	—	—	—	16,568	—	2,289	—
United States of America—Vid Atlantic Coast	—	—	—	—	—	23,900	65,412	38,066	6,937	1,919
Argentine Republic (including the Atlantic Coast of Patagonia)	—	—	—	—	—	9,530	—	—	—	—
Other Foreign Countries	—	—	—	—	—	50	50	500	185	200
TOTAL FOREIGN COUNTRIES	—	—	—	—	—	6,93,749	3,75,088	5,86,623	5,05,894	4,13,238
Share of Bengal	—	—	—	—	—	4,726	3,175	—	5,600	2,330
“ Bombay	—	—	—	—	—	9,33,153	3,59,552	7,32,342	6,11,970	5,23,503
“ Sind	—	—	—	—	—	22,197	13,315	2,450	5,690	4,929
“ Madras	—	—	—	—	—	1,391	1,055	3,450	6,055	3,253
“ Burma	—	—	—	—	—	33,152	2,05,987	63,573	31,547	35,709
TOTAL	—	—	—	—	—	10,24,624	10,03,584	8,47,715	7,10,862	6,73,824
Earthenware and porcelain (including pipes of earthenware) (III. H)—										
United Kingdom	—	—	—	—	—	72,430	61,560	73,257	45,334	36,039
Aden and Dependencies	—	—	—	—	—	15,325	6,265	3,244	5,258	1,915
Mesonotania	—	—	—	—	—	99,440	71,701	47,735	26,835	32,100
Bahrain Islands	—	—	—	—	—	26,675	24,981	29,069	6,016	6,733
Maldives	—	—	—	—	—	—	52	1,270	80	—
Ceylon	—	—	—	—	—	2,756	4,446	3,535	7,327	4,304
Straits Settlements (including Labuan)	—	—	—	—	—	1,883	1,129	293	5,977	235
Egypt*	—	—	—	—	—	4,956	—	—	—	—
Natal	—	—	—	—	—	3,255	900	760	—	150

* Shown as a Foreign Country from 1923-24.

No. 15—continued

ARTICLES, AND COUNTRIES OF FINAL DESTINATION; ALSO SHARE OF EACH PROVINCE	QUANTITY					VALUE				
	1922-23	1923-24	1924-25	1925-26	1926-27	1922-23	1923-24	1924-25	1925-26	1926-27
Earthenware and porcelain (including pipes of earth- enware) (III. E)—continued						£	£	£	£	£
Zanzibar and Pemba	—	—	—	—	—	21,079	12,890	8,907	6,373	1,870
Kenya Colony	—	—	—	—	—	23,278	16,588	16,475	6,290	11,697
Tanganyika Territory	—	—	—	—	—	7,706	6,750	3,060	9,484	4,598
Anglo-Egyptian Sudan	—	—	—	—	—	3,000	180	125	1,800	..
Mauritius and Dependencies	—	—	—	—	—	34,329	17,710	10,557	12,694	5,640
Seychelles	—	—	—	—	—	1,200	2,178	2,752	2,030	2,121
Western Australia	—	—	—	—	—	..	120
Victoria	—	—	—	—	—	75
New South Wales	—	—	—	—	—	..	1,110
Australian Commonwealth (Total)	—	—	—	—	—	..	1,230	75
Other British Possessions	—	—	—	—	—	998	230	650	57	40
TOTAL BRITISH EMPIRE	—	—	—	—	—	2,22,794	2,20,510	1,96,754	1,36,053	1,07,617
Germany	—	—	—	—	—	1,550	100	205	745	48
Belgium	—	—	—	—	—	1,000	100
France	—	—	—	—	—	480	210	2,000	4,700	510
Austria	—	—	—	—	—	..	1,100
Mascat Territory and Trucial Oman	—	—	—	—	—	29,768	21,225	42,605	21,749	8,207
Other Native States in Arabia	—	—	—	—	—	40,905	45,750	29,223	23,118	14,729
Persia	—	—	—	—	—	67,596	99,510	1,81,449	1,04,831	67,529
Honjam Island	—	—	—	—	—	271	630	..	1,860	600
Slam	—	—	—	—	—	1,080
China (exclusive of Hong- kong and Macao)	—	—	—	—	—	..	500	..	1,000	585
Japan	—	—	—	—	—	180	755	870	2,530	467
Egypt*	—	—	—	—	—	..	4,000	700	5,950	..
Portuguese East Africa	—	—	—	—	—	9,456	14,542	4,196	5,467	2,741
Italian East Africa (Somali- land and Eritrea)	—	—	—	—	—	2,000	2,394	370	1,175	340
United States of America— Via Atlantic Coast	—	—	—	—	—	464	355	8,405	1,075	1,950
Other Foreign Countries	—	—	—	—	—	1,075	2,272	1,476	640	200
TOTAL FOREIGN COUNTRIES	—	—	—	—	—	1,55,605	1,93,624	2,67,773	1,74,858	67,890
Share of Bengal	—	—	—	—	—	9,367	9,751	6,656	19,227	2,906
" Bombay	—	—	—	—	—	4,11,535	3,71,512	4,22,449	2,51,008	1,76,126
" Sind	—	—	—	—	—	20,340	10,921	7,316	8,002	6,912
" Madras	—	—	—	—	—	22,978	23,442	11,626	20,212	10,302
" Burma	—	—	—	—	—	11,122	8,408	8,510	10,257	11,200
TOTAL	—	—	—	—	—	4,84,899	4,24,134	4,66,527	2,10,012	2,05,507
Electrop'ated-ware (III. D)										
United Kingdom	—	—	—	—	—	51,826	1,17,821	45,167	50,648	48,247
Ceylon	—	—	—	—	—	4,633	15	..	250	520
Straits Settlements (includ- ing Labuan)	—	—	—	—	—	4,696	685
Cape of Good Hope	—	—	—	—	—	3,000	1,759	..
Natal	—	—	—	—	—	1,825	..	20
Kenya Colony	—	—	—	—	—	355	780	..	4	2,000
South Australia (including Northern Territory)	—	—	—	—	—	..	4,000
New South Wales	—	—	—	—	—	375	960	209
Australian Commonwealth (Total)	—	—	—	—	—	375	4,960	209
Other British Possessions	—	—	—	—	—	840	652	640	360	210
TOTAL BRITISH EMPIRE	—	—	—	—	—	94,110	1,24,228	51,827	59,035	51,822
Germany	—	—	—	—	—	4,250	11,418
France	—	—	—	—	—	2,250	918	2,725	2,200	900
Italy	—	—	—	—	—	355	1,400	..
Greece	—	—	—	—	—	1,800
Persia	—	—	—	—	—	4,848	450
Java	—	—	—	—	—	2,901	..	140
Siam	—	—	—	—	—	7,750
Portuguese East Africa	—	—	—	—	—	1,150	630
Other Foreign Countries	—	—	—	—	—	165	920	1,476	150	622
TOTAL FOREIGN COUNTRIES	—	—	—	—	—	23,919	18,716	3,941	4,900	2,202

* Shown as a Foreign Country from 1922-23.

GENERAL EXPORTS

(870)

FOREIGN MERCHANDISE

No. 15—continued

ARTICLES, AND COUNTRIES OF FINAL DESTINATION; ALSO SHARE OF EACH PROVINCE	QUANTITY					VALUE				
	1922-23	1923-24	1924-25	1925-26	1926-27	1922-23	1923-24	1924-25	1925-26	1926-27
Electroplated-ware (III. D)— <i>continued</i>						R	R	R	R	R
Share of Bengal	—	—	—	—	—	10,824	32,282	1,009	400	2,989
„ Bombay	—	—	—	—	—	64,629	68,093	31,191	38,778	21,760
„ Sind	—	—	—	—	—	6,526	4,053	6,800	265	305
„ Madras	—	—	—	—	—	24,780	38,228	8,787	22,007	21,040
„ Burma	—	—	—	—	—	21,371	7,288	8,990	2,500	7,951
TOTAL	—	—	—	—	—	1,18,029	1,37,944	55,768	63,985	54,034
Fireworks (III. V)—										
Mesopotamia	—	—	—	—	—	13,828	1,210	1,425	..	380
Zanzibar and Pemba	—	—	—	—	—	250	750	2,115	3,072	6,065
Kenya Colony	—	—	—	—	—	8,250	1,225	4,440	3,877	8,581
Tanganyika Territory	—	—	—	—	—	597	740	1,460
Other British Possessions	—	—	—	—	—	1,200	778	682	365	1,221
TOTAL BRITISH EMPIRE	—	—	—	—	—	24,095	3,963	8,662	8,654	17,707
Germany	—	—	—	—	—	3,000	15,827	925
Native States in Arabia other than Maskat Territory and Trucial Oman	—	—	—	—	—	1,405	1,640	600	150	385
Other Foreign Countries	—	—	—	—	—	2,322	840	935	1,485	799
TOTAL FOREIGN COUNTRIES	—	—	—	—	—	3,727	2,480	4,535	17,462	2,059
Share of Bengal	—	—	—	—	—	700
„ Bombay	—	—	—	—	—	27,122	6,565	10,197	26,016	19,691
„ Sind	—	—	—	—	—	..	378	..	100	75
„ Madras	—	—	—	—	—	3,000
TOTAL	—	—	—	—	—	27,822	6,443	13,197	26,116	19,766
Fish (excluding canned fish)—										
Fish, dry, unsalted (I. A)— (a)	Cwts.	Cwts.								
United Kingdom	88	..	—	—	—	1,760	..	—	—	—
Ceylon	290	..	—	—	—	1,938	..	—	—	—
Other British Possessions	34	10	—	—	—	1,115	200	—	—	—
TOTAL BRITISH EMPIRE	412	10	—	—	—	4,808	200	—	—	—
TOTAL FOREIGN COUNTRIES	28	1	—	—	—	2,057	25	—	—	—
Share of Bombay	352	11	—	—	—	4,295	225	—	—	—
„ Burma	88	..	—	—	—	2,570	..	—	—	—
TOTAL	440	11	—	—	—	6,865	225	—	—	—
Fish, dry, salted (I. A)—(a)	Cwts.	Cwts.								
Ceylon	644	..	—	—	—	7,690	..	—	—	—
Share of Bombay	644	..	—	—	—	7,690	..	—	—	—
Fish, dry, salted and unsalted (I. A)—			Cwts.	Cwts.	Cwts.					
Ceylon	—	—	189	—	—	4,685
Natal	—	—	5	41	..	—	—	800	1,165	..
Mauritius and Dependencies	—	—	..	237	..	—	—	..	6,010	..
Other British Possessions	—	—	..	5	..	—	—	..	150	..
TOTAL BRITISH EMPIRE	—	—	5	283	189	—	—	800	7,325	4,685
Native States in Arabia other than Maskat Territory and Trucial Oman	—	—	31	—	—	217
China (exclusive of Hong-kong and Macao)	—	—	62	—	—	3,000
TOTAL FOREIGN COUNTRIES	—	—	62	..	31	—	—	3,000	..	217
Share of Bombay	—	—	5	233	34	—	—	300	7,325	2,760
„ Sind	—	—	31	—	—	317
„ Madras	—	—	65	—	—	1,935
„ Burma	—	—	62	—	—	3,000
TOTAL	—	—	67	283	170	—	—	3,800	7,325	4,902

(a) Shown under one head "Fish, dry, salted and unsalted" from 1924-25.

No. 15—continued

ARTICLES, AND COUNTRIES OF FINAL DESTINATION; ALSO SHARE OF EACH PROVINCE	QUANTITY					VALUE				
	1922-23	1923-24	1924-25	1925-26	1926-27	1922-23	1923-24	1924-25	1925-26	1926-27
						Rs.	Rs.	Rs.	Rs.	Rs.
Fish (excluding canned fish) <i>—continued</i>										
Fishmaws and Sharkfins (I. A)—										
United Kingdom	Cwts. 430	Cwts. 508	Cwts. 512	Cwts. 397	Cwts. 512	1,24,500	1,50,650	1,57,901	1,22,000	1,02,500
Straits Settlements (including Labuan)	19	1,000
Hongkong	5,270	4,845	2,761	2,897	2,387	10,76,025	9,91,990	5,96,415	5,27,225	4,32,075
TOTAL BRITISH EMPIRE	5,700	5,353	3,273	3,294	2,919	12,01,125	11,42,640	7,44,316	6,49,225	5,35,575
China (exclusive of Hongkong and Macao)	7	27	700	4,125
Share of Bengal	24	1,000
" Bombay	5,700	5,353	3,273	3,294	2,896	12,01,125	11,42,640	7,44,316	6,33,950	5,35,075
" Burma	7	19	700	1,000
TOTAL	5,700	5,360	3,273	3,321	2,919	12,01,125	11,43,340	7,44,316	6,53,950	5,36,575
TOTAL FISH (excluding CANNED FISH)										
United Kingdom	Cwts. 512	Cwts. 508	Cwts. 512	Cwts. 397	Cwts. 512	1,26,360	1,50,650	1,57,901	1,22,000	1,02,500
Ceylon	924	139	9,623	4,685
Straits Settlements (including Labuan)	19	1,000
Hongkong	5,270	4,855	2,761	2,897	2,387	10,76,025	9,92,190	5,96,415	5,27,225	4,32,075
Natal	3	5	42	150	300	1,105
Mauritius and Dependencies	237	9,010
Other British Possessions	21	5	965	150
TOTAL BRITISH EMPIRE	5,756	5,363	3,278	3,577	3,058	12,13,023	11,42,840	7,44,616	6,57,150	5,00,200
China (exclusive of Hongkong and Macao)	7	62	27	700	3,000	4,125
Japan	4	1,247
Other Foreign Countries	24	1	31	610	25	217
TOTAL FOREIGN COUNTRIES	28	8	62	27	31	2,057	725	3,000	4,125	217
Share of Bengal	24	1,000
" Bombay	5,696	5,364	3,278	3,604	2,870	12,13,119	11,42,865	7,44,616	6,57,375	5,00,225
" Sind	31	217
" Madras	55	1,995
" Burma	28	7	62	19	2,070	700	3,000	1,990
TOTAL	5,784	5,371	3,340	3,604	3,089	12,15,080	11,43,565	7,47,616	6,61,375	5,00,477
Fruits and Vegetables										
Fresh fruits and vegetables (I. B)—										
Aden and Dependencies	240	1,200
Mesopotamia	360	14,433
British Guiana	2,600
Other British Possessions	335	40	462	2,184
TOTAL BRITISH EMPIRE	335	40	1,062	20,317
Maskat Territory and Trucial Oman	947	1,765
Persia	2,875	5,018
Hojam Island	300	5,541	26,978
Other Foreign Countries	275	25	36
TOTAL FOREIGN COUNTRIES	275	325	9,399	33,761
Share of Bengal	2,600
" Bombay	600	368	10,925	43,028
" Sind	2,548
" Madras	10	36
TOTAL	610	368	10,961	54,078

GENERAL EXPORTS

(872)

FOREIGN MERCHANDISE

No. 15—continued

ARTICLES, AND COUNTRIES OF FINAL DESTINATION; ALSO SHARE OF EACH PROVINCE	QUANTITY					VALUE				
	1922-23	1923-24	1924-25	1925-26	1926-27	1922-23	1923-24	1924-25	1925-26	1926-27
Fruits and Vegetables <i>continued</i> <i>Fruits and vegetables: dried, salted, or preserved—</i>										
Dates (L. B.)—	Tons	Tons	Tons	Tons	Tons					
Aden and Dependencies	2	107	..	566	21,265	12
Bahrain Islands	1	24	..	200	5,760	..
Maldives	3	3	6	2	2	360	600	1,230	216	324
Ceylon	27	165	93	140	47	7,853	34,649	24,165	23,092	14,039
Straits Settlements (including Labuan)	597	1,637	534	525	394	1,47,849	2,12,731	74,755	89,940	65,692
Hongkong	6	2	8	130	..	2,280	2,230
Natal	8	17	5	1	..	4,017	7,305	1,797	1,295	177
Kenya Colony	14	18	7	15	5	4,095	5,077	2,452	6,070	1,845
Tanganyika Territory	3	8	1	3	90	520	1,700	375	3,405
Anglo-Egyptian Sudan	204	36	81,637	34,485	160	..
Mauritius and Dependencies	1	17	2	4	2	502	6,205	715	890	1,060
Other British Possessions	3	3	2	2	3	704	699	1,294	718	1,105
TOTAL BRITISH EMPIRE	656	2,062	743	827	463	1,66,244	3,49,603	1,42,598	1,51,461	1,20,009
Maakat Territory and Trucial Oman	17	..	23	112	2	3,350	25,361	500
Other Native States in Arabia	234	49	298	330	..	3,163	5,324	34,751
Persia	7	1,120	..	62,560	..	100
Java	9	1	..	2,670	100	..	427	60
Egypt*	4	292	103	..	9	540	39,123	12,742
Portuguese East Africa	16	19	8	11	11	4,178	5,763	2,359	3,747	3,133
Madagascar	3	1	2	..	12	338	120	695	..	1,300
Other Foreign Countries	2	..	1	1	1	1,098	255	555	350	415
TOTAL FOREIGN COUNTRIES	53	20	322	465	427	13,084	6,247	69,872	73,832	53,355
<i>Share of Bengal</i>	3	5	2	2,974	3,099	15	18	2,300
" <i>Bombay</i>	637	2,065	336	948	537	1,74,120	3,50,530	1,93,337	1,79,672	1,35,932
" <i>Sind</i>	13	9	169	342	298	1,962	1,366	19,115	46,261	34,695
" <i>Madras</i>	1	3	..	2	3	272	355	43	342	463
TOTAL	709	2,082	1,065	1,292	890	1,70,323	3,55,850	2,12,465	2,25,293	1,73,365
Other sorts (L. B.)—	Tons	Tons	Tons	Tons	Tons					
United Kingdom	5,091	826	368	149	433	67,43,157	9,04,476	2,75,171	1,76,350	2,23,305
Aden and Dependencies	3	10	14	21	2	5,900	8,414	13,439	16,335	3,225
Mesopotamia	13	16	16	55	4	4,745	9,626	8,592	27,329	3,059
Bahrain Islands	3	10	5	1	150	5,335	6,368	3,300	475
Ceylon	36	123	149	166	119	86,377	1,02,751	1,09,099	1,43,643	96,336
Straits Settlements (including Labuan)	121	139	130	161	163	1,36,061	1,21,332	1,27,500	1,39,944	1,49,363
Hongkong	315	463	327	374	310	1,86,633	2,93,306	1,93,551	1,86,695	1,72,157
Egypt*	127	1,52,321
Natal	6	6	5	3	5	7,667	3,730	6,093	6,307	6,050
Zanzibar and Pemba	16	27	23	32	18	31,122	37,430	41,314	49,397	34,259
Kenya Colony	23	29	29	39	35	34,275	37,705	34,705	50,507	52,319
Tanganyika Territory	6	3	10	10	11	10,702	3,905	11,330	14,319	14,327
Anglo-Egyptian Sudan	2	4	4	3	2	2,800	4,070	3,400	3,520	2,935
Mauritius and Dependencies	9	13	9	14	13	10,373	13,507	9,365	12,455	11,070
Seychelles	1	1	1	..	175	1,070	1,600	730	940
Victoria	1	1,600
<i>Australian Commonwealth (Total)</i>	7	1,600
Other British Possessions	2	1	430	1,443	267	140	610
TOTAL BRITISH EMPIRE	5,819	1,673	1,095	1,093	1,172	74,19,843	15,58,250	8,42,339	8,37,325	8,71,994
Germany	1	..	43	27	19	750	..	44,203	41,990	19,319
Netherlands	10	12,130	195
Belgium	46	..	9	23	5	63,500	..	14,409	31,940	6,120
France	56	166	33	300	425	61,275	2,23,107	43,346
Italy	2	7	16	3	..	3,030	10,473	15,600	4,400
Austria	5	7	5,000	2,310

* Shown as a Foreign Country from 1923-24.

No. 15—continued

ARTICLES, AND COUNTRIES OF FINAL DESTINATION; ALSO SHARE OF EACH PROVINCE	QUANTITY					VALUE				
	1922-23	1923-24	1924-25	1925-26	1926-27	1922-23	1923-24	1924-25	1925-26	1926-27
Fruits and Vegetables— <i>continued</i> <i>Fruits and vegetables: dried, salted, or preserved—</i> <i>continued</i> Othersorts (L. B)— <i>continued</i>	Tons	Tons	Tons	Tons	Tons	R	R	R	R	R
Syria	30	11	6	..	1	24,150	12,300	6,750	..	500
Maskat Territory and Trucial Oman
Other Native States in Arabia	2	3	7	4	..	2,730	2,470	5,007	2,475	335
Persia	1	..	1	1	100	1,110	1,003	700	1,030
Java	1	4	1	3	240	750	7,114	555	2,377
Siam	3	4	4	..	2	4,665	5,945	4,210	2,900	2,070
China (exclusive of Hong- kong and Macao)	2	1	..	3	1	4,051	2,430	140	2,250	630
Japan	4	8,514	7	150	60	650
Egypt*	257	442	322	105	..	1,75,924	2,73,414	1,63,107	1,09,445
Portuguese East Africa	3	4	2	6	5	6,030	5,795	2,562	6,554	6,501
Madagascar	1	1	..	200	200	1,103	425	105
United States of America— Via Atlantic Coast	03	3	55	56	4	1,76,609	2,250	1,02,240	22,905	6,850
Other Foreign Countries	275	325	710	1,230	595
TOTAL FOREIGN COUNTRIES	184	288	645	702	284	2,02,709	2,19,503	5,40,256	6,01,024	2,74,078
<i>Share of Bengal</i>	<i>29</i>	<i>39</i>	<i>..</i>	<i>2</i>	<i>4</i>	<i>22,547</i>	<i>61,025</i>	<i>316</i>	<i>1,120</i>	<i>2,312</i>
" <i>Bombay</i>	<i>3,585</i>	<i>1,167</i>	<i>974</i>	<i>1,109</i>	<i>201</i>	<i>42,95,019</i>	<i>9,62,197</i>	<i>2,16,946</i>	<i>11,11,742</i>	<i>7,42,125</i>
" <i>Sind</i>	<i>2,329</i>	<i>702</i>	<i>766</i>	<i>614</i>	<i>551</i>	<i>23,94,544</i>	<i>7,52,523</i>	<i>4,66,795</i>	<i>3,76,226</i>	<i>3,92,426</i>
" <i>Madras</i>	<i>..</i>	<i>..</i>	<i>..</i>	<i>..</i>	<i>..</i>	<i>67</i>	<i>..</i>	<i>..</i>	<i>3</i>	<i>..</i>
" <i>Burma</i>	<i>..</i>	<i>3</i>	<i>..</i>	<i>..</i>	<i>..</i>	<i>175</i>	<i>250</i>	<i>..</i>	<i>..</i>	<i>157</i>
TOTAL	6,003	1,961	1,740	1,735	1,455	77,22,352	17,77,758	12,82,095	14,89,750	11,46,078
Total value of Fruits and Ve- getables—										
United Kingdom	—	—	—	—	—	67,48,237	9,04,546	2,75,225	1,70,205	2,24,425
Aden and Dependencies	—	—	—	—	—	6,166	2,414	12,429	22,240	4,422
Mesopotamia	—	—	—	—	—	4,745	9,622	2,592	22,120	17,492
Bahrain Islands	—	—	—	—	—	550	5,225	6,242	9,622	1,205
Maldives	—	—	—	—	—	540	1,505	1,227	200	224
Ceylon	—	—	—	—	—	94,140	1,27,400	1,22,204	1,71,040	1,10,729
Straits Settlements (including Labuan)	—	—	—	—	—	2,24,025	2,24,163	2,02,255	2,79,224	2,42,560
Hongkong	—	—	—	—	—	1,06,646	2,02,422	1,22,551	1,22,975	1,74,427
Egypt*	—	—	—	—	—	1,52,221	—	—	—	—
Natal	—	—	—	—	—	11,024	16,025	7,225	7,222	6,227
Zanzibar and Pemba	—	—	—	—	—	21,472	27,545	41,220	49,712	24,724
Kenya Colony	—	—	—	—	—	22,270	42,722	27,127	56,277	22,414
Tanganyika Territory	—	—	—	—	—	10,792	9,425	12,220	14,224	17,642
Anglo-Egyptian Sudan	—	—	—	—	—	2,200	22,707	27,225	2,220	2,022
Mauritius and Dependencies	—	—	—	—	—	11,275	19,712	10,270	12,245	12,150
Seychelles	—	—	—	—	—	215	1,270	2,125	1,020	1,200
British Guiana	—	—	—	—	—	2,520
Victoria	—	—	—	—	—	1,500
<i>Australian Commonwealth (Total)</i>	<i>..</i>	<i>..</i>	<i>..</i>	<i>..</i>	<i>..</i>	<i>1,200</i>	<i>..</i>	<i>..</i>	<i>..</i>	<i>..</i>
Other British Possessions	—	—	—	—	—	424	202	160	63	610
TOTAL BRITISH EMPIRE	75,26,222	19,07,222	9,22,272	10,40,249	10,12,220
Germany	—	—	—	—	—	224	..	44,206	42,026	19,219
Netherlands	—	—	—	—	—	12,120	195
Belgium	—	—	—	—	—	62,500	..	14,409	21,240	6,120
France	—	—	—	—	—	272	495	61,275	2,22,107	42,225
Italy	—	—	—	—	—	..	2,020	10,472	12,600	4,400
Austria	—	—	—	—	—	5,000	2,210
Syria	—	—	—	—	—	24,150	12,300	6,750	..	700
Maskat Territory and Trucial Oman	—	—	—	—	—	2,295	222	6,075	22,542	2,205
Other Native States in Arabia	—	—	—	—	—	2,225	2,470	62,255	7,790	22,022

* Shown as a Foreign Country from 1922-24.

GENERAL EXPORTS

FOREIGN MERCHANDISE

(874)

No. 15—continued

ARTICLES, AND COUNTRIES OF FINAL DESTINATION; ALSO SHARE OF EACH PROVINCE	QUANTITY					VALUE				
	1922-23	1923-24	1924-25	1925-26	1926-27	1922-23	1923-24	1924-25	1925-26	1926-27
Fruits and Vegetables—con- cluded						R	R	R	R	R
Total value of Fruits and Vegetables—continued										
Persia	—	—	—	—	—	1,220	1,110	1,008	4,143	6,148
Benjam Island	—	—	—	—	—	300	5,541	26,978
Java	—	—	—	—	—	2,910	850	7,114	1,082	2,487
Siam	—	—	—	—	—	4,865	7,070	4,810	2,900	3,110
China (exclusive of Hong- kong and Macao)	—	—	—	—	—	5,008	2,460	655	3,500	654
Japan	—	—	—	—	—	3,514	7	150	60	650
Egypt*	—	—	—	—	—	—	1,78,933	2,78,954	2,01,320	1,82,187
Portuguese East Africa	—	—	—	—	—	10,258	11,558	6,221	10,301	9,779
Madagascar	—	—	—	—	—	538	320	1,800	425	1,765
United States of America— Via Atlantic Coast	—	—	—	—	—	1,76,602	2,250	1,02,249	89,006	6,850
Other Foreign Countries	—	—	—	—	—	275	365	750	1,280	746
TOTAL FOREIGN COUNTRIES	—	—	—	—	—	8,16,068	2,25,750	6,10,456	6,85,655	8,61,195
Share of Bengal	—	—	—	—	—	35,521	64,126	329	1,128	7,114
" Bombay	—	—	—	—	—	44,69,739	13,13,724	11,09,641	13,01,335	9,27,216
" Sind	—	—	—	—	—	33,96,506	7,54,449	4,85,910	4,23,087	4,28,587
" Madras	—	—	—	—	—	349	355	48	381	472
" Burma	—	—	—	—	—	175	950	127
TOTAL	—	—	—	—	—	79,02,290	21,83,003	15,95,928	17,26,004	18,73,516
Furniture and Cabinet- ware (III. G)—										
United Kingdom	—	—	—	—	—	83,958	1,10,047	67,659	48,090	41,105
Palestine	—	—	—	—	—	80	..	1,000
Aden and Dependencies	—	—	—	—	—	1,515	520	350	5,240	5,809
Mesopotamia	—	—	—	—	—	13,137	27,147	2,847	5,097	10,812
Bahrain Islands	—	—	—	—	—	1,875	1,177	2,777	..	590
Ceylon	—	—	—	—	—	4,482	1,847	2,355	3,313	2,849
Straits Settlements (includ- ing Labuan)	—	—	—	—	—	258	323	2,400	1,761	13,305
Hongkong	—	—	—	—	—	1,008	2,375
Egypt*	—	—	—	—	—	6,600
Cape of Good Hope	—	—	—	—	—	..	375	500	1,575	..
Keeya Colony	—	—	—	—	—	341	1,150	3,040	3,254	2,022
Tanganyika Territory	—	—	—	—	—	350	1,001	380
Mauritius and Dependencies	—	—	—	—	—	380	2,510	750	250	100
South Australia (including Northern Territory)	—	—	—	—	—	1,660	..
Victoria	—	—	—	—	—	2,500	300
New South Wales	—	—	—	—	—	..	375	..	350	..
Australian Commonwealth (Total)	—	—	—	—	—	2,500	676	..	2,010	..
Other British Possessions	—	—	—	—	—	990	590	696	1,288	540
TOTAL BRITISH EMPIRE	—	—	—	—	—	97,392	1,50,227	83,374	71,878	78,552
Germany	—	—	—	—	—	1,090	5	540	..	6,400
France	—	—	—	—	—	5,150	774	390	300	2,455
Italy	—	—	—	—	—	..	2,710	3,190	25,178	315
Turkey, European	—	—	—	—	—	3,950	1,000	..
Mascat Territory and Trucial Oman	—	—	—	—	—	391	339	1,740	373	302
Other Native States in Arabia	—	—	—	—	—	3,200	260	2,141	605	500
Persia	—	—	—	—	—	1,98,173	2,41,235	54,952	58,837	13,224
Siam	—	—	—	—	—	1,080	..	603	..	85
Indo China (including Cochin China, Cambodia, Annam, Tonkin and French leased territories in China).	—	—	—	—	—	3,500
Japan	—	—	—	—	—	400	4,925	..	32	2,586
Egypt*	—	—	—	—	—	..	700	1,160	600	95
Portuguese East Africa	—	—	—	—	—	3,488	1,285	604	337	1,162
Italian East Africa (Somali- land and Eritrea)	—	—	—	—	—	1,920	15

* Shown as a Foreign Country from 1923-24.

No. 15—continued

ARTICLES, AND COUNTRIES OF FINAL DESTINATION; ALSO SHARE OF EACH PROVINCE	QUANTITY					VALUE				
	1922-23	1923-24	1924-25	1925-26	1926-27	1922-23	1923-24	1924-25	1925-26	1926-27
Furniture and Cabinet- ware (III. G)—continued						R	R	R	R	R
United States of America—										FC 7
V4 Atlantic Coast						2,030	4,223	100	3,000	3,570
" Pacific "						"	"	"	"	100
Other Foreign Countries						1,788	1,080	450	1,261	96
TOTAL FOREIGN COUNTRIES						3,187	5,303	550	4,261	3,666
Share of Bengal						6,041	12,637	7,344	8,211	15,732
" Bombay						3,73,925	3,62,649	66,107	1,37,642	85,534
" Sind						11,335	12,642	20,790	7,735	13,573
" Madras						12,739	17,925	15,962	8,640	8,828
" Burma						5,007	2,128	2,637	7,372	6,338
TOTAL						9,167	4,07,828	1,22,320	1,64,458	1,30,221
Glass and Glassware— Beads and false pearls (III. H)—										
	Cwts.	Cwts.	Cwts.	Cwts.	Cwts.					
United Kingdom				26	1	5	"	"	4,324	120
Aden and Dependencies	15	25	14	1	"	2,175	5,150	1,040	60	"
Mesopotamia	62	162	116	32	41	16,548	17,224	15,121	8,630	5,228
Ceylon	33	35	12	5	11	7,878	3,680	2,220	703	1,215
Straits Settlements (includ- ing Labuan)	16	17	10	8	10	2,197	5,612	4,227	2,124	1,779
Federated Malay States	9	7	8	7	15	1,539	2,327	2,046	1,902	2,697
Hongkong				3	19	"	"	"	880	2,250
Zanzibar and Pemba	40	19	84	55	26	7,522	2,327	11,002	6,920	2,300
Kenya Colony	60	160	177	224	50	15,645	23,980	14,656	15,229	2,040
Tanganyika Territory	11	63	123	131	54	1,975	6,258	11,216	7,200	2,805
Anglo-Egyptian Sudan				9	"	"	"	"	1,060	"
Mauritius and Dependencies	35	14	17	1	1	7,475	2,845	2,500	1,220	180
Fiji Islands			1	5	12	"	"	255	761	1,053
Other British Possessions	6	2	2	0	6	1,177	245	200	700	530
TOTAL BRITISH EMPIRE	287	494	560	515	253	61,661	71,259	67,211	46,312	27,258
Germany		95	1	"	11	"	7,709	1,478	"	1,130
Italy		"	23	61	57	"	"	11,179	2,610	5,753
Maskat Territory and Trucial Oman	1	7	7	23	11	156	995	550	1,070	1,575
Other Native States in Arabia	18	2	2	13	19	2,400	300	300	1,600	1,695
Persia	31	62	144	163	22	8,065	9,846	20,608	18,938	5,791
Japan	9	16	"	"	22	2,342	5,339	"	"	2,000
Portuguese East Africa	212	182	195	117	66	34,314	27,422	22,058	9,151	3,296
French Somaliland				"	16	"	"	"	"	1,000
Other Foreign Countries				9	1	"	"	"	940	40
TOTAL FOREIGN COUNTRIES	271	364	372	336	251	49,177	61,761	62,168	36,304	24,130
Share of Bengal	12	3	13	5	70	2,792	621	8,060	726	7,531
" Bombay	523	741	895	803	600	1,03,227	1,07,520	1,07,210	72,571	37,115
" Sind		11	7	21	22	120	8,628	4,277	769	1,400
" Madras	23	38	21	72	22	4,659	2,144	8,842	8,540	5,226
TOTAL	558	858	941	901	506	1,10,258	1,22,020	1,29,279	82,616	51,382

GENERAL EXPORTS

(876)

FOREIGN MERCHANDISE

No. 15—continued

ARTICLES, AND COUNTRIES OF FINAL DESTINATION; ALSO SHARE OF EACH PROVINCE	QUANTITY					VALUE				
	1923-23	1923-24	1924-25	1925-26	1926-27	1923-23	1923-24	1924-25	1925-26	1926-27
	Gross	Gross	Gross	Gross	Gross	R	R	R	R	R
Glass and Glassware—con-										
<i>tinued</i>										
<i>Bottles (III. H)—</i>										
United Kingdom	74	32	1	5	84	1,108	376	50	68	2,58
Aden and Dependencies	1,754	415	1,275	1,289	411	9,890	3,292	3,280	16,840	2,71
Mesopotamia	305	393	755	1,102	741	4,052	3,499	4,935	3,585	3,62
Bahrain Islands	49	225	512	302	96	2,935	4,420	6,030	1,950	1,27
Ceylon	170	192	204	587	439	1,779	2,060	1,754	5,575	4,90
Straits Settlements (includ- ing Labuan)	100	51	34	1,000	502	74
Natal	290	84	1,200	1,250
Zanzibar and Pemba	93	31	1,132	171	123	1,810	810	4,225	1,050	1,61
Kenya Colony	5	257	119	523	66	137	1,127	1,435	2,080	1,45
Tanganyika Territory	181	57	383	225	213	950	1,225	2,330	945	1,34
Other British Possessions	2	18	133	93	36	135	194	954	720	261
TOTAL BRITISH EMPIRE	2,923	1,704	4,614	4,353	2,243	24,041	23,253	31,043	33,310	20,761
Maskat Territory and Trucial Oman	33	133	270	307	105	1,560	4,215	2,476	2,191	1,044
Other Native States in Arabia	194	307	209	392	243	610	1,420	1,420	1,265	1,101
Persia	16	98	402	181	92	1,031	5,234	5,733	2,305	1,100
Other Foreign Countries	310	10	55	65	299	1,037	520	1,265	1,150	923
TOTAL FOREIGN COUNTRIES	553	543	936	895	744	4,233	11,449	10,894	7,411	4,171
Share of Bengal	300	39	219	732	766	435
.. Bombay	3,153	2,120	3,353	5,179	2,611	26,705	27,652	37,780	41,700	20,771
.. Sind	12	37	59	12	11	730	6,231	2,300	572	502
.. Madras	11	6	10	21	34	67	43	137	197	325
.. Burma	123	36	67	5	75	1,250	252	2,343
TOTAL	3,431	2,252	5,550	5,243	2,992	23,279	34,702	41,937	42,721	24,933
Sheet and plate (III. H)										
Aden and Dependencies	1,284	600	200	2,905	150	615	300	80	1,030	50
Mesopotamia	9,470	4,900	3,736	9,770	12,155	3,133	2,360	4,368	3,863	4,901
Bahrain Islands	4,540	3,540	4,260	4,625	12,857	1,660	1,893	2,139	2,296	12,690
Zanzibar and Pemba	2,300	525	1,204	300	..	1,611	550	326	450	..
Kenya Colony	3,050	1,600	725	1,625	1,000	415
Seychelles	1,000	1,350	300	1,100	..	2,100	1,200	700	411
Other British Possessions	1,000	700	200	967	1,225	250	533	160	990	675
TOTAL BRITISH EMPIRE	18,594	12,165	20,100	21,467	23,212	7,324	7,736	10,433	10,329	19,142
Native States in Arabia, other than Maskat Terri- tory and Trucial Oman	1,600	2,735	2,250	9,030	1,350	490	1,235	1,180	4,035	705
Persia	41,940	27,937	32,634	42,137	16,022	13,347	10,967	12,816	22,436	5,737
Other Foreign Countries	4,470	1,624	1,975	1,457	4,243	1,660	1,195	1,305	645	1,233
TOTAL FOREIGN COUNTRIES	48,010	32,346	36,909	52,624	22,115	15,497	13,447	15,301	27,216	7,773
Share of Bombay	62,320	43,136	56,324	73,935	45,573	22,144	20,344	25,316	37,290	26,111
.. Sind	4,234	1,375	625	129	3,555	677	339	434	105	679
.. Madras	1,200	130
.. Burma	27	150	..
TOTAL	66,604	44,511	57,009	74,091	50,327	22,321	21,133	25,739	37,545	26,920

No. 15—continued

ARTICLES, AND COUNTRIES OF FINAL DESTINATION; ALSO SHARE OF EACH PROVINCE	QUANTITY					VALUE				
	1923-24	1923-24	1924-25	1925-26	1926-27	1923-23	1923-24	1924-25	1925-26	1926-27
						R	R	R	R	R
Glass and Glassware— <i>continued</i>										
Other Glassware (LII. H)										
United Kingdom	—	—	—	—	—	33,631	29,607	28,640	27,133	33,306
Aden and Dependencies	—	—	—	—	—	39,199	27,900	24,559	20,860	9,015
Mesopotamia	—	—	—	—	—	3,02,252	1,61,177	1,39,311	1,03,736	47,929
Bahrain Islands	—	—	—	—	—	26,344	33,244	30,421	6,995	6,794
Maldives	—	—	—	—	—	100	1,761	324	..	200
Ceylon	—	—	—	—	—	17,321	15,111	11,205	19,974	12,157
Straits Settlements (including Labuan)	—	—	—	—	—	13,379	37,630	19,378	12,303	20,347
Federated Malay States	—	—	—	—	—	4,995	14,866	14,240	10,686	22,074
Hongkong	—	—	—	—	—	5,020	7,735	..	4,425	1,200
Egypt*	—	—	—	—	—	2,908	—	—	—	—
Natal	—	—	—	—	—	678	300	1,400	300	432
Zanzibar and Pemba	—	—	—	—	—	21,960	11,270	9,405	5,002	6,070
Kenya Colony	—	—	—	—	—	42,403	24,324	29,474	19,394	20,304
Tanganyika Territory	—	—	—	—	—	10,197	7,912	5,400	4,732	3,195
Anglo-Egyptian Sudan	—	—	—	—	—	4,150	1,910	1,810	4,795	..
Mauritius and Dependencies	—	—	—	—	—	68,864	22,499	25,793	12,615	11,629
Seychelles	—	—	—	—	—	3,358	4,644	7,321	7,501	5,350
Fiji Islands	—	—	—	—	—	700	1,000	960	719	2,192
Other British Possessions	—	—	—	—	—	115	310	765	105	..
TOTAL BRITISH EMPIRE	—	—	—	—	—	5,98,616	4,03,991	3,50,308	2,72,031	2,09,094
Germany	—	—	—	—	—	360	11	4,784	4,148	2,125
Belgium	—	—	—	—	—	600	40	3,247	..	205
France	—	—	—	—	—	39	30	360	..	2,565
Austria	—	—	—	—	—	795	235	25	2,865	..
Czechoslovakia	—	—	—	—	—	..	2,550
Turkey, European	—	—	—	—	—	50	4,240	..
Syria	—	—	—	—	—	1,000	..	39
Mascat Territory and Trucial Oman	—	—	—	—	—	12,154	22,216	19,924	15,785	7,289
Other Native States in Arabia	—	—	—	—	—	75,231	47,193	41,933	25,203	32,239
Persia	—	—	—	—	—	2,26,075	2,07,373	2,21,923	1,68,019	1,15,901
Holland Island	—	—	—	—	—	410	268	600	3,014	..
Java	—	—	—	—	—	..	8,655	4,376
Siam	—	—	—	—	—	..	180	2,954	1,621	725
China (exclusive of Hong- kong and Macao)	—	—	—	—	—	1,510	8,570	1,500	5,000	150
Japan	—	—	—	—	—	525	1,239	25	3,430	489
Egypt*	—	—	—	—	—	—	7,650	14,574	7,051	..
Portuguese East Africa	—	—	—	—	—	15,196	13,622	6,209	6,291	3,964
Italian East Africa (Somali- land and Eritrea)	—	—	—	—	—	3,037	1,110	210	1,099	100
United States of America— Via Atlantic Coast	—	—	—	—	—	225	170	565	1,397	1,425
Other Foreign Countries	—	—	—	—	—	130	1,170	2,455	1,575	1,454
TOTAL FOREIGN COUNTRIES	—	—	—	—	—	3,42,358	3,28,172	3,37,004	2,52,648	1,73,631
Share of Bengal	—	—	—	—	—	9,391	25,794	16,366	11,230	3,377
“ Bombay	—	—	—	—	—	2,25,956	6,18,795	6,12,869	4,44,544	3,07,368
“ Sind	—	—	—	—	—	6,893	13,793	10,459	7,324	4,738
“ Madras	—	—	—	—	—	32,215	65,335	40,365	56,309	62,368
“ Burma	—	—	—	—	—	7,651	7,943	6,924	4,722	3,850
TOTAL	—	—	—	—	—	9,41,474	7,32,163	6,87,312	5,24,679	3,82,725

* Shown as a Foreign Country from 1923-24.

GENERAL EXPORTS

(878)

FOREIGN MERCHANDISE

No. 15—continued

ARTICLES, AND COUNTRIES OF FINAL DESTINATION; ALSO SHARE OF EACH PROVINCE	QUANTITY					VALUE				
	1922-23	1923-24	1924-25	1925-26	1926-27	1922-23	1923-24	1924-25	1925-26	1926-27
Glass and Glassware— concluded						R	R	R	R	R
<i>Total value of Glass and Glassware—</i>										
United Kingdom	—	—	—	—	—	34,789	30,183	28,690	31,675	41,102
Aden and Dependencies	—	—	—	—	—	51,379	36,542	34,859	40,810	11,863
Mesopotamia	—	—	—	—	—	3,23,035	1,89,260	1,68,745	1,14,814	61,768
Bahrain Islands	—	—	—	—	—	30,989	39,738	38,840	11,941	23,089
Maldives	—	—	—	—	—	100	1,761	424	..	300
Ceylon	—	—	—	—	—	26,378	21,184	15,848	26,632	18,844
Straits Settlements (includ- ing Labuan)	—	—	—	—	—	16,826	43,442	24,905	14,989	22,874
Federated Malay States	—	—	—	—	—	6,584	17,693	17,136	21,438	25,971
Hongkong	—	—	—	—	—	5,020	7,735	..	4,805	3,450
Egypt*	—	—	—	—	—	3,908
Natal	—	—	—	—	—	2,632	1,550	1,400	860	632
Zanzibar and Pemba	—	—	—	—	—	32,903	15,967	25,455	14,082	10,040
Kenya Colony	—	—	—	—	—	53,230	49,331	47,190	37,703	26,909
Tanganyika Territory	—	—	—	—	—	13,122	15,395	19,595	13,377	8,545
Anglo-Egyptian Sudan	—	—	—	—	—	4,150	1,980	2,324	6,200	163
Mauritius and Dependencies	—	—	—	—	—	76,339	23,735	23,293	14,920	11,689
Seychelles	—	—	—	—	—	3,393	6,375	8,761	8,631	5,761
Fiji Islands	—	—	—	—	—	700	1,000	1,215	1,450	4,145
Other British Possessions	—	—	—	—	—	115	313	765	105	..
TOTAL BRITISH EMPIRE	—	—	—	—	—	6,91,662	5,06,239	4,59,995	3,63,982	2,76,250
Germany	—	—	—	—	—	395	7,310	6,262	4,148	3,968
Belgium	—	—	—	—	—	600	360	3,247	..	741
France	—	—	—	—	—	20	30	360	..	2,565
Italy	—	—	—	—	—	180	200	11,434	4,065	6,003
Austria	—	—	—	—	—	795	235	855	2,365	..
Czechoslovakia	—	—	—	—	—	..	2,550
Turkey, European	—	—	—	—	—	50	4,240	..
Syria	—	—	—	—	—	1,000	..	30
Mascat Territory and Trucial Oman	—	—	—	—	—	20,340	34,126	23,325	23,691	10,202
Other Native States in Arabia	—	—	—	—	—	79,731	50,103	44,833	32,153	35,639
Persia	—	—	—	—	—	2,50,018	2,33,480	2,71,080	2,13,243	1,28,579
Hanjam Island	—	—	—	—	—	470	373	800	3,144	15
Java	—	—	—	—	—	..	8,745	4,375
Siam	—	—	—	—	—	..	150	2,954	1,621	725
China (exclusive of Hong- kong and Macao)	—	—	—	—	—	2,300	6,570	1,500	3,240	152
Japan	—	—	—	—	—	2,367	6,622	25	3,430	4,667
Egypt*	—	—	—	—	—	..	7,650	14,574	7,061	50
Portuguese East Africa	—	—	—	—	—	49,860	41,220	35,058	16,342	12,405
Madagascar	—	—	—	—	—	750	1,050	40
Italian East Africa (Somali- land and Eritrea)	—	—	—	—	—	3,237	1,210	870	1,009	100
French Somaliland	—	—	—	—	—	400	1,722
United States of America— Via Atlantic Coast	—	—	—	—	—	1,007	420	565	1,397	1,425
Other Foreign Countries	—	—	—	—	—	..	970	1,450	480	677
TOTAL FOREIGN COUNTRIES	—	—	—	—	—	4,11,770	4,04,829	4,23,367	3,23,679	2,09,710
Share of Bengal	—	—	—	—	—	13,465	37,131	24,936	12,016	16,415
.. Bombay	—	—	—	—	—	10,37,190	7,74,233	7,33,554	5,26,105	3,91,351
.. Sind	—	—	—	—	—	3,130	37,559	19,350	3,270	7,369
.. Madras	—	—	—	—	—	36,341	74,027	49,133	65,046	53,609
.. Burma	—	—	—	—	—	7,656	3,013	3,174	5,124	11,675
TOTAL	—	—	—	—	—	11,03,432	9,11,068	8,84,362	6,87,661	4,85,960

* Shown as a foreign Country from 1923-24.

No. 15—continued

ARTICLES, AND COUNTRIES OF FINAL DESTINATION; ALSO SHARE OF EACH PROVINCE	QUANTITY					VALUE				
	1922-23	1923-24	1924-25	1925-26	1926-27	1922-23	1923-24	1924-25	1925-26	1926-27
	Tons	Tons	Tons	Tons	Tons	R	R	R	R	R
Grain, Pulse, and Flour—										
<i>Rice not in the husk (L. O)—</i>										
TOTAL BRITISH EMPIRE	6	4	32	75	..	1,070	1,110
Persia	155	192	25	9	13	29,400	48,500	5,400	1,900	2,700
Portuguese East Africa	19	107	6	20	2	4,870	25,086	1,230	5,400	475
Other Foreign Countries	1	166
TOTAL FOREIGN COUNTRIES	175	299	31	29	15	34,436	73,586	6,630	7,300	3,175
Share of Bombay	175	299	31	29	15	34,436	73,586	6,630	7,300	3,175
.. Sind
TOTAL	175	299	31	29	15	34,436	73,586	6,630	7,300	3,175
<i>Wheat (L. O)—</i>										
Bahrain Islands	16	2,695
Mascat Territory and Trucial Oman	66	12,593
Persia	3	640
TOTAL FOREIGN COUNTRIES	69	15,928
Share of Sind	86	16,928
<i>Other sorts (L. O)—</i>										
Ceylon	..	14	17	3,020	3,860
Other British Possessions	100	..
TOTAL BRITISH EMPIRE	..	14	17	3,020	3,860	100	..
Mascat Territory and Trucial Oman	44	7,459
Other Native States in Arabia	1,440
Persia	32
TOTAL FOREIGN COUNTRIES	61	8,900	32
Share of Bombay	51	14	17	8,900	3,020	3,860	30	32
.. Sind	20	..
TOTAL	51	14	17	8,900	3,020	3,860	100	32
<i>Total grain, pulse and flour—</i>										
Bahrain Islands	16	2	2,695	400
Ceylon	..	14	17	3,020	3,860
Other British Possessions	6	2	32	75	..	1,170	710
TOTAL BRITISH EMPIRE	16	14	17	6	4	2,727	3,095	3,860	1,170	1,110
Mascat Territory and Trucial Oman	119	20,043
Other Native States in Arabia	7	1,440
Persia	158	192	25	9	13	30,040	48,500	5,400	1,900	2,782
Portuguese East Africa	19	107	6	20	2	4,870	25,086	1,230	5,400	475
Other Foreign Countries	1	166
TOTAL FOREIGN COUNTRIES	295	299	31	29	15	56,559	73,586	6,630	7,300	3,207
Share of Bombay	226	313	43	26	19	43,332	76,881	10,540	8,450	4,317
.. Sind	35	15,954	20	..
TOTAL	311	313	43	26	19	59,286	76,881	10,540	8,470	4,317

GENERAL EXPORTS

(880)

FOREIGN MERCHANDISE

No. 15—continued

ARTICLES, AND COUNTRIES OF FINAL DESTINATION; ALSO SHARE OF EACH PROVINCE	QUANTITY					VALUE				
	1922-23	1923-24	1924-25	1925-26	1926-27	1922-23	1923-24	1924-25	1925-26	
						R	R	R	R	
Gums and Resins—										
Arabic (II. D)—	Cwts.	Cwts.	Cwts.	Cwts.	Cwts.					
United Kingdom	347	337	402	484	..	15,376	15,547	17,160	12,227	
Aden and Dependencies	80	10	..	100	..	1,800	300	..	2,700	
Hongkong	1,530	2,039	1,754	662	963	37,191	43,212	31,113	9,938	
Other British Possessions	44	46	31	20	22	1,645	1,428	1,047	527	
TOTAL BRITISH EMPIRE	2,001	2,432	2,187	1,266	985	56,012	60,487	49,320	25,452	
Germany	1,388	1,559	1,189	1,620	1,190	42,464	35,707	33,403	43,358	
Netherlands	105	105	2,260	
Belgium	4,855	7,669	5,938	7,639	6,755	1,61,852	2,54,156	1,75,437	2,27,364	
France	8,154	7,885	3,543	5,819	2,092	94,303	2,18,809	1,02,570	1,41,379	
Italy	408	866	242	112	..	24,249	35,140	10,567	6,225	
Austria	127	6,000	
China (exclusive of Hongkong and Macao)	265	864	..	20	..	7,447	23,260	..	306	
Japan	439	136	76	263	303	26,431	4,350	3,825	14,400	
Réunion	62	2,250	
United States of America—										
 Vid Atlantic Coast	848	2,262	5,062	3,661	3,717	30,924	88,643	1,59,451	1,03,069	1
Argentine Republic (includ- ing the Atlantic Coast of Patagonia)	200	6,000	
Other Foreign Countries	2	..	5	3	..	70	..	100	
TOTAL FOREIGN COUNTRIES	11,524	21,370	16,000	19,339	14,165	3,92,135	6,66,135	4,85,253	5,42,395	4
Share of Bombay	13,433	23,722	18,187	20,605	15,150	4,47,304	7,23,322	5,34,573	5,68,147	5
" Sind	37	30	893	2,300
TOTAL	13,525	23,802	18,187	20,605	15,150	4,48,197	7,26,622	5,34,573	5,68,147	5
Benjamin (II. D)—	Cwts.	Cwts.	Cwts.	Cwts.	Cwts.					
United Kingdom	38	2,640	
Aden and Dependencies	367	237	98	34	29	16,931	12,647	6,066	2,580	
Mesopotamia	212	132	52	48	51	3,090	4,315	2,815	2,695	
Bahrain Islands	40	39	37	43	2	2,505	2,680	2,330	2,780	
Ceylon	6	2	22	25	43	310	80	790	370	
Straits Settlements (includ- ing Labuan)	4	40	37	270	1,272	1,940
Egypt*	12	1,010
Natal	91	82	79	99	84	6,560	5,540	5,395	7,110	1
Zanzibar and Pemba	50	72	43	39	5	2,805	4,002	2,437	2,480	
Kenya Colony	14	9	14	20	14	1,055	505	765	1,240	
Mauritius and Dependencies	13	17	13	27	..	1,080	1,301	535	1,310	..
Other British Possessions	2	8	10	13	14	110	534	410	720	
TOTAL BRITISH EMPIRE	899	633	405	356	242	43,366	32,376	23,533	21,775	13
Denmark	16	1,345
Syria	6	43	7	..	7	410	3,330	430
Maskat Territory and Trucial Oman	183	290	103	241	55	8,450	12,557	4,825	10,980	2
Other Native States in Arabia	8	18	30	14	4	740	1,195	1,485	720	1
Persia	5	52	4	4	10	300	1,816	150	85	1
Egypt*	3	..	1	26	..	300	..	100	1
Portuguese East Africa	10	16	23	16	18	825	915	1,075	960	1
Other Foreign Countries	9	24	2	17	4	680	1,625	180	1,250	1
TOTAL FOREIGN COUNTRIES	221	462	169	293	124	11,405	23,083	8,145	14,095	7

* Shown as a Foreign Country from 1923-24.

No. 15—continued

ARTICLES, AND COUNTRIES OF FINAL DESTINATION; ALSO SHARE OF EACH PROVINCE	QUANTITY					VALUE				
	1922-23	1923-24	1924-25	1925-26	1926-27	1922-23	1923-24	1924-25	1925-26	1926-27
						R	R	R	R	R
Gums and Resins—continued										
<i>Benjamin (II. D)—continued</i>										
Share of, Bengal	..	36	1	2,729	59
.. Bombay	1,119	1,063	573	647	366	54,711	53,159	31,698	35,730	31,147
.. Madras	1	2	..	2	..	69	39	..	90	..
TOTAL	1,120	1,100	574	649	366	54,771	53,959	31,678	35,870	31,147
<i>Olibanum or Frankincense (II. D)—</i>										
United Kingdom	1,101	395	391	380	231	45,275	13,403	15,190	16,134	8,110
Mesopotamia	389	636	378	504	613	12,525	17,641	12,310	17,970	21,362
Bahrain Islands	69	160	141	50	84	1,610	5,172	6,355	1,767	3,425
Ceylon	397	319	290	305	296	3,510	6,977	7,001	9,929	5,569
Straits Settlements (including Labuan)	379	647	1,323	1,451	1,216	17,735	16,472	32,728	32,634	20,347
Hongkong	4,334	5,308	1,170	1,665	2,947	91,549	1,06,335	24,608	29,170	35,395
Egypt*	48	2,220
Zanzibar and Pemba	19	6	5	7	91	340	120	321	100	2,365
Kenya Colony	6	44	2	44	32	155	1,280	70	1,372	3,390
Tanganyika Territory	9	1	5	22	76	240	25	75	600	1,425
Other British Possessions	25	18	22	30	13	368	557	500	1,110	595
TOTAL BRITISH EMPIRE	7,776	7,534	8,727	4,353	6,654	1,81,025	1,68,737	99,176	1,12,770	1,07,443
Germany	222	772	1,602	1,595	1,356	8,570	26,675	65,600	74,875	49,301
Belgium	55	..	411	2,600	..	3,416
France	1,056	2,267	1,923	1,173	1,351	43,493	1,08,369	69,433	54,356	37,490
Italy	357	1,579	656	2,941	1,302	9,623	51,614	19,253	92,251	40,410
Austria	1,300	2,997	4,431	2,391	1,393	56,697	1,15,904	1,54,265	79,337	61,653
Greece	250	906	293	130	417	5,000	24,324	9,797	3,600	10,460
Native States in Arabia other than Maskat Territory and Trucial Oman	26	47	20	46	7	905	1,400	765	1,650	230
Peria	192	363	303	279	270	6,090	12,435	11,413	9,973	10,575
China (exclusive of Hongkong and Macao)	13	75	390	2,250
Japan	27	9	33	1,350	170	1,090
Egypt*	..	23	1,137
Portuguese East Africa	13	75	36	67	33	515	1,400	946	2,297	713
United States of America— V&A Atlantic Coast	3,741	1,563	1,703	3,795	2,453	1,45,317	59,227	62,233	1,24,101	61,945
Other Foreign Countries	13	95	10	4	47	692	1,929	230	150	1,391
TOTAL FOREIGN COUNTRIES	7,900	11,462	11,097	12,430	10,133	2,33,649	3,08,254	4,15,366	4,42,212	3,65,124
Share of Bengal	3	195
.. Bombay	15,573	18,996	14,324	16,333	16,737	4,64,379	5,66,991	5,14,782	5,54,933	5,20,567
TOTAL	15,576	18,996	14,324	16,333	16,737	4,64,374	5,66,991	5,14,782	5,54,933	5,20,567
<i>Rosin (II. D)—</i>										
Mesopotamia	71	152	111	116	135	632	2,593	2,400	1,642	4,939
Bahrain Islands	69	9	39	11	10	1,609	360	1,345	230	330
Ceylon	103	52	76	35	33	2,062	320	1,332	775	2,529
Other British Possessions	92	36	35	43	33	1,333	2,014	755	323	921
TOTAL BRITISH EMPIRE	340	299	311	205	266	6,531	5,799	6,332	3,520	7,929

* Shown as a Foreign Country from 1923-24.

GENERAL EXPORTS

FOREIGN MERCHANDISE

(882)

No. 15—continued

ARTICLES, AND COUNTRIES OF FINAL DESTINATION; ALSO SHARE OF EACH PROVINCE	QUANTITY					VALUE				
	1922-23	1923-24	1924-25	1925-26	1926-27	1922-23	1923-24	1924-25	1925-26	1926-27
	Cwts.	Cwts.	Cwts.	Cwts.	Cwts.	R	R	R	R	R
Gums and Resins—continued										
<i>Resin (II. D)—continued</i>										
Maskat Territory and Trucial Oman	240	222	258	158	108	4,534	3,844	5,044	4,353	2,400
Other Native States in Arabia	210	128	152	58	110	5,342	2,262	3,908	1,400	2,300
Persia	47	46	14	7	25	1,085	749	290	165	530
Portuguese East Africa	82	8	..	12	9	1,590	95	..	240	180
Italian East Africa (Somali- land and Eritrea)	17	79	94	56	26	800	2,000	1,350	1,520	260
TOTAL FOREIGN COUNTRIES	596	483	518	291	278	12,551	9,550	10,592	7,678	5,680
<i>Share of Bengal</i>	3	13
" <i>Bombay</i>	934	765	821	499	524	19,369	15,124	17,316	11,193	13,219
" <i>Sind</i>	..	17	8	..	20	..	225	103	..	400
TOTAL	936	782	829	499	544	19,382	15,349	17,424	11,198	13,619
Other sorts (II. D)—	Cwts.	Cwts.	Cwts.	Cwts.	Cwts.					
United Kingdom	2,419	1,438	1,488	2,058	1,241	1,61,595	1,10,345	94,830	63,882	1,07,327
Aden and Dependencies	56	68	49	39	33	6,952	6,495	8,206	6,318	4,144
Mesopotamia	22	29	62	75	53	3,908	3,385	7,780	7,932	5,810
Ceylon	15	106	71	75	98	620	2,048	1,954	3,036	4,132
Straits Settlements (including Labuan)	284	100	321	57	116	9,242	1,920	9,680	1,955	2,980
Hongkong	4,190	2,685	..	858	1,558	74,162	36,300	..	14,560	26,662
Egypt*	5	505
Kansibar and Pemba	3	25	75	2,500	..
Other British Possessions	8	15	20	11	20	510	495	1,770	900	1,010
TOTAL BRITISH EMPIRE	6,999	4,441	2,009	3,198	3,119	2,57,494	1,61,079	1,24,295	1,01,083	1,52,065
Germany	1,322	560	1,240	159	829	76,048	30,504	87,502	7,510	45,552
Belgium	575	791	1,168	552	1,620	22,257	32,037	38,381	13,770	50,651
France	266	716	1,590	1,228	1,495	10,127	22,730	54,769	34,170	51,257
Italy	28	100	250	1	78	2,280	6,100	2,700	25	5,300
Austria	40	..	306	..	28	4,050	..	11,050	..	1,305
Persia	15	13	66	8	..	1,470	391	3,368	285	..
China (exclusive of Hongkong and Macao)	..	185	4,500
Japan	790	560	1,344	1,000	1,096	34,723	70,248	91,325	51,255	97,280
Egypt*	..	86	10	6	58	..	11,707	394	275	3,565
United States of America— Via Atlantic Coast	17,069	5,473	4,114	7,508	5,600	6,51,809	2,28,699	1,61,651	2,26,519	2,57,347
Other Foreign Countries	38	53	110	32	25	2,014	1,435	3,322	1,140	1,375
TOTAL FOREIGN COUNTRIES	20,138	8,537	10,198	10,494	10,829	8,55,383	4,09,451	4,05,462	3,34,599	5,13,692
<i>Share of Bengal</i>	60	1,978
" <i>Bombay</i>	26,952	12,372	12,044	13,680	13,850	11,02,327	5,63,315	5,21,117	4,35,447	6,61,067
" <i>Sind</i>	135	105	153	9	37	10,550	6,630	3,440	400	2,640
" <i>Madras</i>	..	1	5	3	1	..	25	200	135	72
TOTAL	27,137	12,978	12,207	13,692	13,948	11,12,877	5,70,580	5,29,757	4,35,982	6,65,757
Total Gums and Resins—	Cwts.	Cwts.	Cwts.	Cwts.	Cwts.					
United Kingdom	3,955	2,170	2,282	2,922	1,472	2,24,886	1,39,301	1,27,330	94,248	1,15,437
Aden and Dependencies	539	371	147	139	78	26,308	20,366	14,272	11,804	6,351
Mesopotamia	702	960	608	753	369	25,755	23,486	25,342	30,501	34,159
Bahrain Islands	182	212	273	114	101	5,924	3,447	11,160	5,427	4,265
Ceylon	533	484	459	443	525	11,792	10,113	11,577	14,610	16,861

* Shown as a Foreign Country from 1923-24.

No. 15—continued

ARTICLES AND COUNTRIES OF FINAL DESTINATION; ALSO SHARE OF EACH PROVINCE	QUANTITY					VALUE				
	1922-23	1923-24	1924-25	1925-26	1926-27	1922-23	1923-24	1924-25	1925-26	1926-27
Gums and Resins—continued										
<i>Total Gums and Resins—continued</i>	<i>Cwts.</i>	<i>Cwts.</i>	<i>Cwts.</i>	<i>Cwts.</i>	<i>Cwts.</i>	<i>Rs.</i>	<i>Rs.</i>	<i>Rs.</i>	<i>Rs.</i>	<i>Rs.</i>
<i>Straits Settlements (including Labuan)</i>	1,107	808	1,098	1,521	1,340	27,882	20,304	44,848	34,904	32,007
Hongkong	10,554	10,082	2,924	3,085	6,468	2,02,902	1,86,487	88,779	82,008	1,32,633
Egypt*	66	—	—	—	—	3,785	—	—	—	—
Natal	94	90	81	109	95	6,635	5,837	5,455	7,629	6,300
Zanzibar and Pemba	78	91	59	75	99	3,430	4,417	2,048	5,170	2,700
Kenya Colony	39	66	30	75	111	1,720	2,155	1,225	2,037	4,575
Tanganyika Territory	20	7	16	39	91	760	305	445	1,150	2,088
Mauritius and Dependencies	55	49	47	49	0	2,501	2,371	1,495	2,000	175
Other British Possessions†	2	9	15	12	8	18	429	1,260	482	530
TOTAL BRITISH EMPIRE	18,015	15,944	8,689	9,856	11,266	5,44,428	4,28,078	5,03,156	2,64,006	2,59,838
Denmark	..	16	1,345
Germany	2,932	2,891	2,981	3,374	3,375	1,27,682	92,880	1,36,505	1,25,243	1,07,468
Netherlands	105	125	2,200	3,000
Belgium	5,430	8,460	7,161	8,191	8,786	1,83,609	2,86,193	2,16,418	2,41,184	2,05,123
France	4,476	10,868	7,066	8,220	5,438	1,59,433	2,50,408	2,45,771	2,30,285	1,99,433
Italy	793	2,545	1,148	3,054	1,880	30,184	92,554	32,520	98,501	45,710
Austria	1,900	3,824	4,787	2,391	1,926	60,747	1,21,904	1,08,315	79,337	62,423
Greece	230	906	298	180	417	5,000	24,224	9,797	3,000	10,450
Syria	6	48	22	..	8	410	2,320	1,080	..	795
Mesopotamia	445	548	384	407	175	12,946	17,655	10,794	15,593	6,860
Other Native States in Arabia	252	228	229	120	129	7,081	6,107	6,823	4,020	3,400
Formosa	239	474	387	296	308	8,945	15,891	15,223	10,460	11,578
Java	..	65	18	..	1,520	800
China (exclusive of Hongkong and Macao)	273	1,124	..	90	..	7,837	35,010	..	300	..
Japan	1,256	696	1,420	1,272	1,487	1,12,509	78,193	95,650	65,225	1,28,427
Egypt*	..	112	10	7	84	..	12,144	894	375	5,245
Portuguese East Africa	123	106	68	110	69	3,485	2,785	2,383	2,007	2,381
Reunion	6	8	..	9	4	2,710	605	..	690	320
Italian East Africa (Somaliland and Eritrea)	19	89	122	77	27	520	2,590	2,275	2,300	302
United States of America— Via Atlantic Coast	21,678	9,299	10,879	14,964	21,770	8,28,050	3,62,619	3,33,335	4,53,659	4,02,505
Argentine Republic (including the Atlantic Coast of Patagonia)	200	6,000	..
Other Foreign Countries	3	12	..	3	5	195	305	500	180	151
TOTAL FOREIGN COUNTRIES	40,270	42,814	37,982	42,897	35,529	15,55,473	15,06,473	18,20,068	18,41,579	18,65,806
Share of Bengal	..	35	1	..	60	308	3,720	80	..	1,978
.. Bombay	53,086	57,418	46,449	52,269	46,677	20,82,190	19,22,911	16,19,266	16,05,860	17,20,634
.. Madras	233	202	165	9	57	11,448	9,795	3,548	400	3,040
.. Madras	1	3	5	5	1	60	112	200	225	72
TOTAL	58,294	57,668	46,621	52,283	46,795	20,99,901	19,38,451	16,23,194	16,06,185	17,26,724
Hardware (excluding Cutlery and Electroplated ware) (III. D)—										
United Kingdom	3,33,427	3,12,804	3,12,197	3,15,174	3,73,049
Gibraltar	190	1,177	..
Aden and Dependencies	74,578	65,986	53,331	60,940	41,550
Mesopotamia	2,06,913	2,43,796	2,24,245	1,54,221	1,24,147
Bahrain Islands	77,913	79,110	1,01,920	41,178	35,401
Maldives	710	260	4,037	..	546
Ceylon	1,39,677	1,10,153	3,32,449	6,05,301	2,21,376
Straits Settlements (including Labuan)	2,08,326	1,32,637	72,120	1,22,446	1,36,237
Federated Malay States	385	2,357	2,177	2,590	2,874
Hongkong	82	2,514	1,914	1,780	721
Egypt*	835	1,360
Natal	7,315	1,590	231	390	..

* Shown as a Foreign Country from 1923-24.

GENERAL EXPORTS

FOREIGN MERCHANDISE

(884)

No. 15—continued

ARTICLES, AND COUNTRIES OF FINAL DESTINATION; ALSO SHARE OF EACH PROVINCE	QUANTITY					VALUE				
	1922-23	1923-24	1924-25	1925-26	1926-27	1922-23	1923-24	1924-25	1925-26	1926-27
Hardware (excluding Cutlery and Electro- plated ware) (III. D) —continued						R	R	R	R	R
Zanzibar and Pemba	—	—	—	—	—	80,255	73,792	66,977	46,280	26,
Kenya Colony	—	—	—	—	—	1,87,641	2,17,439	2,41,215	1,56,610	87,
Tanganyika Territory	—	—	—	—	—	37,462	36,322	54,019	39,508	38,
Anglo-Egyptian Sudan	—	—	—	—	—	8,510	9,324	8,061	1,875	1,
Mauritius and Dependencies	—	—	—	—	—	39,181	24,893	24,640	13,788	10,
Seychelles	—	—	—	—	—	5,704	7,308	9,509	9,243	8,
Western Australia	—	—	—	—	—	40	2,
South Australia (including Northern Territory)	—	—	—	—	—	1,102	..
Victoria	—	—	—	—	—	3,675	..	40	2,282	E..
New South Wales	—	—	—	—	—	25,947	18,469	20,651	18,860	86,
Australian Commonwealth (Total)	—	—	—	—	—	29,622	18,469	20,691	22,284	38,
Other British Possessions	—	—	—	—	—	1,500	1,064	1,791	276	1
TOTAL BRITISH EMPIRE	—	—	—	—	—	14,40,723	13,40,708	15,30,962	15,92,561	11,80,
Sweden	—	—	—	—	—	1,200	12,
Germany	—	—	—	—	—	20,729	27,488	2,06,792	2,19,050	3,27,1
Netherlands	—	—	—	—	—	1,168	5,121	8,661	23,587	31,
Belgium	—	—	—	—	—	..	2,266	375	990	21,
France	—	—	—	—	—	4,500	1,180	5,195	17,054	23,
Italy	—	—	—	—	—	..	3,652	3,627	1,010	2,9
Austria	—	—	—	—	—	..	300	1,010
Mascat Territory and Tru- cial Oman	—	—	—	—	—	52,044	69,444	78,214	40,876	29,
Other Native States in Arabia	—	—	—	—	—	55,934	48,464	82,646	40,693	44,2
Persia	—	—	—	—	—	2,20,294	2,12,006	2,63,902	2,76,342	2,19,1
Henjam Island	—	—	—	—	—	2,910	909	1,233	2,400	1,4
Sumatra	—	—	—	—	—	2,09,472	18,907	992	75	82,1
Java	—	—	—	—	—	4,00,125	2,50,580	2,07,207	2,28,115	3,17,3
Siam	—	—	—	—	—	5,150	16,245	4,927	9,484	6,
Indo-China (including Cochin-China, Cambodia, Annam, Tonkin and French leased Territories in China)	—	—	—	—	—	3,538	1
Philippine Islands and Guam	—	—	—	—	—	1,500	..	195
China (exclusive of Hongkong and Macao)	—	—	—	—	—	2,038	3,884	..	1,422	5,3
Japan	—	—	—	—	—	2,153	11,766	13,332	12,604	3,2
Egypt*	—	—	—	—	—	—	20	2,110	640	..
Portuguese East Africa	—	—	—	—	—	27,265	37,290	23,008	23,788	12,1
Italian East Africa (Somali- land and Eritrea)	—	—	—	—	—	3,685	6,158	2,540	3,601	5
United States of America— Vid Atlantic Coast	—	—	—	—	—	86,644	2,20,160	69,569	73,795	71,9
„ Pacific „	—	—	—	—	—	4,227	600	..	540	..
Columbia	—	—	—	—	—	7,500
Brazil	—	—	—	—	—	..	3,485
Other Foreign Countries	—	—	—	—	—	595	1,706	1,936	3,117	1,5
TOTAL FOREIGN COUNTRIES	—	—	—	—	—	11,00,318	9,31,561	9,90,351	9,82,986	12,13,4
State of Bengal	—	—	—	—	—	6,59,296	3,16,552	6,06,966	3,32,808	3,10,
„ Bombay	—	—	—	—	—	15,20,114	16,27,630	15,31,098	12,55,371	11,24,1
„ Sind	—	—	—	—	—	1,26,299	53,344	65,904	37,297	1,14,4
„ Madras	—	—	—	—	—	1,23,870	1,23,102	1,76,121	2,31,986	2,10,
„ Burma	—	—	—	—	—	1,16,165	1,06,161	91,224	1,65,177	1,35,
TOTAL	—	—	—	—	—	25,41,044	22,72,289	25,21,313	25,75,547	23,94,

* Shown as a Foreign Country from 1923-24.

No. 15—continued

ARTICLES, AND COUNTRIES OF FINAL DESTINATION; ALSO SHARE OF EACH PROVINCE	QUANTITY					VALUE				
	1922-23	1923-24	1924-25	1925-26	1926-27	1922-23	1923-24	1924-25	1925-26	1926-27
	Tons	Tons	Tons	Tons	Tons	Rs	Rs	Rs	Rs	Rs
Hides and Skins, raw—										
Hides, raw (II. E)—										
Skins, raw (II. E)—										
United Kingdom	159	316	343	274	305	61,40,932	86,89,859	1,15,25,721	1,02,07,173	1,10,09,371
Mesopotamia	1	6,000	..
Straits Settlements (including Labuan)	2,788
Hongkong	9	25,300	100	4,450	2,230	..
Canada and Atlantic Coast	3	8,17,823	..	2,680
New South Wales	63
Australian Commonwealth	2,630
(Total)
TOTAL BRITISH EMPIRE	169	316	414	275	305	61,69,030	86,89,959	1,20,47,904	1,02,14,443	1,10,09,981
Germany	2	4	2	1	1	51,397	1,34,663	20,636	63,140	3,000
Netherlands	3	9	8	8	..	1,16,464	4,19,730	8,30,919	3,27,938	..
Belgium	4	1,03,687
France	1	..	3	..	4	46,900	12,800	70,000	6,037	2,44,717
Italy	8,300
Turkey, European	3,000
Persia	3	20,450	..
China (exclusive of Hongkong and Macao)	6	35	29	33	33	71,717	2,42,835	1,11,612	1,48,308	4,52,922
Japan	13,625	6,000	..
United States of America—
Via Atlantic Coast	10	10	12	9	3	1,61,171	2,95,901	12,48,840	8,23,840	1,45,539
TOTAL FOREIGN COUNTRIES	26	58	54	54	41	5,09,961	11,11,979	19,72,907	8,96,317	8,47,972
Share of Bengal	10	30	25	24	22	23,304	96,448	34,580	63,675	2,28,922
Share of Bombay	184	344	443	305	334	67,00,177	97,05,490	1,39,88,321	1,10,45,917	1,16,28,006
Share of Madras	10	..
TOTAL	194	374	468	329	346	67,33,061	98,01,928	1,40,20,801	1,11,00,800	1,19,56,923
Hops (L. I.)—(a)	Cwts.	Cwts.			Cwts.					
Ceylon	..	1	74
TOTAL FOREIGN COUNTRIES	..	1	74
Share of Bombay	..	1	100
TOTAL	..	1	100
Horns, tips and pieces of Horn (L. S.)—(b)	Cwts.	Cwts.	Cwts.	Cwts.	Cwts.					
United Kingdom	4	..	341	387	14	3,800	180	17,260	18,050	18
Hongkong	81	92	23	61	1	40,160	77,364	31,232	22,075	860
TOTAL BRITISH EMPIRE	85	92	367	443	15	43,960	77,516	48,492	40,725	875
Germany	200	4,000
China (exclusive of Hongkong and Macao)	1	50
Japan	2	2,350	..
TOTAL FOREIGN COUNTRIES	200	2	1	4,000	2,350	50
Share of Bengal	1	..	160	50
Share of Bombay	35	69	467	460	16	43,960	76,666	52,432	43,975	875
Share of Burma	..	23	700
TOTAL	35	92	567	450	16	43,960	77,516	52,432	43,975	925
Instruments, Apparatus, and Appliances, and parts thereof—										
Electrical (III. F)—										
United Kingdom	98,156	93,473	3,05,611	1,00,655	1,34,371
Aden and Dependencies	5,647	3,785	3,550	8,885	14,031
Mesopotamia	30,906	48,060	32,669	43,514	25,589
Ceylon	30,093	24,612	28,421	40,746	76,592
Straits Settlements (including Labuan)	3,942	9,670	15,137	14,292	15,389
Federated Malay States	925	1,000	6,599
Hongkong	300	3,250	..
Zanzibar and Pemba	2,025	1,500	..	2,205	700
Kenya Colony	4,134	6,425	8,051	7,910	8,535
Mauritius and Dependencies	4,255	650	4,200	2,205	..
Seychelles	1,085	300	620
Western Australia	140	..
Victoria	1,400
New South Wales	2,000	..	620	..	100
Australian Commonwealth	2,000	1,100	620	160	100
(Total)	1,695	200	429	559	500
Other British Possessions	4,99,403	2,91,361	3,32,996
TOTAL BRITISH EMPIRE	2,24,300	2,01,185	4,99,403	2,91,361	3,32,996
Germany	2,41,957	19,840	7,243	7,182	13,496
Netherlands	2,462	650	350	291	1,240
Belgium	2,680	..	390	1,000	50
France	250	5,000	150
Italy	14,723	695	3,055	2,432

(a) Discontinued from 1924-25 and included in "All other articles—manufactured."
 (b) Figures prior to 1925-26 include Homeuse.

GENERAL EXPORTS

(886)

FOREIGN MERCHANDISE

No. 15—continued

ARTICLES, AND COUNTRIES OF FINAL DESTINATION; ALSO SHARE OF EACH PROVINCE	QUANTITY					VALUE				
	1922-23	1923-24	1924-25	1925-26	1926-27	1922-23	1923-24	1924-25	1925-26	1926-27
Instruments, Apparatus, and Appliances, and parts thereof—continued										
<i>Electrical (III. F.)—continued</i>										
Native States in Arabia other than Maskat Terri- tory and Trucial Oman	—	—	—	—	—	2,150	3,000	150	4,600	15
Persia	—	—	—	—	—	22,541	17,044	12,439	10,387	19,86
Java	—	—	—	—	—	..	4,983
China (exclusive of Hong- kong and Macao)	—	—	—	—	—	26,083	35,076	..	1,048	1,80,651
Japan	—	—	—	—	—	205	8,395	221
Portuguese East Africa	—	—	—	—	—	450	1,060	2,550	1,114	1,341
United States of America— Vid Atlantic Coast	—	—	—	—	—	25,321	2,48,220	8,375	50,023	13,091
" Pacific "	—	—	—	—	—	2,320
Other Foreign Countries	—	—	—	—	—	240	1,530	1,150	770	471
TOTAL FOREIGN COUNTRIES	—	—	—	—	—	3,27,259	3,39,826	33,342	92,880	2,38,201
<i>Share of Bengal</i>	—	—	—	—	—	31,138	3,27,036	3,91,439	1,27,446	1,53,481
" Bombay	—	—	—	—	—	4,41,001	1,84,864	1,00,559	1,97,760	3,64,061
" Sind	—	—	—	—	—	8,574	4,211	3,331	6,479	10,861
" Madras	—	—	—	—	—	24,549	17,002	18,319	20,263	23,551
" Burma	—	—	—	—	—	6,397	7,899	13,587	32,303	14,231
TOTAL	—	—	—	—	—	5,61,559	5,41,012	5,32,835	3,84,241	5,71,202
<i>Musical (III. D)—</i>										
Talking machines and ac- cessories—										
United Kingdom	—	—	—	—	—	12,075	10,139	5,750	6,729	6,138
Mesopotamia	—	—	—	—	—	5,473	2,331	1,698	640	121
Ceylon	—	—	—	—	—	2,177	3,906	18,619	12,139	2,541
Straits Settlements (including Labuan)	—	—	—	—	—	2,970	19,549	65,274	31,473	2,541
Federated Malay States	—	—	—	—	—	1,988	..	4,341
Kenya Colony	—	—	—	—	—	635	2,559	6,025	12,322	4,651
Tanganyika Territory	—	—	—	—	—	..	150	2,330	825	..
Mauritius and Dependencies	—	—	—	—	—	2,997	2,080	1,340	200	..
Other British Possessions	—	—	—	—	—	2,142	1,277	880	2,233	701
TOTAL BRITISH EMPIRE	—	—	—	—	—	23,469	41,991	1,03,899	69,661	21,591
Germany	—	—	—	—	—	5,580	3,645	900	573	1,321
Persia	—	—	—	—	—	7,685	7,065	6,760	2,227	1,111
Siam	—	—	—	—	—	276	2,065	6,797	1,551	..
United States of America— Vid Atlantic Coast	—	—	—	—	—	..	15,976	261
Other Foreign Countries	—	—	—	—	—	2,323	837	817	2,325	1,431
TOTAL FOREIGN COUNTRIES	—	—	—	—	—	16,869	29,588	15,274	6,676	4,371
<i>Share of Bengal</i>	—	—	—	—	—	6,550	22,744	94,470	49,247	11,431
" Bombay	—	—	—	—	—	29,998	41,370	22,368	21,358	12,291
" Sind	—	—	—	—	—	1,530	25	390	2,431	31
" Madras	—	—	—	—	—	4,139	5,360	325	1,100	1,391
" Burma	—	—	—	—	—	2,621	2,140	320	2,201	601
TOTAL	—	—	—	—	—	44,838	71,579	1,19,173	76,337	26,271

No. 15—continued

ARTICLES, AND COUNTRIES OF FINAL DESTINATION; ALSO SHARE OF EACH PROVINCE	QUANTITY					VALUE				
	1922-23	1923-24	1924-25	1925-26	1926-27	1922-23	1923-24	1924-25	1925-26	1926-27
						Rs	Rs	Rs	Rs	Rs
Instruments, Apparatus, and Appliances, and parts thereof—continued										
Musical (XII. D)—continued										
Other sorts—										
United Kingdom	—	—	—	—	—	50,096	44,155	44,172	46,002	33,036
Mesopotamia	—	—	—	—	—	6,546	1,731	2,498	1,744	550
Ceylon	—	—	—	—	—	2,425	8,171	2,280	2,804	2,702
Straits Settlements (includ- ing Labuan)	—	—	—	—	—	1,825	2,180	2,904	4,473	21,094
Federated Malay States	—	—	—	—	—	..	575	1,000	42	..
Hongkong	—	—	—	—	—	..	1,900	..	2,490	..
Natal	—	—	—	—	—	200	1,320
Zanzibar and Pemba	—	—	—	—	—	1,070	200	200	650	1,200
Kenya Colony	—	—	—	—	—	..	62	6,512	1,770	1,200
Mauritius and Dependencies	—	—	—	—	—	7,700	1,080	1,705	200	..
British Guiana	—	—	—	—	—	..	400	..	1,030	..
Western Australia	—	—	—	—	—	1,000	..
Victoria	—	—	—	—	—	1,010	..	50
Tasmania	—	—	—	—	—	1,800
New South Wales	—	—	—	—	—	..	1,000	..	600	1,250
Australian Commonwealth (Total)	—	—	—	—	—	2,210	1,000	50	1,660	1,220
Other British Possessions	—	—	—	—	—	227	1,202	275	1,715	207
TOTAL BRITISH EMPIRE	—	—	—	—	—	79,659	68,527	62,176	67,423	78,765
Germany	—	—	—	—	—	..	1,400	180	5,040	2,512
France	—	—	—	—	—	2,625	1,060	..	275	200
Italy	—	—	—	—	—	..	2,000	774	1,600	..
Persia	—	—	—	—	—	2,710	2,547	1,521	5,204	575
Java	—	—	—	—	—	2,200	250	..	1,200	1,252
Siam	—	—	—	—	—	250	2,254	1,022
Japan	—	—	—	—	—	1,150	200	154
United States of America— Vid Atlantic Coast	—	—	—	—	—	792	..	2,492	1,655	670
" Pacific "	—	—	—	—	—	..	1,210
Other Foreign Countries	—	—	—	—	—	1,790	200	1,000	222	707
TOTAL FOREIGN COUNTRIES	—	—	—	—	—	12,167	10,657	6,067	26,270	2,761
Share of Bengal	—	—	—	—	—	20,122	12,522	2,761	22,242	42,172
" Bombay	—	—	—	—	—	45,420	20,422	22,222	47,422	22,422
" Sind	—	—	—	—	—	12,222	6,222	10,222	7,222	2,222
" Madras	—	—	—	—	—	6,222	14,222	1,222	2,222	4,222
" Burma	—	—	—	—	—	7,222	12,222	2,222	2,222	2,222
TOTAL	—	—	—	—	—	92,222	79,124	62,222	92,222	67,222
Optical (XII. D)—										
United Kingdom	—	—	—	—	—	16,220	11,240	11,212	2,102	6,212
Straits Settlements (includ- ing Labuan)	—	—	—	—	—	26,222	..	50	..	250
Natal	—	—	—	—	—	1,500
Kenya Colony	—	—	—	—	—	..	200	2,007	700	555
Other British Possessions	—	—	—	—	—	1,740	700	475	520	625
TOTAL BRITISH EMPIRE	—	—	—	—	—	46,222	12,740	14,222	4,222	6,112
Germany	—	—	—	—	—	..	4,222	1,200	4,240	2,240
Switzerland	—	—	—	—	—	..	1,500
United States of America— Vid Atlantic Coast	—	—	—	—	—	..	17,220	..	52	2,711
Other Foreign Countries	—	—	—	—	—	620	202	200	920	1,240
TOTAL FOREIGN COUNTRIES	—	—	—	—	—	620	22,217	1,200	6,212	14,291
Share of Bengal	—	—	—	—	—	12,274	500	25	2,002	..
" Bombay	—	—	—	—	—	2,200	17,222	12,222	2,222	2,222
" Sind	—	—	—	—	—	720	207	1,222	444	10,222
" Madras	—	—	—	—	—	1,222	17,222	..	4,242	1,212
" Burma	—	—	—	—	—	26,222	700	1,222	..	250
TOTAL	—	—	—	—	—	46,222	26,222	15,240	9,222	20,222

GENERAL EXPORTS

(888)

FOREIGN MERCHANDISE

No. 15—continued.

ARTICLES, AND COUNTRIES OF FINAL DESTINATION; ALSO SHARE OF EACH PROVINCE	QUANTITY					VALUE				
	1922-23	1923-24	1924-25	1925-26	1926-27	1922-23	1923-24	1924-25	1925-26	1926-27
Instruments, Apparatus, and Appliances, and parts thereof—continued										
<i>Photographic (III. D)—</i>										
United Kingdom	—	—	—	—	—	71,625	16,981	1,33,471	15,542	24,414
Mesopotamia	—	—	—	—	—	39,320	9,928	5,598	2,450	1,662
Ceylon	—	—	—	—	—	135	1,822	2,356	1,365	5,901
Straits Settlements (including Labuan)	—	—	—	—	—	510	30,206	25,096	65,306	69,091
Federated Malay States	—	—	—	—	—	—	—	3,514	—	108
Cape of Good Hope	—	—	—	—	—	13,754	—	—	—	3,572
Zanzibar and Pemba	—	—	—	—	—	2,000	323	—	150	518
New South Wales	—	—	—	—	—	45	—	—	3,394	—
Australian Commonwealth (Total)	—	—	—	—	—	45	—	—	3,394	—
Other British Possessions	—	—	—	—	—	905	1,180	1,147	477	1,330
TOTAL BRITISH EMPIRE	—	—	—	—	—	1,28,294	60,440	1,81,182	88,694	1,06,591
Sweden	—	—	—	—	—	—	—	—	1,300	—
Germany	—	—	—	—	—	50	3,500	20,399	1,350	300
Italy	—	—	—	—	—	10	—	—	18,116	—
Austria	—	—	—	—	—	—	—	—	2,800	—
Persia	—	—	—	—	—	2,433	3,112	5,966	1,486	3,765
Java	—	—	—	—	—	1,000	—	300	—	750
China (exclusive of Hong- kong and Macao)	—	—	—	—	—	—	1,500	—	—	700
Portuguese East Africa	—	—	—	—	—	—	—	24,260	213	—
United States of America— Via Atlantic Coast	—	—	—	—	—	58,525	10,974	900	17,982	2,369
" Pacific "	—	—	—	—	—	—	—	—	—	100
Other Foreign Countries	—	—	—	—	—	—	225	1,211	650	505
TOTAL FOREIGN COUNTRIES	—	—	—	—	—	62,018	19,311	53,586	39,377	8,488
<i>Share of Bengal</i>	—	—	—	—	—	28,466	28,190	7,367	17,041	3,519
" Bombay	—	—	—	—	—	1,54,761	34,061	1,64,331	32,226	43,376
" Sind	—	—	—	—	—	5,700	477	13,495	5,478	410
" Madras	—	—	—	—	—	1,085	1,302	463	4,720	1,470
" Burma	—	—	—	—	—	310	16,721	48,643	62,606	64,304
TOTAL	—	—	—	—	—	1,90,312	79,751	2,34,718	1,28,071	1,14,079
Other kinds (III. 1)—										
United Kingdom	—	—	—	—	—	69,861	68,224	89,134	1,34,891	94,624
Palestine	—	—	—	—	—	—	—	—	2,000	1,320
Aden and Dependencies	—	—	—	—	—	20	994	530	310	1,477
Mesopotamia	—	—	—	—	—	12,861	6,990	26,987	12,432	14,583
Bahrain Islands	—	—	—	—	—	243	220	258	4,935	600
Ceylon	—	—	—	—	—	3,912	4,854	14,459	27,495	11,938
Straits Settlements (including Labuan)	—	—	—	—	—	18,616	4,615	5,324	4,423	22,276
Federated Malay States	—	—	—	—	—	—	1,085	740	400	4,215
Cape of Good Hope	—	—	—	—	—	—	—	1,375	450	—
Zanzibar and Pemba	—	—	—	—	—	455	1,311	1,164	3,300	—
Kenya Colony	—	—	—	—	—	745	783	1,770	1,210	11,650
Canada— Via Atlantic Coast	—	—	—	—	—	—	1,050	—	—	—
Victoria	—	—	—	—	—	—	—	38,372	—	—
New South Wales	—	—	—	—	—	3,904	535	—	—	700
Australian Commonwealth (Total)	—	—	—	—	—	3,904	535	38,372	—	700
Other British Possessions	—	—	—	—	—	780	700	340	825	655
TOTAL BRITISH EMPIRE	—	—	—	—	—	1,11,397	91,366	1,80,453	1,98,231	1,64,583
Sweden	—	—	—	—	—	—	—	10,836	—	—
Denmark	—	—	—	—	—	—	—	—	3,000	—
Germany	—	—	—	—	—	850	2,556	17,620	14,355	22,324
Netherlands	—	—	—	—	—	—	—	100	—	3,583
Italy	—	—	—	—	—	—	—	16,600	2,500	2,297
Native States in Arabia, other than Maskat Terri- tory and Trucial Oman	—	—	—	—	—	250	473	600	1,500	110
Persia	—	—	—	—	—	11,908	3,722	3,593	4,060	5,622
China (exclusive of Hong- kong and Macao)	—	—	—	—	—	6,000	—	120	434	—
Japan	—	—	—	—	—	400	—	—	630	4,234
United States of America— Via Atlantic Coast	—	—	—	—	—	12,654	68,327	4,984	10,147	24,333
" Pacific "	—	—	—	—	—	—	—	—	—	1,784
Other Foreign Countries	—	—	—	—	—	1,105	790	1,172	2,371	1,050
TOTAL FOREIGN COUNTRIES	—	—	—	—	—	33,167	75,873	60,658	38,997	66,136

No. 15—continued

ARTICLES, AND COUNTRIES OF FINAL DESTINATION; ALSO SHARE OF EACH PROVINCE	QUANTITY					VALUE				
	1922-23	1923-24	1924-25	1925-26	1926-27	1922-23	1923-24	1924-25	1925-26	1926-27
	Rs	Rs	Rs	Rs	Rs	Rs	Rs	Rs	Rs	Rs
Instruments, Apparatus, and Appliances, and parts thereof—continued										
<i>Other kinds (III, D)—contd.</i>										
<i>State of Bengal</i>	—	—	—	—	—	—	—	—	—	—
<i>Bombay</i>	—	—	—	—	—	49,343	42,723	1,03,315	84,371	92,723
<i>Sind</i>	—	—	—	—	—	79,322	99,484	92,544	95,732	79,964
<i>Madras</i>	—	—	—	—	—	5,746	2,493	29,409	14,947	17,498
<i>Burma</i>	—	—	—	—	—	13,273	22,642	12,322	25,641	23,627
TOTAL	—	—	—	—	—	14,275	2,489	11,567	14,557	16,636
Total value of Instruments, Appa- ratus, and Appliances, and parts thereof—										
United Kingdom	—	—	—	—	—	3,24,642	2,44,812	6,98,956	2,72,221	3,47,061
Palestine	—	—	—	—	—	..	80	..	2,000	1,820
Aden and Dependencies	—	—	—	—	—	7,191	5,877	4,806	10,627	16,265
Mesopotamia	—	—	—	—	—	1,46,068	69,940	67,450	60,805	42,555
Bahrein Islands	—	—	—	—	—	1,358	740	758	5,500	950
Ceylon	—	—	—	—	—	39,322	52,266	77,160	85,509	1,06,140
Straits Settlements (including Labuan)	—	—	—	—	—	54,755	72,220	1,12,928	1,22,967	1,32,690
Federated Malay States	—	—	—	—	—	..	1,460	12,102	1,445	15,822
Hongkong	—	—	—	—	—	300	2,600	..	7,040	990
Egypt*	—	—	—	—	—	605
Cape of Good Hope	—	—	—	—	—	12,754	400	1,425	450	8,572
Natal	—	—	—	—	—	1,600	..	124	849	1,698
Zanzibar and Pemba	—	—	—	—	—	5,550	2,624	2,514	11,205	2,412
Kenya Colony	—	—	—	—	—	6,194	10,624	25,145	24,162	26,910
Tanganyika Territory	—	—	—	—	—	1,450	850	2,400	1,240	580
Mauritius and Dependencies	—	—	—	—	—	14,952	2,920	7,355	2,503	..
Seychelles	—	—	—	—	—	1,025	500	222	500	910
Canada	—	—	—	—	—
<i>Via Atlantic Coast</i>	—	—	—	—	—	300	1,050
<i>" Pacific "</i>	—	—	—	—	—	..	300
British Guiana	—	—	—	—	—	..	400	..	1,320	..
Western Australia	—	—	—	—	—	1,140	..
South Australia (including Northern Territory)	—	—	—	—	—	320	..
Victoria	—	—	—	—	—	1,910	1,912	22,422	140	..
Tasmania	—	—	—	—	—	1,600
New South Wales	—	—	—	—	—	5,940	1,525	770	4,912	2,270
Australian Commonwealth (Total)	—	—	—	—	—	8,422	2,147	29,192	6,642	2,270
Other British Possessions	—	—	—	—	—	905	220	20	505	..
TOTAL BRITISH EMPIRE	—	—	—	—	—	6,22,450	4,76,250	10,41,608	7,19,702	7,09,664
Sweden	—	—	—	—	—	11,526	1,200	60
Denmark	—	—	—	—	—	..	300	..	2,000	..
Germany	—	—	—	—	—	2,42,427	22,966	48,002	22,040	49,698
Netherlands	—	—	—	—	—	2,902	650	650	291	5,422
Belgium	—	—	—	—	—	2,200	..	290	2,065	692
France	—	—	—	—	—	4,515	1,060	200	6,122	901
Switzerland	—	—	—	—	—	..	1,215	..	1,168	52
Italy	—	—	—	—	—	690	17,722	12,069	20,546	4,729
Austria	—	—	—	—	—	..	300	..	2,500	..
Maskat Territory and Trucial Oman	—	—	—	—	—	790	217	625	1,165	522
Other Native States in Arabia	—	—	—	—	—	2,522	2,472	750	6,100	265
Persia	—	—	—	—	—	47,226	22,512	25,292	24,052	21,729
Java	—	—	—	—	—	2,200	5,222	500	1,500	2,102
Siam	—	—	—	—	—	621	2,405	7,762	12,121	1,924
China (exclusive of Hongkong and Macao)	—	—	—	—	—	22,222	26,276	120	2,461	1,91,726
Japan	—	—	—	—	—	2,255	200	1,065	9,175	4,900
Egypt*	—	—	—	—	—	..	490	150	..	700
Portuguese East Africa	—	—	—	—	—	955	1,020	27,207	1,267	1,240
United States of America— <i>Via Atlantic Coast</i>	—	—	—	—	—	97,222	2,56,017	16,727	79,250	50,940
<i>" Pacific "</i>	—	—	—	—	—	2,220	1,210	1,220
Other Foreign Countries	—	—	—	—	—	1,410	2,260	152	222	1,545
TOTAL FOREIGN COUNTRIES	—	—	—	—	—	4,52,600	4,98,272	1,77,427	2,09,212	2,40,502

* Shown as a Foreign Country from 1922-2.

GENERAL EXPORTS

(890)

FOREIGN MERCHANDISE

No. 15—continued

ARTICLES, AND COUNTRIES OF FINAL DESTINATION; ALSO SHARE OF EACH PROVINCE	QUANTITY					VALUE				
	1922-23	1923-24	1924-25	1924-26	1926-27	1922-23	1923-24	1924-25	1925-26	1926-27
Instruments, Apparatus, and Appliances and parts thereof—concluded						R	R	R	R	R
<i>Total value of Instruments, Apparatus and Appliances and parts thereof—continued</i>										
Share of Bengal	—	—	—	—	—	1,01,889	4,34,781	6,06,330	3,04,355	3,17,327
“ Bombay	—	—	—	—	—	7,44,372	3,98,236	4,33,943	3,96,624	5,31,385
“ Sind	—	—	—	—	—	35,153	14,298	55,575	37,199	43,122
“ Madras	—	—	—	—	—	50,761	78,985	33,802	54,505	61,609
“ Burma	—	—	—	—	—	58,900	43,322	32,090	1,36,337	94,213
TOTAL	—	—	—	—	—	10,81,080	9,75,122	12,12,040	9,29,520	10,50,156
Ivory—Unmanufactured (II. S)	Lbs.	Lbs.	Lbs.	Lbs.	Lbs.					
United Kingdom	42,906	25,425	10,483	6,960	4,047	2,99,011	1,79,098	72,169	89,192	24,655
Ceylon	166	1,004
Hongkong	49,755	42,120	23,902	18,914	14,968	2,89,606	2,28,909	1,51,726	99,832	79,050
TOTAL BRITISH EMPIRE	92,661	67,711	34,385	25,874	19,015	5,88,617	4,09,006	2,23,895	1,39,024	1,03,705
China (exclusive of Hongkong and Macao)	7,241	5,550	6,704	7,531	..	51,499	34,848	40,039	42,822	..
Japan	43,951	21,442	9,863	18,588	8,838	2,09,423	1,32,707	65,744	1,14,857	63,259
Other Foreign Countries	214	1,595	..
TOTAL FOREIGN COUNTRIES	51,192	26,992	16,567	26,363	8,838	3,20,921	1,67,555	1,05,783	1,59,274	63,259
Share of Bengal	52	355
“ Bombay	143,853	94,703	50,952	52,237	27,301	9,09,533	5,76,561	3,29,673	2,98,292	1,66,599
TOTAL	143,853	94,703	50,952	52,237	27,353	9,09,533	5,76,561	3,29,673	2,98,292	1,66,954
Manufactured (III. F)										
United Kingdom	—	—	—	—	—	26,410	2,151	714	1,010	27,135
Other British Possessions	—	—	—	—	—	440	90	840
TOTAL BRITISH EMPIRE	—	—	—	—	—	26,850	2,241	1,554	1,010	27,135
Indo-China (including Cochin-China, Cambodia, Annam, Tonkin and French leased Territories in China)	—	—	—	—	—	3,000
Other Foreign Countries	—	—	—	—	—	562	240	165
TOTAL FOREIGN COUNTRIES	—	—	—	—	—	562	240	165	..	3,000
Share of Bengal	—	—	—	—	—	315	1,090	3,000
“ Bombay	—	—	—	—	—	637	1,786	1,655	10	27,135
“ Madras	—	—	—	—	—	26,410	600
“ Burma	—	—	—	—	—	..	95	64
TOTAL	—	—	—	—	—	27,412	2,481	1,719	1,010	30,135
Total value of Ivory	—	—	—	—	—	9,36,950	5,79,042	3,31,397	2,99,302	1,97,099
Jewellery (excluding imitation Jewellery and precious stones and pearls, unset), also Plate of Gold and Silver—										
Jewellery (III. F)										
United Kingdom	—	—	—	—	—	3,300	39,493	38,507	14,495	1,52,790
Ceylon	—	—	—	—	—	18,000	..	830	6,000	..
Natal	—	—	—	—	—	1,500	4,500
Canada—Vid Atlantic Coast	—	—	—	—	—	1,301
New South Wales	—	—	—	—	—	6,900
Australian Commonwealth (Total)	—	—	—	—	—	6,990
Other British Possessions	—	—	—	—	—	32	200	900
TOTAL BRITISH EMPIRE	—	—	—	—	—	22,832	44,193	40,237	21,095	1,60,991
Germany	—	—	—	—	—	137	3,000	..
France	—	—	—	—	—	..	180	8,190

No. 15—continued

ARTICLES, AND COUNTRIES OF FINAL DESTINATION; ALSO SHARE OF EACH PROVINCE	QUANTITY					VALUE				
	1922-23	1923-24	1924-25	1925-26	1926-27	1922-23	1923-24	1924-25	1925-26	1926-27
						R	R	R	R	R
Jewellery (excluding imitation Jewellery and precious stones and pearls, unset), also Plate of Gold and Silver—continued										
<i>Jewellery (III, F)—contd.</i>										
Italy	—	—	—	—	—	3,000
Siam	—	—	—	—	—	2,350
Indo-China (including Cochin-China, Cambodia, Annam, Tonkin and French leased territories in China)	—	—	—	—	—	4,500	..
Philippine Islands and Guam	—	—	—	—	—	..	9,500
United States of America—Vid Atlantic Coast	—	—	—	—	—	1,107	150	4,000
Other Foreign Countries	—	—	—	—	—	340	..
TOTAL FOREIGN COUNTRIES	—	—	—	—	—	5,357	6,530	8,327	6,840	4,000
<i>Share of Bengal</i>	—	—	—	—	—	32	22,700	29,412	29,275	33,022
.. Bombay	—	—	—	—	—	6,650	12,216	12,222	2,740	1,26,932
.. Sind	—	—	—	—	—	3,000	..	30	100	5,301
.. Madras	—	—	—	—	—	12,665	7,954	230	2,000	35
.. Burma	—	—	—	—	—	41	1,150	..	520	..
TOTAL	—	—	—	—	—	29,189	51,028	42,664	27,935	1,64,991
<i>Plate of Gold and Silver (III, F)—</i>										
United Kingdom	—	—	—	—	—	2,12,241	2,22,522	2,07,722	1,42,627	1,55,572
Aden and Dependencies	—	—	—	—	—	6,500	..
Mesopotamia	—	—	—	—	—	790	5,500	250
Ceylon	—	—	—	—	—	2,545	750	1,220	8	650
Straits Settlements (including Labuan)	—	—	—	—	—	..	2,520	..	8	12,270
Egypt*	—	—	—	—	—	5,500
Cape of Good Hope	—	—	—	—	—	2,250	742	..
Kenya Colony	—	—	—	—	—	722	1,222	2,220	4,940	2,100
South Australia (including Northern Territory)	—	—	—	—	—	150
New South Wales	—	—	—	—	—	1,000	1,500
Australian Commonwealth (Total)	—	—	—	—	—	1,000	1,500	150
Other British Possessions	—	—	—	—	—	160	1,520	600	90	612
TOTAL BRITISH EMPIRE	—	—	—	—	—	2,25,911	2,27,597	2,12,292	1,55,946	1,72,755
Germany	—	—	—	—	—	2,122	150	..
Belgium	—	—	—	—	—	600	6,000
France	—	—	—	—	—	2,400	12,275	..	10,200	2,200
Italy	—	—	—	—	—	690	2,220	200	7,800	..
Greece	—	—	—	—	—	4,500
Turkey, European	—	—	—	—	—	1,000
Persia	—	—	—	—	—	1,024	1,500	475
Java	—	—	—	—	—	2,000	..	272
Siam	—	—	—	—	—	2,000	290
China (exclusive of Hong-kong and Macao)	—	—	—	—	—	1,220	600	..
Japan	—	—	—	—	—	2,000	..
Egypt*	—	—	—	—	—	1,000	2,000
United States of America—Vid Atlantic Coast	—	—	—	—	—	222	1,222	1,200	5,440	772
Other Foreign Countries	—	—	—	—	—	250	400	200
TOTAL FOREIGN COUNTRIES	—	—	—	—	—	15,222	24,222	20,422	22,122	6,572
<i>Share of Bengal</i>	—	—	—	—	—	9,150	4,222	10,722	10,122	7,522
.. Bombay	—	—	—	—	—	2,22,222	1,72,222	1,22,222	1,22,222	24,222
.. Sind	—	—	—	—	—	22,222	22,222	27,122	10,771	5,522
.. Madras	—	—	—	—	—	42,222	20,222	16,110	12,222	20,222
.. Burma	—	—	—	—	—	20,222	27,222	21,222	12,222	20,222
TOTAL	—	—	—	—	—	2,41,122	2,51,222	2,20,222	1,24,122	1,79,222
<i>Total value of Jewellery, also plate of Gold and Silver</i>	—	—	—	—	—	2,29,222	2,12,222	2,20,222	2,12,222	2,44,222

* Excludes the Foreign Country from 1922-24.

GENERAL EXPORTS

FOREIGN MERCHANDISE

No. 15—continued

ARTICLES, AND COUNTRIES OF FINAL DESTINATION; ALSO SHARE OF EACH PROVINCE	QUANTITY					VALUE				
	1922-23	1923-24	1924-25	1925-26	1926-27	1922-23	1923-24	1924-25	1925-26	1926-27
Leather—										
<i>Hides, tanned or dressed</i>	Tons	Tons	Tons	Tons	Tons	R	R	R	R	R
(III. I)—										
Hongkong	14	6	86,200	12,000	..
Other British Possessions	521
TOTAL BRITISH EMPIRE	14	6	86,721	12,000	..
Belgium	450
Persia	1,968
China (exclusive of Hongkong and Macao)	..	3	7,000
TOTAL FOREIGN COUNTRIES	..	3	7,000	1,968	..	450
Share of Bombay
" Burma	..	3	14	6	7,000	2,486	12,000	450
TOTAL	..	3	14	6	7,000	38,200	12,000	450
Skins, tanned or dressed	Tons	Tons	Tons	Tons	Tons					
(III. I)—										
United Kingdom	69	81	51	38	8	16,04,208	22,22,748	14,76,694	9,18,032	98,617
Mesopotamia	1	2,985	1,829
Ceylon	33	1,800	..	115	..
Victoria	2,805	..
Australian Commonwealth (Total)
Other British Possessions	2,805	..
TOTAL BRITISH EMPIRE	70	81	51	38	8	16,07,226	22,24,591	14,76,694	9,20,962	95,446
Germany	4	12	3	1,67,546	1,58,674	71,555	16,070	8,162
Netherlands	10	3,23,958
Belgium	1,000	1,000
France	..	4	1	1	1,05,054	30,900	13,500	..
Italy	..	2	60,000
Turkey, European	10,000
Persia	2,440	..
China (exclusive of Hongkong and Macao)
United States of America— Via Atlantic Coast	7	13	10	5	..	1,80,197	2,50,760	2,99,838	96,610	48,984
TOTAL FOREIGN COUNTRIES	21	31	14	6	..	6,72,696	5,80,488	4,09,298	1,30,620	47,986
Share of Bengal
" Bombay	38	9	7	300	1,78,037	5,000	800	..
" Sind	55	103	53	44	8	9,30,800	13,48,678	1,91,045	5,246	2,129
" Madras	33	26,27,042	16,89,943	10,45,413	1,41,283
" Burma	110	115	..
TOTAL	91	112	65	44	8	22,79,922	28,05,079	18,85,987	10,51,572	1,48,412
Unwrought (III. I)—	Cwts.	Cwts.	Cwts.	Cwts.	Cwts.					
(III. I)—										
United Kingdom	..	10	101	25	8	..	8,340	15,147	9,096	2,327
Mesopotamia	39	33	9	..	105	7,754	8,610	2,000
Ceylon	..	1	..	2	300	..	2,278	..
Kenya Colony	..	16	7	40	1	..	2,125	970	5,289	240
Tanganyika Territory	4	1	1,850	100
Mauritius and Dependencies	64	2,950
Other British Possessions	2	2	..	1	1	351	325	..	160	116
TOTAL BRITISH EMPIRE	70	30	147	101	19	5,151	6,295	28,871	25,433	4,683
Germany	2	3,855
Persia	8	11	32	44	16	2,675	3,649	5,810	10,684	5,801
China (exclusive of Hongkong and Macao)	29	3,200
United States of America— Via Atlantic Coast	2	44	..	3,220	..	220	18,369	259
Other Foreign Countries	11
TOTAL FOREIGN COUNTRIES	39	11	32	88	18	9,095	3,649	6,041	29,058	9,915
Share of Bengal	60	1	3	61	4	1,450	400	1,647	24,230	5,216
" Bombay	30	33	176	123	33	9,696	8,744	28,034	29,398	9,376
" Sind	331	..	6
" Madras	168	..
" Burma	29	3	3,200	800
TOTAL	109	41	179	189	37	14,246	9,944	29,913	54,486	14,598
Manufactures (excluding Boots and Shoes) (III. I)—										
(III. I)—										
United Kingdom	79,780	1,08,268	29,277	23,713	48,688
Aden and Dependencies	2,954	2,516	2,011	1,305	2,566
Mesopotamia	12,212	30,130	20,412	16,809	12,156
Bahrain Islands	18	275	550	..	1,100
Ceylon	6,200	18,857	28,741	13,161	8,258
Straits Settlements (including Labuan)	834	215	225	180	3,100
Egypt*	300
Natal	33,399	..	720	125	..
Zanzibar and Pemba	9,736	2,446	2,250	1,860	659
Kenya Colony	25,605	35,198	38,003	24,637	7,112

* Shown as a Foreign Country from 1923-24.

No. 15—continued

ARTICLES, AND COUNTRIES OF FINAL DESTINATION; ALSO SHARE OF EACH PROVINCE	QUANTITY					VALUE				
	1922-23	1923-24	1924-25	1925-26	1926-27	1922-23	1923-24	1924-25	1925-26	1926-27
						R	R	R	R	R
Leather—continued										
Manufactures (excluding Boots and Shoes) (L.L. I) —contd.										
Tanganyika Territory	—	—	—	—	—	480	800	2,345	1,635	2,640
Mauritius and Dependencies	—	—	—	—	—	935	2,695	900
Western Australia	—	—	—	—	—	500
Victoria	—	—	—	—	—	300	80	..	322	..
New South Wales	—	—	—	—	—	475	..	35
Australian Commonwealth (Total)	—	—	—	—	—	1,775	30	35	322	..
Other British Possessions	—	—	—	—	—	922	730	450	1,333	481
TOTAL BRITISH EMPIRE	—	—	—	—	—	1,74,550	1,96,705	1,27,109	84,170	21,151
Germany	—	—	—	—	—	205	75	240	1,633	1,003
Italy	—	—	—	—	—	..	273	1,323
Native States in Arabia other than Maskat Territory and Trucial Oman	—	—	—	—	—	200	7,077	..	750	..
Persia	—	—	—	—	—	10,143	18,974	6,087	6,932	6,104
China (exclusive of Hong- kong and Macao)	—	—	—	—	—	1,912	5,000	473
Japan	—	—	—	—	—	..	2,912	1,550
Egypt*	—	—	—	—	—	..	150	..	100	..
Portuguese East Africa	—	—	—	—	—	2,543	6,773	1,250	1,760	6,010
United States of America— Via Atlantic Coast	—	—	—	—	—	3,260	3,930
Other Foreign Countries	—	—	—	—	—	300	1,000	166	325	374
TOTAL FOREIGN COUNTRIES	—	—	—	—	—	24,066	22,923	9,893	17,106	19,303
Share of Bengal	—	—	—	—	—	7,659	1,422	1,373	313	4,943
.. Bombay	—	—	—	—	—	1,61,293	2,22,223	1,22,712	22,222	22,272
.. Sind	—	—	—	—	—	6,351	7,977	1,070	3,713	6,033
.. Madras	—	—	—	—	—	31,922	471	2,794	3,150	2,362
.. Burma	—	—	—	—	—	299	399	1,450	1,227	3,022
TOTAL	—	—	—	—	—	1,92,616	2,26,628	1,27,002	1,01,275	1,00,544
Total value of Leather	—	—	—	—	—	24,02,784	20,57,663	20,91,537	12,19,323	2,69,004
Liquors— Ale, Beer, and Porter (L. D)—	Gals.	Gals.	Gals.	Gals.	Gals.					
United Kingdom	89	352	35	1,255	145	333	1,002	151	2,023	563
Aden and Dependencies	225	394	607	533	2,080	1,191	2,443	2,523	3,072	4,400
Mesopotamia	5,333	2,504	21,024	1,172	1,149	12,526	9,979	51,217	2,947	4,063
Ceylon	4,051	1,007	2,422	10,092	4,400	6,384
Straits Settlements (including Labuan)	66	1,040	4	1,540	2,030	513	3,030	51	2,150	3,600
Hongkong	4,160	7,370*
Seychelles	645	534	203	160	536	1,977	1,905	660	500	1,403
Other British Possessions	14	23	24	119	17	69	93	114	540	103
TOTAL BRITISH EMPIRE	10,473	6,907	21,962	4,802	12,639	32,756	22,905	55,121	12,223	23,105
Germany	10	..	401	107	21	42	..	1,060	397	102
Netherlands	67	4,529	..	177	12,030	..
Maskat Territory and Trucial Oman	262	24	1,313	134	24	367	123	2,969	459	90
Persia	1,995	1,037	1,734	235	220	3,333	3,124	4,399	716	774
Hemjam Island	1,092	45	170	355	22	3,300	240	730	5,110	80
Egypt*	1,117	22	..	3,960	103
Other Foreign Countries	115	42	35	74	21	622	240	403	307	33
TOTAL FOREIGN COUNTRIES	3,541	2,266	4,223	6,084	330	16,191	7,700	10,166	25,079	1,242
Share of Bengal	13	4	..	107	4,529	74	16	..	397	10,296
.. Bombay	12,476	7,220	24,759	7,931	4,523	46,340	23,016	61,309	21,320	9,037
.. Sind	440	737	1,323	1,272	1,293	1,619	2,222	3,219	2,959	4,331
.. Madras	1,054	5	1,376	2,295	20	3,173	..
.. Burma	30	3	37	..	2,609	614	30	179	..	3,393
TOTAL	14,014	9,173	26,180	10,886	12,969	48,947	30,605	65,227	37,914	29,347

* Shown as a Foreign Country from 1923-24.

GENERAL EXPORTS

(894)

FOREIGN MERCHANDISE

No. 15—continued

ARTICLES, AND COUNTRIES OF FINAL DESTINATION; ALSO SHARE OF EACH PROVINCE	QUANTITY					VALUE				
	1922-23	1923-24	1924-25	1925-26	1926-27	1922-23	1923-24	1924-25	1925-26	1926-27
Liquors—continued										
<i>Older and other fermented liquors (L. D)—</i>	Gals.	Gals.	Gals.	Gals.	Gals.	£	£	£	£	£
United Kingdom	29	81	1,840	472
Other British Possessions	20	29	6	6	..	200	200	40	36	..
TOTAL BRITISH EMPIRE	59	29	6	6	81	2,040	200	40	36	472
TOTAL FOREIGN COUNTRIES	40	16	17	26	..	834	139	98	207	..
<i>Share of Bengal</i>	29	1,840
" <i>Bombay</i>	70	40	23	24	4	534	230	133	144	39
" <i>Sind</i>	6	..	3	59	..	39	..
" <i>Madras</i>	77	433
TOTAL	99	45	28	32	81	2,874	389	133	243	472
Spirit—										
<i>Brandy (L. D)—</i>	Gals.	Gals.	Gals.	Gals.	Gals.					
United Kingdom	344	60	187	..	117	18,398	1,230	7,541	..	2,887
Aden and Dependencies	18	9	21	36	9	815	390	735	1,300	349
Mesopotamia	110	35	132	36	20	5,096	1,956	3,530	1,516	880
Ceylon	6	339	10	144	10,600	400
Other British Possessions	9	2	..	59	2	335	85	..	560	30
TOTAL BRITISH EMPIRE	487	445	350	131	148	24,778	14,261	12,206	3,376	4,096
Germany	56	26	246	117	..	312	225	1,012	760
France	47	100	191	67	..	1,800	2,590	4,716	2,248	..
Market Territory and Trucial Oman	97	72	165	455	180	1,893	1,087	1,703	3,210	1,694
Persia	88	105	66	65	225	2,455	2,610	997	1,545	3,461
Indo-China (including Cochin- China, Cambodia, Annam, Tonkin and French leased Territories in China)	90	1,610
Other Foreign Countries	8	57	30	..	2	455	620	1,110	..	48
(TOTAL FOREIGN COUNTRIES)	330	390	478	833	524	8,213	7,219	8,751	5,015	5,968
<i>Share of Bengal</i>	347	270	10	18,415	4,063	315
" <i>Bombay</i>	313	343	207	171	169	11,025	13,433	6,061	4,350	3,377
" <i>Sind</i>	152	176	403	517	367	3,539	3,085	7,130	6,619	5,354
" <i>Madras</i>	36	276	126	12	..	225	1,892	1,010
" <i>Burma</i>	108	137	360	7,541
TOTAL	817	835	823	954	672	32,991	21,480	20,957	11,391	10,059
Whisky (L. D)—										
	Gals.	Gals.	Gals.	Gals.	Gals.					
United Kingdom	683	721	2,306	203	204	21,539	20,348	61,617	5,310	5,946
Aden and Dependencies	266	118	58	23	..	7,760	4,001	1,774	944	..
Mesopotamia	2,387	471	114	134	162	90,230	14,221	2,698	4,973	2,850
Bahrain Islands	4	..	2	101	..	96	..	84	2,558	..
Ceylon	23	66	..	2	..	1,590	1,892	..	50	..
Straits Settlements (including Labuan)	75	..	8	4	11	1,664	..	215	66	250
Hongkong	113	6,440
Kenya Colony	44	1,440
Other British Possessions	7	260
TOTAL BRITISH EMPIRE	4,030	1,383	2,933	472	377	1,30,859	40,712	66,338	13,806	6,946

No. 15—continued

ARTICLES, AND COUNTRIES OF FINAL DESTINATION; ALSO SHARE OF EACH PROVINCE	QUANTITY					VALUE				
	1922-23	1923-24	1924-25	1925-26	1926-27	1922-23	1923-24	1924-25	1925-26	1926-27
						Rs	Rs	Rs	Rs	Rs
Liquors—continued										
Spirits—continued										
Whisky (L. D.)—continued	Gals.	Gals.	Gals.	Gals.	Gals.					
Belgium	214	0,000	..
Mascat Territory and Trucial Oman	320	64	102	410	134	7,327	930	1,322	2,147	2,236
Persia	364	407	229	123	63	9,681	11,806	4,560	4,487	1,741
Benjam Island	17	13	50	22	..	520	477	1,140	780	..
Other Foreign Countries	22	88	7	67	43	690	1,849	140	997	833
TOTAL FOREIGN COUNTRIES	723	572	388	841	240	18,718	14,673	7,162	18,501	4,869
Share of Bengal	190	50	1,517	..	20	2,224	1,662	27,215	..	402
.. Bombay	3,861	1,449	991	699	155	1,16,290	42,335	19,669	24,472	2,366
.. Sind	751	291	332	443	428	24,478	6,532	6,362	4,202	7,743
.. Madras	1	119	510	41	16	45	4,172	9,432	132	100
.. Burma	16	6	..	2	..	679	160	..	84
TOTAL	4,803	1,955	2,376	1,213	617	1,40,677	56,284	78,830	28,807	11,805
Other Sorts (L. D.)—	Gals.	Gals.	Gals.	Gals.	Gals.					
United Kingdom	120	6,221	17,478	1,255	59	4,901	20,472	20,685	12,226	1,621
A fen and Dependencies	1,241	721	1,112	785	663	5,772	2,000	4,226	9,689	1,616
Mesopotamia	833	574	105	726	371	9,112	9,922	1,225	2,426	1,602
Ceylon	4,004	7,824	1,252	592	2,044	5,802	14,080	1,966	1,272	2,658
Straits Settlements (including Labuan)	14	16	18	..	24	225	260	2,000	..	643
Kenya Colony	77	12	9	6	..	2,160	514	296	180	..
Mauritius and Dependencies	186	6,705
Other British Possessions	174	102	42	204	70	1,241	692	820	1,024	1,117
TOTAL BRITISH EMPIRE	6,764	15,470	20,019	3,669	2,240	20,480	49,708	70,525	20,277	9,019
Germany	81	106	254	26	..	2,761	399	22,262	980
France	197	6	67	2,025	168	1,021
Mascat Territory and Trucial Oman	25	23	20	250	40	246	222	260	9,162	298
Persia	151	160	109	144	42	2,450	2,245	2,165	1,271	922
Java	499	962	17	1,200	1,280	862
China (exclusive of Hongkong and Macao)	249	..	208	2,268	..	1,500
Japan	14	2	10,521	12,462	9,096	220	48	16,912	20,045	12,277
United States of America— Via Atlantic Coast	8	..	7	2,507	..	220
Other Foreign Countries	22	52	44	23	155	522	602	122	666	220
TOTAL FOREIGN COUNTRIES	1,165	1,288	11,142	12,240	9,427	10,254	9,485	22,207	62,699	10,219
Share of Bengal	4,215	6,221	1,262	295	2,225	12,262	10,221	2,094	6,022	6,000
.. Bombay	2,921	10,025	12,222	21,206	9,222	24,221	29,220	42,127	74,220	17,222
.. Sind	169	242	214	162	29	2,222	2,222	2,222	2,222	2,222
.. Madras	9	10,222	21	21	..	270	22,222	222	204
.. Burma	22	40	222	..	15	1,222	120	1,222	..	422
TOTAL	7,929	16,758	21,161	22,909	12,672	55,224	59,192	92,122	84,476	25,222

GENERAL EXPORTS

(896)

FOREIGN MERCHANDISE

No. 15—continued

ARTICLES, AND COUNTRIES OF FINAL DESTINATION; ALSO SHARE OF EACH PROVINCE	QUANTITY					VALUE				
	1922-23	1923-24	1924-25	1925-26	1926-27	1922-23	1923-24	1924-25	1925-26	1926-27
Liquors—continued						R	R	R	R	R
<i>Spirit—concluded</i>										
<i>Total Spirit—</i>	Gals.	Gals.	Gals.	Gals.	Gals.					
United Kingdom	1,127	7,002	20,471	1,458	379	44,778	42,050	1,28,843	17,596	8,364
Aden and Dependencies	1,025	848	1,192	849	672	14,347	6,991	6,835	5,933	1,965
Mesopotamia	3,835	1,080	351	896	553	1,04,489	26,100	7,513	8,320	5,232
Bahrain Islands	92	30	45	152	26	907	158	940	2,897	578
Ceylon	4,093	8,229	1,263	595	2,044	7,537	27,168	2,385	1,322	2,558
Straits Settlements (including Labuan)	94	16	26	4	45	2,114	850	2,305	66	795
Hongkong	120	2	2	6,490	80	30
Kenya Colony	121	12	9	6	..	3,600	514	298	180	..
Mauritius and Dependencies	138	6,785
Other British Possessions	86	79	..	312	50	1,070	775	..	1,245	539
TOTAL BRITISH EMPIRE	11,331	17,298	23,357	4,272	3,771	1,92,117	1,04,681	1,49,119	37,559	20,061
Germany	161	132	547	158	..	4,229	624	24,512	1,810
Belgium	214	1	6,090	3
France	244	100	191	73	67	9,825	2,590	4,716	2,411	1,051
Maskat Territory and Trucial Oman	442	164	287	1,215	354	10,566	2,320	3,285	16,510	4,278
Other Native States in Arabia	44	46	43	4	..	1,310	300	160	140	..
Persia	603	672	404	337	331	15,586	17,851	7,722	7,403	6,125
Sumatra Island	17	26	54	34	4	525	957	1,188	990	128
Java	501	962	17	1,260	1,580	862
Indo-China (including Cochin China, Cambodia, Annam, Tonkin and French leased Territories in China)	90	1,610
China (exclusive of Hongkong and Macao)	249	..	332	2,353	..	2,430
Japan	18	12	10,541	18,477	9,120	680	376	17,153	29,605	18,377
United States of America— Via Atlantic Coast.	8	..	7	2,507	..	380
Other Foreign Countries	2	107	..	13	156	53	1,373	..	454	429
TOTAL FOREIGN COUNTRIES	2,218	2,250	12,098	20,914	10,191	46,285	31,376	33,520	37,116	27,701
Share of Bengal	5,352	6,671	2,379	895	2,655	43,501	16,955	41,009	6,083	5,910
„ Bombay	7,300	11,377	19,591	22,805	10,247	1,62,236	95,608	70,357	1,03,362	24,241
„ Sind	1,063	710	354	1,148	331	30,635	13,242	16,216	12,471	15,558
„ Madras	1	128	11,522	338	169	57	4,543	43,266	2,258	1,314
„ Burma	33	162	519	..	17	1,923	1,709	11,391	..	539
TOTAL	13,549	19,548	35,365	25,186	13,962	2,39,402	1,36,057	1,87,639	1,24,674	47,762
Wines—										
Champagne and other sparkling wines (L. D.)—	Gals.	Gals.	Gals.	Gals.	Gals.					
United Kingdom	182	42	1	..	358	3,078	1,905	38	..	7,021
Mesopotamia	238	69	44	6	2	10,634	2,445	1,380	226	79
Ceylon	54	12	10	2,270	460	300	..
Other British Possessions	6	4	20	5	26	250	120	615	243	545
TOTAL BRITISH EMPIRE	426	169	77	21	386	13,962	6,721	2,493	766	7,634

No. 15—continued

ARTICLES, AND COUNTRIES OF FINAL DESTINATION; ALSO SHARE OF EACH PROVINCE	QUANTITY					VALUE				
	1922-23	1923-24	1924-25	1925-26	1926-27	1922-23	1923-24	1924-25	1925-26	1926-27
						Rs	Rs	Rs	Rs	Rs
Liquors—continued										
Wines—continued										
Champagne and other sparkling wines (L. D.)—continued	Gals.	Gals.	Gals.	Gals.	Gals.					
France	79	48	—	15	38	1,000	1,800	..	722	3,500
Other Foreign Countries	20	47	18	34	20	624	1,400	780	1,210	874
TOTAL FOREIGN COUNTRIES	99	95	18	49	58	1,624	3,200	780	1,932	4,374
Share of Bengal	74	38	1,418	3,500
" <i>Bombay</i>	341	235	35	61	41	12,322	7,921	2,742	2,310	2,109
" <i>Sind</i>	110	39	10	9	365	6,786	1,949	630	333	7,401
TOTAL	525	264	95	70	444	20,586	9,021	3,272	2,698	12,010
Port and other still red wines (L. D.)—	Gals.	Gals.	Gals.	Gals.	Gals.					
United Kingdom	400	36	..	240	371	6,071	744	..	1,910	4,415
Gibraltar	70	12	1,300	240	..
Aden and Dependencies	252	65	64	12	4	3,868	934	1,208	242	78
Mesopotamia	410	186	20	42	12	9,488	3,008	500	906	228
Ceylon	12	324	219	..	2	216	7,764	5,188	..	60
Other British Possessions	76	20	30	3	12	834	455	610	79	261
TOTAL BRITISH EMPIRE	1,160	581	403	309	401	21,972	12,995	2,896	2,868	5,032
France	..	1,798	124	72	17,383	2,080	1,940	..
Persia	123	53	67	50	40	2,703	1,042	1,551	1,200	1,068
Japan	21	58	6	540	1,358	126
Other Foreign Countries	33	46	68	92	8	666	844	900	1,006	168
TOTAL FOREIGN COUNTRIES	177	1,955	260	220	67	3,909	20,627	4,747	3,624	1,236
Share of Bengal	..	40	2	196	2	..	666	30	1,400	78
" <i>Bombay</i>	348	2,429	492	144	76	16,442	21,285	10,402	2,641	2,739
" <i>Sind</i>	473	67	109	187	380	3,481	1,492	2,221	2,627	4,447
" <i>Madras</i>	2	48
" <i>Burma</i>	4	..	60	2	..	100	..	630	32	..
TOTAL	1,327	2,536	668	529	458	25,071	23,522	13,642	7,010	6,262
Sherry and other still white wines (L. D.)—	Gals.	Gals.	Gals.	Gals.	Gals.					
United Kingdom	472	8	12	..	360	9,109	240	444	..	4,143
Aden and Dependencies	18	25	84	14	12	375	498	1,927	298	223
Mesopotamia	427	174	80	42	1	13,876	5,927	1,560	878	16
Ceylon	292	84	6,580	2,204
Other British Possessions	21	12	12	2	10	482	240	200	44	221
TOTAL BRITISH EMPIRE	938	511	272	58	382	23,843	13,485	7,026	1,215	4,607
Persia	420	13	35	43	51	8,589	260	772	1,057	1,016
Other Foreign Countries	37	12	4	2	110	725	200	90	48	846
TOTAL FOREIGN COUNTRIES	457	25	39	45	161	9,314	660	862	1,106	1,862
Share of Bengal	2	..	59	24	..	666
" <i>Bombay</i>	329	646	227	37	69	20,122	12,722	7,291	1,909	2,260
" <i>Sind</i>	574	30	22	16	376	12,960	1,413	522	411	4,643
" <i>Madras</i>	1	15
TOTAL	1,395	586	311	103	544	33,157	14,145	7,997	2,320	6,469

GENERAL EXPORTS

(898)

FOREIGN MERCHANDISE

No. 15—continued

ARTICLES, AND COUNTRIES OF FINAL DESTINATION; ALSO SHARE OF EACH PROVINCE	QUANTITY					VALUE				
	1922-23	1923-24	1924-25	1925-26	1926-27	1922-23	1923-24	1924-25	1925-26	1926-27
<i>Liquors—continued</i>						R	R	R	R	R
<i>Wines—concluded</i>										
Other sorts, including Vermouth and Ginger wine (L. D)—	Gals.	Gals.	Gals.	Gals.	Gals.					
United Kingdom	699	3	54	8,502	41	316
Aden and Dependencies	101	76	68	94	..	1,245	1,690	925	1,268	..
Mesopotamia	166	59	670	7	..	2,453	1,142	7,668	102	..
Other British Possessions	25	12	7	4	15	668	429	215	72	26
TOTAL BRITISH EMPIRE	981	150	799	105	15	12,868	3,302	9,119	1,442	26
Persia	129	143	74	67	48	1,992	2,050	906	929	68
Other Foreign Countries	3	17	5	15	36	49	345	64	179	47
TOTAL FOREIGN COUNTRIES	132	160	79	82	79	2,041	2,395	970	1,108	1,10
Share of Bengal	682	3	54	8,325	41	316
" Bombay	349	208	760	141	451	5,394	4,669	8,826	2,096	77
" Sind	80	99	69	35	46	1,150	1,087	763	381	59
" Madras	2	..	5	11	..	40	..	185	143	..
TOTAL	1,113	310	878	187	94	14,909	5,697	10,089	2,550	1,37
<i>Total Wines—</i>	Gals.	Gals.	Gals.	Gals.	Gals.					
United Kingdom	1,753	89	67	240	1,089	32,360	2,930	798	1,019	15,57
Gibraltar	70	12	1,300	240	..
Aden and Dependencies	377	166	231	122	40	5,734	3,122	4,571	1,837	72
Mesopotamia	1,231	438	814	97	15	36,451	12,523	11,103	2,101	31
Ceylon	12	676	320	10	2	222	16,904	8,637	300	..
Other British Possessions	122	42	49	12	39	1,978	924	1,134	392	81
TOTAL BRITISH EMPIRE	3,495	1,411	1,551	498	1,185	76,745	36,403	27,543	6,809	17,64
France	80	1,846	124	98	137	1,002	19,183	2,080	2,212	4,0
Persia	692	214	188	186	156	13,997	5,702	3,749	3,895	3,25
Japan	35	62	6	..	9	820	1,488	128	..	11
Other Foreign Countries	58	113	78	112	53	1,154	2,509	1,404	1,662	1,0
TOTAL FOREIGN COUNTRIES	865	2,235	396	396	355	16,978	26,892	7,359	7,769	8,5
Share of Bengal	756	43	58	196	139	9,743	705	480	1,400	4,11
" Bombay	2,358	3,368	1,614	433	234	54,400	56,647	39,261	8,836	4,9
" Sind	1,237	235	210	247	1,167	29,377	5,933	4,048	4,117	16,9
" Madras	5	..	5	11	..	103	..	185	143	..
" Burma	4	..	60	2	..	100	..	930	32	..
TOTAL	4,380	3,646	1,947	889	1,540	93,723	63,285	34,908	14,578	26,1

No. 15—continued

ARTICLES, AND COUNTRIES OF FINAL DESTINATION; ALSO SHARE OF EACH PROVINCE	QUANTITY					VALUE				
	1922-23	1923-24	1924-25	1925-26	1926-27	1922-23	1923-24	1924-25	1925-26	1926-27
Liquors—concluded						R	R	R	R	R
<i>Total Liquors—</i>	Gals.	Gals.	Gals.	Gals.	Gals.					
United Kingdom	2,998	7,443	20,572	2,059	1,894	79,366	45,982	1,23,792	22,141	24,970
Gibraltar	—	—	79	12	—	—	—	1,300	240	—
Aden and Dependencies	2,257	1,426	2,036	1,513	2,792	21,472	12,079	14,274	19,928	7,090
Mesopotamia	10,449	5,033	22,189	2,165	1,717	1,59,466	48,632	69,933	13,368	9,630
Bahrain Islands	112	43	68	157	61	1,096	259	1,238	3,018	1,390
Ceylon	8,156	9,912	1,583	606	4,488	17,851	48,472	11,022	1,622	9,208
Straits Settlements (including Labuan)	160	1,056	30	1,564	2,125	2,627	2,980	2,286	2,216	4,396
Hongkong	132	2	—	—	4,162	6,784	80	—	—	7,400
Egypt*	32	—	—	—	—	2,158	—	—	—	—
Kenya Colony	188	37	47	44	13	4,054	900	1,140	556	186
Mauritius and Dependencies	138	—	—	—	—	6,788	—	—	—	—
Seychelles	703	606	206	180	601	2,567	2,049	980	830	1,420
Other British Possessions	88	87	12	280	45	462	1,165	108	1,790	562
TOTAL BRITISH EMPIRE	25,358	25,645	46,616	9,573	17,078	2,02,658	1,64,189	2,21,223	57,259	66,181
Germany	10	208	533	724	179	42	5,009	7,674	26,800	1,912
Netherlands	69	90	—	4,540	—	227	800	—	18,465	—
Belgium	—	—	—	214	2	—	—	—	6,090	24
France	324	1,946	315	173	204	10,822	21,773	6,796	4,922	5,117
Mascat Territory and Trucial Oman	710	200	2,120	1,420	415	11,589	2,372	8,508	17,009	5,092
Other Native States in Arabia	60	80	93	4	—	1,514	643	424	140	—
Persia	3,322	1,939	2,358	784	707	28,776	24,816	16,620	12,221	10,160
Henjam Island	1,109	85	230	989	39	6,125	1,587	2,098	6,100	501
Java	540	962	108	16	—	1,570	1,380	1,924	28	—
Indo-China (including Cochin-China, Cambodia, Annam, Tonkin and French leased Territories in China)	90	—	—	—	—	1,610	—	—	—	—
China (exclusive of Hongkong and Macao)	285	—	332	2	—	3,003	—	2,420	70	—
Japan	58	74	10,551	18,523	9,150	1,500	1,864	17,291	29,229	14,158
Egypt*	—	1,125	—	—	25	—	4,210	—	—	252
United States of America— Via Atlantic Coast	8	—	7	—	—	2,507	—	280	—	—
Other Foreign Countries	78	58	2	33	122	499	1,128	26	426	300
TOTAL FOREIGN COUNTRIES	6,864	6,767	16,649	27,420	10,276	79,783	66,097	86,078	1,20,170	27,510
Share of Bengal	6,155	3,712	2,937	1,163	7,222	55,153	15,875	41,429	7,220	20,244
.. Bombay	23,004	22,645	45,237	31,193	15,008	2,63,210	1,77,551	1,51,500	1,44,272	23,228
.. Madras	2,740	1,687	2,222	2,075	3,266	61,621	28,872	23,921	19,046	27,275
.. Madras	6	1,192	11,523	1,925	239	160	7,745	48,471	5,579	1,367
.. Burma	117	179	616	2	2,226	2,627	1,739	12,400	22	5,222
TOTAL	32,022	32,412	66,465	26,993	23,552	2,23,446	2,20,286	2,27,901	1,77,409	1,03,691

* Shown as a Foreign Country from 1923-24.

GENERAL EXPORTS

(900)

FOREIGN MERCHANDISE

No. 15—continued

ARTICLES, AND COUNTRIES OF FINAL DESTINATION; ALSO SHARE OF EACH PROVINCE	QUANTITY					VALUE				
	1922-23	1923-24	1924-25	1925-26	1926-27	1922-23	1923-24	1924-25	1925-26	1926-27
Machinery and millwork—						R	R	R	R	R
<i>Prime-movers (other than electrical)—</i>										
<i>Locomotives (excluding those for railways) (III. J)—</i>										
United Kingdom	—	—	—	—	—	60	900	80
United States of America— Vid Atlantic Coast	—	—	—	—	—	..	400
Share of Bombay	—	—	—	—	—	..	400
" Madras	—	—	—	—	—	30
" Burma	—	—	—	—	—	60	900
TOTAL	—	—	—	—	—	60	1,300	80
Others (III. J)—										
United Kingdom	—	—	—	—	—	98,021	13,735	5,860	7,120	49,323
Aden and Dependencies	—	—	—	—	—	500	..	125	180	3,030
Mesopotamia	—	—	—	—	—	800	4,490	2,525	..	14,893
Bahrain Islands	—	—	—	—	—	2,000
Ceylon	—	—	—	—	—	1,280	3,000	1,429	3,792	4,350
Straits Settlements (including Labuan)	—	—	—	—	—	..	3,339	..	660	1,990
Hongkong	—	—	—	—	—	1,400
Kenya Colony	—	—	—	—	—	12,745	1,100
Victoria	—	—	—	—	—	7,460	620
Australian Commonwealth (Total)	—	—	—	—	—	7,460	620
Other British Possessions	—	—	—	—	—	1,711
TOTAL BRITISH EMPIRE	—	—	—	—	—	1,11,272	24,564	10,889	24,403	75,206
Germany	—	—	—	—	—	..	3,342	1,100	..	125
Belgium	—	—	—	—	—	3,043	..
Native States in Arabia other than Maskat Territory and Trucial Oman	—	—	—	—	—	5,896	1,800
Persia	—	—	—	—	—	..	10,200	1,320	2,590	2,707
Siam	—	—	—	—	—	9,260	950	..
China (exclusive of Hongkong and Macao)	—	—	—	—	—	..	750	10,000
Japan	—	—	—	—	—	3,900
United States of America— Vid Atlantic Coast	—	—	—	—	—	19,200	..	1,900	511	1,475
TOTAL FOREIGN COUNTRIES	—	—	—	—	—	28,096	14,292	15,480	7,094	16,107
Share of Bombay	—	—	—	—	—	1,15,333	17,575	14,406	25,040	34,353
" Sind	—	—	—	—	—	12,500	10,500	3,300	5,647	2,255
" Madras	—	—	—	—	—	1,280	3,060	103	900	4,700
" Burma	—	—	—	—	—	10,800	7,731	6,510
TOTAL	—	—	—	—	—	1,40,268	38,856	24,319	31,587	91,313

No. 15—continued

ARTICLES, AND COUNTRIES OF FINAL DESTINATION; ALSO SHARE OF EACH PROVINCE	QUANTITY					VALUE				
	1922-23	1923-24	1924-25	1925-26	1926-27	1922-23	1923-24	1924-25	1925-26	1926-27
Machinery and millwork— continued										
<i>Electrical machinery of all kinds (III. J)—</i>						B	B	B	B	B
United Kingdom	—	—	—	—	—	1,30,745	73,822	1,20,064	1,38,802	1,32,247
Aden and Dependencies	—	—	—	—	—	100	2,500	800	2,000	..
Mesopotamia	—	—	—	—	—	..	834	542	..	1,631
Ceylon	—	—	—	—	—	3,845	2,460	4,965	2,034	345
Straits Settlements (including Labuan)	—	—	—	—	—	7,340	2,200	11,075	6,812	2,645
Federated Malay States	—	—	—	—	—	2,500
Kenya Colony	—	—	—	—	—	..	400	3,800	1,250	2,700
Other British Possessions	—	—	—	—	—	240	1,465	..	700	..
TOTAL BRITISH EMPIRE	—	—	—	—	—	1,42,270	84,304	1,41,229	1,51,562	1,42,268
Germany	—	—	—	—	—	250	205	600	8,222	7,714
Netherlands	—	—	—	—	—	..	250	5,050
France	—	—	—	—	—	2,000	1,675
Spain	—	—	—	—	—	1,370
Italy	—	—	—	—	—	2,300
Mascat Territory and Trucial Oman	—	—	—	—	—	1,900
Persia	—	—	—	—	—	77	475	..	8,150	..
Borneo (Dutch)	—	—	—	—	—	2,070
Philippine Islands and Guam	—	—	—	—	—	25,905
United States of America— Vid Atlantic Coast	—	—	—	—	—	4,120	4,600	2,610	800	12,161
Other Foreign Countries	—	—	—	—	—	..	90	1,704	900	100
TOTAL FOREIGN COUNTRIES	—	—	—	—	—	33,921	7,295	6,414	18,342	26,417
<i>Share of Bengal</i>	—	—	—	—	—	22,263	21,372	2,202	59,499	60,654
" Bombay	—	—	—	—	—	48,212	37,991	23,222	93,229	89,207
" Sind	—	—	—	—	—	4,225	..	1,200	12,022	2,247
" Madras	—	—	—	—	—	29,702	9,222	1,04,020	1,450	792
" Burma	—	—	—	—	—	10,222	12,702	1,420	3,070	12,624
TOTAL	—	—	—	—	—	1,76,191	91,590	1,49,702	1,09,040	1,08,785
<i>Other sorts of Machinery (III. J)—</i>										
United Kingdom	—	—	—	—	—	7,62,008	2,98,105	7,59,718	6,05,222	6,07,242
Aden and Dependencies	—	—	—	—	—	11,842	18,227	6,722	6,110	7,200
Mesopotamia	—	—	—	—	—	22,452	29,422	61,227	29,104	19,791
Bahrain Islands	—	—	—	—	—	1,970	1,270	2,477	200	410
Ceylon	—	—	—	—	—	2,01,925	1,56,112	1,72,222	95,222	1,02,722
Straits Settlements (including Labuan)	—	—	—	—	—	4,422	11,242	1,22,222	1,40,222	72,222
Federated Malay States	—	—	—	—	—	..	2,100	1,200	12,222	1,240
Hongkong	—	—	—	—	—	22,702	2,209	2,200	942	12,212
Egypt*	—	—	—	—	—	550
Cape of Good Hope	—	—	—	—	—	22,122	..	200	112	2,100
Natal	—	—	—	—	—	12,097	..	72	200	2,222
Zanzibar and Pemba	—	—	—	—	—	2,700	10,224	12,220	100	2,400
Kenya Colony	—	—	—	—	—	22,222	62,122	1,42,441	1,02,224	40,417
Tanganyika Territory	—	—	—	—	—	4,220	2,172	21,297	2,020	1,200
Canada—	—	—	—	—	—
Vid Atlantic Coast	—	—	—	—	—	62,224
Western Australia	—	—	—	—	—	72	22,222	1,222
South Australia (including Northern Territory)	—	—	—	—	—	500	722	..
Victoria	—	—	—	—	—	22,041	..	1,270	2,712	1,202
New South Wales	—	—	—	—	—	572	..	500	..	24,217
Australian Commonwealth (Total)	—	—	—	—	—	24,222	22,222	2,222	2,222	22,222
New Zealand (including Nauru and British Samoa)	—	—	—	—	—	..	1,200	..	120	..
Other British Possessions	—	—	—	—	—	1,220	1,220	1,022	1,222	1,224
TOTAL BRITISH EMPIRE	—	—	—	—	—	12,10,922	6,42,420	12,12,024	10,22,217	9,22,107

* Shown as a Foreign Country from 1922-23.

GENERAL EXPORTS

(902)

FOREIGN MERCHANDISE

No. 15—continued

ARTICLES, AND COUNTRIES OF FINAL DESTINATION; ALSO SHARE OF EACH PROVINCE	QUANTITY					VALUE				
	1922-23	1923-24	1924-25	1925-26	1926-27	1922-23	1923-24	1924-25	1925-26	1926
Machinery and millwork— <i>concluded</i>						R	R	R	R	1
Other sorts of Machinery (III. J)—continued										
Sweden	—	—	—	—	—	..	16,000	36,700	..	22
Norway	—	—	—	—	—	1,080
Denmark	—	—	—	—	—	877	1
Germany	—	—	—	—	—	2,560	6,247	53,710	41,549	28
Netherlands	—	—	—	—	—	6,795	225	28,550	..	3
France	—	—	—	—	—	100	550	3,500	..	18
Spain	—	—	—	—	—	7,344
Italy	—	—	—	—	—	..	2,500	..	800	6
Roumania	—	—	—	—	—	7,000	..
Greece	—	—	—	—	—	1,406	..
Mascat Territory and Trucial Oman	—	—	—	—	—	3,680	3,250	8,964	1,525	..
Other Native States in Arabia	—	—	—	—	—	2,020	3,900	2,000	2,285	1
Persia	—	—	—	—	—	34,524	34,888	19,270	28,906	41
Sumatra	—	—	—	—	—	461	3,530	..
Java	—	—	—	—	—	8,501	7,070	13,669	58,644	22
Siam	—	—	—	—	—	..	2,505	11,498	8,531	2
Philippine Islands and Guam	—	—	—	—	—	..	1,200	..	290	13
China (exclusive of Hongkong and Macao)	—	—	—	—	—	7,790	9,291	3,290	74,852	3
Japan	—	—	—	—	—	28,290	25,448	29,716	20,009	8
Egypt*	—	—	—	—	—	..	50	430	13,000	..
Portuguese East Africa	—	—	—	—	—	31,754	1,815	6,050	1,075	17
United States of America— Via Atlantic Coast	—	—	—	—	—	2,93,690	24,018	44,939	94,489	37
" Pacific "	—	—	—	—	—	64,898	3,550	883
Argentine Republic (includ- ing the Atlantic Coast of Patagonia)	—	—	—	—	—	..	5,742	469	1,08,330	..
Other Foreign Countries	—	—	—	—	—	125	350	900	1,018	2
TOTAL FOREIGN COUNTRIES	—	—	—	—	—	4,93,151	1,52,099	2,66,909	4,68,066	2,92
Share of Bengal	—	—	—	—	—	5,22,368	2,24,621	4,36,034	6,40,352	5,24
" Bombay	—	—	—	—	—	7,67,284	4,66,662	3,33,825	4,21,732	6,29
" Sind	—	—	—	—	—	2,19,709	15,471	60,762	27,761	47
" Madras	—	—	—	—	—	85,215	63,272	62,644	97,781	42
" Burma	—	—	—	—	—	1,08,587	37,533	1,99,878	3,44,056	78
TOTAL	—	—	—	—	—	17,04,143	7,97,549	15,83,032	14,91,683	12,20
<i>Total value of Machinery and millwork</i>	—	—	—	—	—	20,20,662	9,29,304	17,57,055	10,93,210	14,80
Matches (III. V)—	Gross of boxes	Gross of boxes	Gross of boxes	Gross of boxes	Gross of boxes					
United Kingdom	500	1,500
Aden and Dependencies	27,125	5,510	..	2,000	..	58,132	13,780	..	6,200	..
Mesopotamia	109,900	185,375	6,050	23,275	5,625	1,72,175	3,99,984	18,100	52,740	13
Bahrain Islands	47,550	42,000	3,675	3,800	375	92,425	88,867	21,125	20,863	1
Ceylon	17,150	10,380	25	21,560	21,809	1
Zanzibar and Pemba	16,500	23,200	31,851	13,700	3,125	23,350	70,285	80,123	34,289	19
Kenya Colony	5,800	500	1	12,150	1,250
Tanganyika Territory	10,875	..	2,225	0,500	..	12,875	..	4,650	13,500	..
Seychelles	1,975	5,550	2,325	3,150	2,075	3,875	11,670	6,068	7,125	6
TOTAL BRITISH EMPIRE	220,025	272,185	63,376	63,355	16,326	3,81,482	5,85,836	1,51,426	1,56,526	40

* Shown as a Foreign Country from 1923-24.

No. 15—continued

ARTICLES, AND COUNTRIES OF FINAL DESTINATION; ALSO SHARE OF EACH PROVINCE	QUANTITY					VALUE				
	1922-23	1923-24	1924-25	1925-26	1926-27	1922-23	1923-24	1924-25	1925-26	1926-27
	Gross of boxes	Gross of boxes	Gross of boxes	Gross of boxes	Gross of boxes	R	R	R	R	R
Matches (III. V)—continued										
Belgium	780	1,600
France	1,600	4,378
Maskat Territory and Trucial Oman	189,155	103,025	89,911	37,899	5,400	2,74,540	1,69,696	1,99,390	84,425	18,069
Other Native States in Arabia	142,675	80,250	30,250	22,550	5,000	2,32,964	1,95,199	47,300	46,684	11,062
Persia	117,250	58,650	60,250	94,807	29,725	2,22,024	1,32,267	1,40,693	2,13,205	66,500
Egypt*	15,000	22,500
Portuguese East Africa	28,620	33,375	30,878	48,175	31,975	44,178	61,925	74,684	1,02,330	77,528
Italian East Africa (Somali- land and Eritrea)	1,250	180	..	500	..	2,450	395	..	1,250	..
Other Foreign Countries	25	4	4	..	34	75	5	6	..	80
TOTAL FOREIGN COUNTRIES	478,975	288,464	202,891	203,922	72,884	8,27,231	5,81,987	4,66,297	4,47,900	1,69,048
<i>Share of Bengal</i>	8,300	786	14,244	1,600
.. <i>Bombay</i>	637,195	513,629	232,947	221,377	77,110	11,21,273	10,44,365	6,27,076	4,64,749	1,41,310
.. <i>Sind</i>	11,805	46,800	22,200	46,000	21,850	27,449	1,22,452	99,787	1,04,423	27,139
TOTAL	699,000	560,599	271,167	272,277	89,710	12,08,712	11,67,822	6,17,263	6,04,486	2,00,040
Mats and Matting (III. V)	Sq. yards	Sq. yards	Sq. yards	Sq. yards	Sq. yards					
Aden and Dependencies	2,327	2,270	3,320	2,440	2,050	2,620	2,720	3,375	2,255	1,318
Mesopotamia	1,520	3,115	1,050	1,511	4,740	1,370	3,369	1,000	1,227	1,990
Bahrain Islands	310	2,900	2,100	551	1,440	310	3,010	2,165	580	770
Natal	5,258	..	1,100	300	406	8,385	..	1,320	380	400
Zanzibar and Pemba	4,360	4,030	2,760	4,980	1,900	4,840	4,162	2,405	4,475	2,150
Kenya Colony	2,190	2,323	5,415	4,064	16,955	1,555	2,677	6,057	3,920	11,188
Tanganyika Territory	610	500	1,470	400	1,000	710	450	1,960	400	1,300
Mauritius and Dependencies	7,572	7,925	2,615	1,500	2,770	6,005	8,285	2,265	1,400	2,480
Other British Possessions	400	1,105	303	534	1,181	500	974	178	728	923
TOTAL BRITISH EMPIRE	24,547	24,068	22,083	16,610	32,226	26,295	25,737	23,025	14,735	22,498
Switzerland	600	1,183
Maskat Territory and Trucial Oman	4,925	3,638	2,964	2,400	2,175	5,275	3,363	2,552	2,560	2,160
Other Native States in Arabia	880	2,977	1,470	2,250	2,200	740	3,370	2,140	1,980	2,820
Persia	5,781	10,654	4,176	8,758	1,923	6,319	6,591	4,008	7,904	1,420
Portuguese East Africa	2,095	4,586	1,250	1,380	2,043	1,945	4,519	1,860	1,470	1,995
Italian East Africa (Somali- land and Eritrea)	1,150	600	660	350	500	1,450	400	300	370	500
United States of America— Via Atlantic Coast	225	1,000	366	1,582
Other Foreign Countries	459	229	450	300	..	450	200	260	300	..
TOTAL FOREIGN COUNTRIES	15,281	22,900	12,590	15,533	10,861	16,179	20,899	13,970	14,544	8,565
<i>Share of Bombay</i>	39,223	46,212	24,195	31,650	42,661	42,274	45,227	26,277	22,226	20,503
.. <i>Sind</i>	769	120	423	575	..	780	90	610	430
.. <i>Madras</i>	6	23	4	25
.. <i>Burma</i>	6	21	3	160
TOTAL	39,223	46,987	24,323	32,148	43,247	42,474	46,026	26,295	20,279	21,063

* Shown as Foreign Country from 1922-24.

GENERAL EXPORTS

(904)

FOREIGN MERCHANDISE

No. 15—continued

ARTICLES, AND COUNTRIES OF FINAL DESTINATION; ALSO SHARE OF EACH PROVINCE	QUANTITY					VALUE				
	1922-23	1923-24	1924-25	1925-26	1926-27	1922-23	1923-24	1924-25	1925-26	1926-27
Metals and Ores—										
Brass, Bronze, and similar alloys, wrought										
Mixed or yellow metal for sheathing (III. L)—	Cwts.	Cwts.	Cwts.	Cwts.	Cwts.					
United Kingdom	1,959	9	12	1,51,780	597
Aden and Dependencies	13	15	25	7	45	1,300	1,140	2,120	800	2,
Mesopotamia	12	4	44	25	..	1,250	400	2,925	1,525	..
Bahrain Islands	18	30	20	16	5	1,585	1,970	1,500	1,010	..
Ceylon	32	35	1	2,452	2,105	25
Seychelles	5	10	16	5	..	340	700	1,075	..
Other British Possessions	25	10	6	12	..	2,070	730	700	902	..
TOTAL BRITISH EMPIRE	2,059	108	106	76	67	1,60,437	7,392	7,970	5,312	4,
Native States in Arabia other than Maskat Territory and Trucial Oman	3	42	300	2,815
Persia	648	899	1,155	425	385	49,395	66,440	77,225	27,770	21,
Other Foreign Countries	11	7	21	..	11	1,600	475	1,508
TOTAL FOREIGN COUNTRIES	659	909	1,218	425	396	50,995	67,215	81,548	27,779	22,
Share of Bengal	2	10	509
.. Bombay	2,711	1,011	1,324	498	451	2,09,975	74,115	89,516	32,761	25,
.. Sind	1	2	..	5	..	277	175	..	310	..
.. Madras	4	257
.. Burma	4	2	630
TOTAL	2,718	1,017	1,324	501	463	2,11,432	74,547	89,516	33,091	26,
Other sorts (III. L)—	Cwts.	Cwts.	Cwts.	Cwts.	Cwts.					
United Kingdom	129	31	18	52	313	20,638	22,180	1,925	10,065	18,
Aden and Dependencies	47	35	26	31	8	6,340	4,250	3,030	3,027	..
Mesopotamia	17	15	40	58	60	2,300	1,655	4,283	5,212	5,
Ceylon	34	12	7	8	11	3,485	1,420	675	1,114	1,
Straits Settlements (including Labuan)	2	3	66	2	..	355	620	2,075	..
Federated Malay States	2	..	7	14	..	275	..	763	1
Cape of Good Hope	1	5	600	1,010	..
Natal	30	4,142
Zanzibar and Pemba	39	25	38	29	36	5,570	4,450	6,500	5,385	4
Kenya Colony	5	13	22	8	2	750	1,484	3,612	1,115	..
Mauritius and Dependencies	6	15	..	1	..	1,200	1,720
Fiji Islands	2	8	2	400	1,309	..
Other British Possessions	13	9	8	9	14	1,035	1,90	1,125	1,244	1
TOTAL BRITISH EMPIRE	286	150	203	261	463	41,413	38,368	28,282	32,310	34
Germany	1	2	8	1	95	100	1,000	985	120	9
Native States in Arabia other than Maskat Territory and Trucial Oman	2	15	..	9	13	450	1,370	..	960	..
Persia	37	85	55	167	80	4,778	7,324	4,487	13,316	6
Japan	60	1	8,125	50	..	15	..
Egypt*	15	6	6,975	360	..
Portuguese East Africa	28	55	2	..	2	3,169	5,733	160	8	..
United States of America— Via Atlantic Coast	9	1	3	..	5	5,143	102	613	..	1
.. Pacific	5	1,500	..
Other Foreign Countries	2	10	6	12	13	270	1,055	1,690	1,095	1
TOTAL FOREIGN COUNTRIES	139	160	89	200	208	22,035	16,634	14,010	17,374	2
Share of Bengal	76	19	10	31	119	10,335	19,331	1,640	7,032	1
.. Bombay	344	296	236	239	483	51,243	34,701	36,878	21,708	3,
.. Sind	3	..	33	39	2	225	..	2,561	3,900	..
.. Madras	3	4	102	60	30	776	243	7,044	..
.. Burma	2	1	9	..	2	1,565	195	1,815
TOTAL	425	319	292	481	671	63,448	55,002	43,142	49,654	5
TOTAL BRASS, BRONZE, AND SIMILAR ALLOYS	Cwts. 3,143	Cwts. 1,336	Cwts. 1,616	Cwts. 982	Cwts. 1,134	2,74,880	1,29,549	1,32,658	82,775	8

* Shown as a Foreign Country from 1923-24.

No. 15—continued

ARTICLES, AND COUNTRIES OF FINAL DESTINATION; ALSO SHARE OF EACH PROVINCE	QUANTITY					VALUE				
	1922-23	1923-24	1924-25	1925-26	1926-27	1922-23	1923-24	1924-25	1925-26	1926-27
						Rs	Rs	Rs	Rs	Rs
Metals and Ores—continued										
Copper—										
<i>Unwrought—</i>										
These, ingots, cakes, bricks, and slabs (III. L)—(a)	Cwts.	Cwts.								
United Kingdom	300	—	—	—	..	18,055	—	—	—
Ceylon	40	..	—	—	—	2,703	..	—	—	—
TOTAL BRITISH EMPIRE	40	300	—	—	—	2,703	18,055	—	—	—
Share of Bengal	40	..	—	—	—	2,703	55	—	—	—
„ Madras	300	—	—	—	..	18,000	—	—	—
TOTAL	40	300	—	—	—	2,703	18,055	—	—	—
<i>Unwrought—</i>			Cwts.	Cwts.	Cwts.					
All sorts (III. L)—(a)										
United Kingdom	—	—	..	1	316	—	—	..	50	4,000
Ceylon	—	—	10	—	—	480
TOTAL BRITISH EMPIRE	—	—	..	1	324	—	—	..	50	4,480
Persia	—	—	45	—	—	2,041
Share of Bengal	—	—	316	—	—	4,000
„ Sind	—	—	45	1	..	—	—	2,041	50	..
„ Madras	—	—	10	—	—	480
TOTAL	—	—	45	1	324	—	—	2,041	50	4,480
<i>Wrought—</i>										
Sheets and other manufactures (III. L)—	Cwts.	Cwts.	Cwts.	Cwts.	Cwts.					
United Kingdom	19	1	25	726	20	1,765	150	2,000	10,655
Aden and Dependencies	26	15	2	167	42	2,265	1,375	200	11,740	3,121
Mesopotamia	106	154	67	113	55	8,050	12,786	5,290	7,839	4,008
Bahrain Islands	724	717	310	145	124	59,930	54,387	21,035	10,126	3,075
Ceylon	8	26	52	14	20	1,270	2,336	3,149	1,000	2,020
Zanzibar and Pemba	15	3	9	13	16	1,567	225	1,705	1,035	1,075
Kenya Colony	17	78	6	9	7	2,725	7,305	564	925	680
Seychelles	8	3	..	1	..	1,620	180	..	100	..
Other British Possessions	7	1	100	955	4	60	105
TOTAL BRITISH EMPIRE	904	1,022	447	487	1,000	77,848	81,614	31,497	36,734	79,860
Market Territory and Trustal OMAN	146	136	197	158	74	12,482	10,354	23,939	10,448	4,515
Other Native States in Arabia	92	266	244	33	147	7,734	20,257	17,457	2,500	5,794
Persia	1,370	2,955	4,971	3,453	3,946	1,12,115	2,32,545	3,41,320	2,25,094	2,32,768
Japan	20	..	1	1,068	..	60	..
United States of America—										
Via Atlantic Coast	12	1,390
Other Foreign Countries	5	6	..	1	..	1,200	523	23	143	..
TOTAL FOREIGN COUNTRIES	1,613	3,338	5,424	3,651	4,167	1,33,531	2,55,060	2,74,020	2,39,236	2,36,072
Share of Bengal	31	7	1	301	100	3,361	975	246	31,640
„ Bombay	2,477	4,235	5,698	4,058	4,333	2,03,199	3,33,630	3,93,822	2,70,838	2,33,781
„ Sind	60	116	137	31	6	3,080	3,106	3,416	5,125	494
„ Madras	23	34	2,373	2,313	710	11
TOTAL	2,517	4,405	5,871	4,138	5,167	2,11,379	2,37,464	4,06,526	2,76,069	3,16,931
Total Copper—	Cwts.	Cwts.	Cwts.	Cwts.	Cwts.					
United Kingdom	319	1	28	1,040	20	19,320	150	2,050	54,65
Aden and Dependencies	26	15	2	167	42	2,265	1,375	200	11,740	3,12
Mesopotamia	106	154	67	113	55	8,050	12,786	5,290	7,839	4,01
Bahrain Islands	724	717	310	145	124	59,930	54,387	21,035	10,126	3,07

(a) Shown under the head "Unwrought, All sorts" from 1924-25.

GENERAL EXPORTS

(906)

FOREIGN MERCHANDISE

No. 15—continued

ARTICLES, AND COUNTRIES OF FINAL DESTINATION; ALSO SHARE OF EACH PROVINCE	QUANTITY					VALUE				
	1922-23	1923-24	1924-25	1925-26	1926-27	1922-23	1923-24	1924-25	1925-26	1926-27
Metals and Ores—continued						R	R	R	R	R
Copper—continued										
Total Copper—continued	Cwts.	Cwts.	Cwts.	Cwts.	Cwts.					
Ceylon	48	26	52	14	39	4,003	2,836	3,149	1,000	2,504
Zanzibar and Pemba	15	3	9	13	16	1,867	225	1,105	1,055	1,076
Kenya Colony	17	78	6	9	7	2,726	7,305	564	925	654
Seychelles	8	3	..	1	..	1,620	180	..	100	..
Other British Possessions	7	1	100	956	4	60	165
TOTAL BRITISH EMPIRE	944	1,322	447	468	1,324	80,641	99,869	31,497	36,784	84,588
Maskat Territory and Trucial Oman	146	136	197	158	74	12,482	10,354	13,939	10,448	4,515
Other Native States in Arabia	92	266	244	38	147	7,734	20,257	17,457	2,690	3,794
Persia	1,370	2,955	5,016	3,453	3,946	1,12,115	2,22,546	3,44,221	2,25,694	2,22,763
Japan	20	..	1	1,968	..	60	..
United States of America— Via Atlantic Coast	1,330
Other Foreign Countries	5	6	12	1	..	1,200	525	23	143	..
TOTAL FOREIGN COUNTRIES	1,613	3,383	5,469	3,651	4,167	1,33,531	2,55,650	3,76,970	2,39,235	2,36,072
Share of Bengal	40	31	7	1	622	2,393	3,416	975	146	36,640
.. Bombay	2,477	4,235	5,699	4,066	4,353	2,68,199	3,23,630	3,28,322	2,70,538	2,33,781
.. Sind	40	116	176	33	6	3,080	3,100	11,357	6,175	495
.. Madras	333	34	..	10	..	20,373	2,313	110	495
TOTAL	2,557	4,705	5,916	4,139	5,491	2,14,172	3,55,519	4,03,467	2,76,019	3,20,411
Iron or steel—										
Anchor and cables (III. K)—	Tons	Tons	Tons	Tons	Tons					
United Kingdom	2	..	180	1,500	..	350	..
Bahrain Islands	5	7	..	4	..	2,530	2,250	..	2,900	..
Ceylon	6	3	1	6	42	3,675	1,340	300	9,000
Other British Possessions	1	1	2	3	1	250	925	885	1,200	550
TOTAL BRITISH EMPIRE	6	14	5	10	7	3,002	8,350	2,175	4,750	9,550
Maskat Territory and Trucial Oman	6	..	7	2	1	4,395	..	4,835	690	590
Other Native States in Arabia	2	2	0	3	1,315	1,233	1,675	3,235	1,335
Henjam Island	3	1,180	..
Other Foreign Countries	1	..	6	5	..	600	167	1,393	1,230	..
TOTAL FOREIGN COUNTRIES	7	2	15	16	4	6,310	1,400	8,453	6,335	2,425
Share of Bengal	2	..	3	6	..	650	..	750	2,500
.. Bombay	13	14	20	23	6	9,297	7,600	10,628	10,335	3,300
.. Sind	15
.. Burma	1,500	175
TOTAL	13	16	20	26	11	9,312	9,750	10,628	11,085	11,975
Angle, bolt, and rod (III. K)—	Tons	Tons	Tons	Tons	Tons					
United Kingdom	46	1	1	..	215	10,370	160	300	440
Aden and Dependencies	1	3	..	2	2	570	1,115	316	1,251	640
Mesopotamia	3	6	12	21	16	1,310	2,060	4,977	6,648	3,505
Ceylon	1	3	55	800	420	9,074	55	769
Zanzibar and Pemba	1	..	2	1	8	655	565	1,440	403	2,380
Other British Possessions	3	4	4	2	8	665	1,565	1,860	1,645	2,633
TOTAL BRITISH EMPIRE	9	62	74	27	34	4,215	16,095	17,627	10,302	10,876
Italy	3	2,500
Native States in Arabia other than Maskat Territory and Trucial Oman	7	1	100	1,900	100
Persia	1	6	7	76	..	305	1,151	1,046	13,510
Sumatra	3	1,100
Other Foreign Countries	1	..	1	2	..	980	..	1,320	1,793	113
TOTAL FOREIGN COUNTRIES	4	11	3	14	76	2,180	4,705	2,571	3,739	15,623

No. 15—continued

ARTICLES, AND COUNTRIES OF FINAL DESTINATION; ALSO SHARE OF EACH PROVINCE	QUANTITY					VALUE				
	1922-23	1923-24	1924-25	1925-26	1926-27	1922-23	1923-24	1924-25	1925-26	1926-27
	Tons	Tons	Tons	Tons	Tons	Rs	Rs	Rs	Rs	Rs
Metals and Ores—continued										
Iron or Steel—continued										
Angle, bolt, and rod (III. K)— continued										
Share of Bengal	3	3	40	6	..	1,190	2,370	7,753	979	13
" Bombay	10	57	27	33	106	5,330	15,606	10,889	11,898	27,509
" Sind	8	6	2	2,669	641	669	367
" Madras	60	..	35	..
" Burma	1	..	5	15	16	393	430	1,668
TOTAL	13	73	83	41	119	6,395	20,606	20,185	14,041	34,499
Bars and channels (III. K)—										
United Kingdom	38	1	6	9	180	12,018	1,180	10,892	11,981
Aden and Dependencies	78	100	17	10	4	27,157	36,693	7,412	4,017	1,841
Mesopotamia	47	19	13	18	27	15,553	8,738	3,403	4,305	6,880
Bahrein Islands	71	98	58	43	16	25,417	26,136	10,600	10,451	3,308
Maldives	1	1	3	325	495	1,440
Ceylon	67	97	93	1	27	20,220	26,212	20,687	392	5,023
Straits Settlements (includ- ing Labuan)	27	61	3	5,423	11,368	2,094	..	182
Federated Malay States	2	..	7	1,100	12	2,068
Zanzibar and Pemba	18	15	2	4	1	3,507	3,946	1,200	1,037	240
Kenya Colony	7	14	3	1	1	2,340	5,221	959	275	440
Tanganyika Territory	6	8	1	1	17	1,870	1,000	250	250	5,200
Other British Possessions	2	..	2	1	3	549	110	530	487	488
TOTAL BRITISH EMPIRE	317	451	198	85	111	1,02,635	1,32,011	50,811	31,408	37,100
Germany	10	..	5	1,587	..	3,432	..
Belgium	5	5	45	10,800	710
Mascat Territory and Tru- cial Oman	41	31	23	13	15	12,244	9,385	7,901	4,423	6,092
Other Native States in Arabia	62	116	73	52	10	19,506	28,007	25,048	10,043	2,390
Persia	111	117	84	35	88	26,284	20,733	26,956	4,721	12,748
Sumatra	3	1,200
Portuguese East Africa	1	..	3	11	..	720	..	1,900
Italian East Africa (Somal- land and Britoa)	6	4	8	2	..	1,300	1,408	1,357	800
Other Foreign Countries	36	20
TOTAL FOREIGN COUNTRIES	217	285	185	113	118	60,226	80,342	62,023	27,875	29,438
Share of Bengal	45	84	1	4	3	11,233	26,733	1,875	9,500	8,366
" Bombay	320	461	324	146	190	1,11,179	1,46,867	1,06,843	50,171	51,483
" Sind	162	163	53	47	18	33,763	32,393	10,202	9,000	4,662
" Madras	7	20	5	1	5	1,425	6,000	2,681	473	3,007
" Burma	3	231	580	393	..	180
TOTAL	534	736	383	198	229	1,62,861	2,12,963	1,31,934	69,283	69,926
Hoops and strips (III. K)—										
United Kingdom	57	86	51	42	122	44,387	47,189	36,199	25,628	47,848
Aden and Dependencies	3	1	..	1,365	205	285	275	110
Mesopotamia	23	49	27	1	250	7,600	15,750	6,339	282
Ceylon	56	38	10	10	1	14,249	9,637	2,241	1,500	244
Kenya Colony	10	25	20	4	..	2,775	8,125	5,200	1,000	72
Tanganyika Territory	5	..	12	1,265	67	2,450
Other British Possessions	2	3	3	1	..	535	1,400	400	300	160
TOTAL BRITISH EMPIRE	128	179	136	85	146	66,601	74,216	61,428	35,109	51,146
Belgium	19	3,281
Persia	1	1	2	1	2	286	270	555	144	500
Other Foreign Countries	4	1	60	800	326	..
TOTAL FOREIGN COUNTRIES	1	1	6	2	21	286	330	1,445	470	3,781
Share of Bengal	43	68	31	23	57	31,056	34,672	27,061	22,109	26,931
" Bombay	73	120	109	43	89	19,909	36,841	32,789	9,912	29,847
" Sind	1	1	1	3	..	209	270	200	..	72
" Madras	3	..	1	13	13	580	102	520	3,010	6,877
" Burma	9	1	2	..	3	12,144	2,801	1,293	..	1,400
TOTAL	129	189	144	87	167	63,977	74,546	62,873	35,579	64,927

GENERAL EXPORTS

(908)

FOREIGN MERCHANDISE

No. 15—continued

ARTICLES, AND COUNTRIES OF FINAL DESTINATION; ALSO SHARE OF EACH PROVINCE	QUANTITY					VALUE				
	1922-23	1923-24	1924-25	1925-26	1926-27	1922-23	1923-24	1924-25	1925-26	1926-27
Metals and Ores—continued						R	R	R	R	R
Iron or Steel—continued										
Nails, screws, rivets, and washers (III. K)—	Tons	Tons	Tons	Tons	Tons					
United Kingdom	19	1	3	6	1	11,808	1,056	2,509	3,137	662
Aden and Dependencies	17	5	4	5	3	10,237	2,525	2,200	3,055	2,315
Mesopotamia	46	74	29	18	4	20,165	30,316	14,939	5,660	2,164
Bahrain Islands	4	7	9	4	3	4,195	3,970	4,400	1,517	1,780
Ceylon (.	3	5	13	2	..	1,305	2,523	3,836	1,200	562
Zanzibar and Pemba	1	..	4	1	..	1,690	420	1,789	480	500
Kenya Colony	16	7	3	4	7	9,042	3,266	4,394	2,761	2,077
Tanganyika Territory	2	5	3	3	1	1,420	2,340	1,400	1,315	762
Mauritius and Dependencies	13	1	9,325	100	500
Seychelles	2	2	5	4	1	1,238	890	1,975	903	473
Other British Possessions	2	1	1	225	..	910	310	620
TOTAL BRITISH EMPIRE	123	106	80	47	22	70,740	47,261	33,542	20,537	12,440
Germany	5	2	2,057	1,750	..
Netherlands	12	2,688
Belgium	15	2	1	9,935	1,550	305
Muscat Territory and Trucial Oman	3	5	11	11	7	4,672	4,027	5,743	7,355	3,069
Other Native States in Arabia	19	18	17	5	9	14,522	9,490	10,210	3,634	4,255
Persia	16	35	33	18	19	9,340	25,202	20,029	9,512	3,310
Japan	2	1,500	33
Italian East Africa (Somaliland and Eritrea)	3	2	5	1	2	1,024	600	1,475	1,105	2,000
Other Foreign Countries	1	1	1	10	323	475	525	423	542
TOTAL FOREIGN COUNTRIES	61	60	84	38	48	39,816	42,844	42,760	23,779	118,551
Share of Bengal	1	3	1	5	10	945	2,561	..	4,075	362
.. Bombay	163	134	153	67	88	1,02,507	78,446	71,443	36,603	29,110
.. Sind	15	29	9	10	1	7,045	9,053	4,440	2,768	417
.. Madras	1	51	..	30	90	407
.. Burma	3	3	..	3	45	2,359	730	325
TOTAL	184	166	164	85	70	1,10,556	90,105	81,302	44,316	30,991
Old, for re-manufacture (II. F)—	Tons	Tons	Tons	Tons	Tons					
United Kingdom	1	197	5,126	38	20	140	18,363	2,18,360	2,632	1,913
Other British Possessions	1	1	3	..	10	690	31	400	..	900
TOTAL BRITISH EMPIRE	2	198	5,129	38	30	730	18,464	2,18,760	2,632	2,813
Germany	60	2,400	..
Netherlands	111	30	30	5,680	1,960	1,150
Belgium	238	99	102	11,936	6,119	4,920
France	280	9,850
Italy	3,424	10,773	14,244	14,458	17,653	3,50,730	4,25,463	5,31,511	5,33,231	5,96,315
China (exclusive of Hongkong and Macao)	5	..	203	150	..	7,769
Japan	435	..	3,213	10,875	..	97,293
United States of America— Via Atlantic Coast	520	10,401
Other Foreign Countries	2	207
TOTAL FOREIGN COUNTRIES	3,426	10,773	15,313	14,647	21,721	3,50,937	4,25,463	5,69,952	5,43,710	7,18,353
Share of Bengal	4,592	735	550	1,80,393	23,701	11,561
.. Bombay	3,424	9,701	10,324	13,442	20,664	3,50,730	4,00,296	4,32,439	5,08,631	6,23,947
.. Sind	2	1,250	4,533	503	260	157	37,500	1,54,375	13,960	7,500
.. Madras	2	20	501	..	337	630	937	10,030	..	3,163
.. Burma	440	100	..	11,025
TOTAL	3,428	10,971	20,442	14,635	21,751	3,51,667	4,38,932	7,83,712	5,46,342	7,21,163

No. 15—continued

ARTICLES, AND COUNTRIES OF FINAL DESTINATION; ALSO SHARE OF EACH PROVINCE	QUANTITY					VALUE				
	1922-23	1923-24	1924-25	1925-26	1926-27	1922-23	1923-24	1924-25	1925-26	1926-27
Metals and Ores—continued										
Iron or Steel—continued										
Pipes and fittings, cast (III, K)—	Tons	Tons	Tons	Tons	Tons					
Aden and Dependencies	9	..	4	125	..	2,516	..	2,440
Mesopotamia	15	1	14	2	10	11,400	510	6,372	980	2,908
Straits Settlements (including Labuan)	3	330	2,470
Other British Possessions	2	6	5	450	345	1,100	2,548	2,020
TOTAL BRITISH EMPIRE	15	1	25	8	22	11,975	855	9,938	3,838	10,838
Belgium	2	1,376
Native States in Arabia other than Maskat Terri- tory and Trucial Oman	3	..	292	..	10	1,155
Persia	2	1	2	1,345	..	180	905	890
Other Foreign Countries	675	..	35	470	165
TOTAL FOREIGN COUNTRIES	2	1	7	1,940	292	215	1,445	3,085
<i>Share of Bengal</i>	300
.. Bombay	12	..	23	9	16	8,517	190	9,244	4,422	7,687
.. Sind	6	..	2	..	3	4,165	732	900	175	2,190
.. Madras	2	..	215	1,320
.. Burma	3	33	10	60	140	2,196
TOTAL	17	1	25	9	29	12,915	1,147	10,204	5,303	14,418
Sheets and plates, galvanized (III, K)—	Tons	Tons	Tons	Tons	Tons					
United Kingdom	..	77	1	..	2	250	15,044	484	100	1,449
Aden and Dependencies	27	28	13	21	21	10,400	12,267	4,621	6,047	6,516
Mesopotamia	..	31	3	0	45	180	7,702	741	2,171	12,809
Bahrain Islands	2	5	5	0	2	1,230	2,488	2,730	1,120	800
Maldives	2	..	18	6	6	890	..	5,058	1,515	1,700
Ceylon	14	12	25	11	..	2,900	4,082	5,755	2,509	210
Straits Settlements (including Labuan)	..	7	2,658	..	110	350
Zanzibar and Pemba	1	..	2	1	3	555	92	490	310	1,208
Kenya Colony	2	36	660	10,870	..	15	80
Tanganyika Territory	5	..	2	4	..	1,620	..	510	1,500	160
Seychelles	..	8	2	5	6	90	2,582	452	2,450	1,917
Mauritius and Dependencies	5	5	20	2,845	1,642	6,748
Other British Possessions	262
TOTAL BRITISH EMPIRE	58	209	92	62	85	22,720	61,914	27,549	19,275	26,774
Italy	..	28	27,500
Maskat Territory and Trucial Oman	3	6	1	..	200	591	1,919	392
Persia	8	33	27	54	68	2,168	15,642	11,919	12,425	21,902
Portuguese East Africa	64	26	18	7	6	19,978	7,181	4,205	1,921	1,230
Italian East Africa (Somali- land and Britira)	1	1,500
Other Foreign Countries	1	..	3	1	2	681	312	980	640	800
TOTAL FOREIGN COUNTRIES	74	92	51	68	75	25,277	50,335	17,692	22,905	24,324
<i>Share of Bengal</i>	..	12	29	8	8	30	2,380	6,748	1,860	1,700
.. Bombay	122	273	123	106	161	46,481	1,02,998	38,209	35,214	47,391
.. Sind	4	12	..	29	3	1,426	4,317	10	5,268	982
.. Madras	16	148
.. Burma	..	3	957	274	125	350
TOTAL	132	301	143	130	160	47,997	1,12,249	45,241	42,183	51,098

GENERAL EXPORTS

(910)

FOREIGN MERCHANDISE

No. 15—continued

ARTICLES, AND COUNTRIES OF FINAL DESTINATION; ALSO SHARE OF EACH PROVINCE	QUANTITY					VALUE				
	1922-23	1923-24	1924-25	1925-26	1926-27	1922-23	1923-24	1924-25	1925-26	1926-27
Metals and Ores—continued						R	R	R	R	R
Iron or Steel—continued										
Sheets and plates, tinned (III. K)—	Tons	Tons	Tons	Tons	Tons					
Mesopotamia	1	..	10	1	..	720	..	4,855	578	..
Bahrain Islands	..	2	3	2	..	400	1,000	1,401	700	60
Ceylon	17	..	16	6,106	110	2,700	144	..
Hongkong	12	5,000	..
Seychelles	11	2	3	4	..	4,985	1,380	1,217	1,105	75
Other British Possessions	1	3	..	1	..	1,280	929	129	460	281
TOTAL BRITISH EMPIRE	30	7	31	20	..	13,441	3,509	10,802	7,887	418
Maskat Territory and Trucial Oman	8	4	4	1	..	5,270	2,120	1,145	870	100
Other Native States in Arabia	8	11	2	..	3	6,870	6,789	852	200	955
Perma	37	38	40	3	169	15,551	16,190	16,907	1,340	75,664
Portuguese East Africa	75
TOTAL FOREIGN COUNTRIES	53	51	46	4	172	27,766	25,059	18,904	1,910	76,719
Share of Bengal	16	3	..	12	..	5,903	894	1	3,010	50
.. Bombay	67	65	47	11	70	35,091	37,674	17,338	4,448	4,281
.. Sind	30	1	162	100	..	11,867	295	79,304
.. Madras	113	144	..
TOTAL	83	58	77	24	172	41,207	28,568	29,206	9,897	77,135
Sheets and plates, not galvanized or tinned (III. K)—	Tons	Tons	Tons	Tons	Tons					
Aden and Dependencies	2	5	1,080	2,580	50
Bahrain Islands	5	..	1	2,551	..	480
Maldives	5	..	2	..	19	1,500	160	640	..	13,000
Ceylon	..	1	69	5	239	12,900	1,000	230
Straits Settlements (including Labuan)	..	14	2,835	25	..	340
Hongkong	..	7	3,880
Mauritius and Dependencies	..	6	2,040	70
Seychelles	7	1	1,530	260
Other British Possessions	2	7	2	15	10	565	1,088	639
TOTAL BRITISH EMPIRE	5	28	80	24	23	1,515	3,664	17,761	6,198	15,013
Perma	2	..	63	10	26	400	..	23,691	3,130	4,386
United States of America, West Atlantic Coast	36	..	75	16,553
Other Foreign Countries	1	..	2	2	3	600	55	810	550	770
TOTAL FOREIGN COUNTRIES	3	..	65	12	65	1,000	130	24,501	3,680	22,159
Share of Bengal	6	14	11	2	59	2,100	5,774	2,973	340	36,962
.. Bombay	46	34	29	10,804	9,538	6,973
.. Sind	2	..	88	400	..	23,455	..	19
.. Madras	130	230
.. Burma	..	14	15	2,890	26
TOTAL	8	28	145	36	88	2,515	8,794	42,262	9,878	67,177
Tubes, pipes, and fittings, wrought (III. K)—	Tons	Tons	Tons	Tons	Tons					
United Kingdom	3	4	1	..	4	2,625	2,812	485	132	1,698
Aden and Dependencies	2	1	6	..	3	1,885	1,019	2,541	680	1,836
Mesopotamia	48	39	53	46	7	33,202	22,015	21,935	17,121	3,187
Hongkong	30	21,814
Zanzibar and Pemba	3	2	2	2,070	1,027	770
Kenya Colony	4	3	3	2	3	1,748	2,485	1,423	750	1,095
Tanganyika Territory	2	..	3	4	3	813	..	1,500	1,190	1,974
Mauritius and Dependencies	4	2	3,122	2,560
Seychelles	3	1	7	..	4	1,525	495	3,631	453	1,300
Other British Possessions	3	3	1,106	480	113	741	1,764
TOTAL BRITISH EMPIRE	105	52	73	55	29	74,910	32,393	31,633	21,069	18,673

No. 15—continued

ARTICLES, AND COUNTRIES OF FINAL DESTINATION; ALSO SHARE OF EACH PROVINCE	QUANTITY					VALUE				
	1922-23	1923-24	1924-25	1925-26	1926-27	1922-23	1923-24	1924-25	1925-26	1926-27
	Tons	Tons	Tons	Tons	Tons	R	R	R	R	R
Metals and Ores—continued										
Iron or Steel—continued										
Tubes, pipes, and fittings, wrought (III. K)—continued										
Germany	12	4,700
Maskat Territory and Tri- cial Oman	3	1,945	260	..
Persia	16	1	7	1	3	10,653	1,225	2,500	930	1,308
Other Foreign Countries	1	1	1	4	..	500	700	768	1,480	80
TOTAL FOREIGN COUNTRIES	17	2	23	5	3	11,153	2,000	9,970	2,680	1,388
Share of Bengal	38	4	..	3	3	22,534	1,925	..	688	1,404
" Bombay	32	35	31	53	23	61,342	22,970	39,233	22,931	22,242
" Sind	..	15	5	..	1	186	2,465	2,260	60	359
" Burma	2	2,000	..	20	..	20
TOTAL	122	54	96	60	32	96,062	34,393	41,608	23,720	15,001
Wire (III. K)—	Tons	Tons	Tons	Tons	Tons					
United Kingdom	12	..	1	17,300	74	75	25	..
Aden and Dependencies	1	..	6	4	1	1,015	300	2,440	1,190	205
Mesopotamia	..	3	6	5	..	512	1,350	2,217	2,212	212
Bahrain Islands	30	74	4	3	3	17,020	35,245	2,585	1,274	1,220
Ceylon	3	..	7	5	1	1,500	..	1,025	1,005	188
Straits Settlements (includ- ing Labuan)	12	145	5,425	252	600
Zanzibar and Pemba	1	2	1,027	395	100	200	..
Tanganyika Territory	7	50	55	200	400	1,650
Other British Possessions	..	1	1	1,025	558	100	40
TOTAL BRITISH EMPIRE	47	80	37	17	12	39,024	42,590	16,010	6,719	4,422
Maskat Territory and Tri- cial Oman	22	42	21	27	19	7,295	14,000	5,329	9,701	5,660
Other Native States in Arabia	..	1	5	5	..	80	1,075	1,795	1,294	458
Persia	4	13	17	8	6	2,308	5,176	7,322	2,071	3,550
Siam	2	2,000	..
Japan	7	41	..	10,017	17,590	..
Other Foreign Countries	75	82	8	300	..
TOTAL FOREIGN COUNTRIES	38	56	44	83	25	20,370	21,022	15,464	34,016	9,428
Share of Bengal	10	11,522	145	..
" Bombay	55	118	62	49	29	44,204	59,722	26,791	12,229	11,121
" Sind	14	20	16	9	3	2,025	3,765	3,474	2,424	1,990
" Burma	3	42	..	23	195	2,209	19,027	200
TOTAL	80	136	81	100	37	59,304	63,622	32,074	40,753	12,941
Other manufactures of iron or steel (III. K)—	Tons	Tons	Tons	Tons	Tons					
United Kingdom	6	6	4	10	44	6,605	3,648	2,122	2,929	32,059
Aden and Dependencies	18	6	12	8	3	9,508	1,640	2,824	1,903	715
Mesopotamia	35	42	92	26	70	22,904	12,216	21,166	7,940	16,623
Bahrain Islands	6	14	15	13	18	3,300	7,102	2,288	2,200	2,225
Ceylon	5	6	39	..	28	3,960	3,426	3,256	1,255	14,476
Straits Settlements (includ- ing Labuan)	..	1	..	13	4	190	170	..	2,475	1,764
Federated Malay States	15	1,250	..	350
Hongkong	1,975	200
Natal	1	1,400
Zanzibar and Pemba	6	..	7	3	19	1,592	200	1,775	1,000	3,575
Kenya Colony	3	2	4	..	13	2,612	2,045	1,142	..	2,520
Tanganyika Territory	..	14	1	2	..	350	5,500	300	452	500
Other British Possessions	2	90	640	70	..
TOTAL BRITISH EMPIRE	120	91	190	74	204	56,487	37,043	43,599	20,435	76,627

GENERAL EXPORTS

(912)

FOREIGN MERCHANDISE

No. 15—continued

ARTICLES, AND COUNTRIES OF FINAL DESTINATION; ALSO SHARE OF EACH PROVINCE	QUANTITY					VALUE				
	1922-23	1923-24	1924-25	1925-26	1926-27	1922-23	1923-24	1924-25	1925-26	1926-27
Metals and Ores—continued										
Iron or Steel—continued										
Other manufactures of iron or steel—continued										
Netherlands	55	3,300
Belgium	9	16,362
Italy	265	7,155	..
Masbat Territory and Trucial Oman	19	13	5	25	8	7,263	5,132	2,060	7,094	1,932
Other Native States in Arabia	2	6	3	1,117	941	990	750	300
Persia	6	71	48	15	210	4,454	20,558	16,327	11,437	38,031
Sumatra	2	1,100
Portuguese East Africa	2	1,096	133
United States of America via Atlantic coast	10	2,000	..
Other Foreign Countries	2	4	1,130	700	10	336
TOTAL FOREIGN COUNTRIES	31	101	115	324	218	15,030	44,250	23,377	23,446	40,599
Share of Bengal	9	7	35	227	7	10,927	1,951	10,337	12,622	6,355
" Bombay	136	142	170	69	372	62,562	66,313	33,552	29,010	35,189
" Sind	27	41	95	32	35	6,963	10,096	15,426	7,066	6,329
" Madras	1	15	..	6	25	1,021	2,256	32	7,110
" Burma	1	3	35	1,413	280	25	1,752
TOTAL	161	192	305	308	422	70,517	81,304	66,976	49,822	1,17,286
Total Iron or Steel—	Tons	Tons	Tons	Tons	Tons					
United Kingdom	98	458	5,189	106	214	84,589	1,07,928	2,62,715	45,913	98,457
Aden and Dependencies	146	143	72	56	41	62,932	56,159	26,665	21,870	16,467
Mesopotamia	245	238	283	181	190	1,11,286	93,007	97,971	55,813	49,195
Bahrain Islands	118	210	99	77	40	55,078	82,681	36,239	21,077	11,863
Maldives	8	1	26	5	25	2,840	655	3,263	1,516	14,700
Ceylon	167	168	329	39	66	62,982	62,736	69,979	11,205	33,192
Straits Settlements (including Labuan)	28	83	16	13	10	6,013	17,742	8,114	3,247	7,045
Federated Malay States	17	..	9	2,510	12	2,793
Hongkong	36	7	..	12	1	23,789	3,380	100	5,000	655
Natal	1	1,400
Zanzibar and Pemba	28	22	21	12	35	11,738	8,344	7,684	4,610	10,023
Kenya Colony	42	94	41	12	30	20,177	35,442	14,147	5,546	7,903
Tanganyika Territory	16	27	17	15	43	6,333	9,586	6,476	6,204	14,261
Mauritius and Dependencies	22	13	21	..	1	15,542	6,542	7,203	420	770
Seychelles	20	14	21	22	14	3,686	6,507	3,665	7,240	4,569
Other British Possessions	2	262	..	610	..
TOTAL BRITISH EMPIRE	975	1,478	6,152	552	725	4,63,985	4,73,370	5,56,786	1,90,233	2,71,894
Germany	10	17	67	1,579	6,757	8,242	236
Netherlands	178	30	30	11,618	1,960	1,156
Belgium	16	16	238	106	129	10,960	28,212	11,36	7,037	10,594
France	230	9,850
Italy	8,424	10,804	14,244	14,723	17,653	3,50,730	4,56,468	5,31,511	5,40,396	5,98,815
Masbat Territory and Trucial Oman	105	95	79	88	51	42,390	35,708	30,512	32,971	16,837
Other Native States in Arabia	94	156	108	69	30	44,542	50,149	42,060	30,166	12,128
Persia	203	313	329	155	664	73,853	1,14,368	1,23,734	59,901	1,37,154
Benjam Island	1	1	3	..	150	540	450	1,195	110
Sumatra	9	4,000
Fiam	1	3	..	3	100	720	2,480	..
China (exclusive of Hongkong and Macao)	5	..	203	36	..	150	..	7,854
Japan	7	2	435	41	3,213	10,017	1,500	10,903	17,690	97,298
Portuguese East Africa	66	28	21	8	7	21,585	3,344	5,353	2,344	3,322
Italian East Africa (Somaliland and)	5	9	13	11	4	3,124	2,650	4,533	2,932	2,800
United States of America—Via Atlantic Coast	23	556	..	75	..	3,060	26,959
Other Foreign Countries	6	..	13	2,230	506	1,036
TOTAL FOREIGN COUNTRIES	8,929	11,434	15,935	15,327	22,553	5,62,390	6,93,693	7,97,327	7,10,370	9,64,403

No. 15—continued

ARTICLES, AND COUNTRIES OF FINAL DESTINATION; ALSO SHARE OF EACH PROVINCE	QUANTITY					VALUE				
	1922-23	1923-24	1924-25	1925-26	1926-27	1922-23	1923-24	1924-25	1925-26	1926-27
Metals and Ores—continued										
Iron or Steel—concluded										
<i>Total Iron or Steel—contd.</i>	Tons	Tons	Tons	Tons	Tons	Rs	Rs	Rs	Rs	Rs
<i>Share of Bengal</i>	171	195	4,790	1,999	704	97,619	30,913	2,37,396	87,678	91,659
<i>Bombay</i>	9,478	11,108	11,453	14,089	21,756	2,42,749	9,66,963	2,18,145	7,51,213	10,06,457
<i>Sind</i>	232	1,546	4,323	633	457	62,639	1,10,781	2,32,319	42,223	57,624
<i>Madras</i>	12	41	522	14	312	2,064	2,526	28,597	2,239	22,224
<i>Burma</i>	11	22	449	25	14	14,604	10,411	19,543	21,657	9,203
TOTAL	9,904	12,912	22,107	16,879	23,278	10,26,375	11,77,563	18,53,118	9,01,133	12,80,207
Lead—										
<i>Unwrought—</i>										
<i>Ore (II. B)—</i>	Tons	Tons	Tons	Tons	Tons					
TOTAL BRITISH EMPIRE	2	1	..	1,100	280	888
TOTAL FOREIGN COUNTRIES	105	..	25	90	410
<i>Share of Bengal</i>	1	250	..
<i>Bombay</i>	1,008
<i>Sind</i>	2	1,205	..	25	90	290
TOTAL	2	1	..	1,203	..	25	340	1,298
Pig (III. L)—										
<i>United Kingdom</i>	Cwts.	Cwts.	Cwts.	Cwts.	Cwts.		1,69,048	2,418
<i>Other British Possessions</i>	84	71	9	10	21	880	1,650	280	675	884
TOTAL BRITISH EMPIRE	84	10,931	139	10	21	880	1,70,698	2,698	275	884
<i>Maskat Territory and Trucial Oman</i>	119	229	90	20	56	2,770	2,615	2,040	530	1,350
<i>Other Native States in Arabia</i>	..	50	1,000
<i>Perak</i>	..	1	55	76	28	1,375	1,440	..
TOTAL FOREIGN COUNTRIES	119	280	145	98	56	2,770	4,615	2,415	1,090	1,350
<i>Share of Bengal</i>	..	10,880	129	1,69,048	2,383
<i>Bombay</i>	153	350	155	108	77	2,880	6,266	2,730	2,266	1,904
<i>Sind</i>	..	1	28
TOTAL	153	11,211	284	108	77	2,880	1,76,338	6,118	2,266	1,904
Other sorts (III. L)—										
<i>United Kingdom</i>	Cwts.	Cwts.	Cwts.	Cwts.	Cwts.				30,580	1,400
<i>Aden and Dependencies</i>	127	24	2,175	678	..
<i>Ceylon</i>	..	40	..	5	61	..	1,603	..	156	1,010
<i>Other British Possessions</i>	13	29	1	440	900	25
TOTAL BRITISH EMPIRE	..	40	140	1,278	217	..	1,603	2,615	2,232	2,485
<i>Germany</i>	..	2,000	1,201	22,000	22,325
<i>Belgium</i>	..	820	1,056	420	6,440	23,019	2,628	..
<i>Maskat Territory and Trucial Oman</i>	64	153	179	1,490	4,180	5,115
<i>Java</i>	740	200	26,302	9,620
<i>China (exclusive of Hong-kong and Macao)</i>	49	40	1,629	1,290
<i>Other Foreign Countries</i>	14	3	9	360	90	200
TOTAL FOREIGN COUNTRIES	789	3,120	2,235	576	188	28,021	49,320	27,604	2,998	5,315
<i>Share of Bengal</i>	789	2,160	2,167	1,640	..	28,021	51,913	40,094	20,750	..
<i>Bombay</i>	204	213	345	2,155	2,066	6,765
<i>Sind</i>	4	60
<i>Madras</i>	1	60	40	925
TOTAL	789	2,160	2,375	1,854	405	28,021	51,913	51,209	40,410	7,750

GENERAL EXPORTS

(914)

FOREIGN MERCHANDISE

No. 15—continued

ARTICLES, AND COUNTRIES OF FINAL DESTINATION; ALSO SHARE OF EACH PROVINCE	QUANTITY					VALUE				
	1922-23	1923-24	1924-25	1925-26	1926-27	1922-23	1923-24	1924-25	1925-26	1926-27
Metals and Ores—continued						R	R	R	R	R
Lead—continued										
<i>Wrought, all sorts (III. D)—</i>	<i>Cwts.</i>	<i>Cwts.</i>	<i>Cwts.</i>	<i>Cwts.</i>	<i>Cwts.</i>					
United Kingdom	..	45	..	87	137	..	1,400	..	1,214	2,323
Mesopotamia	2	..	2	..	37	50	..	66	..	1,229
Ceylon	2	253	747	11	410	65	11,369	37,378	827	16,817
Straits Settlements (including Labuan)	23	1,150
Other British Possessions	8	2	4	10	1	290	235	140	360	50
TOTAL BRITISH EMPIRE	12	300	753	108	608	405	13,004	37,584	1,901	21,569
Mascat Territory and Trucial Oman	86	43	5	1,720	1,350	125
Java	532	461	200	200	..	19,242	16,420	3,024	7,999	..
China (exclusive of Hongkong and Macao)	9	80	3	311	2,409	2,178
Other Foreign Countries	4	1	1	5	6	132	45	100	214	150
TOTAL FOREIGN COUNTRIES	545	542	270	248	11	19,735	18,374	12,022	9,563	275
<i>Share of Bengal</i>	<i>541</i>	<i>791</i>	<i>930</i>	<i>287</i>	<i>421</i>	<i>19,553</i>	<i>30,033</i>	<i>46,303</i>	<i>9,213</i>	<i>16,914</i>
" Bombay	14	43	71	60	133	522	1,359	1,942	1,964	2,074
" Sind	7	200
" Madras	2	3	22	9	30	66	115	361	237	1,506
" Burma	23	1,160
TOTAL	557	842	1,023	356	619	20,140	31,378	49,006	11,464	21,844
Total Lead (excluding Ore)—	Cwts.	Cwts.	Cwts.	Cwts.	Cwts.					
United Kingdom	..	10,905	130	1,307	292	..	1,70,445	2,418	31,794	3,723
Aden and Dependencies	3	50	127	24	..	115	800	3,175	676	..
Mesopotamia	2	..	2	24	56	50	..	66	870	1,732
Ceylon	2	293	747	16	473	65	13,062	37,378	483	17,908
Straits Settlements (including Labuan)	23	1,150
Other British Possessions	39	23	26	25	2	1,055	1,085	360	665	75
TOTAL BRITISH EMPIRE	46	11,271	1,032	1,396	346	1,235	1,85,392	43,897	34,488	24,533
Germany	..	2,000	1,201	32,000	22,325
Belgium	..	820	1,956	420	6,440	23,019	3,328	..
Mascat Territory and Trucial Oman	119	229	220	216	240	2,770	3,615	5,250	6,080	6,620
Other Native States in Arabia	..	51	4	3	1,045	110	90	..
Persia	3	1	56	33	16	152	26	1,475	1,654	350
Java	1,272	721	200	200	..	45,634	26,040	3,024	7,999	..
China (exclusive of Hongkong and Macao)	53	120	3	1,940	3,669	2,178
Other Foreign Countries	1	..	10	30	..	250
TOTAL FOREIGN COUNTRIES	1,453	3,942	3,650	622	255	50,526	72,937	63,131	19,651	6,970
<i>Share of Bengal</i>	<i>1,330</i>	<i>14,311</i>	<i>4,223</i>	<i>1,937</i>	<i>421</i>	<i>47,574</i>	<i>2,50,141</i>	<i>35,230</i>	<i>43,621</i>	<i>16,914</i>
" Bombay	167	393	430	331	530	4,172	7,945	10,327	10,135	10,533
" Sind	..	1	4	..	7	..	23	60	..	200
" Madras	2	3	22	20	30	65	115	361	333	3,491
" Burma	23	1,160
TOTAL	1,499	15,213	4,682	2,318	1,101	51,811	2,58,229	1,07,028	54,139	31,553
Quicksilver (III L)—	Lbs.	Lbs.	Lbs.	Lbs.	Lbs.					
United Kingdom	1,902	3,536
Mesopotamia	1,725	3,375	890	..	450	4,153	7,831	2,100	..	1,150
Ceylon	1,125	..	25	225	232	4,375	..	115	600	625
Other British Possessions	80	136	379	50	156	250	470	360	150	472
TOTAL BRITISH EMPIRE	2,980	3,511	3,196	275	838	8,781	8,351	6,600	750	2,247
Persia	1,117	367	474	492	375	3,302	1,235	1,240	1,614	1,000
Other Foreign Countries	75	155	150	..	150	125	490	300	..	250
TOTAL FOREIGN COUNTRIES	1,192	542	624	492	525	3,427	1,725	1,540	1,614	1,250

No. 15—continued

ARTICLES, AND COUNTRIES OF FINAL DESTINATION; ALSO SHARE OF EACH PROVINCE	QUANTITY					VALUE				
	1922-23	1923-24	1924-25	1925-26	1926-27	1922-23	1923-24	1924-25	1925-26	1926-27
						Rs	Rs	Rs	Rs	Rs
Metals and Ores—continued										
Quicksilver (XII. L)— continued	Lbs.	Lbs.	Lbs.	Lbs.	Lbs.					
Share of Bombay	4,122	4,053	3,669	767	1,291	12,268	10,076	4,190	2,364	3,199
" Sind	324	300
" Madras	1,997	..	122	3,650	..	305
TOTAL	4,122	4,053	3,690	767	1,413	12,268	10,076	8,140	2,364	3,499
Tin—										
Unwroughts (Blocks, Ingots, bars, and slabs) (XII. L)—	Cwts.	Cwts.	Cwts.	Cwts.	Cwts.					
United Kingdom	997	1,560	1,640	6	..	2,542	70,915	1,03,320	..
Aden and Dependencies	11	7	2	14	10	1,395	1,078	800	2,678	475
Mesopotamia	16	110	22	96	488	1,920	13,857	2,400	17,875	2,050
Bahrain Islands	53	59	11	27	..	7,530	9,055	2,595	78,000
Ceylon	4	21	3	8	4	800	2,081	650	1,060	700
Kenya Colony	5	12	17	16	130	930	2,280	2,405	2,715
Other British Possessions	12	2	6	9	7	1,600	870	592	1,160	800
TOTAL BRITISH EMPIRE	43	1,196	1,664	1,797	510	5,965	29,785	87,608	1,24,219	91,900
Norway	960	500	2,000	180
Germany	4,708	14,474
Netherlands	3,006	2,000	10,080	8,587	..
Armenia	32	7,200
Mascat Territory and Trucial Oman	44	23	21	23	27	4,535	3,345	2,010	2,750	4,920
Other Native States in Arabia	111	66	2	12	18	15,500	10,880	320	2,125	2,180
Peria	76	186	410	100	254	9,105	25,507	64,495	10,818	48,058
Other Foreign Countries	4	503	3	2	1,008	550	1,110	875	260	970
TOTAL FOREIGN COUNTRIES	235	5,486	3,473	2,097	1,802	29,701	55,816	85,450	81,140	87,278
Share of Bengal	6,196	4,593	4,603	1,469	20	15,268	22,107	1,14,096	1,200
" Bombay	278	484	539	229	228	22,528	69,922	25,015	60,922	1,47,378
" Sind	4	..	2	..	43	711	..	240	..
TOTAL	278	6,684	5,137	4,894	2,212	25,669	86,101	1,73,253	1,65,259	1,48,578
Zinc or spelter—										
Unwrought (XII. L)—(a)	Cwts.	Cwts.								
United Kingdom	2,000	7,030
Other British Possessions	22	810
TOTAL BRITISH EMPIRE	2,022	7,840
Belgium	169	4,960
Other Foreign Countries	10
TOTAL FOREIGN COUNTRIES	169	4,970
Share of Bengal	2,009	7,000
" Bombay	191	5,819
TOTAL	2,191	12,819
Wrought or manufactured (XII. L)—(a)	Cwts.	Cwts.								
Aden and Dependencies	29	2	1,030	100
Other British Possessions	12	27	543	1,702
TOTAL BRITISH EMPIRE	41	29	1,573	1,802

(a) Shown under one head "Zinc or Spelter" from 1924-25.

GENERAL EXPORTS

(916)

FOREIGN MERCHANDISE

No. 15—continued

ARTICLES, AND COUNTRIES OF FINAL DESTINATION; ALSO SHARE OF EACH PROVINCE	QUANTITY					VALUE				
	1922-23	1923-24	1924-25	1925-26	1926-27	1922-23	1923-24	1924-25	1925-26	1926-27
Metals and Ores—continued;						R	R	R	R	R
Zinc or spelter—continued										
<i>Wrought or manufactured (I.L. L.) (a)—continued</i>	Owts.	Owts.								
Persia	78	—	—	—	..	1,841	—	—	—
Other Foreign Countries	4	4	—	—	—	275	580	—	—	—
TOTAL FOREIGN COUNTRIES	4	77	—	—	—	275	2,421	—	—	—
<i>Share of Bengal</i>	1	1	—	—	—	78	60	—	—	—
“ <i>Bombay</i>	43	103	—	—	—	1,695	3,663	—	—	—
“ <i>Sind</i>	1	..	—	—	—	75	..	—	—	—
“ <i>Madras</i>	2	—	—	—	..	500	—	—	—
TOTAL	45	106	—	—	—	1,848	4,223	—	—	—
Other Sorts—(a)	Owts.	Owts.								
Belgium	1,159	—	—	—	..	4,634	—	—	—
<i>Share of Bengal</i>	1,159	—	—	—	..	4,634	—	—	—
Total Zinc or spelter—	Owts.	Owts.	Owts.	Owts.	Owts.					
United Kingdom	2,000	5	7	7,030	219	279
Aden and Dependencies	51	2	23	226	4	1,840	100	1,200	6,435	165
Mesopotamia	2	1	33	50	..	350	90	1,167	2,339
Ceylon	2	15	11	36	..	108	642	278	1,892	..
Kenya Colony	9	5	18	3	2	375	280	3,000	100	100
Other British Possessions	1	5	17	5	1	60	430	793	150	40
TOTAL BRITISH EMPIRE	2,063	29	75	308	64	9,413	1,802	5,361	9,993	2,923
Belgium	169	1,159	..	120	182	4,969	4,634	..	1,262	1,825
Persia	78	2	2	1,841	80	50	..
Other Foreign Countries	4	4	20	1	..	285	580	300	40	..
TOTAL FOREIGN COUNTRIES	173	1,236	22	123	182	5,254	7,055	380	1,352	1,825
<i>Share of Bengal</i>	2,001	1,160	10	124	7	7,078	4,694	300	1,561	267
“ <i>Bombay</i>	234	103	88	301	239	7,514	3,663	6,435	9,549	4,479
“ <i>Sind</i>	1	..	1	75	..	25
“ <i>Madras</i>	2	1	2	500	73	16	..
“ <i>Burma</i>	15	13	219	..
TOTAL	2,236	1,265	97	431	246	14,667	8,857	5,741	11,345	4,748
Metals, unenumerated (I.L. L.)—	Owts.	Owts.	Owts.	Owts.	Owts.					
United Kingdom	27	404	1	161	3,045	4,467	16,424	136	7,993	1,07,057
Aden and Dependencies	62	106	131	110	139	13,050	22,240	26,548	21,725	24,120
Mesopotamia	302	454	336	234	433	64,761	86,761	59,110	47,616	63,231
Bahrain Islands	130	42	82	32	41	43,220	11,500	19,400	5,725	9,500
Maldives	10	1,300
Ceylon	327	102	84	116	114	23,069	14,363	15,203	18,169	17,734
Straits Settlements (including Labuan)	43	15	1	19	36	6,902	2,600	200	2,250	6,517
Natal	5	3	2	11	..	1,150	500	400	1,000	..
Zanzibar and Pemba	151	127	155	90	61	31,391	25,967	28,330	15,100	10,461
Kenya Colony	622	1,251	853	895	435	1,18,514	2,23,923	1,49,399	1,50,175	65,419
Tanganyika Territory	62	120	190	143	122	11,975	21,350	30,735	23,250	19,600
Anglo-Egyptian Sudan	52	48	74	37	50	11,850	9,500	13,350	6,675	7,650
Mauritius and Dependencies	36	70	23	11	10	7,700	15,075	4,510	1,913	525
Seychelles	8	6	10	..	6	1,250	900	1,500	..	950
Other British Possessions	2	..	6	..	10	165	..	735
TOTAL BRITISH EMPIRE	1,877	2,743	1,957	1,859	4,503	3,39,299	4,55,113	3,50,236	3,00,991	3,33,499

(a) Shown under one head "Zinc or Spelter" from 1924-25.

No. 15—continued

ARTICLES AND COUNTRIES OF FINAL DESTINATION; ALSO SHARE OF EACH PROVINCE	QUANTITY					VALUE				
	1922-23	1923-24	1924-25	1925-26	1926-27	1922-23	1923-24	1924-25	1925-26	1926-27
Metals and Ores— continued										
Metals, unenumerated (I.L. L.)—continued	<i>Cwts.</i>	<i>Cwts.</i>	<i>Cwts.</i>	<i>Cwts.</i>	<i>Cwts.</i>	<i>R</i>	<i>R</i>	<i>R</i>	<i>R</i>	<i>R</i>
Germany	86	..	20	13,657	..	1,300	..
Alaska Territory and Trust Oman	53	65	83	300	40	10,725	12,740	17,403	16,620	7,400
Other Native States in Arabia	54	106	58	34	20	13,140	24,052	12,350	7,175	3,200
Persia	291	626	637	754	823	64,067	1,03,069	1,08,048	1,04,375	90,303
Henjam Island	2	4	350	1,000
Siam	14	49	32	15	21	3,206	11,124	16,800	2,500	3,700
Portuguese East Africa	24	16	23	27	24	3,900	2,900	5,275	4,220	3,375
Italian East Africa (Somali- land and Britica)	4	4	15	..	11	1,000	850	2,300	..	1,700
United States of America— Via Atlantic Coast	4	1,375
Other Foreign Countries	2	..	1	9	223	50	225	12
TOTAL FOREIGN COUNTRIES	444	959	903	951	939	97,581	1,70,362	1,62,773	1,36,220	1,12,761
<i>Share of Bengal</i>	<i>141</i>	<i>111</i>	<i>3</i>	<i>46</i>	<i>775</i>	<i>5,079</i>	<i>13,202</i>	<i>281</i>	<i>2,074</i>	<i>23,519</i>
<i>" Bombay</i>	<i>2,074</i>	<i>3,163</i>	<i>2,356</i>	<i>2,748</i>	<i>2,447</i>	<i>4,26,371</i>	<i>6,07,293</i>	<i>5,13,772</i>	<i>4,32,702</i>	<i>3,46,337</i>
<i>" Sind</i>	<i>..</i>	<i>..</i>	<i>..</i>	<i>..</i>	<i>1,666</i>	<i>..</i>	<i>16</i>	<i>..</i>	<i>..</i>	<i>61,020</i>
<i>" Madras</i>	<i>103</i>	<i>..</i>	<i>..</i>	<i>..</i>	<i>654</i>	<i>5,329</i>	<i>..</i>	<i>..</i>	<i>25</i>	<i>21,191</i>
<i>" Burma</i>	<i>..</i>	<i>..</i>	<i>..</i>	<i>16</i>	<i>..</i>	<i>..</i>	<i>..</i>	<i>..</i>	<i>1,810</i>	<i>100</i>
TOTAL	2,321	3,607	2,359	2,810	5,442	4,36,830	6,25,510	5,13,059	4,87,211	4,32,350
Ores, unenumerated (II. F)	<i>Tons</i>	<i>Tons</i>	<i>Tons</i>	<i>Tons</i>	<i>Tons</i>					
United Kingdom	2	9	..	1	..	30	46	..	120	..
<i>Share of Bengal</i>	<i>2</i>	<i>9</i>	<i>..</i>	<i>..</i>	<i>..</i>	<i>30</i>	<i>46</i>	<i>..</i>	<i>..</i>	<i>..</i>
<i>" Burma</i>	<i>..</i>	<i>..</i>	<i>..</i>	<i>1</i>	<i>..</i>	<i>..</i>	<i>..</i>	<i>..</i>	<i>120</i>	<i>..</i>
TOTAL	2	9	..	1	..	30	46	..	120	..
Total Metals and Ores—	<i>Tons</i>	<i>Tons</i>	<i>Tons</i>	<i>Tons</i>	<i>Tons</i>					
United Kingdom	306	1,100	5,275	268	450	2,06,549	3,39,951	2,41,704	2,05,142	2,08,817
Aden and Dependencies	157	155	89	85	53	89,487	87,139	63,238	68,048	49,068
Mesopotamia	249	276	309	210	245	1,04,878	2,16,697	1,76,235	1,87,997	2,04,261
Bahrain Islands	166	253	123	83	56	1,61,233	1,59,108	89,994	41,698	39,780
Maldives	8	1	27	5	25	2,360	555	9,768	1,516	14,700
Ceylon	190	193	374	49	98	91,459	90,294	1,26,452	87,023	74,127
Straits Settlements (including Labuan)	31	24	16	17	13	13,015	20,697	5,989	7,572	15,051
Federated Malay States	17	..	10	300	275	2,510	775	4,500
Hongkong	26	7	..	12	1	23,789	3,450	100	5,080	555
Egypt	690
Cape of Good Hope	600	1,010	..
Natal	1	..	2	1	..	2,550	500	4,545	1,000	..
Zanzibar and Pemba	39	30	32	19	41	51,701	40,211	45,199	24,335	20,244
Kenya Colony	76	162	87	59	53	1,42,672	2,72,439	1,78,202	1,60,376	77,117
Tanganyika Territory	20	34	27	23	50	19,793	32,666	37,751	31,071	24,924
Anglo-Egyptian Sudan	3	2	4	3	2	11,850	8,500	12,350	6,585	7,650
Mauritius and Dependencies	24	17	23	1	2	23,302	23,417	13,528	2,325	1,445
Seychelles	21	15	22	23	15	12,155	8,577	11,005	8,865	5,865
Fiji Islands	400	10	..	1,300	602
Other British Possessions	1	1	..	1,110	317	165	904	325
TOTAL BRITISH EMPIRE	1,318	2,329	6,427	864	1,114	11,12,349	13,04,323	11,17,481	7,45,500	6,50,241
Norway	5	48	25	1,000	2,600	160
Germany	290	77	68	5	100	62,710	20,867	9,797	10,000
Netherlands	323	130	30	22,458	7,672	1,260
Belgium	24	115	316	133	166	15,929	39,286	24,955	12,177	12,869
France	280	500	9,850	..	335
Italy	3,424	10,329	14,244	14,723	17,653	3,50,730	4,56,213	5,31,511	5,40,388	5,96,840
Armenia	2	7,200

* Shown as a Foreign Country from 1923-24.

GENERAL EXPORTS

(918)

FOREIGN MERCHANDISE

No. 15—continued

ARTICLES, AND COUNTRIES OF FINAL DESTINATION; ALSO SHARE OF EACH PROVINCE	QUANTITY					VALUE				
	1922-23	1923-24	1924-25	1925-26	1926-27	1922-23	1923-24	1924-25	1925-26	1926-27
Metals and Ores—concluded										
<i>Total Metals and Ores—continued</i>										
Maskat Territory and Trucial Oman	Tons	Tons	Tons	Tons	Tons	R	R	R	R	R
Other Native States in Arabia	123	119	107	118	71	75,047	66,742	71,020	70,201	40,97
Perals	107	182	125	74	40	81,871	1,09,553	75,427	45,196	23,34
Hanjam Island	325	549	696	405	930	3,17,668	5,42,378	7,30,012	4,51,201	5,86,34
Sumatra	1	1	3	..	575	1,540	450	1,195	11
Java	9	4,000
Siam	64	36	11	10	13	46,134	26,040	8,654	8,505	1,02
China (exclusive of Hongkong and Macao)	1	3	5	4	1	3,669	11,449	16,520	4,980	3,85
Japan	3	6	5	..	203	2,084	3,719	2,323	60	7,85
Egypt *	10	3	486	41	3,213	15,142	3,518	11,708	17,665	97,32
Portuguese East Africa	1	6,975	360	11
Italian East Africa (Somaliland and Eritrea)	69	32	23	10	8	29,684	17,377	11,191	6,905	7,41
United States of America—Vid Atlantic Coast	5	9	14	11	5	4,274	4,050	6,833	2,982	4,65
.. Pacific	1	23	556	5,153	177	3,318	3,000	29,29
Other Foreign Countries	685	260	1,975	..	800
TOTAL FOREIGN COUNTRIES	9,164	12,234	16,697	15,796	22,050	9,55,545	13,45,517	15,84,052	11,85,323	14,30,077
<i>Share of Bengal</i>	<i>352</i>	<i>1,337</i>	<i>15,233</i>	<i>1,438</i>	<i>376</i>	<i>1,71,128</i>	<i>3,92,139</i>	<i>4,24,179</i>	<i>2,51,066</i>	<i>1,84,077</i>
.. Bombay	9,896	11,594	12,017	14,516	22,248	18,03,329	20,97,350	19,86,629	15,92,648	18,92,761
.. Sind	336	1,652	4,899	639	668	67,509	1,19,810	2,16,647	52,038	1,62,741
.. Madras	17	53	626	20	357	3,579	39,545	22,657	11,267	57,216
.. Burma	11	22	449	47	15	16,849	10,306	21,371	23,716	13,020
TOTAL	10,512	14,563	23,124	16,660	24,064	20,67,894	26,50,450	27,01,483	19,30,845	22,30,418
Oils—										
<i>Animal (II. G)—</i>										
Kenya Colony	Gals.	Gals.	Gals.	Gals.	Gals.					
TOTAL FOREIGN COUNTRIES	510	58	983	149	..
<i>Share of Bombay</i>	510	73	983	194	..
<i>Essential (II. G)—</i>										
United Kingdom	Gals.	Gals.	Gals.	Gals.	Gals.					
Mesopotamia	216	95	178	112	37	10,208	6,595	14,149	9,250	1,20
Bahrain Islands	8	9	18	5	..	307	1,065	510	417	..
Ceylon	22	14	23	4	5	2,220	1,875	1,895	255	57
Hongkong	106	2,500	..
Anglo-Egyptian Sudan	27	5,120
Other British Possessions	..	153	94	123	10,250	9,300	4,959	..
TOTAL BRITISH EMPIRE	2	6	16	..	3	100	200	500	..	1,25
Germany	275	277	329	355	45	19,063	19,785	26,854	17,372	1,25
Netherlands	17	98	86	1,145	3,139	3,34
France	..	5	..	28	3141	..	285	..
Maskat Territory and Trucial Oman	174	..	1	27,468	..	22
United States of America—Vid Atlantic Coast	..	43	66	17	3,820	6,816	1,307	..
Other Foreign Countries	14	56	111	56	..	1,060	5,500	10,000	5,000	..
TOTAL FOREIGN COUNTRIES	..	32	15	1,402	850
<i>Share of Bengal</i>	14	136	333	199	37	1,060	13,663	45,779	9,731	3,58
.. Bombay	843	..	129	106	40	15,836	..	16,896	2,500	3,63
.. Sind	32	313	467	376	132	3,167	23,712	53,203	23,663	1,77
.. Madras	78	935	..
.. Burma	14	1,060
TOTAL	289	413	712	554	82	20,123	33,448	72,633	27,103	5,41
Mineral—										
<i>Kerosene (II. G)—</i>										
Maldives	Gals.	Gals.	Gals.	Gals.	Gals.					
Seyshelles	4,000	48	4,000	43
Canada—Vid Atlantic Coast	4,800	6,483	6,018	3,225	4,052	3,974
Other British Possessions	..	1,115,081	6,07,099
TOTAL BRITISH EMPIRE	194	175	34	48	..	1,009	149	89	48	..
TOTAL BRITISH EMPIRE	8,994	1,121,787	6,102	48	..	8,234	7,91,343	4,083	48	..

* Shown as a Foreign Country from 1923-24.

ARTICLES, AND COUNTRIES OF FINAL DESTINATION; ALSO SHARE OF EACH PROVINCE	QUANTITY					VALUE				
	1922-23	1923-24	1924-25	1925-26	1926-27	1922-23	1923-24	1924-25	1925-26	1926-27
Oils—continued										
<i>Mineral—continued</i>										
Kerosene (II. G)—continued										
Mascat Territory and Trucial Oman	Gals. 3,914	Gals. 4,318	Gals. 5,067	Gals. 6,526	Gals. 1,971	Rs. 4,057	Rs. 4,115	Rs. 4,978	Rs. 6,213	Rs. 1,028
Honjam Island	200	1,596	241	1,925	..
Portuguese East Africa	16,161	4	10	..	1,415	10,484	5	0	..	1,542
Italian East Africa (Somali-land and Eritrea)	3,200	811	8	8	..	3,800	508	8	5	..
United States of America—Vid Atlantic Coast	48	1,552,950	82	42	..	82	10,10,322	80	08	..
Other Foreign Countries	..	103	84	324	40	..	168	83	318	80
TOTAL FOREIGN COUNTRIES	23,323	1,558,101	6,451	8,406	3,628	17,803	10,23,950	5,307	8,561	3,547
Share of Bengal	166	75	50	42	..	250	101	45	56	..
.. Bombay	24,303	1,188,073	5,359	7,388	3,436	17,070	7,03,123	3,632	1,071	2,367
.. Sind	7,844	1,566,743	6,124	7,108	1,640	3,623	10,22,837	6,663	7,436	1,640
.. Madras	4	53	16	8	..	4	72	16	7	..
TOTAL	32,317	2,679,978	11,568	15,514	5,076	20,937	17,25,290	9,400	8,610	4,047
Other kinds (II. G)—	Gals.	Gals.	Gals.	Gals.	Gals.					
United Kingdom	1,858,890	3,928,412	1,796,568	6,813	781,076	3,38,770	8,35,622	5,11,827	24,029	1,68,201
Aden and Dependancies	2,056	21,534	3,262	41,760	9,297	6,439	21,263	6,114	18,497	21,598
Mesopotamia	83,234	24,537	85,893	27,081	30,981	84,746	45,148	97,435	55,121	60,507
Bahrain Islands	1,411	3,148	2,155	3,502	5,322	4,140	9,360	5,438	9,327	11,823
Ceylon	609,957	21,060	10,539	28,142	89,625	1,66,823	81,207	21,479	68,480	84,821
Straits Settlements (including Labuan)	132,731	52,806	21,034	182,633	9,901	51,747	10,966	18,666	80,966	20,851
Federated Malay States	..	1,978	2,730	1,427	1,993	..	6,100	11,828	6,110	9,688
Natal	150,896	27,001	664	44,622	4,780	1,742
Mauritius and Dependancies	114,063	32,661
Kenya Colony	10,190	13,123	17,839	46,240	3,198	29,183	24,946	87,306	45,750	9,966
Tanganyika Territory	1,058	58	75	2,000	80	133
Anglo-Egyptian Sudan	..	174,308	94	44,893	111
Seychelles	..	220	421	..	240	..	380	1,026	..	610
Canada—Vid Atlantic Coast	..	84,582	16,761
Western Australia	418,569	91,850
New South Wales	5,785	2,666	21,280	9,643	..
<i>Australian Commonwealth (Total)</i>	<i>418,569</i>	<i>..</i>	<i>5,785</i>	<i>2,666</i>	<i>..</i>	<i>91,850</i>	<i>..</i>	<i>21,280</i>	<i>9,643</i>	<i>..</i>
Fiji Islands	..	5,236	13,949	7,530	10,846	..	22,158	20,793	24,244	58,683
Other British Possessions	276	28	86	300	45	80
TOTAL BRITISH EMPIRE	3,383,055	4,358,030	1,910,435	806,867	899,794	8,29,500	10,63,578	7,18,180	2,80,561	4,18,879
Germany	..	577,631	..	355	329	1,187	812
Netherlands	..	307,411	127,476	..	1,02,951	47,520
Belgium	..	164,675	217	..	58,229	485
France	120,213	24,794	28,640
Spain	982,947	2,08,029
Italy	373,881	1,721,569	1,136,206	7,901,529	3,229,257	94,224	3,81,076	3,06,175	12,36,163	11,02,977
Mascat Territory and Trucial Oman	75	156	33,544	100,884	4,913	460	970	11,172	31,204	3,107
Other Native States in Arabia	183	166	82,431	169	292,267	529	560	20,770	416	1,07,612
Persia	285,061	550,650	182,920	66,977	61,290	64,208	1,47,568	87,552	42,420	48,642
Honjam Island	80	11,518	14,744	170	3,800	4,972
Sumatra	88,673	841	..	7,369	198	83,664	2,212	..	2,742	816
Java	598,103	..	532	1,200	..	1,16,023	..	2,510	..	80
Siam	5	..	12	50	3,070	..
China (exclusive of Hong-Kong and Macao)	80,988	23,200
Japan	..	85,022	153,906	81,985	16,019	39,709	80,563	..
Egypt	..	6,368	3,383	10,703	20,248	271	12,014	10,104	11,071	20,945
Portuguese East Africa	64
United States of America—Vid Atlantic Coast	89,028	92,614	332	837,699	621,134	15,816	22,292	1,019	1,65,862	2,08,295
Other Foreign Countries	..	240	216	..	310	650
TOTAL FOREIGN COUNTRIES	1,516,104	3,519,570	2,712,164	5,768,770	4,36,738	3,97,435	7,51,799	7,36,704	15,34,661	16,26,849
Share of Bengal	28,678	15,627	39,720	17,268	34,936	1,01,479	37,968	71,411	44,064	32,331
.. Bombay	4,451,450	7,294,373	4,227,659	5,306,235	5,181,861	10,22,303	18,25,368	11,12,869	16,02,879	19,37,080
.. Sind	1,566	566,657	309,965	136,610	38,970	3,378	1,80,487	1,08,312	48,964	11,808
.. Madras	3,594	183	53,886	12,747	1,063	9,449	394	1,63,879	28,971	3,203
.. Burma	15,372	656	579	2,339	5,773	19,262	1,235	1,323	8,364	6,100
TOTAL	4,899,159	7,877,600	4,622,599	5,775,287	5,260,522	12,26,935	18,45,372	14,54,884	19,24,822	20,40,228
Total Mineral Oils	Gals. 4,931,476	Gals. 19,597,878	Gals. 4,634,152	Gals. 5,323,961	Gals. 5,264,158	Rs. 12,52,972	Rs. 25,70,671	Rs. 14,61,344	Rs. 19,32,332	Rs. 20,48,775

* Shown as a Foreign Country from 1923-24.

GENERAL EXPORTS

(920)

FOREIGN MERCHANDISE

No. 15—continued

ARTICLES, AND COUNTRIES OF FINAL DESTINATION; ALSO SHARE OF EACH PROVINCE	QUANTITY					VALUE				
	1922-23	1923-24	1924-25	1925-26	1926-27	1922-23	1923-24	1924-25	1925-26	1926-27
Oils—continued										
<i>Vegetable, non-essential—</i>										
<i>Linseed (II. G)—</i>										
Aden and Dependencies	Gals. 610	Gals. ..	Gals. ..	Gals. ..	Gals. ..	R 2,035	R ..	R ..	R ..	R ..
Mesopotamia	282	1,512	521	568	913	1,518	6,600	3,287	1,580	2,910
Bahrain Islands	451	785	183	205	104	1,757	2,620	797	870	318
Mauritius and Dependencies	193	500	465	2,000
Other British Possessions	244	370	272	146	185	1,008	1,374	779	470	324
TOTAL BRITISH EMPIRE	1,780	3,117	1,276	914	1,152	6,783	12,594	4,863	2,920	3,552
Maskat Territory and Trucial Oman	62	..	347	28	54	354	..	1,314	100	304
Persia	163	302	204	136	185	846	1,530	980	698	570
Portuguese East Africa	437	317	290	15	..	1,252	1,371	1,131	59	..
Other Foreign Countries	270	31	84	24	43	1,127	190	324	80	165
TOTAL FOREIGN COUNTRIES	932	650	925	201	282	3,579	3,091	3,749	937	1,039
Share of Bombay	2,393	2,382	1,390	888	1,332	8,847	9,374	4,876	3,043	4,171
" Sind	319	1,385	911	227	102	1,515	6,311	3,736	809	420
TOTAL	2,712	3,767	2,201	1,115	1,434	10,362	15,685	8,612	3,857	4,591
Other sorts (II. G)—										
TOTAL BRITISH EMPIRE	Gals. 78	Gals. 6	Gals. ..	Gals. 145	Gals. 48	R 572	R 50	R ..	R 1,065	R 81
TOTAL FOREIGN COUNTRIES	122	..	60	1,565	126	760	..	297	8,456	458
Share of Bengal	168	..	50	..	48	1,180	..	267	..	234
" Bombay	30	6	10	1,710	126	127	60	30	9,521	302
" Sind	2	25
TOTAL	200	6	60	1,710	174	1,332	50	297	9,521	535
Total Vegetable, non-essential	Gals. 2,912	Gals. 3,773	Gals. 2,261	Gals. 2,825	Gals. 1,608	R 11,694	R 15,735	R 8,909	R 13,378	R 5,127
Total Oils—										
United Kingdom	Gals. 1,859,126	Gals. 3,928,512	Gals. 1,796,746	Gals. 7,005	Gals. 781,716	R 3,47,035	R 8,42,233	R 5,25,976	R 33,378	R 1,59,474
Aden and Dependencies	2,674	21,700	3,262	41,805	9,240	8,614	11,443	6,514	18,622	21,367
Mesopotamia	83,528	26,058	36,732	23,249	31,942	67,076	52,813	71,232	60,418	72,501
Bahrain Islands	1,884	3,897	2,361	3,711	5,431	8,157	13,655	8,180	10,452	12,777
Maldives	4,000	48	294	4,000	48	285
Ceylon	610,127	21,215	10,554	23,350	39,630	1,66,777	31,882	21,529	58,795	54,386
Straits Settlements (including Labuan)	132,771	52,396	21,084	138,641	9,901	52,007	10,966	13,695	39,975	20,351
Federated Malay States	..	1,978	2,730	1,427	1,993	..	6,100	11,325	6,110	9,485
Hongkong	47	5,820
Natal	150,951	27,001	664	44,871	4,739	1,743
Zanzibar and Pemba	2	..	18	28	36	100	..	200	45	80
Kenya Colony	10,260	13,209	18,028	43,408	3,325	29,489	25,398	37,816	44,239	10,255
Tanganyika Territory	1,170	56	75	2,425	80	155
Anglo-Egyptian Sudan	17	174,456	188	123	..	80	55,133	9,911	4,950	..
Mauritius and Dependencies	114,256	500	33,123	2,000
Seychelles	4,800	6,848	8,561	..	240	3,225	4,882	5,224	..	610
Canada:—										
Viz Atlantic Coast	..	1,199,663	7,13,850
Western Australia	418,569	91,350
New South Wales	5,785	2,666	21,280	9,643	..
Australia Commonwealth (Total)	418,569	..	5,785	2,666	..	91,350	..	21,280	9,643	..
Fiji Islands	..	5,283	13,849	7,580	16,846	..	22,159	20,793	24,244	55,682
TOTAL BRITISH EMPIRE	3,394,132	5,493,217	1,918,143	308,054	901,039	8,64,152	17,97,345	7,53,960	3,11,011	4,13,856

No. 15—continued

ARTICLES, AND COUNTRIES OF FINAL DESTINATION; ALSO SHARE OF EACH PROVINCE	QUANTITY					VALUE				
	1922-23	1923-24	1924-25	1925-26	1926-27	1922-23	1923-24	1924-25	1925-26	1926-27
						R	R	R	R	R
Oils—concluded										
<i>Total Oils—continued</i>	Gals.	Gals.	Gals.	Gals.	Gals.					
Germany	5	17	453	405	..	25	1,145	4,806	3,703
Netherlands	577,936	..	26	127,475	..	1,06,002	..	225	47,826
Belgium	307,411	..	1,405	221	..	68,639	..	3,136	454
France	164,575	120,437	..	1	..	32,704	66,375	..	221
Spain	482,947	2,08,029
Italy	373,681	1,721,558	1,194,206	3,961,529	3,229,257	94,324	3,31,075	3,06,175	12,36,168	11,92,977
Maskat Territory and Trucial Oman	4,051	4,517	39,024	107,453	6,638	4,361	3,405	24,279	38,820	5,366
Other Native States in Arabia	278	171	33,527	317	292,390	884	890	27,108	611	1,07,377
Persia	285,196	551,074	163,106	67,522	61,551	65,079	1,50,158	83,005	43,375	44,426
Hanjam Island	130	11,530	14,944	1,566	..	380	3,895	5,212	1,025	..
Sumatra	88,873	841	..	7,369	198	83,564	2,212	..	2,742	518
Java	598,103	..	533	1,16,023	..	2,510
Siara	5	1,200	56	50	3,000	245
China (exclusive of Hongkong and Macao)	81,088	23,850
Japan	81,985	30,660	..
Egypt*	85,022	153,906	16,019	39,709
Portuguese East Africa	16,682	7,209	3,705	10,722	21,963	12,092	14,305	11,597	21,159	23,487
Italian East Africa (Somaliland and Eritrea)	3,325	811	8	8	98	3,762	506	8	8	300
United States of America—Vid Atlantic Coast	89,088	1,645,620	443	837,697	624,136	16,938	10,47,014	11,019	1,70,983	2,02,290
" Pacific "	82	80
Other Foreign Countries	267	513	..	123	..	810	1,310	..	350
TOTAL FOREIGN COUNTRIES	1,540,495	5,078,647	2,719,493	5,079,284	4,364,809	4,20,637	18,22,576	7,02,909	19,62,416	16,89,449
<i>Share of Bengal</i>	<i>29,255</i>	<i>15,702</i>	<i>30,949</i>	<i>17,504</i>	<i>34,175</i>	<i>1,19,498</i>	<i>31,059</i>	<i>68,024</i>	<i>46,646</i>	<i>60,191</i>
" Bombay	<i>4,876,308</i>	<i>8,429,351</i>	<i>4,335,226</i>	<i>5,219,717</i>	<i>5,175,637</i>	<i>11,29,594</i>	<i>23,60,877</i>	<i>21,78,474</i>	<i>17,21,221</i>	<i>19,46,837</i>
" Sind	<i>9,730</i>	<i>2,124,085</i>	<i>316,994</i>	<i>144,023</i>	<i>39,212</i>	<i>19,931</i>	<i>19,09,675</i>	<i>1,14,916</i>	<i>66,124</i>	<i>13,308</i>
" Madras	<i>3,612</i>	<i>271</i>	<i>63,792</i>	<i>12,756</i>	<i>1,053</i>	<i>16,568</i>	<i>472</i>	<i>1,62,396</i>	<i>26,978</i>	<i>5,993</i>
" Burma	<i>13,873</i>	<i>765</i>	<i>695</i>	<i>2,339</i>	<i>5,773</i>	<i>19,362</i>	<i>10,971</i>	<i>5,069</i>	<i>6,164</i>	<i>6,106</i>
TOTAL	4,934,677	10,561,764	4,637,685	5,387,338	5,265,648	12,84,789	36,19,851	15,46,868	16,73,577	20,64,315
Oil-cloth and Floor-cloth (III. V)—	Sq. yards	Sq. yards	Sq. yards	Sq. yards	Sq. yards					
United Kingdom	14,978	748	48,854	2,000
Mesopotamia	180	674	60	2,222	922	348	710	125	2,222	1,145
Zanzibar and Pemba	473	425	80	610	1,150	1,325	340	200	1,450	1,650
Mauritius and Dependencies	4,578	628	1,500	660	240	7,580	990	2,629	1,690	700
Kenya Colony	2,617	344	75	1,800	1,142	1,747	519	160	2,180	1,528
Tanganyika Territory	522	1,344	635	601	800	1,075	1,375	978	1,125	1,150
Other British Possessions	220	372	277	225	1,391	640	6.0	610	425	1,545
TOTAL BRITISH EMPIRE	23,568	3,787	2,627	6,147	6,398	61,769	4,555	4,669	8,996	10,816
Italy	36	1,356	180	2,637
Persia	600	260	953	340	359	421	651	1,410	850	931
Other Foreign Countries	420	90	48	75	150	600	193	100	150	500
TOTAL FOREIGN COUNTRIES	1,020	350	1,011	451	1,865	1,021	849	1,510	1,130	4,355
<i>Share of Bengal</i>	<i>725</i>	<i>..</i>	<i>..</i>	<i>..</i>	<i>..</i>	<i>2,900</i>	<i>..</i>	<i>..</i>	<i>..</i>	<i>..</i>
" Bombay	<i>23,787</i>	<i>4,037</i>	<i>3,598</i>	<i>6,074</i>	<i>7,516</i>	<i>59,779</i>	<i>5,394</i>	<i>6,169</i>	<i>9,928</i>	<i>13,378</i>
" Sind	<i>38</i>	<i>30</i>	<i>40</i>	<i>524</i>	<i>743</i>	<i>60</i>	<i>100</i>	<i>39</i>	<i>465</i>	<i>795</i>
" Madras	<i>40</i>	<i>..</i>	<i>..</i>	<i>..</i>	<i>..</i>	<i>60</i>	<i>..</i>	<i>..</i>	<i>..</i>	<i>..</i>
TOTAL	24,588	4,137	3,638	6,598	8,255	62,790	5,404	6,199	10,123	14,673
Paints and Colours (III. E)—	Cwts.	Cwts.	Cwts.	Cwts.	Cwts.					
United Kingdom	2,152	352	656	3,170	324	25,907	22,974	27,885	1,97,245	7,313
Aden and Dependencies	215	104	149	55	66	48,172	21,263	28,040	11,544	10,182
Mesopotamia	425	334	272	194	236	19,456	14,223	7,598	7,892	12,860

* Shown as a Foreign Country from 1923-24.

GENERAL EXPORTS

(922)

FOREIGN MERCHANDISE

No. 15—continued

ARTICLES AND COUNTRIES OF FINAL DESTINATION; ALSO SHARE OF EACH PROVINCE	QUANTITY					VALUE				
	1922-23	1923-24	1924-25	1925-26	1926-27	1922-23	1923-24	1924-25	1925-26	1926-27
	Cwts.	Cwts.	Cwts.	Cwts.	Cwts.	₹	₹	₹	₹	₹
Paints and Colours (III. E)—										
<i>continued</i>										
Bahrain Islands	101	127	51	47	94	7,716	10,110	5,601	4,205	9,771
Maldives	--	19	36	--	--	--	224	1,840	--	--
Ceylon	264	297	918	131	161	21,551	32,576	50,082	11,051	14,472
Straits Settlements (including Labuan)	68	96	25	8	23	5,969	3,278	1,442	643	1,500
Hongkong	--	109	--	--	--	--	6,771	--	--	--
Natal	16	2	8	18	3	1,572	70	95	1,135	165
Zanzibar and Pemba	42	16	28	10	14	10,305	2,636	1,755	755	708
Kenya Colony	40	33	49	45	47	2,964	2,967	3,209	3,720	3,708
Tanganyika Territory	46	1	21	20	1	3,500	400	1,440	950	80
Mauritius and Dependences	12	19	3	4	32	1,265	2,985	546	818	2,965
Seychelles	6	15	10	7	19	750	1,140	565	325	950
Victoria	40	73	--	--	--	12,500	3,200	--	--	--
Australian Commonwealth (Total)	40	73	--	--	--	12,500	3,200	--	--	--
Other British Possessions	82	8	1	2	2	2,021	518	100	25	68
TOTAL BRITISH EMPIRE	3,509	1,600	2,217	3,711	1,072	1,63,648	1,36,420	1,30,199	2,40,401	62,708
Germany	--	17	18	40	--	--	4,020	2,415	511	--
Netherlands	--	--	356	29	40	--	7	30,798	2,231	1,643
Belgium	--	--	--	--	1,211	--	--	--	--	8,693
Maskat Territory and Trucial Oman	45	39	72	66	62	5,829	6,142	7,506	12,586	7,328
Other Native States in Arabia	158	103	111	117	107	20,619	26,316	19,428	21,456	25,260
Persia	192	136	174	192	223	7,451	12,513	13,139	16,685	12,547
Hadjam Island	12	4	5	--	16	820	322	395	15	1,065
China (exclusive of Hongkong and Macao)	229	426	58	--	--	11,070	8,532	3,064	--	--
Portuguese East Africa	102	84	215	84	63	5,915	4,998	9,457	5,987	7,424
Italian East Africa (Somaliland and Eritrea)	39	3	--	3	4	1,842	1,000	--	695	180
United States of America—										
Via Atlantic Coast	--	7	6	1	102	--	1,200	4,015	139	9,238
Other Foreign Countries	21	3	4	--	1	1,268	450	800	--	350
TOTAL FOREIGN COUNTRIES	798	825	1,014	532	1,829	54,814	66,100	91,017	60,305	74,678
Share of Bengal	563	1,057	953	2,972	347	41,461	47,414	61,134	1,35,483	19,451
" Bombay	3,589	1,056	1,362	983	2,263	1,06,573	1,36,321	1,11,266	97,401	1,01,439
" Sind	77	73	62	249	127	4,403	4,270	4,164	15,844	7,460
" Madras	2	190	344	30	93	179	13,039	44,367	1,371	6,432
" Burma	76	49	4	9	71	5,246	2,466	295	707	2,614
TOTAL	4,307	2,425	3,231	4,242	2,901	2,18,462	2,02,520	2,21,216	3,00,796	1,27,386
Paper and Pasteboard—										
<i>PAPER—</i>										
<i>Printing paper (III. M)—</i>										
United Kingdom	--	--	84	901	2	--	--	1,550	14,312	105
Mesopotamia	1,123	818	172	127	26	29,302	15,085	5,881	3,187	1,233
Ceylon	139	58	116	12	27	6,431	2,748	3,580	235	568
Straits Settlements (including Labuan)	30	--	--	--	--	1,183	--	--	--	--
Zanzibar and Pemba	176	--	107	204	42	10,221	--	2,025	5,765	898
Kenya Colony	1	--	19	18	65	69	--	500	525	2,370
Tanganyika Territory	1	63	34	159	183	15	1,740	1,570	3,129	2,509
Other British Possessions	20	2	12	--	17	500	150	700	--	595
TOTAL BRITISH EMPIRE	1,490	941	594	1,511	362	47,721	19,713	16,766	27,653	9,213
Native States in Arabia other than Maskat Territory and Trucial Oman	41	278	--	--	--	1,160	9,968	--	--	--
Persia	41	1,542	2,378	1,474	309	2,254	55,267	70,683	41,582	6,741
Siam	--	--	--	--	78	--	--	--	--	1,950
Other Foreign Countries	27	--	84	11	12	750	--	600	432	396
TOTAL FOREIGN COUNTRIES	109	1,820	2,412	1,485	399	4,164	65,235	71,283	42,014	9,087

ARTICLES, AND COUNTRIES OF FINAL DESTINATION; ALSO SHARE OF EACH PROVINCE	QUANTITY					VALUE				
	1922-23	1923-24	1924-25	1925-26	1926-27	1923-23	1923-24	1924-25	1925-26	1926-27
	Cwts.	Cwts.	Cwts.	Cwts.	Cwts.	Rs.	Rs.	Rs.	Rs.	Rs.
Paper and Pastboard—										
<i>continued</i>										
PAPER—continued										
<i>Printing Paper (LII, M)—</i>										
<i>continued.</i>										
Share of Bengal	19	..	27	4	3	493	..	430	200	105
" Bombay	1,491	2,652	2,394	2,922	737	45,971	56,729	21,729	66,633	17,722
" Sind	55	2,174
" Madras	39	48	35	..	22	2,511	1,990	2,779	..	452
" Burma	67	3,379	..
TOTAL	1,599	2,761	2,006	2,996	761	51,885	64,933	67,040	69,667	18,305
Writing paper and										
envelopes (LII, M)—										
United Kingdom	11,455	2,002
Aden and Dependencies	21,889	7,764	5,272	1,450	1,006
Mesopotamia	22,265	16,626	4,167	11,210	1,165
Bahrain Islands	4,250	1,715	2,161	2,620	2,005
Ceylon	21,126	1,857	2,948	4,900	1,646
Straits Settlements (including Labuan)	1,003	280
Mauritius and Dependencies	4,280	..	100
Zanzibar and Pemba	14,158	8,765	5,195	2,338	9,700
Kenya Colony	22,930	11,215	10,800	5,580	4,267
Tanganyika Territory	5,150	3,890	4,116	4,435	4,586
Seychelles	1,146	160	..	500	470
Other British Possessions	676	5	10
TOTAL BRITISH EMPIRE	1,30,417	56,077	55,174	57,958	22,829
France	1,619
Muscat Territory and Trucial Oman	4,554	2,246	2,365	1,302	2,141
Other Native States in Arabia	5,827	2,300	2,175	600	1,660
Persia	1,23,789	30,955	42,068	22,571	21,025
Portuguese East Africa	5,075	700	200	4,078	460
United States of America— Via Atlantic Coast	7,280	40
Other Foreign Countries	800	180	785	..	120
TOTAL FOREIGN COUNTRIES	1,51,785	87,891	58,097	82,518	25,907
Share of Bengal	1,028	932	2,600
" Bombay	2,65,491	1,28,972	22,868	62,264	42,126
" Sind	5,029	2,194	1,951	1,627	2,004
" Madras	7,536	62	1,732	1,903	100
" Burma	120	250	1,019
TOTAL	2,82,202	1,42,468	85,271	86,526	48,186
Other kinds of paper										
(including paper manu-										
factures) (LII, M)—										
United Kingdom	7	143	117	74	228	2,422	5,011	2,627	2,446	5,648
Aden and Dependencies	36	27	49	36	18	2,870	2,940	2,489	2,220	745
Mesopotamia	1,844	1,143	530	605	64	42,574	27,965	15,472	8,023	3,508
Bahrain Islands	60	426	323	332	274	1,400	4,685	3,065	1,900	3,660
Ceylon	178	78	1,076	114	110	9,595	2,998	10,128	4,647	6,972
Straits Settlements (includ- ing Labuan)	57	21	17	74	20	4,045	871	742	4,000	758
Hongkong	155	3,075
Natal	2	13	17	700	2,100	455
Zanzibar and Pemba	662	211	155	97	150	15,540	8,510	6,055	7,453	4,092
Kenya Colony	1,058	217	305	208	111	12,496	6,515	6,140	5,190	4,255
Tanganyika Territory	332	250	433	196	84	5,961	4,955	6,435	2,324	1,235
Mauritius and Dependencies	163	7	5	2,154	2,200	600	100	..
Seychelles	30	163	149	139	205	350	2,325	1,719	1,224	1,805
Other British Possessions	6	11	4	71	16	775	1,220	619	225	969
TOTAL BRITISH EMPIRE	4,590	2,700	3,155	1,887	1,294	1,11,647	75,355	53,126	42,854	41,168

GENERAL EXPORTS

(924)

FOREIGN MERCHANDISE

No. 15—continued

ARTICLES AND COUNTRIES OF FINAL DESTINATION: ALSO SHARE OF EACH PROVINCE	QUANTITY					VALUE				
	1922-23	1923-24	1924-25	1925-26	1926-27	1922-23	1923-24	1924-25	1925-26	1926-27
Paper and Pastebord— concluded						R	R	R	R	R
<i>Other kinds of paper (including paper manu- factures) (III. M)—contd.</i>	Cwts.	Cwts.	Cwts.	Cwts.	Cwts.					
Norway	--	--	174	--	--	--	--	2,534	--	--
Germany	--	--	2	4	9	110	--	902	280	1,830
Netherlands	--	11	--	100	--	--	2,225	--	8,000	--
France	--	--	3	--	4	--	--	3,000	--	500
Maskat Territory and Trucial Oman	559	779	865	913	921	8,601	8,333	9,233	7,965	7,711
Other Native States in Arabia	270	115	100	123	89	5,317	1,802	1,340	1,290	520
Persia	780	2,153	936	810	599	19,749	41,097	16,377	12,299	5,826
China (exclusive of Hong- kong and Macao)	--	--	--	24	--	--	--	--	2,708	--
Portuguese East Africa	522	468	130	263	303	5,659	4,873	2,375	2,893	2,431
United States of America— Vid Atlantic Coast	526	10	--	3	2	25,000	954	--	329	195
Other Foreign Countries	78	97	109	64	103	1,350	1,926	1,360	1,100	518
TOTAL FOREIGN COUNTRIES	2,735	3,633	2,319	2,304	2,030	65,786	61,210	37,121	31,904	19,581
<i>Share of Bengal</i>	<i>39</i>	<i>37</i>	<i>211</i>	<i>107</i>	<i>284</i>	<i>2,099</i>	<i>2,364</i>	<i>5,349</i>	<i>5,642</i>	<i>3,022</i>
" Bombay	6,405	5,640	4,396	3,703	2,312	1,53,721	1,24,942	76,488	61,498	25,434
" Sind	699	609	366	323	670	6,804	5,930	7,198	3,014	4,849
" Madras	19	15	3	35	43	601	2,407	255	3,661	2,078
" Burma	163	32	28	24	15	9,208	402	1,057	1,943	316
TOTAL	7,325	6,338	5,504	4,191	3,324	1,77,433	1,36,545	90,847	74,758	51,199
Pastebord, millboard, and cardboard of all kinds (III. M)—	Cwts.	Cwts.	Cwts.	Cwts.	Cwts.					
Mesopotamia	5	107	5	12	11	80	1,645	75	290	303
Ceylon	115	46	20	6	--	1,605	1,154	225	180	--
Kenya Colony	--	14	11	21	28	--	535	450	450	1,610
Other British Possessions	15	41	10	56	84	300	1,018	235	1,187	2,363
TOTAL BRITISH EMPIRE	135	208	46	95	121	1,985	4,350	985	2,107	4,278
Persia	13	31	23	7	76	230	410	1,187	160	1,335
Other Foreign Countries	28	45	5	--	--	870	928	100	--	--
TOTAL FOREIGN COUNTRIES	41	76	28	7	76	1,100	1,338	1,287	160	1,335
<i>Share of Bengal</i>	<i>--</i>	<i>19</i>	<i>--</i>	<i>--</i>	<i>--</i>	<i>--</i>	<i>336</i>	<i>--</i>	<i>--</i>	<i>--</i>
" Bombay	172	262	74	97	196	2,995	4,629	2,272	2,731	5,648
" Sind	--	2	--	3	--	--	213	--	78	--
" Madras	4	1	--	2	--	90	10	--	60	--
" Burma	--	--	--	--	1	--	--	--	--	63
TOTAL	176	284	74	102	197	3,085	5,688	2,272	2,267	5,611
Total value of Paper and Pastebord						5,14,605	3,69,654	2,68,439	2,18,218	1,23,251
Perfumery (not being per- fumed spirits) (III. V)—										
United Kingdom	--	--	--	--	--	3,750	200	429	723	--
Aden and Dependencies	--	--	--	--	--	15,750	18,700	9,571	16,891	21,460
Mesopotamia	--	--	--	--	--	4,495	1,560	2,280	2,372	3,651
Bahrain Islands	--	--	--	--	--	3,426	1,869	750	1,360	2,716
Ceylon	--	--	--	--	--	13,764	12,192	13,600	21,618	15,449
Straits Settlements (includ- ing Labuan)	--	--	--	--	--	1,920	3,210	3,025	3,685	275
Hongkong	--	--	--	--	--	--	100	--	1,525	250
Egypt*	--	--	--	--	--	2,449	--	--	--	1,115
Natal	--	--	--	--	--	200	1,140	2,119	500	4,140
Zanzibar and Pemba	--	--	--	--	--	2,929	12,370	925	2,430	705
Kenya Colony	--	--	--	--	--	970	2,110	1,580	2,105	1,045
Tanganyika Territory	--	--	--	--	--	1,355	955	2,505	580	995
Anglo-Egyptian Sudan	--	--	--	--	--	1,860	2,065	5,600	1,297	200
Mauritius and Dependencies	--	--	--	--	--	816	875	100	1,210	240
Other British Possessions	--	--	--	--	--	--	--	330	407	--
TOTAL BRITISH EMPIRE						53,634	56,236	42,814	56,695	52,241

* Shown as a Foreign Country from 1923-24.

No. 15—continued

ARTICLES, AND COUNTRIES OF FINAL DESTINATION; ALSO SHARE OF EACH PROVINCE	QUANTITY					VALUE				
	1922-23	1923-24	1924-25	1925-26	1926-27	1922-23	1923-24	1924-25	1925-26	1926-27
						R	R	R	R	R
Perfumery (not being per- fumed spirits) (III. V)— continued										
Germany	—	—	—	—	—	2,000	600	..	524	200
Netherlands	—	—	—	—	—	1,000	716
France	—	—	—	—	—	2,285	5,580	21,236	3,300	2,336
Austria	—	—	—	—	—	1,200	600	630
Mascat Territory and Trucial Oman	—	—	—	—	—	7,000	9,168	10,401	6,378	1,190
Other Native States in Arabia	—	—	—	—	—	2,045	470	1,740	500	1,175
Persia	—	—	—	—	—	1,798	1,022	4,815	1,300	820
Java	—	—	—	—	—	..	2,150	450	1,180	825
Sum	—	—	—	—	—	11,375	6,825	8,410	10,172	5,575
China (exclusive of Hong- kong and Macao)	—	—	—	—	—	..	1,258	1,700	1,110	330
Egypt*	—	—	—	—	—	..	9,637	2,706	2,300	7,931
Portuguese East Africa	—	—	—	—	—	495	1,428	720	655	380
Italian East Africa (Somal- land and Eritrea)	—	—	—	—	—	..	430	540	1,310	..
United States of America— Via Atlantic Coast	—	—	—	—	—	..	5,100	270
Other Foreign Countries	—	—	—	—	—	275	930	..	585	633
TOTAL FOREIGN COUNTRIES	—	—	—	—	—	28,582	47,078	64,717	28,024	23,001
Share of Bengal	—	—	—	—	—	2,310	1,608	489	4,213	1,276
" Bombay	—	—	—	—	—	76,553	1,03,924	84,609	76,768	72,278
" Sind	—	—	—	—	—	1,868	466	2,328	3,610	2,121
" Madras	—	—	—	—	—	..	257	75	230	265
" Burma	—	—	—	—	—	600	145
TOTAL	—	—	—	—	—	82,236	1,05,214	97,591	85,610	76,142
Pitch, Tar, and Dammer (III. V)—										
	Owts.	Owts.	Owts.	Owts.	Owts.					
Mesopotamia	42	91	6	22	123	861	1,223	50	180	1,200
Zanzibar and Pemba	137	1	2	1,410	30	30
Kenya Colony	2	7	9	23	80	50	76	153	318	1,325
Tanganyika Territory	112	..	74	1,760	..	1,607
Other British Possessions	46	125	148	103	91	621	2,222	2,085	1,276	910
TOTAL BRITISH EMPIRE	339	234	237	148	298	4,902	2,662	2,960	1,674	2,465
Native States in Arabia other than Mascat Terri- tory and Trucial Oman	200	55	125	162	183	2,061	1,035	2,405	1,908	2,296
Persia	57	88	107	143	112	937	1,655	2,207	2,636	1,644
Portuguese East Africa	367	520	96	223	222	5,220	4,724	1,522	1,700	1,770
Italian East Africa (Somal- land and Eritrea)	15	67	..	77	..	100	2,250	..	1,000	..
Other Foreign Countries	88	24	87	39	45	496	443	725	626	696
TOTAL FOREIGN COUNTRIES	677	764	425	653	663	9,824	10,205	6,869	7,870	6,406
Share of Bengal	3	3	..	118	210	..
" Bombay	954	962	808	724	736	14,123	13,641	10,111	8,729	8,229
" Sind	47	3	46	43	67	424	24	608	660	237
" Madras	7	33	11	13	2	61	302	110	93	20
" Burma	10	4	60	21
TOTAL	1,016	998	652	807	859	14,726	13,867	10,829	9,744	9,271
Precious stones and pearls, unset (II. B)—										
United Kingdom	—	—	—	—	—	535	4,000	..
Aden and Dependencies	—	—	—	—	—	45,000	17,000	26,000
Mesopotamia	—	—	—	—	—	2,200	1,200	650
Bahrain Islands	—	—	—	—	—	2,42,000	1,55,200	1,54,000	2,20,000	1,56,700
Straits Settlements (includ- ing Labuan)	—	—	—	—	—	2,22,468
Hongkong	—	—	—	—	—	13,400	2,175
Other British Possessions	—	—	—	—	—	500	80	110
TOTAL BRITISH EMPIRE	—	—	—	—	—	6,25,568	1,72,280	1,54,646	2,31,200	2,27,625

* Shown as a Foreign Country from 1922-24.

GENERAL EXPORTS

(926)

FOREIGN MERCHANDISE

No. 15—continued

ARTICLES, AND COUNTRIES OF FINAL DESTINATION; ALSO SHARE OF EACH PROVINCE	QUANTITY					VALUE				
	1922-23	1923-24	1924-25	1925-26	1926-27	1922-23	1923-24	1924-25	1925-26	1926-27
Precious stones and pearls, unset (II. B)—continued						R	R	R	R	R
Germany	—	—	—	—	—	3,050	..	4,000	20,000	800
France	—	—	—	—	—	..	375	..	2,300	..
Mascat Territory and Trucial Oman	—	—	—	—	—	..	42,500	31,000	78,000	77,200
Other Native States in Arabia China (exclusive of Hong- kong and Macao)	—	—	—	—	—	24,000	12,000	5,000	..	55,000
Japan	—	—	—	—	—	2,000	15,000
Other Foreign Countries	—	—	—	—	—	..	1,050	..	400	..
TOTAL FOREIGN COUNTRIES	—	—	—	—	—	2,97,050	70,925	40,200	1,03,700	1,32,500
<i>Share of Bengal</i>	—	—	—	—	—	1,500	..
" <i>Bombay</i>	—	—	—	—	—	7,00,150	2,28,175	1,94,845	3,15,900	3,55,725
" <i>Sind</i>	—	—	—	—	—	..	15,000	..	17,500	4,300
" <i>Madras</i>	—	—	—	—	—	..	30
" <i>Burma</i>	—	—	—	—	—	2,29,468
TOTAL	—	—	—	—	—	9,22,618	2,43,205	1,94,845	3,34,900	3,60,025
Printing and Lithograph- ing machinery and ma- terials (excluding paper) (III. V)										
United Kingdom	—	—	—	—	—	51,053	13,038	19,312	10,689	9,516
Mesopotamia	—	—	—	—	—	7,316	13,510	539	1,584	767
Ceylon Straits Settlements (including Labuan)	—	—	—	—	—	2,966	6,391	4,952	13,220	19,023
Federated Malay States	—	—	—	—	—	3,612	3,969	1,125	2,280	3,442
Federated Malay States	—	—	—	—	—	195	505	705	600	1,916
Cape of Good Hope	—	—	—	—	—	8,038
Natal	—	—	—	—	—	..	800	..	1,545	..
Egypt*	—	—	—	—	—	1,050
Zanzibar and Pemba	—	—	—	—	—	150	..	1,800	850	200
Kenya Colony	—	—	—	—	—	600	60	150	3,976	4,160
Tanganyika Territory	—	—	—	—	—	672	..	550	1,142	1,000
Mauritius and Dependencies	—	—	—	—	—	1,750	..	1,927	165	280
Other British Possessions	—	—	—	—	—	635	150	100	1,165	1,322
TOTAL BRITISH EMPIRE	—	—	—	—	—	69,999	38,423	31,160	37,216	50,263
Germany	—	—	—	—	—	2,025	783	2,290	2,038	6,162
Persia	—	—	—	—	—	1,493	500	2,340	1,235	3,014
Japan	—	—	—	—	—	1,215	1,418
United States of America— Via Atlantic Coast	—	—	—	—	—	1,598	390	1,549	4,717	1,057
" <i>Pacific</i>	—	—	—	—	—	6,300
Other Foreign Countries	—	—	—	—	—	200	..	812	1,388	418
TOTAL FOREIGN COUNTRIES	—	—	—	—	—	6,581	3,091	13,791	9,378	10,851
<i>Share of Bengal</i>	—	—	—	—	—	43,976	1,463	3,275	6,455	31,994
" <i>Bombay</i>	—	—	—	—	—	19,624	16,150	20,255	19,080	14,093
" <i>Sind</i>	—	—	—	—	—	2,900	4,326	10,240	1,100	1,416
" <i>Madras</i>	—	—	—	—	—	10,114	19,125	6,381	13,959	12,322
" <i>Burma</i>	—	—	—	—	—	16	150	4,800	1,720	539
TOTAL	—	—	—	—	—	76,590	41,514	44,951	46,594	60,914
Prints, Engravings, and Pictures (III. V)										
United Kingdom	—	—	—	—	—	63,192	1,15,234	36,057	36,164	22,898
Ceylon	—	—	—	—	—	680	1,600	200	250	250
Straits Settlements (including Labuan)	—	—	—	—	—	20	2,050	205	513	675
Mauritius and Dependencies	—	—	—	—	—	4,500
Western Australia	—	—	—	—	—	770
Victoria	—	—	—	—	—	175	42	..
Tasmania	—	—	—	—	—	20	..
New South Wales Australian Commonwealth (Total)	—	—	—	—	—	280	600	50	82	..
Other British Possessions	—	—	—	—	—	1,905	600	80	144	..
TOTAL BRITISH EMPIRE	—	—	—	—	—	1,715	1,287	1,565	715	1,227
TOTAL BRITISH EMPIRE	—	—	—	—	—	71,312	1,20,711	38,077	38,086	25,050

* Shown as a Foreign Country from 1923-24.

No. 15—continued.

ARTICLES, AND COUNTRIES OF FINAL DESTINATION; ALSO SHARE OF EACH PROVINCE	QUANTITY					VALUE				
	1922-23	1923-24	1924-25	1925-26	1926-27	1922-23	1923-24	1924-25	1925-26	1926-27
Prints, Engravings and Pictures (III. V)—continued						B	B	B	B	B
Denmark	—	—	—	—	—	..	2,300
France	—	—	—	—	—	..	80	825	50	1,515
Italy	—	—	—	—	—	..	3,300	60
Persia	—	—	—	—	—	1,813	200	..
Japan	—	—	—	—	—	3,644
United States of America— Via Atlantic Coast	—	—	—	—	—	492	1,160	640	1,841	575
" Pacific "	—	—	—	—	—	—	—	50	..	70
Other Foreign Countries	—	—	—	—	—	2,905	1,714	1,663	163	1,010
TOTAL FOREIGN COUNTRIES	—	—	—	—	—	7,041	3,454	5,051	2,254	3,170
Share of Bengal	—	—	—	—	—	3,314	3,375	700	1,380	1,970
" Bombay	—	—	—	—	—	52,731	1,02,373	27,301	25,923	17,030
" Sind	—	—	—	—	—	2,690	5,940	4,743	3,643	137
" Madras	—	—	—	—	—	17,478	13,940	7,177	7,649	5,334
" Burma	—	—	—	—	—	1,592	2,897	3,302	1,244	3,159
TOTAL	—	—	—	—	—	78,353	1,29,225	43,123	49,840	26,220
Provisions and Oilman's Stores (including fish and fruits and vege- tables) (L. E)—	Owts.	Owts.	Owts.	Owts.	Owts.					
United Kingdom	214	129	143	254	512	21,908	18,125	20,852	24,038	29,260
Aden and Dependencies	343	81	205	153	33	58,745	5,908	8,001	6,424	2,162
Mesopotamia	992	471	301	431	102	78,237	34,775	28,440	36,591	7,708
Bahrain Islands	1,187	1,128	1,025	504	61	24,513	27,804	23,394	10,619	2,938
Ceylon	398	732	220	280	292	20,850	62,973	20,797	21,910	44,156
Straits Settlements (includ- ing Labuan)	239	301	903	2,308	1,668	21,332	19,696	67,103	1,74,946	98,843
Federated Malay States	29	6,342
Hongkong	16	112	30	4,299	15	..	3,925	5,723
Egypt	4	—	—	—	—	334	—	—	—	—
Natal	65	20	29	41	13	4,397	2,720	1,661	2,195	895
Zanzibar and Pemba	23	43	43	26	31	3,765	5,693	3,253	4,504	3,650
Kenya Colony	53	111	55	141	362	5,732	10,058	5,239	5,376	26,797
Tanganyika Territory	4	8	14	24	27	605	315	1,347	1,155	2,916
Mauritius and Dependencies	15	44	17	29	3	1,455	600	752	1,730	355
Seychelles	13	8	37	12	13	671	305	1,662	422	602
British West India Islands	5	25	162	1	..	143	425	2,756	40
British Guiana	371	422	434	237	323	4,496	5,346	7,704	4,002	6,300
Victoria	2	3	1	855	55	80
Tasmania	1	59
New South Wales	5	10	1	1	..	2,100	2,729	155	55	15
Queensland
Australian Commonwealth (Total)	7	19	1	1	2	2,955	2,734	155	55	100
Other British Possessions	5	6	8	11	25	314	364	651	316
TOTAL BRITISH EMPIRE	4,439	3,527	3,463	4,723	3,523	2,54,903	1,99,634	1,91,239	3,02,019	2,37,260
Denmark	31	13	..	4	40	2,558	1,116	..	176
Germany	3	6	7	167	..	1,135	623	780	9,369
Netherlands	99	2,227	333	133	372	15,664	1,03,173	29,494	12,716	26,599
Belgium	1,561	17	93,673	536
Portugal	23	1,290
Greece	42	1,734
Makal Territory and Trucial Oman	362	657	746	611	502	12,773	22,432	22,933	23,435	22,791

* Shown as a Foreign Country from 1922-24.

GENERAL EXPORTS

(928)

FOREIGN MERCHANDISE

No. 15—continued

ARTICLES, AND COUNTRIES OF FINAL DESTINATION; ALSO SHARE OF EACH PROVINCE	QUANTITY					VALUE				
	1922-23	1923-24	1924-25	1925-26	1926-27	1922-23	1923-24	1924-25	1925-26	1926-27
Provisions and Oilman's Stores (excluding fish and fruits and vegetables) (L. E.)—continued	Cwts.	Cwts.	Cwts.	Cwts.	Cwts.	R	R	R	R	R
Other Native States in Arabia	464	319	352	213	243	15,030	8,614	14,036	5,223	11,111
Persia	818	772	829	562	345	63,470	52,550	43,577	34,034	27,111
Hadjramaut	22	102	3	..	7	2,215	9,033	280
Java	2	..	212	..	113	100	..	4,047	..	5,111
Siam	2	17	88	150	1,021	4,111
China (exclusive of Hongkong and Macao)	865	..	206	2	11	89,637	..	4,583	330	1,111
Japan	3	..	9	206	175	540	..	1,423	12,861	5,111
Egypt	..	1	..	32	12	..	60	..	610	..
Portuguese East Africa	136	71	41	63	78	7,014	4,756	3,920	3,752	4,111
United States of America—										
Via Atlantic Coast	34	59	7	32	..	4,055	1,926	1,833	2,366	..
" Pacific "	..	46	2,500
Other Foreign Countries	20	25	21	16	35	2,065	1,170	1,755	352	1,111
TOTAL FOREIGN COUNTRIES	2,825	4,313	2,835	3,595	2,230	2,19,153	2,09,937	1,34,825	1,01,163	1,24,111
Share of Bengal	309	391	1,300	1,335	309	33,150	42,630	59,389	53,429	30,111
" Bombay	5,609	5,886	3,364	4,367	2,409	3,68,590	3,74,183	1,81,864	2,26,370	1,80,111
" Sind	256	469	444	475	1,336	23,511	45,146	36,915	43,455	69,111
" Madras	59	174	176	52	50	12,100	14,846	18,389	7,411	2,111
" Burma	531	420	514	2,204	1,153	36,610	22,917	29,047	1,62,516	1,09,111
TOTAL	7,264	7,840	6,298	8,333	5,782	4,73,961	4,09,621	3,26,064	4,93,162	3,61,111
Railway plant and rolling-stock (III. N)—										
United Kingdom	35,684	11,290	28,888	81,008	6,111
Aden and Dependencies	21,467	11,504	2,422	672	..
Mesopotamia	1,478	53,737	8,949	..	11,111
Ceylon	3,300	..	86,736	1,019	1,111
Straits Settlements (including Labuan)	365	500	5,111
Other British Possessions	16	250	110	..
TOTAL BRITISH EMPIRE	62,294	76,612	1,27,345	83,306	25,111
Belgium	1,200
Italy	13,500	5,250	11,850
Persia	2,677
Siam	2,111
United States of America—										
Via Atlantic Coast	4,910	..	260	780	5,111
Other Foreign Countries	153	10	..
TOTAL FOREIGN COUNTRIES	22,287	5,250	12,263	790	7,111
Share of Bengal	32,385	3,291	34,513	1,782	13,111
" Bombay	61,095	73,571	21,109	3,394	15,111
" Madras	33,386	78,420	..
" Burma	500	7,111
TOTAL	84,581	81,862	1,39,513	84,096	33,111

* Shown as a Foreign Country from 1923-24.

No. 15—continued

ARTICLES, AND COUNTRIES OF FINAL DESTINATION; ALSO SHARE OF EACH PROVINCE	QUANTITY					VALUE				
	1922-23	1923-24	1924-25	1925-26	1926-27	1922-23	1923-24	1924-25	1925-26	1926-27
	Lbs.	Lbs.	Lbs.	Lbs.	Lbs.	Rs.	Rs.	Rs.	Rs.	Rs.
Rubber—										
<i>Raw (X. J)—</i>										
United Kingdom	75	..	1,008	2,576	1,792	38	..	20	3,624	1,800
Other British Possessions	120	112	..	560	..	70	40	..	500	..
TOTAL BRITISH EMPIRE	195	112	1,008	3,136	1,792	108	40	20	4,124	1,800
TOTAL FOREIGN COUNTRIES	..	2,800	200	75	200
<i>Share of Bengal</i>	<i>..</i>	<i>2,800</i>	<i>1,008</i>	<i>2,576</i>	<i>1,792</i>	<i>..</i>	<i>75</i>	<i>20</i>	<i>3,624</i>	<i>1,800</i>
<i>" Bombay</i>	<i>195</i>	<i>112</i>	<i>200</i>	<i>560</i>	<i>..</i>	<i>108</i>	<i>40</i>	<i>200</i>	<i>500</i>	<i>..</i>
TOTAL	195	2,912	1,208	3,136	1,792	108	115	220	4,124	1,800
Manufactures (XII. O)—										
United Kingdom	—	—	—	—	—	29,678	55,285	28,442	69,301	37,068
Palatine	—	—	—	—	—	1,100	..
Aden and Dependencies	—	—	—	—	—	489	230	3,212	500	275
Mesopotamia	—	—	—	—	—	31,330	12,450	42,666	20,704	29,190
Bahrain Islands	—	—	—	—	—	2,550	2,337	505	..	1,858
Ceylon	—	—	—	—	—	33,555	1,39,100	60,319	75,172	51,572
Straits Settlements (including Labuan)	—	—	—	—	—	80,997	25,878	6,000	27,896	6,104
Hongkong	—	—	—	—	—	4,286	1,110	1,389	202	..
Zanzibar and Pemba	—	—	—	—	—	7,824	900	1,105	1,410	650
Kenya Colony	—	—	—	—	—	9,333	4,250	863	151	6,880
Tanganyika Territory	—	—	—	—	—	3,075	1,050	100	350	150
Canada— <i>Y'd Atlantic Coast</i>	—	—	—	—	—	2,758
Victoria	—	—	—	—	—	23,085	39,950
New South Wales	—	—	—	—	—	..	13,300	..	5,149	..
<i>Australian Commonwealth (Total)</i>	—	—	—	—	—	<i>23,085</i>	<i>53,250</i>	<i>..</i>	<i>5,149</i>	<i>..</i>
New Zealand (including <i>Nauru and British Samoa</i>)	—	—	—	—	—	23,692	23,864	..
Fiji Islands	—	—	—	—	—	5,205
Other British Possessions	—	—	—	—	—	..	81	50
TOTAL BRITISH EMPIRE	—	—	—	—	—	2,11,876	2,95,806	1,73,918	2,25,879	1,23,525
Germany	—	—	—	—	—	11,047	8,245	320	6,012	3,468
Netherlands	—	—	—	—	—	10,601
Belgium	—	—	—	—	—	..	2,250
France	—	—	—	—	—	4,395	6,830
Italy	—	—	—	—	—	..	835	30,350	..	80
Peria	—	—	—	—	—	8,688	8,742	10,332	12,141	35,168
Java	—	—	—	—	—	1,500	20,260	2,348
Philippine Islands and Guam	—	—	—	—	—	1,220
China (exclusive of Hong- <i>kong and Macao</i>)	—	—	—	—	—	..	5,070	1,132
Japan	—	—	—	—	—	736	4,300
United States of America— <i>Y'd Atlantic Coast</i>	—	—	—	—	—	350	3,921	21,942	4,190	10,918
<i>" Pacific</i>	—	—	—	—	—	1,508
Argentine Republic (including <i>the Atlantic Coast of Patagonia</i>)	—	—	—	—	—	6,804
Other Foreign Countries	—	—	—	—	—	126	705	500	125	4
TOTAL FOREIGN COUNTRIES	—	—	—	—	—	33,410	50,028	75,177	23,214	64,394
<i>Share of Bengal</i>	<i>—</i>	<i>—</i>	<i>—</i>	<i>—</i>	<i>—</i>	<i>70,700</i>	<i>75,171</i>	<i>40,528</i>	<i>67,924</i>	<i>33,671</i>
<i>" Bombay</i>	<i>—</i>	<i>—</i>	<i>—</i>	<i>—</i>	<i>—</i>	<i>1,06,104</i>	<i>1,17,731</i>	<i>1,25,663</i>	<i>1,02,218</i>	<i>1,09,524</i>
<i>" Sind</i>	<i>—</i>	<i>—</i>	<i>—</i>	<i>—</i>	<i>—</i>	<i>24,914</i>	<i>6,710</i>	<i>4,218</i>	<i>4,625</i>	<i>5,945</i>
<i>" Madras</i>	<i>—</i>	<i>—</i>	<i>—</i>	<i>—</i>	<i>—</i>	<i>29,402</i>	<i>1,41,046</i>	<i>62,752</i>	<i>41,209</i>	<i>35,163</i>
<i>" Burma</i>	<i>—</i>	<i>—</i>	<i>—</i>	<i>—</i>	<i>—</i>	<i>2,686</i>	<i>5,236</i>	<i>25,035</i>	<i>33,664</i>	<i>2,820</i>
TOTAL	—	—	—	—	—	2,44,786	3,45,894	2,49,090	2,49,093	1,92,919

GENERAL EXPORTS

FOREIGN MERCHANDISE

(930)

No. 15—continued

ARTICLES, AND COUNTRIES OF FINAL DESTINATION; ALSO SHARE OF EACH PROVINCE	QUANTITY					VALUE				
	1922-23	1923-24	1924-25	1925-26	1926-27	1922-23	1923-24	1924-25	1925-26	1926-27
	Tons	Tons	Tons	Tons	Tons	Rs	Rs	Rs	Rs	Rs
Salt (I. I)—										
TOTAL BRITISH EMPIRE	1	75	254	119
TOTAL FOREIGN COUNTRIES	66	178	..	20	..
Share of Bombay	1	66	431	109	20	..
“ Burma	75	2	10
TOTAL	1	141	432	119	20	..
Seeds (II. E)—										
United Kingdom	2	1	1	1,564	..	25	6,180	1,800
Aden and Dependencies	10	285	60	562	..	5,819
Bahrain Islands	2	3,000
Ceylon	1	..	3	..	10	960	75	2,245	135	5,670
Straits Settlements (including Labuan)	4	2	14	3,326	150	365	760	6,954
Egypt*	6	5,475
Other British Possessions	..	1	387	1,318	250	290	460
TOTAL BRITISH EMPIRE	18	1	5	3	35	11,097	1,598	6,447	7,365	19,703
Germany	3	1,500	..	114
France	..	3	1	..	1	..	4,800	3,026	..	1,760
Syria	3	..	3	1	..	2,000	..	1,750	240	100
Persia	5	150	1,008
China (exclusive of Hong Kong and Macao)	3	5,000	..
Egypt*	..	11	3	4	1	..	7,845	1,546	1,640	375
United States of America— Via Atlantic Coast	7	2	3	..	10	2,322	1,700	7,500	602	5,800
Other Foreign Countries	1	1	..	1,104	450	325	300	580
TOTAL FOREIGN COUNTRIES	11	16	18	9	17	6,526	14,795	15,646	8,432	9,232
Share of Bengal	1	..	1,636	760	1,000	6,732	430
“ Bombay	24	16	23	10	62	16,337	15,225	21,093	3,945	23,331
“ Madras	114
“ Burma	..	1	..	1	413	..	70	20
TOTAL	24	17	23	12	62	18,523	16,393	22,093	15,797	28,935
Shells and Cowries (II. S)—										
United Kingdom	65,915	1,02,919	10,592	49,224	31,200
Ceylon	8,775	139	400
Other British Possessions	100	..	862	1,340	450
TOTAL BRITISH EMPIRE	74,790	1,03,058	20,854	49,564	31,650
Germany	500	13,920	1,775	..	1,800
France	3,750
Persia	1,187	..	20
Japan	7,805	2,031	1,200
French Somaliland	7,100
United States of America— Via Atlantic Coast	12,680	5,512
Other Foreign Countries	900	130	650	900	..
TOTAL FOREIGN COUNTRIES	21,865	20,593	3,622	900	6,770
Share of Bengal	300	400	..
“ Bombay	96,675	1,32,651	24,176	50,014	38,420
“ Sind	60	..
TOTAL	96,675	1,32,651	24,476	50,464	38,420

* Shown as a Foreign Country from 1923-24.

No. 15—continued

ARTICLES, AND COUNTRIES OF FINAL DESTINATION; ALSO SHARE OF EACH PROVINCE	QUANTITY					VALUE				
	1922-23	1923-24	1924-25	1925-26	1926-27	1922-23	1923-24	1924-25	1925-26	1926-27
	Cwts.	Cwts.	Cwts.	Cwts.	Cwts.	Rs.	Rs.	Rs.	Rs.	Rs.
Soap (III. V)—										
United Kingdom	5	65	34	44	16	582	4,472	3,441	1,370	510
Aden and Dependencies	16	34	14	5	6	590	1,990	1,355	725	800
Mesopotamia	785	310	238	65	54	51,816	21,154	17,129	4,055	4,004
Bahrain Islands	424	110	142	2	36	14,939	3,220	7,031	270	1,455
Ceylon	265	649	105	5	16	13,334	30,750	5,037	294	1,840
Straits Settlements (including Labuan)	15	18	26	1	2	590	460	1,620	25	233
Zanzibar and Pemba	28	5	22	2	3	2,435	370	785	150	435
Kenya Colony	37	67	78	14	7	3,973	6,071	5,443	1,066	210
Tanganyika Territory	86	11	8	1	3	5,443	1,475	1,561	60	185
Mauritius and Dependencies	292	..	3	11,200	..	300
Seychelles	128	357	157	121	17	4,447	10,754	4,922	3,553	480
Other British Possessions	2	3	198	8	3	..	90
TOTAL BRITISH EMPIRE	2,086	1,621	827	260	162	1,00,657	30,689	48,826	12,051	10,948
Norway	173	3,533
Denmark	54	3,520
Germany	3	76	550	4,207	..
Belgium	14	1,410
France	13	2,995
Makat Territory and Trucial Oman	354	341	184	181	56	11,793	9,667	5,392	4,727	1,472
Other Native States in Arabia	148	68	6	9	5	4,390	1,396	189	293	190
Persia	2,228	1,575	492	432	297	69,847	55,293	15,053	14,145	11,024
Egypt*	4	1,000	..
Portuguese East Africa	31	51	28	10	5	1,783	2,203	1,237	783	350
Other Foreign Countries	5	61	4	1	6	298	592	190	30	457
TOTAL FOREIGN COUNTRIES	2,776	2,041	730	713	615	83,616	69,451	25,657	25,135	27,756
Share of Bengal	7	4	4	2	162	346	410	650	60	4,733
" Bombay	4,407	3,264	1,390	373	511	1,75,174	1,34,822	69,653	33,055	26,210
" Sind	429	390	234	66	77	21,355	14,463	9,422	2,333	3,561
" Madras	2	..	3	1	1	462	15	34	274
" Burma	19	2	29	25	2	398	91	1,725	1,023	180
TOTAL	4,862	3,662	1,657	973	777	1,98,278	1,50,240	74,453	27,236	33,698
Specimens illustrative of Natural Science (II. S)—										
United Kingdom	925	940	4,825	3,507	363
Other British Possessions	150	300	455	225	..
TOTAL BRITISH EMPIRE	975	1,240	5,240	3,732	363
TOTAL FOREIGN COUNTRIES	575	571	25	800	400
Share of Bengal	71	1,450	2,103	200
" Bombay	360	3,280	700	105
" Sind	575	240	360	200	8
" Madras	375	240	225	25	..
" Burma	600	350	30	241	370
TOTAL	1,550	1,911	5,375	4,392	783

* Shown as a Foreign Country from 1923-24

GENERAL EXPORTS

(932)

FOREIGN MERCHANDISE

No. 15—continued

ARTICLES, AND COUNTRIES OF FINAL DESTINATION; ALSO SHARE OF EACH PROVINCE	QUANTITY					VALUE				
	1922-23	1923-24	1924-25	1925-26	1926-27	1922-23	1923-24	1924-25	1925-26	1926-27
Spices— Nuts (I. F)—(a)	Cwts.	Cwts.				R	R	R	R	R
Ceylon	45	..	—	—	—	1,575	..	—	—	—
Other British Possessions	20	40	—	—	—	1,050	1,220	—	—	—
TOTAL BRITISH EMPIRE	65	40				2,625	1,220			
TOTAL FOREIGN COUNTRIES	12	1				340	40			
Share of Bombay	32	30	—	—	—	1,380	930	—	—	—
.. Sind	..	17	—	—	—	..	330	—	—	—
.. Madras	45	..	—	—	—	1,575	..	—	—	—
TOTAL	77	41				2,965	1,260			
Cardamoms (I. F)—	Cwts.	Cwts.	Cwts.	Cwts.	Cwts.					
United Kingdom	..	40	14,840
Aden and Dependencies	146	9	52	46	19	25,732	2,375	23,289	18,442	2,195
Mesopotamia	61	14	..	18	..	11,338	4,100	..	5,500	..
Bahrain Islands	20	6	..	26	..	4,580	600	..	11,000	..
Ceylon	4	2	1,100	420
Straits Settlements (including Labuan)	64	29	21	35	14	12,289	7,204	8,250	18,560	2,150
Anglo-Egyptian Sudan	41	8,198
Other British Possessions	6	2	2	..	4	775	500	500	..	850
TOTAL BRITISH EMPIRE	338	100	75	129	39	62,907	29,619	32,039	49,602	5,615
Denmark	13	6,000
Germany	12	5,980
Syria	1	12	100	2,800	..
Mascat Territory and Trucial Oman	1	13	..	4	..	200	2,506	..	1,600	..
Other Native States in Arabia	9	1,968
Persia	29	..	9	23	..	5,490	..	3,012	9,565	..
Egypt*	..	10	..	4	2,395	..	1,050	..
United States of America— Via Atlantic Coast	130	64	2	..	40	21,750	25,400	700	..	15,000
Other Foreign Countries	..	3	..	1	110	..	450	..
TOTAL FOREIGN COUNTRIES	169	90	37	44	40	29,408	30,911	15,742	15,461	15,000
Share of Bengal	..	122	7,900
.. Bombay	507	168	112	173	67	92,315	63,630	47,781	65,067	18,885
.. Burma	12	1,750
TOTAL	507	100	112	173	79	92,315	60,530	47,781	65,067	20,615
Cloves (I. F)—	Cwts.	Cwts.	Cwts.	Cwts.	Cwts.					
United Kingdom	332	175	343	24,524	11,100	21,923
Aden and Dependencies	169	271	373	700	549	6,645	9,655	15,077	19,072	11,923
Mesopotamia	276	75	265	333	245	18,750	5,240	14,377	14,120	9,162
Bahrain Islands	350	304	743	201	820	24,574	21,873	54,190	12,780	56,864
Ceylon	250	32	165	54	113	16,631	2,500	11,330	3,425	6,980
Straits Settlements (including Labuan)	21,774	8,459	22,590	26,504	5,335	14,11,768	5,99,823	15,81,773	17,87,045	3,81,774
Hongkong	1,095	488	452	335	216	57,716	34,660	30,870	72,550	14,100
Egypt*	43	3,090
Natal	16	4	8	..	27	1,225	210	480	..	2,160
Zanzibar and Pemba	..	98	2,230
Anglo-Egyptian Sudan	510	362	213	101	84	34,801	24,385	13,601	5,385	3,650
Other British Possessions	13	22	17	9	12	890	1,685	1,355	603	790
TOTAL BRITISH EMPIRE	24,877	10,115	24,826	28,412	7,794	16,00,614	6,95,716	17,23,053	18,76,050	4,69,231

(a) Included in "Other sorts of Spices" from 1924-25.

* Shown as a Foreign Country from 1923-24.

No. 15—continued

ARTICLES, AND COUNTRIES OF FINAL DESTINATION; ALSO SHARE OF EACH PROVINCE	QUANTITY					VALUE				
	1922-23	1923-24	1924-25	1925-26	1926-27	1922-23	1923-24	1924-25	1925-26	1926-27
						R	R	R	R	R
Spices—continued										
Cloves (I. F)—continued										
	Cwts.	Cwts.	Cwts.	Cwts.	Cwts.					
Syria	13	4	30	..	63	820	305	2,100	..	4,400
Mascat Territory and Trucial Oman	90	64	54	50	76	6,354	4,465	5,775	3,380	5,130
Other Native States in Arabia	67	30	180	17	155	5,075	6,031	9,574	1,250	10,530
Perak	20	39	124	83	41	1,523	6,605	7,808	4,400	2,890
Java	29	23	2,300	400
Siam	58	29	6	40	..	3,797	1,690	100	2,211	..
China (exclusive of Hongkong and Macao)	64	..	140	..	87	4,300	..	9,670	..	5,400
Japan	153	..	281	552	117	10,500	..	18,348	36,500	8,050
Egypt*	..	125	15	..	16	..	9,275	1,100	..	1,190
Tripoli	..	15	1,300
Italian East Africa (Somal- land and Eritrea)	17	12	4	51	19	1,070	300	325	2,575	320
Other Foreign Countries	3	4	5	5	5	290	410	355	205	330
TOTAL FOREIGN COUNTRIES	514	445	819	798	579	36,129	30,901	55,149	60,641	38,309
Share of Bengal	9	7	3	..	2	450	662	440	..	100
" Bombay	25,379	10,553	25,642	39,220	8,371	16,36,113	7,25,865	17,77,762	19,26,691	4,97,490
" Sind	3	180
TOTAL	25,391	10,560	25,645	39,210	8,373	16,36,743	7,26,617	17,78,202	19,26,691	4,97,800
Ginger (I. F)—(a)										
	Cwts.	Cwts.								
United Kingdom	..	60	18	1,350
Ceylon	72	211	2,100	6,380
Other British Possessions	17	36	649	1,561
TOTAL BRITISH EMPIRE	89	307	2,822	9,241
TOTAL FOREIGN COUNTRIES	..	1	15
Share of Bengal	..	50	661
" Bombay	89	288	2,822	8,595
TOTAL	89	308	2,822	9,256
Nutmegs (I. F)—										
	Cwts.	Cwts.	Cwts.	Cwts.	Cwts.					
United Kingdom	192	3,250
Aden and Dependencies	82	27	46	62	32	3,300	1,000	2,866	4,172	1,858
Mesopotamia	6	44	6	1	1	615	2,360	462	62	100
Egypt*	11	360
Zanzibar and Pemba	15	20	6	9	15	320	1,065	425	760	920
Tanganyika Territory	23	19	11	16	16	1,325	375	670	1,145	1,250
Anglo-Egyptian Sudan	27	15	18	9	..	1,200	725	979	570	..
Other British Possessions	18	30	23	42	12	1,370	1,582	1,270	2,611	1,016
TOTAL BRITISH EMPIRE	182	155	291	139	76	8,980	7,607	14,922	9,340	5,138
Syria	9	7	4	4	44	575	325	250	160	3,333
Mascat Territory and Trucial Oman	34	36	18	12	3	2,099	2,133	1,537	680	192

* Shown as a Foreign Country from 1923-24.
(a) Included in "Other sorts of Spices" from 1924-25.

GENERAL EXPORTS

(934)

FOREIGN MERCHANDISE

No. 15—continued

ARTICLES, AND COUNTRIES OF FINAL DESTINATION; ALSO SHARE OF EACH PROVINCE	QUANTITY					VALUE				
	1922-23	1923-24	1924-25	1925-26	1926-27	1922-23	1923-24	1924-25	1925-26	1926-27
Spices—continued										
<i>Nutmegs (L. F.)—continued</i>	<i>Cwts.</i>	<i>Cwts.</i>	<i>Cwts.</i>	<i>Cwts.</i>	<i>Cwts.</i>	<i>R</i>	<i>R</i>	<i>R</i>	<i>R</i>	<i>R</i>
Perak	2	7	28	6	9	200	357	4,176	305	665
Egypt*	—	5	3	8	..	—	290	120	290	..
Other Foreign Countries	2	24	2	2	4	100	1,037	275	100	210
TOTAL FOREIGN COUNTRIES	47	79	55	32	60	2,974	4,192	6,858	1,525	4,405
<i>Share of Bengal</i>	<i>..</i>	<i>..</i>	<i>..</i>	<i>1</i>	<i>..</i>	<i>..</i>	<i>..</i>	<i>..</i>	<i>85</i>	<i>..</i>
.. Bombay	229	234	346	153	136	11,954	11,799	21,230	10,930	9,543
.. Madras	12	700	..
TOTAL	229	234	346	171	136	11,954	11,799	21,230	10,935	9,543
Pepper (L. F.)—(a)	<i>Cwts.</i>	<i>Cwts.</i>								
Aden and Dependencies	73	..	—	—	—	2,780	..	—	—	—
Ceylon	27	..	—	—	—	1,769	..	—	—	—
Other British Possessions	23	3	—	—	—	1,200	150	—	—	—
TOTAL BRITISH EMPIRE	123	3	—	—	—	5,749	150	—	—	—
Egypt*	37	—	—	—	—	1,100	—	—	—
Other Foreign Countries	1	—	—	—	19	50	—	—	—
TOTAL FOREIGN COUNTRIES	..	38	—	—	—	19	1,150	—	—	—
<i>Share of Bengal</i>	<i>..</i>	<i>37</i>	<i>—</i>	<i>—</i>	<i>—</i>	<i>..</i>	<i>1,100</i>	<i>—</i>	<i>—</i>	<i>—</i>
.. Bombay	123	4	—	—	—	5,768	200	—	—	—
TOTAL	123	41	—	—	—	5,768	1,300	—	—	—
Other sorts (L. F.)—	<i>Cwts.</i>	<i>Cwts.</i>	<i>Cwts.</i>	<i>Cwts.</i>	<i>Cwts.</i>					
United Kingdom	78	91	206	2,190	3,850	6,265	..
Aden and Dependencies	90	44	123	54	91	2,525	1,047	4,740	2,718	3,165
Mesopotamia	27	14	..	58	174	850	450	..	2,000	6,530
Ceylon	1	4	34	10	88	50	311	1,115	436	3,260
Straits Settlements (including Labuan)	2	6	..	49	..	200	210	..	1,330
Egypt*	3	260
Kenya Colony	3	6	32	13	..	30	330	1,895	350
Mauritius and Dependencies	42	1,970
Other British Possessions	6	4	9	13	56	294	190	304	330	2,032
TOTAL BRITISH EMPIRE	127	144	311	375	470	3,979	4,468	12,569	13,744	16,717
France	90	3,162
Syria	36	1,850
Mascat Territory and Trucial Oman	4	22	10	7	159	135	322	257	225	4,025
Perak	44	31	9	5	20	1,495	979	369	216	700
Egypt*	149	..	3	4,016	..	600
United States of America— Via Atlantic Coast	25	2,800	..
Perak	17	1,135
Other Foreign Countries	23	2	13	1	15	320	30	635	50	602
TOTAL FOREIGN COUNTRIES	88	55	307	38	197	3,595	1,881	10,289	3,291	5,927
<i>Share of Bengal</i>	<i>19</i>	<i>..</i>	<i>4</i>	<i>1</i>	<i>31</i>	<i>1,205</i>	<i>..</i>	<i>90</i>	<i>20</i>	<i>1,047</i>
.. Bombay	96	131	596	402	605	2,915	6,756	22,246	16,703	20,847
.. Sind	100	16	9	3	3	3,444	693	207	361	95
.. Madras	9	2	28	315	61	355
TOTAL	215	199	618	413	667	7,564	6,349	22,858	17,035	22,644
Total Spices—	<i>Cwts.</i>	<i>Cwts.</i>	<i>Cwts.</i>	<i>Cwts.</i>	<i>Cwts.</i>					
United Kingdom	382	178	273	333	343	24,537	18,330	12,100	17,365	21,923
Aden and Dependencies	593	385	599	362	391	41,102	15,467	45,972	44,204	19,141
Mesopotamia	372	168	271	410	420	31,753	12,430	14,839	21,632	15,342
Bahrain Islands	330	314	752	229	320	29,565	22,635	54,505	23,015	56,364
Ceylon	395	247	199	38	303	22,135	9,141	12,445	5,011	10,610
Straits Settlements (including Labuan)	21,338	8,498	22,617	26,551	5,448	14,24,057	6,00,932	15,90,723	18,01,305	3,35,254
Hongkong	1,095	483	452	335	216	57,716	34,660	30,370	22,550	14,100
Egypt*	77	4,710

* Shown as a Foreign Country from 1923-24.
(a) Included in "Other sorts of Spices" from 1924-25.

No. 15—continued

ARTICLES, AND COUNTRIES OF FINAL DESTINATION; ALSO SHARE OF EACH PROVINCE	QUANTITY					VALUE				
	1922-23	1923-24	1924-25	1925-26	1926-27	1922-23	1923-24	1924-25	1925-26	1926-27
						₹	₹	₹	₹	₹
<i>Spices—concluded</i>										
<i>Total Spices—continued</i>	<i>Cwts.</i>	<i>Cwts.</i>	<i>Cwts.</i>	<i>Cwts.</i>	<i>Cwts.</i>					
Natal	25	22	12	17	31	1,795	1,610	920	840	2,315
Zanzibar and Pemba	23	118	6	12	39	1,240	3,295	689	365	1,540
Kenya Colony	30	20	12	42	10	2,132	890	705	2,455	925
Tanganyika Territory	24	19	14	16	16	1,365	875	820	1,145	1,260
Anglo-Egyptian Sudan	578	377	231	110	84	44,284	25,110	14,330	5,925	3,650
Mauritius and Dependencies	18	37	53	6	..	815	1,776	2,705	428	..
Other British Possessions	6	8	10	14	46	420	670	710	846	2,537
TOTAL BRITISH EMPIRE	25,801	10,864	25,508	29,055	3,379	16,87,676	7,48,021	17,82,533	19,48,736	4,86,751
Denmark	18	6,000
Germany	12	5,980
France	90	3,162
Syria	22	11	71	16	107	1,495	680	4,800	2,000	7,798
Mascat Territory and Trucial Oman	130	135	112	78	238	8,823	9,976	7,569	5,828	9,347
Other Native States in Arabia	97	83	132	17	170	7,783	6,206	9,784	1,250	11,311
Perak	95	123	170	117	70	8,708	7,891	15,239	14,546	4,255
Java	29	25	2,800	520
Nam	58	30	6	40	..	3,797	1,785	100	2,211	..
China (exclusive of Hong- kong and Macao)	64	..	149	..	87	4,800	..	9,935	..	5,402
Japan	158	..	281	558	117	10,500	..	18,348	36,950	3,050
Egypt*	..	177	167	12	19	..	13,560	5,236	1,380	11,700
Tripoli	..	26	1,000
Italian East Africa (Somal- land and Eritrea)	19	12	4	51	19	1,170	860	325	2,675	320
United States of America— Via Atlantic Coast	130	84	2	25	40	21,754	25,400	700	2,800	16,000
Peru	17	1,135
Other Foreign Countries	16	19	9	8	9	635	1,112	740	415	470
TOTAL FOREIGN COUNTRIES	830	709	1,218	912	876	72,455	68,990	87,538	70,922	63,641
Share of Bengal	28	36	7	2	23	1,655	10,313	530	106	2,147
Bombay	26,455	17,468	20,696	29,943	9,179	17,53,277	3,05,775	18,69,989	20,18,841	5,46,546
Sind	103	39	9	3	3	3,624	923	207	861	95
Madras	45	..	9	14	28	1,575	..	318	781	365
Burma	12	1,780
TOTAL	26,631	11,573	26,721	29,967	9,235	17,00,121	8,17,011	18,70,121	20,19,659	6,50,302
<i>Monery, (excluding paper) (II. M)—</i>										
United Kingdom	27,749	21,419	21,514	24,573	18,473
Aden and Dependencies	26,736	21,911	22,155	18,603	9,549
Mesopotamia	87,203	58,723	24,689	38,990	19,111
Bahrain Islands	3,376	9,678	3,733	4,725	5,314
Ceylon	26,143	20,775	13,668	20,127	16,140
Straits Settlements (including Labuan)	4,340	4,519	5,476	5,556	2,874
Hongkong	165	40	1,445	61	..
Egypt*	427
Zanzibar and Pemba	10,159	9,102	3,552	5,636	7,865
Kenya Colony	44,179	46,271	55,437	16,660	16,275

* Shown as a Foreign Country from 1923-24.

GENERAL EXPORTS

(936)

FOREIGN MERCHANDISE

No. 15—continued

ARTICLES, AND COUNTRIES OF FINAL DESTINATION; ALSO SHARE OF EACH PROVINCE	QUANTITY					VALUE				
	1922-23	1923-24	1924-25	1925-26	1926-27	1922-23	1923-24	1924-25	1925-26	1926-27
Stationery (excluding paper) (III. M)—contd.						R	R	R	R	R
Tanganyika Territory	—	—	—	—	—	5,840	4,313	10,827	5,153	6,573
Anglo-Egyptian Sudan	—	—	—	—	—	200	700	1,900	200	830
Mauritius and Dependencies	—	—	—	—	—	9,660	1,780	3,833	750	2,360
Seychelles	—	—	—	—	—	462	7,787	1,610	2,887	2,100
New South Wales	—	—	—	—	—	3,235
Australian Commonwealth (total)	—	—	—	—	—	3,235
Other British Possessions	—	—	—	—	—	1,292	2,399	1,198	1,937	1,828
TOTAL BRITISH EMPIRE	—	—	—	—	—	2,46,940	2,08,427	1,79,182	1,37,958	1,10,801
Germany	—	—	—	—	—	668	1,006	5,231	19,756	2,272
Netherlands	—	—	—	—	—	2,610
Mascat Territory and Trucial Oman	—	—	—	—	—	6,470	3,796	3,004	4,158	4,588
Other Native States in Arabia	—	—	—	—	—	10,695	9,642	2,539	2,604	2,835
Persia	—	—	—	—	—	69,593	70,750	51,830	38,061	38,552
Java	—	—	—	—	—	534	150	775	222	1,140
Siam	—	—	—	—	—	3,890	755	710	11	172
China (exclusive of Hong- kong and Macao)	—	—	—	—	—	626	660	425	3,228	15
Japan	—	—	—	—	—	1,904	637	85	147	10
Egypt*	—	—	—	—	—	..	40	25	..	7,400
Portuguese East Africa	—	—	—	—	—	14,118	14,270	7,680	10,148	9,625
Italian East Africa (Somal- land and Eritrea)	—	—	—	—	—	160	1,300
United States of America— Vid Atlantic Coast	—	—	—	—	—	2,990	6,646	15,038	820	160
" Pacific "	—	—	—	—	—	3,251	50
Other Foreign Countries	—	—	—	—	—	190	1,375	..	1,170	1,220
TOTAL FOREIGN COUNTRIES	—	—	—	—	—	1,15,149	1,11,027	89,952	80,325	67,589
Share of Bengal	—	—	—	—	—	21,365	7,679	30,085	38,046	14,070
" Bombay	—	—	—	—	—	2,97,872	2,32,308	2,19,442	1,52,637	1,39,731
" Sind	—	—	—	—	—	39,039	20,432	10,027	10,631	16,686
" Madras	—	—	—	—	—	3,204	7,190	9,178	14,988	2,902
" Burma	—	—	—	—	—	609	1,345	402	2,001	4,951
TOTAL	—	—	—	—	—	3,62,089	3,19,454	2,69,184	2,18,288	1,78,390
Stone and Marble (III. P)—	Tons	Tons	Tons	Tons	Tons					
United Kingdom	2,348	100	345
Mesopotamia	24	38	14	10	6	14,932	10,659	14,380	7,965	5,409
Ceylon	4	4	8	4,050	..	77	1,400	920
Zanzibar and Pemba	15	200	1,175	50	100	4,680
Kenya Colony	1	2	300	749	..	660	1,438
Other British Possessions	5	2	9	1,571	895	200	115	1,735
TOTAL BRITISH EMPIRE	38	40	14	15	40	23,401	13,573	15,052	10,240	14,177
Siam	..	1	1,200
United States of America— Vid Atlantic Coast	1	1,150	1,150
Other Foreign Countries	..	1	4	715	1,080	50	325	907
TOTAL FOREIGN COUNTRIES	1	2	4	1,865	3,430	50	325	907
Share of Bengal	..	1	1	..	255	220	..	450
" Bombay	34	41	14	15	39	22,918	16,753	14,805	10,555	14,027
" Sind	50
" Madras	4	27	..	607
" Burma	2,348
TOTAL	34	42	14	15	44	25,266	17,008	15,102	10,555	15,084
Sugar—										
Sugar, 16 Dutch Standard and above (I. G)— United Kingdom	Tons 15,708	Tons 6,151	Tons 50	Tons 2,585	Tons ..	64,85,873	30,08,854	20,265	7,42,859	7
Aden and Dependencies	3,251	1,712	599	512	254	12,20,435	7,74,999	2,50,205	1,67,106	77,607
Mesopotamia	13,030	5,293	3,581	2,157	1,612	59,05,356	23,55,863	17,84,104	5,98,506	4,30,066
Bahrain Islands	1,855	2,132	2,253	1,221	2,449	7,17,678	9,78,123	9,20,181	3,57,874	7,66,949

* Shown as a Foreign Country from 1923-24.

No. 15—continued

ARTICLES, AND COUNTRIES OF FINAL DESTINATION; ALSO SHARE OF EACH PROVINCE	QUANTITY					VALUE				
	1922-23	1923-24	1924-25	1925-26	1926-27	1922-23	1923-24	1924-25	1925-26	1926-27
	Tons	Tons	Tons	Tons	Tons	R	R	R	R	R
SUGAR—continued										
<i>Sugar, 16 Dutch Standard and above (I. G.)—continued</i>										
Maldives	1	2	4	408	720	1,312
Ceylon	2,485	1,407	948	1,460	610	9,12,645	6,10,404	3,33,641	4,63,261	1,37,550
Straits Settlements (including Labuan)	5,602	1	..	25,21,172	2,250	2,180	5,310	..
Zanzibar and Pemba	2,384	1,575	2,225	1,158	1,598	8,79,112	6,42,254	8,50,877	3,53,680	4,11,258
Kenya Colony	1,892	857	868	440	350	6,70,167	3,54,508	3,31,492	1,34,324	95,650
Tanganyika Territory	417	182	320	104	182	1,50,352	52,358	1,16,138	61,185	48,458
Uganda Protectorate	5	1,500
Somaliand Protectorate	40	14,778
Anglo-Egyptian Sudan	26	10,608
Mauritius and Dependencies	25	12,870
Seychelles	92	209	275	239	218	30,225	85,106	1,03,178	70,625	47,820
Other British Possessions	2	..	6	..	84	1,044	..
TOTAL BRITISH EMPIRE	46,762	19,521	11,121	9,988	7,268	1,95,09,705	88,89,018	47,18,607	20,56,224	20,14,805
Germany	995	2	50	5,45,983	15,126
Netherlands	202	1,21,408	..	1,055	..
Belgium	976	5,29,222
France	1,699	538	6,93,922	2,83,665	750
Switzerland	3,600
Greece	398	1,48,601
Turkey, European	301	1,20,558
Turkey, Asiatic	350	1,28,017
Syria	20	8,000
Maskat Territory and Trucial Oman	1,750	2,207	2,444	1,526	1,588	7,20,178	9,84,808	9,69,969	4,58,380	4,74,325
Other Native States in Arabia	3,718	3,295	2,911	743	1,057	14,09,354	18,41,758	11,21,196	1,84,199	2,61,682
Persia	7,521	4,713	5,317	3,941	2,089	33,92,168	20,69,902	22,41,013	13,69,220	5,92,825
Honjam Island	4	1	4	16	9	1,440	2,837	1,841	8,637	3,674
Java	939	1,045	2,99,298	3,72,856
Siam	14,681	1,880
Egypt*	802	3,21,570
Portuguese East Africa	92	52	56	30	24	33,917	21,988	19,891	6,648	5,250
Italian East Africa (Somaliand and Eritrea)	482	385	122	149	26	1,75,321	1,61,543	52,116	85,190	7,094
French Somaliand	13	6,511
Other Foreign Countries	16	3
TOTAL FOREIGN COUNTRIES	16,200	16,280	10,869	6,405	4,788	67,25,648	71,78,088	44,29,798	20,56,188	13,48,452
Share of Bengal	16,269	9,974	33	728	..	66,49,998	46,72,691	33,918	2,19,337	..
" Bombay	40,319	15,399	14,953	10,121	6,368	1,63,57,050	64,30,946	63,04,114	30,59,152	16,09,144
" Bihar	6,373	10,423	6,944	5,515	6,636	27,37,238	49,55,599	28,09,338	17,24,658	17,27,184
" Madras	23	2	9,080	608
" Burma	3	1	100	1,914	7,776	1,040	125	26,381
TOTAL	62,962	35,801	21,990	16,303	12,066	2,62,35,248	1,60,67,101	9,48,400	50,12,262	33,68,317
<i>Sugar, 15 Dutch Standard and below (I. G.)—</i>	Tons	Tons	Tons	Tons	Tons	..	100
Aden and Dependencies	1
Share of Bengal	1	100

* Shown as a Foreign Country from 1923-24.

GENERAL EXPORTS

FOREIGN MERCHANDISE

(938)

No. 15—continued

ARTICLES, AND COUNTRIES OF FINAL DESTINATION; ALSO SHARE OF EACH PROVINCE	QUANTITY					VALUE				
	1922-23	1923-24	1924-25	1925-26	1926-27	1922-23	1923-24	1924-25	1925-26	1926-27
Sugar—continued	Tons	Tons	Tons	Tons	Tons	R	R	R	R	R
Confectionery (I. G.)—										
United Kingdom	7	..	8	10,032	297	14,589	204	38
Aden and Dependencies	1	..	1	1	..	750	850	800	1,550	..
Mesopotamia	2	6,176	2,990	50	1,784	1,80
Bahrain Islands	4	5	31	..	2	5,565	6,461	31,997	800	2,301
Ceylon	30	..	53	31	2	38,311	210	53,410	29,472	2,14
Straits Settlements (including Labuan)	1	1	5	5	2	3,549	3,631	13,000	3,022	2,491
Hongkong	1,200
Kenya Colony	1	1,750	1,690	495
New South Wales	1,033
Australian Commonwealth (Total)	1,033
Other British Possessions	1	755	220	100	516	1,493
TOTAL BRITISH EMPIRE	46	6	98	37	7	63,088	17,382	1,19,441	42,347	10,418
Germany	2,900
Maskat Territory and Trucial Oman	..	2	3	3	1	1,598	3,374	2,971	2,912	2,222
Other Native States in Arabia	..	6	2	..	3	2,862	4,825	2,300	580	3,950
Persia	..	2	4	1,474	4,672	932	2,188	74
Java	2	6,627	559	..
China (exclusive of Hongkong and Macao)	3	3	3,232	5,785	76
United States of America— Via Atlantic Coast	1	2,500	..
Other Foreign Countries	56	..	700	600	..
TOTAL FOREIGN COUNTRIES	5	13	9	4	9	15,999	21,456	6,903	9,420	6,321
Share of Bengal	4	3	6	3,969	5,317	12,013	1,316	215
" Bombay	3	3	12	1	9	21,124	14,646	20,540	4,330	2,538
" Sind	1	7	17	3	2	4,092	11,704	17,441	5,492	1,344
" Madras	38	..	72	36	5	49,802	2,390	76,350	36,671	5,089
" Burma	..	1	..	1	3,781	..	3,907	3
TOTAL	51	19	107	41	16	83,937	33,838	1,26,344	51,767	16,739
MOLASSES (including Palmyra and Cane Jaggery) (I. G.)	Tons	Tons	Tons	Tons	Tons					
United Kingdom	1,050
Share of Bombay	1,050
Total Sugar—	Tons	Tons	Tons	Tons	Tons					
United Kingdom	15,715	6,151	53	2,535	..	64,95,905	30,09,151	35,904	7,43,063	890
Aden and Dependencies	3,252	1,713	600	513	254	12,21,185	7,75,949	2,51,005	1,63,656	77,607
Mesopotamia	13,032	5,293	3,581	2,157	1,312	59,11,532	23,53,353	17,34,154	6,00,290	4,31,675
Bahrain Islands	1,859	2,137	2,234	1,231	2,451	7,23,243	9,34,534	9,52,178	3,53,674	7,69,249
Maldives	1	2	4	403	750	1,312	155	..
Ceylon	2,515	1,407	999	1,500	612	9,50,356	6,10,704	3,92,051	4,92,733	1,39,690
Straits Settlements (including Labuan)	5,603	1	5	6	2	25,24,721	5,390	20,130	13,332	2,493
Hongkong	1,206	110	..
Zanzibar and Pemba	2,334	1,575	2,225	1,153	1,598	3,79,112	6,42,444	3,50,377	3,33,680	4,11,253
Kenya Colony	1,393	357	363	440	350	6,71,917	3,56,193	3,31,987	1,34,324	95,650
Tanganyika Territory	417	132	320	194	132	1,50,352	62,353	1,16,133	61,135	49,503
Anglo-Egyptian Sudan	..	26	10,605
Uganda Protectorate	5	1,600
Somaliland Protectorate	40	14,776
Mauritius and Dependencies	..	25	12,370
Seychelles	92	209	275	239	213	30,225	35,106	1,03,273	70,325	47,720
Victoria	3
New South Wales	1,033
Australian Commonwealth (Total)	1,033	3
Other British Possessions	2	1	755	..	84	1,294	1,040
TOTAL BRITISH EMPIRE	46,808	19,523	11,219	10,025	7,275	1,95,77,793	39,06,495	43,39,093	29,93,571	20,25,233
Germany	..	995	2	50	5,43,733	15,126
Netherlands	..	202	1,21,403	..	1,955	..
Belgium	..	976	5,29,222

* Shown as a Foreign Country from 1923-24.

ARTICLES, AND COUNTRIES OF FINAL DESTINATION; ALSO SHARE OF EACH PROVINCE	QUANTITY					VALUE				
	1922-23	1923-24	1924-25	1925-26	1926-27	1922-23	1923-24	1924-25	1925-26	1926-27
Sugar—continued						R	R	R	R	R
<i>Total Sugar—continued</i>	Tons	Tons	Tons	Tons	Tons					
France	1,399	588	5,03,022	2,83,665	750
Switzerland	8,600
Greece	..	898	1,43,601
Turkey, European	..	801	1,20,553
Turkey, Asiatic	..	350	1,28,017
Syria	..	20	8,000
Maskat Territory and Trucial Oman	1,750	2,209	2,447	1,529	1,534	7,21,771	9,83,177	9,72,910	4,61,801	4,76,547
Other Native States in Arabia	3,713	3,301	2,913	3,743	3,068	14,12,216	13,46,582	11,23,496	1,24,779	2,65,632
Persia	7,521	4,715	5,321	3,941	2,039	33,93,042	20,74,574	22,41,945	13,61,408	5,92,809
Hanjam Island	4	16	..	1,400	2,837	1,841	3,537	3,074
Java	941	1,045	3,05,925	3,72,856	..	550	..
Slam	14,681	1,880
China (exclusive of Hong-Kong and Macao)	3	3	3,282	5,785	75
Egypt*	..	302	3,21,570
Portuguese East Africa	92	52	56	30	24	33,017	21,938	20,091	8,648	5,250
Italian East Africa (Somaliland and Eritrea)	462	386	122	149	26	1,75,321	1,61,543	52,116	35,190	7,094
French Somaliland	13	6,511
United States of America— Via Atlantic Coast	1	2,500	2
Other Foreign Countries	16	..	690	..
TOTAL FOREIGN COUNTRIES	16,205	16,293	10,878	6,409	4,747	67,41,642	71,90,544	44,80,606	20,65,568	18,54,773
<i>Share of Bengal</i>	<i>18,373</i>	<i>2,973</i>	<i>94</i>	<i>723</i>	<i>..</i>	<i>60,55,065</i>	<i>46,78,608</i>	<i>45,921</i>	<i>2,30,653</i>	<i>218</i>
" Bombay	40,327	15,407	14,970	10,133	6,377	1,68,73,174	64,46,691	63,26,204	30,63,534	16,12,732
" Sind	6,373	10,436	6,951	5,513	5,538	27,31,380	49,67,394	22,20,769	17,30,166	17,29,028
" Madras	38	..	72	64	7	49,302	2,300	76,360	45,721	5,697
" Burma	2	1	..	2	100	1,914	11,556	1,040	4,032	20,324
TOTAL	63,013	35,321	22,097	16,434	12,022	2,63,10,335	1,61,06,039	92,75,794	60,64,129	33,80,056
Black (L. H.)—	Lbs.	Lbs.	Lbs.	Lbs.	Lbs.					
Palestine	..	1,145	1,150
Aden and Dependancies	9,760	..	2,425	18,833	5,954	7,320	..	1,806	14,632	5,000
Mesopotamia	29,145	39,371	25,798	36,050	24,639	18,545	29,300	20,760	28,539	18,018
Bahrain Islands	27,308	8,400	2,413	21,184	7,075	2,055
Ceylon	168	..	4,800	34	..	3,600
Straits Settlements (including Labuan)	1,000	100	216	1,804	300	625	62	215	1,375	325
Egypt*	17,596	12,622
Natal	10,149	4,371
Zanzibar and Pemba	..	895	2,978	341	690	..	575	2,269	195	500
Kenya Colony	2,180	4,225	4,817	..	10,323	1,425	2,929	3,700	..	3,250
Anglo-Egyptian Sudan	7,948	14,080	6,733	30,962	670	7,100	11,504	5,335	24,925	335
Other British Possessions	466	557	532	984	980	430	412	700	695	1,405
TOTAL BRITISH EMPIRE	95,571	68,773	58,498	83,600	46,454	69,225	53,042	42,324	70,203	37,688
Austria	..	950	1,440
Syria	559	2,172	80	..	2,165	590	1,925	100	..	2,235
Maskat Territory and Trucial Oman	1,340	7,451	3,124	3,941	4,716	825	6,160	2,442	2,960	3,192
Other Native States in Arabia	16,584	12,750	7,123	980	..	13,950	10,200	5,343	1,470	..
Persia	64,912	197,807	105,522	117,123	47,247	46,450	1,68,594	95,522	90,781	34,218
China (exclusive of Hong-Kong and Macao)	150	50	10,000	..	2,920	150	50	5,625	..	2,200
Egypt*	..	35,896	2,734	50	20,767	2,144	50	..
Portuguese East Africa	2,517	2,947	800	..	510	1,783	3,376	600	..	300

* Shown as a Foreign Country from 1923-24.

GENERAL EXPORTS
FOREIGN MERCHANDISE

(940)

No. 15—continued

ARTICLES, AND COUNTRIES OF FINAL DESTINATION; ALSO SHARE OF EACH PROVINCE	QUANTITY					VALUE				
	1922-23	1923-24	1924-25	1925-26	1926-27	1922-23	1923-24	1924-25	1925-26	1926-27
Tea, black (I. H)—continued	Lbs.	Lbs.	Lbs.	Lbs.	Lbs.	£	£	£	£	£
Italian East Africa (Somaliland and Eritrea)	..	6,639	324	4,621	243
Other Foreign Countries	656	190	324	568	40	674	368	521	936	80
TOTAL FOREIGN COUNTRIES	86,668	206,854	130,036	122,662	57,598	64,422	2,47,496	1,11,940	1,05,197	42,331
<i>Share of Bengal</i>	168	84
.. Bombay	186,797	276,438	175,407	205,206	101,859	98,138	2,63,710	1,46,632	1,71,400	77,602
.. Sind	54,076	69,039	2,767	3,160	1,845	34,536	36,716	3,177	2,660	2,032
.. Madras	14	22
.. Burma	1,184	150	10,360	1,326	348	377	112	5,466	1,535	425
TOTAL	182,239	335,627	188,534	211,262	104,062	1,32,707	3,00,533	1,54,274	1,75,495	80,019
Tea, green (I. H)—	Lbs.	Lbs.	Lbs.	Lbs.	Lbs.					
Aden and Dependencies	661	1,054	60	878	1,070	80
Anglo-Egyptian Sudan	743	363	..	2,384	..	1,117	464	..	3,082	..
Other British Possessions	439	348	..	20	254	625	505	..	86	428
TOTAL BRITISH EMPIRE	1,182	711	661	3,458	314	1,742	969	878	4,188	508
Syria	745	..	128	..	1,424	1,392	..	190	..	1,080
Mascat Territory and Trucial Oman	700	1,000	..
Other Native States in Arabia	13,391	2,494	6,116	6,510	4,162	15,740	2,400	6,090	7,136	6,026
Persia	7,006	174	117,515	100,322	23,670	6,540	174	1,02,956	91,392	23,189
Portuguese East Africa	256	1,126	120	..	5,940	240	1,625	150	..	7,600
Other Foreign Countries	60	265	52	195
TOTAL FOREIGN COUNTRIES	21,458	4,059	123,879	107,532	35,196	23,964	4,394	1,16,336	99,523	42,395
<i>Share of Bombay</i>	22,640	4,770	124,540	110,990	35,510	125,706	5,363	1,17,364	1,03,716	43,493
Total Tea—	Lbs.	Lbs.	Lbs.	Lbs.	Lbs.					
Palestine	..	1,145	114	..	1,150	229
Aden and Dependencies	9,760	..	3,036	10,837	6,014	7,320	..	2,244	15,702	5,980
Mesopotamia	29,145	39,371	25,798	26,050	24,639	18,545	29,309	20,709	23,536	18,016
Bahrain Islands	27,308	3,430	2,413	21,134	7,235	2,955
Ceylon	168	..	4,800	84	..	3,600
Straits Settlements (including Labuan)	1,000	100	216	1,304	300	625	62	215	1,375	325
Egypt*	18,035	13,247
Natal	10,149	4,371
Zanzibar and Pemba	..	895	2,978	241	330	..	575	2,289	195	700
Kenya Colony	2,130	4,477	4,817	..	10,823	1,425	3,254	3,709	..	3,250
Anglo-Egyptian Sudan	3,691	14,443	6,733	33,372	670	18,217	11,968	5,335	23,007	335
Other British Possessions	466	573	532	704	960	430	467	780	671	1,405
TOTAL BRITISH EMPIRE	96,783	69,484	59,159	92,058	46,768	71,027	54,011	43,212	74,436	33,196
Austria	..	950	1,440
Syria	1,304	2,172	208	..	3,589	1,932	1,925	290	..	3,315
Mascat Territory and Trucial Oman	1,340	7,451	3,124	4,641	4,716	825	6,160	2,442	3,960	3,133
Other Native States in Arabia	29,925	15,244	13,244	7,430	4,162	29,690	12,600	11,433	8,606	6,026
Persia	71,913	197,981	223,037	217,445	70,917	52,990	1,03,768	2,05,473	1,91,173	62,407
China (exclusive of Hongkong and Macao)	210	190	10,000	..	2,920	202	120	5,025	..	2,200
Egypt*	..	35,048	2,734	50	20,317	2,144	50	..
Portuguese East Africa	2,773	4,073	920	..	6,450	2,023	5,001	750	..	3,000
Italian East Africa (Somaliland and Eritrea)	..	6,639	324	4,621	243
Other Foreign Countries	656	265	324	568	40	674	438	521	936	80
* TOTAL FOREIGN COUNTRIES	103,126	270,913	253,915	230,194	92,794	83,336	2,51,990	2,23,326	2,04,725	35,226

* Shown as a Foreign Country from 1923-24.

No. 15—continued

ARTICLES, AND COUNTRIES OF FINAL DESTINATION: ALSO SHARE OF EACH PROVINCE	QUANTITY					VALUE				
	1922-23	1923-24	1924-25	1925-26	1926-27	1922-23	1923-24	1924-25	1925-26	1926-27
	Lbs.	Lbs.	Lbs.	Lbs.	Lbs.	Rs.	Rs.	Rs.	Rs.	Rs.
<i>concluded</i>										
<i>al Tea—continued</i>										
Share of Bengal	188	84
Bombay	149,437	281,208	299,947	317,196	137,369	1,23,894	2,69,073	2,93,296	2,75,116	1,80,906
Sind	54,076	59,039	2,767	3,160	1,345	34,536	36,716	2,177	2,560	3,092
Madras	14	23
Burma	1,184	160	10,360	1,595	348	877	112	5,443	1,535	493
TOTAL	204,879	340,397	313,074	322,252	139,662	1,59,413	3,05,901	2,71,532	2,70,211	1,23,432
<i>articles—</i>										
<i>otton—</i>										
RAW (II. M.)—	Tons	Tons	Tons	Tons	Tons					
United Kingdom	2,323	2,376	3,120	1,005	400	44,94,131	50,28,320	61,01,520	20,50,934	6,94,376
Aden and Dependencies	116	..	109	2,38,050	..	1,82,400
Ceylon	..	4	18	..	87	..	8,750	40,000	124	97,500
Straits Settlements (including Labuan)	1	1,050	..
New South Wales	1	800	30,250
Australian Commonwealth (Total)	1	19
Other British Possessions	1	19	600	26,260
TOTAL BRITISH EMPIRE	2,440	2,380	3,256	1,007	596	47,83,021	50,87,070	64,13,920	20,61,908	8,20,126
Sweden	2	2,500	..
Germany	325	171	4	64	18	4,89,300	2,67,064	10,000	1,36,300	37,600
Belgium	108	18	..	50	39	1,01,075	85,200	..	1,01,850	68,440
France	81	188	139	61	94	1,07,600	3,63,500	2,85,000	1,21,575	1,70,360
Spain	176	80	497	287	36	2,06,890	1,40,000	10,27,969	6,06,410	68,000
Italy	607	12	105	258	78	6,78,800	25,900	2,20,400	7,04,075	1,35,700
Greece	1,800
China (exclusive of Hongkong and Macao)	17	20	..	10	96	30,000	35,000	..	12,800	1,68,000
Japan	2,841	3,884	7,328	6,671	1,077	47,16,799	76,23,590	1,60,89,022	1,22,68,480	21,74,670
United States of America— Via Atlantic Coast	9	12,250	..
Other Foreign Countries	6	425
TOTAL FOREIGN COUNTRIES	3,655	4,373	8,573	7,012	1,488	64,79,461	84,90,669	1,76,43,191	1,41,40,280	28,19,200
Share of Bombay	5,032	6,476	11,292	3,012	2,024	1,00,51,107	1,30,76,576	2,37,47,226	1,69,66,214	36,39,186
Sind	1,057	273	531	1	..	11,61,375	4,51,164	3,09,226	1,200	..
Madras	724	..
TOTAL	6,095	6,753	11,829	8,019	2,024	1,12,12,482	1,35,27,730	2,40,57,111	1,62,08,188	36,39,386
<i>Twist and yarn (III. Q)—</i>										
United Kingdom	5,707	3,967	4,575	24,845	5,615	9,084	6,575	12,862	61,879	18,817
Palestine	2,400	4,800
Aden and Dependencies	105,094	160,513	121,400	85,200	63,416	2,55,681	3,46,654	2,62,376	1,55,077	66,600
Mesopotamia	29,800	18,000	23,900	38,700	49,700	64,912	39,062	52,922	68,231	87,007
Bahrain Islands	550	..	2,150	..	300	1,000	..	4,685	..	500
Ceylon	29,226	5,105	2,600	12,600	3,400	44,046	10,492	4,600	13,520	6,895
Straits Settlements (including Labuan)	13,500	400	..	778	..	21,400	560	..	825	..
Hongkong	40,000	..	80	20,000	..	65,750	..	60	20,937	..
Egypt*	44,900	70,000
Zanzibar and Pemba	1,800	600	2,700	1,200	1,600	3,725	1,800	5,850	2,050	2,825
Kenya Colony	..	1,776	7,836	..	1,600	..	3,400	14,875	..	1,750
Other British Possessions	..	500	..	400	800	..	400	..
TOTAL BRITISH EMPIRE	270,437	191,861	167,641	183,723	129,621	5,25,548	4,98,968	3,63,080	3,12,719	2,07,294
Netherlands	5,707	400	17,014	760	..
Italy	800	1,455	..
Turkey, European	..	40,000	26,849
Syria	300	15,600	6,900	4,900	72,500	1,000	16,500	12,057	7,970	1,14,200
Mascat Territory and Trucial Oman	107,340	97,394	126,000	98,600	54,300	1,22,799	1,32,279	1,63,392	1,11,403	56,252
Other Native States in Arabia	3,960	500	2,600	250	1,200	4,937	1,000	10,020	500	1,800
Persia	1,023,928	1,102,776	622,840	631,500	570,200	15,22,436	15,03,031	9,83,665	2,31,761	6,67,193
Java	2,000	3,812	..
Siam	62,500	3,300	..	800	..	88,203	5,100	..	1,100	..
China (exclusive of Hongkong and Macao)	30,000	33,137	..
Japan	400	50,000	469	43,500
Egypt*	..	85,600	3,700	24,056	5,600	..	80,000	6,450	28,574	10,275
Tripoli	1,500	2,500
Portuguese East Africa	168	200
Italian East Africa (Somaliland and Eritrea)	10,900	5,200	22,000	16,200	18,000	27,755	12,275	47,627	21,678	29,000
French Somaliland	..	514	..	3,700	7,700	19,774	14,405
TOTAL FOREIGN COUNTRIES	1,209,448	1,351,584	796,747	813,606	781,258	17,73,180	17,77,936	12,44,325	10,62,363	9,40,326

* Shown as a Foreign Country from 1923-24.

GENERAL EXPORTS

(942)

FOREIGN MERCHANDISE

No. 15—continued

ARTICLES, AND COUNTRIES OF FINAL DESTINATION; ALSO SHARE OF EACH PROVINCE	QUANTITY					VALUE				
	1922-23	1923-24	1924-25	1925-26	1926-27	1922-23	1923-24	1924-25	1925-26	1926-27
						R	R	R	R	R
Textiles—continued										
Cotton—continued	Lbs.	Lbs.	Lbs.	Lbs.	Lbs.					
Wool and yarn (III. Q)— continued										
Share of Bengal	21,000	10	80	2,040	..	31,279	22	60	3,912	..
.. Bombay	1,432,869	1,537,233	953,661	973,531	907,939	22,32,678	21,77,655	15,33,969	13,36,921	11,43,292
.. Sind	95	..	400	150	..	500
.. Madras	5,921	5,780	..	16,744	250	3,621	3,518	..	37,219	637
.. Burma	20,000	422	7,247	10,018	3,400	36,000	654	19,820	17,030	3,690
TOTAL	1,479,885	1,543,445	960,388	1,002,329	910,989	23,08,728	21,86,849	16,09,355	13,95,082	11,47,619
MANUFACTURES—										
Cottons (III. Q)—	Yards	Yards	Yards	Yards	Yards					
United Kingdom	1,048	..	450	2,793	..	1,012
Aden and Dependencies	1,350	848	3,064	910	..	3,300	1,540	6,188	1,175	..
Mesopotamia	1,225	1,500	1,700	1,662	3,270	1,200	937	1,300	1,670	4,023
Ceylon	183	2,999	4,105	1,079	627	882	4,764	2,581	1,256	672
Natal	4,500	2,000
Zanzibar and Pemba	2,573	..	342	..	1,120	5,373	..	240	..	650
Other British Possessions	961	1,401	445	990	500	1,285	2,185	810	1,080	500
TOTAL BRITISH EMPIRE	11,840	6,748	12,106	4,641	5,517	16,338	9,426	12,126	5,131	6,850
India	4,890	204	2,354	540	153	7,291	361	2,006	675	340
Siam	6,900	13,950	22,410	32,235	..	8,955	17,800	23,100	31,940	..
Other Foreign Countries	350	41	40	..	3,175	422	115	75	..	724
TOTAL FOREIGN COUNTRIES	12,140	14,195	24,804	32,775	3,338	16,668	18,276	25,181	32,615	954
Share of Bengal	150	334
.. Bombay	22,549	20,062	33,925	36,440	7,543	29,476	25,489	35,646	36,740	5,750
.. Sind	200	60	..	647	1,302	350	145	..	500	1,064
.. Madras	183	671	935	339	..	382	1,234	1,661	506	..
.. Burma	1,048	2,793
TOTAL	23,080	20,943	34,910	37,416	8,850	33,001	27,702	37,907	37,746	6,814
Handkerchiefs and Shawls in the piece (III. Q)—	No.	No.	No.	No.	No.					
United Kingdom	9,600	1,237
Mesopotamia	78,540	80,532	2,400	1,200	31,201	1,16,849	60,750	3,850	1,400	78,619
Bahrain Islands	46,398	6,000	3,000	50,071	7,200	3,850
Ceylon	12,000	1,500	2,192	5,172	7,236	3,750	750	1,400	2,800	1,565
Straits Settlements (including Labuan)	2,000	504	4,920	800	930	2,700
Tanganyika Territory	41	2,392	20	1,050
Seychelles	24	..	1,600	40	..	1,800
Other British Possessions	356	67	..	450	113	..
TOTAL BRITISH EMPIRE	139,918	83,596	14,112	6,480	50,929	1,71,960	69,630	13,160	4,388	79,471
Mascat Territory and Trucial Oman	4,200	5,888	1,200	3,150	..	3,050	5,598	850	2,300	..
Other Native States in Arabia	6,450	6,628	..	3,600	..	9,350	6,618	..	2,400	..
Penia	45,018	9,052	14,088	54,612	6,000	60,227	6,018	9,080	35,425	3,600
Egypt*	2,305	1,200	2,000	3,000
Portuguese East Africa	4,560	10,360	400	2,390	2,867	400

* Shown as a Foreign Country from 1923-24.

ARTICLES, AND COUNTRIES, OF FINAL DESTINATION; ALSO SHARE OF EACH PROVINCE	QUANTITY					VALUE				
	1923-23	1923-24	1924-25	1925-26	1926-27	1923-23	1923-24	1924-25	1925-26	1926-27
	No.	No.	No.	No.	No.	Rs	Rs	Rs	Rs	Rs
Textiles—continued										
Cotton—continued										
MANUFACTURES—continued										
<i>Handkerchiefs and shawls</i>										
<i>in the piece (III. Q)</i>										
continued										
United States of America— Via Atlantic Coast	42,264	6,200
Other Foreign Countries	1,620	60	485	20
TOTAL FOREIGN COUNTRIES.	104,112	34,038	16,888	61,862	6,060	82,262	23,101	14,230	40,125	3,520
<i>Share of Bengal</i>	<i>42,264</i>	<i>..</i>	<i>..</i>	<i>..</i>	<i>60</i>	<i>7,400</i>	<i>..</i>	<i>..</i>	<i>..</i>	<i>20</i>
.. <i>Bombay</i>	<i>201,166</i>	<i>122,435</i>	<i>31,000</i>	<i>67,775</i>	<i>16,128</i>	<i>2,46,822</i>	<i>92,431</i>	<i>37,399</i>	<i>44,345</i>	<i>6,115</i>
.. <i>Sind</i>	<i>..</i>	<i>..</i>	<i>..</i>	<i>..</i>	<i>31,201</i>	<i>..</i>	<i>..</i>	<i>..</i>	<i>..</i>	<i>75,819</i>
.. <i>Burma</i>	<i>..</i>	<i>144</i>	<i>..</i>	<i>67</i>	<i>9,000</i>	<i>..</i>	<i>300</i>	<i>..</i>	<i>118</i>	<i>1,337</i>
TOTAL	244,080	122,629	31,000	67,842	56,389	2,54,222	92,731	27,500	44,463	82,091
Hostery (III. Q)—										
United Kingdom	—	—	—	—	—	..	50	1,555	1,074	21,138
Aden and Dependancies	—	—	—	—	—	38,800	47,431	36,352	17,374	10,658
Mesopotamia	—	—	—	—	—	1,34,085	90,358	44,208	16,637	34,570
Mahoin Islands	—	—	—	—	—	9,070	25,599	14,502	12,305	12,414
Ceylon	—	—	—	—	—	80,261	18,850	3,926	6,941	645
Straits Settlements (including Labuan)	—	—	—	—	—	2,305	2,325	..	1,373	560
Hongkong	—	—	—	—	—	2,568	1,062
Natal	—	—	—	—	—	4,900	6,304	250
Zanzibar and Pemba	—	—	—	—	—	83,594	70,776	65,781	32,905	27,148
Kenya Colony	—	—	—	—	—	76,169	1,50,018	65,255	69,203	65,444
Tanganyika Territory	—	—	—	—	—	25,640	30,258	29,558	32,610	23,225
Anglo-Egyptian Sudan	—	—	—	—	—	1,625	900	1,300	1,080	..
Mauritius and Dependancies	—	—	—	—	—	30,915	1,788	..	7,811	5,675
Seychelles	—	—	—	—	—	2,680	2,050	4,200	2,700	800
Western Australia	—	—	—	—	—	20,005
Australian Commonwealth (Total)	—	—	—	—	—	30,005
Other British Possessions	—	—	—	—	—	..	312	1,740
TOTAL BRITISH EMPIRE	—	—	—	—	—	6,12,212	4,47,110	2,68,477	2,02,273	2,00,220
Germany	—	—	—	—	—	..	1,491	2,789	2,685	240
Mascat Territory and Trucial Oman	—	—	—	—	—	2,870	6,278	14,815	8,467	10,215
Other Native States in Arabia	—	—	—	—	—	9,746	11,035	1,130	2,000	4,800
Persia	—	—	—	—	—	1,50,974	1,20,346	1,14,719	1,06,971	60,220
Siam	—	—	—	—	—	2,409	550	500	700	125
Japan	—	—	—	—	—	2,010	5,300	2,445	..	800
Portuguese East Africa	—	—	—	—	—	1,20,117	1,24,229	39,825	41,842	23,279
Italian East Africa (Somali- land and Eritrea)	—	—	—	—	—	400	1,250	400	1,800	1,585
French Somaliland	—	—	—	—	—	2,075
United States of America— Via Atlantic Coast	—	—	—	—	—	420	140	3,570	1,200	..
Other Foreign Countries	—	—	—	—	—	2,254	650	..	600	375
TOTAL FOREIGN COUNTRIES	—	—	—	—	—	2,91,200	2,72,169	1,80,143	1,60,368	1,09,714
<i>Share of Bengal</i>	<i>..</i>	<i>..</i>	<i>..</i>	<i>..</i>	<i>..</i>	<i>3,135</i>	<i>..</i>	<i>6,394</i>	<i>..</i>	<i>1,240</i>
.. <i>Bombay</i>	<i>..</i>	<i>..</i>	<i>..</i>	<i>..</i>	<i>..</i>	<i>7,67,746</i>	<i>7,06,735</i>	<i>4,24,074</i>	<i>3,53,403</i>	<i>3,12,781</i>
.. <i>Sind</i>	<i>..</i>	<i>..</i>	<i>..</i>	<i>..</i>	<i>..</i>	<i>7,608</i>	<i>11,341</i>	<i>3,242</i>	<i>7,657</i>	<i>4,320</i>
.. <i>Madras</i>	<i>..</i>	<i>..</i>	<i>..</i>	<i>..</i>	<i>..</i>	<i>..</i>	<i>453</i>	<i>..</i>	<i>..</i>	<i>..</i>
.. <i>Burma</i>	<i>..</i>	<i>..</i>	<i>..</i>	<i>..</i>	<i>..</i>	<i>4,923</i>	<i>280</i>	<i>..</i>	<i>1,531</i>	<i>692</i>
TOTAL	—	—	—	—	—	8,03,412	7,19,279	4,48,620	3,62,641	3,18,943

GENERAL EXPORTS

(944)

FOREIGN MERCHANDISE

No. 15—continued

ARTICLES, AND COUNTRIES OF FINAL DESTINATION; ALSO SHARE OF EACH PROVINCE	QUANTITY					VALUE				
	1922-23	1923-24	1924-25	1925-26	1926-27	1922-23	1923-24	1924-25	1925-26	1926-27
Textiles—continued										
Cotton—continued										
MANUFACTURES—continued										
<i>Lace and patent net (III Q.)—</i>	Yards	Yards	Yards	Yards	Yards					
Aden and Dependencies . . .	15,600	..	1,000	7,750	..	750
Bahrain Islands	6,248	1,185	3,700	1,185
Kenya Colony	3,000	1,500	..
Other British Possessions . . .	778	1,360	6,320	771	1,000	600	790	1,002	700	500
TOTAL BRITISH EMPIRE	16,378	7,608	8,505	3,771	1,000	8,350	4,490	2,937	2,200	500
Native States in Arabia other than Maskat Territory and Trucial Oman	3,062	2,200
Perak . . .	490	6,639	100	100	250	300	5,625	200	200	190
Portuguese East Africa	92	1,000	3,000	184	1,000	1,600	..
Other Foreign Countries	1,560	1,501	700	720	..
TOTAL FOREIGN COUNTRIES	490	9,793	2,660	4,601	250	300	8,009	1,900	2,520	190
<i>Share of Bombay . . .</i>	<i>16,858</i>	<i>17,401</i>	<i>11,085</i>	<i>3,372</i>	<i>1,250</i>	<i>8,650</i>	<i>12,499</i>	<i>4,798</i>	<i>4,720</i>	<i>699</i>
<i>" Madras . . .</i>	<i>..</i>	<i>..</i>	<i>30</i>	<i>..</i>	<i>..</i>	<i>..</i>	<i>..</i>	<i>42</i>	<i>..</i>	<i>..</i>
TOTAL	16,858	17,401	11,115	3,372	1,250	8,650	12,499	4,840	4,720	699
Piece Goods—										
<i>Grey (unbleached) (III. Q.)—</i>	Yards	Yards	Yards	Yards	Yards					
United Kingdom . . .	8,229	1,350	3,040	6,761	9,088	10,411	1,760	1,448	4,513	2,510
Palestine . . .	24,700	24,100	22,400	23,250	31,940	10,917	10,465	9,570	9,720	10,110
Aden and Dependencies . . .	18,214,930	11,108,461	5,375,409	1,866,022	958,779	69,64,980	40,26,655	21,37,715	6,05,198	2,50,442
Mesopotamia . . .	4,025,050	6,808,949	6,397,903	5,329,051	2,991,565	17,20,822	26,17,570	25,04,659	18,95,002	8,80,182
Bahrain Islands . . .	1,734,262	1,950,654	2,158,300	895,792	632,570	6,93,855	7,74,216	8,92,214	3,42,398	2,02,872
Ceylon . . .	961,784	731,499	1,004,673	544,624	350,316	4,92,012	3,24,207	4,25,097	2,21,915	1,80,428
Straits Settlements (including Labuan) . . .	193,203	194,316	269,723	224,323	253,189	1,08,069	91,321	1,06,950	89,625	94,248
Federated Malay States . . .	83,233	34,345	31,500	34,638	72,458	19,232	16,121	12,954	15,996	26,607
Hongkong . . .	1,965	1,154	1,293	433
Egypt* . . .	83,675	47,375
Natal . . .	1,600	..	1,900	..	6,600	600	..	800	..	2,880
Zanzibar and Pemba . . .	2,814,633	1,766,010	1,364,600	173,760	202,920	12,16,536	6,73,822	5,74,687	70,752	66,387
Kenya Colony . . .	9,239,807	5,640,449	3,824,937	947,300	648,500	36,59,249	21,81,742	15,66,930	3,59,279	2,01,144
Tanganyika Territory . . .	2,692,200	2,416,980	1,473,671	589,700	252,300	10,73,742	9,11,666	5,98,352	2,07,672	75,410
Anglo-Egyptian Sudan . . .	4,880,950	3,043,500	2,171,220	133,462	151,412	18,50,831	11,62,300	3,70,649	50,732	49,012
Mauritius and Dependencies . . .	57,100	49,840	68,600	34,275	8,000	22,460	19,720	28,290	13,765	2,715
Seychelles . . .	48,248	40,320	47,714	50,699	57,293	18,670	17,815	21,610	19,937	18,980
New South Wales . . .	1,440	16,800	650	5,900
Australian Commonwealth (Total) . . .	1,440	16,800	650	[5,900]
Other British Possessions . . .	515	..	1,160	560	600	215	..	550	180	450
TOTAL BRITISH EMPIRE	45,017,279	33,811,273	24,216,900	10,794,772	6,545,434	1,73,11,419	1,28,29,380	97,52,476	39,06,914	20,22,710
Netherlands	10,000	3,500	..
Belgium	22,500	9,375
Italy	27,000	85,500	32,000	11,000	32,400	[11,200]
Roumania	211,500	78,350
Greece . . .	10,320	..	373,500	45,000	20,000	4,124	..	1,41,915	17,100	3,000
Turkey, European	779,500	238,000	49,500	3,55,695	1,09,055	10,100
Syria . . .	40,000	55,600	135,000	99,900	369,000	24,460	21,725	52,500	36,615	1,21,110

* Shows as a Positive Quantity from 1926-27

No. 15—continued

ARTICLES, AND COUNTRIES OF FINAL DESTINATION; ALSO SHARE OF EACH PROVINCE	QUANTITY					VALUE				
	1922-23	1923-24	1924-25	1925-26	1926-27	1922-23	1923-24	1924-25	1925-26	1926-27
Textiles—continued										
Cotton—continued										
MANUFACTURES—continued										
Piece goods—continued										
Grey (unbleached) (III. Q)— continued	Yards	Yards	Yards	Yards	Yards	R	R	R	R	R
Muscat Territory and Trucial Oman	945,091	1,814,752	1,518,330	842,944	737,184	3,87,301	5,12,729	6,07,360	3,03,078	2,17,764
Other Native States in Arabia	2,071,175	2,729,162	1,862,908	509,100	628,493	3,13,935	10,98,408	8,12,400	1,96,468	1,98,165
Persia	791,546	1,420,375	1,318,204	1,404,360	1,155,594	3,45,343	6,01,193	5,84,973	5,77,143	3,77,037
Java	6,900	..	1,320	105,700	400	5,750	..	550	41,100	200
Siam	580	22,500	8,440	20,330	..	810	9,000	7,100	10,500	..
China (exclusive of Hong- kong and Macao)	2,100	95,000	242	3,077	900	1,883	35,000	140	4,185	250
Japan	184,800	..	172,820	1,925	..	90,435	..	75,125	687	..
Egypt*	..	73,500	1,085,400	330,302	267,800	..	30,025	4,89,294	1,25,523	88,740
Portuguese East Africa	309,573	353,508	784,716	1,172,050	1,750,152	1,46,474	1,42,543	2,75,199	4,47,420	5,07,520
French East Africa	40,320	19,900
Italian East Africa (Somal- land and Eritrea)	2,372,680	1,238,900	478,100	36,600	183,350	10,09,254	3,95,809	2,04,000	14,750	00,017
Other Foreign Countries	100	194	223	60	85	100
TOTAL FOREIGN COUNTRIES	6,734,865	2,325,797	8,747,300	4,956,582	5,185,145	28,29,334	28,55,806	36,08,091	19,09,609	16,55,863
Share of Bengal	115,449	57,348	276,566	41,301	40,810	67,577	31,428	1,29,941	19,994	15,577
" Bombay	51,243,981	40,433,029	31,080,340	15,398,165	11,188,706	2,04,60,236	1,53,58,073	1,28,27,345	55,92,747	34,71,431
" Sind	230,689	419,614	266,881	95,318	151,354	1,18,337	1,98,373	1,93,465	48,930	58,038
" Madras	161,911	226,579	743,033	338,669	349,910	94,643	99,319	2,86,302	1,66,107	1,33,542
" Burma	114	..	40	16,761	..	60	..	23	6,745	..
TOTAL	51,752,144	41,137,070	82,064,100	15,750,854	11,780,580	2,07,40,753	1,56,85,186	1,84,18,566	58,16,523	80,78,573
White (bleached) (III. Q)—	Yards	Yards	Yards	Yards	Yards					
United Kingdom	32,430	44,729	10,996	78,156	3,708	19,459	32,790	3,509	33,712	5,473
Aden and Dependencies	358,561	619,612	810,223	575,339	566,223	1,42,004	1,74,137	2,99,987	1,77,238	1,38,743
Mesopotamia	89,595	169,040	95,670	112,916	171,025	52,246	88,494	41,729	46,032	81,376
Bahrain Islands	1,165,707	978,049	1,317,494	1,031,323	606,935	4,60,339	4,41,522	5,03,840	3,77,139	1,92,011
Maldives	400	3,300	800	2,530	2,000	200	2,400	400	1,520	1,050
Ceylon	501,666	438,234	757,612	624,235	513,324	3,67,323	2,93,213	4,85,475	4,00,001	3,08,736
Straits Settlements (includ- ing Labuan)	146,090	186,369	124,798	136,116	325,721	92,168	1,07,618	62,751	90,761	1,48,982
Federated Malay States	57,159	16,700	37,050	49,223	96,434	34,304	10,400	19,557	25,333	40,999
Hongkong	2,400	3,927	620	1,200	297	1,515	2,957	432	650	204
Egypt*	2,200	1,225
Natal	7,540	..	19,027	69,457	..	3,130	..	14,350	20,600	..
Zanzibar and Pemba	150,578	204,828	213,668	152,961	80,105	68,710	99,594	87,516	66,057	24,217
Kenya Colony	298,407	96,340	57,980	126,614	116,090	1,71,167	48,768	32,736	61,335	47,322
Tanganyika Territory	3,868	20,148	26,204	14,908	33,652	4,662	9,330	14,515	6,920	16,940
Anglo-Egyptian Sudan	5,625	17,018	19,326	3,936	17,850	6,317	10,250	7,900	5,723	9,250
Mauritius and Dependencies	105,474	145,397	123,557	135,537	177,375	53,969	75,669	53,171	50,160	47,303
Seychelles	25,010	31,559	61,773	38,351	37,490	11,752	19,625	29,090	14,135	14,625
Fiji Islands	..	589	1,040	..	434	1,040
NETAL BRITISH EMPIRE	2,957,708	2,976,339	3,681,303	3,208,561	2,789,239	14,90,990	14,17,292	16,56,798	13,80,325	10,82,270
Belgium	4,532	5,614	..
France	706	5,437	296	4,410
Italy	26,326	16,759
Muscat Territory and Trucial Oman	1,325,302	1,106,383	1,021,799	1,496,373	812,931	5,36,347	4,32,688	3,36,431	5,06,196	2,43,139

* Shown as a Foreign Country from 1923-24.

GENERAL EXPORTS

(946)

FOREIGN MERCHANDISE

No. 15—continued

ARTICLES, AND COUNTRIES OF FINAL DESTINATION; ALSO SHARE OF EACH PROVINCE	QUANTITY					VALUE				
	1922-23	1923-24	1924-25	1925-26	1926-27	1922-23	1923-24	1924-25	1925-26	1926-27
Textiles—continued										
Cotton—continued										
MANUFACTURES—continued										
Piece goods—continued										
White (bleached) (III. Q)— continued	Yards	Yards	Yards	Yards	Yards					
Other Native States in Arabia	715,269	736,029	489,926	426,160	352,996	3,13,650	2,96,791	1,82,149	1,44,502	1,06,394
Persia	1,629,328	1,717,204	1,429,391	2,031,606	1,247,022	7,33,873	7,14,052	6,44,393	8,84,173	4,66,698
Honjam Island	2,225	3,600	1,050	1,500	..
Sumatra	4,020	5,200	4,850	2,700
Siam	1,000	..	18,450	2,400	..	2,000	..	7,400	1,650
Indo-China (including Cochín- China, Cambodia, Annam, Tonkin and French leased territories in China)	2,400	..	2,400	840	..	1,995	..	1,800	505
Japan	1,040	1,220
Egypt*	39,984	16,869	..
Portuguese East Africa	67,332	106,895	33,357	42,943	87,891	47,194	59,552	22,164	23,045	35,615
Italian East Africa (Somal- land and Britree)	4,406	..	3,600	4,950	2,000	4,600	..	1,750	1,845	1,250
French Somaliland	1,600	1,200
United States of America— Via Atlantic Coast	24,899	18,125
Other Foreign Countries	2,006	920	890	..	100	1,483	529	593	..	150
TOTAL FOREIGN COUNTRIES	3,774,602	3,676,035	2,931,188	4,120,809	2,541,093	16,61,297	15,10,307	12,33,535	15,93,300	8,77,200
Share of Bengal	121,577	187,440	163,333	200,956	202,004	64,600	97,763	67,333	73,606	60,867
.. Bombay	5,436,929	5,701,672	5,751,373	6,553,993	4,272,300	25,76,319	25,16,009	26,02,931	26,73,697	16,73,510
.. Sind	980,943	661,103	467,053	357,972	473,500	3,92,392	2,25,969	1,63,233	1,16,527	1,42,367
.. Madras	166,059	166,371	279,355	132,774	362,164	1,04,014	32,764	1,56,146	93,344	1,30,960
.. Burma	26,602	5,839	372	29,665	9,564	15,362	5,094	544	16,161	6,266
TOTAL	6,782,310	6,652,375	6,662,991	7,329,370	5,330,362	31,52,287	29,27,599	28,95,243	29,73,625	19,59,470
Coloured, printed, or dyed— (III. Q)—	Yards	Yards	Yards	Yards	Yards					
United Kingdom	305,184	123,148	27,550	63,684	63,112	3,36,651	1,10,545	24,695	27,757	55,730
Aden and Dependencies	1,206,430	1,039,667	1,311,630	785,143	670,626	5,94,333	5,39,705	6,06,909	3,60,072	2,82,868
Mesopotamia	745,836	533,330	1,420,181	270,721	124,093	4,69,179	2,71,144	4,51,270	92,016	62,579
Bahrain Islands	1,046,941	1,373,418	1,463,370	986,264	1,868,939	5,03,207	6,21,280	6,95,745	4,04,893	3,01,606
Maldives	4,000	3,300	8,010	2,323	..	2,300	2,110	4,080	511	..
Ceylon	2,023,177	691,271	736,459	719,787	355,533	12,80,944	4,78,224	4,70,336	4,16,272	1,89,315
Straits Settlements (includ- ing Labuan)	317,143	133,251	111,741	156,996	143,566	2,28,281	1,06,256	64,242	97,525	72,359
Federated Malay States	56,618	20,058	12,740	19,033	15,165	44,715	18,064	8,744	10,532	6,821
Hongkong	8,333	3,523	4,942	3,303	13,151	6,364	2,384	4,269	5,951	7,039
Egypt*	1,300	2,000
Cape of Good Hope	1,200	2,000	2,000	1,200	800	1,200
Natal	11,330	21,093	26,244	34,906	14,030	9,300	17,200	19,581	27,900	7,945
Zanzibar and Pemba	146,207	314,129	316,845	291,730	193,268	31,943	1,66,181	1,55,866	1,23,172	65,300
Kenya Colony	1,027,567	1,589,111	1,655,119	1,532,931	891,695	5,14,644	7,52,816	3,25,940	6,44,464	3,14,960
Tanganyika Territory	113,525	74,605	197,997	233,736	253,681	49,530	41,040	1,13,130	1,03,554	37,721
Anglo-Egyptian Sudan	22,748	11,240	24,060	34,020	20,400	14,250	7,680	15,150	13,390	6,500
Mandilas and Dependencies	190,047	105,262	112,271	131,161	127,511	2,20,336	35,660	64,096	74,908	41,366
Seychelles	24,400	27,200	35,552	31,524	15,932	9,000	12,000	15,327	11,485	7,323
South Australia (including Northern Territory)	2,390	1,500
Victoria	83	50	..
New South Wales	80	300
Australian Commonwealth (Total)	2,960	83	..	1,800	50	..
Fiji Islands	5,860	..	1,033	591	..	4,063	..	2,102	756
Other British Possessions	1,320	450	..	900	300	..
TOTAL BRITISH EMPIRE	7,292,376	6,121,541	7,464,711	5,308,943	4,773,193	43,71,877	32,33,692	35,40,430	24,24,754	20,01,333

* Shown as a Foreign Country from 1923-24.

No. 15—continued

ARTICLES, AND COUNTRIES OF FINAL DESTINATION; ALSO SHARE OF EACH PROVINCE	QUANTITY					VALUE				
	1922-23	1923-24	1924-25	1925-26	1926-27	1922-23	1923-24	1924-25	1925-26	1926-27
	Yards	Yards	Yards	Yards	Yards	R	R	R	R	R
Textiles—continued										
Cotton—continued										
Manufactures—continued										
Piece goods—continued										
Coloured, printed, or dyed— (III. Q)—continued										
Germany	112	24,316	580	14,762	..
Belgium	1,925	4,513
France	3,392	..	120	3,371	6,085	2,508	..	100	3,270	4,394
Italy	5,484	60	15,964	3,227	100	6,637
Austria	2,000	1,350
Market Territory and Trucial Oman	2,251,375	2,647,721	2,813,437	2,484,200	2,740,598	11,18,447	12,67,465	13,34,355	10,80,587	11,83,111
Other Native States in Arabia	369,332	357,317	332,745	183,427	518,413	1,08,578	1,60,088	1,61,080	60,410	2,23,457
Persia	5,303,407	3,493,571	3,290,647	3,543,076	3,448,011	23,63,551	18,50,751	17,44,001	15,72,918	16,98,010
Banjam Island	8,720	23,755	22,880	4,760	6,500	4,450	14,447	10,820	2,886	4,700
Java	26,044	2,090	3,872	1,580	2,485	14,393	1,075	1,895	2,000	3,567
Siam	33,965	23,238	6,619	1,914	21,000	39,891	12,475	3,816	2,000	11,645
Indo-China (including Cochin China, Cambodia, Annam, Tonkin and French leased territories in China)	4,200	2,000
China (exclusive of Hong- kong and Macao)	3,992	26,885	379	242	..	2,410	13,503	270	130	..
Japan	30,200	41,800	2,823	59,735	12,250	1,020
Egypt*	120	1,700	2,880	60	1,250	1,200	..
Portuguese East Africa	677,534	512,551	673,860	737,141	315,765	2,54,714	2,10,001	2,67,807	2,30,801	91,544
Italian East Africa (Somali- land and Eritrea)	4,400	15,744	16,620	9,120	20,520	3,640	10,140	10,225	5,727	5,625
French Somaliland	3,855	45,788	2,075	12,405
United States of America— Via Atlantic Coast	33,602	1,200	1,880	40,155	600	600
Other Foreign Countries	220	600	..	124	12	700	900	..	157	12
TOTAL FOREIGN COUNTRIES	8,758,592	7,156,542	7,162,991	7,005,066	7,153,036	46,15,910	35,63,743	35,35,714	29,98,429	30,50,123
Share of Bengal	31,519	30,809	49,457	43,524	64,362	30,646	25,085	36,217	19,209	32,221
.. Bombay	12,585,637	10,677,703	11,854,637	9,863,071	9,695,553	70,05,304	54,20,113	50,32,400	43,04,941	41,31,441
.. Sind	2,363,620	2,207,994	2,309,638	2,135,521	2,040,633	15,33,550	11,23,124	11,31,605	9,31,150	7,73,982
.. Madras	466,546	301,115	376,693	253,574	99,449	2,94,606	1,31,416	2,13,453	1,40,906	65,336
.. Burma	23,659	60,462	38,242	22,219	35,779	22,131	47,002	12,429	16,977	17,331
TOTAL	16,020,970	13,273,083	14,627,702	12,314,009	11,923,261	89,87,787	67,97,343	70,76,194	54,13,183	50,51,511
Fents of all descriptions (III. Q)—										
United Kingdom	59,731	6,765	4,685	4,640	34,529	55,095	3,300	5,145	2,700	12,334
Aden and Dependencies	3,339	5,440	..	1,000	1,517
Mesopotamia	500	..	9,379	100	..	4,200
Bahrain Islands	3,554	1,518	1,000	820
Ceylon	2,411	2,000
Straits Settlements (includ- ing Labuan)	4,450	2,150
Kenya Colony	4,560	1,025
Other British Possessions	750	450
TOTAL BRITISH EMPIRE	65,696	10,105	5,935	4,640	59,376	58,095	4,300	5,695	2,700	22,046
Syria	6,485	3,718
United States of America— Via Atlantic Coast	50,500	25,789	2,740	12,500	8,057	510
Other Foreign Countries	1,150	101	550	50	..
TOTAL FOREIGN COUNTRIES	51,650	25,890	9,225	19,050	8,107	4,228
Share of Bengal	5,440	1,517
.. Bombay	64,235	10,105	55,185	28,009	59,864	57,695	4,300	23,645	10,107	22,787
.. Sind	1,410	..	2,400	2,520	4,000	400	..	1,100	750	2,069
TOTAL	65,696	10,105	57,585	30,529	69,104	58,095	4,300	24,745	10,897	26,274

* Shown as a Foreign Country from 1923-24

GENERAL EXPORTS

(948)

FOREIGN MERCHANDISE

No. 15—continued

ARTICLES, AND COUNTRIES OF FINAL DESTINATION; ALSO SHARE OF EACH PROVINCE	QUANTITY					VALUE				
	1922-23	1923-24	1924-25	1925-26	1926-27	1922-23	1923-24	1924-25	1925-26	1926-27
Textiles—continued						R	R	R	R	R
Cotton—continued										
MANUFACTURES—continued										
Piece goods—continued										
Total Piece goods—	Yards	Yards	Yards	Yards	Yards					
United Kingdom	405,574	175,993	46,271	158,240	115,387	4,21,616	1,48,395	34,797	68,772	76,047
Palestine	24,700	24,100	22,400	23,700	31,940	10,917	10,465	9,570	10,020	10,110
Aden and Dependencies	19,779,921	12,821,079	7,497,267	3,166,554	2,231,068	77,01,267	47,41,497	30,44,311	11,42,508	6,73,570
Mesopotamia	4,860,531	7,511,359	7,914,254	5,712,638	3,196,062	22,42,247	29,77,208	29,97,758	20,33,059	10,13,337
Bahrain Islands	3,950,464	4,302,121	4,939,164	2,913,379	3,109,962	16,57,901	18,37,018	20,91,799	11,24,429	11,97,309
Maldives	4,400	6,800	9,970	5,468	2,600	3,000	4,510	5,630	2,191	1,500
Ceylon	3,489,038	1,861,004	2,499,744	1,888,696	1,219,173	21,42,279	10,95,704	18,80,808	10,38,798	6,23,478
British Settlements (including Labuan)	656,441	514,436	806,262	567,940	726,808	4,28,518	3,05,195	2,33,943	2,78,111	3,17,739
Federated Malay States	147,060	71,103	81,290	102,944	184,057	98,251	39,875	40,255	52,306	85,417
Hongkong	12,704	7,450	5,562	9,508	14,802	9,172	5,841	4,701	6,601	7,676
Egypt*	87,375	—	—	—	—	50,600	—	—	—	—
Cape of Good Hope	1,200	2,000	2,000	1,200	800	1,200
Natal	21,020	21,098	47,171	104,363	20,680	13,030	17,200	34,731	48,500	10,825
Zanzibar and Pemba	3,111,423	2,284,967	1,895,883	618,451	476,293	13,67,189	9,39,597	8,18,519	2,64,981	1,55,904
Kenya Colony	10,565,781	7,326,400	5,633,333	2,606,345	1,660,755	43,45,080	29,83,326	24,26,656	10,65,073	5,94,451
Tanzania Territory	2,819,592	2,511,733	1,997,372	838,394	544,633	11,27,934	9,62,036	7,25,997	3,21,046	1,80,671
Anglo-Egyptian Sudan	4,909,323	3,071,753	2,214,606	176,478	189,662	18,71,948	11,80,210	8,93,699	69,850	64,762
Sudan and Dependencies	352,621	300,499	309,408	301,023	312,886	2,97,215	1,81,049	1,45,567	1,38,753	91,334
Seychelles	97,658	99,079	145,939	121,074	110,715	39,422	49,441	66,527	47,807	40,928
South Australia (including Northern Territory)	2,880	1,500
Victoria	83	50	..
New South Wales	1,520	16,800	950	5,900
Australian Commonwealth (Total)	4,400	83	16,800	2,450	50	5,900
Fiji Islands	6,469	..	1,088	1,631	..	5,397	..	2,102	1,796
Other British Possessions	1,835	1,115
TOTAL BRITISH EMPIRE	55,303,061	42,919,256	35,369,249	19,316,916	14,167,774	2,38,32,331	1,74,84,564	1,49,55,353	77,14,783	51,23,414
Germany	112	24,316	580	14,762	..
Netherlands	580	..	150	10,124	12	898	..	50	3,667	12
Belgium	1,925	22,500	..	4,532	..	4,513	9,375	..	5,614	..
France	3,392	..	120	4,271	11,815	2,508	..	100	3,651	8,964
Italy	5,434	..	27,000	65,560	74,790	3,227	..	11,000	82,500	34,046
Austria	3,000	1,350
Roumania	211,500	78,350
Greece	10,320	..	373,500	45,000	20,000	4,124	..	1,41,915	17,100	8,000
Turkey, European	779,500	288,000	40,500	3,55,695	1,09,050	10,100
Syria	40,000	50,920	135,000	99,900	375,488	24,460	22,400	52,500	36,615	1,24,828
Mascat Territory and Trucial Oman	4,522,768	5,068,861	5,354,066	4,623,522	4,291,763	20,42,595	22,12,832	23,23,546	18,89,361	16,44,014
Other Native States in Arabia	3,155,776	3,822,508	2,685,579	1,118,697	1,499,892	13,26,163	15,64,267	11,55,635	4,00,435	5,22,016
Perak	7,724,231	6,036,150	6,038,742	7,029,042	5,850,617	39,42,772	31,65,995	29,73,372	30,34,134	23,42,651
Penang Island	8,720	23,755	25,105	3,300	6,500	4,450	14,440	11,870	4,336	4,700
Sumatra	4,120	5,800	4,910	3,600
Java	33,669	2,090	5,192	107,280	2,965	20,923	1,075	2,446	43,100	3,917
Siam	39,545	46,738	15,059	40,694	23,460	40,201	23,475	10,916	20,500	13,325
Indo-China (including Cochinchina, Cambodia, Annam, Tonkin and French leased territories in China)	2,400	..	2,400	5,040	..	1,995	..	1,800	2,505
China (excluding of Hongkong and Macao)	7,013	122,635	1,421	3,019	900	4,253	48,957	884	4,321	250
Japan	216,040	41,800	172,920	1,925	2,825	1,51,390	13,250	75,125	687	1,020
Egypt*	78,620	1,037,100	372,366	267,300	..	3,085	4,40,544	1,43,541	83,749
Portuguese East Africa	1,054,433	972,954	1,441,933	1,952,134	2,153,803	4,48,332	4,12,096	5,64,670	7,01,272	6,94,679

* Shown as a Foreign Country from 1923-24.

No. 15—continued

ARTICLES, AND COUNTRIES OF FINAL DESTINATION; ALSO SHARE OF EACH PROVINCE	QUANTITY					VALUE				
	1922-23	1923-24	1924-25	1925-26	1926-27	1922-23	1923-24	1924-25	1925-26	1926-27
Textiles—continued										
Cotton—continued						R	R	R	R	R
MANUFACTURES—continued										
Piece goods—concluded										
Total Piece goods—continued	Yards	Yards	Yards	Yards	Yards					
French East Africa	40,320	19,900
Italian East Africa (Somaliland and Eritrea)	2,381,488	1,254,644	498,320	50,670	205,870	10,17,404	4,05,949	2,16,665	22,322	67,402
French Somaliland	8,855	47,388	2,075	13,695
United States of America—Via Atlantic Coast	58,501	..	50,500	25,789	4,620	58,280	..	18,500	8,057	1,110
Other Foreign countries	90	125
TOTAL FOREIGN COUNTRIES	10,268,059	18,158,375	18,943,129	16,107,846	14,888,553	91,06,541	79,29,861	84,59,390	66,99,445	55,87,414
Share of Bengal	318,545	276,097	439,376	385,790	312,916	2,12,333	1,54,264	3,21,491	1,12,309	1,08,888
" Bombay	69,330,823	56,822,509	49,342,235	31,84,232	25,216,123	3,01,00,054	2,32,90,495	2,10,96,411	1,26,31,492	92,40,139
" Sind	4,076,662	3,223,711	2,043,977	2,690,431	2,674,437	30,94,679	15,47,472	14,24,449	10,91,397	9,76,372
" Madras	794,515	683,965	1,397,638	82,217	817,513	4,93,163	3,63,499	6,86,401	3,88,637	3,60,333
" Burma	50,575	60,361	39,154	74,586	35,223	38,203	62,096	12,096	39,373	22,597
TOTAL	74,571,120	61,077,633	54,812,878	31,424,262	29,056,327	3,29,38,922	2,54,14,425	2,34,14,748	1,42,14,228	1,07,15,825
Rope (III. Q)—	Lbs.	Lbs.	Lbs.	Lbs.	Lbs.					
Malta and Gozo	464	1,350	..
Mesopotamia	3	343	1,370	..	448	15	794	1,010	..	167
Other British Possessions	2,072	652	310	925	1,040	257
TOTAL BRITISH EMPIRE	2,075	994	1,370	464	758	940	1,834	1,010	1,350	324
TOTAL FOREIGN COUNTRIES	168	288	868	181	364	105	243	800	657	180
Share of Bombay	2,243	1,282	2,226	695	1,122	1,045	2,077	1,810	2,007	704
Thread, sewing (III. Q)—	Lbs.	Lbs.	Lbs.	Lbs.	Lbs.					
United Kingdom	224	..	1,108	2,240	..	792	..	7,500	320	..
Aden and Dependencies	5,672	4,067	3,060	3,062	1,525	8,549	6,419	6,025	3,250	3,050
Mesopotamia	16,205	4,738	1,165	1,410	1,236	40,869	11,210	2,141	3,107	4,022
Bahrain Islands	4,700	2,350	1,982	312	400	7,200	4,150	5,075	550	1,400
Ceylon	3,303	2,795	3,698	2,094	2,131	7,112	6,471	5,100	6,242	3,583
Natal	400	2,480	7,345	4,858	13,314	950	9,350	29,200	21,258	60,240
Zanzibar and Pemba	504	2,506	1,938	3,190	1,915	1,200	4,310	3,750	4,480	2,640
Kenya Colony	5,916	14,586	25,620	14,250	8,777	10,460	22,125	39,890	18,755	15,690
Tanganyika Territory	2,915	2,967	9,814	6,063	9,853	4,040	3,875	18,625	7,800	12,100
Other British Possessions	20	370	876	388	9	95	495	1,512	250	32
TOTAL BRITISH EMPIRE	39,859	36,859	56,004	37,220	39,215	81,267	65,405	1,13,878	63,002	1,02,716
Netherlands	2,596	663	5,025	1,950	..
Maskat Territory and Trucial Oman	1,868	2,540	1,216	1,135	196	2,050	3,700	3,100	1,636	318
Other Native States in Arabia	3,095	6,106	1,850	1,150	1,545	7,225	14,865	5,000	1,967	2,765
Persia	22,846	13,648	7,561	5,149	5,319	55,992	32,589	18,116	20,904	13,106
Portuguese East Africa	7,929	15,112	23,358	22,492	15,490	12,740	19,160	40,050	34,325	23,175
Other Foreign Countries	100	78	405	200	30	250	190	445	350	150
TOTAL FOREIGN COUNTRIES	35,838	37,484	41,936	38,790	23,081	78,257	70,504	72,936	61,102	39,514
Share of Bengal	144	20	1,740	2,240	9	665	15	5,705	320	30
" Bombay	74,484	73,978	94,476	63,171	61,322	1,57,505	1,27,927	1,72,437	1,24,549	1,39,465
" Sind	1,088	216	153	599	958	1,360	720	640	1,355	2,733
" Madras	1	129	180	4	247	450
" Burma	3,042	7,682
TOTAL	75,697	74,343	98,599	71,010	62,296	1,59,524	1,33,909	1,36,814	1,26,224	1,42,230

GENERAL EXPORTS

FOREIGN MERCHANDISE

(950)

No. 15—continued

ARTICLES, AND COUNTRIES OF FINAL DESTINATION; ALSO SHARE OF EACH PROVINCE	QUANTITY					VALUE				
	1922-23	1923-24	1924-25	1925-26	1926-27	1922-23	1923-24	1924-25	1925-26	1926-27
	Lbs.	Lbs.	Lbs.	Lbs.	Lbs.	R	R	R	R	R
Textiles—continued										
Cotton—continued										
MANUFACTURES—continued										
<i>Other sorts of manufac- tures (I.L. Q)—</i>										
United Kingdom	7,468	8,167	43,977	4,544	8,697	23,547	4,570	31,783	4,638	12,900
Aden and Dependencies	3,522	1,343	9,466	1,184	860	4,321	1,235	6,550	1,790	380
Mesopotamia	7,002	5,788	5,847	4,208	1,573	19,373	4,983	6,286	7,410	2,769
Ceylon	4,040	4,658	2,784	2,604	1,933	6,265	5,890	4,298	3,694	2,574
Straits Settlements (includ- ing Labuan)	2,898	1,027	72	1,183	598	7,240	2,297	35	3,013	2,685
Federated Malay States	18,256	3,379
Egypt*	1,008	—	—	—	—	1,600	—	—	—	—
Natal	6,344	840	318	200	..	11,947	1,650	400	600	..
Zanzibar and Pemba	163	560	380	374	1,132	140	550	550	550	1,490
Kenya Colony	45,419	34,434	99,334	19,046	8,736	46,316	27,180	91,828	19,655	5,711
Tanganyika Territory	50	..	210	336	414	100	..	237	200	1,025
Anglo-Egyptian Sudan	5,381	5,000
South Australia (including Northern Territory)	1,022	..	323	2,156	..	1,080
New South Wales	2,390	1,170
Australian Commonwealth (Total)	2,390	1,022	..	323	..	1,170	2,156	..	1,080
Other British Possessions	493	273	616	773	1,561	1,105	490	1,012	1,180	2,236
TOTAL BRITISH EMPIRE	78,410	59,816	164,026	34,454	33,633	1,21,954	55,016	1,45,185	42,730	36,229
France	1,393	1,634
Italy	11,200	1,000	..
Turkey, European	6,384	..	112	56	..	23,000	..	150	120	..
Mascat Territory and Trucial Oman	8,487	977	3,902	1,523	..	10,480	1,060	4,587	2,205	..
Other Native States in Arabia	1,401	..	1,158	704	250	1,385	..	1,736	801	250
Persia	1,220	2,562	5,080	2,349	1,731	1,384	6,847	3,926	4,272	2,386
Java	1,466	1,700	5,400	3,000
Siam Indo-China (including Cochin-China, Cambo- dia, Annam, Tonkin and French leased territories in China)	923	1,046	29,424	948	1,042	2,055	1,666	5,397	1,430	1,500
Japan	224	600	..	315	227	100	1,150	..	225	429
Egypt*	400	600
Portuguese East Africa	37,607	2,395	3,727	4,573	510	35,980	2,950	3,100	4,318	450
Other Foreign Countries	1,819	445	284	50	182	2,683	1,127	900	50	350
TOTAL FOREIGN COUNTRIES	59,596	9,725	44,037	21,713	6,119	32,352	17,800	25,396	14,480	9,065
Share of Bengal	3,965	2,572	32,177	323	6,034	3,321	3,321	5,910	399	11,053
„ Bombay	123,024	60,963	173,624	33,435	13,562	1,67,233	64,490	1,61,039	43,450	19,649
„ Sind	3,309	..	1,076	3,402	2,912	2,362	..	926	3,399	3,650
„ Madras	246	11,503	2,177	534	1,300	1,680
„ Burma	7,643	6	990	2,499	16,017	26,335	4	2,162	3,171	3,222
TOTAL	137,946	69,541	208,113	56,172	44,752	2,04,306	72,815	1,70,581	57,210	45,314
Total value of Cotton manu- factures (including Twist and Yarn)—										
United Kingdom	4,57,782	1,59,590	39,509	1,26,733	1,19,634
Malta and Gozo	1,350	500
Palatine	10,917	10,465	14,370	10,020	10,110
Aden and Dependencies	80,19,218	51,44,916	33,62,947	13,21,174	7,90,253
Mesopotamia	26,19,550	31,85,302	31,08,975	21,31,505	12,27,519
Bahrain Islands	17,25,542	18,78,267	21,21,096	11,39,004	12,12,311
Maldives	3,000	4,625	6,330	2,191	1,500
Ceylon	22,84,145	11,44,361	14,02,915	10,71,241	6,42,302
Straits Settlements (includ- ing Labuan)	4,60,623	3,11,377	2,37,400	2,33,322	3,20,936
Federated Malay States	98,251	39,863	41,095	52,484	38,796
Hongkong	78,185	6,236	5,711	27,523	9,355
Egypt*	1,22,200
Cape of Good Hope	1,600	500	1,200

* Shown as a Foreign Country from 1923-24.

No. 15—continued

ARTICLES, AND COUNTRIES OF FINAL DESTINATION; ALSO SHARE OF EACH PROVINCE	QUANTITY					VALUE				
	1922-23	1923-24	1924-25	1925-26	1926-27	1922-23	1923-24	1924-25	1925-26	1926-27
Textiles—continued										
Cotton—continued										
MANUFACTURES—continued										
Total value of Cotton manu- factures (including Twist and Yarn)—continued										
Natal	—	—	—	—	—	32,967	34,594	55,141	70,358	72,074
Zanzibar and Pemba	—	—	—	—	—	14,61,221	10,16,533	5,94,140	3,04,066	1,90,152
Kenya Colony	—	—	—	—	—	44,78,530	31,86,500	26,38,504	13,74,591	6,53,236
Tanganyika Territory	—	—	—	—	—	11,58,939	9,97,869	7,70,277	3,62,206	2,17,771
Anglo-Egyptian Sudan	—	—	—	—	—	18,73,573	11,86,110	8,94,999	71,780	64,763
Mauritius and Dependencies	—	—	—	—	—	3,28,830	1,82,787	1,45,757	1,47,524	98,959
Seychelles	—	—	—	—	—	42,152	51,491	73,127	50,307	41,728
Western Australia	—	—	—	—	—	20,005
South Australia (including Northern Territory)	—	—	—	—	—	1,500	..	2,158	..	1,080
Victoria	—	—	—	—	—	50	..
New South Wales	—	—	—	—	—	950	1,170	5,900
Australian Commonwealth (Total)	—	—	—	—	—	22,455	1,170	2,158	50	6,980
New Zealand (including Nauru and Br. Samoa)	—	—	—	—	—	..	1,029	416
Fiji Islands	—	—	—	—	—	..	5,397	43	2,102	2,598
Other British Possessions	—	—	—	—	—	1,265	..	700
TOTAL BRITISH EMPIRE	—	—	—	—	—	2,52,80,945	1,85,49,387	1,58,75,161	88,50,580	57,70,227
Germany	—	—	—	—	—	..	2,016	8,319	17,447	240
Netherlands	—	—	—	—	—	898	22	23,489	6,307	362
Belgium	—	—	—	—	—	4,513	9,375	..	5,014	..
France	—	—	—	—	—	2,506	..	100	3,651	10,898
Italy	—	—	—	—	—	9,157	650	11,000	34,936	34,045
Austria	—	—	—	—	—	1,380
Roumania	—	—	—	—	—	78,350
Greece	—	—	—	—	—	4,124	..	1,41,915	17,100	8,000
Turkey, European	—	—	—	—	—	23,000	26,249	3,55,845	1,09,175	10,100
Syria	—	—	—	—	—	25,460	33,900	64,557	44,586	2,39,103
Mascat Territory and Trucial Oman	—	—	—	—	—	21,39,844	23,61,797	25,20,790	29,16,652	17,10,808
Other Native States in Arabia	—	—	—	—	—	18,59,806	16,00,905	11,74,221	4,08,702	5,31,631
Persia	—	—	—	—	—	57,41,591	48,41,055	41,11,284	40,28,835	30,95,666
Benjam Island	—	—	—	—	—	4,450	14,512	11,870	4,986	4,709
Sumatra	—	—	—	—	—	6,570	4,180
Java	—	—	—	—	—	26,598	4,075	2,648	46,912	3,917
Slam	—	—	—	—	—	1,42,233	43,591	40,358	56,020	15,100
Indo-China (including Cochin- China, Cambodia, Annam, Tonkin and French leased Territories in China)	—	—	—	—	—	464	1,995	..	1,800	4,591
China (exclusive of Hong- kong and Macao)	—	—	—	—	—	4,253	43,957	864	37,458	250
Japan	—	—	—	—	—	1,53,500	19,700	77,570	1,331	45,769
Egypt*	—	—	—	—	—	..	1,12,085	4,50,594	1,32,115	19,015
Tripoli	—	—	—	—	—	3,500
Portuguese East Africa	—	—	—	—	—	6,19,911	5,61,601	6,50,120	7,34,044	7,42,593
French East Africa	—	—	—	—	—	19,900
Italian East Africa (Somali- land and Britrea)	—	—	—	—	—
French Somaliland	—	—	—	—	—
United States of America— Via Atlantic Coast	—	—	—	—	—	65,490	170	22,070	9,25	1,110
Other Foreign Countries	—	—	—	—	—	888	1,040	275
TOTAL FOREIGN COUNTRIES	—	—	—	—	—	1,14,31,365	1,01,17,949	1,00,26,301	78,93,735	66,90,906

* Shown as a Foreign Country from 1922-24

GENERAL EXPORTS

(952)

FORRIGN MERCHANDISE

No. 15—continued

ARTICLES, AND COUNTRIES OF FINAL DESTINATION; ALSO SHARE OF EACH PROVINCE	QUANTITY					VALUE				
	1922-23	1923-24	1924-25	1925-26	1926-27	1922-23	1923-24	1924-25	1925-26	1926-27
Textiles—continued						R	R	R	R	R
Cotton—concluded										
MANUFACTURES—concluded										
<i>Total value of Cotton manufactures (including twists and Yarn)—concluded</i>										
Share of Bengal	—	—	—	—	—	2,63,623	1,63,466	2,42,470	1,17,931	1,19,325
“ Bombay	—	—	—	—	—	3,37,31,214	2,65,15,793	2,35,22,571	1,45,32,927	1,08,77,565
“ Sind	—	—	—	—	—	21,06,999	15,60,177	14,34,667	11,04,318	10,64,258
“ Madras	—	—	—	—	—	5,02,170	3,73,951	6,59,088	4,27,682	3,62,556
“ Burma	—	—	—	—	—	1,03,304	53,904	42,666	61,773	37,530
TOTAL	—	—	—	—	—	3,67,12,310	2,86,67,226	2,59,01,462	1,62,44,321	1,24,61,133
TOTAL VALUE OF COTTON, RAW AND MANUFACTURES	—	—	—	—	—	4,79,24,792	4,21,95,025	4,09,58,573	3,24,52,459	1,61,00,519
Flax—										
MANUFACTURES—										
<i>Caucasus (III. U)—(a)</i>	Yards	Yards								
United Kingdom	1,987	—	—	—	..	2,484	—	—	—
Ceylon	727	672	—	—	—	1,921	6,753	—	—	—
Other British Possessions	1,402	221	—	—	—	1,535	546	—	—	—
TOTAL BRITISH EMPIRE	2,129	2,880	—	—	—	3,456	9,783	—	—	—
Persia	600	..	—	—	—	1,155	..	—	—	—
Other Foreign Countries	300	..	—	—	—	300	..	—	—	—
TOTAL FOREIGN COUNTRIES	900	..	—	—	—	1,455	..	—	—	—
Share of Bengal	570	409	—	—	—	1,308	6,227	—	—	—
“ Bombay	2,069	2,471	—	—	—	2,503	3,556	—	—	—
“ Sind	400	..	—	—	—	600	..	—	—	—
TOTAL	3,039	2,880	—	—	—	4,911	9,783	—	—	—
Piece-goods (III. U)—	Yards	Yards	Yards	Yards	Yards					
Mesopotamia	5,005	301	..	12,186	290	..
Ceylon	108	169	..	364	..	364	508	..	1,524
Straits Settlements (including Labuan)	346	203	..	2,657	1,095	..
Hongkong	351	1,986
TOTAL BRITISH EMPIRE	5,351	459	169	504	364	14,843	2,350	508	1,385	1,524
Persia	20	40
Share of Bengal	108	364	..	364	1,524
“ Bombay	5,095	..	169	12,226	..	508
“ Sind	301	290	..
“ Burma	346	351	..	203	..	2,657	1,986	..	1,095	..
TOTAL	5,371	459	169	504	364	14,883	2,350	508	1,385	1,524
Other sorts (including bags and sacks) (III. U)—	Lbs.	Lbs.	Lbs.	Lbs.	Lbs.					
United Kingdom	6,402	1,112	3,132	10,891	19,362	13,389	4,300	14,494	26,041	17,536
Aden and Dependencies	256	448	700	1,000
Mesopotamia	6,608	420	40	1,163	..	2,953	550	64	1,790
Ceylon	1,516	5,291	3,962	1,958	1,275	3,384	9,102	11,254	5,092	8,329
Kenya Colony	503	500	49	514	..	1,600	2,500	134	1,203	..
Other British Possessions	448	453	443	185	784	600
TOTAL BRITISH EMPIRE	8,869	13,974	13,011	13,159	22,248	18,558	19,639	27,032	33,909	24,154

(a) Included in "Other sorts of flax manufactures" from 1924-25.

No. 15—continued

ARTICLES, AND COUNTRIES OF FINAL DESTINATION; ALSO SHARE OF EACH PROVINCE	QUANTITY					VALUE				
	1922-23	1923-24	1924-25	1925-26	1926-27	1922-23	1923-24	1924-25	1925-26	1926-27
Textiles—continued										
Flax—continued						R	R	R	R	R
MANUFACTURES—continued										
Other sorts (including bags and sacks) (III. U)— continued	Lbs.	Lbs.	Lbs.	Lbs.	Lbs.					
France	84	..	220	586	1,002	200	..	380	1,100	2,530
Perak	1,097	1,338	1,113	4,233	..
China (exclusive of Hong- kong and Macao)	448	1,200
United States of America— Via Atlantic Coast	784	224	1,445	432
Other Foreign Countries	560	192	99	320	..	523	700	91	558	..
TOTAL FOREIGN COUNTRIES	644	192	1,416	3,026	1,674	723	700	1,584	7,336	4,162
Share of Bengal	1,516	5,186	10,330	2,726	10,669	3,384	9,136	21,644	7,150	4,901
" Bombay	839	7,608	2,834	2,341	5,244	413	6,053	2,977	5,560	8,063
" Sind	7,158	1,372	1,463	10,644	7,659	16,489	5,160	4,095	22,488	13,822
" Madras	474	350	6,140	1,530
TOTAL	9,513	14,166	14,427	16,185	23,922	19,286	20,889	28,616	41,335	28,816
Total value of Flax Manu- factures—										
United Kingdom	13,889	6,784	14,494	20,041	17,525
Aden and Dependencies	701	1,000
Mesopotamia	13,486	8,223	550	354	1,790
Ceylon	5,805	16,219	11,762	5,002	5,353
Straits Settlements (includ- ing Labuan)	3,192	84	600	1,095	..
Hongkong	2,686
Kenya Colony	1,600	2,776	134	1,302	..
Other British Possessions	885
TOTAL BRITISH EMPIRE	36,857	31,772	27,540	35,384	25,678
France	200	..	380	1,100	2,530
Perak	1,195	300	1,113	4,233	..
China (exclusive of Hong- kong and Macao)	1,200
United States of America— Via Atlantic Coast	1,445	432
Other Foreign Countries	823	400	91	558	..
TOTAL FOREIGN COUNTRIES	2,223	700	1,581	7,336	4,162
Share of Bengal	5,192	16,727	21,644	7,150	6,425
" Bombay	15,142	9,609	3,486	5,560	8,063
" Sind	16,089	5,160	4,095	22,775	13,822
" Madras	6,140	1,530
" Burma	2,687	1,980	..	1,095	..
TOTAL	39,090	32,472	29,124	42,720	29,840
Haberdashery and Mill- inery (III. U)— United Kingdom	1,26,324	1,15,132	67,846	66,953	47,770
Palestine	1,000	3,000
Aden and Dependencies	37,716	26,969	41,527	34,157	54,402
Mesopotamia	77,944	32,766	32,445	61,173	43,281
Mauritius Islands	83,095	1,18,870	1,05,440	52,625	43,525
Ceylon	83,263	29,233	18,675	22,925	29,112

GENERAL EXPORTS

(954)

FOREIGN MERCHANDISE

No. 15—continued

ARTICLES, AND COUNTRIES OF FINAL DESTINATION; ALSO SHARE OF EACH PROVINCE.	QUANTITY					VALUE				
	1923-23	1923-24	1924-25	1925-26	1926-27	1923-23	1923-24	1924-25	1925-26	1926-27
Textiles—continued										
Haberdaasery and Millinery (III. U) —continued						R	R	R	R	R
Strait Settlements (including Labuan)	—	—	—	—	—	30,665	29,808	11,025	12,655	6,1
Hongkong	—	—	—	—	—	90	2,138	500
Cape of Good Hope	—	—	—	—	—	2,280	1,465	..
Natal	—	—	—	—	—	2,120	18,850	2,025	10,029	6,5
Zanzibar and Pemba	—	—	—	—	—	13,067	17,562	11,216	15,285	20,2
Kenya Colony	—	—	—	—	—	18,364	31,367	31,908	29,163	41,6
Tanganyika Territory	—	—	—	—	—	5,588	23,585	44,867	42,733	69,3
Somaland Protectorate	—	—	—	—	—	1,200
Mauritius and Dependencies	—	—	—	—	—	80,497	46,280	50,650	19,712	8,2
Seychelles	—	—	—	—	—	1,020	..	684	200	2,61
British West India Islands	—	—	—	—	—	1,200	200	..
Western Australia	—	—	—	—	—	300
Victoria	—	—	—	—	—	25
New South Wales	—	—	—	—	—	75	3,570	75	..	21
Australian Commonwealth (Total)	—	—	—	—	—	400	3,570	75	..	21
Fiji Islands	—	—	—	—	—	200	1,983
Other British Possessions	—	—	—	—	—	507	667	585	238	75
TOTAL BRITISH EMPIRE	—	—	—	—	—	5,68,248	4,94,760	4,24,743	3,69,593	3,74,96
Sweden	—	—	—	—	—	..	1,000	..	150	2
Denmark	—	—	—	—	—	..	1,400	..	100	..
Germany	—	—	—	—	—	1,761	975	4,238	922	3,34
Netherlands	—	—	—	—	—	..	488	200	600	1,73
Belgium	—	—	—	—	—	2,000	75	11
France	—	—	—	—	—	13,565	15,156	1,000	2,500	1,39
Switzerland	—	—	—	—	—	..	520	10,03
Italy	—	—	—	—	—	58,322	2,898	1,700	25,940	14,50
Austria	—	—	—	—	—	..	1,410
Turkey, European	—	—	—	—	—	..	1,000	12,400	1,700	10,251
Mascat Territory and Trucial Oman	—	—	—	—	—	38,180	40,374	95,713	49,481	39,89
Other Native States in Arabia	—	—	—	—	—	47,855	45,903	37,467	37,287	29,16
Persia	—	—	—	—	—	86,417	1,01,955	1,52,148	1,72,970	1,01,04
Honjam Island	—	—	—	—	—	873	2,052	..	1,100	..
Sumatra	—	—	—	—	—	1,960	1,195
Java	—	—	—	—	—	4,375	400	1,753	2,390	..
Siam	—	—	—	—	—	2,750	8,681	7,215	2,077	3,89
China (exclusive of Hong- kong and Macao)	—	—	—	—	—	1,126	..	5	1,000	4,10
Japan	—	—	—	—	—	24,182	7,361	1,377	11,921	6
Egypt*	—	—	—	—	—	..	9,480	4,023	2,000	17,94
Portuguese East Africa	—	—	—	—	—	11,325	13,460	8,825	12,225	10,88
United States of America— Via Atlantic Coast	—	—	—	—	—	11,661	3,320	5,860	4,280	6,84
„ Pacific „	—	—	—	—	—	1,550
Other Foreign Countries	—	—	—	—	—	825	225	1,803	600	71
TOTAL FOREIGN COUNTRIES	—	—	—	—	—	3,08,727	2,64,203	3,36,237	3,29,218	2,54,081
Share of Bengal	—	—	—	—	—	41,739	2,588	341	15,388	4,751
„ Bombay	—	—	—	—	—	7,32,097	6,54,486	6,79,300	6,22,754	5,76,261
„ Sind	—	—	—	—	—	51,467	62,624	51,097	29,941	37,341
„ Madras	—	—	—	—	—	20,321	26,088	7,599	11,759	10,461
„ Burma	—	—	—	—	—	21,351	13,178	22,643	3,969	471
TOTAL	—	—	—	—	—	8,76,975	7,58,963	7,60,980	6,98,811	6,29,071

* Shown as a Foreign Country from 1923-24.

No. 15—continued

ARTICLES, AND COUNTRIES OF FINAL DESTINATION; ALSO SHARE OF EACH PROVINCE	QUANTITY					VALUE				
	1922-23	1923-24	1924-25	1925-26	1926-27	1922-23	1923-24	1924-25	1925-26	1926-27
						R	R	R	R	R
Textiles—continued										
Hemp Manufactures (ex- cluding cordage) (III— U)—(a)										
Zanzibar and Pemba . . .	—	—	—	—	—	1,500	135	—	—	—
Other British Possessions . . .	—	—	—	—	—	885	700	—	—	—
TOTAL BRITISH EMPIRE	—	—	—	—	—	2,385	835	—	—	—
TOTAL FOREIGN COUNTRIES	—	—	—	—	—	350	..	—	—	—
Share of Bombay . . .	—	—	—	—	—	2,700	835	—	—	—
“ Madras . . .	—	—	—	—	—	35	..	—	—	—
TOTAL	—	—	—	—	—	2,735	835	—	—	—
Jute Manufactures (III— E)—(a)										
Mesopotamia . . .	—	—	—	—	—	160	1,800	—	—	—
Ceylon . . .	—	—	—	—	—	3,770	100	—	—	—
TOTAL BRITISH EMPIRE	—	—	—	—	—	3,930	1,900	—	—	—
Persia . . .	—	—	—	—	—	..	1,100	—	—	—
Share of Bombay . . .	—	—	—	—	—	160	3,000	—	—	—
“ Burma . . .	—	—	—	—	—	3,770	..	—	—	—
TOTAL	—	—	—	—	—	3,980	3,000	—	—	—
Silk—										
Raw (II. O)—	Lbs.	Lbs.	Lbs.	Lbs.	Lbs.					
United Kingdom . . .	2,149	2,123	6,000	26,267
Aden and Dependencies . . .	1,134	1,507	3,800	999	1,988	5,450	7,550	39,250	6,500	11,400
Mesopotamia . . .	2,132	18,442	5,653	2,451	7,604	19,184	1,63,524	50,280	20,845	53,550
Bahrain Islands . . .	250	1,800	850	..	270	1,250	13,500	7,330	..	2,560
Hongkong	3,358	24,795
Mauritius and Dependencies . . .	224	..	40	3,000	..	480
Other British Possessions	107	1,815
TOTAL BRITISH EMPIRE	5,889	28,872	14,808	3,450	9,862	34,884	2,10,861	1,23,900	27,346	67,510
Germany	1,680	10	..	2,000	100
France . . .	30,655	18,600	69,456	25,050	..	91,945	20,400	68,273	22,175	..
Italy . . .	454	38	20,690	14,230	31,328	4,540	400	23,750	11,173	30,210
Turkey, European	364	2,300
Mascat Territory and Trucial Oman . . .	2,746	2,127	1,540	308	857	20,250	21,507	12,100	1,950	3,885
Other Native States in Arabia . . .	1,545	775	500	400	1,420	15,920	9,600	7,000	3,300	10,580
Persia . . .	485	1,027	520	8	..	4,580	10,790	3,050	32	..
China (exclusively of Hong- kong and Macao)	4,972	2,062	..	311	..	39,776	20,620	..	7,048
Portuguese East Africa	320	1,200	..
French Somaliland	500	300	5,100	3,150
Other Foreign Countries	40	160	600	1,180
TOTAL FOREIGN COUNTRIES	35,985	25,083	94,856	40,906	34,916	1,37,235	1,06,773	1,24,798	45,535	56,153

(a) Included in "Other Textiles—Manufactured" from 1924-25.

GENERAL EXPORTS

FOREIGN MERCHANDISE

No. 15—continued

ARTICLES, AND COUNTRIES OF FINAL DESTINATION; ALSO SHARE OF EACH PROVINCE	QUANTITY					VALUE				
	1922-23	1923-24	1924-25	1925-26	1926-27	1922-23	1923-24	1924-25	1925-26	1926-27
						R	R	R	R	R
Textiles—continued										
<i>Silk—continued</i>										
<i>Race (I. Q)—continued</i>	Lbs.	Lbs.	Lbs.	Lbs.	Lbs.					
<i>Share of Bengal</i>	224	3,000
<i>Bombay</i>	11,791	22,554	16,622	5,318	12,834	72,719	2,45,036	1,44,650	43,096	86,370
<i>Sind</i>	29,759	15,429	90,476	39,038	31,333	96,400	32,772	93,523	29,786	30,246
<i>Madras</i>	2,062	..	811	20,620	..	7,048
<i>Burma</i>	..	4,972	39,776
TOTAL	41,774	48,955	109,166	44,356	44,778	1,72,119	3,17,684	2,58,698	72,880	1,23,663
MANUFACTURES—										
<i>Silk yarn, noils and wools</i>										
<i>(I. I. S)—</i>	Lbs.	Lbs.	Lbs.	Lbs.	Lbs.					
<i>United Kingdom</i>	42,358	..	486	12	..	36,500	..	6,098	125	..
<i>Aden and Dependencies</i>	250	..	75	200	200	1,250	..	375	2,000	1,600
<i>Mesopotamia</i>	445	..	536	667	..	4,050	..	3,000	6,050	..
<i>Bahrain Islands</i>	1,262	1,258	2,180	410	1,532	11,290	10,540	18,940	3,350	11,550
<i>Straits Settlements (including Labuan)</i>	14,850	1,19,735	..
<i>Zanzibar and Pemba</i>	20	100
TOTAL BRITISH EMPIRE	44,335	1,258	3,277	16,139	1,732	53,100	10,540	28,413	1,31,230	13,150
<i>France</i>	112	1,505	..
<i>Maskat Territory and Trucial Oman</i>	1,430	4,681	6,198	7,538	9,850	14,350	40,560	55,132	61,560	81,704
<i>Other Native States in Arabia</i>	100	608	1,580	..	1,248	1,500	3,950	12,650	..	9,175
<i>Persia</i>	..	224	444	324	2,150	4,103	2,840	..
<i>Other Foreign Countries</i>	..	68	10	8	775	75	22	..
TOTAL FOREIGN COUNTRIES	1,530	5,481	8,227	7,977	10,598	15,850	47,435	71,960	65,027	90,969
<i>Share of Bengal</i>	486	6,098
<i>Bombay</i>	45,865	6,739	11,018	24,116	12,830	69,040	57,975	94,275	1,97,187	1,04,119
TOTAL	45,865	6,739	11,504	24,116	12,830	69,040	57,975	1,00,373	1,97,187	1,04,119
Goods of silk mixed with other materials (I. I. S)—										
<i>United Kingdom</i>	..	42	4,083	..	5	..	118	4,726	..	30
<i>Gibraltar</i>	736	1,000
<i>Aden and Dependencies</i>	800	3,170
<i>Mesopotamia</i>	..	8,741	1,485	..	12,430	2,320
<i>Ceylon</i>	19,298	1,200	5,986	1,242
<i>Straits Settlements (including Labuan)</i>	700	981	8,602	1,600	831	10,150
<i>Zanzibar and Pemba</i>	8,000	6,000
<i>Kenya Colony</i>	2,400	..	839	16,800	..	1,300	..	1,590
<i>Mauritius and Dependencies</i>	1,125
<i>Fiji Islands</i>	..	320	1,000
<i>Other British Possessions</i>	..	300	100	..	162	..	500	200	..	280
TOTAL BRITISH EMPIRE	22,498	9,903	14,408	981	12,529	25,956	14,043	14,826	834	15,612
<i>France</i>	..	22,500	18,000
<i>Italy</i>	1,323	5,025	..
<i>Maskat Territory and Trucial Oman</i>	20,630	11,100	..
<i>Other Native States in Arabia</i>	470	800	2,000	1,500	2,500	1,200
<i>Persia</i>	545	492	..	7,002	5,456	1,720	1,000	..	12,456	8,674
<i>Java</i>	687	1,300
<i>Tunis</i>	830	3,800
<i>United States of America—Via Atlantic Coast</i>	..	1,500	868	..	3,200	2,524
TOTAL FOREIGN COUNTRIES	1,895	24,492	..	20,755	9,010	12,020	22,200	..	31,171	13,698
<i>Share of Bengal</i>	13,298	1,320	4,033	1,114	766	4,836	4,200	4,726	2,930	2,200
<i>Bombay</i>	6,185	31,733	10,375	28,153	15,139	33,140	31,430	10,100	27,241	19,188
<i>Sind</i>	..	42	..	488	118	..	1,000	..
<i>Madras</i>	..	300	1,200	..	500	1,242
<i>Burma</i>	981	3,444	834	6,580
TOTAL	24,393	34,395	14,408	30,736	21,539	37,976	36,243	14,826	32,005	29,310

No. 15—continued

ARTICLES, AND COUNTRIES OF FINAL DESTINATION; ALSO SHARE OF EACH PROVINCE	QUANTITY					VALUE				
	1922-23	1923-24	1924-25	1925-26	1926-27	1922-23	1923-24	1924-25	1925-26	1926-27
Textiles—continued										
Silk—continued										
MANUFACTURES—continued										
Silk piece goods (III. S.)—										
United Kingdom	Yards 3,376	Yards 729	Yards 3,980	Yards 815	Yards 622					
Gibraltar	16,210	2,990	5,423	2,436	8,008	5,325	2,887
Palestine	1,000	..	16,377	2,600
Aden and Dependencies	1,000	509	2,573	3,412	600	1,000	..
Mesopotamia	56,094	27,754	19,095	9,848	35,310	5,000	2,490	3,853	7,300	600
Bahrain Islands	2,200	11,090	19,981	10,100	17,797	99,284	54,001	25,196	14,712	30,090
Ceylon	9,040	5,070	2,382	6,554	3,680	5,300	16,300	38,180	19,800	25,001
Straits Settlements (including Labuan)	400	2,595	849	..	1,220	15,880	14,154	4,450	8,001	5,971
Hongkong	1,808	..	800	3,225	4,810	..	1,588
Egypt*	2,933	3,310	..
Cape of Good Hope	..	520	2,792
Natal	5,045	17,427	500	720	2,600	..	1,500
Zanzibar and Pemba	2,068	3,985	3,172	6,184	2,195	7,185	30,880	1,992	1,750	4,700
Kenya Colony	31,573	21,222	28,125	6,477	2,420	5,900	11,770	5,830	7,000	3,000
Tanganyika Territory	2,100	120	3,700	2,600	18,966	54,609	30,605	28,548	12,425	4,705
Anglo-Egyptian Sudan	1,000	200	1,020	6,598	..	3,950	275	11,500	1,800	18,891
Mauritius and Dependencies	14,570	3,905	600	3,850	7,536	2,000	1,000	2,400	3,300	..
Seychelles	300	25,502	10,800	1,100	4,064	7,160
Fiji Islands	..	688	..	1,344	1,863	..	1,290	..
TOTAL BRITISH EMPIRE	147,009	98,813	92,077	60,870	93,155	2,50,002	1,91,839	1,38,978	97,173	1,11,828
Germany	284	2,826	..	5,913	8,100	..
France	1,240	3,041
Switzerland	314	2,240	..
Italy	3,080	675	0,216	1,760
Austria	1,230	3,150
Turkey, European	..	256	2,250
Syria	3,175	160	480	3,350	100	1,400
Maskat Territory and Trucial Oman	45,013	26,641	27,411	13,072	2,837	91,080	51,791	40,246	17,491	5,170
Other Native States in Arabia	53,191	25,780	39,003	7,250	13,300	57,576	37,165	50,200	8,100	19,000
Persia	39,102	22,082	40,225	17,130	13,090	60,164	22,965	62,436	16,000	10,737
Java	5,154	4,600
Siam	1,315	1,212	30	..	600	2,641	3,100	250	..	1,500
China (exclusive of Hong- kong and Macao)	280	3,433	500	1,500	3,925	1,120
Egypt*	..	2,005	25	..	570	..	3,760	250	..	770
Portuguese East Africa	5,634	3,230	4,380	1,808	600	10,900	7,662	8,500	2,716	1,500
Italian East Africa (Somali- land and Eritrea)	675	911	2,150	3,500
Other Foreign Countries	..	35	220
TOTAL FOREIGN COUNTRIES	148,660	85,845	117,962	46,136	33,452	2,36,248	1,51,418	1,77,823	60,533	50,757
Share of Bengal	2,030	650	..	5,030	..	1,962	1,625	..	10,500	..
Bombay	293,840	183,147	206,843	98,673	126,242	4,77,559	3,39,774	3,06,188	1,42,128	1,01,252
Sind	18	73	2,292	2,851	300	126	148	6,098	3,235	400
Madras	..	342	..	68	20	..	347	..	740	53
Borneo	390	445	904	334	145	6,603	943	5,310	3,110	900
TOTAL	296,278	184,658	210,039	107,906	126,907	4,86,250	3,43,337	3,16,196	1,64,706	1,62,640
Thread for sewing (III. S.)	Lbs.	Lbs.	Lbs.	Lbs.	Lbs.	Lbs.	Lbs.	Lbs.	Lbs.	Lbs.
Aden and Dependencies	580	200	1,070	103	..	3,000	1,100	5,074	1,000	..
Bahrain Islands	400	600	1,447	3,700	5,850	9,550
Ceylon	400	1,500
Hongkong	2,700	17,550
Other British Possessions	10	100	..	30	400	..
TOTAL BRITISH EMPIRE	970	800	5,610	205	..	6,730	6,950	33,674	1,400	..
Netherlands	2,000	30,000	..
Maskat Territory and Trucial Oman	40	..	81	560	..	1,162
Other Native States in Arabia	1,000	600	650	..	330	4,000	4,600	3,500	..	1,980
Persia	..	190	4	..	1,430	30
Other Foreign Countries	70	250
TOTAL FOREIGN COUNTRIES	1,110	790	731	2,000	334	4,810	6,030	4,662	31,000	2,010

* Shown as a Foreign Country from 1923-24.

GENERAL EXPORTS

(958)

FOREIGN MERCHANDISE

No. 15—continued

ARTICLES, AND COUNTRIES OF FINAL DESTINATION; ALSO SHARE OF EACH PROVINCE	QUANTITY					VALUE				
	1922-23	1923-24	1924-25	1925-26	1926-27	1922-23	1923-24	1924-25	1925-26	1926-27
Textiles—continued										
Silk—continued										
MANUFACTURES—continued										
Thread for sewing (L.I.L.S.)—continued										
Share of Bombay	Lbs. 2,030	Lbs. 1,260	Lbs. 6,110	Lbs. 2,205	Lbs. 330	R 10,950	R 2,900	R 34,924	R 31,400	R 1,920
" Sind	40	340	231	..	4	560	3,080	3,412	..	30
" Madras	10	30
TOTAL	2,080	1,590	6,341	2,205	334	11,540	12,980	38,336	31,400	2,010
Other sorts (L.I.L.S.)—										
United Kingdom	Lbs. 546	Lbs. 2,787	Lbs. 1,827	Lbs. 224	Lbs. 1,416	14,460	94,750	18,520	2,000	29,458
Aden and Dependencies	250	1,350
Straits Settlements (including Labuan)	113	2	50	2,200	20	700	60	..
Hongkong	74	425	374	1,900
Tanganyika Territory	..	100	178	2,200	700
Other British Possessions	140	130	140	19	..	698	1,250	350	78	..
TOTAL BRITISH EMPIRE	1,123	3,444	1,695	243	1,416	18,982	1,00,120	20,270	2,138	29,458
Turkey, European	..	560	6,000
Mascat Territory and Trucial Oman	220	1,875	..
Other Native States in Arabia	11,860	10,100
Persia	70	88	50	158	..	1,400	298	550	1,224	..
Japan	750	2,920
Egypt*	166	224	500	1,000	3,000	3,500
United States of America—Via Atlantic Coast	221	249	3,845	7,140
Other Foreign Countries	..	300	20	915	50
TOTAL FOREIGN COUNTRIES	12,680	943	226	623	749	14,420	7,213	1,600	9,744	10,640
Share of Bengal	938	208	..	50	..	3,692	14,900	..	1,200	..
" Bombay	12,867	4,139	1,775	894	2,141	29,710	92,085	21,050	9,038	33,953
" Sind	..	43	46	70	348	470	1,224	..
" Madras	100	350
" Burma	62	24	620	1,140
TOTAL	13,803	4,387	1,921	1,066	2,165	33,402	1,07,333	21,870	11,982	40,098
Total value of Silk Manufactures (including Silk yarn)—										
United Kingdom	56,383	97,804	37,952	7,910	32,375
Gibraltar	16,377	2,600	1,000
Palestine	200	1,000	..
Aden and Dependencies	13,670	3,530	9,302	10,800	2,200
Mesopotamia	1,03,834	67,231	28,546	20,812	39,010
Bahrain Islands	20,290	34,690	67,070	23,150	36,921
Ceylon	22,294	14,154	5,950	9,099	7,213
Straits Settlements (including Labuan)	3,000	3,245	7,110	1,20,629	11,733
Hongkong	374	1,900	17,550	3,816	..
Egypt*	2,792
Cape of Good Hope	1,500
Natal	7,135	36,890	1,992	1,750	4,700
Zanzibar and Pemba	6,000	11,770	11,336	7,990	3,600
Kenya Colony	71,409	31,055	39,843	12,425	4,705
Tanganyika Territory	3,950	2,475	12,200	1,600	18,891
Anglo-Egyptian Sudan	2,000	1,000	2,400	3,300	..
Mauritius and Dependencies	25,802	10,800	1,100	4,084	8,750
Seychelles	1,500
Fiji Islands	2,963	..	1,290	..
Other British Possessions	500
TOTAL BRITISH EMPIRE	3,54,360	3,23,547	2,35,556	2,33,805	1,70,103
Germany	5,918	15	..	3,100	..
Netherlands	30,000	..
France	18,000	3,941	1,505	..
Switzerland	2,240	..
Italy	14,241	1,750
Austria	3,150

*Shown as a Foreign Country from 1923-24.

ARTICLES, AND COUNTRIES OF FINAL DESTINATION; ALSO SHARE OF EACH PROVINCE	QUANTITY					VALUE				
	1922-23	1923-24	1924-25	1925-26	1926-27	1922-23	1923-24	1924-25	1925-26	1926-27
Textiles—continued										
Silk—concluded										
MANUFACTURES—concluded										
<i>Total value of Silk Manu- factures (including Silk yarn)—continued</i>										
Turkey, European	—	—	—	—	—	..	8,250
Syria	—	—	—	—	—	3,350	100	1,400
Mascat Territory and Trucial Oman	—	—	—	—	—	1,06,809	92,851	1,02,540	92,116	86,964
Other Native States in Arabia	—	—	—	—	—	74,676	45,785	66,850	10,800	31,356
Persia	—	—	—	—	—	63,234	37,643	67,089	35,120	25,441
Java	—	—	—	—	—	..	900	4,600	..	1,500
Siam	—	—	—	—	—	2,641	3,100	250	..	1,500
China (exclusive of Hong- kong and Macao)	—	—	—	—	—	1,560	9,350	75	..	1,160
Japan	—	—	—	—	—	2,920	450	..	22	..
Egypt*	—	—	—	—	—	..	3,750	1,250	3,000	4,370
Tunis	—	—	—	—	—	8,800
Portuguese East Africa	—	—	—	—	—	10,900	7,662	8,500	2,780	11,500
Italian East Africa (Somal- land and Britrea)	—	—	—	—	—	2,150	3,500
United States of America— Via Atlantic Coast	—	—	—	—	—	..	3,200	..	3,645	19,664
Other Foreign Countries	—	—	—	—	—	250	220	50
TOTAL FOREIGN COUNTRIES	—	—	—	—	—	2,83,343	2,84,326	2,56,045	2,08,375	1,69,074
<i>Share of Bengal</i>	—	—	—	—	—	10,490	30,725	10,324	14,836	2,200
“ <i>Bombay</i>	—	—	—	—	—	6,30,399	5,37,164	4,66,837	4,06,991	3,25,497
“ <i>Sind</i>	—	—	—	—	—	686	3,694	9,530	10,459	430
“ <i>Madras</i>	—	—	—	—	—	30	1,347	350	740	1,330
“ <i>Burma</i>	—	—	—	—	—	6,603	943	5,310	4,354	8,720
TOTAL	—	—	—	—	—	6,38,208	5,57,973	4,91,001	4,37,180	3,39,177
<i>Total value of Silk, Raw and Manufactures</i>	—	—	—	—	—	8,10,327	8,75,507	7,50,294	5,10,000	4,61,840
Wool, raw (II. F)—										
United Kingdom	Lbs. 11,823,238	Lbs. 9,408,657	Lbs. 11,742,968	Lbs. 9,534,690	Lbs. 9,350,850	77,94,956	65,89,471	93,44,218	73,44,084	67,75,361
Mauritius and Dependencies	125	200
TOTAL BRITISH EMPIRE	11,823,413	9,408,667	11,742,968	9,534,690	9,350,850	77,95,156	65,89,471	93,44,218	73,44,084	67,75,361
Germany	5,712	9,788	..	25,200	..	4,080	7,500	..	22,000	..
Netherlands	26,139	70	16,000	105
France	6,720	33,986	54,439	7,392	24,441	2,400	9,900	35,460	7,700	128,200
Italy	3,590	1,662
Turkey, Asiatic	4,100	1,000
Egypt*	—	39,470	—	33,000
United States of America— Via Atlantic Coast	1,844,908	1,578,125	1,717,984	1,926,767	3,278,798	11,11,627	8,74,739	13,94,192	10,46,227	25,34,962
Other Foreign Countries	4	..	112	28	..	6	..	50	24	..
TOTAL FOREIGN COUNTRIES	1,861,444	1,625,384	1,772,585	1,935,516	3,342,779	11,19,113	8,93,801	14,29,792	10,91,951	25,92,167
<i>Share of Bengal</i>	1,336,303	2,591,599	3,765,822	2,433,580	3,617,984	5,73,953	12,37,973	22,37,532	16,42,564	20,01,327
“ <i>Bombay</i>	22,637	37,296	230,734	1,391,768	15,792	12,730	12,100	2,23,175	10,43,112	12,850
“ <i>Sind</i>	12,326,017	3,495,166	3,468,947	7,659,353	9,960,753	33,37,581	61,44,994	32,53,163	63,50,359	73,53,361
TOTAL	13,684,357	11,034,041	13,515,553	11,520,206	12,602,629	89,14,269	74,83,372	1,07,73,920	90,36,035	93,67,523

* Shown as a Foreign Country from 1923-24.

GENERAL EXPORTS

(960)

FOREIGN MERCHANDISE

No. 15—continued

ARTICLES, AND COUNTRIES OF FINAL DESTINATION; ALSO SHARE OF EACH PROVINCE	QUANTITY					VALUE				
	1922-23	1923-24	1924-25	1925-26	1926-27	1922-23	1923-24	1924-25	1925-26	1926-27
Textiles—continued										
Wool—continued										
MANUFACTURES—										
Piece-goods (III. T)—	Yards	Yards	Yards	Yards	Yards	R	R	R	R	R
United Kingdom	27,861	3,096	6,565	2,404	12,071	1,67,461	11,049	23,673	9,182	23,99
Aden and Dependencies	24	..	265	..	1,691	40	..	300	..	8,905
Mesopotamia	32,274	4,338	1,480	767	2,424	1,57,653	26,953	5,693	3,185	11,236
Bahrain Islands	750	6,994	12,226	..	1,166	5,084	17,994	26,060	..	6,061
Ceylon Straits Settlements (including Labuan).	31,790	38,347	30,971	41,801	23,036	93,081	62,320	56,752	65,774	31,382
Hongkong	9,888	1,691	52	23,097	10,620	126
Natal	628	..	920	1,800	..	1,000
Zanzibar and Pemba	400	1,189	4,818	1,328	..	884	6,680	15,550	5,515
Kenya Colony	6,032	20,856	7,525	3,233	2,608	8,204	45,640	15,448	8,565	4,250
Tanganyika Territory	402	1,800	1,800	8,345
Anglo-Egyptian Sudan	300	300	..	1,000	675	..
Mauritius and Dependencies	48,463	41,490	1,836	12,218	2,236	1,60,384	95,930	3,540	14,820	2,775
Seychelles	394	1,000
Victoria	1,922	10,150
New South Wales	5,249	18,800
Australian Commonwealth (Total)	5,249	1,922	18,800	10,150
Fiji Islands	100	743	160	1,045
Other British Possessions	62	68	250	300
TOTAL BRITISH EMPIRE	167,299	121,735	63,393	66,338	51,377	6,46,514	2,85,226	1,41,801	1,21,186	1,06,926
Germany	126	2,386	625	18,001
Netherlands	5,608	220	129	58,657	836	518
Belgium	864	4,805
France	413	1,475	673	2,431
Syria	700	1,400
Maskat Territory and Trucial Oman	100	..	732	7,057	600	125	..	2,100	18,100	2,000
Other Native States in Arabia	3,020	..	1,700	..	415	6,980	..	1,956	..	1,200
Persia	42,026	24,421	45,777	48,285	36,548	1,96,964	74,123	1,23,215	1,20,587	1,20,146
Sumatra	260	1,000
Siam	712	1,000	..
China (exclusive of Hongkong and Macao)	1,995	330	247	257	..	7,200	1,882	1,253	1,384	..
Japan	7,828	7,083	22,188	6,624
Egypt*	2,168	10,556
Portuguese East Africa	256	2,882	..	572	836	1,205	4,040	..	600	1,275
Other Foreign Countries	125	86	292	..	1,776	300	243	5,105	..	500
TOTAL FOREIGN COUNTRIES	60,958	30,847	48,743	57,642	52,112	2,93,619	93,244	1,33,629	1,28,805	1,52,660
Share of Bengal	10,019	..	285	636	3,550	19,756	..	608	2,833	6,622
.. Bombay	206,462	146,772	99,819	115,600	33,698	8,56,826	3,46,063	2,42,849	2,34,530	2,14,050
.. Sind	9,345	4,771	11,708	7,549	8,786	58,001	31,976	31,343	21,098	30,596
.. Madras	10	105
.. Burma	1,931	2,029	334	295	7,455	3,550	1,331	630	1,475	3,058
TOTAL	228,257	152,582	112,146	123,980	103,489	9,40,133	3,78,470	2,75,430	2,60,991	2,59,526
Shawls (III. T)—	No.	No.	No.	No.	No.					
United Kingdom	16	24	..	520	4,525	..
Bahrain Islands	2,232	5,400	588	720	..	7,880	14,900	2,556	1,975	..
Ceylon Straits Settlements (including Labuan)	72	160	187	503	411	605	1,500	1,365	3,230	1,440
Federated Malay States	1,050	6,170
Kenya Colony	400	..	50	1,250	..	300
Other British Possessions	234	..	50	24	..	500	..	400	200	..
TOTAL BRITISH EMPIRE	2,784	6,541	2,326	2,176	2,414	11,198	23,456	12,041	16,450	11,840
Germany	61	1	1,700	30
Belgium	1,719	7,006
Italy	722	4,200
Turkey, European	750	300	120	3,500	7,000	2,000
Maskat Territory and Trucial Oman	50	1,525	2,100	5,155	747	850	3,690	9,356	26,784	2,306
Other Native States in Arabia	3,533	100	26,375	1,206
Persia	2	912	1	..	49	300	6,225	250	..	706
Egypt*	334	1,200
Other Foreign Countries	43	36	100	615	300	650	..
TOTAL FOREIGN COUNTRIES	3,035	2,480	3,043	5,616	2,736	27,525	10,580	23,806	36,134	13,22

* Shown as a Foreign Country from 1923-24.

No. 15—continued

ARTICLES, AND COUNTRIES OF FINAL DESTINATION; ALSO SHARE OF EACH PROVINCE	QUANTITY					VALUE				
	1922-23	1923-24	1924-25	1925-26	1926-27	1922-23	1923-24	1924-25	1925-26	1926-27
	No.	No.	No.	No.	No.	R	R	R	R	R
Textiles—continued										
Wool—continued										
MANUFACTURES—continued										
Shawls (III. T)—continued										
Share of Bengal	66	181	—	210	80	388	906	—	1,500	380
„ Bombay	6,337	3,327	722	7,221	2,047	37,315	32,725	4,580	42,334	7,560
„ Sind	15	—	5,547	361	1,940	500	—	31,267	8,700	10,132
„ Madras	1	3	—	—	1,143	20	225	—	—	7,100
TOTAL	6,419	9,021	6,269	7,792	5,150	38,723	33,826	35,847	52,534	23,078
Other sorts (III. T)—	Lbs.	Lbs.	Lbs.	Lbs.	Lbs.					
United Kingdom	492,989	1,047,296	1,004,836	1,245,768	1,180,370	25,69,938	40,21,036	46,91,209	52,03,836	40,69,691
Palestine	1,484	1,996	4,480	1,900	2,256	6,900	7,700	16,400	5,080	11,410
Aden and Dependencies	1,680	336	230	750	1,205	2,815	400	1,150	1,110	820
Mesopotamia	1,482	7,400	6,535	670	2,742	3,612	31,428	30,239	2,668	12,330
Bahrain Islands	30	910	595	206	2,094	350	3,200	3,020	525	4,055
Ceylon	6,068	5,252	5,505	3,297	2,505	12,402	5,895	20,065	13,056	7,585
Straits Settlements (including Labuan)	1,697	1,976	349	3,681	3,241	9,730	4,735	1,905	9,216	9,598
Federated Malay States	—	—	—	1,230	—	—	—	—	1,033	—
Hongkong	1,578	1,562	1,913	2,907	—	4,000	10,318	5,716	19,186	—
Egypt *	73,548	—	—	—	—	4,45,770	—	—	—	—
Natal	18,221	2,360	1,239	300	1,698	63,086	11,896	5,220	700	4,044
Kenya Colony	540	1,957	1,414	1,245	628	3,050	4,965	1,275	3,040	1,840
Anglo-Egyptian Sudan	4,766	115	250	—	40	14,300	800	582	—	200
Tanganyika Territory	90	—	—	378	849	250	—	—	1,200	1,910
Canada— Via Atlantic Coast	866	—	26	—	—	1,785	—	180	—	—
„ Pacific „	548	900	—	—	148	1,222	3,141	—	—	505
British West India Islands	392	—	—	—	163	4,350	—	—	—	1,600
Western Australia	—	—	—	460	—	—	—	—	3,080	—
South Australia (including Northern Territory)	20	20	—	840	628	60	120	—	4,200	6,202
Victoria	—	6,540	—	—	—	—	15,585	—	—	—
New South Wales	—	2,752	15	6,272	7,358	—	8,510	75	40,134	18,070
Australian Commonwealth (Total)	20	9,512	16	7,872	7,979	60	24,215	75	47,364	24,968
New Zealand (including Nauru and British Samoa)	—	306	—	55	—	—	1,687	—	840	—
Other British Possessions	20	394	50	100	646	108	664	240	930	1,520
TOTAL BRITISH EMPIRE	605,817	1,082,574	1,087,425	1,270,169	1,207,050	31,44,428	50,32,024	47,77,280	54,11,019	41,41,677
Germany	3,277	1,288	3,443	2,941	5,026	12,670	5,600	16,150	17,020	22,845
Netherlands	2,882	1,643	2,616	204	4,729	15,699	7,079	19,500	1,000	12,145
Belgium	60	566	280	402	110	1,000	1,050	300	1,088	975
France	3,814	4,119	4,559	11,403	16,271	19,580	25,000	29,042	58,438	88,680
Switzerland	1,185	—	336	896	5,635	6,600	—	2,250	4,350	22,625
Italy	420	1,696	2,612	12,845	3,197	3,965	16,200	11,592	80,670	10,765
Austria	—	—	—	313	—	—	—	—	1,000	—
Czechoslovakia	—	—	—	750	—	—	—	—	3,225	—
Roumania	—	280	—	—	—	—	1,500	—	—	—
Turkey, European	296,996	359,700	452,987	408,401	233,423	13,57,058	17,08,895	19,41,142	17,21,997	8,59,132
Syria	4,096	672	2,552	43,747	39,040	39,038	4,200	11,000	2,18,605	1,12,774
Smyrna	3,605	—	—	100	319	13,856	—	—	200	912
Mascat Territory and Trucial Oman	839	2,411	396	1,360	284	3,450	2,075	2,548	6,646	925
Other Native States in Arabia	10,135	412	1,900	735	601	26,763	1,728	4,200	1,120	1,755
Peria	3,728	3,214	3,404	3,528	4,192	24,086	22,080	19,610	11,194	11,228
Java	—	—	30	224	827	—	—	100	650	2,800
Siam	—	656	—	85	—	—	1,690	—	180	—
Philippine Islands and Guam	—	1,232	1,008	606	400	—	2,950	2,367	1,500	1,120
China (exclusive of Hongkong and Macao)	1,700	1,232	—	364	1,420	11,100	6,400	—	2,200	6,100
Egypt *	—	85,974	39,775	67,533	97,956	—	3,12,854	1,79,570	4,17,453	5,02,525
Portuguese East Africa (Malani East Africa, (Somaliland and Brites))	1,632	1,142	352	1,431	2,275	6,500	5,235	1,439	5,070	3,425
United States of America— Via Atlantic Coast	434,964	357,135	586,454	585,270	612,411	20,01,193	18,98,964	33,19,257	33,21,226	27,60,738
„ Pacific „	346	112	—	—	700	1,570	956	—	—	6,000
Hawaii	—	—	—	1,632	380	—	—	—	5,544	2,375
Other Foreign Countries	—	50	306	140	120	—	100	825	850	200
TOTAL FOREIGN COUNTRIES	769,379	829,698	1,103,564	1,144,560	1,031,294	35,53,923	40,26,316	55,03,099	58,46,015	44,33,194

* Shown as a Foreign Country from 1923-24.

GENERAL EXPORTS.

(962)

FOREIGN MERCHANDISE

No. 15—continued

ARTICLES, AND COUNTRIES OF FINAL DESTINATION; ALSO SHARE OF EACH PROVINCE	QUANTITY					VALUE				
	1922-23	1923-24	1924-25	1925-26	1926-27	1922-23	1923-24	1924-25	1925-26	1926-27
Textiles—continued						R	R	R	R	R
Wool—continued										
MANUFACTURES—continued										
Other sorts (L.I. T)—continued										
	Lbs.	Lbs.	Lbs.	Lbs.	Lbs.					
Share of Bengal	9,242	12,785	2,595	3,671	14,247	29,450	43,579	12,297	22,260	26,584
" Bombay	342,913	944,737	392,907	1,229,369	1,255,281	20,42,422	44,07,964	37,55,129	50,55,336	42,00,004
" Sind	1,014,038	645,164	1,222,240	1,160,022	951,169	46,15,692	45,21,297	65,62,461	61,52,291	43,22,251
" Madras	1,223	1,305	133	2,912	3,011	4,277	3,225	1,020	3,859	5,301
" Burma	1,780	7,881	11,174	3,704	13,705	5,510	11,535	7,343	3,722	21,911
TOTAL	1,875,196	1,012,272	2,196,049	2,414,720	2,238,353	66,98,351	90,58,340	1,08,40,370	1,12,59,034	85,75,071
Total value of Woollen Manufactures—										
United Kingdom	—	—	—	—	—	27,37,919	49,32,084	47,14,832	53,17,543	40,83,681
Palestine	—	—	—	—	—	6,900	7,700	16,490	5,650	11,411
Aden and Dependencies	—	—	—	—	—	2,355	400	1,450	1,110	9,721
Mesopotamia	—	—	—	—	—	1,61,365	55,376	35,922	6,048	23,621
Bahrain Islands	—	—	—	—	—	13,314	30,094	31,636	2,500	10,121
Ceylon	—	—	—	—	—	1,06,178	70,215	78,202	82,660	40,201
Straits Settlements (including Labuan)	—	—	—	—	—	23,073	14,727	8,820	17,211	15,751
Federated Malay States	—	—	—	—	—	—	—	—	1,633	6,171
Hongkong	—	—	—	—	—	27,697	20,938	5,710	10,136	121
Egypt*	—	—	—	—	—	4,45,770	—	—	—	—
Natal	—	—	—	—	—	63,036	11,896	7,120	700	5,041
Zanzibar and Pemba	—	—	—	—	—	33	1,348	6,920	15,550	6,251
Kenya Colony	—	—	—	—	—	11,314	50,605	17,973	11,605	6,391
Tanganyika Territory	—	—	—	—	—	250	—	—	3,000	10,251
Anglo-Egyptian Sudan	—	—	—	—	—	15,360	800	582	675	201
Mauritius and Dependencies	—	—	—	—	—	1,60,859	95,980	3,940	14,320	2,771
Seychelles	—	—	—	—	—	—	200	1,000	—	—
Canada—										
Via Atlantic Coast	—	—	—	—	—	1,785	—	150	—	—
" Pacific "	—	—	—	—	—	1,222	3,141	—	—	501
British West India Islands	—	—	—	—	—	4,350	—	—	—	1,601
Western Australia	—	—	—	—	—	—	—	—	3,080	—
South Australia (including Northern Territory)	—	—	—	—	—	—	120	—	—	—
Victoria	—	—	—	—	—	60	25,785	—	4,200	6,291
New South Wales	—	—	—	—	—	13,800	8,510	75	40,134	18,671
Australian Commonwealth (Total)	—	—	—	—	—	13,860	34,365	75	47,364	24,961
New Zealand (including Nauru and British Samoa)	—	—	—	—	—	—	1,637	—	340	—
Fiji Islands	—	—	—	—	—	—	—	—	160	1,041
Other British Possessions	—	—	—	—	—	—	250	300	950	781
TOTAL BRITISH EMPIRE	—	—	—	—	—	88,02,140	55,40,706	49,31,122	55,43,055	42,60,641
Germany	—	—	—	—	—	12,670	5,000	16,150	19,315	35,371
Netherlands	—	—	—	—	—	74,356	7,079	19,500	1,836	12,661
Belgium	—	—	—	—	—	1,000	1,050	800	1,638	12,211
France	—	—	—	—	—	19,580	25,000	29,042	54,106	91,011
Switzerland	—	—	—	—	—	6,600	—	2,250	4,350	22,611
Italy	—	—	—	—	—	3,965	16,200	15,792	50,670	10,711
Austria	—	—	—	—	—	—	—	—	1,080	—
Czechoslovakia	—	—	—	—	—	—	—	—	3,225	—
Roumania	—	—	—	—	—	—	1,500	—	—	—
Turkey, European	—	—	—	—	—	12,57,058	17,08,805	19,49,642	17,28,997	3,61,111
Syria	—	—	—	—	—	39,088	5,600	11,000	2,18,695	1,12,711
Smyrna	—	—	—	—	—	13,658	—	—	201	911
Maskat Territory and Trucial Oman	—	—	—	—	—	4,425	6,365	14,002	48,529	5,211
Other Native States in Arabia	—	—	—	—	—	70,118	1,728	6,156	1,120	4,111
Persia	—	—	—	—	—	2,21,350	1,02,378	1,42,475	1,31,781	1,32,011
Sumatra	—	—	—	—	—	—	1,000	—	—	—
Java	—	—	—	—	—	300	330	100	650	2,311
Siam	—	—	—	—	—	—	1,690	—	1,180	—
Philippine Islands and Guam	—	—	—	—	—	—	2,950	2,867	1,500	1,111
China (excluding of Hongkong and Macao)	—	—	—	—	—	18,300	3,282	1,253	3,584	6,111
Japan	—	—	—	—	—	22,188	100	—	—	6,611
Egypt*	—	—	—	—	—	—	3,23,410	1,30,770	4,17,453	5,02,511
Portuguese East Africa	—	—	—	—	—	7,705	9,275	1,739	5,670	5,311

* Shown as a Foreign Country from 1923-24.

No. 15—continued

ARTICLES, AND COUNTRIES OF FINAL DESTINATION; ALSO SHARE OF EACH PROVINCE	QUANTITY					VALUE				
	1922-23	1923-24	1924-25	1925-26	1926-27	1922-23	1923-24	1924-25	1925-26	1926-27
						R	R	R	R	R
<i>Textiles—concluded</i>										
<i>Wool—concluded</i>										
<i>MANUFACTURES—concluded</i>										
<i>Total value of Woollen</i>										
<i>Manufactures—continued</i>										
Italian East Africa (Somal- land and Eritrea)	—	—	—	—	—	..	3,800	3,800	600	3,200
United States of America— Via Atlantic Coast	—	—	—	—	—	20,01,193	13,08,492	33,24,362	33,21,228	27,01,238
Pacific	—	—	—	—	—	1,570	958	6,000
Hawaii	—	—	—	—	—	6,544	3,375
Other Foreign Countries	—	—	—	—	—	825	1,000	200
TOTAL FOREIGN COUNTRIES	—	—	—	—	—	21,52,763	14,09,450	34,08,187	34,28,772	28,01,733
<i>Share of Bengal</i>	—	—	—	—	—	50,094	48,435	12,905	26,648	32,628
Bombay	—	—	—	—	—	29,35,563	47,86,807	40,03,618	53,42,760	44,21,814
Sind	—	—	—	—	—	46,72,193	46,23,973	66,29,071	61,23,029	43,62,933
Madras	—	—	—	—	—	4,397	3,815	1,080	3,229	12,408
Burma	—	—	—	—	—	15,060	12,916	7,973	10,263	29,272
TOTAL	—	—	—	—	—	76,77,207	94,70,796	1,06,61,647	1,16,71,669	88,59,076
<i>Total value of Wool and</i>										
<i>Woolens</i>	—	—	—	—	—	1,65,91,476	1,69,54,068	2,14,25,567	2,06,07,644	1,82,27,208
Other textiles— Raw (II. Q)—										
United Kingdom	441	7,050
Germany	2	80
Share of Bengal	441	7,050
Sind	2	80
TOTAL	441	..	2	7,050	..	80
<i>Manufactures (III. U)—</i>										
United Kingdom	—	—	—	—	—	28,618	..	3,747	7,000	31,817
Aden and Dependencies	—	—	—	—	—	..	2,320	1,600	35,215	22,615
Mesopotamia	—	—	—	—	—	20,785	3,886	9,261	4,763	4,445
Bahrain Islands	—	—	—	—	—	..	2,220	12,656	7,000	5,000
Ceylon	—	—	—	—	—	64,485	59,421	1,45,186	2,15,458	1,00,488
Straits Settlements (including Labuan)	—	—	—	—	—	6,921	24,910
Federated Malay States	—	—	—	—	—	14,701
Hongkong	—	—	—	—	—	2,050
Natal	—	—	—	—	—	..	700	1,300	..	1,800
Zanzibar and Pemba	—	—	—	—	—	..	4,115	1,500	18,895	27,901
Kenya Colony	—	—	—	—	—	..	14,500	9,380	16,596	36,787
Tanganyika Territory	—	—	—	—	—	..	1,450	8,220	9,312	22,271
Mauritius and Dependencies	—	—	—	—	—	2,285	..	9,975	16,790	30,525
TOTAL BRITISH EMPIRE	—	—	—	—	—	1,14,168	99,612	2,05,975	3,40,000	3,32,647
Germany	—	—	—	—	—	1,600	6,542
Netherlands	—	—	—	—	—	15	..	50,584
Belgium	—	—	—	—	—	18,375
France	—	—	—	—	—	1,200
Portugal	—	—	—	—	—	2,800
Italy	—	—	—	—	—	100	6,520
Native States in Arabia (other than Muscat territory and Trucial Oman)	—	—	—	—	—	..	11,527	1,190	600	10,650
Persia	—	—	—	—	—	39,515	76,519	1,27,657	1,18,265	1,05,141
Java	—	—	—	—	—	1,075
Slam	—	—	—	—	—	5,023	..	20,972
Portuguese East Africa	—	—	—	—	—	..	11,800	2,122	..	15,450
United States of America— Via Atlantic Coast	—	—	—	—	—	5,147
Other Foreign Countries	—	—	—	—	—	160	609	..
TOTAL FOREIGN COUNTRIES	—	—	—	—	—	42,315	99,856	1,27,242	1,21,174	2,4,681
<i>Share of Bengal</i>	—	—	—	—	—	1,266	22,921	..
Bombay	—	—	—	—	—	1,03,050	1,69,777	2,71,497	3,20,228	4,92,771
Sind	—	—	—	—	—	82,167	29,691	66,875	50,274	40,127
Madras	—	—	—	—	—	22	5,148	30,056
Burma	—	—	—	—	—	6,823	1,365	4,274
TOTAL	—	—	—	—	—	1,56,483	1,99,468	3,42,817	4,61,174	5,73,228
<i>Total value of Textiles, Raw</i>										
<i>Materials</i>	—	—	—	—	—	3,93,95,920	2,13,28,645	3,50,89,764	2,53,17,063	1,31,20,577
<i>Total value of Yarns and</i>										
<i>Textile Fabrics</i>	—	—	—	—	—	1,61,06,922	2,96,90,893	3,31,78,631	2,24,55,315	2,23,22,030
<i>Total value of Textiles, Raw</i>										
<i>and Manufactures</i>	—	—	—	—	—	5,54,92,842	5,10,19,538	7,32,68,395	5,47,72,378	3,54,42,607

GENERAL EXPORTS

FOREIGN MERCHANDISE

(964)

No. 15—continued

ARTICLES, AND COUNTRIES OF FINAL DESTINATION; ALSO SHARE OF EACH PROVINCE	QUANTITY					VALUE				
	1922-23	1923-24	1924-25	1925-26	1926-27	1922-23	1923-24	1924-25	1925-26	1926-27
Tobacco—										
Unmanufactured (L. J)—	Lbs	Lbs	Lbs	Lbs	Lbs	R	R	R	R	R
United Kingdom	1,672	..	52,645	..	1,035	1,254	..	53,294	..	918
Aden and Dependencies	4,201	20,058	10,116	..	154	5,000	20,094	10,116	..	440
Mesopotamia	4,864	..	10	4,800	..	70	..
Egypt*	73,648	—	—	—	—	72,701	—	—	—	—
TOTAL BRITISH EMPIRE	79,521	24,922	62,761	10	1,189	79,015	24,894	63,410	70	1,358
Turkey, European	6,272	6,300
Syria	2,394	15,710	10,322	1,700	17,080	10,322
Smyrna	24,234	24,153
China (exclusive of Hongkong and Macao)	25,492	476	21,829	168	..
Egypt*	—	160,096	102,958	—	1,60,988	1,14,260
United States of America—										
Via Atlantic Coast	13,601	440	39,991	..	1,777	13,760	460	40,706	..	1,719
Other Foreign Countries	5	808	171	10	868	308
TOTAL FOREIGN COUNTRIES	40,324	177,063	185,206	476	1,777	39,623	1,88,296	1,93,725	168	1,719
Share of Bengal	118,123	476	2,812	1,16,329	168	2,637
" Bombay	118,173	201,986	129,668	..	154	1,17,389	2,13,190	1,40,998	..	440
" Sind	1,672	10	..	1,254	70	..
" Madras	171	308
TOTAL	119,845	201,935	247,967	486	2,966	1,18,643	2,13,190	2,57,135	236	3,077
Manufactured (L. J)—	Lbs	Lbs	Lbs	Lbs	Lbs					
United Kingdom	11,736	14,349	5,717	8,226	4,368	39,397	33,789	8,594	23,928	12,288
Aden and Dependencies	23,336	3,108	10,703	10,811	6,746	76,928	15,008	29,874	19,148	29,382
Mesopotamia	14,342	3,097	1,597	2,310	873	69,630	13,007	8,270	9,598	2,857
Bahrain Islands	3,188	2,089	488	244	..	24,116	13,099	3,312	400	..
Ceylon	38,733	907	590	51	1,607	18,331	1,555	4,558	202	9,564
Straits Settlements (including Labuan)	1,595	25,221	1,199	172	1,008	6,470	8,997	4,575	425	3,536
Hongkong	2,209	1,189	..	118	1,220	21,717	3,505	..	88	3,876
Egypt*	4,217	—	—	—	—	15,847	—	—	—	—
Zanzibar and Pemba	3,250	7,056	55	9,200	3,223	212
Kenya Colony	2,723	125	7,420	400
Mauritius and Dependencies	200	1,008	400	2,969
Western Australia	150	53	52	165	200	200
South Australia (including Northern Territory)	30	..	147	113	..	360	..
Victoria	27	200
New South Wales	270	..	43	704	..	145	..
Queensland	101	164	420	396
Australian Commonwealth (Total)	177	300	..	344	216	365	317	..	1,125	696
New Zealand (including Niuru and British Samoa)	923	2,003	662	1,733	1,295	3,138	6,289	2,175	5,837	5,900
Other British Possessions	249	83	2	51	539	902	160	34	180	514
TOTAL BRITISH EMPIRE	106,878	60,535	20,958	24,058	17,927	2,93,860	1,06,723	61,392	60,931	68,720
Germany	272	1,935	..
Maskat Territory and Trucial Oman	3,493	1,599	2,072	540	733	13,911	10,269	15,286	607	3,874
Other Native States in Arabia	715	2,805	670	151	122	5,756	14,932	1,620	427	880
Persia	8,591	6,300	1,891	855	302	46,454	41,269	11,505	4,369	1,628
Hojam Island	15	230	77	10	70	126	1,671	750	64	370
Java	10	224	4	78	1,900	90
Egypt*	—	5,070	699	668	24	—	15,308	2,623	2,006	750
United States of America—										
Via Atlantic Coast	2,555	..	9,650	..	175	5,587	..	42,104	..	430
Other Foreign Countries	387	460	1,206	62	27	1,452	1,250	661	230	264
TOTAL FOREIGN COUNTRIES	15,766	16,933	16,269	2,563	1,453	73,363	86,529	74,644	9,633	8,696

* Shown as a Foreign Country from 1923-24.

No. 15—continued

ARTICLES, AND COUNTRIES OF FINAL DESTINATION; ALSO SHARE OF EACH PROVINCE	QUANTITY					VALUE				
	1922-23	1923-24	1924-25	1925-26	1926-27	1922-23	1923-24	1924-25	1925-26	1926-27
	Lbs	Lbs	Lbs	Lbs	Lbs	R	R	R	R	R
Tobacco—continued.										
Manufactured—continued.										
Share of Bengal	50,597	47,543	11,663	3,128	3,993	73,870	61,443	22,435	14,536	14,919
„ Bombay	43,320	19,653	21,113	12,341	6,451	1,94,670	1,10,464	1,00,991	37,669	30,816
„ Sind	17,438	1,644	1,676	256	302	63,559	9,961	6,822	1,130	4,114
„ Madras	7,506	8,678	1,420	5,891	6,914	20,759	31,438	4,429	17,303	23,891
„ Burma	3,783	..	1,365	..	1,220	16,265	..	1,359	..	3,876
TOTAL	122,644	77,523	37,227	26,616	19,860	3,67,223	1,93,322	1,36,036	70,569	77,416
TOTAL TOBACCO	Lbs 242,489	Lbs 279,508	Lbs 286,194	Lbs 27,102	Lbs 22,346	R 4,85,866	R 4,06,512	R 3,93,171	R 70,807	R 80,493
Toys and Requisites for Games and Sports (in- cluding Fishing Tackle, other than Fire-arms) (III. V)—										
United Kingdom	—	—	—	—	—	73,453	1,22,230	24,658	46,227	51,841
Adan and Dependencies	—	—	—	—	—	3,637	2,326	2,336	3,250	625
Mesopotamia	—	—	—	—	—	28,001	16,472	7,006	3,121	7,934
Bahrain Islands	—	—	—	—	—	2,221	6,765	7,236	2,735	1,938
Ceylon Straits Settlements (includ- ing Labuan)	—	—	—	—	—	8,876	4,069	10,123	1,268	4,442
Egypt*	—	—	—	—	—	480	—	—	—	—
Cape of Good Hope	—	—	—	—	—	263	1,800	920	870	906
Natal	—	—	—	—	—	800	4,866	3,709	1,150	1,180
Zanzibar and Pemba	—	—	—	—	—	2,615	3,976	4,101	1,800	823
Kenya Colony	—	—	—	—	—	1,461	3,266	6,580	3,112	5,895
Tanganyika Territory	—	—	—	—	—	8,500	3,816	2,486	2,522	1,800
Anglo-Egyptian Sudan	—	—	—	—	—	150	2,430	1,320	600	260
Mauritius and Dependencies	—	—	—	—	—	8,335	1,275	860	2,250	1,239
Seychelles	—	—	—	—	—	978	1,900	399	320	180
Canada—										
Via Pacific Coast	—	—	—	—	—	1,300
Western Australia	—	—	—	—	—	..	842	..	80	1,340
South Australia (including Northern Territory)	—	—	—	—	—	80	1,270	..	1,181	..
Victoria	—	—	—	—	—	6,504	2,222	..	470	..
New South Wales	—	—	—	—	—	4,329	..	1,275	..	730
Queensland	—	—	—	—	—	168
Australian Commonwealth (Total)	—	—	—	—	—	10,913	3,334	1,433	1,631	2,810
New Zealand (including Nauru and British Samoa)	—	—	—	—	—	5,145	2,912	1,752	405	78
Fiji Islands	—	—	—	—	—	1,623	600	14	80	140
Other British Possessions	—	—	—	—	—	683	110	100	723	146
TOTAL BRITISH EMPIRE						1,64,845	1,90,820	77,094	74,702	62,670
Germany	—	—	—	—	—	100	4,990	6,580	1,272	400
Netherlands	—	—	—	—	—	..	50	80	18	3,703
Belgium	—	—	—	—	—	3,000	995	..
Native States in Arabia, other than Maskat Territory and Trucial Oman	—	—	—	—	—	3,350	1,975	400	100	420
Persia	—	—	—	—	—	11,533	21,723	19,530	10,934	8,849
Siam	—	—	—	—	—	877	1,354	1,207	621	180
China (exclusive of Hongkong and Macao)	—	—	—	—	—	250	1,075	30	1,200	912
Japan	—	—	—	—	—	474	..	5,867	712	1,050
Egypt*	—	—	—	—	—	..	1,027	5,208	45	1,635
Portuguese East Africa	—	—	—	—	—	1,365	1,375	748	4,960	2,812
United States of America— Via Atlantic Coast	—	—	—	—	—	1,041	11,021	8,111	23,323	422
„ Pacific „	—	—	—	—	—	1,172	..
Other Foreign Countries	—	—	—	—	—	1,545	1,775	860	1,148	1,533
TOTAL FOREIGN COUNTRIES						23,535	46,262	42,561	46,502	18,943
Share of Bengal						23,405	19,030	16,912	8,167	22,774
„ Bombay	—	—	—	—	—	96,263	1,32,084	35,456	99,737	69,334
„ Sind	—	—	—	—	—	64,421	21,307	9,177	3,410	7,060
„ Madras	—	—	—	—	—	5,022	3,135	7,162	2,937	9,440
„ Burma	—	—	—	—	—	4,269	5,776	1,949	7,044	3,205
TOTAL						1,68,380	2,37,182	1,19,655	1,21,294	1,01,613

* Shown as a Foreign Country from 1923-24.

GENERAL EXPORTS

FOREIGN MERCHANDISE

(966)

No. 15—continued

ARTICLES, AND COUNTRIES OF FINAL DESTINATION; ALSO SHARE OF EACH PROVINCE	QUANTITY					VALUE				
	1922-23	1923-24	1924-25	1925-26	1926-27	1922-23	1923-24	1924-25	1925-26	1926-27
Umbrellas (including Parasols and Sunshades) (III. V)—	No.	No.	No.	No.	No.	R	R	R	R	R
Aden and Dependencies	700	270	432	324	..	2,325	1,260	1,050	1,000	..
Mesopotamia	648	2,172	..	12	540	1,510	7,550	..	40	2,384
Bahrain Islands	60	972	1,936	360	..	200	2,750	5,100	900	..
Ceylon	5,250	4,896	5,786	12,999	27,283	20,623	15,320	15,530	30,282	61,978
Straits Settlements (including Labuan)	848	282	2,760	..	1,880	1,604	704	1,770	..	3,900
Cape of Good Hope	264	300	1,040	1,500
Natal	264	481	..	312	..	1,030	1,022	..	650	..
Zanzibar and Pemba	1,488	1,320	8,328	7,668	4,692	5,600	3,240	20,065	14,185	6,300
Kenya Colony	1,476	2,028	4,682	6,201	11,415	4,650	5,050	7,900	8,700	15,740
Tanganyika Territory	372	84	6,559	6,840	14,220	1,200	500	11,075	9,330	17,660
Mauritius and Dependencies	9,456	300	34,050	1,600
Other British Possessions	25	28	306	410	727	169	154	424	623	1,430
TOTAL BRITISH EMPIRE	20,851	12,843	30,689	35,123	61,062	74,001	39,050	62,914	65,710	1,10,462
Italy	300	1,210	..
Mascat Territory and Trucial Oman	192	900	312	548	2,300	780	..
Other Native States in Arabia	612	240	1,320	3,600	800	3,010
Persia	702	660	1,090	360	684	2,295	2,869	3,870	1,300	1,552
China (exclusive of Hongkong and Macao)	19,014	10,160	..	1	..	13,115	6,956	..	15	..
Portuguese East Africa	492	1,092	696	984	6,840	1,340	3,950	2,350	1,160	10,150
Other Foreign Countries	362	8	..	1,147	54	..
TOTAL FOREIGN COUNTRIES	21,182	12,344	2,686	1,965	8,844	21,497	15,123	6,020	4,500	14,712
Share of Bengal	888	96	13	..	252	2,293	560	181	..	495
" <i>Bombay</i>	21,571	14,387	30,577	35,722	67,779	79,388	46,439	68,330	67,430	1,20,341
" <i>Sind</i>	73	40	..	280	100	..
" <i>Madras</i>	3	24	7	1,321	1,749	6	120	29	2,821	3,988
" <i>Burma</i>	19,498	10,130	2,778	8	126	13,551	7,054	1,894	3	350
TOTAL	42,033	25,187	33,375	37,091	69,906	95,498	54,173	70,934	70,219	1,25,154
Articles (excluding Locomotives, etc., for Railways)—										
Carriages and carts (excluding Railway carriages) and parts thereof (III. F)—										
United Kingdom	—	—	—	—	—	7,54,666	4,68,449	3,82,608	1,38,992	1,98,002
Aden and Dependencies	—	—	—	—	—	9,797	..	1,000	2,000	2,100
Mesopotamia	—	—	—	—	—	49,445	8,400	2,980	11,782	1,310
Bahrain Islands	—	—	—	—	—	37,039
Ceylon	—	—	—	—	—	2,07,184	41,101	64,315	67,387	1,67,906
Straits Settlements (including Labuan)	—	—	—	—	—	1,12,080	66,319	47,450	81,484	30,045
Federated Malay States	—	—	—	—	—	..	4,795	1,845
Hongkong	—	—	—	—	—	5,828	4,000	4,195
Egypt	—	—	—	—	—	1,400
Natal	—	—	—	—	—	11,910
Zanzibar and Pemba	—	—	—	—	—	3,633	765	..
Kenya Colony	—	—	—	—	—	9,095	..	2,110	..	7,750
Tanganyika Territory	—	—	—	—	—	1,655	850	..
Mauritius and Dependencies	—	—	—	—	—	..	9,127	1,015	2,600	..
Western Australia	—	—	—	—	—	240	525	..	3,000	..
South Australia (including Northern Territory)	—	—	—	—	—	2,500

* Shown as a Foreign Country from 1923-24.

No. 15—continued

ARTICLES, AND COUNTRIES OF FINAL DESTINATION; ALSO SHARE OF EACH PROVINCE	QUANTITY					VALUE				
	1922-23	1923-24	1924-25	1925-26	1926-27	1922-23	1923-24	1924-25	1925-26	1926-27
						R	R	R	R	R
Vehicles (excluding Locomotives, etc., for Railways)—continued										
<i>Carriages and carts (excluding railway carriages) and parts thereof (III. F)—continued</i>										
Victoria	—	—	—	—	—	67,375	..	13,500	2,240	..
New South Wales	—	—	—	—	—	73,236	3,002	7,500
<i>Australian Commonwealth (Total)</i>	—	—	—	—	—	1,30,261	3,623	21,000	2,246	2,500
Other British Possessions	—	—	—	—	—	450	800	60	669	60
TOTAL BRITISH EMPIRE	—	—	—	—	—	18,35,033	6,07,019	5,28,523	3,01,725	4,00,673
Germany	—	—	—	—	—	5,245	711	4,862	5,020	422
Netherlands	—	—	—	—	—	1,200	..	145	2,000	..
Belgium	—	—	—	—	—	1,250
France	—	—	—	—	—	10,735	17,000	100	2,520	23,068
Italy	—	—	—	—	—	1,004	2,000	400	2,414	10,859
Native States in Arabia other than Maskat Territory and Trucial Oman	—	—	—	—	—	43,150	800
Persia	—	—	—	—	—	54,926	30	645	4,305	180
Sumatra	—	—	—	—	—	2,069	2,000
Java	—	—	—	—	—	750	900	400	500	2,500
Siam	—	—	—	—	—	6,300
Philippine Islands and Cam	—	—	—	—	—	1,050
China (exclusive of Hongkong and Macao)	—	—	—	—	—	2,500	2,000	..
Japan	—	—	—	—	—	2,450	..	547	16,600	4,026
United States of America—										
<i>via Atlantic Coast.</i>	—	—	—	—	—	31,437	56,840	39,209	9,105	16,004
<i> " Pacific "</i>	—	—	—	—	—	..	11,281	800
Argentine Republic (including the Atlantic Coast of Patagonia)	—	—	—	—	—	1,500
Other Foreign Countries	—	—	—	—	—	971	420	790	..	87
TOTAL FOREIGN COUNTRIES	—	—	—	—	—	1,64,337	39,682	49,578	46,064	63,606
<i>State of Bengal</i>	—	—	—	—	—	5,34,099	4,70,197	3,55,335	1,22,775	3,30,764
<i> " Bombay</i>	—	—	—	—	—	6,24,052	..	6,323	3,391	6,307
<i> " Sind</i>	—	—	—	—	—	1,13,117	9,278	2,170	16,007	300
<i> " Madras</i>	—	—	—	—	—	1,24,515	50,842	1,46,354	22,336	30,243
<i> " Burma</i>	—	—	—	—	—	1,02,587	1,50,387	62,417	1,15,280	92,166
TOTAL	—	—	—	—	—	14,90,370	6,50,701	5,78,101	3,47,769	4,78,279
Ships, parts of (including Launches and Boats) (III. F)—										
United Kingdom	—	—	—	—	—	245	..	671	2,157	6,375
Aden and Dependencies	—	—	—	—	—	1,900	..
Ceylon	—	—	—	—	—	257	320	6,500
Straits Settlements (including Labuan)	—	—	—	—	—	1,200	135	4,000
Natal	—	—	—	—	—	..	10,020
Zanzibar and Pemba	—	—	—	—	—	4,356
Kenya Colony	—	—	—	—	—	700	60	213	444	2,523
Seychelles	—	—	—	—	—	1,350
Other British Possessions	—	—	—	—	—	600	..	123	341	647
TOTAL BRITISH EMPIRE	—	—	—	—	—	1,802	10,400	14,413	5,677	13,550
Belgium	—	—	—	—	—	45,073	..
Persia	—	—	—	—	—	2,100
Siam	—	—	—	—	—	2,000	..
Other Foreign Countries	—	—	—	—	—	500	362	1,106	340	175
TOTAL FOREIGN COUNTRIES	—	—	—	—	—	500	362	3,206	47,413	175

GENERAL EXPORTS

(968)

FOREIGN MERCHANDISE

No. 15—continued

ARTICLES AND COUNTRIES OF FINAL DESTINATION; ALSO SHARE OF EACH PROVINCE	QUANTITY					VALUE				
	1922-23	1923-24	1924-25	1925-26	1926-27	1922-23	1923-24	1924-25	1925-26	1926-27
Vehicles (excluding Locomotives, etc., for Railways)—concluded						R	R	R	R	R
Ships, parts of (including Launches and Boats) (III. P.)—continued										
Share of Bengal	—	—	—	—	—	..	100	80	600	2,000
.. " Bombay	—	—	—	—	—	1,320	10,442	10,330	49,798	7,550
.. " Sind	—	—	—	—	—	..	220	200	2,030	..
.. " Madras	—	—	—	—	—	482
.. " Burma	—	—	—	—	—	600	..	7,119	682	4,175
TOTAL	—	—	—	—	—	2,302	10,762	17,700	53,090	18,725
Others (III. P.) (a)—										
United Kingdom	—	—	—	—	—	—	8,72,803	3,53,660	2,25,167	2,85,074
Aden and Dependencies	—	—	—	—	—	—	18,853	16,250	15,252	6,733
Mesopotamia	—	—	—	—	—	—	39,899	1,852	4,05,842	11,611
Bahrain Islands	—	—	—	—	—	—	7,598	5,395	8,872	8,227
Ceylon	—	—	—	—	—	—	72,138	99,096	56,202	38,454
Straits Settlements (including Labuan)	—	—	—	—	—	—	33,369	7,760	2,635	12,820
Cape of Good Hope	—	—	—	—	—	—	1,120	..
Natal	—	—	—	—	—	—	795	3,000	2,985	2,415
Zanzibar and Pemba	—	—	—	—	—	—	1,500	3,000	1,980	1,200
Kenya Colony	—	—	—	—	—	—	9,300	60,452	32,400	2,185
Tanganyika Territory	—	—	—	—	—	—	1,900	1,000	450	50
Seychelles	—	—	—	—	—	—	..	400	925	1,515
Canada— Via Atlantic Coast	—	—	—	—	—	—	250	..	34,886	..
South Australia (including Northern Territory)	—	—	—	—	—	—	5,133
Victoria	—	—	—	—	—	—	700	5,500	1,000	3,400
New South Wales	—	—	—	—	—	—	14,125	..	5,020	1,000
Australian Commonwealth (Total)	—	—	—	—	—	—	19,253	5,500	6,020	4,400
Other British Possessions	—	—	—	—	—	—	500	..	1,405	386
TOTAL BRITISH EMPIRE	—	—	—	—	—	—	10,73,363	5,62,365	7,98,091	3,74,570
Sweden	—	—	—	—	—	—	5,000
Denmark	—	—	—	—	—	—	..	6,785
Germany	—	—	—	—	—	—	4,940	500	3,694	2,903
Netherlands	—	—	—	—	—	—	16,800	..
Luxemburg	—	—	—	—	—	—	..	78,150
France	—	—	—	—	—	—	7,500	..	8,028	1,89,970
Italy	—	—	—	—	—	—	100	80	4,550	3,175
Switzerland	—	—	—	—	—	—	..	6,000	..	23,625
Austria	—	—	—	—	—	—	1,525
Native States in Arabia other than Muscat Territory and Trucial Oman	—	—	—	—	—	—	600	70,228	11,850	18,520
Persia	—	—	—	—	—	—	41,681	25,185	85,581	1,66,777
Java	—	—	—	—	—	—	1,400	708
Philippine Islands and Guam	—	—	—	—	—	—	..	2,50,000
China (exclusive of Hong-kong and Macao)	—	—	—	—	—	—	..	1,500
Japan	—	—	—	—	—	—	18,290	400
Egypt*	—	—	—	—	—	—	..	4,200	..	390
Portuguese East Africa	—	—	—	—	—	—	1,000	13,800	2,800	1,400
United States of America— Via Atlantic Coast	—	—	—	—	—	—	5,050	100	24,555	14,636
.. " Pacific "	—	—	—	—	—	—	11,305	10,495
Other Foreign Countries	—	—	—	—	—	—	2,072	250	..	797
TOTAL FOREIGN COUNTRIES	—	—	—	—	—	—	98,868	4,67,377	1,57,353	3,74,121
Share of Bengal	—	—	—	—	—	—	1,42,576	2,50,000	51,386	..
.. " Bombay	—	—	—	—	—	—	8,45,589	6,96,071	7,49,915	5,73,703
.. " Sind	—	—	—	—	—	—	75,171	78,496	1,43,719	1,35,919
.. " Madras	—	—	—	—	—	—	44,720	7,175	3,289	13,629
.. " Burma	—	—	—	—	—	—	64,195	..	635	85,410
TOTAL	—	—	—	—	—	—	11,72,251	10,29,762	9,53,044	7,48,691
TOTAL VALUE OF VEHICLES	—	—	—	—	—	—	15,01,672	18,79,714	16,25,652	13,54,328

(a) Separately recorded from 1923-24.
* Shown as a Foreign Country from 1923-24.

No. 15—continued

ARTICLES, AND COUNTRIES OF FINAL DESTINATION; ALSO SHARE OF EACH PROVINCE	QUANTITY					VALUE				
	1922-23	1923-24	1924-25	1925-26	1926-27	1922-23	1923-24	1924-25	1925-26	1926-27
						R	R	R	R	R
Wax of all kinds (excluding candles) (II. A)—										
Cwts.										
United Kingdom	432	21	52	28,099	1,800	5,354
Hongkong	70	..	1	5,300	..	100
Zanzibar and Pemba	30	4,009	..
Other British Possessions	5	8	2	7	7	653	210	201	395	400
TOTAL BRITISH EMPIRE	507	24	55	37	7	34,052	1,710	5,655	4,395	400
France	28	1,680	..
Other Foreign Countries	2	..	7	..	6	101	47	700	..	600
TOTAL FOREIGN COUNTRIES	2	..	7	28	6	101	47	700	1,680	600
Share of Bengal	5	704
" Bombay	507	24	57	38	13	33,840	1,737	5,023	6,075	1,066
" Madras	2	403	..	23
TOTAL	509	24	62	65	13	34,243	1,787	6,355	6,075	1,066
Wood and Timber—										
TIMBER, other than RAILWAY SLEEPERS—										
Teals (II. B)—										
Cubic tons										
United Kingdom	22	10	7,450	3,500
Aden and Dependencies	1	8	24	6	..	291	2,408	6,664	1,767
Mesopotamia	42	11	14,656	4,223	..
Kenya Colony	14	2,227	..
Other British Possessions	3	1	5	525	..	25	257	1,250
TOTAL BRITISH EMPIRE	28	1	50	50	21	7,975	291	17,089	13,381	6,637
Italy	5	1,107	95
Persia	395	148	14	91	100	1,77,511	42,645	5,084	26,143	32,395
Other Foreign Countries	5	869	24
TOTAL FOREIGN COUNTRIES	395	158	14	91	100	1,77,511	44,621	5,108	26,143	32,490
Share of Bengal	22	7,450
" Bombay	393	158	64	141	121	1,78,038	44,912	22,197	39,524	39,027
TOTAL	420	159	64	141	121	1,85,488	44,912	22,197	39,524	39,027
Other Timber (II. B)—(a)										
Cubic tons										
United Kingdom	16	1	8,000	150
Aden and Dependencies	7	2,075
Mesopotamia	45	58	61	9,093	12,000	10,932
Bahrain Islands	10	2	89	2,640	710	4,600
Ceylon	9	2	26	510	161	1,488
Zanzibar and Pemba	1	650	300
TOTAL BRITISH EMPIRE	65	85	177	12,893	23,246	17,079

(a) Discontinued from 1925-26.

GENERAL EXPORTS

(970)

FOREIGN MERCHANDISE

No. 15 - continued

ARTICLES, AND COUNTRIES OF FINAL DESTINATION; ALSO SHARE OF EACH PROVINCE	QUANTITY					VALUE				
	1922-23	1923-24	1924-25	1925-26	1926-27	1922-23	1923-24	1924-25	1925-26	1926-27
Wood and Timber—continued						R	R	R	R	R
TIMBER, other than RAILWAY SLEEPERS—continued										
<i>Other Timber (II. E)—contd.</i>										
(a)	Cubic tons	Cubic tons	Cubic tons							
Maskat Territory and Trucial Oman	26	21	18	—	—	3,678	3,107	1,800	—	—
Other Native States in Arabia	5	10	..	—	—	495	1,098	..	—	—
Pemba	828	98	18	—	—	1,77,096	20,941	2,448	—	—
Other Foreign Countries	1	—	—	880	60	..	—	—
TOTAL FOREIGN COUNTRIES^a	858	129	26	—	—	1,81,649	25,206	4,248	—	—
<i>Share of Bengal</i>	..	16	1	—	—	..	8,000	150	—	—
.. <i>Bombay</i>	855	178	81	—	—	1,87,766	37,702	13,810	—	—
.. <i>Sind</i>	59	18	101	—	—	6,271	2,625	6,162	—	—
.. <i>Madras</i>	9	2	20	—	—	510	125	1,205	—	—
TOTAL	923	214	203	—	—	1,94,547	48,452	21,327	—	—
<i>Other kinds of wood and timber (II. E.)—(b)</i>										
United Kingdom	—	—	—	—	—	—	—	—	22,724	1,06
Mesopotamia	—	—	—	—	—	—	—	—	2,295	4,66
Bahrain Islands	—	—	—	—	—	—	—	—	2,860	5,11
Ceylon	—	—	—	—	—	—	—	—	4,565	2,96
Zanzibar and Pemba	—	—	—	—	—	—	—	—	1,000	..
Other British Possessions	—	—	—	—	—	—	—	—	290	70
TOTAL BRITISH EMPIRE	—	—	—	—	—	—	—	—	33,234	14,43
Maskat Territory and Trucial Oman	—	—	—	—	—	—	—	—	6,017	3,12
Pemba	—	—	—	—	—	—	—	—	13,408	3,50
Other Foreign Countries	—	—	—	—	—	—	—	—	700	9
TOTAL FOREIGN COUNTRIES	—	—	—	—	—	—	—	—	20,125	6,71
<i>Share of Bombay</i>	—	—	—	—	—	—	—	—	60,894	15,83
.. <i>Sind</i>	—	—	—	—	—	—	—	—	2,140	4,71
.. <i>Madras</i>	—	—	—	—	—	—	—	—	325	60
TOTAL	—	—	—	—	—	—	—	—	53,359	21,15
Wood, ornamental (II. E.)—										
United Kingdom	—	—	—	—	—	1,950	5,585
Aden and Dependencies	—	—	—	—	—	1,000	625
Ceylon	—	—	—	—	—	1,080	900	825	210	..
Straits Settlements (includ- ing Labuan)	—	—	—	—	—	1,462
Egypt*	—	—	—	—	—	600
Zanzibar and Pemba	—	—	—	—	—	990
Anglo-Egyptian Sudan	—	—	—	—	—	..	1,000
TOTAL BRITISH EMPIRE	—	—	—	—	—	4,580	8,060	3,077	210	..
Germany	—	—	—	—	—	..	11,200	27,386
Netherlands	—	—	—	—	—	1,030
Maskat Territory and Trucial Oman	—	—	—	—	—	1,100
China (exclusive of Hong- kong and Macao)	—	—	—	—	—	1,500
Egypt*	—	—	—	—	—	..	150	1,805
Other Foreign Countries	—	—	—	—	—	..	300	155
TOTAL FOREIGN COUNTRIES	—	—	—	—	—	..	11,650	32,426
<i>Share of Bombay</i>	—	—	—	—	—	2,460	19,510	33,986
.. <i>Madras</i>	—	—	—	—	—	3,100	100	55	210	..
.. <i>Burma</i>	—	—	—	—	—	1,462
TOTAL	—	—	—	—	—	4,560	19,710	35,503	210	..
MANUFACTURES OF WOOD, other than FURNITURE AND CABINETWARE (III. G)—										
United Kingdom	—	—	—	—	—	8,23,178	6,88,692	4,20,167	4,84,475	4,99,2
Aden and Dependencies	—	—	—	—	—	..	453	400	3,416	3
Mesopotamia	—	—	—	—	—	2,657	1,452	750	1,675	2,3
Ceylon	—	—	—	—	—	10,108	7,736	2,256	670	5,4
Natal	—	—	—	—	—	2,000
Zanzibar and Pemba	—	—	—	—	—	1,200	..	50	585	..
Kenya Colony	—	—	—	—	—	222	100	1,031	650	8
Other British Possessions	—	—	—	—	—	1,142	180	1,609	967	1,3
TOTAL BRITISH EMPIRE	—	—	—	—	—	8,40,507	6,98,003	4,26,263	4,92,328	5,09,6

(a) Discontinued from 1925-26.
(b) Separately recorded from 1925-26.
* shown as a Foreign Country from 1923-24.

No. 15—continued

ARTICLES, AND COUNTRIES OF FINAL DESTINATION; ALSO SHARE OF EACH PROVINCE	QUANTITY					VALUE				
	1922-23	1923-24	1924-25	1925-26	1926-27	1922-23	1923-24	1924-25	1925-26	1926-27
						R	R	R	R	R
Wood and Timber—concluded										
MANUFACTURES OF WOOD, other than FURNITURE AND CABINETWARE (III. G)— continued										
Germany	—	—	—	—	—	..	1,470	..	100	400
Native States in Arabia other than Maskat Terri- tory and Trucial Oman	—	—	—	—	—	389	..	60	..	2,389
Persia	—	—	—	—	—	350	79,415	278	308	290
Java	—	—	—	—	—	6,861
China (exclusive of Hong- kong and Macao)	—	—	—	—	—	2,400
Italian East Africa (Somali- land and Eritrea)	—	—	—	—	—	1,100
United States of America— Via Atlantic Coast	—	—	—	—	—	298	..	19,025	200	66
Other Foreign Countries	—	—	—	—	—	554	400	695	203	561
TOTAL FOREIGN COUNTRIES	—	—	—	—	—	11,900	81,285	20,056	808	3,736
<i>Share of Bengal</i>	—	—	—	—	—	1,40,130	1,20,663	20,060	62,170	25,944
.. <i>Bombay</i>	—	—	—	—	—	4,93,334	3,22,493	1,04,039	1,54,644	2,43,325
.. <i>Sind</i>	—	—	—	—	—	1,23,216	1,90,720	1,07,643	2,07,564	1,87,614
.. <i>Madras</i>	—	—	—	—	—	47,986	55,432	64,734	51,693	72,649
.. <i>Burma</i>	—	—	—	—	—	42,691	29,691	22,940	7,320	13,334
TOTAL	—	—	—	—	—	8,52,407	7,70,938	4,46,321	4,93,196	5,13,336
<i>Total value of wood and timber</i>	—	—	—	—	—	17,37,020	3,92,963	5,23,343	5,56,289	4,73,613
Postal Articles (V)—										
United Kingdom	—	—	—	—	—	2,20,757*	8,285*	6,572*	7,733*	6,771*
Gibraltar	—	—	—	—	—	7,760	7,709	7,006	7,527	5,790
Mesopotamia	—	—	—	—	—	..	1,17,015	2,61,851	2,89,309	1,66,910
Ceylon	—	—	—	—	—	20,63,265	16,04,409	17,07,049	15,24,738	14,46,003
Straits Settlements (includ- ing Labuan)	—	—	—	—	—	65,948	2,32,511	33,576	89,540	6,793
Hongkong	—	—	—	—	—	61,143	2,769	1,000
Egypt†	—	—	—	—	—	74,324	—	—	—	—
Natal	—	—	—	—	—	54,237	78,281	50,406	40,712	44,508
Transvaal	—	—	—	—	—	9,398	6,499	9,612	10,989	9,778
Zanzibar and Pemba	—	—	—	—	—	1,29,737	50,105	70,131	67,842	72,049
Kenya Colony	—	—	—	—	—	1,39,466	98,806	1,02,124	1,00,031	70,144
Tanganyika Territory	—	—	—	—	—	10,214	7,838	4,898	5,037	7,471
Uganda Protectorate	—	—	—	—	—	23,599
Nyasaland Protectorate	—	—	—	—	—	401	1,112
Somaliand Protectorate	—	—	—	—	—	4,867	5,415	7,141	7,395	6,759
Mauritius and Dependencies	—	—	—	—	—	3,083	17,563	19,378	41,732	19,485
Seychelles	—	—	—	—	—	1,139	1,109	1,158	985	880
Western Australia	—	—	—	—	—	923	481	632	133	490
South Australia (including Northern Territory)	—	—	—	—	—	1,093	3,571	41	59	94
Victoria	—	—	—	—	—	15,680	47,625	11,023	901	2,351
Tasmania	—	—	—	—	—	12
New South Wales	—	—	—	—	—	19,523	44,280	8,600	1,013	425
Queensland	—	—	—	—	—	4,362	13,242	216	80	34
Australian Commonwealth (Total)	—	—	—	—	—	42,021	1,09,199	20,512	2,136	3,466
New Zealand (including Nauru and British Samoa)	—	—	—	—	—	1,108	1,333	1,233	797	424
Other British Possessions	—	—	—	—	—	578	1,127	446	93	10
TOTAL BRITISH EMPIRE	—	—	—	—	—	28,98,506	23,50,585	23,11,258	21,93,067	19,17,547
France	—	—	—	—	—	5,35,561	5,34,306	5,02,333	4,99,474	4,15,564
Persia	—	—	—	—	—	1,26,546	1,17,416	99,043	97,075	1,07,174
Java	—	—	—	—	—	2,214	44,049
Siam	—	—	—	—	—	3,193	1,322
Indo-China (including Cochin-China, Cambodia, Annam, Tonkin and French leased Territories in China)	—	—	—	—	—	2,422	545	1,842	120	1,323
China (exclusive of Hong- kong and Macao)	—	—	—	—	—	13,838
Japan	—	—	—	—	—	7,759	6,947	2,139	41,179	33,521
Egypt†	—	—	—	—	—	..	40,312	41,459	41,179	33,521
Portuguese East Africa	—	—	—	—	—	6,511	8,026	16,942	9,982	11,540
French Somaliland	—	—	—	—	—	14,439	7,497	5,616	..	6,214

* Figures of re-exports of postal articles to the United Kingdom from 1922-23 are incomplete, as most of these have been registered and distinguished under exports, † Shown as a Foreign Country from 1923-24.

GENERAL EXPORTS

FOREIGN MERCHANDISE

(972)

No. 15—continued

ARTICLES, AND COUNTRIES OF FINAL DESTINATION; ALSO SHARE OF EACH PROVINCE	QUANTITY					VALUE				
	1923-23	1923-24	1924-25	1925-26	1926-27	1923-23	1923-24	1924-25	1925-26	1926-27
Postal Articles (V)—continued						R	R	R	R	R
United States of America— Vid Atlantic Coast.	—	—	—	—	—	8,138	1,218	999	1,348	703
Hayti and St. Domingo	—	—	—	—	—	..	381	2,489	2,028	2,129
Other Foreign Countries	—	—	—	—	—	182	56
TOTAL FOREIGN COUNTRIES	—	—	—	—	—	7,15,803	7,62,875	6,66,866	6,56,966	6,14,208
Share of Bengal	—	—	—	—	—	1,91,602	39,297	12,016
.. Bombay	—	—	—	—	—	10,87,258	10,44,905	11,72,934	11,84,236	10,42,232
.. Sind	—	—	—	—	—	8,595
.. Madras	—	—	—	—	—	22,14,745	17,85,873	17,52,642	15,70,181	14,75,246
.. Burma	—	—	—	—	—	1,12,109	2,43,386	40,532	95,616	14,372
TOTAL	—	—	—	—	—	36,14,809	31,13,460	29,78,124	24,50,033	25,31,760
All other Articles of mer- chandise—										
UNMANUFACTURED (II. B)—										
United Kingdom	—	—	—	—	—	46,486	67,980	23,363	1,00,473	51,762
Aden and Dependencies	—	—	—	—	—	1,070	111	475	135	1,124
Mesopotamia	—	—	—	—	—	2,262	7,795	380	3,407	489
Ceylon	—	—	—	—	—	469	1,875	1,032	2,730	7,696
Hongkong	—	—	—	—	—	296	8,020	20	780	567
Tanganyika Territory	—	—	—	—	—	1,600	60
Other British Possessions	—	—	—	—	—	746	497	1,355	625	763
TOTAL BRITISH EMPIRE	—	—	—	—	—	51,329	81,273	26,625	1,09,760	62,471
Germany	—	—	—	—	—	303	2,350	10,000	24,265	14,900
Netherlands	—	—	—	—	—	5,150	..
Belgium	—	—	—	—	—	1,650	2,380
France	—	—	—	—	—	3,000	..	3	89	11,900
Italy	—	—	—	—	—	..	61,800	77,656	18,100	54,000
Turkey, European	—	—	—	—	—	67,600	40,000	44,000
Persia	—	—	—	—	—	130	2,428	7,474	724	640
Java	—	—	—	—	—	1,000	..
China (exclusive of Hong- kong and Macao)	—	—	—	—	—	..	51,940	800	13	70
Egypt*	—	—	—	—	—	..	8,000	308
United States of America— Vid Atlantic Coast	—	—	—	—	—	8,260	68,882	4,71,144	2,92,637	5,85,532
.. Pacific	—	—	—	—	—	11,400
Other Foreign Countries	—	—	—	—	—	271	970	130	640	442
TOTAL FOREIGN COUNTRIES	—	—	—	—	—	11,984	1,90,870	6,35,165	3,84,268	7,25,264
Share of Bengal	—	—	—	—	—	36,726	64,008	4,873	7,304	2,000
.. Bombay	—	—	—	—	—	20,497	40,371	4,23,627	2,38,624	5,47,228
.. Sind	—	—	—	—	—	5,745	1,14,312	1,73,670	2,07,000	1,36,142
.. Madras	—	—	—	—	—	25	144	30	23,000	..
.. Burma	—	—	—	—	—	300	62,313	..	200	165
TOTAL	—	—	—	—	—	63,293	2,72,148	6,61,780	4,94,023	7,87,755
MANUFACTURED (III. V)—										
United Kingdom	—	—	—	—	—	1,16,667	99,451	1,94,335	1,00,866	1,02,526
Aden and Dependencies	—	—	—	—	—	12,318	5,594	26,414	8,326	7,127
Mesopotamia	—	—	—	—	—	89,634	52,518	34,978	55,915	76,949
Bahrain Islands	—	—	—	—	—	4,322	2,715	9,787	3,605	11,943
Ceylon	—	—	—	—	—	27,414	71,195	31,794	34,034	31,218
traits Settlements (includ- ing Labuan)	—	—	—	—	—	38,752	23,503	32,187	25,278	18,044
Federated Malay States	—	—	—	—	—	1,954	1,954	321	3,821	5,012
Hongkong	—	—	—	—	—	5,181	700	2,238	80	560
Egypt*	—	—	—	—	—	832
Natal	—	—	—	—	—	11,974	588	51	480	50
Zanzibar and Pemba	—	—	—	—	—	5,327	7,126	4,630	15,125	8,359
Kenya Colony	—	—	—	—	—	13,486	11,459	20,305	33,633	23,050
Anglo-Egyptian Sudan	—	—	—	—	—	..	5,375	1,300	100	..
Tanganyika Territory	—	—	—	—	—	4,330	885	3,050	2,135	7,047
Mauritius and Dependencies	—	—	—	—	—	24,301	5,545	57,025	660	420
Canada—										
Vid Atlantic Coast	—	—	—	—	—	1,745
Western Australia	—	—	—	—	—	..	3	..	1,000	..
Victoria	—	—	—	—	—	60	335	..	15	..
Tasmania	—	—	—	—	—	1,600
New South Wales	—	—	—	—	—	2,019	..
Australian Commonwealth (Total)	—	—	—	—	—	1,600	335	..	2,019	..
Other British Possessions	—	—	—	—	—	1,705	931	1,784	3,034	824
TOTAL BRITISH EMPIRE	—	—	—	—	—	3,59,927	2,90,032	4,20,860	2,37,602	2,44,814

* Shown as a Foreign Country from 1923-24.

No. 15—concluded

ARTICLES, AND COUNTRIES OF FINAL DESTINATION; ALSO SHARE OF EACH PROVINCE	QUANTITY					VALUE				
	1922-23	1923-24	1924-25	1925-26	1926-27	1922-23	1923-24	1924-25	1925-26	1926-27
						R	R	R	R	Rs
All other Articles of merchandise—continued										
MANUFACTURED (III. V) —continued										
Germany	—	—	—	—	—	760	2,107	9,477	9,952	13,783
Netherlands	—	—	—	—	—	1,085	5,000	..	150	100
Belgium	—	—	—	—	—	9,126	..	319
France	—	—	—	—	—	8,105	140	1,080	113	1,845
Switzerland	—	—	—	—	—	10	10,893
Italy	—	—	—	—	—	2,824	2,150	4,651	100	3,203
Greece	—	—	—	—	—	1,200	..	50
Syria	—	—	—	—	—	1,230
Maskat Territory and Trucial Oman	—	—	—	—	—	6,225	7,915	8,245	9,270	8,127
Other Native States in Arabia	—	—	—	—	—	5,210	2,190	2,296	585	2,730
Pomia	—	—	—	—	—	2,18,171	2,00,066	2,47,898	1,84,309	1,18,555
Benjam Island	—	—	—	—	—	1,113	804	40
Sumatra	—	—	—	—	—	825	1,529	5,000
Java	—	—	—	—	—	1,075	29,850	18,610	..	4,350
Slam	—	—	—	—	—	1,264	570	787	1,235	2,255
China (exclusive of Hong- kong and Macao)	—	—	—	—	—	14,798	84	8,380	1,580	2,300
Japan	—	—	—	—	—	16,975	9,540	500	305	2,817
Egypt*	—	—	—	—	—	..	2,250	5,550	..	6,784
Portuguese East Africa	—	—	—	—	—	8,000	5,270	6,848	3,408	4,002
Italian East Africa (Somali- land and Eritrea)	—	—	—	—	—	760	3,020	..	100	..
French Somaliland	—	—	—	—	—	..	1,382	330
United States of America— Via Atlantic Coast	—	—	—	—	—	20,466	2,451	6,937	18,708	2,668
" Pacific "	—	—	—	—	—	15	480
Other Foreign Countries	—	—	—	—	—	400	..	40	..	15
TOTAL FOREIGN COUNTRIES	—	—	—	—	—	3,07,831	2,74,429	3,21,655	1,70,040	1,91,237
Share of Bengal	—	—	—	—	—	58,035	45,500	1,45,770	60,233	19,484
" Bombay	—	—	—	—	—	5,18,650	4,64,875	5,01,820	3,40,080	4,37,064
" Sind	—	—	—	—	—	58,856	25,866	63,225	36,515	25,700
" Madras	—	—	—	—	—	16,859	10,668	25,214	15,002	32,333
" Burma	—	—	—	—	—	17,369	11,072	7,476	19,302	21,470
TOTAL	—	—	—	—	—	6,67,758	5,64,461	7,42,515	4,57,842	5,36,051
GRAND TOTAL VALUE OF FOREIGN MERCHAN- DISE EXPORTED (exclusive of Government Stores)	—	—	—	—	—	15,16,33,276	13,07,47,631	13,50,91,412	10,48,48,276	8,00,97,559
Share of Bengal	—	—	—	—	—	1,16,89,403	98,79,071	70,14,034	57,30,511	56,52,595
" Bombay	—	—	—	—	—	10,87,66,245	9,15,10,899	9,90,94,022	7,67,85,191	5,37,44,522
" Sind	—	—	—	—	—	2,58,45,910	2,45,92,739	2,41,24,517	1,36,43,960	1,07,69,295
" Madras	—	—	—	—	—	39,31,232	34,04,848	33,70,223	32,30,017	29,27,161
" Burma	—	—	—	—	—	13,49,735	13,99,080	9,83,563	14,68,597	10,03,376
TOTAL	—	—	—	—	—	15,16,33,276	13,07,47,631	13,50,91,412	10,48,48,276	8,00,97,559

* Shown as a Foreign Country from 1923-24.

GENERAL IMPORTS

(974)

(GOVERNMENT STORES)

No. 16

QUANTITY and VALUE of IMPORTS of GOVERNMENT STORES into BRITISH INDIA
in each official year from 1922-23 to 1926-27.

NOTE—(1) Articles imported by Government are subject to duty from 1924-25.
(2) Value for the year 1922-23 has been re-calculated on the basis of the average rate of exchange and values from 1923-24 to 1926-27 have been calculated uniformly at the current rate of exchange

ARTICLES, AND COUNTRIES OF CONSIGNMENT; ALSO SHARE OF EACH PROVINCE	QUANTITY					VALUE				
	1922-23	1923-24	1924-25	1925-26	1926-27	1922-23	1923-24	1924-25	1925-26	1926-27
						R	R	R	R	R
GOVERNMENT STORES— Apparel (including drapery, uniforms, accoutrements, but excluding hosiery and boots and shoes)—										
United Kingdom	—	—	—	—	—	12,52,859	14,56,361	12,18,731	19,17,110	23,74,326
Aden and Dependencies	—	—	—	—	—	83,281	66,960	9,409
Mesopotamia	—	—	—	—	—	2,70,320	2,19,016	706	100	19
Bahrain Islands	—	—	—	—	—	525	..
Ceylon	—	—	—	—	—	2,466
Straits Settlements (including Labuan)	—	—	—	—	—	2,650	125	198
Hongkong	—	—	—	—	—	1,297	102	3,474	1,496	..
TOTAL BRITISH EMPIRE	—	—	—	—	—	15,27,126	16,75,604	13,08,390	19,86,191	28,86,810
France	—	—	—	—	—	4,086
Paris	—	—	—	—	—	15,000	22,349	907
China (excluding of Hongkong and Macao)	—	—	—	—	—	298	3,243
Other Foreign Countries	—	—	—	—	—	77	807	26
TOTAL FOREIGN COUNTRIES	—	—	—	—	—	19,163	23,454	4,181
Share of Bengal	—	—	—	—	—	3,61,098	7,17,214	3,74,793	7,47,005	3,36,841
“ Bombay	—	—	—	—	—	1,07,025	2,42,761	1,43,482	1,08,235	88,612
“ Sind	—	—	—	—	—	4,10,459	4,45,951	6,65,126	10,37,766	13,13,669
“ Madras	—	—	—	—	—	1,63,413	2,66,092	1,70,834	1,02,642	6,48,867
“ Burma	—	—	—	—	—	4,295	3,586	13,155	14,057	2,522
TOTAL	—	—	—	—	—	15,46,269	16,75,604	13,08,390	20,09,645	28,90,491
Arms, Ammunition, and Military Stores—										
Firearms, and parts thereof—										
United Kingdom	—	—	—	—	—	43,89,675	10,16,925	5,12,491	3,34,741	11,31,491
Aden and Dependencies	—	—	—	—	—	20,986	92,721	79,564
Straits Settlements (including Labuan)	—	—	—	—	—	29,112	100	156	1,744	..
Federated Malay States	—	—	—	—	—	3,609
Hongkong	—	—	—	—	—	7,827	9,158	495	53	35
Other British Possessions	—	—	—	—	—	190	75	60	..	16
TOTAL BRITISH EMPIRE	—	—	—	—	—	44,26,804	10,26,258	5,34,178	4,29,259	12,14,715
Belgium	—	—	—	—	—	..	10,015
France	—	—	—	—	—	20,277
Egypt*	—	—	—	—	—	10,557	15,000	..
China (exclusive of Hongkong and Macao)	—	—	—	—	—	6,202	22	230
Other Foreign Countries	—	—	—	—	—	1,284	405	480	415	..
TOTAL FOREIGN COUNTRIES	—	—	—	—	—	21,561	10,420	17,239	15,437	280
Share of Bengal	—	—	—	—	—	2,78,437	2,40,331	94,610	73,553	4,41,181
“ Bombay	—	—	—	—	—	21,27,231	2,15,547	4,23,691	2,31,476	2,93,540
“ Sind	—	—	—	—	—	19,83,767	5,09,080	6,389	84,205	3,66,133
“ Madras	—	—	—	—	—	9,379	52,535	19,434	21,934	50,654
“ Burma	—	—	—	—	—	49,001	18,685	2,292	33,623	56,437
TOTAL	—	—	—	—	—	44,48,365	10,36,678	5,51,417	4,44,696	12,14,945
Other sorts—										
United Kingdom	—	—	—	—	—	22,08,847	17,65,234	18,41,645	22,44,162	10,72,535
Aden and Dependencies	—	—	—	—	—	..	25	22,851	1,67,057	77,919
Mesopotamia	—	—	—	—	—	1,804	2,556	9,430	..	440
Straits Settlements (including Labuan)	—	—	—	—	—	9,266	442	1,335	388	1,823
Other British Possessions	—	—	—	—	—	668	831	750
TOTAL BRITISH EMPIRE	—	—	—	—	—	22,15,525	17,68,268	18,75,261	24,12,438	11,53,467

* Shown as a Foreign Country from 1923-24.

No. 16—continued

ARTICLES, AND COUNTRIES OF CONSIGNMENT; ALSO SHARE OF EACH PROVINCE	QUANTITY					VALUE				
	1922-23	1923-24	1924-25	1925-26	1926-27	1922-23	1923-24	1924-25	1925-26	1926-27
GOVERNMENT STORES— <i>continued</i> Arms, Ammunition, and Military Stores—continued										
<i>Other sorts—continued</i>										
Belgium	—	—	—	—	—	..	7,071
France	—	—	—	—	—	1,056
Other Foreign Countries	—	—	—	—	—	287	..	340	80	483
TOTAL FOREIGN COUNTRIES	—	—	—	—	—	287	7,071	340	80	2,480
<i>Share of Bengal</i>	—	—	—	—	—	83,371	12,303	34,363	10,918	51,331
“ Bombay	—	—	—	—	—	4,48,429	3,56,994	14,99,217	14,35,109	7,31,137
“ Sind	—	—	—	—	—	14,56,954	12,74,313	3,29,297	9,01,678	3,32,116
“ Madras	—	—	—	—	—	2,05,021	1,34,628	2,496	11,916	42,651
“ Burma	—	—	—	—	—	28,037	7,102	10,309	3,338	3,721
TOTAL	—	—	—	—	—	22,15,812	17,76,334	18,76,001	24,12,518	11,56,966
<i>Total value of Arms, Am- munition, and Military Stores—</i>										
United Kingdom	—	—	—	—	—	66,93,622	27,82,159	23,54,136	25,78,008	23,04,026
Aden and Dependencies	—	—	—	—	—	..	25	43,637	2,50,778	1,57,483
Mesopotamia	—	—	—	—	—	1,994	2,631	9,490	..	440
Straits Settlements (including Labuan)	—	—	—	—	—	28,378	548	1,491	2,122	1,828
Federated Malay States	—	—	—	—	—	3,609
Hongkong	—	—	—	—	—	8,435	9,168	485	53	80
Other British Possessions	—	—	—	—	—	881	706
TOTAL BRITISH EMPIRE	—	—	—	—	—	66,42,329	27,94,521	24,00,459	28,41,697	23,66,182
Belgium	—	—	—	—	—	..	17,086
France	—	—	—	—	—	20,277	1,056
China (exclusive of Hong- kong and Macao)	—	—	—	—	—	6,202	22	280
Egypt	—	—	—	—	—	10,857	15,000	300
Other Foreign Countries	—	—	—	—	—	1,571	405	520	495	223
TOTAL FOREIGN COUNTRIES	—	—	—	—	—	21,848	17,491	17,579	15,517	2,719
<i>Share of Bengal</i>	—	—	—	—	—	3,81,608	2,63,134	1,23,993	84,501	4,92,512
“ Bombay	—	—	—	—	—	25,69,710	5,78,641	19,37,908	17,16,585	10,19,671
“ Sind	—	—	—	—	—	24,40,721	17,83,393	3,35,886	9,25,713	6,98,249
“ Madras	—	—	—	—	—	2,14,300	1,77,167	21,930	33,249	93,308
“ Burma	—	—	—	—	—	77,638	26,627	13,602	30,560	97,153
TOTAL	—	—	—	—	—	66,64,177	28,12,012	24,27,016	28,67,214	28,70,001
Books, printed, and printed matter (not being stationery), including maps and charts—										
United Kingdom	—	—	—	—	—	3,20,280	1,23,224	1,37,720	1,21,311	1,68,167
Mesopotamia	—	—	—	—	—	..	1,000	50	..	457
Ceylon	—	—	—	—	—	..	3,795
Other British Possessions	—	—	—	—	—	..	1,350	135	355	725
TOTAL BRITISH EMPIRE	—	—	—	—	—	3,20,280	1,29,369	1,37,905	1,21,667	1,69,349
Germany	—	—	—	—	—	1,359	..	4,022	2,356	1,445
Italy	—	—	—	—	—	6,977	2,260	338	778	63
United States of America— Via Atlantic Coast	—	—	—	—	—	1,390	654	481	5,404	7,061
Other Foreign Countries	—	—	—	—	—	1,727	458	16	101	874
TOTAL FOREIGN COUNTRIES	—	—	—	—	—	11,453	3,362	4,857	6,639	9,449
<i>Share of Bengal</i>	—	—	—	—	—	2,27,515	69,233	47,939	41,623	50,305
“ Bombay	—	—	—	—	—	63,958	37,236	56,456	74,949	66,316
“ Sind	—	—	—	—	—	4,364	3,859	6,899	9,787	3,453
“ Madras	—	—	—	—	—	26,209	16,199	32,656	2,598	6,240
“ Burma	—	—	—	—	—	14,687	6,167	..	1,244	4,029
TOTAL	—	—	—	—	—	3,21,733	1,32,731	1,42,762	1,30,266	1,73,702

* shown as a Foreign Country from 1923-24.

GENERAL IMPORTS

(GOVERNMENT STORES)

(976)

No. 16—continued

ARTICLES, AND COUNTRIES OF CONSIGNMENT; ALSO SHARE OF EACH PROVINCE	QUANTITY					VALUE				
	1922-23	1923-24	1924-25	1925-26	1926-27	1922-23	1923-24	1924-25	1925-26	1926-27
GOVERNMENT STORES—										
<i>continued</i>										
Boots and Shoes—	Pairs	Pairs	Pairs	Pairs	Pairs	R	R	R	R	R
United Kingdom	12	4	1,496	474	6	200	67	14,707	4,832	60
Aden and Dependencies	297	3,238
Mesopotamia	292	2,812
Bahrain Islands	2,085	2,178	..
TOTAL BRITISH EMPIRE	12	4	2,085	2,509	6	200	67	20,752	7,010	60
Share of Bombay	12	..	1,385	474	..	200	..	12,180	4,832	..
<i>Sind</i>	200	2,035	1,602	2,178	..
<i>Madras</i>	..	4	67
<i>Burma</i>	6	60
TOTAL	12	4	2,085	2,509	6	200	67	20,752	7,010	60
Building and Engineering materials, other than of iron, steel, or wood—										
Bricks and Tiles—										
Firebricks—	No.	No.	No.	No.	No.					
United Kingdom	4,008	1,69,706	8,249	4,399	59,276	603	56,686	1,323	1,593	14,940
Share of Bengal	..	9,448	5,564	374	40,333	..	10,376	247	553	10,321
<i>Bombay</i>	4,008	1,546	2,575	3,975	12,393	603	799	1,022	1,020	2,327
<i>Sind</i>	..	152,712	110	50	6,550	..	45,011	54	14	1,292
TOTAL	4,008	169,706	8,249	4,399	59,276	603	56,686	1,323	1,593	14,940
Other Bricks—	No.	No.	No.	No.	No.					
United Kingdom	11,752	..	22,762	4,032	6,189	13,405	..	9,111	4,432	10,291
Share of Bengal	11,032	..	2,100	4,032	6,132	13,372	..	2,921	4,432	10,291
<i>Bombay</i>	20,662	6,189
<i>Burma</i>	70	33
TOTAL	11,752	..	22,762	4,032	6,189	13,405	..	9,111	4,432	10,291
Tiles—	No.	No.	No.	No.	No.					
United Kingdom	37,515	35,020	2,000	65,971	84,630	8,021	7,613	375	83,249	16,199
France	..	36,800	7,860
Share of Bengal	21,015	6,020	..	4,532	2,909	..
<i>Bombay</i>	..	4,300	..	31,618	40,000	..	1,275	..	9,642	3,770
<i>Sind</i>	4,000	10,720	2,000	..	2,430	1,719	1,072	375	..	3,350
<i>Burma</i>	12,500	56,300	..	29,333	42,150	1,760	12,626	..	69,701	8,569
TOTAL	37,515	71,820	2,000	65,971	84,630	8,021	14,973	375	83,249	16,199
Total Bricks and Tiles—	No.	No.	No.	No.	No.					
United Kingdom	53,275	2,04,726	33,011	74,402	150,095	22,029	64,299	10,809	94,274	41,430
France	..	36,800	7,860
Share of Bengal	32,697	9,448	7,664	9,426	46,522	17,924	10,376	3,178	13,591	21,113
<i>Bombay</i>	4,008	5,346	23,227	35,593	62,393	603	2,074	7,202	10,663	6,597
<i>Sind</i>	4,000	169,432	2,110	50	3,030	1,719	46,033	429	14	5,152
<i>Burma</i>	12,570	56,300	..	29,333	42,150	1,733	12,626	..	69,701	8,569
TOTAL	53,275	241,526	33,011	74,402	150,095	22,029	71,659	10,809	94,274	41,430
Cement—	Tons	Tons	Tons	Tons	Tons					
United Kingdom	1,823	10,393	3,593	23,354	5,373	1,43,465	2,99,136	1,89,091	1,66,335	2,66,113
Belgium	982	1,302	39,233	66,397
China (exclusive of Hong Kong and Macao)	502	28,289
United States of America— Via Atlantic Coast	10	60	540	8,964	..
TOTAL FOREIGN COUNTRIES	982	1,302	10	60	502	39,233	66,397	540	8,964	28,289
Share of Bengal	658	461	36,420	7,696
<i>Bombay</i>	7	..	10	62	13	303	..	540	2,421	969
<i>Sind</i>	3	..	65	..	4	275	..	2,961	..	276
<i>Madras</i>	..	1,394	94,941
<i>Burma</i>	2,139	2,330	3,533	23,652	5,363	1,45,250	2,53,397	1,66,130	1,65,818	2,91,924
TOTAL	2,805	11,685	3,603	23,914	5,880	1,82,748	3,66,033	1,90,681	1,75,299	2,93,109

No. 16—continued

ARTICLES, AND COUNTRIES OF CONSIGNMENT; ALSO SHARE OF EACH PROVINCE	QUANTITY					VALUE				
	1922-23	1923-24	1924-25	1925-26	1926-27	1922-23	1923-24	1924-25	1925-26	1926-27
GOVERNMENT STORES— <i>continued</i>						₹	₹	₹	₹	₹
Building and Engineering materials, other than of iron, steel, or wood— <i>continued</i>										
<i>Other sorts (including pipes of earthenware)—</i>										
United Kingdom	—	—	—	—	—	67,614	78,370	81,601	51,605	45,881
Netherlands	—	—	—	—	—	2,205
Belgium	—	—	—	—	—	..	10,218	16,192	..	600
Italy	—	—	—	—	—	9,992
United States of America— Via Atlantic Coast	—	—	—	—	—	3,824	..	1,88,665
TOTAL FOREIGN COUNTRIES	—	—	—	—	—	..	10,218	80,008	..	1,01,760
<i>Share of Bengal</i>	—	—	—	—	—	4,072	4,733	1,408	17,660	10,608
" <i>Bombay</i>	—	—	—	—	—	38	6,823	22,526
" <i>Sind</i>	—	—	—	—	—	39,787	31,146	18,197	21,391	2,03,369
" <i>Madras</i>	—	—	—	—	—	22,940	..	212	669	338
" <i>Burma</i>	—	—	—	—	—	316	47,609	41,659	3,767	..
TOTAL	—	—	—	—	—	67,614	83,488	61,609	51,005	2,37,031
Total value of Building and Engineering materials	—	—	—	—	—	2,72,301	5,21,180	2,41,940	3,21,178	5,72,170
Chemicals—										
United Kingdom	—	—	—	—	—	10,13,181	6,44,802	4,48,147	6,07,811	7,75,000
Other British Possessions	—	—	—	—	—	..	80	84	972	110
TOTAL BRITISH EMPIRE	—	—	—	—	—	10,13,181	6,44,882	4,48,231	6,08,783	7,75,110
Denmark	—	—	—	—	—	168	..
Germany	—	—	—	—	—	2,721	7,375	12,376	10,357	24,102
Netherlands	—	—	—	—	—	7,920	1,291	12,066	8,390	10,124
Belgium	—	—	—	—	—	..	31,001	13,430	25,861	2,750
France	—	—	—	—	—	15,971	11	76
Italy	—	—	—	—	—	..	1,029	19,715	2,850	..
Smyrna	—	—	—	—	—	17,440
Persia	—	—	—	—	—	1,030	..
United States of America— Via Atlantic Coast	—	—	—	—	—	273	85	1,136	1,885	6,076
TOTAL FOREIGN COUNTRIES	—	—	—	—	—	26,895	42,671	58,665	6,021	69,656
<i>Share of Bengal</i>	—	—	—	—	—	1,01,312	1,45,088	1,06,880	1,44,161	1,63,601
" <i>Bombay</i>	—	—	—	—	—	3,82,969	99,475	1,36,033	2,00,618	3,32,610
" <i>Sind</i>	—	—	—	—	—	81,101	1,05,709	1,03,600	1,60,609	1,17,887
" <i>Madras</i>	—	—	—	—	—	3,58,734	2,37,815	1,39,466	1,31,761	1,68,479
" <i>Burma</i>	—	—	—	—	—	25,900	48,516	26,860	12,246	21,046
TOTAL	—	—	—	—	—	10,40,076	6,37,508	5,01,806	7,34,804	8,45,462
Coal and Coke—										
United Kingdom	Tons 255,797	Tons 2,529	Tons 6,732	Tons 3,543	Tons 50	90,42,390	90,571	1,83,763	88,777	2,444
Aden and Dependencies	75	1,494	..
Natal	44,781	13,81,014
TOTAL BRITISH EMPIRE	300,578	2,529	6,732	3,618	50	1,04,23,404	90,571	1,83,763	90,771	2,444
Portuguese East Africa	24,929	7,65,562
TOTAL FOREIGN COUNTRIES	24,929	7,65,562
<i>Share of Bengal</i>	81	1,024
" <i>Bombay</i>	5,956	75	..	2,32,516	1,494	..
" <i>Sind</i>	317,243	1,03,07,460
" <i>Madras</i>	263	1,202	11,293	54,000
" <i>Burma</i>	2,024	1,327	6,732	3,543	50	86,063	36,571	1,83,763	88,577	2,444
TOTAL	325,507	2,529	6,732	3,618	50	1,11,88,966	90,571	1,83,763	90,071	2,444

GENERAL IMPORTS

(GOVERNMENT STORES)

(978)

No. 16—continued

ARTICLES, AND COUNTRIES OF CONSIGNMENT (ALSO SHARE OF EACH PROVINCE)	QUANTITY					VALUE				
	1922-23	1923-24	1924-25	1925-26	1926-27	1922-23	1923-24	1924-25	1925-26	1926-27
GOVERNMENT STORES—						R	R	R	R	
<i>continued</i> Drugs, Medicines, and Narcotics—										
<i>Drugs—</i> Cinchona bark— Straits Settlements (including Labuan)	Lbs.	Lbs.	Lbs.	Lbs.	Lbs.					
	59,045	29,877	
Java	857,619	731,732	206,959	296,212	204,685	11,17,979	6,30,490	1,26,402	1,57,118	
Share of Bengal	857,619	731,732	130,088	236,979	69,494	11,17,979	6,30,490	37,966	1,27,090	
" Madras	76,871	117,878	136,191	88,436	59,906	
TOTAL	857,619	731,732	206,959	354,857	204,685	11,17,979	6,30,490	1,26,402	1,86,995	
Quinine salts—										
Quinine sulphate or bisulphate	Lbs.	Lbs.	Lbs.	Lbs.	Lbs.					
United Kingdom	964	86	3	4,622	426	
Java	48,499	44,090	19,90,598	11,46,911	
Netherlands	1	1	20	32	
TOTAL FOREIGN COUNTRIES	48,499	44,090	1	1	..	19,90,598	11,46,911	20	32	
Share of Bengal	48,499	44,090	..	86	..	19,90,598	11,46,911	..	294	
" Bombay	2	1	3	35	37	
" Sind	963	1	4,605	127	
TOTAL	48,499	44,090	965	87	3	19,90,598	11,46,911	4,642	458	
Quinine hydrochloride or dihydrochloride—										
United Kingdom	84	62	502	1,059	67	2,558	2,561	20,973	26,770	
Share of Bengal	56	26	31	396	37	2,160	970	7,055	6,764	
" Bombay	28	36	349	123	5	498	1,591	13,250	3,792	
" Sind	31	163	26	90	10,690	
" Madras	39	2,340	
" Burma	51	274	1,578	3,184	
TOTAL	84	62	502	1,059	67	2,558	2,561	20,973	26,770	
Others—										
United Kingdom	17	..	15	488	1	1,080	..	611	4,954	
TOTAL FOREIGN COUNTRIES	1	1	5	18	
Share of Bengal	17	..	15	1,080	..	581	..	
" Bombay	1	1	1	35	13	
" Sind	448	4,672	
" Burma	40	282	
TOTAL	17	..	16	489	1	1,080	..	616	4,967	
Other sorts of drugs—										
United Kingdom	—	—	—	—	—	1,91,823	2,10,886	1,46,059	1,61,097	1,04
Mesopotamia	—	—	—	—	—	51,589	2,04,081
Ceylon	—	—	—	—	—
TOTAL BRITISH EMPIRE	—	—	—	—	—	2,43,412	4,14,417	1,46,059	1,61,097	1,04
Germany	—	—	—	—	—	..	2,313	9,053	16,165	11
Netherlands	—	—	—	—	—	10,481	..
France	—	—	—	—	—	..	622	..	7,061	..
Java	—	—	—	—	—	21
United States of America— Via Atlantic Coast	—	—	—	—	—	..	414	1,822	239	..
Other Foreign Countries	—	—	—	—	—	823	405	..
TOTAL FOREIGN COUNTRIES	—	—	—	—	—	..	2,849	11,698	34,401	31
Share of Bengal	—	—	—	—	—	76,565	2,65,419	57,859	49,427	61
" Bombay	—	—	—	—	—	15,028	3,717	4,202	13,469	..
" Sind	—	—	—	—	—	1,41,772	1,18,339	50,363	59,336	36
" Madras	—	—	—	—	—	3,490	12,924	4,652	36,281	18
" Burma	—	—	—	—	—	1,587	17,367	671	37,035	21
TOTAL	—	—	—	—	—	2,43,412	4,17,766	1,57,757	1,95,498	1,44

No. 16—continued

ARTICLES, AND COUNTRIES OF CONSIGNMENT; ALSO SHARE OF EACH PROVINCE	QUANTITY					VALUE				
	1922-23	1923-24	1924-25	1925-26	1926-27	1922-23	1923-24	1924-25	1925-26	1926-27
GOVERNMENT STORES— <i>continued</i>						R	R	R	R	R
Drugs, Medicines, and Narcotics—continued										
Medicines and Narcotics—										
United Kingdom	—	—	—	—	—	1,04,250	1,00,828	1,06,861	1,31,556	1,00,447
Aden and Dependencies	—	—	—	—	—	1,583
Ceylon	—	—	—	—	—	750	..
TOTAL BRITISH EMPIRE	—	—	—	—	—	1,04,250	1,00,828	1,06,861	1,32,306	2,01,930
Germany	—	—	—	—	—	..	399	8,279	4,360	3,683
Netherlands	—	—	—	—	—	621	1,080
Persia	—	—	—	—	—	2,100
United States of America— Via Atlantic Coast	—	—	—	—	—	..	3,055	1,574	17	..
Other Foreign Countries	—	—	—	—	—	70	807	327
TOTAL FOREIGN COUNTRIES	—	—	—	—	—	..	3,454	9,923	5,805	3,108
Share of Bengal	—	—	—	—	—	2,181
" Bombay	—	—	—	—	—	55,839	71,134	78,557	88,134	94,009
" Madras	—	—	—	—	—	48,191	42,148	1,10,562	47,214	1,02,051
" Burma	—	—	—	—	—	3,929	..	17,633	2,763	12,478
TOTAL	—	—	—	—	—	1,04,250	1,13,282	2,06,784	1,38,111	2,09,188
Total value of Drugs, Medicines, and Narcotics—										
United Kingdom	—	—	—	—	—	2,90,711	3,22,725	3,69,128	3,24,809	3,07,549
Aden and Dependencies Mesopotamia	—	—	—	—	—	51,589	2,04,081	1,583
Straits Settlements (including Labuan)	—	—	—	—	—	20,877	..
Other British Possessions	—	—	—	—	—	750	112
TOTAL BRITISH EMPIRE	—	—	—	—	—	3,51,300	5,26,806	3,69,128	3,56,486	3,09,244
Germany	—	—	—	—	—	..	2,712	17,327	20,525	10,022
Netherlands	—	—	—	—	—	20	11,134	1,939
France	—	—	—	—	—	..	622	..	7,061	958
Persia	—	—	—	—	—	2,100
Java	—	—	—	—	—	31,08,577	17,77,401	1,28,402	1,57,118	1,02,450
United States of America— Via Atlantic Coast	—	—	—	—	—	..	3,409	3,306	308	..
Other Foreign Countries	—	—	—	—	—	898	1,225	..
TOTAL FOREIGN COUNTRIES	—	—	—	—	—	31,08,577	17,84,204	1,48,048	1,97,809	1,23,242
Share of Bengal	—	—	—	—	—	31,90,553	20,43,790	1,53,471	1,53,535	91,737
" Bombay	—	—	—	—	—	71,325	78,442	95,109	1,05,335	95,330
" Sind	—	—	—	—	—	2,41,772	1,12,330	95,060	74,825	37,598
" Madras	—	—	—	—	—	50,651	55,072	1,53,850	1,46,740	1,72,377
" Burma	—	—	—	—	—	5,576	17,367	19,884	43,264	35,524
TOTAL	—	—	—	—	—	34,69,577	22,11,010	5,17,174	5,52,790	4,32,486
Earthenware and Porce- lain										
Earthenware (including pipes) (a)—										
United Kingdom	—	—	—	—	—	1,80,535	83,710	24,054	40,855	35,757
Belgium	—	—	—	—	—	320	..	166
Share of Bengal	—	—	—	—	—	10,091	2,846	10,247	1,197	6,420
" Bombay	—	—	—	—	—	30,232	17,321	3,363	37,361	4,122
" Sind	—	—	—	—	—	1,04,114	26,767	8,259	4,014	13,491
" Madras	—	—	—	—	—	5,384	2,331	2,005	6,314	12,360
" Burma	—	—	—	—	—	30,204	26,345	..	1,469	3,520
TOTAL	—	—	—	—	—	1,80,535	83,710	24,374	40,855	35,923
Porcelain—										
Electrical—										
United Kingdom	—	—	—	—	—	1,761	2,907	5,955	16,868	6,808
Germany	—	—	—	—	—	374	43,725	..
Belgium	—	—	—	—	—	9,086	..
United States of America— Via Atlantic Coast	—	—	—	—	—	2,981
TOTAL FOREIGN COUNTRIES	—	—	—	—	—	374	52,820	2,981
Share of Bengal	—	—	—	—	—	..	2,046	2,605	27,764	176
" Bombay	—	—	—	—	—	1,064	559	..
" Sind	—	—	—	—	—	697	62,147	3,718
" Madras	—	—	—	—	—	3,724	195	5,895
" Burma	—	—	—	—	—	..	362
TOTAL	—	—	—	—	—	1,761	2,907	6,329	71,685	9,789

(a) Figures prior to 1923-24 exclude "Pipes of Earthenware" which were then included with "Building and Engineering materials."

GENERAL IMPORTS

(980)

(GOVERNMENT STORES).

No. 16—continued.

ARTICLES, AND COUNTRIES OF CONSIGNMENT; ALSO SHARE OF EACH PROVINCE	QUANTITY					VALUE				
	1922-23	1923-24	1924-25	1925-26	1926-27	1922-23	1923-24	1924-25	1925-26	1926-27
GOVERNMENT STORES— <i>continued</i>						R	R	R	R	R
Earthenware and Porcelain— <i>continued</i>										
Porcelain— <i>continued</i>										
Other kinds—										
United Kingdom	—	—	—	—	—	58,190	35,385	20,785	7,216	14,605
Aden and Dependencies	—	—	—	—	—	443	..
TOTAL BRITISH EMPIRE	—	—	—	—	—	58,190	35,385	20,785	7,659	14,605
Germany	—	—	—	—	—	747
Belgium	—	—	—	—	—	5,764
Austria	—	—	—	—	—	2,640
TOTAL FOREIGN COUNTRIES	—	—	—	—	—	3,387	..	5,764
<i>Share of Bengal</i>	—	—	—	—	—	1,463	2,107	2,113	2,670	1,887
„ <i>Bombay</i>	—	—	—	—	—	3,121	4,460	203	460	12,496
„ <i>Sind</i>	—	—	—	—	—	5,672	21,822	9,975	1,470	311
„ <i>Madras</i>	—	—	—	—	—	18,024	2,899	376	668	199
„ <i>Burma</i>	—	—	—	—	—	19,895	3,937	4,505	2,391	6,676
TOTAL	—	—	—	—	—	58,190	35,385	24,172	7,059	20,369
Total value of Earthenware and Porcelain (excluding pipes of earthenware)—										
United Kingdom	—	—	—	—	—	2,44,436	1,22,002	50,794	66,935	57,176
Aden and Dependencies	—	—	—	—	—	443	..
TOTAL BRITISH EMPIRE	—	—	—	—	—	2,44,436	1,22,002	50,794	67,379	57,176
Germany	—	—	—	—	—	1,121	48,735	..
Belgium	—	—	—	—	—	320	9,085	5,980
Austria	—	—	—	—	—	2,640
United States of America— Vid Atlantic Coast	—	—	—	—	—	2,981
TOTAL FOREIGN COUNTRIES	—	—	—	—	—	4,081	52,820	8,911
<i>Share of Bengal</i>	—	—	—	—	—	20,559	12,998	21,965	31,651	2,232
„ <i>Bombay</i>	—	—	—	—	—	39,427	21,731	4,066	28,380	16,628
„ <i>Sind</i>	—	—	—	—	—	1,10,423	42,649	18,234	42,631	17,520
„ <i>Madras</i>	—	—	—	—	—	23,918	5,930	5,105	7,677	14,454
„ <i>Burma</i>	—	—	—	—	—	50,099	31,644	4,505	3,860	9,198
TOTAL	—	—	—	—	—	2,44,436	1,22,002	54,875	1,20,199	66,081
Glass and Glassware—										
Bottles and phials—										
United Kingdom	Gross	Gross	Gross	Gross	Gross	33,286	3,720	1,876	3,873	2,638
Other British Possessions	6	..	62	13	..	24	..
TOTAL BRITISH EMPIRE	33,286	3,720	1,876	3,879	2,638	1,41,031	96,954	62,948	62,920	87,216
United States of America— Vid Atlantic Coast	55	1,685
<i>Share of Bengal</i>	305	328	435	420	353	15,621	6,530	3,557	15,322	7,424
„ <i>Bombay</i>	1,956	453	321	1,727	715	44,453	18,512	11,201	28,632	31,977
„ <i>Sind</i>	103	680	36	252	230	3,059	12,822	871	6,711	7,609
„ <i>Madras</i>	30,771	1,376	324	280	99	65,049	39,559	39,333	8,786	26,795
„ <i>Burma</i>	196	313	90	1,160	141	3,374	19,531	2,971	5,462	3,409
TOTAL	33,241	3,720	1,876	3,879	2,638	1,42,716	96,954	62,948	62,920	87,216

No. 16—continued

ARTICLES, AND COUNTRIES OF CONSIGNMENT; ALSO SHARE OF EACH PROVINCE	QUANTITY					VALUE				
	1922-23	1923-24	1924-25	1925-26	1926-27	1922-23	1923-24	1924-25	1925-26	1926-27
GOVERNMENT STORES— <i>continued</i>						R	R	R	R	R
Glass and Glassware— <i>continued</i>										
<i>Other glassware—</i>										
United Kingdom	—	—	—	—	—	5,15,661	3,32,991	3,49,322	3,37,174	3,07,542
Other British Possessions	—	—	—	—	—	30
TOTAL BRITISH EMPIRE	—	—	—	—	—	5,15,661	3,32,991	3,49,322	3,37,174	3,07,572
Germany	—	—	—	—	—	4,329	6,609	10,901	11,973	57,885
Netherlands	—	—	—	—	—	29,367
Belgium	—	—	—	—	—	7,442	3,662	3,480	696	1,608
France	—	—	—	—	—	1,520	953	..
United States of America—										
Via Atlantic Coast	—	—	—	—	—	1,014	..	811	1,021	2,310
Other Foreign Countries	—	—	—	—	—	191	161	1	60	..
TOTAL FOREIGN COUNTRIES	—	—	—	—	—	12,976	10,432	16,713	16,303	90,218
Share of Bengal	—	—	—	—	—	1,51,927	68,329	1,14,360	1,09,453	1,09,263
.. Bombay	—	—	—	—	—	91,130	91,287	1,16,621	99,410	1,67,198
.. Sind	—	—	—	—	—	2,03,040	1,36,350	95,313	72,717	53,367
.. Madras	—	—	—	—	—	63,393	30,067	31,374	49,772	69,488
.. Burma	—	—	—	—	—	15,047	17,390	9,668	34,620	3,223
TOTAL	—	—	—	—	—	5,28,687	3,48,423	3,66,035	3,52,477	3,07,790
Total value of Glass and Glassware—										
United Kingdom	—	—	—	—	—	6,56,630	4,29,932	4,12,165	4,00,070	3,94,753
Other British Possessions	—	—	—	—	—	62	13	..	24	80
TOTAL BRITISH EMPIRE	—	—	—	—	—	6,56,692	4,29,945	4,12,165	4,00,094	3,94,783
Germany	—	—	—	—	—	4,329	6,609	10,901	11,973	57,885
Netherlands	—	—	—	—	—	29,367
Belgium	—	—	—	—	—	7,442	3,662	3,480	696	1,608
France	—	—	—	—	—	1,520	953	..
United States of America—										
Via Atlantic Coast	—	—	—	—	—	2,699	..	811	1,021	2,360
Other Foreign Countries	—	—	—	—	—	191	161	1	60	..
TOTAL FOREIGN COUNTRIES	—	—	—	—	—	14,661	10,432	16,713	16,303	90,218
Share of Bengal	—	—	—	—	—	1,66,703	76,359	1,32,327	1,24,987	1,16,597
.. Bombay	—	—	—	—	—	1,25,583	1,09,799	1,36,722	1,21,942	1,99,173
.. Sind	—	—	—	—	—	2,11,099	1,43,172	96,083	79,428	69,376
.. Madras	—	—	—	—	—	1,24,043	69,626	78,707	52,053	98,244
.. Burma	—	—	—	—	—	23,221	37,421	12,539	38,082	13,023
TOTAL	—	—	—	—	—	6,71,353	4,40,377	4,28,378	4,15,397	4,85,066

GENERAL IMPORTS

(GOVERNMENT STORES)

(982)

No. 16—continued

ARTICLES, AND COUNTRIES OF CONSIGNMENT; ALSO SHARE OF EACH PROVINCE	QUANTITY					VALUE				
	1922-23	1923-24	1924-25	1925-26	1926-27	1922-23	1923-24	1924-25	1925-26	1926-27
GOVERNMENT STORES— <i>continued</i> Hardware and Cutlery, including agricultural implements and plated ware—										
United Kingdom	—	—	—	—	—	71,85,970	46,38,178	26,84,947	26,86,207	27,83,032
Aden and Dependencies	—	—	—	—	—	—	—	74,325	20,704	16,021
Mesopotamia	—	—	—	—	—	1,46,039	4,06,801	48,708	44,682	21,949
Ceylon	—	—	—	—	—	..	2,021	208	665	1,129
Strait Settlements (includ- ing Labuan)	—	—	—	—	—	..	1,525	997	262	..
Hongkong	—	—	—	—	—	50	500	47	1,161	..
Natal	—	—	—	—	—	5,680	..
Queensland	—	—	—	—	—	..	130	505
Australian Commonwealth (Total)	—	—	—	—	—	..	130	505
TOTAL BRITISH EMPIRE	—	—	—	—	—	73,82,059	51,88,650	27,89,737	27,39,361	28,22,181
Germany	—	—	—	—	—	..	14,071	31,832	10,578	11,181
Netherlands	—	—	—	—	—	..	650	1,420
Belgium	—	—	—	—	—	70,277	6,375	4,841	..	4,226
France	—	—	—	—	—	..	2,375	3,258
Italy	—	—	—	—	—	9,078	1,188	77	52	1,515
Persia	—	—	—	—	—	5,435	16,135	1,100	2,196	5,627
Hanjam Island	—	—	—	—	—	150	1,710
United States of America— Via Atlantic Coast	—	—	—	—	—	88,061	45,651	28,275	86,049	1,32,001
“ Pacific “	—	—	—	—	—	..	1,158
Other Foreign Countries	—	—	—	—	—	968	1,180
TOTAL FOREIGN COUNTRIES	—	—	—	—	—	1,23,814	88,098	66,125	99,925	1,02,118
<i>Share of Bengal</i>	—	—	—	—	—	29,03,922	11,49,688	3,89,876	5,57,860	4,56,958
“ Bombay	—	—	—	—	—	16,11,942	8,91,644	6,10,715	4,33,466	6,23,133
“ Sind	—	—	—	—	—	26,52,471	28,89,146	16,36,593	17,25,023	16,68,182
“ Madras	—	—	—	—	—	1,30,330	1,13,918	1,09,636	53,834	1,06,873
“ Burma	—	—	—	—	—	1,57,148	2,12,452	1,09,143	69,103	1,30,103
TOTAL	—	—	—	—	—	74,55,873	52,26,748	28,55,862	28,89,286	29,84,249
Instruments, Apparatus, and Appliances, and parts thereof—										
Musical—										
United Kingdom	—	—	—	—	—	44,101	67,566	37,791	42,116	49,738
Hongkong	—	—	—	—	—	2,678
Other British Possessions	—	—	—	—	—	250	861	2
TOTAL BRITISH EMPIRE	—	—	—	—	—	44,351	67,566	37,791	42,977	52,418
France	—	—	—	—	—	..	1,005	..	147	..
United States of America— Via Atlantic Coast	—	—	—	—	—	657	2,318
Other Foreign Countries	—	—	—	—	—	304	210	..	221	..
TOTAL FOREIGN COUNTRIES	—	—	—	—	—	961	3,533	..	368	..
<i>Share of Bengal</i>	—	—	—	—	—	22,532	16,625	7,016	1,408	6,485
“ Bombay	—	—	—	—	—	4,151	27,014	12,123	27,480	11,659
“ Sind	—	—	—	—	—	6,144	16,247	10,417	9,361	31,348
“ Madras	—	—	—	—	—	2,559	5,441	1,766	1,944	2,002
“ Burma	—	—	—	—	—	9,926	7,772	6,469	3,272	924
TOTAL	—	—	—	—	—	45,312	71,099	37,791	43,845	52,418
Photographic—										
United Kingdom	—	—	—	—	—	1,135	21,142	60,654	1,03,572	1,27,456
Netherlands	—	—	—	—	—	1,269
United States of America— Via Atlantic Coast	—	—	—	—	—	1,097	4,431	1,581
Other Foreign Countries	—	—	—	—	—	..	569	142	1,045	824
TOTAL FOREIGN COUNTRIES	—	—	—	—	—	..	569	2,508	5,476	2,405
<i>Share of Bengal</i>	—	—	—	—	—	..	7,807	10,196	18,414	10,061
“ Bombay	—	—	—	—	—	1,135	7,668	7,539	57,301	26,752
“ Sind	—	—	—	—	—	34,951	13,321	74,615
“ Madras	—	—	—	—	—	..	6,241	8,515	14,942	9,407
“ Burma	—	—	—	—	—	1,962	70	26
TOTAL	—	—	—	—	—	1,135	21,711	68,162	1,09,048	1,29,861

No. 16—continued

ARTICLES, AND COUNTRIES OF CONSIGNMENT; ALSO SHARE OF EACH PROVINCE	QUANTITY					VALUE				
	1922-23	1923-24	1924-25	1925-26	1926-27	1922-23	1923-24	1924-25	1925-26	1926-27
GOVERNMENT STORES— <i>continued</i>						R	R	R	R	R
Instruments, Apparatus, and Appliances, and parts thereof—continued										
<i>Other kinds—</i>										
United Kingdom	—	—	—	—	—	64,46,008	47,33,498	29,04,511	37,67,598	40,68,798
Aden and Dependencies	—	—	—	—	—	..	200	56,437	38,131	6,930
Mesopotamia	—	—	—	—	—	38,307	400	1,800	500	2,400
Ceylon	—	—	—	—	—	..	35	16	3,415	..
Natal	—	—	—	—	—	..	100	2,185
Other British Possessions	—	—	—	—	—	621	..	250	..	150
TOTAL BRITISH EMPIRE						64,84,933	47,34,233	29,63,014	38,06,644	40,80,451
Germany	—	—	—	—	—	92,664	61,086	1,02,918	1,54,002	1,06,803
Netherlands	—	—	—	—	—	1,441	371	15,858
Belgium	—	—	—	—	—	969	14,798	37,172	37,169	75,256
France	—	—	—	—	—	68,323	28,201	5,460	2,972	7,217
Italy	—	—	—	—	—	59,762	1,053	..	40,245	13,106
Maskat Territory and Trucial Oman	—	—	—	—	—	1,135	..
Persia	—	—	—	—	—	5,575	11,575	1,124
United States of America— Via Atlantic Coast	—	—	—	—	—	48,517	1,61,906	91,794	1,47,347	1,08,725
“ Pacific “	—	—	—	—	—	62	901	..
Other Foreign Countries	—	—	—	—	—	..	490	25	921	309
TOTAL FOREIGN COUNTRIES						2,61,788	2,32,961	2,42,944	4,48,267	3,88,198
<i>Share of Bengal</i>						14,05,629	9,16,041	7,88,597	13,72,958	16,77,469
“ Bombay						20,08,320	16,10,012	10,89,569	11,98,530	9,66,179
“ Sind						25,98,969	20,31,220	3,97,916	11,00,740	13,30,458
“ Madras						3,77,366	3,93,083	3,17,861	3,35,462	3,63,845
“ Burma						2,08,487	97,343	1,12,082	2,50,162	2,80,647
TOTAL						67,46,671	50,17,194	32,05,958	42,67,011	44,68,589
<i>total value of Instruments, Apparatus, and Appliances, and parts thereof—</i>										
<i>United Kingdom</i>						64,91,241	48,22,206	30,02,956	39,18,236	42,45,980
Aden and Dependencies	200	56,437	38,902	6,932
Mesopotamia						38,307	400	1,800	500	2,400
Ceylon	35	16	3,415	..
Hongkong	2,078
Natal	100	2,185
Other British Possessions						671	..	250	..	150
TOTAL BRITISH EMPIRE						65,80,419	48,22,941	30,61,459	39,56,198	42,60,825
Germany						92,664	61,086	1,02,900	1,57,010	1,07,217
Netherlands						1,441	371	1,269	..	15,858
Belgium						969	14,798	37,172	37,169	75,256
France						68,323	24,775	5,400	3,119	7,217
Italy						59,866	1,053	..	40,508	13,106
Maskat Territory and Trucial Oman	1,135	..
Persia						200	..	5,575	11,575	1,124
United States of America— Via Atlantic Coast						44,174	1,64,284	92,801	1,51,776	1,10,806
“ Pacific “						62	901	..
Other Foreign Countries	700	25	921	309
TOTAL FOREIGN COUNTRIES						2,62,690	2,37,063	2,45,452	4,54,111	3,90,843
<i>Share of Bengal</i>						14,86,161	9,35,473	8,05,508	13,92,760	16,03,003
“ Bombay						21,01,006	16,44,689	11,08,224	12,83,360	9,94,599
“ Sind						26,05,173	20,46,477	9,43,234	11,26,322	14,26,419
“ Madras						3,79,325	3,74,746	3,28,142	3,52,348	3,85,254
“ Burma						2,18,413	1,05,620	1,20,453	2,52,504	2,61,597
TOTAL						67,93,116	51,10,004	33,06,911	44,10,304	46,50,368

GENERAL IMPORTS

(GOVERNMENT STORES)

(984)

No. 16—continued

ARTICLES, AND COUNTRIES OF CONSIGNMENT; ALSO SHARE OF EACH PROVINCE	QUANTITY					VALUE				
	1922-23	1923-24	1924-25	1925-26	1926-27	1922-23	1923-24	1924-25	1925-26	1926-27
GOVERNMENT STORES— <i>continued</i>						R	R	R	R	R
Leather—										
Unwrought—	<i>Cwts.</i>	<i>Cwts.</i>	<i>Cwts.</i>	<i>Cwts.</i>	<i>Cwts.</i>					
United Kingdom	144	58	52	97	107	72,821	10,968	18,978	54,020	38,015
Share of Bengal	15	17	..	6,753	201	8,305	30,227	229
" Bombay	11	17	5	80	100	4,802	4,169	1,302	23,306	29,311
" Sind	129	40	31	..	7	69,246	6,309	8,822	427	4,375
" Madras	..	1	229
" Burma	4	..	1	920	..	647
TOTAL	144	58	52	97	107	72,821	10,968	18,978	54,020	38,015
Manufactures—										
Saddlery and harness—										
United Kingdom	—	—	—	—	—	35,427	19,883	689	117	12,149
Aden and Dependencies	—	—	—	—	—	13,364	2,115
Mesopotamia	—	—	—	—	—	1,89,584	13,62,018
Straits Settlements (including Labuan)	—	—	—	—	—	1,800
TOTAL BRITISH EMPIRE	—	—	—	—	—	2,26,811	14,01,896	689	13,481	14,264
TOTAL FOREIGN COUNTRIES	—	—	—	—	—	840	172	118
Share of Bengal	—	—	—	—	—	1,93,468	13,83,918	664	229	311
" Bombay	—	—	—	—	—	27,134	16,350	25	11,364	7,430
" Sind	—	—	—	—	—	5,851	1,628	6,841
" Burma	—	—	—	—	—	1,800
TOTAL	—	—	—	—	—	2,27,651	14,01,896	689	11,653	14,382
Other sorts (excluding boots and shoes)—										
United Kingdom	—	—	—	—	—	2,44,104	2,69,875	81,311	71,506	89,050
Other British Possessions	—	—	—	—	—	761	200
TOTAL BRITISH EMPIRE	—	—	—	—	—	2,44,865	2,70,075	81,311	71,506	89,050
Germany	—	—	—	—	—	589
Share of Bengal	—	—	—	—	—	125	4,244	67,377	46,847	4,629
" Bombay	—	—	—	—	—	2,41,077	2,13,251	1,321	16,426	49,645
" Sind	—	—	—	—	—	2,902	46,823	10,610	7,150	34,324
" Madras	—	—	—	—	—	761	308	1,286	2,049	332
" Burma	—	—	—	—	—	..	449	286	34	..
TOTAL	—	—	—	—	—	2,44,865	2,70,075	81,800	71,506	89,050
Total value of Leather	—	—	—	—	—	5,45,337	16,82,929	1,01,647	1,37,179	1,37,347
Liquors—	<i>Gals.</i>	<i>Gals.</i>	<i>Gals.</i>	<i>Gals.</i>	<i>Gals.</i>					
Ale, Beer and Porter—										
United Kingdom	1,000	2,424
Share of Bombay	1,000	2,424
Spirits—										
United Kingdom	196	616	804	1,443	393	2,728	7,034	14,714	12,154	6,365
Other British Possessions	37	21	116	253
TOTAL BRITISH EMPIRE	196	616	804	1,480	414	2,728	7,034	14,714	12,300	6,618
Germany	25	22	24	16	54	643	880	827	371	1,291
Other Foreign Countries	298	..	11	4	5	695	..	252	114	69
TOTAL FOREIGN COUNTRIES	323	22	35	20	59	1,338	880	1,079	485	1,360

(GOVERNMENT STORES)

No. 16—continued

ARTICLES, AND COUNTRIES OF CONSIGNMENT; ALSO SHARE OF EACH PROVINCE	QUANTITY					VALUE				
	1922-23	1923-24	1924-25	1925-26	1926-27	1922-23	1923-24	1924-25	1925-26	1926-27
GOVERNMENT STORES— <i>continued</i>						R	R	R	R	R
Liquors—continued										
<i>Spirit—continued</i>										
<i>Share of Bengal</i>	Gals.	Gals.	Gals.	Gals.	Gals.					
..	354	76	166	70	117	1,121	1,188	2,653	579	2,358
.. <i>Bombay</i>	165	560	664	760	332	2,935	6,536	13,023	9,343	4,809
.. <i>Sind</i>	..	2	2	32	20	..	60	21	910	327
.. <i>Madras</i>	37	116	..
.. <i>Burma</i>	7	601	4	97	1,532	54
TOTAL	519	636	839	1,500	473	4,066	7,864	15,703	12,785	7,078
Wines—										
<i>United Kingdom</i>	Gals.	Gals.	Gals.	Gals.	Gals.					
..	2	324	6,000	..	24	44	843	1,822	..	240
<i>Share of Bengal</i>	..	24	243
.. <i>Bombay</i>	24	240
.. <i>Burma</i>	2	300	6,000	44	600	1,822
TOTAL	2	324	6,000	..	24	44	843	1,822	..	240
Total Liquors	Gals.	Gals.	Gals.	Gals.	Gals.					
..	1,521	962	6,839	1,500	497	6,534	8,707	17,616	12,785	8,278
Machinery and Millwork—										
<i>Steam Engines and parts</i> <i>(other than locomotives)—</i>										
<i>United Kingdom</i>	—	—	—	—	—	12,04,042	16,20,367	6,27,105	5,00,607	8,00,212
<i>Mesopotamia</i>	—	—	—	—	—	20,380
TOTAL BRITISH EMPIRE	—	—	—	—	—	12,04,042	16,20,367	6,27,105	5,00,607	4,10,542
<i>Germany</i>	—	—	—	—	—	7,224
<i>Netherlands</i>	—	—	—	—	—	3,878
<i>Belgium</i>	—	—	—	—	—	29,046
<i>United States of America—</i> <i>Via Atlantic Coast</i>	—	—	—	—	—	..	5,72,900	24,866	1,04,513	..
TOTAL FOREIGN COUNTRIES	—	—	—	—	—	..	5,72,900	54,612	1,04,513	11,102
<i>Share of Bengal</i>	—	—	—	—	—	93,088	1,164	42,029	20,334	4,015
.. <i>Bombay</i>	—	—	—	—	—	2,63,293	67,248	3,398	33,603	43,242
.. <i>Sind</i>	—	—	—	—	—	4,45,850	14,68,732	4,26,646	1,11,080	20,922
.. <i>Madras</i>	—	—	—	—	—	23,790	4,27,631	3,08,567	2,74,102	1,08,273
.. <i>Burma</i>	—	—	—	—	—	3,78,215	2,23,502	..	1,26,250	1,62,093
TOTAL	—	—	—	—	—	12,04,042	21,93,267	6,81,617	6,14,210	4,30,644
Other sorts of Machinery—										
<i>United Kingdom</i>	—	—	—	—	—	1,84,58,511	68,75,689	59,50,740	51,39,305	90,86,275
<i>Aden and Dependencies</i>	—	—	—	—	—	..	2,907	412	1,150	5,045
<i>Mesopotamia</i>	—	—	—	—	—	..	49,361	..	8,209	..
<i>Ceylon</i>	—	—	—	—	—	..	200
<i>Straits Settlements (including</i> <i>Labuan)</i>	—	—	—	—	—	2,000
<i>Natal</i>	—	—	—	—	—	14,551
TOTAL BRITISH EMPIRE	—	—	—	—	—	1,84,60,511	69,23,447	59,51,152	51,48,664	90,64,871
<i>Germany</i>	—	—	—	—	—	11,574	39,360	91,344	2,01,732	1,46,712
<i>Netherlands</i>	—	—	—	—	—	..	9,565	2,150	..	96,524
<i>Belgium</i>	—	—	—	—	—	..	80,173	72,554	2,37,670	1,07,474
<i>France</i>	—	—	—	—	—	1,598
<i>Switzerland</i>	—	—	—	—	—	..	2,350
<i>Italy</i>	—	—	—	—	—	555	679	..	7,323	7,226
<i>Persia</i>	—	—	—	—	—	350	6,675	500
<i>United States of America—</i> <i>Via Atlantic Coast</i>	—	—	—	—	—	7,73,430	7,64,098	20,84,725	18,22,636	14,77,192
.. <i>Pacific</i>	—	—	—	—	—	..	5,473
Other Foreign Countries	—	—	—	—	—	202
TOTAL FOREIGN COUNTRIES	—	—	—	—	—	7,85,559	9,02,618	22,51,123	23,66,591	19,27,423

GENERAL IMPORTS

(GOVERNMENT STORES)

(986)

No. 16—continued

ARTICLES, AND COUNTRIES OF CONSIGNMENT; ALSO SHARE OF EACH PROVINCE	QUANTITY					VALUE				
	1922-23	1923-24	1924-25	1925-26	1926-27	1922-23	1923-24	1924-25	1925-26	1926-27
GOVERNMENT STORES— <i>continued</i>						R	R	R	R	R
Machinery and Millwork— <i>continued</i>										
Other sorts of Machinery— <i>continued</i>										
Share of Bengal	—	—	—	—	—	38,05,772	20,72,195	26,39,160	38,74,998	27,34,213
" Bombay	—	—	—	—	—	1,25,64,307	24,84,734	6,89,126	29,84,773	34,30,075
" Sind	—	—	—	—	—	21,86,952	26,87,908	47,34,607	34,97,631	46,93,476
" Madras	—	—	—	—	—	1,87,232	1,31,617	19,675	3,912	5,78,198
" Burma	—	—	—	—	—	5,51,807	4,54,611	1,22,808	1,53,941	1,47,342
TOTAL	—	—	—	—	—	1,92,46,070	78,31,065	82,02,275	1,05,15,255	1,15,83,299
Total value of Machinery and Millwork—										
United Kingdom	—	—	—	—	—	1,96,62,553	84,06,256	65,77,845	86,49,002	1,00,35,487
Aden and Dependencies	—	—	—	—	—	..	2,997	412	1,150	5,045
Mesopotamia	—	—	—	—	—	..	49,361	..	8,209	20,330
Ceylon	—	—	—	—	—	..	200
Straits Settlements (including Labuan)	—	—	—	—	—	2,000
Natal	—	—	—	—	—	14,551
TOTAL BRITISH EMPIRE	—	—	—	—	—	1,96,64,553	85,48,814	66,78,257	86,58,361	1,00,75,413
Germany	—	—	—	—	—	11,574	39,380	91,344	2,91,732	1,53,936
Netherlands	—	—	—	—	—	..	9,965	2,150	..	1,00,402
Belgium	—	—	—	—	—	..	80,173	1,02,200	2,37,670	1,97,474
France	—	—	—	—	—	1,598
Switzerland	—	—	—	—	—	..	2,350
Italy	—	—	—	—	—	555	679	..	7,828	7,226
Persia	—	—	—	—	—	350	6,675	500
United States of America— Via Atlantic Coast	—	—	—	—	—	7,73,480	13,36,998	21,09,591	19,27,199	14,77,192
" Pacific "	—	—	—	—	—	..	5,473
Other Foreign Countries	—	—	—	—	—	202
TOTAL FOREIGN COUNTRIES	—	—	—	—	—	7,85,559	14,75,518	23,05,635	24,71,104	19,88,530
Share of Bengal	—	—	—	—	—	33,98,860	20,73,349	26,81,179	35,95,227	27,38,228
" Bombay	—	—	—	—	—	1,28,27,500	25,51,982	6,25,580	30,68,346	34,78,317
" Sind	—	—	—	—	—	28,32,608	41,56,690	51,00,353	36,03,681	47,13,498
" Madras	—	—	—	—	—	1,61,022	5,59,198	2,33,122	2,73,014	7,74,465
" Burma	—	—	—	—	—	9,30,022	6,23,113	1,22,808	2,79,197	3,09,435
TOTAL	—	—	—	—	—	2,04,50,112	1,00,24,332	88,88,692	1,11,29,465	1,20,18,943
Metals and Ores—										
Brass, Bronze, and similar alloys, and manufactures thereof, wrought—										
United Kingdom	Cwts. 469	Cwts. 2,916	Cwts. 1,482	Cwts. 1,146	Cwts. 1,128	46,827	1,77,402	1,05,970	92,858	71,838
Aden and Dependencies	49	37	1,808	1,862	..
TOTAL BRITISH EMPIRE	469	2,916	1,531	1,183	1,128	46,827	1,77,402	1,07,778	94,720	71,838
Germany	175	9,132
Netherlands	27	1,566	..
Belgium	79	..	447	126	187	5,268	..	17,651	7,975	8,576
France	26	1,461
United States of America— Via Atlantic Coast	17	6,890	88
TOTAL FOREIGN COUNTRIES	90	..	447	153	388	12,158	..	17,651	9,541	19,252
Share of Bengal	218	2,263	1,147	307	311	19,773	1,13,852	51,268	17,970	16,443
" Bombay	181	543	513	492	592	26,699	56,940	62,774	49,415	35,810
" Sind	156	68	280	467	469	10,617	3,423	10,894	23,640	25,306
" Madras	20	..	3	..	966	1,659	..	204	..
" Burma	4	22	138	77	144	930	2,428	10,498	12,139	12,231
TOTAL	559	2,916	1,978	1,336	1,516	58,985	1,77,402	1,25,424	1,04,261	91,090
Copper—										
Unwrought—										
United Kingdom	Cwts. 845	Cwts. 324	Cwts. 7,105	Cwts. 96	Cwts. 293	52,176	15,141	3,88,598	7,281	12,284
New South Wales	1,999	91,206
Australian Commonwealth (Total)	1,999	91,206
TOTAL BRITISH EMPIRE	845	324	7,105	96	2,292	52,176	15,141	3,88,598	7,281	1,08,492

No. 16—continued

ARTICLES, AND COUNTRIES OF CONSIGNMENT; ALSO SHARE OF EACH PROVINCE	QUANTITY					VALUE				
	1922-23	1923-24	1924-25	1925-26	1926-27	1922-23	1923-24	1924-25	1925-26	1926-27
GOVERNMENT STORES— continued						R	R	R	R	R
Metals and Ores—continued										
Copper—continued										
Unwrought—continued	Cwts.	Cwts.	Cwts.	Cwts.	Cwts.					
United States of America— Via Atlantic Coast	16,211	26,408	7,80,522	11,00,244
Share of Bengal	4	324	7,105	16,363	24,514	408	15,141	3,38,633	7,64,872	11,01,403
" Bombay	4	4,086	900	1,87,804
" Sind	841	51,710
" Burma	40	100	1,981	4,729
TOTAL	845	324	7,105	16,307	28,700	52,176	15,141	3,38,588	7,67,758	12,03,734
Wrought—	Cwts.	Cwts.	Cwts.	Cwts.	Cwts.					
United Kingdom	10,123	4,280	1,420	3,302	3,446	7,50,208	3,41,571	90,676	2,30,427	1,50,040
Straits Settlements (including Labuan)	551	95,742
Egypt*	2	1,426
Other British Possessions	..	2	2	11	2	..	286	249	631	185
TOTAL BRITISH EMPIRE	10,125	4,282	1,422	3,313	3,999	7,60,634	3,41,857	90,925	2,31,058	1,50,225
Germany	..	210	48	..	2,068	..	12,202	2,862	..	1,08,887
Netherlands	..	209	..	2,108	1,471	..	14,001	..	1,82,574	88,934
Belgium	..	346	704	7	1,480	..	23,117	49,438	484	90,041
France	86	2,322
United States of America— Via Atlantic Coast	5	673	8,004	693	18,452	8,50,178
TOTAL FOREIGN COUNTRIES	5	1,438	747	2,115	13,054	693	68,762	51,795	1,83,058	6,40,362
Share of Bengal	4,213	2,202	1,753	1,466	2,867	3,11,699	1,47,209	1,05,918	94,014	6,32,341
" Bombay	807	154	75	1,112	4,334	70,580	17,617	6,678	76,466	2,01,116
" Sind	4,675	3,331	339	2,821	2,823	3,58,012	2,43,449	96,676	1,98,083	1,92,426
" Madras	30	..	2	3	3	2,328	..	196	181	185
" Burma	405	33	21	16	26	18,708	2,284	3,063	1,362	2,180
TOTAL	10,130	5,720	2,189	5,428	17,059	7,61,327	4,10,619	1,48,620	3,70,110	9,04,279
Total Copper—	Cwts.	Cwts.	Cwts.	Cwts.	Cwts.					
United Kingdom	10,968	4,604	8,525	3,398	3,739	8,11,384	3,56,712	4,20,109	2,48,658	1,71,324
Straits Settlements (including Labuan)	551	95,742
Egypt*	2	1,426
New South Wales	1,999	91,206
Australian Commonwealth (Total)	1,999	91,206
Other British Possessions	..	2	2	11	2	..	286	249	631	185
TOTAL BRITISH EMPIRE	10,970	4,606	8,527	3,409	6,291	8,12,810	3,56,998	4,20,358	2,49,289	1,71,509
Germany	..	210	48	..	2,068	..	12,202	2,862	..	1,08,887
Netherlands	..	209	..	2,108	1,471	..	14,001	..	1,82,574	88,934
Belgium	..	346	704	7	1,480	..	23,117	49,438	484	90,041
France	86	2,322
United States of America— Via Atlantic Coast	5	673	..	16,211	24,412	693	18,452	..	7,80,522	15,49,422
TOTAL FOREIGN COUNTRIES	5	1,438	747	18,326	29,462	693	68,762	51,795	9,13,580	18,39,606

* Shown as a Foreign Country from 1923-24.

GENERAL IMPORTS

(988)

(GOVERNMENT STORES)

No. 16—continued

ARTICLES, AND COUNTRIES OF CONSIGNMENT; ALSO SHARE OF EACH PROVINCE	QUANTITY					VALUE				
	1922-23	1923-24	1924-25	1925-26	1926-27	1922-23	1923-24	1924-25	1925-26	1926-27
GOVERNMENT STORES— <i>continued</i>										
Metals and Ores— <i>continued</i>										
Copper— <i>continued</i>										
Total Copper— <i>continued</i>										
Share of Bengal	4,217	2,526	2,237	17,729	24,381	2,12,165	1,62,410	4,44,451	3,78,886	16,39,741
" Bombay	307	154	75	1,116	2,420	70,580	17,627	6,678	77,386	4,48,721
" Sind	5,516	3,331	339	2,831	2,823	4,09,722	2,43,449	26,875	1,98,053	1,02,481
" Madras	30	..	2	3	3	2,328	..	196	181	184
" Burma	405	33	21	56	126	18,708	2,284	3,063	3,323	6,873
TOTAL	10,975	6,044	2,974	21,735	45,763	8,18,503	4,25,760	4,81,153	11,57,869	21,98,013
Iron— Pig—	Tons	Tons	Tons	Tons	Tons					
United Kingdom	1,842	3,799	3	4,437	302	1,85,716	3,32,201	148	3,31,627	35,320
Sweden	..	204	16,482
Germany	5	799
TOTAL FOREIGN COUNTRIES	..	204	5	..	16,482	799
Share of Bengal	1,842	3,998	3	4,400	216	1,85,716	3,47,908	118	3,29,007	37,492
" Bombay	..	5	55	..	777	5,926
" Sind	20
" Burma	37	37	2,620	2,710
TOTAL	1,842	4,003	3	4,437	307	1,85,716	3,48,683	148	3,31,627	36,128
Manufactures— Wire and tee, bolt and rod— United Kingdom	Tons	Tons	Tons	Tons	Tons					
Netherlands	138	115	290	130	135	55,280	38,324	1,04,659	56,811	58,992
Belgium	2	378
United States of America— Via Atlantic Coast	19	3,675
TOTAL FOREIGN COUNTRIES	22	..	262	4,853
Share of Bengal	66	106	186	98	37	24,966	31,360	47,811	34,932	15,973
" Bombay	23	1	14	11,399	291	3,476
" Sind	82	26	48	37,824	18,103	23,186
" Madras	41	455
" Burma	49	9	72	6	58	18,874	6,271	19,024	3,485	10,650
Protected *	12	7	3,673	3,893
Not protected	118	150	53,138	54,392
TOTAL	138	115	290	130	157	55,280	38,586	1,04,659	56,811	58,285
Bars and channels—	Tons	Tons	Tons	Tons	Tons					
United Kingdom	305	1,269	423	676	622	57,352	2,81,503	1,01,024	1,74,488	2,11,420
Share of Bengal	43	70	307	323	582	19,246	26,692	71,833	98,368	1,98,788
" Bombay	49	19	19,450	7,375
" Sind	232	92	116	299	11	38,106	16,836	29,191	55,815	3,441
" Madras	2	355	..
" Burma	..	1,107	10	..	2,37,975	1,818
Protected *	158	108	26,548	27,722
Not protected	518	514	1,47,945	1,83,698
TOTAL	305	1,269	423	676	622	57,352	2,81,503	1,01,024	1,74,488	2,11,420
Cast Iron—	Tons	Tons	Tons	Tons	Tons					
United Kingdom	2,285	5,183	716	5,243	1,059	2,98,348	6,52,028	2,05,831	5,62,926	3,00,681
Sweden	..	204	16,482
Belgium	19	3,675
Other Foreign Countries	8	..	262	1,477
TOTAL FOREIGN COUNTRIES	..	204	27	..	16,744	5,152
Share of Bengal	1,951	4,174	436	4,824	834	2,29,928	4,06,458	1,19,768	4,68,807	2,42,251
" Bombay	23	5	..	50	38	11,399	777	..	19,741	21,777
" Sind	232	92	208	324	59	38,106	16,836	67,045	73,918	26,827
" Madras	2	..	41	455	..	358	..
" Burma	49	1,116	72	43	105	18,874	2,44,246	19,024	6,708	15,178
Protected *	170	115	30,216	31,615
Not protected	5,073	971	5,32,710	2,74,218
TOTAL	2,285	5,387	716	5,243	1,036	2,98,348	6,68,772	2,05,831	5,62,926	3,05,833

ARTICLES, AND COUNTRIES OF CONSIGNMENT; ALSO SHARE OF EACH PROVINCE	QUANTITY					VALUE				
	1922-23	1923-24	1924-25	1925-26	1926-27	1922-23	1923-24	1924-25	1925-26	1926-27
GOVERNMENT STORES—										
<i>continued</i>										
Metals and Ores—continued										
<i>Steel—</i>										
<i>Bars and Channel—</i>										
United Kingdom . . .	Tons 2,942	Tons 4,390	Tons 355	Tons 956	Tons 1,333	R 5,17,766	R 8,15,754	R 74,384	R 1,44,006	R 1,84,687
Aden and Dependencies
TOTAL BRITISH EMPIRE	2,942	4,390	355	956	1,333	5,17,766	8,15,754	74,384	1,44,014	1,84,687
Netherlands	70	11,578
Belgium	481	..	697	71,996	..	72,844
TOTAL FOREIGN COUNTRIES	481	..	767	71,996	..	84,422
<i>Share of Bengal</i> . . .	153	253	427	325	796	73,481	44,919	77,612	67,629	1,01,394
“ <i>Bombay</i> . . .	2,771	3,863	30	429	380	4,38,513	7,34,437	4,579	63,496	63,466
“ <i>Sind</i> . . .	8	367	291	143	909	4,134	45,293	48,919	23,603	1,04,322
“ <i>Madras</i> . . .	10	..	60	1,636	..	6,922	184	..
“ <i>Burma</i>	2	48	..	15	..	509	3,212	..	9,927
Protected*	795	1,101	1,06,226	1,81,582
Not protected	161	999	38,098	137,577
TOTAL	2,942	4,390	836	956	2,100	5,17,766	8,15,754	1,46,380	1,44,014	2,69,109
Cast—										
United Kingdom . . .	Tons 234	Tons 27	Tons 74	Tons 140	Tons 523	R 1,68,435	R 35,862	R 98,466	R 1,33,635	R 2,24,243
Belgium	1,684
<i>Share of Bengal</i> . . .	112	6	23	79	479	76,612	3,222	27,309	66,216	1,63,867
“ <i>Bombay</i> . . .	79	11	40	43	21	26,119	15,583	61,676	45,071	41,474
“ <i>Sind</i> . . .	41	10	6	38	23	61,343	12,020	19,302	24,236	19,602
“ <i>Madras</i> . . .	1	337	37	179
“ <i>Burma</i> . . .	1	709	112	..
TOTAL	234	27	74	140	523	1,68,119	35,862	98,466	1,33,635	2,24,243
Total Steel—										
United Kingdom . . .	Tons 3,176	Tons 4,417	Tons 429	Tons 1,096	Tons 1,856	R 6,81,201	R 8,51,616	R 1,72,750	R 2,78,544	R 4,08,080
Aden and Dependencies
TOTAL BRITISH EMPIRE	3,176	4,417	429	1,096	1,856	6,81,201	8,51,616	1,72,750	2,78,544	4,08,080
Netherlands	70	11,578
Belgium	481	..	697	1,684	..	71,996	..	72,844
TOTAL FOREIGN COUNTRIES	481	..	767	1,684	..	71,996	..	84,422
<i>Share of Bengal</i> . . .	265	264	455	464	1,275	1,60,093	53,141	1,04,921	1,31,845	2,64,661
“ <i>Bombay</i> . . .	3,850	3,874	60	472	401	4,64,632	7,40,020	66,255	1,03,607	94,040
“ <i>Sind</i> . . .	49	277	297	160	932	65,476	67,918	68,241	47,841	1,23,324
“ <i>Madras</i> . . .	11	..	50	1,975	37	7,111	184	..
“ <i>Burma</i> . . .	1	2	48	..	15	709	500	3,212	112	9,927
Protected*	795	1,101	1,06,226	1,81,582
Not protected	301	1,522	1,72,323	361,820
TOTAL	3,176	4,417	910	1,096	2,623	6,82,885	8,51,616	2,44,746	2,78,544	4,08,352
Iron or Steel—										
<i>Anchors and cables—</i>										
United Kingdom . . .	Tons 223	Tons 8	Tons 60	Tons 47	Tons 74	R 1,14,725	R 6,823	R 50,427	R 20,369	R 37,122
United States of America— Via Atlantic Coast	290	1,42,060
<i>Share of Bengal</i> . . .	109	8	..	1	4	40,419	6,823	..	1,559	3,802
“ <i>Bombay</i> . . .	122	35	73,270	16,555
“ <i>Sind</i> . . .	1	21	209	327	3,326	146,372
“ <i>Burma</i>	60	25	25	709	..	50,427	9,924	14,463
TOTAL	223	8	60	47	334	1,14,725	6,823	50,427	20,369	1,79,182

GENERAL IMPORTS

(GOVERNMENT STORES)

(990)

No. 16—continued.

ARTICLES, AND COUNTRIES OF CONSIGNMENT; ALSO SHARE OF EACH PROVINCE	QUANTITY					VALUE				
	1922-23	1923-24	1924-25	1925-26	1926-27	1922-23	1923-24	1924-25	1925-26	1926-27
GOVERNMENT STORES— <i>continued</i>						R	R	R	R	R
Metals and Ores—continued										
Iron or Steel—continued	Tons	Tons	Tons	Tons	Tons					
Hoops and Strips—										
United Kingdom . . .	556	18	92	39	78	1,84,557	4,078	28,887	8,858	17,471
Share of Bengal . . .	18	16	17	16	31	10,287	4,296	5,240	4,051	5,874
" Bombay . . .	303	1	59	20	35	1,04,525	185	20,848	4,268	8,370
" Sind . . .	335	2	12	3	12	69,720	492	1,630	435	1,327
" Madras	4	25	..	437	62	..
" Burma	232	42	..
TOTAL . . .	556	18	92	39	78	1,84,557	4,978	28,887	8,858	17,471
Nails, screws, rivets, and washers—	Tons	Tons	Tons	Tons	Tons					
United Kingdom . . .	306	298	128	244	264	1,40,919	1,08,628	55,570	1,00,071	1,13,978
Germany	92	45,319	..
Netherlands	16	2,506
Belgium	31	71	7,200	12,238
Other Foreign Countries	37	33
TOTAL FOREIGN COUNTRIES	123	87	..	37	..	52,579	14,827
Share of Bengal . . .	92	126	30	96	65	62,584	43,919	13,824	47,428	31,387
" Bombay . . .	61	55	29	80	166	26,709	20,314	9,735	25,203	36,549
" Sind . . .	37	31	30	166	91	26,336	28,338	15,912	77,723	47,094
" Madras . . .	12	3	13	2	2	4,523	1,326	4,817	1,052	1,316
" Burma . . .	54	33	26	3	27	20,712	14,769	11,282	1,244	11,979
TOTAL . . .	306	298	128	397	351	1,40,919	1,08,665	55,570	1,52,650	1,28,805
Rails and fish plates of steel or iron (a)—	Tons	Tons	Tons	Tons	Tons					
United Kingdom	2,047	1,609	2,85,848	2,37,282
Germany	85	5,384
Netherlands	103	10,090
Belgium	15,919	32	18,79,489	6,372
TOTAL FOREIGN COUNTRIES	15,919	170	18,79,489	21,846
Share of Bengal	12,552	257	14,16,193	48,614
" Bombay	4,659	155	6,33,085	30,637
" Sind	755	1,264	92,059	1,65,757
" Madras	103	10,090
Protected*	16,397	1,844	19,79,236	2,32,666
Not protected	1,569	135	1,66,101	16,462
TOTAL	17,966	1,779	21,45,337	2,49,128
Sheets and plates (including galvanized and tinned plates)—	Tons	Tons	Tons	Tons	Tons					
United Kingdom . . .	6,645	2,931	3,512	3,120	1,587	13,51,208	7,48,531	8,50,128	7,74,235	4,74,186
Ceylon . . .	5	4,800
TOTAL BRITISH EMPIRE	6,650	2,931	3,512	3,120	1,587	13,56,008	7,48,531	8,50,128	7,74,235	4,74,186
Germany	47	..	309	5,741	..	81,377
Netherlands	668	1,73,583
Belgium	493	55	149	1,445	..	52,038	10,072	18,363	1,85,863
United States of America— Via Atlantic Coast . . .	116	..	55	28,711	..	28,600
TOTAL FOREIGN COUNTRIES	116	493	155	149	2,422	28,711	52,038	44,418	18,363	4,40,813
Share of Bengal . . .	3,608	729	1,796	1,304	1,698	6,39,840	1,93,967	4,44,710	2,37,570	3,75,313
" Bombay . . .	1,345	92	618	1,200	733	3,10,396	25,906	1,31,728	2,02,396	1,49,088
" Sind . . .	900	2,147	907	599	957	2,15,336	4,27,220	2,36,229	2,58,461	3,42,674
" Madras . . .	14	16	107	..	15	3,991	3,688	19,530	..	3,056
" Burma . . .	899	440	242	166	656	2,66,166	1,44,788	62,353	44,171	1,44,318
Protected.*	2,971	3,381	7,15,420	7,46,966
Not protected	298	628	77,178	1,67,983
TOTAL . . .	6,766	3,424	3,970	3,269	4,009	18,84,719	8,00,569	8,94,541	7,92,598	9,14,949

(a) Shown under " Railway Plant and Rolling Stock " prior to 1925-26.
 * Classified from 1925-26.

No. 16—continued

ARTICLES, AND COUNTRIES OF CONSIGNMENT; ALSO SHARE OF EACH PROVINCE	QUANTITY					VALUE				
	1922-23	1923-24	1924-25	1925-26	1926-27	1922-23	1923-24	1924-25	1925-26	1926-27
GOVERNMENT STORES— <i>continued</i>						R	R	R	R	R
Metals and Ores—continued										
<i>Iron or Steel—concluded.</i>										
Wire—										
United Kingdom	Tons 731	Tons 693	Tons 436	Tons 536	Tons 173	3,46,079	2,02,052	1,10,412	1,30,373	61,084
Germany	360	10	72	1,143	1,450	92,327	2,309	19,184	1,84,377	2,20,310
Netherlands	6	1,077
Belgium	25	135	404	190	347	9,619	47,154	87,352	32,522	53,803
Italy	54	13,937
Austria	261	64,838
Czechoslovakia	217	65,415
Persia	70	..	2	28,000	..	1,416
United States of America— Via Atlantic Coast	90
TOTAL FOREIGN COUNTRIES	385	203	1,078	1,333	1,308	1,01,940	51,620	2,67,626	2,10,309	2,84,528
<i>Share of Bengal</i>	568	105	568	336	1,010	1,75,353	42,367	1,31,493	1,66,066	1,78,097
" <i>Bombay</i>	194	407	333	493	366	1,15,776	1,07,735	77,292	99,768	61,365
" <i>Sind</i>	217	231	538	486	635	1,06,662	92,869	1,67,819	86,205	98,302
" <i>Madras</i>	2	10	42	668	3,644	10,985	369	85
" <i>Burma</i>	135	3	30	..	10	42,062	1,767	10,760	79	7,363
Protected*	1,730	1,334	3,03,469	3,03,048
Not protected	139	147	40,408	42,564
TOTAL	1,116	808	1,514	1,869	1,981	4,48,025	2,53,672	3,78,038	3,59,377	3,46,612
Other manufactures of iron or steel—	Tons	Tons	Tons	Tons	Tons					
United Kingdom	10,037	7,536	11,097	10,486	7,817	44,29,513	15,30,324	31,90,580	44,05,750	23,11,003
Mesopotamia	100	1,05,403	..	299
Aden and Dependencies	2	..	4	1,000	..	1,684
Ceylon	50	35
TOTAL BRITISH EMPIRE	10,139	7,536	11,101	10,486	7,817	45,34,016	15,30,374	31,92,563	44,05,750	23,11,038
Germany	9	2,169	409	4,724	3,18,238	70,575
Netherlands	404	4,541	..	435	..	80,015	10,12,239
Belgium	163	1	1,713	7,163	1,024	23,938	117	2,42,584	10,00,692	2,04,455
Switzerland	4	3,675
Persia	2	2,000
United States of America— Via Atlantic Coast	18	1	23	201	..	10,123	473	3,613	1,35,584
TOTAL FOREIGN COUNTRIES	163	21	1,723	9,762	7,079	23,938	12,675	2,47,756	14,11,653	15,25,778
<i>Share of Bengal</i>	938	249	1,324	10,095	6,993	3,39,444	1,41,208	3,61,394	25,56,247	17,12,700
" <i>Bombay</i>	2,245	1,171	2,078	4,534	1,915	5,95,313	3,03,066	3,47,673	9,90,113	5,90,173
" <i>Sind</i>	674	4,527	6,592	10,137	5,107	1,99,279	3,33,070	12,30,013	22,37,193	13,24,876
" <i>Madras</i>	423	162	130	6	32	94,639	31,925	31,230	2,897	14,307
" <i>Burma</i>	6,017	1,443	3,700	535	739	23,29,779	4,30,730	9,36,733	1,20,764	1,58,747
Protected*	23,178	11,795	50,56,026	27,24,036
Not-protected	3,070	3,101	3,51,233	11,11,890
TOTAL	10,302	7,557	12,824	26,248	14,396	45,58,854	18,43,049	34,46,349	59,07,309	33,36,870
Total Iron or Steel—	Tons	Tons	Tons	Tons	Tons					
United Kingdom	18,493	11,394	15,325	22,519	11,602	65,68,001	29,01,331	42,91,504	58,01,515	32,42,136
Mesopotamia	100	1,05,403	..	299
Aden and Dependencies	2	..	4	1,000	..	1,684
Ceylon	5	4,800	50	35
TOTAL BRITISH EMPIRE	18,605	11,394	15,329	22,519	11,602	66,77,204	29,01,381	42,93,487	58,01,515	32,42,171

* Classified from 1925-26.

GENERAL IMPORTS

(GOVERNMENT STORES)

(992)

No. 16—continued

ARTICLES, AND COUNTRIES OF CONSIGNMENT; ALSO SHARE OF EACH PROVINCE	QUANTITY					VALUE				
	1922-23	1923-24	1924-25	1925-26	1926-27	1922-23	1923-24	1924-25	1925-26	1926-27
GOVERNMENT STORES—										
<i>continued</i>										
Metals and Ores—continued										
<i>Iron or Steel—concluded</i>										
<i>Total Iron or Steel—continued</i>	Tons	Tons	Tons	Tons	Tons	₹	₹	₹	₹	₹
Germany	360	10	128	3,404	2,212	92,327	2,399	28,649	5,47,929	3,95,616
Netherlands	..	8	..	404	5,328	..	2,412	..	89,015	11,88,468
Belgium	188	679	2,178	23,452	3,819	33,557	99,309	3,39,908	39,88,326	5,52,770
Switzerland	4	3,876
Italy	54	18,987
Austria	261	64,888
Czechoslovakia	217	55,415
Persia	..	2	70	..	2	..	2,000	28,000	..	1,418
United States of America— Via Atlantic Coast	116	18	56	26	461	28,711	10,250	29,078	3,618	2,77,677
TOTAL FOREIGN COUNTRIES	664	717	2,959	27,286	11,838	1,54,595	1,16,370	5,59,825	85,78,888	24,29,852
<i>Share of Bengal</i>	5,324	1,232	3,735	25,779	10,058	17,18,432	4,32,480	9,67,160	44,79,114	23,49,626
<i>Bombay</i>	4,270	1,726	3,120	10,891	3,455	12,26,488	4,67,208	10,87,076	19,59,828	8,99,242
<i>Sind</i>	2,114	7,038	7,079	12,247	8,296	6,17,710	14,40,979	16,31,299	27,60,803	20,26,431
<i>Madras</i>	456	191	296	8	202	1,02,751	45,582	66,995	4,380	29,354
<i>Burma</i>	7,105	1,924	4,058	780	1,418	31,66,418	6,41,504	11,20,782	1,76,274	3,67,370
<i>Protected*</i>	44,276	18,654	80,54,151	40,07,666
<i>Not protected</i>	5,529	4,774	13,36,247	16,61,357
TOTAL	19,269	12,171	18,288	49,805	28,428	68,31,799	30,17,751	48,53,312	93,89,398	56,72,028
Lead—										
<i>Pig—</i>										
United Kingdom	Cwts. 998	Cwts. 606	Cwts. 241	Cwts. 10	Cwts. 3,950	20,891	18,495	6,152	245	82,369
<i>Share of Bengal</i>	816	421	..	10	3,950	16,735	9,597	..	245	82,369
<i>Bombay</i>	61	180	1,262	3,696
<i>Madras</i>	121	5	241	2,894	202	6,152
TOTAL	998	606	241	10	3,950	20,891	18,495	6,152	245	82,369
Wrought—										
<i>Sheets, pipes, and tubes—</i>										
United Kingdom	Cwts. 1,049	Cwts. 52	Cwts. 915	Cwts. 1,702	Cwts. 1,687	27,317	7,280	25,052	1,60,706	79,210
<i>Share of Bengal</i>	7	..	105	897	173	212	..	3,175	1,36,185	4,272
<i>Bombay</i>	150	38	32	70	438	4,351	1,098	967	2,120	19,999
<i>Sind</i>	4	403	108	84	12,559	2,840
<i>Madras</i>	884	..	254	286	305	22,595	..	6,972	9,324	7,857
<i>Burma</i>	8	14	620	46	663	159	6,182	12,851	1,513	44,242
TOTAL	1,049	52	915	1,702	1,687	27,317	7,280	25,052	1,60,706	79,210
Other sorts—										
United Kingdom	Cwts. 11	Cwts. 104	Cwts. 8	Cwts. 15	Cwts. 120	504	3,528	188	450	3,409
Aden and Dependencies	12	2	824	45
TOTAL BRITISH EMPIRE	11	104	8	27	122	504	3,528	188	774	3,454
Netherlands	2	100
<i>Share of Bengal</i>	..	97	3	..	2	..	2,368	84	..	100
<i>Bombay</i>	..	7	..	21	4	..	1,160	32	585	109
<i>Sind</i>	11	6	114	504	122	3,235
<i>Madras</i>	4	110
<i>Burma</i>	32	67	..
TOTAL	11	104	8	27	124	504	3,528	188	774	3,554
Total Lead—										
United Kingdom	Cwts. 2,058	Cwts. 702	Cwts. 1,159	Cwts. 1,727	Cwts. 5,757	48,712	24,303	30,342	1,61,401	1,64,988
Aden and Dependencies	12	2	824	45
TOTAL BRITISH EMPIRE	2,058	702	1,159	1,739	5,759	48,712	24,303	30,342	1,61,725	1,65,033
Netherlands	2	100
<i>Share of Bengal</i>	823	518	108	507	4,125	16,947	11,955	3,259	1,35,430	86,741
<i>Bombay</i>	211	225	32	91	442	5,613	5,954	999	2,705	20,108
<i>Sind</i>	11	..	4	403	223	504	..	84	12,681	6,075
<i>Madras</i>	1,005	5	495	286	309	25,489	202	12,124	9,324	7,907
<i>Burma</i>	8	14	620	46	663	159	6,182	12,876	1,513	44,242
TOTAL	2,058	702	1,159	1,739	5,761	48,712	24,303	30,342	1,61,725	1,65,133

* Classified from 1925-26.

ARTICLES, AND COUNTRIES OF CONSIGNMENT; ALSO SHARE OF EACH PROVINCE	QUANTITY					VALUE				
	1922-23	1923-24	1924-25	1925-26	1926-27	1922-23	1923-24	1924-25	1925-26	1926-27
GOVERNMENT STORES— <i>continued</i> Metals and Ores—continued <i>See—</i> Unwrought (blocks, ingots, bars, and slabs)—						R	R	R	R	R
	Cwts.	Cwts.	Cwts.	Cwts.	Cwts.					
United Kingdom	148	6	28	2,581	56	28,641	822	2,911	4,71,626	10,418
Straits Settlements (including Labuan)	2,606	8,049	8,818	2,618	1,701	5,82,287	5,86,470	5,94,658	4,73,841	3,31,297
TOTAL BRITISH EMPIRE	2,754	8,055	8,846	5,199	1,757	6,10,928	5,87,292	5,97,569	9,45,467	3,41,715
Share of Bengal	2,725	2,769	3,313	4,391	1,751	6,08,867	5,36,580	5,94,658	3,37,400	3,41,105
" Bombay	13	282	..	278	..	1,920	69,200	19	59,512	..
" Sind	16	..	6	632	..	610
" Madras	16	4	2,161	612
" Burma	18	30	2,174	5,555	..
TOTAL	2,754	3,055	3,341	5,199	1,757	6,10,928	5,87,292	5,97,569	9,45,467	3,41,715
Wrought (including plates or sheets, not being tinned iron)—										
	Cwts.	Cwts.	Cwts.	Cwts.	Cwts.					
United Kingdom	589	1,177	226	2	160	26,354	39,681	4,859	820	22,470
Aden and Dependencies	18	215	..
TOTAL BRITISH EMPIRE	589	1,177	226	20	160	26,354	39,681	4,859	544	22,470
Share of Bengal	82	1,064
" Bombay	504	1,167	50	19	184	24,161	39,497	1,254	388	21,715
" Sind	2	173
" Madras	1	3	176	1	26	87	77	3,605	186	765
" Burma	7	177
TOTAL	589	1,177	226	20	160	26,354	39,681	4,859	544	22,470
Total Tin—										
	Cwts.	Cwts.	Cwts.	Cwts.	Cwts.					
United Kingdom	787	1,183	254	2,583	216	55,015	40,503	7,770	4,71,955	82,888
Aden and Dependencies	18	215	..
Straits Settlements (including Labuan)	2,606	8,049	8,818	2,618	1,701	5,82,287	5,86,470	5,94,658	4,73,841	3,31,297
TOTAL BRITISH EMPIRE	3,393	4,232	3,567	5,219	1,917	6,37,302	6,26,973	6,02,428	9,46,011	3,64,185
Share of Bengal	2,807	2,769	3,313	4,391	1,751	6,08,831	5,36,580	5,94,658	3,37,400	3,41,105
" Bombay	517	1,449	50	297	184	26,081	39,627	1,303	62,900	21,715
" Sind	2	..	16	..	6	173	..	688	..	610
" Madras	17	7	176	1	26	2,213	580	3,605	150	765
" Burma	7	18	30	177	2,174	5,555	..
TOTAL	3,393	4,232	3,567	5,219	1,917	6,37,302	6,26,973	6,02,428	9,46,011	3,64,185
Zinc or Spelter, wrought or manufactured—										
	Cwts.	Cwts.	Cwts.	Cwts.	Cwts.					
United Kingdom	6,587	1,184	3,388	668	1,112	1,72,996	40,409	90,605	19,425	32,082
Aden and Dependencies	4	105	..
Mesopotamia	202	4,504	..
Victoria	6,000	1,60,821
New South Wales	6,001	1,50,762
Total Australian Common- wealth	12,001	3,01,583
TOTAL BRITISH EMPIRE	6,587	1,184	3,388	874	18,118	1,72,996	40,409	90,605	24,034	3,33,715
Germany	28	28	758	780
Belgium	4,496	417	5,151	10,081	..	1,25,329	10,772	1,25,962	2,50,022
United States of America— Via Atlantic Coast	8,999	12,000	11,000	99,280	3,51,201	2,80,008
TOTAL FOREIGN COUNTRIES	..	4,496	4,416	17,179	21,109	..	1,25,329	1,10,052	4,77,921	3,30,810
Share of Bengal	5,240	4,679	7,237	17,128	23,753	1,87,713	1,39,658	1,94,846	4,97,979	3,47,481
" Bombay	775	713	208	331	190	16,878	21,087	5,822	9,227	6,004
" Sind	505	266	143	387	84	16,267	11,276	3,809	10,042	4,291
" Madras	4	..	10	1	21	143	..	1,127	23	1,536
" Burma	63	22	218	306	174	1,266	2,267	5,443	5,374	6,213
TOTAL	6,587	5,680	7,804	18,058	34,222	1,72,996	1,55,788	2,00,657	5,01,955	3,64,525

GENERAL IMPORTS

(994)

(GOVERNMENT STORES)

No. 16—continued

ARTICLES, AND COUNTRIES OF CONSIGNMENT; ALSO SHARE OF EACH PROVINCE	QUANTITY					VALUE				
	1922-23	1923-24	1924-25	1925-26	1926-27	1922-23	1923-24	1924-25	1925-26 ^{ad}	1926-27
GOVERNMENT STORES— <i>continued</i>						R	R	R	R	R
Metals and Ores— <i>concluded</i>										
<i>Metals and Ores, unenumerated—</i>	Gwts.	Gwts.	Gwts.	Gwts.	Gwts.					
United Kingdom	2,261	1,759	1,033	761	1,493	1,03,669	78,612	81,388	54,076	1,01,405
Aden and Dependencies	5	2	20	9	..	2,777	761	3,823	1,044
TOTAL BRITISH EMPIRE	2,261	1,764	1,035	781	1,502	1,03,669	81,389	82,149	57,899	1,02,449
Germany	77	4,074
Maskat Territory and Trucial Oman	6	2,450
TOTAL FOREIGN COUNTRIES	83	6,524
Share of Bengal	1,450	1,630	344	322	357	58,225	57,071	29,026	20,999	24,533
" Bombay	95	173	596	267	998	21,601	19,086	47,113	13,034	53,217
" Sind	670	31	80	72	119	13,376	1,577	4,944	5,302	16,375
" Madras	22	27	..	25	3	5,530	2,771	..	2,533	1,353
" Burma	24	3	98	95	20	4,437	384	7,590	10,431	1,411
TOTAL	2,261	1,764	1,113	781	1,502	1,03,669	81,389	88,673	57,899	1,02,449
Steel Metals and Ores—	Tons	Tons	Tons	Tons	Tons					
United Kingdom	25,113	21,614	17,262	29,372	15,189	87,84,153	51,22,916	54,15,269	76,86,358	45,26,272
Aden and Dependencies	2	..	7	5	1	1,000	3,053	4,497	6,145	1,224
Mesopotamia	100	10	..	1,05,408	..	299	74,824	..
Ceylon	5	4,800	50	35
Straits Settlements (including Labuan)	130	153	166	130	112	5,82,237	5,86,470	5,94,658	4,73,341	4,27,039
Egypt	1,426
Victoria	300	1,50,331
New South Wales	400	2,41,958
Australian Commonwealth (Total)	700	3,92,289
TOTAL BRITISH EMPIRE	25,350	21,767	17,435	29,517	16,002	94,79,069	57,12,499	60,14,723	81,71,168	53,47,409
Sweden	204	16,482
Germany	360	20	134	3,405	2,330	92,327	14,691	35,085	5,43,697	6,15,244
Netherlands	18	..	511	5,474	..	17,313	..	2,23,155	12,99,458
Belgium	192	921	2,732	23,716	5,122	40,509	2,47,755	4,39,760	30,72,747	9,77,923
France	3	3,733
Switzerland	4	3,875
Italy	54	13,937
Austria	261	64,333
Czechoslovakia	217	55,415
Maskat Territory and Trucial Oman	2,450
Persia	2	70	..	2	..	2,000	23,000	..	1,416
United States of America— Via Atlantic Coast	117	52	253	1,433	2,733	36,294	23,964	1,23,353	11,35,336	21,07,490
TOTAL FOREIGN COUNTRIES	669	1,217	3,724	29,070	15,668	1,69,130	3,27,205	3,17,343	40,79,925	49,09,194
Share of Bengal	3,273	6,334	5,975	33,131	16,901	32,52,107	19,04,575	24,39,341	74,31,530	53,12,635
" Bombay	7,272	5,767	3,354	11,643	4,433	13,39,971	14,07,334	12,57,730	22,97,863	16,07,533
" Sind	3,763	7,692	7,632	12,939	9,473	11,73,550	17,75,453	13,03,379	31,32,209	23,32,325
" Madras	521	194	330	26	330	1,42,440	51,295	91,153	17,340	41,151
" Burma	7,180	3,047	4,233	343	1,594	32,12,131	9,01,052	11,90,553	2,22,151	4,62,449
TOTAL	26,019	22,934	21,159	58,587	31,670	96,43,199	60,30,704	68,32,566	1,31,51,093	1,02,56,603

* Shown as a Foreign Country from 1923-24.

No. 16—continued

ARTICLES, AND COUNTRIES OF CONSIGNMENT; ALSO SHARE OF EACH PROVINCE	QUANTITY					VALUE				
	1922-23	1923-24	1924-25	1925-26	1926-27	1922-23	1923-24	1924-25	1925-26	1926-27
GOVERNMENT STORES—										
<i>continued</i>										
Paper and Pasteboard—										
<i>Paper—</i>										
Printing paper—										
United Kingdom	5,338	15,292	6,630	15,352	9,290	1,91,854	4,16,261	1,83,609	3,27,257	3,43,025
Germany	9,419	578	1,66,481	10,393
Austria	392	6,171	..
United States of America— <i>Via Atlantic Coast</i>	6	..	1,308	169	..	22,678
TOTAL FOREIGN COUNTRIES	6	9,811	1,976	168	1,62,652	32,071
Share of Bengal	2,733	12,348	5,720	11,344	7,166	1,07,410	3,32,307	1,51,109	2,17,670	1,91,054
Bombay	733	1,261	371	1,373	3,444	20,150	47,566	19,473	59,463	1,50,213
Sind	157	1,611	48	12,500	26,195	2,256
Madras	1,663	1,061	391	10,269	457	51,704	32,836	11,907	1,21,486	22,063
Burma	..	122	53	161	142	..	3,052	1,673	4,025	10,430
Protected*	14,566	10,546	2,26,411	3,27,404
Not Protected	10,507	710	2,03,408	46,092
TOTAL	6,336	15,292	6,645	25,163	11,256	1,91,854	4,16,261	1,83,607	4,84,909	3,76,096
Writing paper and envelopes—										
United Kingdom	..	10,384	1,544	6,931	3,061	5,02,469	3,87,261	91,729	2,29,619	4,65,116
Germany	408	407	9,730	10,885
Share of Bengal	..	8,903	399	4,322	1,286	1,59,061	3,17,335	39,516	1,03,801	71,560
Bombay	..	1,004	4	4,267	6,058	1,03,188	51,067	379	1,22,723	3,22,669
Sind	198	..	13	168	..	4,876	..	1,640
Madras	..	456	630	164	1,089	2,42,071	17,311	42,095	9,733	71,745
Burma	..	21	263	86	22	2,011	1,045	12,872	7,238	1,976
Protected*	4,908	7,407	1,28,788	4,04,150
Not Protected	2,436	1,061	1,00,758	71,061
TOTAL	..	10,384	1,544	7,339	3,468	5,02,469	3,87,261	91,729	2,39,546	4,75,811
Other kinds of paper—										
United Kingdom	3,654	11,182	9,160	15,141	5,268	2,07,327	7,15,973	4,41,123	6,26,877	2,71,410
Ceylon	1	12,161
Straits Settlements (including Labuan)	1	15
TOTAL BRITISH EMPIRE	3,655	11,182	9,161	15,141	5,268	2,07,327	7,15,973	4,53,289	6,26,877	2,71,410
Sweden	..	90	421	378	42	..	1,682	11,800	18,700	723
Germany	..	308	4,172	6,834	11,806	..	5,498	57,149	1,21,787	2,23,807
Netherlands	283	4,907
Belgium	89	..	238	3,427	..	9,454
Austria	716	16,502	..
Other Foreign Countries	16	..	2	566	..	398
TOTAL FOREIGN COUNTRIES	..	398	4,931	7,928	12,178	..	7,180	77,849	1,56,939	2,39,292
Share of Bengal	673	7,107	3,041	12,347	11,730	36,005	2,22,539	1,70,373	4,97,494	2,28,001
Bombay	2,347	2,767	5,037	4,225	4,175	78,440	96,997	62,513	2,20,423	1,59,226
Sind	272	545	10	354	457	32,533	30,269	430	12,229	35,712
Madras	350	240	329	..	398	4,174	6,175	14,834	..	64,573
Burma	3	921	676	343	193	175	3,58,173	2,77,133	1,21,715	12,130
TOTAL	3,655	11,580	14,092	23,069	17,446	2,07,327	7,23,153	5,81,188	7,83,316	5,10,792
Pasteboard, millboard, and cardboard of all kinds—										
United Kingdom	1,944	3,713	979	10,973	23,333	53,299	1,53,303	22,560	2,15,403	2,47,572
Denmark	892	..	1,665	7,140	..	16,976
Germany	..	335	2,537	1,932	634	..	2,947	17,349	33,934	14,230
Netherlands	..	8,256	2,015	3,612	3,550	..	68,981	17,090	27,233	24,273
Belgium	3,103	25,159
Italy	2,095	400	29,179	7,506
TOTAL FOREIGN COUNTRIES	..	8,591	8,602	7,640	6,249	..	71,028	66,738	1,00,396	62,985
Share of Bengal	435	6,380	4,764	2,323	3,680	24,330	67,267	32,660	26,532	31,432
Bombay	384	1,769	1,003	14,624	12,490	23,559	19,911	7,163	2,94,546	2,24,196
Sind	568	1,201	978	344	2,769	6,189	21,673	25,803	12,576	47,229
Madras	..	1,485	1,940	..	237	..	11,000	16,490	..	2716
Burma	7	974	395	322	1,025	121	1,75,377	7,353	2,710	5,693
TOTAL	1,944	12,309	9,561	18,613	19,632	53,299	2,25,231	89,298	3,15,804	3,10,557

* Classified from October 1925.

GENERAL IMPORTS
(GOVERNMENT STORES)

(996)

No. 16—continued

ARTICLES, AND COUNTRIES OF CONSIGNMENT ALSO SHARE OF EACH PROVINCE	QUANTITY					VALUE				
	1922-23	1923-24	1924-25	1925-26	1926-27	1922-23	1923-24	1924-25	1925-26	1926-27
GOVERNMENT STORES— <i>continued</i>						R	R	R	R	R
Paper and Pasteboard— <i>continued</i>										
<i>Total value of Paper and Pasteboard—</i>										
United Kingdom . . .	—	—	—	—	—	9,54,844	16,72,798	7,39,116	13,93,857	13,27,13
Ceylon	—	—	—	—	—	12,161
Straits Settlements (including Labuan)	—	—	—	—	—	15
TOTAL BRITISH EMPIRE	—	—	—	—	—	9,54,859	16,72,798	7,51,277	13,93,858	13,27,13
Sweden	—	—	—	—	—	..	1,082	11,800	18,700	72
Denmark	—	—	—	—	—	7,140	..	16,97
Germany	—	—	—	—	—	..	8,445	74,498	3,21,932	2,64,11
Netherlands	—	—	—	—	—	..	68,981	21,997	27,238	24,27
Belgium	—	—	—	—	—	28,588	..	9,45
Italy	—	—	—	—	—	39,179	7,75
Austria	—	—	—	—	—	22,673	..
United States of America— Via Atlantic Coast . . .	—	—	—	—	—	168	..	22,72
Other Foreign Countries . .	—	—	—	—	—	566
TOTAL FOREIGN COUNTRIES	—	—	—	—	—	..	79,108	1,44,755	4,29,717	3,46,038
<i>Share of Bengal</i>	—	—	—	—	—	3,67,796	9,39,948	3,34,667	7,55,497	6,22,401
.. Bombay	—	—	—	—	—	2,30,317	9,14,544	95,539	6,89,769	6,62,251
.. Sind	—	—	—	—	—	56,490	51,942	30,909	67,040	86,828
.. Madras	—	—	—	—	—	2,97,949	67,322	84,378	1,91,321	1,60,497
.. Burma	—	—	—	—	—	2,307	4,77,650	3,00,061	1,35,638	31,179
{ Protected*	—	—	—	—	—	—	—	—	4,25,109	7,31,554
{ Not protected	—	—	—	—	—	—	—	—	14,03,376	9,41,612
TOTAL	—	—	—	—	—	9,54,859	17,51,906	8,96,032	18,23,575	16,73,166
Printing and Lithographing materials (excluding paper)—										
United Kingdom	—	—	—	—	—	5,98,622	9,18,428	6,76,983	8,01,319	5,08,823
Norway	—	—	—	—	—	7,650
Germany	—	—	—	—	—	2,200	5,502	31,608	44,180	4,063
Netherlands	—	—	—	—	—	3,064	1,588	..	3,950	..
Belgium	—	—	—	—	—	7,064	..	88
France	—	—	—	—	—	14,280	18
Italy	—	—	—	—	—	207	500
Japan	—	—	—	—	—	4,361
United States of America— Via Atlantic Coast . . .	—	—	—	—	—	24,938	1,81,208	55,521	64,367	27,513
TOTAL FOREIGN COUNTRIES	—	—	—	—	—	50,079	1,88,798	67,212	1,36,767	31,594
<i>Share of Bengal</i>	—	—	—	—	—	3,98,469	4,03,293	5,98,962	3,69,314	2,12,334
.. Bombay	—	—	—	—	—	1,12,704	4,44,464	46,404	4,23,904	2,42,580
.. Sind	—	—	—	—	—	51,620	1,84,704	1,13,866	68,624	56,632
.. Madras	—	—	—	—	—	63,366	63,119	25,780	24,374	13,622
.. Burma	—	—	—	—	—	32,642	11,646	49,144	31,366	14,940
TOTAL	—	—	—	—	—	6,48,701	11,07,228	7,44,145	9,38,586	6,40,417

* Classified from October, 1925.

No. 16—continued

ARTICLES, AND COUNTRIES OF CONSIGNMENT; ALSO SHARE OF EACH PROVINCE	QUANTITY					VALUE				
	1922-23	1923-24	1924-25	1925-26	1926-27	1922-23	1923-24	1924-25	1925-26	1926-27
GOVERNMENT STORES— <i>continued</i>						R	R	R	R	R
Railway plant and rolling stock—										
Carriages and wagons and parts thereof (a)—										
United Kingdom	—	—	—	—	—	1,27,29,740	1,18,11,039	50,51,433	—	—
Straits Settlements (including Labuan).	—	—	—	—	—	9,327	—	—
TOTAL BRITISH EMPIRE	—	—	—	—	—	1,27,29,740	1,18,11,039	50,51,365	—	—
Sweden	—	—	—	—	—	47,835	—	—
Germany	—	—	—	—	—	..	1,08,514	4,50,497	—	—
Belgium	—	—	—	—	—	3,19,901	2,49,024	7,48,044	—	—
Italy	—	—	—	—	—	7,431	47,854	2,51,913	—	—
Austria	—	—	—	—	—	2,10,704	—	—
Egypt †	—	—	—	—	—	—	..	500	—	—
United States of America—										
<i>Via Atlantic Coast</i>	—	—	—	—	—	2,268	3,553	..	—	—
Argentine Republic (including the Atlantic Coast of Patagonia)	—	—	—	—	—	..	240	..	—	—
TOTAL FOREIGN COUNTRIES	—	—	—	—	—	3,77,485	4,09,185	16,61,713	—	—
Share of Bengal	—	—	—	—	—	34,93,377	39,33,961	68,40,054	—	—
" Bombay	—	—	—	—	—	15,124	—	—
" Sind	—	—	—	—	—	98,88,714	33,33,373	20,89,378	—	—
" Burma	—	—	—	—	—	..	3,855	13,151	—	—
TOTAL	—	—	—	—	—	1,31,07,225	1,22,20,224	67,33,083	—	—
Carriages and parts thereof (b)—										
United Kingdom	—	—	—	—	—	—	—	—	79,78,520	1,31,03,005
Sweden	—	—	—	—	—	—	—	—	..	20,754
Germany	—	—	—	—	—	—	—	—	3,59,545	5,12,091
Netherlands	—	—	—	—	—	—	—	—	1,93,877	2,75,491
Belgium	—	—	—	—	—	—	—	—	17,14,095	32,75,923
France	—	—	—	—	—	—	—	—	..	10,075
Italy	—	—	—	—	—	—	—	—	97,276	8,02,747
United States of America—										
<i>Via Atlantic Coast</i>	—	—	—	—	—	—	—	—	14,130	..
TOTAL FOREIGN COUNTRIES	—	—	—	—	—	—	—	—	22,78,923	48,97,981
Share of Bengal	—	—	—	—	—	—	—	—	33,07,393	1,04,42,163
" Bombay	—	—	—	—	—	—	—	—	20,18,504	44,50,327
" Sind	—	—	—	—	—	—	—	—	29,28,941	32,93,491
TOTAL	—	—	—	—	—	—	—	—	1,02,52,443	1,30,95,986
Wagons and parts thereof (b)—										
United Kingdom	—	—	—	—	—	—	—	—	87,92,355	17,97,634
Germany	—	—	—	—	—	—	—	—	2,18,657	1,26,534
Netherlands	—	—	—	—	—	—	—	—	87,057	1,63,125
Belgium	—	—	—	—	—	—	—	—	15,98,578	4,87,162
Italy	—	—	—	—	—	—	—	—	6,69,723	75,750
TOTAL FOREIGN COUNTRIES	—	—	—	—	—	—	—	—	25,74,020	8,62,621
Share of Bengal	—	—	—	—	—	—	—	—	60,43,921	13,19,740
" Bombay	—	—	—	—	—	—	—	—	24,05,907	3,24,190
" Sind	—	—	—	—	—	—	—	—	29,11,547	10,15,325
TOTAL	—	—	—	—	—	—	—	—	1,13,66,375	26,60,255

(a) Sub-divided into "Carriages and parts thereof" and "Wagons and parts thereof" from 1925-26.
 (b) Separately recorded from 1925-26.
 † Shown as a Foreign Country from 1923-24.

GENERAL IMPORTS

(GOVERNMENT STORES)

(998)

No. 16—continued

ARTICLES, AND COUNTRIES OF CONSIGNMENT; ALSO SHARE OF EACH PROVINCE	QUANTITY					VALUE				
	1922-23	1923-24	1924-25	1925-26	1926-27	1922-23	1923-24	1924-25	1925-26	1926-27
GOVERNMENT STORES— <i>continued</i>						R	R	R	R	R
Railway plant and Rolling stock— <i>continued</i>										
<i>Locomotive engines, and tenders, and parts thereof—</i>										
United Kingdom	—	—	—	—	—	1,02,05,870	84,67,036	45,79,871	37,52,554	11,84,837
Federated Malay States	—	—	—	—	—	65,500
Other British Possessions	—	—	—	—	—	12
TOTAL BRITISH EMPIRE	—	—	—	—	—	1,02,71,370	84,67,036	45,79,883	37,52,554	11,84,837
Sweden	—	—	—	—	—	2,47,786	16,983
Germany	—	—	—	—	—	695	..	4,70,447	11,23,125	8,09,871
Netherlands	—	—	—	—	—	66,645	36,340
Belgium	—	—	—	—	—	..	46,490	1,24,836	3,00,996	3,87,439
Italy	—	—	—	—	—	15,246	20,824	1,00,905
United States of America— Via Atlantic Coast	—	—	—	—	—	3,02,795	..	6,848	1,31,231	3,43,231
TOTAL FOREIGN COUNTRIES	—	—	—	—	—	5,66,522	46,490	6,11,131	16,42,871	16,99,819
Share of Bengal	—	—	—	—	—	11,29,573	2,04,786	33,39,355	25,44,932	10,03,899
„ Bombay	—	—	—	—	—	73,402	25,367	..	13,19,173	9,31,262
„ Sind	—	—	—	—	—	95,69,417	82,32,373	13,51,629	15,31,270	9,49,535
„ Burma	—	—	—	—	—	65,500
TOTAL	—	—	—	—	—	1,08,37,892	85,13,526	51,91,014	53,95,425	28,84,656
Materials for construction—										
Rails and fishplates of steel or iron—(a)	Tons	Tons	Tons	Tons	Tons					
United Kingdom	5,534	2,909	1,245	—	—	9,32,600	5,05,337	48,504	—	—
Straits Settlements (including Labuan)	..	94	..	—	—	..	11,292	..	—	—
TOTAL BRITISH EMPIRE	5,534	3,003	1,245	—	—	9,32,600	5,16,629	48,504	—	—
Belgium	9,652	1	..	—	—	13,35,403	141	..	—	—
United States of America— Via Atlantic Coast	1	—	—	1,632	—	—
TOTAL FOREIGN COUNTRIES	9,653	1	..	—	—	13,35,035	141	..	—	—
Share of Bengal	54	—	—	65,777	39	..	—	—
„ Bombay	1,659	32	..	—	—	2,46,679	4,769	..	—	—
„ Sind	13,474	2,338	1,245	—	—	19,55,179	4,89,332	48,504	—	—
„ Burma	144	..	—	—	..	22,640	..	—	—
TOTAL	15,187	3,064	1,245	—	—	22,67,635	5,16,770	48,504	—	—
Sleepers and keys of steel or iron—	Tons	Tons	Tons	Tons	Tons					
United Kingdom	407	2,332	136	5,613	1,766	1,99,482	4,52,367	17,736	11,93,368	3,85,136
Netherlands	820	86,375	..
Belgium	77	6,539	7,134	12,376	38	..	6,94,619	7,74,406
TOTAL FOREIGN COUNTRIES	77	7,409	7,134	12,376	38	..	7,81,294	7,74,406
Share of Bengal	21	6	6,390	1,991
„ Bombay	13,001	3,178	19,67,672	10,60,434
„ Sind	484	2,332	136	..	766	2,12,358	4,52,905	17,736	..	57,167
TOTAL	484	2,332	136	13,022	3,950	2,12,358	4,52,905	17,736	19,74,662	11,50,592
Sleepers of wood—	Tons	Tons	Tons	Tons	Tons					
Ceylon	250	21,465
Western Australia	5,467	3,339	10,88,276	5,71,039
Australian Commonwealth (Total)	5,467	3,339	10,88,276	5,71,039
TOTAL BRITISH EMPIRE	250	5,467	3,339	21,465	10,88,276	5,71,039

(a) Shown under "Iron or steel" from 1925-26.

No. 16—continued

ARTICLES, AND COUNTRIES OF CONSIGNMENT; ALSO SHARE OF EACH PROVINCE	QUANTITY					VALUE				
	1922-23	1923-24	1924-25	1925-26	1926-27	1922-23	1923-24	1924-25	1925-26	1926-27
GOVERNMENT STORES— <i>continued</i>						R	R	R	R	R
Railway plant and Rolling-stock—concluded	Tons	Tons	Tons	Tons	Tons					
<i>Materials for construction—continued</i>										
<i>Sleepers of wood—continued</i>										
Share of Bombay	250	5,467	3,389	21,465	10,88,276	5,71,039
TOTAL	250	5,467	3,389	21,465	10,88,276	5,71,039
Other sorts—	Tons	Tons	Tons	Tons	Tons					
United Kingdom	935	9,539	2,505	2,985	1,222	3,05,827	8,86,982	3,06,023	9,37,717	5,32,890
Straits Settlements (including Labuan)	130	6	14,049	660
TOTAL BRITISH EMPIRE	1,065	9,545	2,505	2,985	1,222	3,19,876	8,87,642	3,06,023	9,37,717	5,32,890
Germany	3,237	379	45	1,70,415	77,300	12,038
Netherlands	428	91,068
Belgium	1,059	1,503	2,514	2,338	5,710	2,56,390	2,09,000	2,30,898	2,92,764	18,24,711
Italy	3,260	4,00,062
United States of America— Via Atlantic Coast	195	..	8	1,07,805	..	2,983
TOTAL FOREIGN COUNTRIES	1,059	1,503	5,946	2,717	9,451	2,56,390	2,09,000	3,08,618	4,70,070	24,21,747
Share of Bengal	215	2,056	1,280	3,708	493	31,156	6,09,064	6,25,780	9,42,969	2,42,709
.. Bombay	32	4	..	355	438	12,655	1,227	..	1,25,759	1,84,438
.. Sind	1,747	3,933	7,771	1,639	9,772	4,67,406	4,85,891	4,48,921	2,70,099	88,32,180
.. Burma	120	6	14,049	660
TOTAL	2,124	11,048	8,451	5,702	10,673	5,76,266	10,90,702	9,74,641	14,07,787	29,55,337
Total value of Railway plant and Rolling-stock—										
United Kingdom	—	—	—	—	—	2,43,72,519	2,21,22,201	1,00,03,622	2,26,49,514	1,71,00,152
Ceylon	—	—	—	—	—	21,465	..	12
Straits Settlements (including Labuan)	—	—	—	—	—	14,049	11,952	9,927
Federated Malay States	—	—	—	—	—	65,500
Western Australia	—	—	—	—	—	10,88,270	5,71,039
Australian Commonwealth (Total)	—	—	—	—	—	10,88,270	5,71,039
TOTAL BRITISH EMPIRE	—	—	—	—	—	2,44,74,533	2,21,25,213	1,00,13,561	2,37,37,700	1,76,71,191
Sweden	—	—	—	—	—	2,95,671	87,787
Germany	—	—	—	—	—	695	1,08,514	11,00,359	16,78,638	14,79,879
Netherlands	—	—	—	—	—	4,34,254	5,66,014
Belgium	—	—	—	—	—	19,22,570	5,04,753	12,08,778	47,01,052	67,49,641
France	—	—	—	—	—	10,075
Italy	—	—	—	—	—	22,677	47,964	2,51,912	7,97,828	14,70,864
Austria	—	—	—	—	—	2,10,704
United States of America— Via Atlantic Coast	—	—	—	—	—	3,05,695	3,553	1,74,153	1,45,411	8,51,204
Other Foreign Countries	—	—	—	—	—	..	240	500
TOTAL FOREIGN COUNTRIES	—	—	—	—	—	25,48,308	6,64,914	29,41,407	77,47,178	1,06,55,674
Share of Bengal	—	—	—	—	—	45,79,823	47,46,340	90,05,169	1,48,51,760	1,30,16,417
.. Bombay	—	—	—	—	—	3,70,355	32,423	..	89,85,321	75,21,090
.. Sind	—	—	—	—	—	2,18,93,074	1,78,93,879	39,36,713	76,47,827	77,82,758
.. Burma	—	—	—	—	—	79,640	27,185	13,151
TOTAL	—	—	—	—	—	2,70,22,841	2,28,00,127	1,29,55,028	3,14,84,968	2,83,26,865
Stationery (excluding paper)—										
United Kingdom	—	—	—	—	—	50,13,302	55,82,423	28,55,236	28,79,516	29,43,128
Other British Possessions	—	—	—	—	—	225	86	85	752	200
TOTAL BRITISH EMPIRE	—	—	—	—	—	50,13,527	55,82,509	28,55,271	28,80,268	29,43,728

† Shows as a Foreign Country from 1923-24.

GENERAL IMPORTS

(GOVERNMENT STORES)

(1000)

No. 16—continued

ARTICLES, AND COUNTRIES OF CONSIGNMENT; ALSO SHARE OF EACH PROVINCE	QUANTITY					VALUE				
	1922-23	1923-24	1924-25	1925-26	1926-27	1922-23	1923-24	1924-25	1925-26	1926-27
GOVERNMENT STORES—						R	R	R	R	R
<i>continued</i>										
Stationary (excluding paper)—continued										
Germany	—	—	—	—	—	12,186
Netherlands	—	—	—	—	—	4,491	12,548
Czechoslovakia	—	—	—	—	—	18,770	..
Japan	—	—	—	—	—	1,45,992	1,843
Egypt†	—	—	—	—	—	400	442	..
United States of America—										
Via Atlantic Coast	—	—	—	—	—	1,038	878	413	1,685	..
Other Foreign Countries	—	—	—	—	—	..	75	642	105	..
TOTAL FOREIGN COUNTRIES	—	—	—	—	—	1,47,080	2,596	19,641	25,413	12,548
Share of Bengal	—	—	—	—	—	7,90,338	19,74,128	10,02,701	11,91,724	10,62,745
" Bombay	—	—	—	—	—	37,54,822	25,48,506	11,48,147	12,23,336	11,97,512
" Sind	—	—	—	—	—	2,61,553	2,72,367	2,41,108	36,120	56,438
" Madras	—	—	—	—	—	2,18,050	7,83,560	4,52,998	3,68,367	6,02,003
" Burma	—	—	—	—	—	1,35,884	7,045	23,058	25,636	37,538
(Protected*	—	—	—	—	—	1,93,054	36,985
(Not Protected	—	—	—	—	—	27,12,627	29,17,301
TOTAL	—	—	—	—	—	51,60,657	55,86,105	28,68,912	29,05,681	29,56,288
Telegraphs, materials for construction of—										
United Kingdom	—	—	—	—	—	29,80,988	12,37,710	1,68,105	1,42,948	32,463
Aden and Dependencies	—	—	—	—	—	21,753	..
Mesopotamia	—	—	—	—	—	1,200	24,192
Ceylon	—	—	—	—	—	2,075	..
Hongkong	—	—	—	—	—	..	3,340
Egypt†	—	—	—	—	—	8,166
Other British Possessions	—	—	—	—	—	525
TOTAL BRITISH EMPIRE	—	—	—	—	—	29,40,349	12,65,242	1,69,630	1,66,776	32,463
Sweden	—	—	—	—	—	6,384
Germany	—	—	—	—	—	4,03,270	42,425	6,629	44,716	..
Belgium	—	—	—	—	—	32,048	3,268	22,772
France	—	—	—	—	—	20,340
Italy	—	—	—	—	—	1,43,447
Persia	—	—	—	—	—	2,050	6,770	15,248	9,985	9,110
Hanjam Island	—	—	—	—	—	350	1,704	1,200	250	1,356
United States of America—										
Via Atlantic Coast	—	—	—	—	—	2,39,662	1,65,255	1,259
Other Foreign Countries	—	—	—	—	—	..	150	..	614	..
TOTAL FOREIGN COUNTRIES	—	—	—	—	—	3,47,551	2,19,567	45,849	55,585	11,716
Share of Bengal	—	—	—	—	—	21,50,059	8,83,558	61,000	1,53,753	2,586
" Bombay	—	—	—	—	—	1,80,499	32,118	25,325	55,797	22,851
" Sind	—	—	—	—	—	7,33,123	3,45,371	70,161	10,235	17,603
" Madras	—	—	—	—	—	6,02,540	92,060	31,274	2,075	631
" Burma	—	—	—	—	—	1,50,679	81,202	20,619	481	698
TOTAL	—	—	—	—	—	37,87,900	14,84,809	2,09,479	2,22,341	44,179
Textiles										
Cotton—										
Twist and Yarn (a)—	Lbs.	Lbs.								
United Kingdom	300	..	—	—	—	358
Share of Bombay	300	..	—	—	—	353
Manufactures—										
Hosiery—										
United Kingdom	—	—	—	—	—	16,759	5,780	..
Share of Bengal	—	—	—	—	—	16,731
" Bombay	—	—	—	—	—	28	5,750	..
TOTAL	—	—	—	—	—	16,759	5,780	..

(a) Included in "Cotton—Other sorts of manufactures" from 1924-25.
 * Classified from October, 1925.
 † Shown as a Foreign Country from 1923-24.

ARTICLES, AND COUNTRIES OF CONSIGNMENT; ALSO SHARE OF EACH PROVINCE	QUANTITY					VALUE				
	1922-23	1923-24	1924-25	1925-26	1926-27	1922-23	1923-24	1924-25	1925-26	1926-27
GOVERNMENT STORES— continued						₹	₹	₹	₹	₹
Textiles—continued										
Cotton—continued										
Manufactures—continued										
Piece goods—										
Grey (unbleached)—	Yards	Yards	Yards	Yards	Yards					
United Kingdom	4,640	400	20,200	3,530	76,586	2,289	399	4,051	966	14,041
Aden and Dependencies	800	284	..
TOTAL BRITISH EMPIRE	4,640	400	20,200	4,330	76,586	2,289	399	4,051	1,250	14,041
Share of Bengal	50	497	..	271	342	..
“ Bombay	4,590	400	20,000	3,333	46,780	2,018	399	3,847	578	7,227
“ Sind	800	204
“ Madras	28,745	6,669
“ Burma	1,011	435
TOTAL	4,640	400	20,200	4,330	76,586	2,289	399	4,051	1,250	14,041
White (bleached)—	Yards	Yards	Yards	Yards	Yards					
United Kingdom	824,133	525,096	1,124,751	541,609	80,980	1,79,496	2,78,127	7,46,866	3,60,234	33,240
Share of Bengal	250,429	10,298	..	6,668	1,172	1,39,418	3,745	..	6,169	1,318
“ Bombay	10,207	1,106	161,124	..	2,436	5,955	1,773	1,25,770	..	2,217
“ Sind	37,300	33,613	199,955	45,643	53,952	14,316	48,292	61,118	12,214	30,862
“ Madras	26,092	430,674	769,072	489,298	23,182	18,496	3,24,317	5,45,088	3,43,251	2,622
“ Burma	105	..	12,600	..	32	1,225	..	4,292	..	279
TOTAL	824,133	525,096	1,124,751	541,609	80,980	1,79,496	2,78,127	7,46,866	3,60,234	33,240
Coloured, printed, or dyed—	Yards	Yards	Yards	Yards	Yards					
United Kingdom	2,199,800	533,296	614,807	1,578,745	2,164,425	16,52,604	5,04,100	4,43,836	7,46,925	8,15,887
Aden and Dependencies	..	200	..	25	200	..	20	..
TOTAL BRITISH EMPIRE	2,199,800	533,296	614,807	1,578,770	2,164,425	16,52,604	5,04,299	4,43,836	7,46,925	8,15,887
Share of Bengal	2,639,133	257,619	486,054	674,223	1,162,451	12,54,504	3,64,710	2,53,071	4,12,504	2,20,193
“ Bombay	22,364	18,164	5,600	66,208	25,623	31,203	25,340	10,584	17,955	7,076
“ Sind	14,260	99,033	24,563	15,377	50,768	7,633	45,249	3,667	14,390	14,607
“ Madras	522,203	168,480	89,911	818,212	217,923	2,64,622	69,000	59,329	2,99,175	2,07,293
“ Burma	725	..	2,679	3,296	2,600	4,022	..	7,195	2,001	5,214
TOTAL	2,199,800	533,296	614,807	1,578,770	2,164,425	16,52,604	5,04,299	4,43,836	7,46,925	8,15,887
Other sorts of manufactures (including handkerchiefs and shawls in the piece)—										
United Kingdom	17,82,591	7,36,977	7,80,806	7,35,605	8,78,725
Aden and Dependencies	95	36,927	55	101
Mesopotamia	1,728	15,99,873
Bahrain Islands	1,296	..
TOTAL BRITISH EMPIRE	17,84,319	23,36,445	8,17,742	7,36,956	8,78,827
Germany	38,270	84,422
United States of America— Via Atlantic Coast	985
TOTAL FOREIGN COUNTRIES	38,270	85,410
Share of Bengal	11,64,235	19,60,177	5,95,430	7,20,592	2,21,967
“ Bombay	22,722	20,292	45,099	1,787	22,143
“ Sind	3,06,245	2,33,210	1,12,471	16,140	59,632
“ Madras	2,80,571	1,22,518	59,283	35,424	2,922
“ Burma	4,676	248	2,555	2,373	1,123
TOTAL	17,84,319	23,36,445	8,17,742	7,75,226	9,14,237
Total Value of Cotton goods (including Twist and Yarn)	35,19,061	32,19,270	20,29,255	14,30,325	17,78,314

GENERAL IMPORTS

(GOVERNMENT STORES)

(1002)

No. 16—continued

ARTICLES, AND COUNTRIES OF CONSIGNMENT; ALSO SHARE OF EACH PROVINCE	QUANTITY					VALUE				
	1922-23	1923-24	1924-25	1925-26	1926-27	1922-23	1923-24	1924-25	1925-26	1926-27
GOVERNMENT STORES— <i>continued</i>						R	R	R	R	R
Textiles—continued										
Flax—										
Manufactures—continued										
Twist and Yarn (a)—	Lbs.	Lbs.								
United Kingdom	80	245	—	—	—	50	667	—	—	—
Share of Bengal	80	—	—	—	—	50	—	—	—	—
“ Bombay	—	245	—	—	—	—	667	—	—	—
“ Burma	—	—	—	—	—	—	—	—	—	—
TOTAL	80	245	—	—	—	50	667	—	—	—
Canvas—	Yards	Yards	Yards	Yards	Yards					
United Kingdom	194,001	184,585	78,120	294,760	538,148	4,16,412	3,39,811	1,18,814	4,16,308	7,85,80
Share of Bengal	36,722	125,421	38,082	249,487	435,779	2,34,266	2,53,416	72,507	3,16,670	6,48,09
“ Bombay	94,979	35,118	—	25,958	32,133	1,79,042	47,648	—	48,098	60,24
“ Sind	2,000	12,293	18,438	15,650	41,105	2,305	23,738	14,587	41,519	48,23
“ Madras	300	10,333	200	—	10,343	799	12,379	265	—	10,32
“ Burma	—	1,420	21,400	3,665	18,239	—	2,631	30,955	10,021	20,93
TOTAL	194,001	184,585	78,120	294,760	538,148	4,16,412	3,39,811	1,18,814	4,16,308	7,85,80
Piece goods—	Yards	Yards	Yards	Yards	Yards					
United Kingdom	64,690	115,473	142,333	91,945	80,029	66,248	95,050	1,59,314	1,23,601	51,41
Share of Bengal	57,671	61,344	61,402	62,326	68,326	58,443	62,498	79,133	60,622	65,22
“ Bombay	—	3,257	12,792	21,171	328	—	4,068	26,120	52,226	42
“ Sind	—	3,138	—	—	—	—	2,500	—	—	—
“ Madras	7,019	47,660	67,065	12,448	10,300	7,805	35,984	58,832	10,813	5,61
“ Burma	—	—	74	—	75	—	—	230	—	2
TOTAL	64,690	115,473	142,333	91,945	80,029	66,248	95,050	1,59,314	1,23,601	51,41
Other sorts (including bags and sacks)—										
United Kingdom	—	—	—	—	—	2,43,283	1,98,173	4,20,124	1,88,853	87,80
Mesopotamia	—	—	—	—	—	325	—	—	—	2
TOTAL BRITISH EMPIRE	—	—	—	—	—	2,43,608	1,98,173	4,20,124	1,88,853	87,82
TOTAL FOREIGN COUNTRIES	—	—	—	—	—	—	—	—	206	34
Share of Bengal	—	—	—	—	—	94,037	80,171	2,02,417	51,971	53,09
“ Bombay	—	—	—	—	—	59,945	43,329	68,590	6,758	11,24
“ Sind	—	—	—	—	—	61,230	66,321	1,21,837	95,981	18,41
“ Madras	—	—	—	—	—	28,396	292	24,332	31,516	4,85
“ Burma	—	—	—	—	—	—	8,060	3,393	3,393	57
TOTAL	—	—	—	—	—	2,43,608	1,98,173	4,20,124	1,89,119	88,17
Total value of Flax (in cluding Twist and Yarn)	—	—	—	—	—	7,26,318	6,93,701	6,97,752	7,20,068	9,25,40
Wool—										
Manufactures—	Lbs.	Lbs.	Lbs.	Lbs.	Lbs.					
United Kingdom	635	262	—	—	16,172	1,348	3,334	—	—	73,53
Share of Bengal	—	112	—	—	—	—	2,455	—	—	—
“ Bombay	635	160	—	—	6,656	1,343	379	—	—	16,35
“ Sind	—	—	—	—	9,516	—	—	—	—	57,17
TOTAL	635	262	—	—	16,172	1,348	3,334	—	—	73,53
Piece goods—	Yards	Yards	Yards	Yards	Yards					
United Kingdom	353,553	394,920	1,062,092	876,030	1,091,348	9,05,880	13,03,353	28,75,209	31,63,257	28,60,70
Aden and Dependencies	—	—	—	25	—	—	—	—	154	—
TOTAL BRITISH EMPIRE	353,553	394,920	1,062,092	876,105	1,091,348	9,05,880	13,03,353	28,75,209	31,63,411	28,60,70
Belgium	—	—	3,549	—	—	—	—	9,812	—	—

(a) Included in "Flax—Other sorts" from 1924-25.

No. 16—continued

ARTICLES, AND COUNTRIES OF CONSIGNMENT; ALSO SHARE OF EACH PROVINCE	QUANTITY					VALUE				
	1922-23	1923-24	1924-25	1925-26	1926-27	1922-23	1923-24	1924-25	1925-26	1926-27
GOVERNMENT STORES— <i>continued</i>						R	R	R	R	R
Textiles—concluded										
Wool—continued										
Manufactures—continued										
Piece goods—continued	Yards	Yards	Yards	Yards	Yards					
Share of Bengal	111,166	109,538	423,585	427,176	785,839	3,40,192	4,02,160	11,63,802	16,52,317	19,02,968
" Bombay	4,116	447	78,723	973	3,804	17,582	5,620	63,220	6,684	9,752
" Sind	18,261	39,343	60,139	31,343	35,975	72,955	2,47,378	1,52,467	76,312	1,77,173
" Madras	220,020	204,445	502,336	416,391	214,384	4,75,121	6,46,310	15,00,265	13,97,762	7,70,586
" Burma	142	250	222	1,026	..	2,065	127	530	553
TOTAL	353,558	394,920	1,065,641	876,105	1,091,348	9,05,860	13,03,853	28,35,021	31,03,411	28,90,702
Other sorts—	Lbs.	Lbs.	Lbs.	Lbs.	Lbs.					
United Kingdom	32,056	39,468	10,044	30,217	42,835	75,444	1,01,901	20,804	63,622	79,219
Aden and Dependencies	8,960	4,020	7	5,218	5,237	5
Mesopotamia	529,760	..	12	16,42,800	..	25	..
Ceylon	601	410
Hongkong	8,042	8,440
TOTAL BRITISH EMPIRE	32,056	637,871	19,004	34,249	42,842	75,444	18,43,650	25,522	68,784	79,224
China (exclusive of Hongkong and Macao)	5,598	5,920	..
Other Foreign Countries	336	253	..
TOTAL FOREIGN COUNTRIES	5,934	6,173	..
Share of Bengal	23,384	630,601	8,407	24,454	24,751	62,063	18,14,545	12,766	49,641	48,599
" Bombay	7,890	3,754	9,853	9,672	2,731	12,097	20,919	9,756	12,417	10,370
" Sind	429	2,915	424	2,422	14,890	1,121	7,776	1,543	6,919	20,222
" Madras	601	410
" Burma	356	..	220	3,635	..	153	..	453	6,985	..
TOTAL	32,056	637,871	19,004	40,188	42,842	75,444	18,43,650	25,522	75,002	79,224
Total value of Wool	—	—	—	—	—	9,22,067	31,50,327	29,10,543	32,33,473	29,11,460
Vehicles excluding locomotives, etc., for railways—										
Carriages and Carts (excluding railway carriages), and parts thereof—										
United Kingdom	—	—	—	—	—	1,11,27,423	71,56,697	48,51,514	26,36,963	20,430
Aden and Dependencies	—	—	—	—	—	2,108	6,067
Mesopotamia	—	—	—	—	—	..	77,215
TOTAL BRITISH EMPIRE	—	—	—	—	—	1,11,27,423	72,33,912	48,51,514	28,41,181	26,497
Germany	—	—	—	—	—	1,966	..
Belgium	—	—	—	—	—	28,554
Italy	—	—	—	—	—	20,014	36,024	21,062
Egypt*	—	—	—	—	—	..	14,612
United States of America— Via Atlantic Coast	—	—	—	—	—	59,568	6,005	27,965	1,890	..
TOTAL FOREIGN COUNTRIES	—	—	—	—	—	79,582	56,641	77,571	3,855	..
Share of Bengal	—	—	—	—	—	1,28,149	1,21,695	1,41,922	32,027	21,925
" Bombay	—	—	—	—	—	61,26,665	33,02,069	42,51,721	24,42,533	7,264
" Sind	—	—	—	—	—	58,62,181	36,36,682	8,075	1,65,248	..
" Madras	—	—	—	—	—	11,722	11,840	27,497	3,265	..
" Burma	—	—	—	—	—	18,092	20,167	..	663	7,908
Protected	—	—	—	—	—	—	—	—	6,978	2,668
Not protected	—	—	—	—	—	—	—	—	26,36,008	29,429
TOTAL	—	—	—	—	—	1,12,07,005	72,92,453	44,29,335	26,44,936	37,097

* Shown as a Foreign Country from 1923-24.

GENERAL IMPORTS

(1004)

(GOVERNMENT STORES)

No. 16—continued

ARTICLES, AND COUNTRIES OF CONSIGNMENT; ALSO SHARE OF EACH PROVINCE	QUANTITY					VALUE				
	1922-23	1923-24	1924-25	1925-26	1926-27	1922-23	1923-24	1924-25	1925-26	1926-27
GOVERNMENT STORES—										
<i>continued</i>										
Vehicles, excluding locomotives, etc., for railways— <i>continued</i>										
Ships, parts of (including Launches and Boats)—										
United Kingdom	—	—	—	—	—	20,64,610	73,381	43,262	1,38,978	3,56,541
New South Wales	—	—	—	—	—	..	1,000
Australian Commonwealth (Total)	—	—	—	—	—	..	1,000
TOTAL BRITISH EMPIRE	—	—	—	—	—	20,64,610	74,381	43,262	1,38,978	3,56,541
Henjam Island	—	—	—	—	—	86
Share of Bengal	—	—	—	—	—	824	3,576	..	9,904	6,461
.. Bombay	—	—	—	—	—	20,43,500	7,546	29,333	1,29,074	36
.. Sind	—	—	—	—	—	..	29,259	2,032	..	1,39,837
.. Madras	—	—	—	—	—	..	34,000
.. Burma	—	—	—	—	—	16,388	..	11,843	..	1,00,463
TOTAL	—	—	—	—	—	20,04,610	74,381	43,262	1,38,978	3,56,627
Other kinds—										
United Kingdom	—	—	—	—	—	..	5,49,998	49,27,899	47,41,418	83,04,662
Aden and Dependencies	—	—	—	—	—	8,800	45,530
Ceylon	—	—	—	—	—	610
TOTAL BRITISH EMPIRE	—	—	—	—	—	..	5,49,998	49,28,509	47,50,218	83,50,242
Germany	—	—	—	—	—	50,853
France	—	—	—	—	—	412
Switzerland	—	—	—	—	—	2,172
Italy	—	—	—	—	—	2,689	650	..
Persia	—	—	—	—	—	367	435
United States of America—										
Via Atlantic Coast	—	—	—	—	—	..	1,92,190	1,14,990	61,196	10,181
TOTAL FOREIGN COUNTRIES	—	—	—	—	—	..	1,92,190	1,17,679	62,213	63,553
Share of Bombay	—	—	—	—	—	..	19,747	49,613	6,49,237	7,38,641
.. Sind	—	—	—	—	—	..	7,22,447	49,63,320	47,54,933	75,19,291
.. Madras	—	—	—	—	—	282	3,897	1,09,139
.. Burma	—	—	—	—	—	27,968	4,359	46,914
TOTAL	—	—	—	—	—	..	7,42,188	50,46,188	48,12,481	84,13,795
Total Value of Vehicles, excluding locomotives, etc., for railways.	—	—	—	—	—	1,32,71,615	81,09,022	95,13,895	75,96,805	88,07,510
All other articles—										
<i>Unmanufactured—</i>										
United Kingdom	—	—	—	—	—	72,939	1,11,339	18,330	70,010	47,431
Aden and Dependencies	—	—	—	—	—	30,000	21,000	303
Mesopotamia	—	—	—	—	—	14,090	10	505	..	1,020
Ceylon	—	—	—	—	—	3,202	57,412	9,517
Straits Settlements (including Labuan).	—	—	—	—	—	..	83	67	1,313	61,309
Kenya Colony	—	—	—	—	—	9,112
Canada—										
Via Pacific Coast	—	—	—	—	—	..	1,53,350
Newfoundland and Coast of Labrador	—	—	—	—	—	3,50,400	..
South Australia (including Northern Territory)	—	—	—	—	—	..	5,73,300	2,12,760
Victoria	—	—	—	—	—	2,18,552	1,63,800	..	1,99,800	5,33,278
New South Wales	—	—	—	—	—	2,77,064	1,050	..	67,800	5,96,396
Queensland	—	—	—	—	—	5,58,002	7,20,150	3,40,200	3,87,300	1,44,795
Australian Commonwealth (Total)	—	—	—	—	—	10,53,618	14,58,300	3,40,200	6,05,400	14,87,219
Other British Possessions	—	—	—	—	—	1,625	60	..	29	..
TOTAL BRITISH EMPIRE	—	—	—	—	—	11,72,272	17,23,147	3,62,414	11,05,564	16,16,421
Germany	—	—	—	—	—	111	160	2,244	1,844	2,157
France	—	—	—	—	—	1,630	5,755	4,405	1,986	265
Philippines, Islands and Guam	—	—	—	—	—	16,528	16,518
Persia	—	—	—	—	—	20,05,908	23,79,062	28,14,006	33,04,225	45,74,395
Siam	—	—	—	—	—	27,087	..
Egypt*	—	—	—	—	—	..	6,233	6,633	1,725	2,329
United States of America—										
Via Atlantic Coast	—	—	—	—	—	..	1,42,955	4,53,062	4,63,110	2,19,722
Other Foreign Countries	—	—	—	—	—	937	1,662	647	881	623
TOTAL FOREIGN COUNTRIES	—	—	—	—	—	20,08,551	25,35,827	32,81,000	43,17,086	49,15,911

* Shown as a Foreign Country from 1923-24.

No. 16—continued

ARTICLES, AND COUNTRIES OF CONSIGNMENT; ALSO SHARE OF EACH PROVINCE	QUANTITY					VALUE				
	1922-23	1923-24	1924-25	1925-26	1926-27	1922-23	1923-24	1924-25	1925-26	1926-27
GOVERNMENT STORES— <i>continued</i>						R	R	R	R	R
All other articles—continued										
Unmanufactured—continued										
Share of Bengal	—	—	—	—	—	10,86,812	14,64,579	3,43,564	9,71,203	14,53,710
" Bombay	—	—	—	—	—	17,617	1,73,719	20,097	21,79,551	24,91,730
" Sind	—	—	—	—	—	20,73,290	26,13,232	32,70,575	22,67,344	19,00,123
" Madras	—	—	—	—	—	3,139	100	90	478	123
" Burma	—	—	—	—	—	55	2,344	33	2,672	1,540
TOTAL	—	—	—	—	—	31,80,858	42,58,074	30,43,414	54,23,050	64,32,332
Manufactured—										
United Kingdom	—	—	—	—	—	44,25,174	32,50,231	24,46,118	10,37,243	20,08,000
Aden and Dependencies	—	—	—	—	—	—	204	1,330	1,31,272	47,205
Mesopotamia	—	—	—	—	—	2,87,096	20,60,748	5,773	2,482	3,832
Bahrain Islands	—	—	—	—	—	—	—	—	1,030	940
Ceylon	—	—	—	—	—	4,494	44	32,435	35,088	32,619
Straits Settlements (including Labuan)	—	—	—	—	—	170	7,649	325	162	68,780
Hongkong	—	—	—	—	—	7,274	—	40	—	—
Natal	—	—	—	—	—	100	—	7,435	—	—
Mauritius and Dependencies	—	—	—	—	—	—	—	12,000	—	—
Victoria	—	—	—	—	—	76,727	1,180	84,792	64,435	60,039
New South Wales	—	—	—	—	—	—	—	—	—	20,353
Australian Commonwealth (Total)	—	—	—	—	—	76,727	1,180	84,792	64,435	80,392
TOTAL BRITISH EMPIRE	—	—	—	—	—	48,01,935	62,29,036	25,01,208	21,72,402	31,44,057
Norway	—	—	—	—	—	—	—	22,065	—	—
Germany	—	—	—	—	—	1,648	1,352	1,547	2,077	23,033
Netherlands	—	—	—	—	—	2,713	84,173	317	162	486
Belgium	—	—	—	—	—	—	372	40,950	23,243	3,304
France	—	—	—	—	—	—	4,251	740	1,715	1,923
Italy	—	—	—	—	—	1,030	3,065	4,207	236	31,404
Czechoslovakia	—	—	—	—	—	—	—	—	—	10,003
Mascat Territory and Trucial Oman	—	—	—	—	—	1,307	—	—	1,247	80
Persia	—	—	—	—	—	3,525	6,754	930	41,000	64,015
Java	—	—	—	—	—	1,31,376	3,21,247	4,07,376	7,17,474	7,70,106
Siam	—	—	—	—	—	—	—	—	33,245	—
China (exclusive of Hongkong and Macao)	—	—	—	—	—	—	—	—	15,690	80
United States of America—										
Via Atlantic Coast	—	—	—	—	—	2,29,469	83,277	14,612	20,421	31,109
" Pacific "	—	—	—	—	—	—	374	25	—	—
Other Foreign Countries	—	—	—	—	—	—	—	85	600	303
TOTAL FOREIGN COUNTRIES	—	—	—	—	—	3,71,033	5,02,965	4,04,234	3,63,405	9,43,711
Share of Bengal	—	—	—	—	—	10,90,234	35,43,437	3,38,033	8,13,717	11,24,010
" Bombay	—	—	—	—	—	11,76,233	12,16,190	3,72,543	9,37,175	14,32,366
" Sind	—	—	—	—	—	17,26,953	13,41,372	3,32,770	9,60,345	12,30,913
" Madras	—	—	—	—	—	9,53,319	4,50,979	3,37,911	1,93,737	1,22,469
" Burma	—	—	—	—	—	2,21,174	1,79,993	1,34,275	1,14,733	1,72,420
TOTAL	—	—	—	—	—	51,73,023	67,31,921	30,35,532	20,35,807	40,38,068
Total value of Government Stores—										
United Kingdom	—	—	—	—	—	31,000	6,847	3,00,642	5,98,545	3,00,343
Aden and Dependencies	—	—	—	—	—	11,08,575	36,68,227	70,306	62,110	55,512
Mesopotamia	—	—	—	—	—	—	—	525	5,924	940
Bahrain Islands	—	—	—	—	—	31,520	6,535	49,744	99,570	46,731
Ceylon	—	—	—	—	—	6,42,499	6,03,557	6,07,913	5,07,577	5,49,651
Straits Settlements (including Labuan)	—	—	—	—	—	65,500	60	—	29	3,609
Federated Malay States	—	—	—	—	—	—	—	—	—	—

GENERAL IMPORTS
(GOVERNMENT STORES)

(1006)

No. 16—concluded

ARTICLES, AND COUNTRIES OF CONSIGNMENT; ALSO SHARE OF EACH PROVINCE	QUANTITY					VALUE				
	1922-23	1923-24	1924-25	1925-26	1926-27	1922-23	1923-24	1924-25	1925-26	1926-27
						₹	₹	₹	₹	₹
GOVERNMENT STORES— concluded										
Total value of Government Stores—continued										
Hongkong	—	—	—	—	—	17,164	36,161	4,088	2,710	2,2
Egypt *	—	—	—	—	—	9,592	—	—	—	—
Natal	—	—	—	—	—	13,81,114	100	7,485	6,241	16,71
Kenya Colony	—	—	—	—	—	..	300	9,11
Canada—										
<i>Via Pacific Coast</i>	—	—	—	—	—	..	1,53,350
Newfoundland and Coast of Labrador	—	—	—	—	—	3,50,400	..
Mauritius and Dependencies	—	—	—	—	—	12,080
Western Australia	—	—	—	—	—	10,83,276	5,71,01
South Australia (including Northern Territory)	—	—	—	—	—	..	5,73,300	2,12,76
Victoria	—	—	—	—	—	2,05,279	1,65,880	84,792	2,64,235	7,53,29
New South Wales	—	—	—	—	—	2,77,064	2,050	..	67,300	8,59,22
Queensland	—	—	—	—	—	5,53,002	7,30,280	3,40,705	3,37,800	1,44,79
Australian Commonwealth (Total)	—	—	—	—	—	11,30,345	14,61,570	4,25,497	17,53,161	25,41,11
Other British Possessions	—	—	—	—	—	1,625	15
TOTAL BRITISH EMPIRE	—	—	—	—	—	12,34,44,175	8,71,69,646	5,64,72,363	7,61,60,812	7,11,80,57
Sweden	—	—	—	—	—	3,02,055	18,164	11,200	19,306	39,51
Norway	—	—	—	—	—	7,650	..	22,965
Denmark	—	—	—	—	—	7,140	978	16,971
Germany	—	—	—	—	—	6,13,541	3,13,151	15,17,494	32,40,542	27,98,08
Netherlands	—	—	—	—	—	16,338	1,84,790	39,560	7,12,797	20,72,56
Belgium	—	—	—	—	—	21,20,162	9,87,440	20,02,758	81,57,948	80,33,18
France	—	—	—	—	—	1,25,627	45,638	12,125	38,825	31,23
Switzerland	—	—	—	—	—	..	3,224	177	123	6,281
Italy	—	—	—	—	—	2,84,037	95,137	3,24,462	8,80,784	15,31,977
Austria	—	—	—	—	—	2,78,162	22,865	360
Czechoslovakia	—	—	—	—	—	55,415	18,770	10,693
Smyrna	—	—	—	—	—	17,440
Mascat Territory and Trucial Oman	—	—	—	—	—	2,904	150	2,970	3,374	280
Persia	—	—	—	—	—	20,33,123	24,08,796	28,65,369	39,01,369	40,60,201
Henjam Island	—	—	—	—	—	350	1,704	1,235	1,738	3,512
Java	—	—	—	—	—	32,40,648	20,93,648	5,33,778	8,74,672	8,72,565
Sum	—	—	—	—	—	160	65,332	..
Philippine Islands and Guam	—	—	—	—	—	16,523	16,513
China (exclusive of Hong- kong and Macao)	—	—	—	—	—	6,688	22,777	80,656
Japan	—	—	—	—	—	1,51,668	3,256	26
Egypt*	—	—	—	—	—	—	6,443	13,975	17,167	4,092
Portuguese East Africa	—	—	—	—	—	7,65,582
United States of America—										
<i>Via Atlantic Coast</i>	—	—	—	—	—	17,57,301	23,75,931	32,10,176	40,77,026	46,99,611
" Pacific "	—	—	—	—	—	902	6,631	25	901	..
Other Foreign Countries	—	—	—	—	—	675	240	60	—	202
TOTAL FOREIGN COUNTRIES	—	—	—	—	—	1,14,02,041	85,49,248	1,09,10,414	2,20,73,322	2,48,45,548
Share of Bengal	—	—	—	—	—	3,09,63,638	2,98,12,339	2,22,49,706	3,72,38,167	3,34,47,433
" Bombay	—	—	—	—	—	3,57,24,947	1,61,19,696	1,30,99,422	2,74,70,555	2,38,85,094
" Sind	—	—	—	—	—	5,74,95,184	4,16,90,192	2,48,63,917	2,77,39,114	3,19,69,337
" Madras	—	—	—	—	—	50,41,234	43,41,342	45,07,739	41,41,746	45,73,679
" Burma	—	—	—	—	—	56,22,163	32,54,770	38,61,993	16,44,752	21,21,535
TOTAL	—	—	—	—	—	13,48,47,216	9,57,18,894	6,73,82,777	9,82,34,634	9,60,76,127

* Shown as a Foreign Country from 1923-24.

No. 17

QUANTITY and VALUE of EXPORTS of GOVERNMENT STORES (INDIAN MERCHANDISE) from
BRITISH INDIA in each official year from 1922-23 to 1926-27.

ARTICLES, AND COUNTRIES OF FINAL DESTINATION; ALSO SHARE OF EACH PROVINCE	QUANTITY					VALUE				
	1922-23	1923-24	1924-25	1925-26	1926-27	1922-23	1923-24	1924-25	1925-26	1926-27
GOVERNMENT STORES						Rs	Rs	Rs	Rs	Rs
Apparel (including Drapery, Uniforms, Accoutrements, but excluding Hosiery)—										
United Kingdom	—	—	—	—	—	1,00,064	—	—	19,044	—
Straits Settlements (includ- ing Labuan)	—	—	—	—	—	31,604	9,232	8,612	8,659	6,625
Hongkong	—	—	—	—	—	3,168	32,730	—	2,502	6,138
Other British Possessions	—	—	—	—	—	1,450	—	400	—	356
TOTAL BRITISH EMPIRE	—	—	—	—	—	1,36,286	42,012	9,012	30,205	13,019
TOTAL FOREIGN COUNTRIES	—	—	—	—	—	800	—	—	308	—
Share of Bengal	—	—	—	—	—	25,491	33,430	1,900	3,780	6,938
" Bombay	—	—	—	—	—	300	—	400	19,044	231
" Madras	—	—	—	—	—	1,10,764	8,582	6,712	7,740	4,794
" Burma	—	—	—	—	—	85	—	—	—	66
TOTAL	—	—	—	—	—	1,37,086	42,012	9,012	30,573	13,019
Arms, Ammunition, and Military Stores—										
Firearms, and parts thereof (a)—										
TOTAL BRITISH EMPIRE	—	—	—	—	—	—	270	—	—	—
Share of Bengal	—	—	—	—	—	—	270	—	—	—
Other sorts (a)—										
United Kingdom	—	—	—	—	—	—	171	—	—	—
Aden and Dependencies	—	—	—	—	—	3,898	20	—	—	—
Straits Settlements (includ- ing Labuan)	—	—	—	—	—	—	1,239	—	—	—
Federated Malay States	—	—	—	—	—	55,820	—	—	—	—
Hongkong	—	—	—	—	—	485	2,716	—	—	—
TOTAL BRITISH EMPIRE	—	—	—	—	—	60,199	4,146	—	—	—
China (exclusive of Hong- kong and Macao)	—	—	—	—	—	442	—	—	—	—
Share of Bengal	—	—	—	—	—	327	2,716	—	—	—
" Madras	—	—	—	—	—	3,898	221	—	—	—
" Burma	—	—	—	—	—	55,820	1,169	—	—	—
TOTAL	—	—	—	—	—	60,641	4,146	—	—	—
Arms, Ammunition, and Military Stores (b)—										
United Kingdom	—	—	—	—	—	—	—	2,823	—	—
Aden and Dependencies	—	—	—	—	—	—	—	900	—	—
Ceylon	—	—	—	—	—	—	—	11,441	—	—
Straits Settlements (includ- ing Labuan)	—	—	—	—	—	—	—	5,865	142	923
Hongkong	—	—	—	—	—	—	—	1,168	563	5,295
TOTAL BRITISH EMPIRE	—	—	—	—	—	—	—	22,217	725	6,216
China (exclusive of Hongkong and Macao)	—	—	—	—	—	—	—	200	—	—
Share of Bengal	—	—	—	—	—	—	—	21,940	725	5,295
" Burma	—	—	—	—	—	—	—	477	—	923
TOTAL	—	—	—	—	—	—	—	22,417	725	6,216

(a) Shown under one head from 1924-25;
(b) For previous years' figures see the details above.

GENERAL EXPORTS

(1008)

(GOVERNMENT STORES)

INDIAN MERCHANDISE

No. 17—continued

ARTICLES, AND COUNTRIES OF FINAL DESTINATION, ALSO SHARE OF EACH PROVINCE	QUANTITY					VALUE				
	1922-23	1923-24	1924-25	1925-26	1926-27	1922-23	1923-24	1924-25	1925-26	1926-27
GOVERNMENT STORES— <i>continued</i> Books, printed, and printed matter (not being stationery), including Maps and Charts—						R	R	R	R	R
United Kingdom	—	—	—	—	—	43,853	51,564	45,430	26,633	29,275
Aden and Dependencies	—	—	—	—	—	1,128	850	450	1,085	600
Mesopotamia	—	—	—	—	—	1,224	1,600	489	6,813	3,072
Other British Possessions	—	—	—	—	—	400	770	481	1,218	620
TOTAL BRITISH EMPIRE	—	—	—	—	—	46,605	54,284	46,800	35,249	33,567
China (exclusive of Hong-kong and Macao)	—	—	—	—	—	..	1,875
United States of America— <i>Via Atlantic Coast</i>	—	—	—	—	—	1,884	1,002	447	1,800	250
Other Foreign Countries	—	—	—	—	—	843	289	1,056	1,125	1,700
TOTAL FOREIGN COUNTRIES	—	—	—	—	—	2,227	3,166	1,503	2,425	1,950
<i>Share of Bengal</i>	—	—	—	—	—	22,043	28,561	18,504	32,142	29,597
<i>" Bombay</i>	—	—	—	—	—	9,450	9,074	1,691
<i>" Sind</i>	—	—	—	—	—	300	22
<i>" Madras</i>	—	—	—	—	—	17,079	18,205	27,297	4,048	6,593
<i>" Burma</i>	—	—	—	—	—	350	1,610	811	1,184	305
TOTAL	—	—	—	—	—	48,922	57,450	48,303	37,674	35,517
Boots and Shoes—	Pairs	Pairs	Pairs	Pairs	Pairs					
Federated Malay States	2,500	9,484
Other British Possessions	79	..	145	710	..	725	..
TOTAL BRITISH EMPIRE	79	2,500	145	710	9,484	725	..
Persia	10	25	..
<i>Share of Bengal</i>	15	2,500	145	70	9,484	725	..
<i>" Sind</i>	10	25	..
<i>" Burma</i>	64	640
TOTAL	79	2,500	155	710	9,484	750	..
Building and Engineering Materials, other than of iron, steel, or wood—										
Bricks and Tiles—(a)	No.	No.								
TOTAL BRITISH EMPIRE	3,000	..	—	—	—	308	..	—	—	—
TOTAL FOREIGN COUNTRIES	..	250	—	—	—	..	20	—	—	—
<i>Share of Bombay</i>	3,000	..	—	—	—	308	..	—	—	—
<i>" Sind</i>	250	—	—	—	..	20	—	—	—
TOTAL	3,000	250	—	—	—	308	20	—	—	—
Other sorts—(a)										
TOTAL BRITISH EMPIRE	—	—	—	—	—	268	120	—	—	—
TOTAL FOREIGN COUNTRIES	—	—	—	—	—	..	182	—	—	—
<i>Share of Sind</i>	—	—	—	—	—	268	252	—	—	—
Building and Engineering Materials, other than of iron, steel, or wood (b)—										
Mesopotamia	—	—	—	—	—	—	—	144
Persia	—	—	—	—	—	—	—	..	40	50
<i>Share of Sind</i>	—	—	—	—	—	—	—	..	40	194
Total Building and Engineering materials, etc.	—	—	—	—	—	576	272	..	40	194

(a) Shown under one head from 1924-25.
(b) For previous year's figures see the details above

No. 17—continued

ARTICLES, AND COUNTRIES OF FINAL DESTINATION; ALSO SHARE OF EACH PROVINCE	QUANTITY					VALUE				
	1922-23	1923-24	1924-25	1925-26	1926-27	1922-23	1923-24	1924-25	1925-26	1926-27
						R	R	R	R	R
GOVERNMENT STORES— <i>continued</i>										
Chemicals—										
TOTAL BRITISH EMPIRE	—	—	—	—	—	..	230
Japan	—	—	—	—	—	..	2,500
<i>Share of Bengal</i>	—	—	—	—	—	..	230
<i>Madras</i>	—	—	—	—	—	..	2,500
TOTAL	—	—	—	—	—	..	2,730
Coal, and Coke—	Tons	Tons								
Aden and Dependencies	6	10	190	523
<i>Share of Sind</i>	6	10	190	523
Drugs, Medicines, and Narcotics—										
<i>Other sorts—</i>										
United Kingdom	—	—	—	—	—	10,850	1,000	—	—	—
Other British Possessions	—	—	—	—	—	..	100	—	—	—
TOTAL BRITISH EMPIRE	—	—	—	—	—	10,850	1,100	—	—	—
TOTAL FOREIGN COUNTRIES	—	—	—	—	—	..	107	—	—	—
<i>Share of Bengal</i>	—	—	—	—	—	10,250	167	—	—	—
<i>Madras</i>	—	—	—	—	—	..	100	—	—	—
<i>Burma</i>	—	—	—	—	—	100	1,000	—	—	—
TOTAL	—	—	—	—	—	10,850	1,267	—	—	—
Drugs, Medicines, and Narcotics— (a)										
United Kingdom	—	—	—	—	—	—	—	32,023	4,94,633	1,05,684
Federated Malay States	—	—	—	—	—	—	—	1,200
Other British Possessions	—	—	—	—	—	—	—	208	500	..
TOTAL BRITISH EMPIRE	—	—	—	—	—	—	—	32,188	4,95,133	1,06,884
Italy	—	—	—	—	—	—	—	562
<i>Share of Bengal</i>	—	—	—	—	—	—	—	15,023	4,04,333	1,05,327
<i>Madras</i>	—	—	—	—	—	—	—	15,160	500	1,800
<i>Burma</i>	—	—	—	—	—	—	—	300
TOTAL	—	—	—	—	—	—	—	33,166	4,95,133	1,07,306
Glass and Glassware— (b)										
Straits Settlements (including Labuan)	—	—	—	—	—	..	1,601	—	—	—
<i>Share of Burma</i>	—	—	—	—	—	..	1,601	—	—	—
Grain, Pulse and Flour—										
<i>Barley—</i> Aden and Dependencies	Tons 625	Tons 406	Tons 353	Tons 234	Tons 259	92,195	41,956	41,140	84,233	39,082

(a) For previous years' figures see the details above.
(b) Shown under "All other articles, manufactured" from 1924-25.

GENERAL EXPORTS

(1010)

(GOVERNMENT STORES)
INDIAN MERCHANDISE

No. 17—continued

ARTICLES, AND COUNTRIES OF FINAL DESTINATION; ALSO SHARE OF EACH PROVINCE	QUANTITY					VALUE				
	1923-23	1923-24	1924-25	1925-26	1926-27	R	R	R	R	R
GOVERNMENT STORES— <i>continued</i>										
Grain pulse and flour <i>continued</i>										
Barley— <i>continued</i>										
Mascat Territory and Trucial Oman	4	500
Persia	32	47	16	20	..	5,008	5,323	1,966	2,901	..
TOTAL FOREIGN COUNTRIES	32	47	20	20	..	5,008	5,323	2,466	2,901	..
Share of Bombay	113	10,968
.. Sind	657	340	373	254	259	97,203	36,311	43,606	37,164	39,082
TOTAL	657	453	373	254	259	97,203	47,279	43,606	37,164	39,082
Grain—										
Aden and Dependencies	Tons 772	Tons 242	Tons 413	Tons 218	Tons 219	1,83,687	27,806	43,228	30,977	31,252
Mesopotamia	13	27	1,214	2,942
TOTAL BRITISH EMPIRE	772	255	440	213	219	1,83,687	29,022	51,170	30,977	31,252
Persia	26	26	11	10	..	5,029	3,287	1,338	1,084	..
Share of Bombay	77	8,07
.. Sind	798	204	451	228	219	1,38,716	24,202	52,503	32,661	31,252
TOTAL	798	281	451	228	219	1,38,716	32,309	52,503	32,661	31,252
Mats (a)—										
Aden and Dependencies	Tons 10	Tons 11	Tons —	Tons —	Tons —	1,848	1,181	—	—	—
Share of Sind	10	11	—	—	—	1,848	1,181	—	—	—
Rice, not in the husk—										
Aden and Dependencies	Tons 32	Tons 61	Tons 95	Tons 34	Tons 20	8,000	11,196	22,692	8,622	5,051
Mesopotamia	480	695	365	251	229	1,18,272	1,69,125	1,07,995	53,696	51,008
Other British Possessions	3	2	525	339	23	27
TOTAL BRITISH EMPIRE	512	759	462	285	249	1,26,872	1,70,916	1,31,026	62,341	56,086
Persia	29	27	16	3	..	7,259	5,939	3,737	1,165	..
Benjam Island	18	3	4	4	2	5,518	868	1,004	688	..
Other Foreign Countries	26	310
TOTAL FOREIGN COUNTRIES	47	30	20	7	2	12,877	6,807	4,741	1,879	318
Share of Bengal	10	..
.. Bombay	512	745	166	285	249	1,26,872	1,67,751	59,373	62,318	56,059
.. Sind	47	41	335	7	2	12,877	9,377	76,274	1,397	345
.. Burma	3	1	525	120
TOTAL	559	789	502	292	251	1,39,749	1,77,653	1,35,767	64,225	56,404
Wheat—										
Aden and Dependencies	Tons 426	Tons 346	Tons 451	Tons 316	Tons 300	84,353	53,850	65,202	48,624	58,545
Mesopotamia	18	32	4,000	17,320	..
Mauritius and Dependencies	60	12,535
TOTAL BRITISH EMPIRE	486	346	469	348	300	96,888	53,850	69,202	66,544	58,545
TOTAL FOREIGN COUNTRIES	5	940	..
Share of Bombay	62	7,654
.. Sind	486	284	469	403	300	96,888	46,196	69,202	67,434	58,545
TOTAL	486	346	469	403	300	96,888	53,850	69,202	67,434	58,545
Wheat flour—										
United Kingdom	10	1,608
Palestine	170	36,943
Aden and Dependencies	131	180	248	179	137	50,562	28,239	53,854	42,549	32,501
Mesopotamia	2,402	2,477	1,181	1,222	1,021	6,16,699	4,43,544	1,90,769	2,40,993	2,01,209
Bahrain Islands	1	3	6	7	..	251	1,455	1,374	1,680
Egypt*	250	67,765
TOTAL BRITISH EMPIRE	2,018	2,658	1,447	1,407	1,165	7,71,969	4,82,044	2,47,666	2,84,316	2,35,450

(a) included in "Grain, pulse and flour, other sorts" from 1924-25.
* Shown as a Foreign Country from 1923-24.

GENERAL EXPORTS

(GOVERNMENT STORES)

INDIAN MERCHANDISE

No. 17—continued

ARTICLES, AND COUNTRIES OF FINAL DESTINATION; ALSO SHARE OF EACH PROVINCE	QUANTITY					VALUE				
	1922-23	1923-24	1924-25	1925-26	1926-27	1922-23	1923-24	1924-25	1925-26	1926-27
GOVERNMENT STORES— continued						R	R	R	R	R
Grain, pulse and flour —continued										
<i>Wheat flour—continued</i>										
	Tons	Tons	Tons	Tons	Tons					
Meskat Territory and Trucial Oman	9	3	1,800	871	..
Perak	284	203	58	62	..	59,439	37,811	10,578	12,632	153
Penang Island	7	4	2	2	1	2,436	1,370	830	1,062	469
Egypt*	..	47	3,750
(TOTAL FOREIGN COUNTRIES)	241	254	69	67	1	61,865	47,981	12,208	14,865	622
<i>Share of Bombay</i>	..	33	10	..	7	..	6,725	1,643	..	2,000
" Sind	3,252	2,679	1,596	1,474	1,159	3,33,834	3,33,270	2,69,266	2,69,681	2,34,072
" Burma	46
TOTAL	3,252	2,912	1,516	1,474	1,166	3,33,834	3,29,995	2,60,874	2,60,681	2,36,072
Other sorts—										
	Tons	Tons	Tons	Tons	Tons					
Palestine	56	11,043
Aden and Dependencies	90	95	60	42	48	21,475	12,558	9,517	7,080	8,670
Mesopotamia	61	501	217	92	184	12,056	70,896	28,844	13,102	20,206
Other British Possessions	3	628	36	329	126	182
TOTAL BRITISH EMPIRE	209	586	277	134	182	45,202	83,490	38,690	20,308	28,958
Perak	31	28	6	9	..	7,325	4,701	1,278	1,586	7
Other Foreign Countries	..	6	31	1,091	134	194	45
TOTAL FOREIGN COUNTRIES	31	34	6	9	..	7,356	5,792	1,407	1,782	52
<i>Share of Bombay</i>	65	1	12,300	284	194
" Sind	175	619	233	143	182	33,761	58,998	29,908	32,040	29,010
TOTAL	240	620	233	143	182	52,551	59,282	40,097	22,040	29,010
Hardware and Cutlery, (in- cluding Agricultural Imple- ments and Plated Ware—										
United Kingdom	11,625	7,200	100	..	168
Aden and Dependencies	1,150	690	26	..	332
Mesopotamia	48	1,029
Straits Settlements (including Labuan)	3,200	..	1,500
Hongkong	1,946	608	..	506	365
Other British Possessions	1,000	484
TOTAL BRITISH EMPIRE	15,721	8,982	3,326	554	3,895
TOTAL FOREIGN COUNTRIES	127
<i>Share of Bengal</i>	14,921	7,976	3,225	566	1,360
" Bombay	100	..	160	48	1,029
" Madras	630	127
" Burma	700	325	1,500
TOTAL	15,721	8,982	3,402	614	3,895

* Shown as a Foreign Country from 1923-24.

GENERAL EXPORTS

(1012)

(GOVERNMENT STORES)
INDIAN MERCHANDISE

No. 17—continued

ARTICLES, AND COUNTRIES OF FINAL DESTINATION; ALSO SHARE OF EACH PROVINCE	QUANTITY					VALUE				
	1922-23	1923-24	1924-25	1925-26	1926-27	1922-23	1923-24	1924-25	1925-26	1926-27
GOVERNMENT STORES— <i>continued</i> Instruments, Apparatus, and Appliances, and parts thereof—						R	R	R	R	R
<i>Musical—(a)</i> TOTAL BRITISH EMPIRE	—	—	—	—	—	..	500	—	—	—
Share of Madras	—	—	—	—	—	..	500	—	—	—
Scientific, philosophical, and other kinds—(a)										
TOTAL BRITISH EMPIRE	—	—	—	—	—	100	264	—	—	—
Share of Madras	—	—	—	—	—	100	264	—	—	—
" Burma	—	—	—	—	—	—	—	—
TOTAL	—	—	—	—	—	100	264	—	—	—
Instruments, Apparatus, and Appliances and parts thereof—(b)										
United Kingdom	—	—	—	—	—	—	—	..	2,128	541
Aden and Dependencies	—	—	—	—	—	—	—	..	874	3,087
Other British Possessions	—	—	—	—	—	—	—	60
TOTAL BRITISH EMPIRE	—	—	—	—	—	—	—	..	2,500	3,688
France	—	—	—	—	—	—	—	500
Share of Bengal	—	—	—	—	—	—	—	..	874	..
" Bombay	—	—	—	—	—	—	—	3,337
" Madras	—	—	—	—	—	—	—	841
" Burma	—	—	—	—	—	—	—	..	2,128	..
TOTAL	—	—	—	—	—	—	—	..	2,500	4,168
Total Instruments, Apparatus, and Appliances, and parts thereof	—	—	—	—	—	100	764	..	2,500	4,168
Leather—										
<i>Unwrought—</i>										
TOTAL BRITISH EMPIRE	Cwts. 1	Cwts. 4	Cwts. 2	Cwts. ..	Cwts. 2	258	625	250	..	160
TOTAL FOREIGN COUNTRIES	..	13	1,170	27
Share of Bengal	1	2	258	130
" Sind	..	17	1,795	877
" Burma	30
TOTAL	1	17	2	..	2	258	1,795	277	..	160
<i>Manufactures—</i>										
Saddlery and Harness(a)—										
United Kingdom	—	—	—	—	—	..	21,350	—	—	—
Other British Possessions	—	—	—	—	—	610	..	—	—	—
TOTAL BRITISH EMPIRE	—	—	—	—	—	610	21,350	—	—	—
Share of Bengal	—	—	—	—	—	610	21,350	—	—	—
Other sorts (excluding Boots and Shoes) (a)—										
TOTAL BRITISH EMPIRE	—	—	—	—	—	930	471	—	—	—
TOTAL FOREIGN COUNTRIES	—	—	—	—	—	703	..	—	—	—
Share of Bengal	—	—	—	—	—	1,633	466	—	—	—
" Burma	—	—	—	—	—	..	15	—	—	—
TOTAL	—	—	—	—	—	1,633	471	—	—	—
<i>Leather Manufactures(b)</i>										
Mesopotamia	—	—	—	—	—	—	—	1,323
Hongkong	—	—	—	—	—	—	—	1,069
Other British Possessions	—	—	—	—	—	—	—	1,438	..	600
TOTAL BRITISH EMPIRE	—	—	—	—	—	—	—	2,761	..	1,669
Persia	—	—	—	—	—	—	—	..	67	..
Share of Bengal	—	—	—	—	—	—	—	998	..	1,069
" Sind	—	—	—	—	—	—	—	1,333	67	..
" Burma	—	—	—	—	—	—	—	440	..	600
TOTAL	—	—	—	—	—	—	—	2,761	67	1,669
Liquors—										
<i>Ale, Beer and Porter—</i>										
Mesopotamia	Gals. ..	Gals. 440	Gals. ..	Gals. ..	Gals.	1,500
Share of Bombay	..	440	1,500
<i>Spirit—</i>										
TOTAL BRITISH EMPIRE	Gals. ..	Gals. ..	Gals. ..	Gals. 12	Gals. ..	31	27	..
TOTAL FOREIGN COUNTRIES	2	..	39	22	..
Share of Bengal	31
" Bombay	12	27	..
" Sind	2	..	39	22	..
TOTAL	14	..	70	49	..
Total Liquors	Gals. ..	Gals. 440	Gals. ..	Gals. 14	Gals. ..	70	1,500	..	49	..

(a) Shown under one head from 1924-25.
(b) For previous years' figures see the details above.

No. 17—continued

ARTICLES, AND COUNTRIES OF FINAL DESTINATION; ALSO SHARE OF EACH PROVINCE	QUANTITY					VALUE				
	1922-23	1923-24	1924-25	1925-26	1926-27	1922-23	1923-24	1924-25	1925-26	1926-27
GOVERNMENT STORES— <i>continued</i>						R	R	R	R	R
Machinery and Mill Work— <i>Steam-Engines and parts (other than Locomotives)—</i> United Kingdom	—	—	—	—	—	—	100
Share of Burma	—	—	—	—	—	..	100
Metals and Ores—										
Copper— Wrought— Aden and Dependencies	Cwts.	Cwts.	Cwts.	Cwts.	Cwts.					
Ceylon	3,830	175	2,000	..	2,500
TOTAL BRITISH EMPIRE	3,830	175	18	4,10,062	35,000	2,500
Share of Bengal	3,830	175	4,08,062	35,000
“ Bombay	18	2,000	..	2,500
TOTAL	3,830	175	18	4,10,062	35,000	2,500
Iron or Steel— Manufactures—	Tons	Tons	Tons	Tons	Tons					
TOTAL BRITISH EMPIRE	43	..
Share of Burma	43	..
Iron, unwrought and wrought (a)— Straits Settlements (including Labuan)	Cwts.	Cwts.	Cwts.					
Share of Burma	..	12	740
Share of Burma	..	12	740
Metals and Ores, unmanufactured— Aden and Dependencies	Cwts.	Cwts.	Cwts.	Cwts.	Cwts.					
Other British Possessions	5	2,000
TOTAL BRITISH EMPIRE	5	100	2,000
United States of America— Via Atlantic (east)	2,000	80,000
Other Foreign Countries	45	400	200	..
TOTAL FOREIGN COUNTRIES	2,000	..	45	400	200	80,000
Share of Bengal	2,000	80,000
“ Bombay	5	2,000
“ Sind	145	400	200	..
TOTAL	5	..	2,000	..	145	2,400	200	80,000
Total of Metals and Ores	Tons 191	Tons 9	Tons 1	Tons ..	Tons 100	4,10,062	35,891	5,900	243	80,000
Opium—	Chests & Cwts.	Chests & Cwts.	Chests & Cwts.	Chests & Cwts.	Chests & Cwts.					
United Kingdom	1=1	..	573=1,085	335=617	483=929	1,380	..	15,07,505	8,47,422	10,58,678
Aden and Dependencies	..	1=1	1=1	1,800	1,800
Ceylon	80=67	45=98	80=66	1,20,000	1,20,000	1,20,000
Shipped direct to the Governments of Hongkong, the Straits Settlements, and other East Indian Governments.	2,115=4,646	2,565=5,641	2,983=6,566	2,319=5,090	2,686=5,896	65,85,000	79,25,000	97,02,000	92,76,000	1,07,44,000
TOTAL BRITISH EMPIRE	2,116=4,647	2,566=5,642	2,992=7,719	2,699=5,805	2,199=6,891	65,86,380	79,26,800	1,13,31,305	1,08,03,422	1,19,47,678
Share of Bengal	2,115=4,646	2,565=5,641	2,992=7,718	2,699=5,805	2,199=6,891	65,85,000	79,25,000	1,13,29,805	1,08,03,422	1,19,47,678
“ Bombay	1=1	1=1	1=1	1,380	1,800	1,800
TOTAL	2,116=4,647	2,566=5,642	2,992=7,719	2,699=5,805	2,199=6,891	65,86,380	79,26,800	1,13,31,305	1,08,03,422	1,19,47,678
Paper and Pasteboard—										
Paper—(b)										
Writing paper and envelopes—										
United Kingdom	2,680
Share of Madras	2,680
Other kinds of paper—(b)	Cwts.	Cwts.	35
United Kingdom	35
Share of Bengal	35

(a) Included in "Metals and Ores, unmanufactured" from 1924-25.
(b) Included in "All other articles, Manufactured" from 1924-25.

GENERAL EXPORTS

(1014)

(GOVERNMENT STORES)
INDIAN MERCHANDISE

No. 17—continued

ARTICLES, AND COUNTRIES OF FINAL DESTINATION; ALSO SHARE OF EACH PROVINCE	QUANTITY					VALUE				
	1922-23	1923-24	1924-25	1925-26	1926-27	1922-23	1923-24	1924-25	1925-26	1926-27
GOVERNMENT STORES— <i>continued</i>						₹	₹	₹	₹	₹
Pasteboard, Mill board and card-board of all kinds—(a)	Owts.	Owts.								
TOTAL BRITISH EMPIRE	1	..	—	—	—	30	..	—	—	—
Share of Bengal	1	..	—	—	—	30	..	—	—	—
Printing and Lithographing materials (excluding paper)—(a)										
TOTAL BRITISH EMPIRE	—	—	—	—	—	600	..	—	—	—
Share of Bengal	—	—	—	—	—	500	..	—	—	—
„ Madras	—	—	—	—	—	100	..	—	—	—
TOTAL	—	—	—	—	—	600	..	—	—	—
Railway Plant and Rolling Stock—										
United Kingdom	—	—	—	—	—	30	9,563
Share of Bengal	—	—	—	—	—	30	100
„ Sind	—	—	—	—	—	..	9,460
„ Burma	—	—	—	—	—	..	3
TOTAL	—	—	—	—	—	30	9,563
Stationery (excluding paper)—										
Aden and Dependencies	—	—	—	—	—	5,041	1,629	3,366	10,956	9,798
Hongkong	—	—	—	—	—	238	644	92	1,749	900
Other British Possessions	—	—	—	—	—	685	1,024	1,423	1,045	2,050
TOTAL BRITISH EMPIRE	—	—	—	—	—	5,964	3,297	4,881	13,750	12,748
Foreign	—	—	—	—	—	2,123	784	1,048	511	1,845
Other Foreign Countries	—	—	—	—	—	1,127	171	11	840	800
TOTAL FOREIGN COUNTRIES	—	—	—	—	—	3,250	955	1,059	1,351	2,145
Share of Bengal	—	—	—	—	—	5,376	2,829	5,324	14,239	14,620
„ Bombay	—	—	—	—	—	3,664	1,122	550	30	133
„ Sind	—	—	—	—	—	60	301	55	311	100
„ Madras	—	—	—	—	—	11	507	..
„ Burma	—	—	—	—	—	125	14	40
TOTAL	—	—	—	—	—	9,214	4,252	5,940	15,101	14,993
Telegraphs, materials for construction of—(a)										
Aden and Dependencies	—	—	—	—	—	736	..	—	—	—
Share of Bombay	—	—	—	—	—	736	..	—	—	—

(a) Included in "All other articles, manufactured" from 1924-25.

No. 17—continued

ARTICLES, AND COUNTRIES OF FINAL DESTINATION; ALSO SHARE OF EACH PROVINCE	QUANTITY					VALUE				
	1922-23	1923-24	1924-25	1925-26	1926-27	1923-23	1923-24	1924-25	1925-26	1926-27
GOVERNMENT STORES— <i>continued</i>						R	R	R	m	R
Textiles—										
Cotton manufactures—										
Mesopotamia	—	—	—	—	—	2,100	800	2,863
Bahrain Islands	—	—	—	—	—	1,094
Hongkong	—	—	—	—	—	..	128	2,708
Straits Settlements (in- cluding Labuan)	—	—	—	—	—	..	6,750	714
Federated Malay States	—	—	—	—	—	2,658
Other British Possessions	—	—	—	—	—	75	650	795	..	800
TOTAL BRITISH EMPIRE	—	—	—	—	—	75	7,528	6,404	800	7,420
Persia	—	—	—	—	—	..	2,508	..	0	..
Other Foreign Countries	—	—	—	—	—	162
TOTAL FOREIGN COUNTRIES	—	—	—	—	—	..	2,508	162	0	..
Share of Bengal	—	—	—	—	—	..	778	2,867	..	2,669
" Bombay	—	—	—	—	—	228	209	2,708
" Sind	—	—	—	—	—	..	2,508	2,122	0	..
" Madras	—	—	—	—	—	..	6,750	742
" Burma	—	—	—	—	—	75
TOTAL	—	—	—	—	—	75	11,038	6,566	800	7,420
Flax manufactures—										
Straits Settlements (includ- ing Labuan)	—	—	—	—	—	18,105	..
Hongkong	—	—	—	—	—	569	701	1,186	15,674	46
Other British Possessions	—	—	—	—	—	231	110
TOTAL BRITISH EMPIRE	—	—	—	—	—	800	811	1,186	23,860	46
China (exclusive of Hong- Kong and Macao)	—	—	—	—	—	7,650
Share of Bengal	—	—	—	—	—	300	311	1,186	22,860	7,650
Wool—										
Manufactures—										
United Kingdom	2,500	..	2,500
New South Wales	768
Australian Commonwealth (Total)	768
Other British Possessions	..	62
TOTAL BRITISH EMPIRE	768	62	2,502	128	2,500	120	4,420
TOTAL FOREIGN COUNTRIES	410
Share of Bengal	768	62	2,502	128	2,500	..	2,667
" Sind	410
" Burma	120	733
TOTAL	768	62	2,502	128	4,010	120	7,420

GENERAL EXPORTS

(1016)

(GOVERNMENT STORES)

INDIAN MERCHANDISE

No. 17—continued

ARTICLES, AND COUNTRIES OF FINAL DESTINATION; ALSO SHARE OF EACH PROVINCE	QUANTITY					VALUE				
	1922-23	1923-24	1924-25	1925-26	1926-27	1922-23	1923-24	1924-25	1925-26	1926-27
GOVERNMENT STORES— <i>continued</i>						R	R	R	R	R
Vehicles excluding Locomotives, etc., for Railways— Carriages and Carts (excluding Railway Carriages), and parts thereof—(a)										
TOTAL BRITISH EMPIRE	—	—	—	—	—	2,624	..	—	—	—
Share of Bengal	—	—	—	—	—	2,624	..	—	—	—
Ships, parts of (including Launches and Boats)—(a)										
TOTAL BRITISH EMPIRE	—	—	—	—	—	164	..	—	—	—
TOTAL FOREIGN COUNTRIES	—	—	—	—	—	32	..	—	—	—
Share of Bengal	—	—	—	—	—	32	..	—	—	—
.. Bombay	—	—	—	—	—	164	..	—	—	—
TOTAL	—	—	—	—	—	196	..	—	—	—
Vehicles excluding Locomotives, etc., for Railways—(b)										
Federated Malay States	—	—	—	—	—	—	—	—	..	20
Hongkong	—	—	—	—	—	—	—	2,619	828	..
TOTAL BRITISH EMPIRE	—	—	—	—	—	—	—	2,619	828	20
Share of Bengal	—	—	—	—	—	—	—	2,619	828	20
All other articles										
<i>Unmanufactured—</i>										
United Kingdom	—	—	—	—	—	14,52,815	16,90,580	16,19,255	69,185	2,254
Palestine	—	—	—	—	—	1,788	..	2,844
Aden and Dependencies	—	—	—	—	—	1,57,673	1,68,439	48,340	18,593	10,245
Mesopotamia	—	—	—	—	—	2,14,546	2,53,477	95,492	63,259	29,920
Straits Settlements (including Labuan)	—	—	—	—	—	..	50	1,92,187	4,644	..
Hongkong	—	—	—	—	—	4,311	864
Egypt*	—	—	—	—	—	1,295	—	—	—	—
South Australia (including Northern Territory)	—	—	—	—	—	156	179
Victoria	—	—	—	—	—	166	15	330
New South Wales	—	—	—	—	—	95	1,800	210	865	250
Australian Commonwealth (Total)	—	—	—	—	—	262	1,315	210	621	..
New Zealand (including Nauru and Br. Samoa)	—	—	—	—	—	..	5,270	3,340	590	1,150
Other British Possessions	—	—	—	—	—	1,162	833	795	1,235	158
TOTAL BRITISH EMPIRE	—	—	—	—	—	18,30,541	21,14,964	19,57,468	1,62,278	24,740
Netherlands	—	—	—	—	—	2,55,817	1,30,000	6,75,300	79,413	..
Italy	—	—	—	—	—	3,825	17	..
Persia	—	—	—	—	—	20,524	9,933	3,409	3,665	27
United States of America via Atlantic Coast	—	—	—	—	—	36,040	4	..
Other Foreign Countries	—	—	—	—	—	2,271	755	440	289	79
TOTAL FOREIGN COUNTRIES	—	—	—	—	—	2,82,437	1,90,688	7,15,189	83,388	106
Share of Bengal	—	—	—	—	—	53,985	3,308	14,652	13,237	3,980
.. Bombay	—	—	—	—	—	82,538	2,27,027	32,536	7,666	9,253
.. Sind	—	—	—	—	—	3,14,143	2,22,935	1,22,945	78,397	11,585
.. Madras	—	—	—	—	—	206	34,845	36,230	4,530	25
.. Burma	—	—	—	—	—	16,62,107	18,12,437	24,76,239	1,41,236	..
TOTAL	—	—	—	—	—	21,12,978	23,05,652	26,72,652	2,45,666	24,846

(a) Shown under one head from 1924-25.
 (b) For previous years' figures see the details above.
 * Shown as a Foreign Country from 1923-24.

No. 17—continued

ARTICLES, AND COUNTRIES OF FINAL DESTINATION; ALSO SHARE OF EACH PROVINCE	QUANTITY					VALUE				
	1922-23	1923-24	1924-25	1925-26	1926-27	1922-23	1923-24	1924-25	1925-26	1926-27
						₹	₹	₹	₹	₹
GOVERNMENT STORES— <i>continued</i>										
All other articles—continued.										
<i>Manufactured—</i>										
United Kingdom	—	—	—	—	—	27,690	4,32,590	5,943	2,810	14,973
Malta and Gozo.	—	—	—	—	—	35,985
Palestine	—	—	—	—	—	40,922	..	7,422	5,639	3,906
Aden and Dependencies	—	—	—	—	—	87,137	97,531	1,16,311	1,02,621	99,705
Mesopotamia	—	—	—	—	—	7,70,468	9,96,738	4,08,858	2,37,721	2,65,847
Bahrein Islands.	—	—	—	—	—	416	1,038	2,094	1,181	1,472
Ceylon	—	—	—	—	—	10,844	5,717	..	3,875	40
Straits Settlements (including Labuan)	—	—	—	—	—	365	2,505	14,301	857	5,573
Federated Malay States	—	—	—	—	—	1,400	200	..
Hongkong	—	—	—	—	—	39,148	1,588	7,523	602	852
Egypt*	—	—	—	—	—	22,336
Victoria	—	—	—	—	—	200
New South Wales	—	—	—	—	—	5,204
Australian Commonwealth (Total)	—	—	—	—	—	5,204	200
Other British Possessions	—	—	—	—	—	228	..	219
TOTAL BRITISH EMPIRE						10,07,176	12,39,037	5,69,187	2,59,605	4,27,554
Market Territory and Trustal										
Oman	—	—	—	—	—	2,793	1,791	4,798	4,438	..
Persia	—	—	—	—	—	51,461	62,497	29,144	23,433	989
Benjam Island	—	—	—	—	—	4,451	5,438	4,138	4,643	989
Siam	—	—	—	—	—	..	20,000
China (exclusive of Hongkong and Macao)	—	—	—	—	—	22,754	35,810	1,594
Japan	—	—	—	—	—	..	2,770	200
Egypt*	—	—	—	—	—	..	17,289	..	179	..
Other Foreign Countries	—	—	—	—	—	619	1,000	515	890	650
TOTAL FOREIGN COUNTRIES						81,077	1,46,395	40,239	33,356	2,778
Share of Bengal						42,204	73,743	3,294	1,608	16,073
.. Bombay	—	—	—	—	—	5,50,855	5,00,861	4,92,633	3,55,324	4,02,198
.. Sind	—	—	—	—	—	4,56,830	3,94,370	35,085	26,792	4,2312
.. Madras	—	—	—	—	—	677	1,62,566	16,474	6,135	4,408
.. Burma	—	—	—	—	—	40,024	2,53,909	919	603	3,263
TOTAL						10,88,253	13,85,432	6,09,426	3,02,961	4,30,332

* Shown as a Foreign Country from 1923-24.

GENERAL EXPORTS

(1918)

(GOVERNMENT STORES)
INDIAN MERCHANDISE

No. 17—concluded

ARTICLES, AND COUNTRIES OF FINAL DESTINATION; ALSO SHARE OF EACH PROVINCE	QUANTITY					VALUE				
	1922-23	1923-24	1924-25	1925-26	1926-27	1922-23	1923-24	1924-25	1925-26	1926-27
						₹	₹	₹	₹	₹
GOVERNMENT STORES— concluded										
<i>Grand Total value of Government stores—</i>										
United Kingdom						16,49,728	22,18,990	32,20,511	14,02,379	12,40,418
Malta and Gozo	35,985
Palestina						90,896	..	10,267	8,639	3,908
Aden and Dependencies						7,02,180	4,53,189	4,12,706	3,06,337	2,98,674
Mesopotamia						17,33,603	16,28,910	8,43,207	6,33,375	5,54,054
Bahrain Islands						416	1,413	5,219	3,052	5,298
Ceylon						6,59,603	40,717	1,31,847	1,94,775	1,20,040
Straits Settlements (includ- ing Labuan)						56,57,715	69,99,211	87,73,043	76,29,032	94,96,644
Federated Malay States						58,445	155	9,550	728	4,903
British Borneo	1,92,000	5,76,000	5,44,000
Hongkong						7,71,024	10,02,016	9,79,523	9,27,814	7,35,847
Egypt*						93,066
Mauritius and Dependencies						12,761
Western Australia	200
South Australia (including Northern Territory)	156	179
Victoria						166	15	530
New South Wales						3,352	1,300	638	615	400
Queensland	200
Australian Commonwealth (Total)						3,518	1,515	638	771	1,309
New Zealand (including Taru and Br. Samoa)	5,672	3,340	590	1,150
Other British Possessions						519	80	743	155	..
TOTAL BRITISH EMPIRE						1,14,33,334	1,23,51,882	1,45,82,604	1,19,34,147	1,30,42,223
Netherlands						2,55,817	1,80,000	6,75,300	79,413	..
France	1,010
Italy						3,325	717	862
Mascat Territory and Trucial Oman						2,185	2,032	7,536	6,085	300
Persia						1,59,138	1,35,080	52,315	48,970	3,521
Henjam Island						13,081	8,189	6,408	7,026	1,377
Siam						205	30,000
China (exclusive of Hong- kong and Macao)						25,360	37,485	2,033	308	7,650
Japan	5,437	628	..	400
Egypt*	17,322	..	179	200
United States of America—										
Via Atlantic Coast						2,084	1,002	35,487	1,364	80,250
Other Foreign Countries						1,450	1,339	736	1,130	633
TOTAL FOREIGN COUNTRIES						4,63,145	4,17,336	7,82,043	1,45,192	96,733
<i>Share of Bengal</i>										
" Bombay						71,77,308	31,52,005	1,14,39,226	1,03,94,696	1,22,27,033
" Sind						7,92,120	9,62,863	5,37,225	4,45,757	4,73,991
" Madras						20,39,447	13,62,893	7,53,351	5,69,091	4,03,542
" Burma						1,32,818	2,37,639	1,76,753	23,919	13,590
TOTAL						1,19,01,479	1,27,69,268	1,53,64,647	1,20,79,339	1,31,33,961

* Shown as a Foreign Country from 1923-24.

QUANTITY and VALUE of EXPORTS of GOVERNMENT STORES (FOREIGN MERCHANDISE) from BRITISH INDIA in each official year from 1922-23 to 1926-27.

ARTICLES, AND COUNTRIES OF FINAL DESTINATION; ALSO SHARE OF EACH PROVINCE	QUANTITY					VALUE				
	1922-23	1923-24	1924-25	1925-26	1926-27	1922-23	1923-24	1924-25	1925-26	1926-27
GOVERNMENT STORES						R	R	R	R	R
Apparel (including drapery, uniforms, accoutrements, but excluding hosiery)—										
United Kingdom	—	—	—	—	—	—	—	—	—	—
Aden and Dependencies	—	—	—	—	—	2,050	40,160	1,33,510	42,688	1,97,332
Mesopotamia	—	—	—	—	—	200	4,241	—	—	—
Bahrein Islands	—	—	—	—	—	4,933	5,637	74,244	1,908	10,982
Straits Settlements (including Labuan)	—	—	—	—	—	—	—	1,251	245	784
Hongkong	—	—	—	—	—	11,875	126	2,343	57	269
Egypt *	—	—	—	—	—	23,072	15,495	16,123	2,206	1,500
Other British Possessions	—	—	—	—	—	2,781	—	—	—	—
TOTAL BRITISH EMPIRE	—	—	—	—	—	40	—	—	—	—
TOTAL BRITISH EMPIRE	—	—	—	—	—	45,551	74,670	2,27,432	47,354	2,19,737
Market Territory and Trucial Oman	—	—	—	—	—	—	—	—	—	—
Peria	—	—	—	—	—	—	—	12,295	210	—
Hojjan Islands	—	—	—	—	—	25,507	3,073	4,372	2,321	—
China (exclusive of Hongkong and Macao)	—	—	—	—	—	—	—	253	119	—
Egypt *	—	—	—	—	—	10,000	40	—	—	—
TOTAL FOREIGN COUNTRIES	—	—	—	—	—	—	—	29,270	2,124	—
TOTAL FOREIGN COUNTRIES	—	—	—	—	—	35,507	2,718	40,190	4,744	—
Share of Bengal	—	—	—	—	—	36,722	14,734	17,973	2,266	1,709
Bombay	—	—	—	—	—	2,921	55,900	2,30,972	46,810	2,17,968
Sind	—	—	—	—	—	30,440	6,623	18,029	2,295	—
Madras	—	—	—	—	—	11,375	126	698	—	—
Burma	—	—	—	—	—	40	—	—	57	69
TOTAL	—	—	—	—	—	81,058	77,333	2,67,672	52,028	2,19,737
Arms, ammunition, and military stores—										
Firearms, and parts thereof—										
United Kingdom	—	—	—	—	—	39,00,027	2,48,828	13,89,296	344	50
Aden and Dependencies	—	—	—	—	—	—	—	61,654	—	—
Bahrein Islands	—	—	—	—	—	—	—	—	—	22,258
Straits Settlements (including Labuan)	—	—	—	—	—	1,575	4,704	1,970	5,251	1,047
Federated Malay States	—	—	—	—	—	2,000	—	—	—	—
Hongkong	—	—	—	—	—	7,903	8,794	42,274	1,483	2,152
TOTAL BRITISH EMPIRE	—	—	—	—	—	39,11,406	2,57,326	14,96,194	7,088	25,507
Market Territory and Trucial Oman	—	—	—	—	—	—	—	150	3,235	—
Peria	—	—	—	—	—	—	—	200	226	—
China (exclusive of Hongkong and Macao)	—	—	—	—	—	106	1,149	—	—	—
TOTAL FOREIGN COUNTRIES	—	—	—	—	—	106	1,149	350	3,461	—
Share of Bengal	—	—	—	—	—	8,512	2,54,921	4,01,674	1,970	2,152
Bombay	—	—	—	—	—	39,00,000	—	10,91,119	344	22,258
Sind	—	—	—	—	—	—	—	350	3,461	—
Madras	—	—	—	—	—	—	—	434	—	—
Burma	—	—	—	—	—	2,000	4,454	1,970	4,774	1,047
TOTAL	—	—	—	—	—	39,11,512	2,58,476	14,96,544	10,549	25,507
Other Goods—										
United Kingdom	—	—	—	—	—	3,50,664	6,152	8,861	46,516	16,439
Aden and Dependencies	—	—	—	—	—	1,43,523	1,83,301	1,77,523	1,74,391	2,39,236
Mesopotamia	—	—	—	—	—	27,563	1,06,461	6,259	4,24,102	1,23,639
Bahrein Islands	—	—	—	—	—	—	1,101	1,567	17,926	108
Ceylon	—	—	—	—	—	1,000	10,179	20,910	10,179	1,893
Straits Settlements (including Labuan)	—	—	—	—	—	300	11,157	2,766	488	—
Hongkong	—	—	—	—	—	16,998	12,340	12,381	6,457	5,644
Egypt *	—	—	—	—	—	1,27,940	—	—	—	—
Natal	—	—	—	—	—	—	—	—	—	17,683
Zanzibar and Pemba	—	—	—	—	—	—	1,000	—	—	—
Other British Possessions	—	—	—	—	—	240	—	—	—	744
TOTAL BRITISH EMPIRE	—	—	—	—	—	6,68,223	8,31,699	2,30,772	6,90,559	404,486

GENERAL EXPORTS

(1020)

(GOVERNMENT STORES)
FOREIGN MERCHANDISE

No. 18—continued

ARTICLES, AND COUNTRIES OF FINAL DESTINATION; ALSO SHARE OF EACH PROVINCE	QUANTITY					VALUE				
	1922-23	1923-24	1924-25	1925-26	1926-27	1922-23	1923-24	1924-25	1925-26	1926-27
GOVERNMENT STORES— <i>continued</i>						R	R	R	R	R
Arms, ammunition, and military stores—continued										
<i>Other sorts—continued</i>										
Peria	—	—	—	—	—	12,902	10,799	4,273	1,100	308
Egypt *	—	—	—	—	—	—	50,461	—	1,000	..
Other Foreign Countries	—	—	—	—	—	1,582	1,157	420	905	..
TOTAL FOREIGN COUNTRIES	—	—	—	—	—	14,484	62,417	4,693	3,005	308
<i>Share of Bengal</i>	—	—	—	—	—	17,597	19,166	13,331	7,026	5,644
" <i>Bombay</i>	—	—	—	—	—	6,45,086	3,38,220	1,71,870	6,11,609	3,63,346
" <i>Sind</i>	—	—	—	—	—	19,614	23,923	26,951	74,760	45,304
" <i>Madras</i>	—	—	—	—	—	..	2,250
" <i>Burma</i>	—	—	—	—	—	420	5,557	22,313	170	..
TOTAL	—	—	—	—	—	6,82,717	3,94,116	2,35,465	6,93,564	4,04,794
Books, printed, and printed matter (not being station- ery), including maps and charts—(a)										
United Kingdom	—	—	—	—	—	3,477	3,933	—	—	—
Adm and Dependencies	—	—	—	—	—	..	1,498	—	—	—
TOTAL, BRITISH EMPIRE	—	—	—	—	—	3,477	5,431	—	—	—
TOTAL FOREIGN COUNTRIES	—	—	—	—	—	100	35	—	—	—
<i>Share of Bengal</i>	—	—	—	—	—	..	156	—	—	—
" <i>Bombay</i>	—	—	—	—	—	3,403	5,075	—	—	—
" <i>Sind</i>	—	—	—	—	—	100	235	—	—	—
" <i>Burma</i>	—	—	—	—	—	74	..	—	—	—
TOTAL	—	—	—	—	—	3,577	5,466	—	—	—
Boots and shoes—(a)	Pairs	Pairs								
TOTAL FOREIGN COUNTRIES	555	65	—	—	—	3,497	661	—	—	—
<i>Share of Sind</i>	555	65	—	—	—	3,497	661	—	—	—
Building and engineering materials, other than of iron, steel, or wood—										
TOTAL BRITISH EMPIRE	—	—	—	—	—	379	195
Native States in Arabia other than Muscat Territory and Trucial Oman	—	—	—	—	—	1,000
Peria	—	—	—	—	—	..	9	1,147	946	..
Other Foreign Countries	—	—	—	—	—	..	402	24
TOTAL FOREIGN COUNTRIES	—	—	—	—	—	1,000	411	1,171	946	..
<i>Share of Bengal</i>	—	—	—	—	—	19
" <i>Bombay</i>	—	—	—	—	—	1,350
" <i>Sind</i>	—	—	—	—	—	..	411	1,171	946	195
TOTAL	—	—	—	—	—	1,379	411	1,171	946	195

* Shown as a Foreign Country from 1923-24.
(a) Included in "All other articles, manufactured" from 1924-25.

No. 18—continued

ARTICLES, AND COUNTRIES OF FINAL DESTINATION; ALSO SHARE OF EACH PROVINCE	QUANTITY					VALUE				
	1923-23	1923-24	1924-25	1925-26	1926-27	1923-23	1923-24	1924-25	1925-26	1926-27
						₹	₹	₹	₹	₹
GOVERNMENT STORES— continued										
Chemicals, Drugs, Medicines, and Narcotics—										
United Kingdom	—	—	—	—	—	1,050	1,329	78,018	1,48,308	78
Aden and Dependencies	—	—	—	—	—	124	2,100	6	10	..
Mesopotamia	—	—	—	—	—	6,081	6,687	13,499
Other British Possessions	—	—	—	—	—	50	304	99	350	400
TOTAL BRITISH EMPIRE	—	—	—	—	—	7,285	11,020	91,622	1,48,668	470
Maskat Territory and Trucial Oman	—	—	—	—	—	485	..	1,144	..	532
Persia	—	—	—	—	—	12,498	4,720	2,744	1,632	46
Siam	—	—	—	—	—	21,883	..
Other Foreign Countries	—	—	—	—	—	..	200	25	120	..
TOTAL FOREIGN COUNTRIES	—	—	—	—	—	12,983	4,920	4,912	23,675	578
Share of Bengal	—	—	—	—	—	1,100	762	72,252	1,64,076	..
" Bombay	—	—	—	—	—	6,732	..	197	19	..
" Sind	—	—	—	—	—	12,430	12,803	18,305	2,092	678
" Madras	—	—	—	—	—	..	722	489	360	76
" Burma	—	—	—	—	—	..	600	5,292	200	..
TOTAL	—	—	—	—	—	20,268	15,940	96,535	1,66,737	1,064
Glass and glassware—										
Hongkong	—	—	—	—	—	2,620	80
Other British Possessions	—	—	—	—	—	..	1,020	342	87	57
TOTAL BRITISH EMPIRE	—	—	—	—	—	2,620	1,020	342	87	57
TOTAL FOREIGN COUNTRIES	—	—	—	—	—	570	168	32	15	..
Share of Bengal	—	—	—	—	—	2,620	15	30
" Bombay	—	—	—	—	—	274	..	57
" Sind	—	—	—	—	—	570	268	61	15	..
" Burma	—	—	—	—	—	..	220	..	72	..
TOTAL	—	—	—	—	—	3,200	1,188	375	102	57
Hardware and Cutlery, in- cluding agricultural imple- ments and plated ware—										
United Kingdom	—	—	—	—	—	2,858	15,150	4,872	1,08,012	19,416
Palestine	—	—	—	—	—	..	4,500
Aden and Dependencies	—	—	—	—	—	542	1,126	2,241	254	6,199
Mesopotamia	—	—	—	—	—	1,202	1,200	49,954	49,022	6,502
Straits Settlements (includ- ing Labuan)	—	—	—	—	—	88	11,980	1,202	658	1,200
Federated Malay States	—	—	—	—	—	4,075
Hongkong	—	—	—	—	—	17,588	2,984	6,642	9,092	4,677
Other British Possessions	—	—	—	—	—	750	908	..	70	210
TOTAL BRITISH EMPIRE	—	—	—	—	—	28,203	37,967	62,019	1,68,589	29,004
Maskat Territory and Trucial Oman	—	—	—	—	—	300	632	2,458	100	..
Persia	—	—	—	—	—	9,917	626	1,431	2,334	..
Benjam Island	—	—	—	—	—	2,000	260	150	117	..
Other Foreign Countries	—	—	—	—	—	184	200
TOTAL FOREIGN COUNTRIES	—	—	—	—	—	13,281	1,618	4,039	2,551	200
Share of Bengal	—	—	—	—	—	25,280	19,556	2,021	1,04,660	7,191
" Bombay	—	—	—	—	—	992	1,262	10,249	25,460	16,222
" Sind	—	—	—	—	—	14,248	12,199	46,295	26,992	14,775
" Madras	—	—	—	—	—	..	221	30	2,045	3
" Burma	—	—	—	—	—	512	5,267	1,252	292	1,012
TOTAL	—	—	—	—	—	41,684	39,585	66,057	1,71,140	39,204

GENERAL EXPORTS

(1022)

(GOVERNMENT STORES)

FOREIGN MERCHANDISE

No. 18—continued

ARTICLES, AND COUNTRIES OF FINAL DESTINATION; ALSO SHARE OF EACH PROVINCE	QUANTITY					VALUE				
	1922-23	1923-24	1924-25	1925-26	1926-27	₹	₹	₹	₹	₹
GOVERNMENT STORES <i>—continued</i>										
Instruments, Apparatus, and Appliances, and parts there- of—										
United Kingdom	—	—	—	—	—	32,670	18,724	51,415	13,525	23,506
Aden and Dependencies	—	—	—	—	—	2,946	2,783	16,842	24,852	5,076
Mesopotamia	—	—	—	—	—	3,150
Bahrein Islands	—	—	—	—	—	5,651	..
Ceylon	—	—	—	—	—	..	3,005	..	165	..
Straits Settlements (includ- ing Labuan)	—	—	—	—	—	1,850	1,300	..	1,669	..
Federated Malay States	—	—	—	—	—	4,860
Hongkong	—	—	—	—	—	4,776	1,791	7,821	813	802
Other British Possessions	—	—	—	—	—	705
TOTAL BRITISH EMPIRE	—	—	—	—	—	47,102	27,562	79,933	46,695	39,284
Germany	—	—	—	—	—	2,660	..	1,500
Persia	—	—	—	—	—	123	592	1,591	15,269	89
Siam	—	—	—	—	—	1,908
Other Foreign Countries	—	—	—	—	—	1,461	800	178	944	208
TOTAL FOREIGN COUNTRIES	—	—	—	—	—	3,492	1,392	4,429	16,213	1,797
<i>Share of Bengal</i>	—	—	—	—	—	18,108	17,361	31,951	23,377	7,622
" <i>Bombay</i>	—	—	—	—	—	5,135	357	3,372	5,640	5,577
" <i>Sind</i>	—	—	—	—	—	15,396	5,565	12,702	20,194	5,253
" <i>Madras</i>	—	—	—	—	—	5,169	4,172	35,125	3,744	11,686
" <i>Burma</i>	—	—	—	—	—	6,786	1,109	1,212	3,433	1,943
TOTAL	—	—	—	—	—	50,594	28,954	84,362	62,908	32,081
Leather, unwrought and manufactures (excluding boots and shoes)—										
Mesopotamia	—	—	—	—	—	16,439	1,414	5,293
Other British Possessions	—	—	—	—	—	10	663	413
TOTAL BRITISH EMPIRE	—	—	—	—	—	10	..	16,439	2,077	5,706
Persia	—	—	—	—	—	1,704	..
China (exclusive of Hong- kong and Macao)	—	—	—	—	—	1,832
Other Foreign Countries	—	—	—	—	—	300
TOTAL FOREIGN COUNTRIES	—	—	—	—	—	1,832	..	300	1,704	..
<i>Share of Bengal</i>	—	—	—	—	—	1,832	663	..
" <i>Bombay</i>	—	—	—	—	—	5,293
" <i>Sind</i>	—	—	—	—	—	16,739	3,118	..
" <i>Burma</i>	—	—	—	—	—	10	413
TOTAL	—	—	—	—	—	1,842	..	16,739	3,781	5,706
Liquors—										
<i>Ale, Beer, and Porter—(a)</i>	Gals.	Gals.								
Mesopotamia	925	1,525	—	—	—	3,421	4,931	—	—	—
TOTAL FOREIGN COUNTRIES	..	44	—	—	—	..	150	—	—	—
<i>Share of Bombay</i>	786	..	—	—	—	2,996	..	—	—	—
" <i>Sind</i>	140	1,569	—	—	—	425	5,037	—	—	—
TOTAL	925	1,569	—	—	—	3,421	5,087	—	—	—
<i>Spirit—(a)</i>	Gals.	Gals.								
Mesopotamia	500	1,617	—	—	—	1,772	17,419	—	—	—
Other British Possessions	110	..	—	—	—	1,138	..	—	—	—
TOTAL BRITISH EMPIRE	610	1,617	—	—	—	2,910	17,419	—	—	—
TOTAL FOREIGN COUNTRIES	17	74	—	—	—	558	1,810	—	—	—
<i>Share of Bombay</i>	568	880	—	—	—	1,992	2,863	—	—	—
" <i>Sind</i>	59	811	—	—	—	1,466	16,846	—	—	—
TOTAL	627	1,691	—	—	—	3,468	18,729	—	—	—

(a) Shown under one head from 1924-25.

No. 18—continued

ARTICLES AND COUNTRIES OF FINAL DESTINATION; ALSO SHARE OF EACH PROVINCE	QUANTITY					VALUE				
	1922-23	1923-24	1924-25	1925-26	1926-27	1922-23	1923-24	1924-25	1925-26	1926-27
						₹	₹	₹	₹	₹
GOVERNMENT STORES —continued										
Liquors—continued										
Wines—(a)	Gals.	Gals.								
Aden and Dependencies	24	—	—	—	—	832	—	—	—	—
Mesopotamia	76	—	—	—	—	1,863	—	—	—	—
TOTAL BRITISH EMPIRE	100	—	—	—	—	2,735	—	—	—	—
Share of Bombay	90	—	—	—	—	2,561	—	—	—	—
“ Sind	10	—	—	—	—	174	—	—	—	—
TOTAL	100	—	—	—	—	2,735	—	—	—	—
Total Liquors—(b)	Gals.	Gals.	Gals.	Gals.	Gals.					
TOTAL BRITISH EMPIRE	1,635	3,142	22	24	44	9,061	22,860	347	141	90
TOTAL FOREIGN COUNTRIES	17	118	3	39	—	553	1,400	80	566	—
Share of Bombay	1,443	280	22	24	44	7,649	2,323	347	141	89
“ Sind	209	2,280	3	39	—	2,005	20,933	30	565	—
TOTAL	1,652	3,280	24	63	44	9,614	23,816	377	706	90
Machinery and millwork—										
United Kingdom	—	—	—	—	—	400	6,405	78,328	2,40,508	9,361
Aden and Dependencies	—	—	—	—	—	5,400	5,773	2,481	720	600
Bahrain Islands	—	—	—	—	—	—	—	1,328	—	—
Straits Settlements (including Labuan)	—	—	—	—	—	—	—	—	—	1,186
Hongkong	—	—	—	—	—	—	629	1,300	—	—
Other British Possessions	—	—	—	—	—	300	—	—	—	—
TOTAL BRITISH EMPIRE	—	—	—	—	—	6,100	12,807	83,337	2,50,918	11,147
Perak	—	—	—	—	—	—	694	1,074	1,104	8,700
Penang Island	—	—	—	—	—	—	—	—	866	4,750
Philippine Islands and Guam	—	—	—	—	—	—	—	22,950	—	—
China (ex. Luzon of Hong Kong and Macao)	—	—	—	—	—	—	—	—	—	1,062
United States of America— via Atlantic Coast	—	—	—	—	—	2,595	—	—	—	2,000
Other Foreign Countries	—	—	—	—	—	—	—	275	—	196
TOTAL FOREIGN COUNTRIES	—	—	—	—	—	2,595	694	24,299	1,470	11,708
Share of Bengal	—	—	—	—	—	4,795	3,044	2,023	888	11,099
“ Bombay	—	—	—	—	—	3,900	6,205	2,356	1,000	611
“ Sind	—	—	—	—	—	—	4,102	1,02,122	2,40,341	10,333
“ Madras	—	—	—	—	—	—	150	1,118	150	800
“ Burma	—	—	—	—	—	—	—	16	404	15
TOTAL	—	—	—	—	—	8,695	13,501	1,07,636	2,51,723	22,855
Metals and Ores—										
Brass, Bronze, and similar Alloys, wrought—	Cwts.	Cwts.	Cwts.	Cwts.	Cwts.					
Aden and Dependencies	—	—	—	18	—	—	—	—	2,500	—
Straits Settlements (including Labuan)	—	—	—	2	—	—	—	—	553	—
TOTAL BRITISH EMPIRE	—	—	—	20	—	—	—	—	3,053	—
Share of Bengal	—	—	—	2	—	—	—	—	553	—
“ Bombay	—	—	—	18	—	—	—	—	2,500	—
TOTAL	—	—	—	20	—	—	—	—	3,053	—

(a) Shown under one head from 1924-25.

(b) For previous years' figures see the details above.

GENERAL EXPORTS

(1024)

(GOVERNMENT STORES)

FOREIGN MERCHANDISE

No. 18—continued

ARTICLES, AND COUNTRIES OF FINAL DESTINATION; ALSO SHARE OF EACH PROVINCE	QUANTITY					VALUE				
	1922-23	1923-24	1924-25	1925-26	1926-27	1922-23	1923-24	1924-25	1925-26	1926-27
GOVERNMENT STORES— <i>continued</i>						R	R	R	R	R
Metals and Ores—continued										
Copper—										
Wrought—										
United Kingdom	Cwts. . .	Cwts. . .	Cwts. . .	Cwts. . .	Cwts. . .	28	--	--	--	--
Aden and Dependencies	12	15	--	205	--	2,000	2,500	--	61,600	--
Ceylon	--	75	2,396	--	--	--	15,000	7,19,450	--	--
Straits Settlements (including Labuan)	--	--	--	--	701	--	--	--	--	78,0
TOTAL BRITISH EMPIRE	12	90	2,396	205	701	2,028	17,500	7,19,450	61,600	78,0
<i>Share of Bengal</i>	--	75	2,396	205	701	--	15,000	7,19,450	61,600	78,0
<i>" Bombay</i>	12	15	--	--	--	2,028	2,500	--	--	--
TOTAL	12	90	2,396	205	701	2,028	17,500	7,19,450	61,600	78,0
Iron or Steel —										
Wrought and Manufactures—										
United Kingdom	Tons	Tons	Tons	Tons	Tons	--	--	--	1,87,743	--
Mesopotamia	--	--	--	171	--	169	--	17	2,04,336	--
Ceylon	--	--	10	--	--	113	--	1,450	--	--
Straits Settlements (including Labuan)	--	--	19	--	--	--	--	2,510	--	--
Hongkong	--	--	2	--	7	--	--	1,037	--	61
Other British Possessions	2	--	--	--	--	850	291	--	--	--
TOTAL BRITISH EMPIRE	2	--	31	508	7	1,132	291	5,014	3,92,079	61
Maskat Territory and Trucial Oman	--	5	--	3	--	--	3,007	--	1,781	--
Perak	--	--	--	5	--	--	--	--	2,291	--
Other Foreign Countries	--	1	--	--	--	--	676	183	--	--
TOTAL FOREIGN COUNTRIES	--	6	--	8	--	--	3,683	183	4,072	--
<i>Share of Bengal</i>	--	--	2	--	7	--	291	1,037	--	61
<i>" Bombay</i>	2	--	--	332	--	999	--	--	1,87,743	--
<i>" Sind</i>	--	6	--	179	--	--	3,683	205	2,08,408	--
<i>" Madras</i>	--	--	--	--	--	113	--	--	--	--
<i>" Burma</i>	--	--	29	--	--	20	--	3,960	--	--
TOTAL	2	6	31	511	7	1,132	3,974	5,202	3,96,151	612
Lead—										
Straits Settlements (including Labuan)	Cwts.	Cwts.	Cwts.	Cwts.	Cwts.	--	300	--	--	--
Hongkong	--	--	--	--	166	--	--	--	--	4,156
TOTAL BRITISH EMPIRE	--	--	--	--	166	300	--	--	--	4,156
<i>Share of Bengal</i>	--	--	--	--	166	--	--	--	--	4,156
<i>" Burma</i>	--	--	--	--	--	300	--	--	--	--
TOTAL	--	--	--	--	166	300	--	--	--	4,156
Metals and Ores, unenumerated—										
United Kingdom	Cwts.	Cwts.	Cwts.	Cwts.	Cwts.	--	--	500	60	8,28,271
Aden and Dependencies	--	1	--	5	1	--	3,000	--	3,000	30
Kenya Colony	--	--	1	--	--	--	--	463	--	--
TOTAL BRITISH EMPIRE	--	1	6	7	6,870	--	3,000	963	3,060	8,28,301
France	--	--	--	--	1,200	--	--	--	--	1,50,000
Italy	--	--	--	1,360	--	--	--	--	1,70,000	--
United States of America and Atlantic Coast	--	--	--	720	5,319	--	--	--	40,000	6,45,000
TOTAL FOREIGN COUNTRIES	--	--	--	2,080	6,519	--	--	--	2,10,000	6,95,000

No. 18—continued

ARTICLES, AND COUNTRIES OF FINAL DESTINATION; ALSO SHARE OF EACH PROVINCE	QUANTITY					VALUE				
	1922-23	1923-24	1924-25	1925-26	1926-27	1922-23	1923-24	1924-25	1925-26	1926-27
GOVERNMENT STORES— continued						R	R	R	R	R
Metals and Ores—concluded										
<i>Metals and Ores, unenumerated—continued</i>	Owts.	Owts.	Owts.	Owts.	Owts.					
Share of Bengal	722	4,760	40,060	3,90,030
“ Bombay	..	1	1	1,365	8,622	..	3,000	463	1,73,000	11,86,671
“ Sind	7	1,600
“ Madras	5	500
TOTAL	..	1	6	2,087	13,389	..	3,000	963	2,13,000	15,18,301
Total Metals and Ores	Tons	Tons	Tons	Tons	Tons					
	3	11	43	627	720	3,460	24,474	7,25,615	6,73,804	16,01,000
Railway Plant and Rolling-stock—										
United Kingdom	—	—	—	—	—	..	125	43,685
Aden and Dependencies	—	—	—	—	—	6,943	20,850	..	200	..
Mesopotamia	—	—	—	—	—	1,000
Hongkong]	—	—	—	—	—	165
TOTAL BRITISH EMPIRE	—	—	—	—	—	7,943	20,675	43,685	200	165
Share of Bengal	—	—	—	—	—	..	19,968	170	200	165
“ Bombay	—	—	—	—	—	1,000
“ Sind	—	—	—	—	—	6,943	710	43,515
TOTAL	—	—	—	—	—	7,943	20,675	43,685	200	165
Stationery (excluding paper)—										
Aden and Dependencies	—	—	—	—	—	6,614	2,148	801	843	778
Mesopotamia	—	—	—	—	—	4,519	1,084	50
Other British Possessions	—	—	—	—	—	250	55	85	680	..
TOTAL BRITISH EMPIRE	—	—	—	—	—	11,383	2,203	886	2,127	828
TOTAL FOREIGN COUNTRIES	—	—	—	—	—	380	425	1,060	562	100
Share of Bengal	—	—	—	—	—	658	..
“ Bombay	—	—	—	—	—	6,700	2,005	683	496	778
“ Sind	—	—	—	—	—	4,673	568	1,383	2,530	180
“ Burma,	—	—	—	—	—	..	55
TOTAL	—	—	—	—	—	11,763	2,625	1,946	3,689	928
Telegraphs, materials for construction of—										
United Kingdom	—	—	—	—	—	12,075	..	10,130	2,000	1,663
Mesopotamia	—	—	—	—	—	710	597	..	37,530	..
Bahrain Islands	—	—	—	—	—	9,020	6,160	2,125	11,300	1,525
Other British Possessions	—	—	—	—	—	50	10	25
TOTAL BRITISH EMPIRE	—	—	—	—	—	21,805	6,757	12,305	50,840	3,213

GENERAL EXPORTS

(1026)

(GOVERNMENT STORES)

FOREIGN MERCHANDISE

No. 18—continued

ARTICLES, AND COUNTRIES OF FINAL DESTINATION; ALSO SHARE OF EACH PROVINCE	QUANTITY					VALUE				
	1922-23	1923-24	1924-25	1925-26	1926-27	1922-23	1923-24	1924-25	1925-26	1926-27
GOVERNMENT STORES— <i>continued</i>						R	R	R	R	R
Telegraphs, materials for construction of—continued										
Maskat Territory and Trucial Oman	—	—	—	—	—	23,314	15,444	11,435	7,253	5,004
Persia	—	—	—	—	—	1,34,997	93,308	37,809	78,851	20,912
Honjam Island	—	—	—	—	—	18,645	8,485	7,045	4,610	7,800
TOTAL FOREIGN COUNTRIES	—	—	—	—	—	1,76,956	1,17,237	56,289	90,714	33,716
Share of Bengal	—	—	—	—	—	1,500	..	84	2,000	..
“ <i>Bombay</i>	—	—	—	—	—	30,610	35
“ <i>Sind</i>	—	—	—	—	—	1,97,267	1,23,394	68,450	1,02,404	43,904
“ <i>Burma</i>	—	—	—	—	—	80	10	..
TOTAL	—	—	—	—	—	1,98,761	1,23,994	68,594	1,41,054	43,939
Textiles—										
Cotton—										
Manufactures—										
Mesopotamia	—	—	—	—	—	55	1,733	..
Hongkong	—	—	—	—	—	1,032	3,165	100	25,256	200
Other British Possessions	—	—	—	—	—	20	250	579	1,082	..
TOTAL BRITISH EMPIRE	—	—	—	—	—	1,052	3,415	734	28,024	200
Maskat Territory and Trucial Oman	—	—	—	—	—	2,333	175	925
Persia	—	—	—	—	—	4,837	..	50	661	..
Other Foreign Countries	—	—	—	—	—	117
TOTAL FOREIGN COUNTRIES	—	—	—	—	—	4,954	..	2,383	836	925
Share of Bengal	—	—	—	—	—	1,032	3,166	100	26,200	200
“ <i>Bombay</i>	—	—	—	—	—	1,733	495
“ <i>Sind</i>	—	—	—	—	—	4,954	..	2,287	334	439
“ <i>Madras</i>	—	—	—	—	—	940	..
“ <i>Burma</i>	—	—	—	—	—	20	250
TOTAL	—	—	—	—	—	6,006	6,415	3,067	28,860	1,125
Flax manufactures—										
Straits Settlements (includ- ing Labuan)	—	—	—	—	—	..	11,375	643
Hongkong	—	—	—	—	—	5,294	..	3,945
Other British Possessions	—	—	—	—	—	544	90
TOTAL BRITISH EMPIRE	—	—	—	—	—	544	11,375	6,637	..	4,038

(GOVERNMENT STORES)

FOREIGN MERCHANDISE

No. 18—continued

ARTICLES, AND COUNTRIES OF FINAL DESTINATION; ALSO SHARE OF EACH PROVINCE	QUANTITY					VALUE				
	1922-23	1923-24	1924-25	1925-26	1926-27	1922-23	1923-24	1924-25	1925-26	1926-27
GOVERNMENT STORES— continued						R.	R.	R.	R.	R.
Textiles—continued.										
<i>Flax manufactures— continued.</i>										
China (exclusive of Hongkong and Macao)	—	—	—	—	—	2,068	6,497
Share of Bengal	—	—	—	—	—	444	11,378	15,937	2,666	10,835
<i>Wool manufactures—</i>										
Piecegoods—	Yards	Yards	Yards	Yards	Yards					
TOTAL BRITISH EMPIRE	25	250	..	100	900	..
TOTAL FOREIGN COUNTRIES	79	308
Share of Bengal	104	239	..	489	900	..
Other sorts—	Lbs.	Lbs.	Lbs.	Lbs.	Lbs.					
Mesopotamia	1,568	2,160
Hongkong	1,010	3,053	..
Other British Possessions	20	30
TOTAL BRITISH EMPIRE	20	..	1,568	1,010	..	30	..	2,160	3,053	..
TOTAL FOREIGN COUNTRIES	441	313	..	1,500	1,961	..
Share of Bengal	1,010	3,053	..
.. Bombay	300	1,612	..
.. Sind	441	..	1,568	113	..	1,500	..	2,160	349	..
.. Burma	20	30
TOTAL	461	..	1,568	1,323	..	1,530	..	2,160	5,014	..
Vehicles (excluding Loco- motives, etc., for Rail- ways)—(a)										
<i>Other sorts—</i>										
United Kingdom	—	—	—	—	—	—	1,98,165	—	—	—
Straits Settlements (includ- ing Labuan)	—	—	—	—	—	—	5,000	—	—	—
TOTAL BRITISH EMPIRE	—	—	—	—	—	—	2,01,165	—	—	—
TOTAL FOREIGN COUNTRIES	—	—	—	—	—	—	148	—	—	—
Share of Bengal	—	—	—	—	—	—	80	—	—	—
.. Sind	—	—	—	—	—	—	1,97,373	—	—	—
.. Burma	—	—	—	—	—	—	5,000	—	—	—
TOTAL	—	—	—	—	—	—	2,01,313	—	—	—
All other articles—										
<i>Unmanufactured—</i>										
United Kingdom	—	—	—	—	—	600	100	..	11	2,500
Aden and Dependencies	—	—	—	—	—	102	3,753	593	2,397	515
Mesopotamia	—	—	—	—	—	1,327	25,458
Other British Possessions	—	—	—	—	—	505	48	..	8	..
TOTAL BRITISH EMPIRE	—	—	—	—	—	2,734	37,559	593	2,916	3,015

(a) Included in "All other articles, manufactured" from 1924-25.

GENERAL EXPORTS

(1028)

(GOVERNMENT STORES)

FOREIGN MERCHANDISE

No. 18—continued

ARTICLES, AND COUNTRIES OF FINAL DESTINATION; ALSO SHARE OF EACH PROVINCE	QUANTITY					VALUE				
	1922-23	1923-24	1924-25	1925-26	1926-27	1922-23	1923-24	1924-25	1925-26	1926-27
GOVERNMENT STORES— <i>continued</i>						R	R	R	R	R
All other articles— <i>continued</i>										
<i>Unmanufactured—continued</i>										
Persia	—	—	—	—	—	8,049	8,701	1,675	4,273	456
Other Foreign Countries	—	—	—	—	—	345	576	491	947	..
TOTAL FOREIGN COUNTRIES	—	—	—	—	—	8,394	4,277	2,166	5,220	456
<i>Share of Bengal</i>	—	—	—	—	—	..	100	..	3	..
" <i>Bombay</i>	—	—	—	—	—	20	24,298	..	12	..
" <i>Sind</i>	—	—	—	—	—	10,708	7,320	2,564	3,116	3,471
" <i>Burma</i>	—	—	—	—	—	400	48
TOTAL	—	—	—	—	—	11,128	41,666	2,564	8,186	3,471
<i>Manufactured—</i>										
United Kingdom	—	—	—	—	—	64,984	25,907	18,88,048	21,724	94,641
Malta and Gozo	—	—	—	—	—	1,088	..
Palestine	—	—	—	—	—	2,100	..	18,852	7,852	2,052
Aden and Dependencies	—	—	—	—	—	1,52,829	1,24,172	4,61,612	1,89,208	1,51,524
Mesopotamia	—	—	—	—	—	1,49,162	3,07,977	1,06,014	2,06,236	1,05,467
Bahrain Islands	—	—	—	—	—	1,574	242
Ceylon	—	—	—	—	—	30,494	48,184	..	300	18,409
Straits Settlements (<i>includ-</i> <i>ing Labuan</i>)	—	—	—	—	—	30	3,914	328	2,472	823
Hongkong	—	—	—	—	—	..	276	1,121	3,298	5,192
Egypt*	—	—	—	—	—	5,387
Natal	—	—	—	—	—	20,000
Mauritius and Dependencies	—	—	—	—	—	406	1,117
Tanganyika Territory	—	—	—	—	—	1,000	1,000	..
Canada—										
<i>Vid Pacific Coast</i>	—	—	—	—	—	2,500
Other British Possessions	—	—	—	—	—	1,842	1,051	580	82	..
TOTAL BRITISH EMPIRE	—	—	—	—	—	4,26,698	5,12,598	20,65,955	4,45,424	4,69,350
Denmark	—	—	—	—	—	18,640
Czechoslovakia	—	—	—	—	—	500
Makat Territory and Trucial Oman	—	—	—	—	—	313	1,462	2,740	20,459	532
Other Native States in Arabia	—	—	—	—	—	1,514	540	140	360	900
Persia	—	—	—	—	—	64,625	22,811	15,192	15,052	1,900
Henjam Island	—	—	—	—	—	8,517	14,487	9,092	11,980	5,269
China (<i>exclusive of Hongkong</i> <i>and Macao</i>)	—	—	—	—	—	6	4,107
Japan	—	—	—	—	—	..	2,218
Egypt*	—	—	—	—	—	..	41,348	966	1,125	2,697
TOTAL FOREIGN COUNTRIES	—	—	—	—	—	74,975	83,366	28,180	48,976	34,546
<i>Share of Bengal</i>	—	—	—	—	—	26,299	13,145	1,845	7,990	11,723
" <i>Bombay</i>	—	—	—	—	—	3,69,440	3,30,380	20,10,785	3,92,154	4,18,703
" <i>Sind</i>	—	—	—	—	—	95,984	2,43,525	77,669	90,700	66,477
" <i>Madras</i>	—	—	—	—	—	40	..	214	350	459
" <i>Burma</i>	—	—	—	—	—	3,605	3,914	2,672	3,266	539
TOTAL	—	—	—	—	—	5,01,668	5,95,964	20,98,185	4,94,400	4,97,895

* Shown as a Foreign country from 1923-24.

(GOVERNMENT STORES)

FOREIGN MERCHANDISE

No. 18—concluded

ARTICLES, AND COUNTRIES OF FINAL DESTINATION; ALSO SHARE OF EACH PROVINCE	QUANTITY					VALUE				
	1922-23	1923-24	1924-25	1925-26	1926-27	1922-23	1923-24	1924-25	1925-26	1926-27
GOVERNMENT STORES— concluded						₹	₹	₹	₹	₹
<i>Grand total value of Govern- ment Stores—</i>										
United Kingdom	—	—	—	—	—	43,72,622	5,72,632	21,22,720	2,18,024	11,22,465
Malta and Gozo	—	—	—	—	—	1,022	..
Palestine	—	—	—	—	—	2,468	4,500	22,252	7,522	2,022
Aden and Dependencies	—	—	—	—	—	3,22,120	3,01,912	7,24,010	4,11,120	4,02,140
Mesopotamia	—	—	—	—	—	2,04,127	4,72,527	3,52,791	2,02,520	3,52,172
Bahrain Islands	—	—	—	—	—	10,522	2,222	2,272	27,124	24,227
Ceylon	—	—	—	—	—	21,207	77,272	7,41,220	10,244	12,512
Straits Settlements (including Labuan)	—	—	—	—	—	12,112	20,222	11,212	11,204	22,222
Federated Malay States	—	—	—	—	—	11,272	200
Hongkong	—	—	—	—	—	74,422	40,721	24,222	22,222	22,272
Egypt*	—	—	—	—	—	1,22,212	—	—	—	—
Natal	—	—	—	—	—	20,000	11,222
Mauritius and Dependencies	—	—	—	—	—	402	1,112
Zanzibar and Pemba	—	—	—	—	—	..	1,000
Tanganyika Territory	—	—	—	—	—	1,000	1,000	..
Canada via Pacific Coast	—	—	—	—	—	2,500
Other British Possessions	—	—	—	—	—	222	122	422	22	742
TOTAL BRITISH EMPIRE.	—	—	—	—	—	52,05,121	15,22,240	21,42,772	22,50,742	21,17,222
Denmark	—	—	—	—	—	2,222	..	12,240
Germany	—	—	—	—	—	1,50,000
France	—	—	—	—	—	1,70,000	..
Italy	—	—	—	—	—
Alaska Territory and Trucial Oman	—	—	—	—	—	25,422	21,722	22,721	24,240	7,122
Other Native States in Arabia	—	—	—	—	—	2,240	240	140	220	1,122
Persia	—	—	—	—	—	2,72,222	1,42,712	72,220	1,22,212	22,211
Henjam Island	—	—	—	—	—	20,242	24,122	17,212	12,721	17,212
Slam	—	—	—	—	—	1,002	21,222	..
Philippine Islands and Guam	—	—	—	—	—	22,220
China (excluding of Hongkong and Macao)	—	—	—	—	—	12,701	1,272	27	2,212	11,222
Japan	—	—	—	—	—	..	2,212
Egypt*	—	—	—	—	—	..	22,272	24,222	4,222	2,227
United States of America via Atlantic Coast	—	—	—	—	—	2,122	40,272	5,47,220
Other Foreign Countries	—	—	—	—	—	272	..	200
TOTAL FOREIGN COUNTRIES	—	—	—	—	—	2,27,227	2,22,720	1,72,212	4,22,222	7,21,220
Share of Bengal	—	—	—	—	—	1,42,242	2,22,221	12,72,222	4,22,242	5,21,221
Bombay	—	—	—	—	—	40,27,222	7,21,221	22,22,222	12,22,222	21,22,222
Madras	—	—	—	—	—	4,21,222	2,71,222	4,41,222	2,22,222	1,21,222
Bihar	—	—	—	—	—	17,127	7,712	22,222	2,272	12,212
Assam	—	—	—	—	—	21,212	27,122	22,222	12,212	2,222
TOTAL	—	—	—	—	—	52,02,222	12,22,220	22,12,222	27,72,227	22,02,222

* Shown as a Foreign country from 1923-24.

ABSTRACT TABLES

(1030)

GOLD—IMPORTS and EXPORTS

No. 19

TOTAL QUANTITY and VALUE of the REGISTERED IMPORTS and EXPORTS of GOLD COIN and BULLION, in each Official Year from 1922-23 to 1926-27

COUNTRIES	IMPORTS					EXPORTS				
	1922-23	1923-24	1924-25	1925-26	1926-27	1922-23	1923-24	1924-25	1925-26	1926-27
QUANTITY	Ounces	Ounces	Ounces	Ounces	Ounces	Ounces	Ounces	Ounces	Ounces	Ounces
United Kingdom { Private Govt.	2,824,222	2,407,115	2,692,568	1,865,224	487,352	192	..	29	..	19
Gibraltar	12,659
Aden and Dependencies	62,247	61,592	29,447	67,766	55,846	562
Mesopotamia	70,707	111,592	27,996	129,955	119,296	12,126	253	576
Bahrain Islands { Private Govt.	2,275	3,282	892	8,716	22,816	248	757	31,030
Ceylon	..	28,101	14,237	2,024	6,694	649	238	4,800	540	124
Straits Settlements (including Labuan)	43,343	9,499	10,744	9,792	7,970	..	1,055	2,109	37,155	9,659
Federated Malay States	1	812	..
Hongkong	21,951	25,662	22,860	19,451	7,660
Egypt*	34,074
Natal	..	482,224	2,200,226	2,445,022	2,054,274	14
Transvaal
Zanzibar and Pemba	2	21	59	70	1,894	4,423	4,170	63
Kenya Colony	600	..	1,114	2,714	..
Tanganyika Territory	41	632	..
Mauritius and Dependencies (including Seychelles)	18	3,222	3,462	7,324	1,149	140
Australian Commonwealth	445,929	490,558	270,727	159,072	404,558
New Zealand	30,686	44,157	46,241	6,480
ROYAL BRITISH EMPIRE { Private Govt.	4,608,799	3,700,780	8,041,075	5,714,158	3,172,526	18,057	7,659	52,018	47,172	10,029
Germany	38
Netherlands	105,924	640	261
France	808,472	174,365	295,245	50,379
Switzerland	120,465
Hakat Territory and Trucial Oman { Private Govt.	49	37	11	1,145	1,648	1,187	1,798	4,112	2,415	328
Other Native States in Arabia	7,087	3,844	5,025	4,045	25,251	211	440	468
Formosa { Private Govt.	..	314	..	86	84
Java	345	6,959
China (exclusive of Hongkong and Macao)	50,610	22,220	5,426	1,329	1,954
Japan	262	5
Egypt*	..	15,999	7,868	22,712	182,022	2,109	16,247	..
Portuguese East Africa	..	5,859
Italian East Africa (Eritrea and Somaliland)	70	56
French Somaliland
United States of America	400,506	399,860	3,322,849	405,964	15,339	161
ROYAL FOREIGN COUNTRIES { Private Govt.	1,267,539	622,463	2,922,922	427,357	220,480	1,393	2,233	6,774	12,762	7,448
GRAND TOTAL QUANTITY { Private Govt.	5,876,228	4,329,248	12,022,012	6,201,515	3,402,006	10,455	9,892	52,792	65,934	17,477

* Included in Foreign countries from 1922-24.

[Continued on next page]

No. 19—continued

TOTAL QUANTITY and VALUE of the REGISTERED IMPORTS and EXPORTS of GOLD COIN and BULLION,
in each Official Year from 1922-23 to 1926-27—continued.

COUNTRIES	IMPORTS					EXPORTS				
	1922-23	1923-24	1924-25	1925-26	1926-27	1922-23	1923-24	1924-25	1925-26	1926-27
VALUE	£	£	£	£	£	£	£	£	£	£
United Kingdom	27,21,55,101	16,24,35,255	23,02,14,301	10,62,06,263	2,79,38,043	8,742	--	1,832	--	1,050
Private										
Govt.	--	--	--	--	--	--	--	--	--	--
Gibraltar	9,90,470	--	--	--	--	--	--	--	--	--
Aden and Dependencies	43,57,006	62,54,366	25,60,162	22,85,821	31,95,873	--	--	33,937	--	--
Mesopotamia	51,85,230	76,73,545	18,42,492	79,22,431	68,39,003	8,85,922	16,875	35,823	--	--
Bahrain Islands	1,62,503	2,26,210	22,890	4,97,039	16,46,023	18,564	50,655	18,93,463	--	--
Private										
Govt.	--	--	--	--	--	--	--	--	--	--
Ceylon	--	19,66,722	9,74,165	1,31,130	3,97,003	42,036	15,700	3,00,093	84,300	8,336
Straits Settlements (including Labuan)	29,61,789	7,08,950	7,12,153	5,49,843	4,90,293	--	72,070	1,24,790	21,17,320	5,87,704
Federated Malay States	--	82	15	--	67	--	--	--	47,000	--
Hongkong	15,67,911	17,33,861	20,89,849	11,68,161	4,51,993	--	--	--	--	--
Egypt*	22,55,773	--	--	--	--	--	--	--	--	--
Natal	--	3,31,17,038	23,46,85,076	19,52,54,736	11,77,16,752	--	--	--	--	799
Transvaal	--	--	--	--	30	--	--	--	--	--
Zanzibar and Pemba	--	--	165	1,176	2,464	5,100	1,37,257	2,70,229	2,42,651	3,610
Kenya Colony	--	--	--	--	--	43,737	--	65,943	1,56,575	--
Tanganyika Territory	--	--	--	--	--	--	--	2,867	80,568	--
Mauritius and Dependencies (including Seychelles)	--	--	1,137	--	--	2,30,574	2,85,134	4,65,872	60,383	7,959
Australian Commonwealth	3,16,64,439	3,30,71,673	2,46,68,445	90,72,913	2,31,64,573	--	--	--	--	--
New Zealand	21,69,537	29,83,107	23,92,435	3,66,267	--	--	--	--	--	--
TOTAL BRITISH EMPIRE	32,34,69,354	25,08,71,684	50,06,03,305	32,44,45,885	18,13,13,116	12,32,875	5,17,691	31,98,019	37,00,637	5,79,505
Private										
Govt.	--	--	--	--	--	--	--	--	--	--
Germany	2,376	--	--	--	--	--	--	--	--	--
Netherlands	--	--	65,55,036	37,072	14,945	--	--	--	--	--
France	5,74,61,312	1,17,48,574	1,93,19,941	22,65,296	--	--	--	--	--	--
Switzerland	--	--	1,16,50,000	--	--	--	--	--	--	--
Mascat Territory and Trucial Oman	3,692	2,457	723	64,847	94,502	33,965	1,20,293	2,60,533	1,33,337	19,849
Private										
Govt.	3,692	2,457	723	64,847	94,502	33,965	1,20,293	2,60,533	1,33,337	19,849
Other Native States in Arabia	4,94,934	2,60,830	3,09,691	2,30,982	14,45,406	15,992	29,533	27,949	--	--
Persia	--	22,805	--	5,016	--	--	--	5,175	--	--
Private										
Govt.	12,875	--	--	--	--	--	--	--	--	3,99,000
Java	24,060	--	--	--	--	--	--	--	--	--
China (exclusive of Hongkong and Macao)	36,41,449	19,01,394	3,62,230	76,213	1,13,699	--	--	--	--	--
Japan	26,032	--	--	--	237	--	--	--	--	--
Egypt*	--	10,96,906	5,01,581	12,46,803	1,06,61,761	--	--	1,44,495	9,13,700	--
Portuguese East Africa	--	3,99,905	--	--	--	--	--	--	--	--
Italian East Africa (Eritrea and Somaliland)	5,041	--	--	3,173	--	--	--	--	--	--
French Somaliland	--	--	--	--	--	--	--	--	--	9,200
United States of America	2,30,07,106	2,67,27,477	20,35,35,425	2,32,24,195	8,68,036	--	--	--	--	--
TOTAL FOREIGN COUNTRIES	3,98,66,552	4,21,59,848	24,22,34,632	2,78,53,553	1,31,69,336	97,957	1,49,326	4,38,202	10,52,677	4,37,049
Private										
Govt.	1,02,772	--	--	--	--	--	--	--	--	--
GRAND TOTAL VALUE	41,31,36,406	29,25,31,532	74,28,37,937	35,22,99,438	19,50,12,002	12,30,832	6,67,517	36,32,121	37,53,314	10,06,554
Private										
Govt.	1,02,772	--	--	--	--	--	--	--	--	--

No. 20

DESCRIPTION of GOLD IMPORTED and EXPORTED

	1922-23	1923-24	1924-25	1925-26	1926-27	1922-23	1923-24	1924-25	1925-26	1926-27
BULLION (bar, ingots, and other uncoined gold)	4,253,551	3,140,509	9,629,269	4,240,623	2,300,031	787	154	1,596	16,743	635
Ounces	29,34,52,933	21,20,34,158	59,43,07,950	24,09,66,603	13,17,60,353	56,465	9,953	96,960	9,54,075	36,403
COIN—										
Sovereigns and other British gold coins	1,473,913	1,053,259	2,338,221	1,754,470	982,747	5,247	7,750	52,366	24,397	8,910
Ounces	10,39,63,167	7,11,59,773	14,49,87,243	9,96,20,393	5,63,65,357	3,68,533	5,22,993	22,27,864	14,27,381	5,14,732
Other gold coins	140,229	135,480	56,523	206,413	120,228	13,421	1,938	4,823	24,294	5,932
Ounces						9,05,624	1,34,566	3,07,307	12,72,103	4,55,337

SILVER—IMPORTS and EXPORTS

No. 21

TOTAL QUANTITY and VALUE of the REGISTERED IMPORTS and EXPORTS of SILVER COIN and BULLION, in each Official Year from 1922-23 to 1926-27.

COUNTRIES	IMPORTS					EXPORTS				
	1922-23	1923-24	1924-25	1925-26	1926-27	1922-23	1923-24	1924-25	1925-26	1926-27
QUANTITY	Ounces	Ounces	Ounces	Ounces	Ounces	Ounces	Ounces	Ounces	Ounces	Ounces
United Kingdom	49,042,768	49,355,948	28,025,301	35,629,535	76,308,028	13,758	1,259	224,101	--	450
						3,745	--	--	--	--
Aden and Dependencies	820,724	125,419	45,954	463,415	863,879	7,315	141,055	60,335	68,552	--
	2,229	141,305	1,992	109,881	145,182	--	--	--	--	--
Mesopotamia	6,519,704	1,501,511	2,723,437	1,314,066	815,078	--	10,277	43,621	--	8,108
	--	237,094	--	--	--	--	1,445	222	741	--
Bahrain Islands	882,419	344,945	2,061,142	1,283,983	948,641	3,478,226	2,593,033	1,510,765	573,254	2,616,970
Ceylon	--	2,582	23	500,801	56,265	8,881	1,136,303	1,513,114	87,366	1,301,060
	--	--	--	--	--	167,500	--	--	243,750	--
Straits Settlements (including Labuan)	14,052	45,555	1,099	877,616	11,851	74,244	8,919	8,717	1,127,257	184,739
Federated Malay States	--	--	--	7,500	--	30,000	33,125	20,625	19,375	60,800
Hongkong	857,218	454,780	18,150	53,729	449,976	1,805,009	--	--	--	--
Egypt*	--	--	--	--	--	--	--	--	--	--
Natal	--	176,227	808,166	1,007,802	1,031,206	--	--	--	--	--
	--	--	--	--	--	--	2,248	--	--	--
Zanzibar and Pemba	13,088	163,074	767,051	291,199	38,320	157,938	9,290	356,584	166,785	3,251
Kenya Colony	863,342	93,549	131,064	--	--	--	--	--	26,739	31,589
Tanganyika Territory	2,561,057	614,866	171,580	--	--	--	--	--	--	--
	--	--	--	--	--	--	--	--	--	--
Mauritius and Dependencies (including Seychelles)	415,605	2,096,830	38,125	--	2,639,552	55,313	2,618,918	--	--	9,290
Canada	--	--	--	75,442	--	--	--	--	--	--
Australian Commonwealth	6,483,723	3,707,871	5,277,956	8,846,695	8,085,716	--	--	--	--	--
New Zealand	391,340	425,348	534,474	529,652	443,768	--	--	--	--	--
TOTAL BRITISH EMPIRE	68,865,035	59,103,485	40,603,422	50,881,435	91,691,780	5,630,684	6,551,579	4,237,912	2,089,323	4,217,157
	2,229	378,399	1,992	109,881	145,182	191,245	3,693	222	244,491	--
Germany	--	--	--	358,752	--	--	--	--	--	--
Netherlands	--	576	--	--	--	7,519	20,306	--	--	--
France	291,030	485,635	80,287	--	2,284,832	--	--	--	--	--
Italy	--	4,170	--	235,513	634,097	--	--	--	--	--
Austria	--	--	--	134,004	583,768	--	--	--	--	--
Greece	--	--	--	6	--	--	--	--	--	--
Mascat Territory and Trucial Oman	791,039	720,633	1,174,307	875,610	353,325	1,896,182	1,171,752	1,644,847	748,876	948,790
	93,602	74,324	74,406	56,659	--	--	--	--	--	--
Other Native States in Arabia	1,586,781	299,077	621,926	447,783	143,474	70,135	5,361	11,624	14,899	195,620
	11,656	--	--	--	--	--	--	--	--	--
Persia	1,134,710	496,797	761,828	564,687	231,863	423,867	51,244	430,584	455,954	292,515
	743,357	743,243	--	--	249,043	--	16,179	8,115	13,691	2,964
Henjam Island	--	6,875	2,973	--	--	--	--	--	--	--
	--	--	--	--	--	--	--	5,187	9,597	5,558
Java	--	3,696	3,067	--	1,479	71,377	31,865	37,375	17,415	1,334
Siam	123,079	332,376	--	221,463	23,566	96,621	--	--	--	--
Indo-China (including Cochin-China, Cambodia, Annam, Tonkin and French leased territories in China)	--	--	--	--	--	--	--	2,103	--	--
China (exclusive of Hongkong and Macao)	4,325,494	1,029,983	5,447,100	1,123,302	6,806,659	2,054,376	6,726,509	13,544,208	11,387,903	4,094,594
Egypt*	--	2,565	6,243	--	24,812	--	--	3,049	743	4,662
Portuguese East Africa	--	--	675,837	--	--	--	--	--	--	--
Italian East Africa (Eritrea and Somaliland)	5,189	--	--	18,947	--	--	--	--	--	--
French Somaliland	--	--	--	--	--	--	--	--	--	--
United States of America	18,523,948	44,149,661	72,875,945	53,320,104	30,776,261	--	--	--	--	--
TOTAL FOREIGN COUNTRIES	26,784,270	47,532,094	81,649,593	57,298,676	41,919,134	4,621,077	8,007,037	15,723,788	12,625,790	5,538,015
	848,615	817,587	74,406	56,659	249,043	--	16,179	13,302	23,233	8,522
GRAND TOTAL QUANTITY	95,649,305	106,640,579	122,252,985	108,180,111	133,610,914	10,251,761	14,558,616	19,961,700	14,715,113	9,755,172
	850,844	1,195,966	76,398	166,540	395,125	191,245	19,872	13,524	267,779	8,522

* Included in Foreign Countries from 1923-24.

No. 21—continued

TOTAL QUANTITY and VALUE of the REGISTERED IMPORTS and EXPORTS of SILVER COIN and BULLION,
in each Official Year from 1922-23 to 1926-27—continued

COUNTRIES		IMPORTS					EXPORTS				
		1922-23	1923-24	1924-25	1925-26	1926-27	1922-23	1923-24	1924-25	1925-26	1926-27
VALUE		R	R	R	R	R	R	R	R	R	
United Kingdom	Private	10,44,41,727	9,91,44,654	5,27,93,679	6,38,32,334	12,00,31,137	32,580	2,400	4,56,790	..	1,200
	Govt.	5,567
Aden and Dependencies	Private	19,07,508	2,78,072	92,606	8,27,845	14,96,702	15,158	2,82,484	1,12,372	1,23,149	..
	Govt.	5,369	3,80,240	5,360	2,82,782	3,68,480
Mesopotamia	Private	1,49,23,317	38,00,791	73,29,000	35,17,975	21,74,096	..	19,868	87,288	..	12,675
	Govt.	..	6,38,000	3,900	600	2,000	..
Bahrain Islands		23,00,832	9,14,493	55,27,520	34,46,368	25,42,290	93,41,747	69,37,978	40,47,329	13,00,436	55,92,495
Ceylon	Private	..	6,314	65	8,98,394	98,253	21,478	30,27,293	40,34,348	1,67,703	88,01,306
	Govt.	5,00,000	6,50,000	..
Straits Settlements (including Labuan)		37,812	1,21,232	2,509	15,94,826	10,000	1,94,614	16,591	14,615	19,32,058	2,54,054
Federated Malay States		20,000	..	30,000	98,000	55,000	40,000	67,500
Hongkong		16,80,979	8,84,112	43,400	1,28,395	7,39,565	40,96,938
Egypt*	
Natal	Private	..	3,57,234	15,42,942	17,82,935	16,08,118
	Govt.	4,500
Zanzibar and Pemba		29,465	4,03,225	20,37,528	7,28,168	60,584	6,25,000	25,000	23,08,000	5,01,648	4,711
Kenya Colony		19,04,323	1,96,938	2,51,786	47,307	49,129
Tanganyika Territory	Private	55,51,035	12,45,071	3,24,733
	Govt.
Mauritius and Dependencies (including Seychelles)		11,14,500	55,94,555	85,220	..	70,94,500	1,46,769	70,20,000	25,000
Canada		1,44,346
Australian wealth	Common-Private	1,46,25,971	79,88,008	1,13,36,154	1,70,36,923	1,37,56,907
	Govt.
New Zealand		9,50,468	9,16,442	11,36,223	10,33,732	7,53,180
TOTAL BRITISH EMPIRE	Private	14,94,67,335	12,18,51,721	8,25,39,875	9,49,96,246	15,03,66,832	1,48,54,267	1,74,10,674	1,11,14,039	42,23,321	93,68,470
	Govt.	5,369	10,18,240	5,360	2,82,782	3,68,480	5,08,567	8,400	600	6,52,000	..
Germany		6,15,575
Netherlands		..	1,550	15,931	41,991
France		5,88,154	9,89,803	1,45,066	..	32,90,243
Italy		..	8,435	..	4,21,976	9,57,008
Austria		2,39,693	8,97,771
Greece		16
Market Territory and Trucial Oman	Private	20,15,690	18,23,021	31,06,203	22,96,020	9,51,415	50,87,900	31,58,635	44,17,481	16,73,917	21,06,523
	Govt.	2,51,876	2,00,000	2,90,220	1,52,306
Other Native States in Arabia	Private	39,35,997	7,18,578	16,04,202	10,39,350	3,67,677	1,86,720	10,848	30,827	26,181	2,88,398
	Govt.	31,367
Persia	Private	28,56,900	11,50,479	20,51,411	15,21,265	7,54,306	7,90,000	1,38,000	11,37,425	11,63,700	7,42,653
	Govt.	20,00,316	20,00,000	6,72,577	..	43,655	21,000	30,950	8,000
Henzam Island	Private	..	18,500	3,000
	Govt.	14,000	25,900	15,000	..
Java		..	9,235	8,178	..	3,946	1,52,739	75,003	71,148	30,403	3,111
Siam		3,91,200	8,94,398	..	5,05,941	63,112	2,60,000
Indo-China (including Cochin-China, Cambodia, Anam, Tonkin and French leased territories in China)		5,610
China (exclusive of Hongkong and Macao)		89,14,942	20,77,736	1,03,20,259	20,04,557	98,82,244	45,30,069	1,21,55,937	2,52,47,804	1,93,94,982	63,25,125
Egypt*		..	6,345	11,569	..	43,900	5,292	2,000	6,550
Portuguese East Africa		13,68,137
Italian East Africa (Eritrea and Somaliland)		11,520	30,920
French Somaliland	
United States of America		8,95,22,908	8,82,61,242	14,09,40,257	9,47,72,952	4,90,73,149
TOTAL FOREIGN COUNTRIES	Private	5,76,76,608	9,59,57,319	16,00,63,382	10,35,39,170	6,62,29,771	1,10,23,379	1,65,75,464	3,09,15,532	2,27,91,183	95,62,055
	Govt.	22,83,559	22,00,000	2,00,220	1,52,306	6,72,577	..	43,655	35,900	62,850	23,000
GRAND TOTAL VALUE	Private	20,71,43,941	21,78,09,040	24,26,01,757	19,85,35,416	21,65,96,103	2,53,77,646	3,32,95,138	4,20,30,171	2,70,14,504	1,89,30,825
	Govt.	22,88,928	32,18,240	2,05,580	4,35,088	10,38,057	6,09,567	52,055	36,500	7,14,850	23,000

*Included in Foreign Countries from 1922-24.

GOLD AND SILVER—IMPORTS and EXPORTS

No. 22

DESCRIPTION of SILVER IMPORTED and EXPORTED

		IMPORTS					EXPORTS				
		1922-23	1923-24	1924-25	1925-26	1926-27	1922-23	1923-24	1924-25	1925-26	1926-27
BULLION—	Ounces	79,917,592	99,722,278	110,083,857	101,411,908	125,954,400	}	}	}	}	}
	R	17,07,22,600	20,04,76,884	21,28,05,477	18,21,60,993	19,85,85,609					
Bar	Ounces	10,573	47,877	2,077,460	35,387	39,638	}	}	}	}	}
	R	23,350	97,010	41,53,672	63,812	63,966					
Other uncoined silver	Ounces	4,152,529	6,449,657	8,006,984	4,884,235	5,946,876	}	}	}	}	}
	R	1,09,73,724	1,73,06,213	2,15,51,707	1,31,47,679	1,58,55,939					
COIN—	Ounces						}	}	}	}	}
	R										
Government of India rupees	Ounces						}	}	}	}	}
	R										
British dollar	Ounces						}	}	}	}	}
	R										
Straits dollar	Ounces						}	}	}	}	}
	R										
Other coin	Ounces	12,419,455	1,616,733	2,161,102	2,015,071	2,065,125	}	}	}	}	}
	R	2,77,13,295	31,47,193	42,96,481	35,93,020	31,76,596					

No. 23

TOTAL VALUE of the REGISTERED IMPORTS and EXPORTS of GOLD and SILVER COIN and BULLION, in each Official Year from 1922-23 to 1926-27

COUNTRIES		IMPORTS					EXPORTS				
		1922-23	1923-24	1924-25	1925-26	1926-27	1922-23	1923-24	1924-25	1925-26	1926-27
TOTAL OF GOLD AND SILVER		R	R	R	R	R	R	R	R	R	R
United Kingdom	Private	37,65,96,828	26,17,79,909	28,30,07,980	17,00,33,597	14,79,69,180	41,322	2,460	4,53,672	..	2,250
	Govt.	8,567
Hibraltar	Private	9,90,470
	Govt.
Canton and Dependencies	Private	62,64,604	65,32,458	26,52,768	41,13,666	46,92,575	15,153	2,82,484	1,46,309	1,23,140	..
	Govt.	5,369	3,80,240	5,360	2,82,782	3,65,480
Mesopotamia	Private	2,01,03,547	1,14,74,336	91,71,492	1,14,40,466	90,13,099	3,35,922	36,743	1,23,108	..	13,675
	Govt.	..	6,38,000	3,900	600	2,000	..
Bahrein Islands	Private	24,62,840	11,40,703	55,50,380	39,43,457	41,63,312	93,53,311	69,83,683	59,40,692	18,60,436	55,92,485
	Govt.
Ceylon	Private	..	19,73,536	9,74,230	10,19,524	4,90,256	63,509	30,42,993	43,34,441	2,02,153	33,70,362
	Govt.	5,00,000	6,50,000	..
Straits Settlements (including Labuan)	Private	23,99,601	8,30,182	7,14,662	21,44,674	4,76,293	1,94,614	88,661	1,41,405	41,00,273	3,11,758
	Govt.	..	32	15	20,000	67	80,000	88,000	55,000	37,000	67,500
Hongkong	Private	32,48,890	26,17,973	21,38,249	12,94,556	11,91,558	40,96,936
	Govt.
Egypt*	Private	..	3,34,75,172	23,62,48,018	19,70,43,671	11,93,24,870	787
	Govt.	4,500
Transvaal	Private	30
	Govt.
Zanzibar and Pemba	Private	29,465	4,03,265	20,37,693	7,29,344	64,043	4,30,100	1,52,257	25,75,229	7,44,299	3,321
	Govt.
Kenya Colony	Private	19,04,326	1,96,933	2,51,786	43,737	..	65,963	2,03,342	49,129
	Govt.
Tanganyika Territory	Private	55,51,035	12,45,071	3,34,733	2,367	36,668	..
	Govt.
Mauritius and Dependencies (including Seychelles)	Private	11,14,500	55,94,555	86,357	..	70,94,500	3,77,333	72,55,134	4,65,372	66,383	32,958
	Govt.	1,44,346
Australia (Commonwealth)	Private	4,62,00,310	4,10,59,631	3,69,04,599	2,61,09,841	3,69,21,486
	Govt.
New Zealand	Private	31,20,000	38,99,549	40,23,713	13,99,999	7,53,180
	Govt.
TOTAL BRITISH EMPIRE	Private	47,29,37,199	37,22,23,405	58,32,01,680	41,94,42,131	33,21,79,443	1,55,86,942	1,70,37,365	1,43,03,553	69,24,203	99,47,375
	Govt.	5,369	10,18,240	5,360	2,53,732	3,65,480	5,03,567	8,400	60	6,52,000	..

* Included in Foreign Countries from 1923-24.

GOLD AND SILVER—IMPORTS and EXPORTS

No. 23—continued

TOTAL VALUE of the REGISTERED IMPORTS and EXPORTS of GOLD and SILVER COIN and BULLION,
in each Official Year 1922-23 to 1926-27—continued

COUNTRIES	Imports					Exports					
	1922-23	1923-24	1924-25	1925-26	1926-27	1922-23	1923-24	1924-25	1925-26	1926-27	
	R	R	R	R	R	R	R	R	R	R	
TOTAL OF GOLD AND SILVER <i>continued.</i>											
Germany	2,976	—	—	6,15,575	—	—	—	—	—	—	
Netherlands	—	1,550	64,65,099	37,072	14,945	15,981	41,991	—	—	—	
France	5,80,49,466	1,27,33,377	1,94,65,007	23,65,294	[32,00,249	—	—	—	—	—	
Switzerland	—	—	1,16,50,000	—	—	—	—	—	—	—	
Italy	—	8,455	—	4,21,976	9,57,008	—	—	—	—	—	
Austria	—	—	—	2,39,698	3,97,771	—	—	—	—	—	
Greece	—	—	—	16	—	—	—	—	—	—	
Maskat Territory and Trucial Oman	Private Govt.	20,19,332 2,41,373	18,25,478 2,00,000	31,05,931 2,00,220	23,61,767 1,52,306	10,45,917 —	51,71,805 —	32,73,023 —	40,78,014 —	18,13,304 —	23,15,373 —
Other Native States in Arabia	Private Govt.	42,30,931 31,367	9,77,408 —	19,13,993 —	12,70,232 —	17,53,033 —	2,00,712 —	40,381 —	59,776 —	25,181 —	2,33,393 —
Persia	Private Govt.	26,55,900 20,13,191	11,72,784 20,00,000	20,31,411 —	15,26,231 6,72,577	7,59,306 —	7,90,000 43,655	1,33,000 21,900	11,42,000 36,940	11,03,700 36,940	7,42,053 8,000
Kenjam Island	Private Govt.	— —	18,500 —	3,000 —	— —	— —	— —	— 14,000	— 25,900	— 15,000	— 15,000
Java	—	24,060	9,235	8,178	—	3,946	1,52,739	75,003	71,143	30,403	4,02,111
Siam	—	3,31,200	8,94,393	—	5,95,941	63,112	2,60,000	—	—	—	—
Indo-China (including China, Cambodia, Tonkin and French territories in China)	Private Govt.	— —	— —	— —	— —	— —	— —	— 5,610	— —	— —	— —
China (exclusive of Hongkong and Macao)	—	1,25,56,391	39,79,130	1,11,32,539	20,30,770	99,95,143	45,30,069	1,31,55,957	2,52,47,304	1,03,94,932	69,25,123
Japan	—	26,032	—	—	—	237	—	—	—	—	—
Egypt*	—	—	11,03,243	5,13,150	13,46,303	1,07,05,661	—	—	1,49,787	9,15,739	6,550
Portuguese East Africa	—	—	3,99,995	13,69,137	—	—	—	—	—	—	—
Italian East Africa (Eritrea and Somaliland)	—	—	—	—	24,093	—	—	—	—	—	—
French Somaliland	—	—	—	—	—	—	—	—	—	—	—
United States of America	—	—	—	—	—	—	—	—	—	—	9,200
TOTAL FOREIGN COUNTRIES	Private Govt.	14,73,43,156 23,56,381	18,31,17,107 22,00,000	40,22,93,064 2,00,220	19,13,92,723 1,52,306	7,94,28,657 6,72,577	1,11,21,335 —	1,67,25,290 43,655	3,13,53,734 35,900	2,33,43,360 62,350	99,39,404 23,000
GRAND TOTAL	Private Govt.	62,02,30,347 23,91,700	51,03,40,572 32,13,240	98,54,99,744 2,05,530	55,03,34,354 4,35,033	41,16,08,195 10,28,057	2,67,09,278 5,06,567	3,46,62,655 52,055	4,59,02,292 36,500	3,07,63,063 7,14,850	1,99,37,379 23,000

ABSTRACT TABLES
CURRENCY NOTES—
IMPORTS and EXPORTS

(1036)

No. 23A

TOTAL VALUE of the REGISTERED IMPORTS and EXPORTS of CURRENCY NOTES, in each Official Year
from 1922-23 to 1926-27

COUNTRIES	IMPORTS					EXPORTS				
	1922-23	1923-24	1924-25	1925-26	1926-27	1922-23	1923-24	1924-25	1925-26	1926-27
CURRENCY NOTES.										
United Kingdom	Private	--	72,260	--	--	--	--	--	--	--
	Govt.	--	--	1,78,768	3,73,310	--	--	--	--	125
Aden and Dependencies	Private	2,37,347	4,08,210	4,90,640	3,27,263	3,56,801	--	--	--	--
	Govt.	1,63,000	2,92,500	--	1,31,000	2,72,000	10,00,000	11,00,000	21,00,000	20,00,000
Mesopotamia	Private	53,19,800	28,30,500	47,08,000	26,57,600	2,30,000	11,00,000	8,50,000	34,00,000	44,00,000
	Govt.	21,09,800	5,00,000	--	--	--	--	--	1,900	1,800
Bahrain Islands		--	--	--	16,100	7,515	--	--	--	--
Ceylon		50,000	1,50,000	--	--	--	--	--	--	--
Federated Malay States		--	--	--	--	5,000	--	--	--	--
Kenya Colony	Private	--	--	--	--	--	--	--	--	--
	Govt.	4,03,152	--	--	--	--	--	--	--	--
Mauritius and Dependencies (including Seychelles)		30,01,000	60,00,000	--	--	--	20,000	70,000	--	--
TOTAL BRITISH EMPIRE	Private	86,08,147	93,88,710	52,68,900	30,00,963	5,94,316	11,05,000	8,70,000	34,70,000	44,00,000
	Govt.	26,95,952	67,92,500	--	3,02,768	6,45,310	10,00,000	11,00,000	21,01,900	20,01,800
Maskat Territory and Trucial Oman	Private	1,39,740	6,000	4,000	1,09,116	80,900	--	8,000	5,000	--
	Govt.	--	--	--	1,01,303	--	--	--	--	--
Other Native States in Arabia	Private	11,18,423	22,52,494	9,44,543	69,108	8,18,903	--	--	--	--
	Govt.	2,60,684	--	--	--	--	--	--	--	--
Persia	Private	2,91,710	39,627	61,500	16,040	43,610	--	--	--	--
	Govt.	7,743	2,423	--	--	4,91,327	8,50,000	34,800	4,03,900	5,06,950
Honjam Island	Private	--	--	--	--	--	--	--	--	--
	Govt.	--	--	--	--	--	5,000	1,900	--	--
Java		--	--	720	--	--	--	--	--	--
Egypt		--	--	--	--	45	--	--	--	92,900
Italian East Africa		1,650	--	--	1,340	--	--	--	--	--
TOTAL FOREIGN COUNTRIES	Private	15,51,523	22,98,121	10,10,768	1,95,604	9,43,458	--	8,000	5,000	97,900
	Govt.	2,68,427	2,423	--	1,01,303	4,91,327	8,50,000	39,800	4,03,700	5,06,950
GRAND TOTAL	Private	1,01,59,670	1,16,86,831	62,79,668	31,96,567	15,37,774	11,05,000	8,78,000	34,75,000	44,00,000
	Govt.	29,64,379	67,94,923	--	4,11,071	11,36,637	18,50,000	11,39,800	25,07,600	25,08,750
<i>Total value of Gold, Silver and Currency Notes—</i>										
Bengal	Private	3,06,82,395	2,63,48,412	2,45,32,560	3,73,72,845	5,85,96,931	2,50,234	31,51,538	1,49,967	42,325
	Govt.	--	--	--	--	--	5,00,000	--	--	6,50,000
Bombay	Private	59,17,53,723	47,83,54,936	95,05,10,759	51,00,98,965	34,93,07,254	2,32,09,395	2,67,02,694	4,30,75,836	3,19,53,777
	Govt.	53,56,079	40,13,163	2,05,580	6,67,391	18,01,384	18,53,567	11,04,500	25,00,000	25,00,000
Sind	Private	31,13,219	64,49,347	59,86,669	37,71,560	18,29,777	40,77,100	25,36,736	16,93,736	14,95,150
	Govt.	--	--	--	--	--	--	87,855	44,100	73,600
Madras		22,93,937	84,59,307	78,00,676	3,24,219	17,50,249	2,31,285	31,44,687	42,15,733	3,19,603
Burma	Private	25,96,743	24,15,401	29,43,373	19,63,832	11,61,668	45,264	5,000	--	13,52,213
	Govt.	--	60,00,000	--	1,78,768	3,73,310	--	--	--	--
TOTAL	Private	63,04,40,017	52,20,27,403	99,17,79,407	55,40,31,421	41,31,45,379	2,78,13,278	3,55,40,655	4,91,37,292	3,51,68,063
	Govt.	53,56,079	1,00,13,163	2,05,580	8,46,159	21,74,694	23,58,567	11,91,855	25,44,100	32,23,600

Note.—Currency notes were not recorded prior to 1922-23.

No. 24

TOTAL VALUE of the REGISTERED IMPORTS and EXPORTS of GOLD and SILVER COIN and BULLION,
also CURRENCY NOTES, into and from each PROVINCE of BRITISH INDIA, in the Official Year 1926-27

COUNTRIES	IMPORTS					
	BENGAL	BOMBAY	SIND	MADRAS	BURMA	TOTAL
	₹	₹	₹	₹	₹	₹
GOLD—						
United Kingdom	4,408	2,71,68,983	7,64,653	2,79,33,043.
Aden and Dependencies	31,95,873	31,95,873
Mesopotamia	68,39,003	68,39,003
Bahrain Islands	16,01,973	44,000	16,46,022
Ceylon	3,97,003	..	3,97,003
Straits Settlements (including Labuan)	267	4,60,026	4,60,293
Federated Malay States	67	..	67
Hongkong	4,51,993	4,51,993
Natal	11,76,49,502	67,350	11,77,16,753
Transvaal	80	80
Zanzibar and Pemba	3,464	3,464
Australian Commonwealth	2,30,95,912	63,661	2,31,64,573
TOTAL BRITISH EMPIRE	4,438	17,95,54,708	8,08,703	3,97,337	10,47,989	18,18,13,116
Netherlands	14,945	14,945
France
Mascat Territory and Trucial Oman	91,927	2,375	94,302
Other Native States in Arabia	4,056	14,41,350	14,45,406
China	41,636	72,263	1,13,899
Japan	267	267
Egypt	1,06,61,761	1,06,61,761
United States of America	574	7,78,437	..	47,600	41,475	8,68,086
TOTAL FOREIGN COUNTRIES	46,266	1,29,98,007	2,375	47,600	1,13,738	1,31,08,886
Value in ₹	50,704	19,25,43,815	8,11,878	4,44,937	11,61,668	19,50,12,002
GRAND TOTAL						
Quantity in ounces	927	3,361,140	14,026	7,617	19,296	3,403,006

[Continued on next page]

ABSTRACT TABLES
GOLD—EXPORTS
(SHARE OF EACH PROVINCE)

(1038)

No. 24—continued

TOTAL VALUE of the REGISTERED IMPORTS and EXPORTS of GOLD and SILVER COIN and BULLION, and CURRENCY NOTES, into and from each PROVINCE of BRITISH INDIA, in the Official Year 1926-27—continue

COUNTRIES	EXPORTS					
	BENGAL	BOMBAY	SIND	MADRAS	BURMA	TOTAL
GOLD—						
United Kingdom	1,050	1,050
Ceylon	8,890	..	8,890
Straits Settlements (including Labuan)	48,585	..	9,600	4,99,569	5,57,754
Natal	217	570	787
Zanzibar and Pemba	8,610	8,610
Mauritius and Dependencies (including Seychelles)	4,324	1,350	2,284	..	7,958
TOTAL BRITISH EMPIRE	217	58,089	1,350	20,280	4,99,569	5,79,505
Mascat Territory and Trucial Oman	18,840	18,840
Java	8,99,000	8,99,000
United States of America	9,200	9,200
TOTAL FOREIGN COUNTRIES	4,27,040	4,27,040
Value in R	217	4,85,128	1,350	20,280	4,99,569	10,06,554
GRAND TOTAL	217	4,85,128	1,350	20,280	4,99,569	10,06,554
Quantity in ounces	4	8,459	24	337	8,658	17,477

ABSTRACT TABLES
SILVER—IMPORTS
(SHARE OF EACH PROVINCE)

No. 24—continued

TOTAL VALUE of the REGISTERED IMPORTS and EXPORTS of GOLD and SILVER COIN and BULLION,
also CURRENCY NOTES, into and from each PROVINCE of BRITISH INDIA, in the Official Year 1926-27—
continued

COUNTRIES	IMPORTS					
	BENGAL	BOMBAY	SIND	MADRAS	BURMA	TOTAL
SILVER—						
United Kingdom	₹ 8,84,94,868	₹ 8,66,42,408	₹ 41,286	₹ 8,53,060	..	₹ 18,00,81,187
Aden and Dependencies	14,96,702	14,96,702
		3,65,480	3,65,480
Mesopotamia	21,74,096	21,74,096
Bahrain Islands	21,28,390	4,13,900	25,42,290
Ceylon	68,283	..	68,283
Straits Settlements (including Labuan)	16,000	..	16,000
Hongkong	74,000	6,65,565	7,39,565
Natal	16,06,118	16,06,118
Zanzibar and Pemba	60,584	60,584
Mauritius and Dependencies (including Seychelles)	58,53,000	17,41,503	70,94,503
Australian Commonwealth	1,85,49,875	2,07,032	1,87,56,907
New Zealand	7,11,353	41,825	7,53,178
TOTAL BRITISH EMPIRE	5,31,82,593	9,57,66,220	4,55,186	9,62,833	..	15,03,66,832
	..	3,65,480	3,65,480
France	82,90,243	82,90,243
Italy	9,57,008	9,57,008
Austria	8,97,771	8,97,771
Maskat Territory and Trucial Oman	7,20,575	2,30,840	9,51,415
Other Native States in Arabia	44	2,78,633	29,000	2,97,677
Persia	4,61,933	2,97,873	7,59,806
	..	6,72,577	6,72,577
Java	3,946	3,946
Siam	33,112	30,000	63,112
China (exclusive of Hongkong and Macao)	90,000	97,92,244	98,82,244
Egypt	43,900	43,900
United States of America	52,36,132	4,34,94,038	..	3,42,979	..	4,90,73,149
TOTAL FOREIGN COUNTRIES	58,68,234	5,99,66,245	5,57,213	3,42,979	..	6,62,29,771
	..	6,72,577	6,72,577
Value in ₹	5,85,45,827	15,57,32,565	10,12,399	13,05,812	..	21,65,96,103
	..	10,38,057	10,38,057
Quantity in ounces	33,538,637	96,362,532	362,410	752,235	..	133,610,914
	..	395,125	395,125

[Continuation on next page]

ABSTRACT TABLES
SILVER—EXPORTS
SHARE OF EACH PROVINCE

(1040)

No. 24—continued

TOTAL VALUE of the REGISTERED IMPORTS and EXPORTS of GOLD and SILVER COIN and BULLION,
also CURRENCY NOTES, into and from each PROVINCE of BRITISH INDIA, in the Official Year 1926-27—
continued

COUNTRIES	EXPORTS						
	BANGAL	BOMBAY	SIND	MADRAS	BURMA	TOTAL	
	R	R	R	R	R	R	
SILVER—							
United Kingdom	1,200	1,200	
Mesopotamia	12,575	12,575	
Bahrain Islands	54,81,835	1,10,630	55,92,465	
Ceylon	3,186	..	33,58,680	..	33,61,866	
Straits Settlements (including Labuan)	2,30,229	23,825	2,54,054	
Federated Malay States	67,500	67,500	
Zanzibar and Pemba	4,711	4,711	
Kenya Colony	49,129	49,129	
Mauritius and Dependencies (including Seychelles)	25,000	25,000	
TOTAL BRITISH EMPIRE	1,200	58,06,665	1,10,630	33,58,680	91,325	93,68,470	
	Private	
	Govt.	
Mascat Territory and Trucial Oman	19,97,523	1,99,000	21,96,523	
Other Native States in Arabia	2,88,393	2,88,393	
Persia	Private	36,000	7,06,653	7,42,653	
	Govt.	..	8,000	8,000	
Benjam Island	Private	
	Govt.	..	15,000	15,000	
Java	3,111	3,111	
China (exclusive of Hongkong and Macao)	63,25,125	63,25,125	
Egypt	6,550	6,550	
TOTAL FOREIGN COUNTRIES	..	86,56,702	9,05,653	95,62,355	
	Private	..	23,000	23,000	
	Govt.	
GRAND TOTAL	1,200	1,44,63,367	10,16,283	33,58,680	91,325	1,89,30,825	
	Value in R	Private	23,000	
	Govt.	
	Quantity in ounces	Private	450	7,954,793	393,874	1,299,669	106,386
	Govt.	8,522	

ABSTRACT TABLES
GOLD AND SILVER—IMPORTS
(SHARE OF EACH PROVINCE)

No. 24—continued

TOTAL VALUE of the REGISTERED IMPORTS and EXPORTS of GOLD and SILVER COIN and BULLION, also CURRENCY NOTES, into and from each PROVINCE of BRITISH INDIA, in the Official Year 1926-27—continued

COUNTRIES	IMPORTS					
	BENGAL	BOMBAY	SIND	MADRAS	BURMA	TOTAL
	₹	₹	₹	₹	₹	₹
TOTAL OF GOLD AND SILVER—						
United Kingdom	3,34,98,771	11,23,11,390	8,05,939	8,53,080	..	14,79,69,180
Aden and Dependencies	46,92,875	46,92,875
Mesopotamia	3,65,480	3,65,480
Bahrain Islands	90,13,099	90,13,099
Ceylon	37,30,303	4,57,950	41,88,253
Straits Settlements (including Labuan)	4,00,256	..	4,00,256
Federated Malay States	16,267	4,00,028	4,16,295
Hongkong	74,000	6,65,565	..	67	..	74,65,632
Natal	11,92,57,620	67,250	11,92,64,370
Transvaal	80	80
Zanzibar and Pemba	64,048	64,048
Mauritius and Dependencies (including Seychelles)	58,53,000	17,41,500	75,94,500
Australian Commonwealth	1,35,49,975	2,38,02,944	68,061	3,73,52,980
New Zealand	7,11,355	41,625	7,52,980
TOTAL BRITISH EMPIRE	5,31,87,931	27,58,20,928	12,68,869	13,59,670	10,47,930	38,21,79,448
Private	..	3,65,480	3,65,480
Govt.
Netherlands	14,945	14,945
France	82,90,243	82,90,243
Italy	9,67,008	9,67,008
Austria	8,97,771	8,97,771
Maskat Territory and Trucial Oman	8,12,402	2,33,515	10,45,917
Other Native States in Arabia	4,100	17,19,988	29,000	17,33,088
Persia	4,61,938	2,97,378	7,59,316
Private	..	6,72,577	6,72,577
Govt.
Java	3,946	3,946
Siam	38,112	30,000	68,112
China (exclusive of Hongkong and Macao)	1,31,636	97,92,244	72,268	1,99,56,148
Japan	287	287
Egypt	1,07,05,661	1,07,05,661
United States of America	52,34,706	4,42,72,475	..	3,90,579	41,475	57,08,765
TOTAL FOREIGN COUNTRIES	54,09,500	7,29,54,952	5,59,868	3,90,579	1,12,738	7,94,28,667
Private	..	6,72,577	6,72,577
Govt.
GRAND TOTAL VALUE	5,85,97,431	34,82,75,880	18,28,737	17,50,249	11,60,668	41,16,08,105
Private	..	10,38,057	10,38,057
Govt.

[Continued on next page]

ABSTRACT TABLES
GOLD AND SILVER—EXPORTS
(SHARE OF EACH PROVINCE)

(1042)

No. 24—continued

TOTAL VALUE of the REGISTERED IMPORTS and EXPORTS of GOLD and SILVER COIN and BULLION,
also CURRENCY NOTES, into and from each PROVINCE of BRITISH INDIA, in the Official Year 1926-27—
continued

COUNTRIES	EXPORTS					
	BENGAL	BOMBAY	SIND	MADRAS	BURMA	TOTAL
TOTAL OF GOLD AND SILVER—	R	R	R	R	R	R
United Kingdom	1,200	1,050	2,250
Mesopotamia	..	12,575	12,575
Bahrain Islands	..	54,81,835	1,10,000	55,92,435
Ceylon	..	3,188	..	33,07,070	..	33,70,202
Straits Settlements (including Labuan)	..	2,78,794	..	0,000	5,38,304	8,11,758
Federated Malay States	67,500	67,500
Natal	217	570	787
Zanzibar and Pemba	..	8,321	8,321
Kenya Colony	..	49,129	49,129
Mauritius and Dependencies (including Seychelles)	..	29,324	1,350	2,284	..	32,958
TOTAL BRITISH EMPIRE	1,417	58,64,754	1,11,950	33,78,000	5,00,804	99,47,975
Maskat Territory and Trucial Oman	..	20,16,372	11,00,000	23,16,372
Other Native States in Arabia	..	2,88,398	2,88,398
Persia	..	36,000	7,06,653	7,42,653
	8,000	8,000
Honjam Island	15,000	15,000
Java	..	4,02,111	4,02,111
China (exclusive of Hongkong and Macao)	..	63,25,125	63,25,125
Egypt	..	6,550	6,550
United States of America	..	9,200	9,200
TOTAL FOREIGN COUNTRIES	..	90,83,751	9,05,653	99,89,404
	23,000	23,000
GRAND TOTAL VALUE	1,417	1,49,48,505	10,17,603	33,78,000	5,00,804	1,99,87,379
	23,000	23,000

ABSTRACT TABLES
CURRENCY NOTES—IMPORTS AND
EXPORTS (SHARE OF EACH PROVINCE)

No. 24—concluded

TOTAL VALUE of the REGISTERED IMPORTS and EXPORTS of GOLD and SILVER COIN and BULLION, also CURRENCY NOTES, into and from each PROVINCE of BRITISH INDIA in the Official Year 1926-27—concluded

COUNTRIES			IMPORTS						
			BENGAL	BOMBAY	SINDH	MADRAS	BURMA	TOTAL	
			R	R	R	R	R	R	
CURRENCY NOTES—	United Kingdom	Private
		Govt.	3,78,810	..	3,78,810
Aden and Dependencies	Private	..	3,56,801	3,56,801	
	Govt.	..	2,72,000	2,72,000	
Mesopotamia	2,30,000	2,30,000	
Bahrain Islands	7,515	7,515	
TOTAL BRITISH EMPIRE	Private	..	5,94,316	5,94,316	
	Govt.	..	2,72,000	3,78,810	..	6,44,810	
Maskat Territory and Trucial Oman	74,000	6,000	80,000	
Other Native States in Arabia	..	400	8,18,508	8,18,908	
Persia	Private	..	43,010	43,010	
	Govt.	..	4,91,327	4,91,327	
Egypt	45	45	
TOTAL FOREIGN COUNTRIES	Private	400	9,37,058	6,000	9,43,058	
	Govt.	..	4,91,327	4,91,327	
GRAND TOTAL VALUE	Private	400	15,31,374	6,000	15,37,374	
	Govt.	..	7,63,327	3,78,810	..	11,36,827	
			EXPORTS						
United Kingdom	Private	
	Govt.	125	125	
Aden and Dependencies	Private	
	Govt.	..	16,00,000	16,00,000	
Mesopotamia	Private	
	Govt.	3,000	3,000	
TOTAL BRITISH EMPIRE	Private	
	Govt.	125	16,00,000	3,000	16,03,125	
Maskat territory and Trucial Oman	5,000	5,000	
Persia	Private	
	Govt.	..	4,50,000	2,000	4,52,000	
Egypt	92,900	92,900	
TOTAL FOREIGN COUNTRIES	Private	..	97,900	97,900	
	Govt.	..	4,50,000	2,000	4,52,000	
GRAND TOTAL VALUE	Private	..	97,900	97,900	
	Govt.	125	20,50,000	5,000	20,55,125	

APPENDIX A.

ALTERATIONS IN THE RECORD OF ARTICLES IN THE ANNUAL STATEMENT OF TRADE.

THE FOLLOWING ALTERATIONS WERE MADE IN THE STATEMENT OF THE SEA-BORNE TRADE OF BRITISH INDIA WITH THE BRITISH EMPIRE AND FOREIGN COUNTRIES FOR 1926-27.

IMPORTS OF BRITISH AND FOREIGN MERCHANDISE.

	Page.	
PRIVATE MERCHANDISE—		
ARMS, AMMUNITION AND MILITARY STORES—		
Firearms and parts thereof—		
Firearms	85	} Now shown separately. Formerly included in "Firearms and parts thereof."
Parts of firearms	86	
MANURES—		
Artificial and mineral manures—		
Muriate of potash	288	Now shown separately. Formerly included in "Manures—Other kinds."
POLISHES—		
Other sorts	393	Now shown separately.

EXPORTS OF INDIAN MERCHANDISE.

Nil.

Appendix B

CLASSIFICATION OF SUMMARIES (IMPORTS)

CLASSIFICATION, BY SECTIONS, OF THE ARTICLES SPECIFIED IN TABLE 4
(IMPORTS—BRITISH AND FOREIGN MERCHANDISE)

Classes, Sections and Articles.

I.—FOOD, DRINK, AND TOBACCO—		
A. Fish (excluding canned fish)—		
Fish, dry, unsalted.	Fishmaws and sharkfins.	Fish, other sorts.
„ „ salted.	Fish, wet, salted (<i>ngapi</i>).	
B. Fruits and Vegetables—		
Fresh fruits and vegetables—	Fruits and vegetables: dried, salted, or preserved, <i>not being</i> canned or bottled—	Fruits and vegetables: dried, salted, or preserved, <i>not being</i> canned or bottled— <i>contd.</i>
(a) Fresh fruits—	(a) Almonds.	(c) Dates.
(i) Coconuts.	(b) Currants and raisins.	(d) Other sorts.
(ii) Others.		
(b) Fresh vegetables of all kinds.		
C. Grain, Pulse, and Flour—		
Barley.	Pulse.	Wheat.
Beans (dry).	Rice in the husk.	Wheat flour in bags.
Gram.	Rice not in the husk.	Other sorts.
Jowar and bajra.	Rice flour.	
D. Liquors—		
Ale, beer, and porter—	Spirit— <i>contd.</i>	Wines— <i>contd.</i>
(a) Ale and beer—	(c) Liqueurs.	(d) Sherry, Madeira, and Marsala.
(i) In bottle.	(d) Rum.	(e) Still white wines, <i>other than</i> Sherry, Madeira, and Marsala.
(ii) In bulk.	(e) Whisky.	(f) Other sorts, <i>including</i> vermouth and ginger wine.
(b) Stout and porter—	(f) Other sorts.	
(i) In bottle.	Wines—	
(ii) In bulk.	(a) Champagne and other sparkling wines.	
Cider and other fermented liquors.	(b) Port.	
Spirit—	(c) Still red wines, <i>other than</i> port.	
(a) Brandy.		
(b) Gin.		
E. Provisions and Oilman's stores—		
Bacon and hams.	Cheese (<i>including</i> canned).	Isinglass.
Biscuits and cakes.	Cocoa and chocolate.	Jams and jellies.
Butter (<i>including</i> canned).	Farinaceous and patent foods—	Lard.
Canned and bottled provisions (<i>not specified elsewhere</i>)—	(a) Farinaceous foods in bulk.	Milk, condensed and preserved (<i>including</i> milk cream).
(i) Canned or bottled fruits.	(b) Milk foods for infants and invalids (wholly or mainly milk).	Pickles, chutnies, sauces and condiments.
(ii) Tinned or canned fish.	(c) Other sorts.	Vinegar (<i>excluding</i> bottled vinegar).
(iii) Others.	Ghi.	Other sorts of provisions.
F. Spices—		
Betelnuts.	Cinnamon.	Pepper.
Cardamoms.	Cloves.	Other sorts.
Cassia.	Ginger.	
Chillies.	Nutmegs.	
G. Sugar—		
Sugar, 16 Dutch standard and above.	Molasses.	Beet sugar.
Sugar, 15 Dutch standard and below.	Confectionery.	
	Saccharin.	

APPENDIX B—*continued*
CLASSIFICATION OF TABLE 4—*continued*

I.—FOOD, DRINK, AND TOBACCO—*continued.***H. Tea—**

Tea, black.

Tea, green.

I. Other food and drink—Coffee, *other than* roasted or
ground.Hops.
Salt.**J. Tobacco—**

Unmanufactured.

Manufactured—

(a) Cigars.

Manufactured—*contd.*

(b) Cigarettes.

(c) Tobacco for pipes and ciga-
rettes.Manufactured—*concl'd.*

(d) Other sorts.

II.—RAW MATERIALS AND PRODUCE AND ARTICLES MAINLY UNMANUFACTURED—**A. Coal—**

Coal.

B. Other Non-metallic mining and quarry products and the like—

Asbestos—

Raw.

Building and Engineering materials,
other than of iron, steel, or wood—

Asphalt.

Chalk, French.

China Clay.

Graphite crucibles.

Mica—

In blocks.

In splittings.

Precious Stones and Pearls, unset—

Diamonds.

Other precious stones.

Pearls.

Stone and Marble—

Stone and marble.

Articles of stone and marble

C. Fodder, Bran, and Pollards—Fodder, Bran and Pollards
(*excluding* oil-cake).**D. Gums, Resins and Lac—**

Gums and resins—

(a) Arabic.

(b) Benjamin.

(c) Dammer (resins).

(d) Olibanum or frankincense.

Gums and resins—*cont'd.*

(e) Rosin.

(f) Other sorts.

Lac—

(a) Stick and seed.

Lac—*cont'd.*

(b) Shell and button.

(c) Other kinds (*excluding* lac
dye).**E. Hides and Skins, raw or undressed—**

Hides, raw.

Skins, raw.

F. Metallic ores, and scrap iron or steel for re-manufacture—

Ores—

(a) Copper.

(b) Iron.

Ores—*cont'd.*

(c) Lead.

(d) Unenumerated.

Iron or steel, old, for re-manufac-
ture.**G. Oils, Vegetable, Mineral and Animal—**

Animal—

(a) Fish oil.

(b) Other kinds.

Essential—

Synthetic.

Natural—

Almond.

Bergamot.

Cajuputi.

Camphor.

Cloves.

Dill.

Eucalyptus.

Lavender.

Lemon.

Natural—*cont'd.*

Otto Rose.

Peppermint.

Other sorts.

Mineral—

(a) Fuel oils.

(b) Kerosene—

(i) In bulk.

(ii) In tins.

(c) Lubricating oils—

(i) Batching oils.

(ii) Other lubricating oils.

(d) Petroleum, dangerous, flash-
ing below 76° F *including*
Petrol, Benzine, and Benzol.Mineral—*cont'd.*(e) Paints, solutions and com-
positions, dangerous, flashing
below 76° F.

(f) Other kinds.

Vegetable, non-essential—

(a) Coconut.

(b) Groundnut.

(c) Linseed.

(d) Other sorts.

APPENDIX B—continued
 CLASSIFICATION OF TABLE 4—continued

II.—RAW MATERIALS AND PRODUCE AND ARTICLES MAINLY UNMANUFACTURED—continued.		
H. Oil-cakes of all kinds—		
Oil-cakes.		
I. Paper making materials—		
Pulp of wood.	Rags and other materials.	
J. Rubber, raw or crude—		
Rubber, raw.		
K. Seeds, including nuts for oils—		
Oil-seeds—	Oil-seeds—concl'd.	
(a) Essential.	(b) Non-essential—concl'd.	
(b) Non-essential—	(iv) Sesamum (til or jinjili).	
(i) Copra or coconut kernel.	(v) Tea.	
(ii) Groundnuts.	(vi) Others.	
(iii) Linseed.	Other than oil-seeds.	
L. Tallow, Stearine and Wax—		
Tallow and stearine—	Wax of all kinds, other than paraffin wax (excluding candles).	
Grease (excluding mineral grease).		
Other sorts.		
M. Cotton, raw and waste—		
Cotton, raw.	Cotton, waste.	
N. Jute, raw—		
Jute, raw.		
O. Silk, raw and waste—		
Silk, raw.	Silk, waste.	
P. Wool, raw—		
Wool, raw.		
Q. Other textile materials—		
Flax, raw.	Hemp, raw.	Other textiles—raw.
R. Wood and Timber—		
Timber; other than railway sleepers—	Wood—	
(a) Deal and pine wood.	(a) Firewood.	
(b) Jarrah wood.	(b) Ornamental wood—	
(c) Teak wood.	(i) Sandal.	
(d) Other timber.	(ii) Other kinds.	
S. Miscellaneous—		
Bristles and fibre for brushes and brooms—	Manures—	Shells and Cowries—
Canes and Rattans.	(a) Artificial and mineral manures—	(a) Cowries.
Coir, unmanufactured.	Muriate of potash.	(b) Shells—
Coral.	Nitrate of Soda.	(i) Shells (chanks, sankhli, large ornamental shells, cowras, mother-of-pearl shells, and oyster shells).
Hair and manufactures of hair—	Sulphate of ammonia.	(ii) Tortoise shell (including nakhla or nakh).
Hair of all kinds.	Others.	Specimens illustrative of natural science.
Horns, tips and pieces of horn.	(b) Fish manures.	All other articles of merchandise, unmanufactured.
Ivory, unmanufactured.	(c) Hornmeal.	
	(d) Other kinds (excluding oil-cake).	
	Plants, living, including Bulbs and Seeds for sowing.	

APPENDIX B—continued
CLASSIFICATION OF TABLE 4—continued

III.—ARTICLES WHOLLY OR MAINLY MANUFACTURED—**A. Apparel—**

Apparel (<i>excluding</i> hosiery and boots and shoes)— Apparel (<i>including</i> drapery, uniforms, accoutrements).	Boots and Shoes— (a) of leather. (b) of other materials. Gold and silver thread.	Hats, caps, bonnets and hatter's ware. Lametta. Second-hand clothing. Water-proofed clothing.
---	---	--

B. Arms, Ammunition and Military Stores—

Cartridge cases— (a) Filled. (b) Empty. Explosives— (a) Blasting fuse. (b) Blasting gelatine. (c) Dynamite.	Explosives— <i>contd.</i> (d) Gelatine dynamite. (e) Other nitro-compound explosives. (f) Detonators. (g) Others.	Firearms, and parts thereof— Firearms. Parts of firearms. Gunpowder— (a) Black. (b) Smokeless. (c) Others. Other sorts.
---	---	--

C. Chemicals, Drugs, and Medicines—

Chemicals and chemical preparations (<i>excluding</i> chemical manures and medicines)— (1) Acids— (a) Acetic (Pyroligneous acid). (b) Carbolic. (c) Citric. (d) Nitric. (e) Oxalic. (f) Sulphuric. (g) Tartaric. (h) Other sorts. (2) Alum. (3) Aluminous sulphates. (4) Ammonia and salts thereof— (a) Anhydrous. (b) Others. (5) Arsenic and its oxides. (6) Bleaching materials— (a) Bleaching powder (calcium hypochlorate, chloride of lime). (b) Other sorts. (7) Carbide of calcium. (8) Copperas (ferrous sulphate). (9) Copper sulphate. (10) Disinfectants— (a) Naphthalene. (b) Others. (11) Glycerine.	Chemicals and chemical preparations— <i>contd.</i> (12) Lead compounds— (a) Acetate. (b) Litharge. (c) Others. (13) Magnesium compounds— (a) Chloride. (b) Sulphate. (c) Others. (14) Potassium compounds— (a) Bichromate. (b) Chlorate. (c) Cyanide of potassium. (d) Other sorts. (15) Soda compounds— (a) Bicarbonate of soda (sodium bicarbonate). (b) Bichromate of soda. (c) Borax (<i>including</i> boracic acid). (d) Caustic soda (sodium hydroxide). (e) Cyanide of sodium. (f) Soda sulphide. (g) Sodium carbonate (soda ash and soda crystals). (h) Sodium silicate. (i) Other sorts. (16) Sulphur (Brimstone). (17) Zinc compounds— (a) Chloride. (b) Others.	Chemicals and chemical preparations— <i>concl.</i> (18) Other sorts of chemicals. Drugs and medicines (<i>excluding</i> chemicals and narcotics)— (a) Aloes. (b) Asafetida. (c) Camphor. (d) Cassia lignea. (e) Cocaine. (f) Cod liver oil. (g) Morphia. (h) Preparations of opium and morphia. (i) Proprietary and patent medicines. (j) Quinine Salts— (i) Quinine sulphate or bisulphate. (ii) Quinine hydrochloride or dihydrochloride. (iii) Other sorts. (k) Sarsaparilla and preparations thereof. (l) Storax, <i>including</i> liquid storax (rose melloes). (m) Other sorts of drugs and medicines. Opium Spirit present in drugs, medicines or chemicals.
--	--	--

APPENDIX B—continued
CLASSIFICATION OF TABLE 4—continued

III.—ARTICLES WHOLLY OR MAINLY MANUFACTURED—continued.

D. Cutlery, hardware, implements and instruments (excluding Electrical instruments and apparatus)—		
Clocks and watches and parts thereof—	Hardware, <i>excluding</i> outlery and electro-plated ware— <i>concl.</i>	Instruments, apparatus, and appliances and parts thereof— <i>concl.</i>
(a) Clocks and time-pieces.	(g) Implements and tools, other than agricultural implements and machine tools.	(a) Musical— <i>concl.</i>
(b) Watches.	(h) Lamps, metal.	(iv) Other sorts including parts of musical instruments.
(c) Parts of clocks and watches.	(i) Lamps, glass.	(b) Optical.
Cutlery—	(j) Parts of lamps (<i>other than glass</i>).	(c) Photographic—
(a) Pruning knives.	(k) Safes and strong boxes of metal.	(i) Cinematograph films.
(b) Other kinds.	(l) Stoves.	(ii) Photographic <i>other than</i> cinematograph films.
Electro-plated ware.	(m) Other sorts.	(d) Scientific and philosophical.
Hardware, <i>excluding</i> outlery and electro-plated ware—	Instruments, apparatus, and appliances and parts thereof—	(e) Surgical.
(a) Agricultural implements.	(a) Musical—	(f) Wireless apparatus.
(b) Buckets of tinned or galvanized iron.	(i) Organs and Harmoniums, complete.	(g) Other kinds.
(c) Builders' hardware, <i>such as</i> locks, hinges, door bolts, etc.	(ii) Pianos and Pianoplayers, complete.	Telegraphs, materials for construction and accessories (<i>excluding</i> electrical).
(d) Domestic hardware, <i>other than</i> enamelled ironware.	(iii) Talking machines and accessories—	Telephones, materials for construction and accessories (<i>excluding</i> electrical).
(e) Enamelled ironware.	1. Talking machines.	
(f) Gas mantles.	2. Records.	
	3. Accessories.	

E. Dyes and Colours—

Dyeing and tanning substances—	Paints and painters' materials— <i>concl.</i>	Paints and painters' materials— <i>concl.</i>
(a) Barks for tanning.	(a) Paints and colours— <i>concl.</i>	(a) Paints and colours— <i>concl.</i>
(b) Cochineal.	(iii) Enamels prepared.	(viii) Other sorts.
(c) Cutch and Gambier.	(iv) Graphite.	(b) Painters' materials (<i>other than</i> paints and colours).
(d) Dyes obtained from coal tar—	(v) Red lead—	(i) Turpentine—
(i) Alizarine.	(1) Genuine dry.	(1) Genuine turpentine.
(ii) Aniline.	(2) Reduced dry.	(2) Turpentine substitute.
(iii) Others.	(vi) White lead—	(ii) Varnish.
(e) Indigo, synthetic.	(1) Genuine dry.	(iii) Other kinds.
(f) Myrobalan extracts.	(2) Reduced dry.	Spirit, denatured.
(g) Saffron.	(3) Genuine moist.	(i) Imported direct.
(h) Other sorts (<i>including lac-dye</i>).	(4) Reduced moist.	(ii) Denatured at Custom House immediately on arrival before clearance.
Paints and painters' materials—	(vii) Zinc white—	
(a) Paints and colours—	(1) Genuine dry.	
(i) Barytes.	(2) Reduced dry.	
(ii) Blue paint or Paris blue.	(3) Genuine moist.	
	(4) Reduced moist.	

F. Electrical Goods and Apparatus (*other than* Machinery)—

Instruments, apparatus, and appliances and parts thereof—	Instruments, apparatus, and appliances and parts thereof— <i>concl.</i>	Instruments, apparatus, and appliances and parts thereof— <i>concl.</i>
(a) Electrical (<i>including</i> telegraph and telephone apparatus, <i>not being</i> machinery)—	(a) Electrical (<i>including</i> telegraph and telephone apparatus, <i>not being</i> machinery)— <i>concl.</i>	(a) Electrical (<i>including</i> telegraph and telephone apparatus, <i>not being</i> machinery)— <i>concl.</i>
(i) Electric fans and parts thereof.	(iii) Telegraph and telephone instruments and apparatus.	(x) Electric lighting accessories and fittings (<i>including</i> switches).
(ii) Electric wires and cables—	(iv) Electric lamps and parts thereof—	(xi) Electrical instruments (<i>other than</i> telegraphic and telephonic).
(a) Rubber insulated.	(a) Electric glow lamps.	(i) Meters.
(b) Insulations, <i>other than</i> rubber.	(b) Electric lamps, other sorts.	(ii) Others.
(c) Telegraph and telephone wires and cables.	(c) Parts and accessories of electric lamps.	(xii) Electro-medical apparatus (<i>including</i> X-ray apparatus).
(d) Bare copper wire (Electrolytic) <i>other than</i> telegraph and telephone wire.	(v) Batteries.	(xiii) Switchboards (<i>other than</i> telegraph and telephone).
	(vi) Carbons, electric (<i>including</i> furnace electrodes).	(xiv) Electrical goods and apparatus not enumerated.
	(vii) Accumulators (<i>including</i> parts).	
	(viii) Condensers, electric.	
	(ix) Electric bell apparatus (<i>not</i> telegraphic and telephonic).	

APPENDIX B—*continued*
CLASSIFICATION OF TABLE 4—*continued*

III.—ARTICLES WHOLLY OR MAINLY MANUFACTURED—*continued.*

G. Furniture, Cabinetware and Manufactures of Wood and Timber—

Furniture and cabinetware— (a) Bedsteads. (b) Furniture of wood (<i>other than bedsteads</i>).	Furniture and cabinetware— <i>contd.</i> (c) Furniture of other materials (<i>other than bedsteads</i>). (d) Mouldings.	Wood and Timber— Manufactures of wood (<i>other than furniture and cabinetware</i>).
--	---	---

H. Glassware and Earthenware—Earthenware and porcelain—*contd.*

Chinese and Japanese ware (<i>including lacquered ware but excluding earthenware and porcelain</i>). Earthenware and porcelain— (1) Earthenware— (a) Pipes of earthenware. (b) Sanitary ware. (c) Other kinds.	(2) Porcelain— (a) Electrical. (b) Other kinds. Glass and Glassware— (a) Bangles. (b) Beads and false pearls. (c) Bottles and phials— (i) Soda water bottles. (ii) Others.	Glass and Glassware— <i>contd.</i> (d) Funnels, globes and glass, parts of lamps. (e) Scientific glassware. (f) Sheet and plate. (g) Tableware (<i>including decanters, tumblers</i>), etc. (h) Other glassware.
---	--	---

I. Hides and skins, tanned or dressed and Leather—

Hides, tanned or dressed. Skins " " Unwrought. Leather cloth (<i>including artificial leather</i>).	Leather manufactures (<i>excluding boots and shoes and belting for machinery</i>)— (a) Bags and trunks. (b) Pickers. (c) Picking bands and straps.	Leather manufactures (<i>excluding boots and shoes and belting for machinery</i>)— <i>contd.</i> (d) Roller skins. (e) Saddlery and harness. (f) Other sorts.
--	---	--

J. Machinery of all kinds, including Belting for Machinery—

Belting for machinery— (a) Of cotton. (b) Of leather. (c) Of other materials (<i>including coir</i>). Machinery and Millwork— (a) Prime-movers (<i>other than electrical</i>)— (i) Locomotives (<i>excluding those for railways</i>)— (a) Oil engines. (b) Parts of oil engines. (c) Steam engines. (d) Parts of steam engines. (e) Others. (ii) Other than Locomotives— (a) Gas engines. (b) Parts of gas engines. (c) Oil engines. (d) Parts of oil engines. (e) Steam engines. (f) Parts of steam engines. (g) Others. (b) Electrical machinery of all kinds (<i>not including instruments, apparatus, appliances and parts thereof</i>)— (i) Control and switch-gear. (ii) Generators, alternators and dynamos. (iii) Motors. (iv) Transformers.	Machinery and Millwork— <i>contd.</i> (b) Electrical machinery of all kinds (<i>not including instruments, apparatus, appliances and parts thereof</i>)— <i>contd.</i> (v) Turbo-generating sets. (vi) Others. (c) Machinery (<i>not being primemovers or electrical machinery</i>)— (i) Aerated water making machinery. (ii) Agricultural machinery— (a) Agricultural tractors and parts. (b) Ploughs and parts. (c) Others. (iii) Boilers. (iv) Boot and shoe manufacturing machinery. (v) Leather tanning and curing machinery. (vi) Metal-working machinery (<i>including machine tools</i>). (vii) Mining machinery— (a) Coal. (b) Other sorts. (viii) Oil crushing and refining machinery. (ix) Paper mill machinery. (x) Refrigerating machinery. (xi) Rice and flour mill machinery. (xii) Saw mill and wood-working machinery.	Machinery and Millwork— <i>concl'd.</i> (c) Machinery (<i>not being primemovers or electrical machinery</i>)— <i>contd.</i> (xiii) Sewing and knitting machines and parts thereof— (a) Sewing and knitting machines. (b) Parts of sewing and knitting machines and accessories. (xiv) Sugar machinery. (xv) Tea machinery. (xvi) Textile machinery— (a) Cotton— (i) Bleaching and dyeing machinery. (ii) Printing machinery. (iii) Spinning machinery. (iv) Weaving machinery. (v) Other sorts. (b) Jute. (c) Shuttles (<i>excluding those for sewing machines</i>). (d) Wool machinery. (e) Other sorts. (xvii) Type-writers— (a) Type-writers. (b) Parts and accessories. (xviii) Other sorts of machinery (<i>excluding printing machinery</i>). Printing and Lithographing machinery and materials (<i>excluding paper</i>)— Printing and Lithographing presses.
--	--	---

APPENDIX B—continued

CLASSIFICATION OF TABLE 4—continued

III.—ARTICLES WHOLLY OR MAINLY MANUFACTURED—continued.

K. Metals—Iron and Steel and manufactures thereof—

Iron—	Iron or steel—	Iron or steel—contd.
(a) Pig.	(a) Anchors and cables.	(j) Sheets and plates—contd.
(b) Manufactures—	(b) Beams, channels, pillars, girders and bridgework.	(ii) Tinned—
(i) Angle and tee, bolt and rod.	(c) Bolts and nuts.	(a) Tin plates.
(ii) Bars and channels.	(d) Fencing materials (including fencing wire).	(b) Other sorts.
(iii) Rice bowls.	(e) Hoops and strips.	(iii) Not galvanised or tinned—
	(f) Nails, rivets and washers (excluding wire nails).	Sheets up to $\frac{1}{8}$ inch thick.
	(g) Pipes and fittings, cast.	Plates over $\frac{1}{8}$ inch thick.
	(h) Rails, chairs, and fishplates (including those for railways).	Other sorts.
	(i) Screws.	(k) Tubes, pipes and fittings, wrought.
	(j) Sheets and plates—	(l) Wire nails.
	(i) Galvanised—	(m) Wire rope—
	(a) Corrugated.	(1) Black.
	(b) Plain.	(2) Galvanised.
		(n) Wire, other than fencing wire.
		(o) Other manufactures of iron or steel.

L. Metals other than Iron and Steel and manufactures thereof—

Aluminium—	Copper—	Lead—contd.
(a) Unwrought (ingots, blocks and bars).	(a) Old, for re-manufacture.	(b) Wrought—
(b) Wrought—	(b) Unwrought—	(i) Sheets.
(i) Circles.	(i) Tiles, ingots, cakes, bricks and slabs.	(ii) Pipes and tubes.
(ii) Sheets.	(ii) Other sorts.	(iii) Sheets for tea chests.
(iii) Other manufactures.	(c) Wrought—	(iv) Other sorts.
Antifriction metal.	(i) Braziers.	Quicksilver.
Brass, bronze and similar alloys and manufactures thereof—	(ii) Rods.	Solder.
(a) Unwrought.	(iii) Sheets.	Tin—
(b) Wrought—	(iv) Tubes.	(a) Unwrought (blocks, ingots, bars and slabs).
(i) Mixed or yellow metal for sheathing.	(v) Wire (excluding wire of telegraph and telephone).	(b) Wrought (including plates or sheets, not being tinned iron).
(ii) Brass rods.	(vi) Other manufactures.	Zinc or Spelter—
(iii) Brass sheets.	German silver (including nickel silver).	(a) Unwrought.
(iv) Brass tubes.	Lead—	(b) Wrought or manufactured.
(v) Brass wire.	(a) Unwrought—	(c) Other sorts.
(vi) Brass other sorts.	(i) Pig.	Metals unenumerated.
	(ii) Other sorts.	

M. Paper, Pasteboard and Stationery—

Paper—	Paper—contd.	Pasteboard, millboard, and cardboard of all kinds—
(a) Packing paper.	(c) Writing paper and envelopes—contd.	(a) Straw boards.
(b) Printing paper—	(ii) Note and letter paper and envelopes.	(b) Other kinds.
(i) Newsprinting.	(iii) Envelopes imported separately.	(c) Manufactures of pasteboard, millboard and cardboard.
(ii) Other sorts.	(d) Old newspapers in bales and bags.	Stationery (excluding paper)—
(c) Writing paper and envelopes—	(e) Other kinds of paper.	(a) Pencils (excluding slate pencils).
(i) Writing paper in large sheets.	(f) Paper manufactures.	(b) Other sorts.

N. Railway plant and rolling stock—

Carriages and parts thereof. Wagons and parts thereof. Locomotive engines and tenders and parts thereof.	Materials for construction—	Materials for construction—contd.
	(a) Bridgework.	(c) Sleepers of wood.
	(b) Sleepers and keys of steel or iron.	(d) Other kinds of materials.

O. Rubber manufactures—

(a) Pneumatic motor covers.	(a) Pneumatic motor cycle covers.	(g) Solid rubber tyres for motor vehicles.
(b) Pneumatic motor tubes.	(d) Pneumatic motor cycle tubes.	(h) Other manufactures, except apparel, boots and shoes.
	(e) Pneumatic cycle covers.	
	(f) Pneumatic cycle tubes.	

APPENDIX B—*continued*
CLASSIFICATION OF TABLE 4—*continued*

III.—ARTICLES WHOLLY OR MAINLY MANUFACTURED—*continued.*

P. Vehicles, *excluding* Locomotives, etc., for Railways—

- | | | |
|---|--|---|
| <p>Carriages and carts not mechanically propelled and parts thereof (<i>excluding</i> railway carriages, trucks, etc.)—</p> <p>(a) Carriages and carts not mechanically propelled (<i>excluding</i> railway carriages, trucks, etc.).</p> <p>(b) Parts of carriages and carts (<i>excluding</i> rubber tyres).</p> <p>(c) Perambulators and children's go-carts.</p> <p>(d) Parts of perambulators and children's go-carts.</p> | <p>Cycles (<i>other than</i> motor cycles) and parts thereof and accessories—</p> <p>(a) Cycles imported entire or in sections.</p> <p>(b) Parts of cycles and accessories (<i>excluding</i> rubber tyres).</p> <p>Mechanically propelled vehicles* (<i>excluding</i> railway locomotives and tractors)—</p> <p>(a) Aircraft.</p> <p>(b) Parts of aircraft.</p> <p>(c) Motor cars (<i>including</i> taxicabs).</p> | <p>Mechanically propelled vehicles (<i>excluding</i> railway locomotives and tractors)—<i>contd.</i></p> <p>(d) Motor cycles (<i>including</i> scooters).</p> <p>(e) Motor omnibuses, motor vans and motor lorries—</p> <p>(i) Imported with bodies.</p> <p>(ii) Chassis.</p> <p>(f) Tram cars.</p> <p>(g) Parts of mechanically propelled vehicles and accessories, <i>other than</i> of aircraft (<i>excluding</i> rubber tyres).</p> <p>Ships, parts of.</p> |
|---|--|---|

Q. Cotton yarns and manufactures—

Cotton—

Twist and yarn—

- (i) Grey (unbleached)—
- Nos. 1 to 10
- " " 11 to 15
- " " 16 to 20
- " " 21 to 25
- " " 26 to 30
- " " 31 to 40
- " " 41 to 50
- " " 51 to 60
- " " 61 to 100
- " above No. 100
- " two folds (doubles).
- (ii) White (bleached).
- (iii) Coloured—
- Nos. 1 to 20
- " 21 to 25
- " 26 to 30
- " 31 to 40
- " 41 to 50
- above No. 50
- two folds (doubles).
- (iv) Mercerised cotton yarn.
- (v) Unspecified descriptions of twist and yarn.

Manufactures—

- (i) Blankets.
- (ii) Canvas.
- (iii) Handkerchiefs and shawls in the piece—
- (a) Handkerchiefs.
- (b) Shawls.
- (iv) Hosiery—
- (a) Stockings and socks.
- (b) Underwear.
- (c) Other sorts.
- (v) Lace and patent net.
- (vi) Piece-goods—
- Grey (unbleached)—
- (a) Plain grey—
- Chādars.
- Dhuties, sārīs and scarves.
- Drills and jeans.
- Flannel and flannelettes.
- Jaconets (*including* madapollams, mulls and cambrics).

Cotton—*contd.*

Manufactures—*contd.*

- (vi) Piece-goods—*contd.*
- Grey (unbleached)—*contd.*
- (a) Plain grey—*contd.*
- Longcloths and shirtings.
- Printers.
- Sheetings.
- T. cloth and domestics.
- Unspecified descriptions.
- (b) Bordered grey—
- Chādars.
- Dhuties, sārīs and scarves.
- Drills and jeans.
- Flannel and flannelettes.
- Jaconets (*including* madapollams, mulls and cambrics).
- Longcloth and shirtings.
- Printers.
- Sheetings.
- T. cloth and domestics.
- Unspecified descriptions.
- White (bleached)—
- Chādars.
- Checks, spots and stripes.
- Dhuties, sārīs and scarves.
- Drills and jeans.
- Flannel and flannelettes.
- Jaconets, madapollams, cambrics and muslins.
- Lawns.
- Longcloth and shirtings.
- Mulls.
- Nainsooks.
- Sheetings.

Cotton—*contd.*

Manufactures—*contd.*

- (vi) Piece-goods—*contd.*
- White (bleached)—*contd.*
- T. cloth and domestics.
- Twill.
- Unspecified descriptions.
- Coloured, printed, or dyed—
- (a) Printed goods—
- Cambrics (*including* madapollams, muslins, mulls and jacconets).
- Chādars.
- Checks, spots and stripes.
- Dhuties.
- Drills and jeans.
- Flannel and flannelettes
- Lungis.
- Prints and chintz.
- Sārīs and scarves.
- Sateens.
- Shirtings.
- Twill.
- Woven lungis and sarongs.
- Unspecified descriptions
- (b) Dyed goods—
- Cambrics (*including* madapollams, muslins, mulls and jacconets).
- Chādars.
- Checks, spots and stripes.
- Dhuties.
- Drills and jeans.
- Flannel and flannelettes.
- Italian cloth and sateens.
- Lungis.
- Prints and chintz.
- Sārīs and scarves.
- Shirtings.
- Twill.
- Woven lungis and sarongs.
- Unspecified descriptions.

APPENDIX B—continued
CLASSIFICATION OF TABLES 4—continued

III.—ARTICLES WHOLLY OR MAINLY MANUFACTURED—continued.

Q. Cotton yarns and manufactures—contd.

Cotton—contd.

- (b) Manufactures—contd.
(vi) Piece-goods—contd.
Coloured, printed or dyed—
concl'd.
(c) Woven. coloured
goods—
Cambries (including
madapollams, mus-
lins, mulls and jaco-
nets).
Chādars.
Checks, spots and
stripes.
Coatings and trouser-
ings including Cash-
mere, serges and
tweeds.

Cotton—contd.

- (b) Manufactures—contd.
(vi) Piece-goods—contd.
(c) Woven coloured goods—
contd.
Dhuties.
Drills and jeans.
Flannel and fian-
nelettes.
Lungis and sarongs.
Prints and chintz.
Sāris and scarves.
Shirtings.
Twill.
Velvet and velveteens.

Cotton—concl'd.

- (b) Manufactures—concl'd.
(vi) Piece-goods—concl'd.
(c) Woven coloured goods
—concl'd.
Unspecified descrip-
tions.
Fents of all descriptions.
(vii) Rope.
(viii) Thread, sewing.
(ix) Towels in the piece.
(x) Other sorts of manufac-
tures.

R. Jute yarns and manufactures—

Jute—

- (a) Twist and yarn.
(b) Manufactures—
(i) Canvas.

Jute—contd.

- (b) Manufactures—contd.
(ii) Gunny bags.
(iii) „ cloth.

Jute—concl'd.

- (b) Manufactures—concl'd.
(iv) Rope and twine.
(v) Other kinds.

S. Silk yarns and manufactures—

Silk—

- (a) Silk, yarn, noils and
warps.

Silk—contd.

- (b) Manufactures—
(i) Goods of silk mixed with
other materials.
(ii) Silk piece-goods.

Silk—concl'd.

- (b) Manufactures—concl'd.
(iii) Thread for sewing.
(iv) Other sorts.

T. Woollen yarns and manufactures—

Wool—

- (a) Yarn and knitting wool.
(b) Manufactures—
(i) Blankets.

Wool—contd.

- (b) Manufactures—contd.
(ii) Braids.
(iii) Carpets and rugs.
(iv) Hosiery.

Wool—concl'd.

- (b) Manufactures—concl'd.
(v) Piece-goods.
(vi) Shawls.
(vii) Other sorts.

U. Other yarns and textile fabrics—

Flax—

- (a) Twist and yarn.
(b) Manufactures—
(i) Canvas.
(ii) Piece-goods.
(iii) Thread, sewing.
(iv) Other sorts.

Haberdashery and Millinery—

- (a) Lace and embroidery.
(b) Towels not in the piece.
(c) Other sorts.

Hemp Manufactures (excluding
cordage)—

- (a) Bags and sacks.
(b) Cloth.
(c) Other sorts.

Artificial silk—

- (i) Artificial silk yarn.
(ii) Piece-goods of cotton and
artificial silk.
(iii) Other sorts.

Other textiles—
Manufactured.

V. Miscellaneous articles wholly or mainly manufactured—

Art works of (other than pic-
tures).

Asbestos—

- Manufactures—
(a) Asbestos packing.
(b) Other manufactures.

Baskets and basketware.

Bobbins.

Books, printed, and printed
matter (not being station-
ery), including maps and
charts.

Brushes and brooms.

- (i) Brushes—
(a) Paint and varnish
brushes.
(b) Toilet brushes.
(c) Other brushes.
(ii) Brooms.

Building and engineering mate-
rials other than of iron, steel
or wood—

- (1) Bricks—
(a) Bricks, other than
firebricks.
(b) Firebricks.
(2) Cement—
(a) Portland.
(b) Other kinds.
(3) Chalk and lime (exclud-
ing French chalk).
(4) Clay.
(5) Tiles.
(6) Other kinds.

Buttons of all sorts—

- (a) Metal.
(b) Other sorts.
Candles of all kinds.
Coir, manufactured (excluding
rope and belting).
Coke.
Cordage and rope of vegetable
fibre (excluding jute and
cotton).
Cork manufactures.
Fireworks.
Gelatine.
Glue.
Hair, manufactures of (other
than toilet requisites).

APPENDIX B—concluded
CLASSIFICATION OF TABLE 4—concluded

III.—ARTICLES WHOLLY OR MAINLY MANUFACTURED—concluded.

V. Miscellaneous articles wholly or mainly manufactured—continued.

Ivory, manufactured.	Printing and lithographing machinery and materials (excluding paper)—	Tea-chests entire or in sections—
Jewellery (excluding imitation jewellery; and precious stones and pearls unset), also plate of gold and silver—	(a) Printing type.	(a) of iron or steel or other metal.
(a) Jewellery.	(b) Printers' and lithographers' ink.	(b) of wood.
(b) Plate of gold and silver.	(c) Other materials.	Toilet requisites (not specified elsewhere).
Matches—	Prints, engravings and pictures—	Toys and requisites for games and sports (including fishing tackle)—
(a) Safety.	(a) Photographs and picture postcards.	(a) Toys.
(b) Other sorts.	(b) Others.	(b) Requisites for games and sports (excluding firearms, etc.)—
Match making materials—	Smokers' requisites (excluding tobacco).	(i) Playing cards.
(a) Undipped splints.	Soap—	(ii) Other sorts.
(b) Veneers for match boxes and empty boxes.	(a) Household and laundry soap in bars or tablets.	Umbrellas and Umbrella fittings—
Mats and Matting (except coir and rubber).	(b) Toilet soap.	(a) Umbrellas, complete (including parasols and sunshades).
Oil-cloth and floor-cloth.	(c) Other sorts.	(b) Umbrella fittings.
Packing-engine and boiler—of all kinds (excluding asbestos).	Spirit, perfumed.	All other articles of merchandise, Manufactured.
Paraffin wax.	Starch and farina—	
Perfumery (not being perfumed spirit).	(a) Starch.	
Pitch and tar—	(b) Farina and Potato flour.	
(1) Coal tar and pitch.	Sticks and whips.	
(2) Stockholm tar and pitch.		
Polishes—		
(a) Polishes and compositions for application to leather.		
(b) Polishes and compositions for application to metals, etc.		
(c) Wood polish.		
(d) Other sorts.		

IV.—LIVING ANIMALS—

A. Horses.

B. Other kinds.

V.—POSTAL ARTICLES NOT SPECIFIED—

Postal Articles not specified.

APPENDIX B—continued

CLASSIFICATION OF SUMMARIES (EXPORTS OF INDIAN MERCHANDISE)

CLASSIFICATION, BY SECTIONS OF THE ARTICLES SPECIFIED IN TABLE 5
(EXPORTS—INDIAN MERCHANDISE)

Classes, Sections and Articles.

I.—FOOD, DRINK AND TOBACCO—		
A. Fish (excluding canned fish)—		
Fish, dry, unsalted.	Fishmaws and sharkfins.	Fish, wet, salted (ngápi).
„ salted.		
B. Fruits and vegetables—		
Fresh fruits and vegetables.	Fresh fruits and vegetables—concl'd.	Fruits and vegetables: dried, salted or preserved, all sorts.
(a) Fresh fruits—	(b) Fresh vegetables of all kinds—	
(i) Coconuts.	(i) Onions.	
(ii) Others.	(ii) Other kinds.	
C. Grain, pulse and flour—		
Barley.	Pulse—concl'd.	Rice not in the husk—concl'd.
Jowar and bajra.	(c) Lentils (Masur).	(c) Broken cleaned rice.
Maize.	(d) Other sorts.	(d) Other sorts.
Oats.	Paddy (rice in the husk).	Rice flour and ground rice.
Pulse—	Rice not in the husk—	Wheat.
(a) Beans.	(a) Boiled rice.	„ flour.
(b) Gram.	(b) Cleaned rice.	Other sorts.
D. Liquors—		
Spirit.	Other sorts of liquors.	
E. Provisions and oilman's stores—(including fish and fruits and vegetables) canned or bottled.		
Biche-de-mer.	Ghi.	Other sorts of provisions.
Butter.	Lard.	
Cheese.	Pickles, chutnies and condiments.	
F. Spices—		
Betelnuts.	Cinnamon.	Pepper.
Cardamoms.	Cloves.	Other sorts.
Chillies.	Ginger.	
G. Sugar—		
Sugar, 16 Dutch standard and above.	Sugar, 15 Dutch standard and below.	Confectionery.
		Molasses, including palmyra and cane jaggery.
H. Tea—		
Tea, black.	Tea, green.	
I. Other food and drink—		
Coffee.	Salt.	
J. Tobacco—		
Unmanufactured.	Manufactured—concl'd.	
Manufactured—	(b) Cigarettes.	
(a) Cigars.	(c) Other sorts.	

APPENDIX B—continued
CLASSIFICATION OF TABLE 5—continued

II.—RAW MATERIALS AND PRODUCE AND ARTICLES MAINLY UNMANUFACTURED—		
A. Coal— Coal.		
B. Other non-metallic mining and quarry products and the like—		
Chalk and lime.	Monazite.	
Mica—	Precious stones and Pearls, unset.	
(a) In blocks.	Stone and Marble.	
(b) In splittings.		
C. Fodder, bran and pollards (excluding oil-cake)—		
Rice bran.	Other sorts of bran and pollards.	Other sorts of fodder.
D. Gums, resins and lac—		
Gums and resins—	Gums and resins— <i>concl'd.</i>	Lac— <i>concl'd.</i>
(a) Arabic.	(e) Other sorts.	(d) Stick.
(b) Benjamin.	Lac—	(e) Other kinds (excluding lac-dye).
(c) Olibanum or frankincense.	(a) Button.	
(d) Rosin.	(b) Seed.	
	(c) Shell.	
E. Hides and skins, raw or undressed—		
Hides, raw—	Hides, raw— <i>concl'd.</i>	Skins, raw—
(a) Buffalo hides.	(c) Calf skins— <i>concl'd.</i>	(a) Goat skins.
(b) Cow "	(i) Cow calf skins.	(b) Sheep "
(c) Calf skins—	(d) Other hides.	(c) Other "
(i) Buffalo calf skins.		Cuttings of hides and skins (raw).
F. Metallic ores and scrap iron or steel for remanufacture—		
Ores—	Ores— <i>concl'd.</i>	Ores— <i>concl'd.</i>
(a) Copper.	(e) Ferruginous manganese ore.	Iron or steel, old for remanufacture.
(b) Chromite (Chrome iron ore).	(f) Tin.	
(c) Iron or steel.	(g) Wolfram.	
(d) Manganese.	(h) Unenumerated.	
G. Oils—Vegetable, Mineral and Animal.		
Animal.	Essential— <i>concl'd.</i>	Vegetable, non-essential— <i>concl'd.</i>
Essential—	(h) Thymol.	(b) Coconut.
(a) Cinnamon.	(i) Other sorts.	(c) Cotton seed.
(b) Citronella.	Mineral—	(d) Groundnut.
(c) Gingergrass.	(a) Petroleum dangerous flashing below 76° F. including petrol, benzine and benzol.	(e) Linseed.
(d) Lemongrass.	(b) Kerosene.	(f) Mustard or rape.
(e) Palma rosa.	(c) Other kinds.	(g) Sesamum (til or jinjili).
(f) Sandalwood.	Vegetable, non-essential—	(h) Other sorts.
(g) Rosa.	(a) Castor.	
H. Oil cakes of all kinds—		
Oil cakes—	Oil cakes— <i>concl'd.</i>	Oil cakes— <i>concl'd.</i>
(a) Castor cake.	(d) Groundnut cake.	(g) Others.
(b) Coconut cake (<i>Punac</i>).	(e) Linseed cake.	
(c) Cotton cake.	(f) Rape and sesamum cake.	
I. Paper making materials—		
Paper making materials—	Paper making materials— <i>concl'd.</i>	
(a) Rags.	(b) Other materials.	
J. Rubber, raw or crude— Rubber, raw or crude.		
K. Seeds, including nuts for oils—		
Oil-seeds—	Oil-seeds— <i>concl'd.</i>	Oil-seeds— <i>concl'd.</i>
(a) Essential—	(a) Essential— <i>concl'd.</i>	(b) Non-essential— <i>concl'd.</i>
(i) Ajama.	(ix) Sawa or dil.	(vi) Mowa or mowra.
(ii) Ajwan.	(x) Other sorts.	(vii) Mustard.
(iii) Aniseed.	(b) Non-essential—	(viii) Niger.
(iv) Coriander.	(i) Castor.	(ix) Poppy.
(v) Cummin (<i>other than black</i>).	(ii) Copra or coconut kernel.	(x) Rape.
(vi) Cummin, black.	(iii) Cotton.	(xi) Sesamum (til or jinjili).
(vii) Fennel.	(iv) Groundnuts.	(xii) Tea.
(viii) Fenugreek.	(v) Linseed.	(xiii) Other sorts.
		Other than oil-seeds.

APPENDIX B—*continued*
CLASSIFICATION OF TABLE 5—*continued*

II.—RAW MATERIALS AND PRODUCE AND ARTICLES MAINLY UNMANUFACTURED—concluded.		
L. Tallow, Stearine and wax—		
Tallow and Stearine, <i>including</i> grease and animal fat.	Wax of all kinds, <i>other than</i> paraffin wax (<i>excluding</i> candles).	
M. Textile materials—cotton, raw and waste—		
Cotton—		
(a) Raw.		
(b) Waste.		
N. Textile materials—jute, raw—		
Jute, raw.		
O.—Textile materials—silk, raw and waste—		
Silk, raw—	Silk, raw— <i>concl'd.</i>	
(i) Mulberry silk, <i>excluding</i> tasar and other wild silks—	(ii) Wild silk, tasar, munga, eria and others—	
(a) Raw.	(a) Raw.	
(b) Chasam or waste.	(b) Chasam or waste.	
(c) Cocoons.	(c) Cocoons.	
P. Textile materials—wool, raw—		
Wool, raw.		
Q. Other textile materials—		
Flax, raw.	Hemp, raw. Rhea, Ramie or China-grass.	Other textiles, raw.
R. Wood and timber—		
Timber, <i>other than</i> railway sleepers—	Wood—	Wood— <i>concl'd.</i>
(a) Teakwood.	(a) Firewood.	(b) Ornamental wood— <i>concl'd.</i>
(b) Other timber.	(b) Ornamental wood—	(ii) Sandal.
	(i) Ebony.	(iii) Other kinds.
S. Miscellaneous—		
Bristles.	Manures— <i>concl'd.</i>	Shells and cowries— <i>concl'd.</i>
Canes and rattans.	Bones— <i>cont'd.</i>	(b) Shells—
Casein.	(ii) Uncrushed.	(i) Shells (chanks, sankhli, large ornamental shells, cowras, mother-of-pearl shells and oyster shells).
Coir, unmanufactured.	(iii) Bonemeal.	(ii) Tortoise shell (<i>including</i> nakhla or nakh).
Coral.	(b) Fish manures.	Specimens illustrative of natural science.
Feathers.	(c) Fish guano.	Tea waste, for the manufacture of caffeine.
Fibre for brushes and brooms.	(d) Hornmeal.	All other articles of merchandise, unmanufactured.
Horns, tips and pieces of horn.	(e) Sulphate of ammonia.	
Ivory, unmanufactured.	(f) Other kinds.	
Kapok	Plants, living <i>including</i> bulbs.	
Manures—	Shells and cowries—	
(a) Bones—	(a) Cowries.	
(i) Crushed.		
III.—ARTICLES WHOLLY OR MAINLY MANUFACTURED—		
A. Apparel—		
Apparel (<i>including</i> drapery, uniforms, accoutrements, but <i>excluding</i> hosiery and boots and shoes).	Boots and shoes.	
B. Arms, ammunition and military stores—		
Arms, ammunition and military stores.		

APPENDIX B—continued

CLASSIFICATION OF TABLE 5—continued

III.—ARTICLES WHOLLY OR MAINLY MANUFACTURED—continued.

C. Chemicals, drugs and medicines—

Chemicals and chemical preparations (<i>excluding</i> chemical manures and medicines)—	Drugs and medicines (<i>excluding</i> chemicals and narcotics)—	Drugs and medicines (<i>excluding</i> chemicals and narcotics)— <i>concl'd.</i>
(a) Potassium compounds—	(a) Asafetida.	(d) Galangal.
(i) Saltpetre.	(b) Camphor.	(e) Nux-vomica (Strychnia).
(ii) Other sorts.	(c) (i) Cinchona bark.	(f) Senna.
(b) Soda compounds—	(ii) Quinine salts.	(g) Other sorts of drugs and medicines.
(i) Borax.		Opium.
(ii) Other sorts.		
(c) Other sorts of chemicals.		

D. Cutlery, hardware, implements and instruments (*excluding* electrical instruments and apparatus)—

Hardware and cutlery, <i>including</i> platedware.	Instruments, apparatus, and appliances and parts thereof—
	(a) Musical.
	(b) Other kinds.

E. Dyes and colours—

Dyeing and tanning substances—	Dyeing, etc.— <i>concl'd.</i>	Paints and painters' materials—
(a) Barks for tanning.	(f) Safflower.	(a) Paints and colours—
(b) Cutch and gambier.	(g) Turmeric.	(i) Graphite.
(c) Indigo.	(h) Other sorts (<i>including</i> lac-dye).	(ii) Other sorts.
(d) Myrobalans.		(b) Painters' materials.
(e) Myrobalan extracts.		

F. Electrical goods and apparatus (*other than* machinery)—

G. Furniture, cabinet ware and manufactures of wood and timber—

Furniture and cabinet ware.	Manufactures of wood (<i>other than</i> furniture and cabinet ware).
-----------------------------	---

H. Glassware and earthenware—

Earthenware and porcelain (<i>including</i> pipes of earthenware).	Glass and glassware.	Lacquered ware (of Indian manufacture).
---	----------------------	---

I. Hides and skins, tanned or dressed and leather—

Hides, tanned or dressed—	Skins, tanned or dressed—	Leather Manufactures (<i>excluding</i> boots and shoes)—
(a) Buffalo hides.	(a) Goat skins.	(i) Saddlery and harness.
(b) Cow hides.	(b) Sheep "	(ii) Leather belting.
(c) Calf skins—	(c) Other "	(iii) Bags, trunks and travelling requisites.
(i) Buffalo calf skins.	Leather—	(iv) Other sorts.
(ii) Cow calf skins.	Unwrought.	
(d) Other hides.		

J. Machinery of all kinds, *including* belting for machinery—

Machinery and millwork of all kinds.

K. Metals—iron and steel—and manufactures thereof—

Iron or steel—	Iron or steel— <i>concl'd.</i>	Iron or steel— <i>concl'd.</i>
(i) Pig.	(ii) Manufactures— <i>concl'd.</i>	(ii) Manufactures— <i>concl'd.</i>
(ii) Manufactures—	(e) Nails, screws, rivets, and washers.	(h) Tubes, pipes and fittings wrought.
(a) Anchors and cables.	(f) Pipes and fittings, cast.	(c) Other manufactures of iron or steel.
(b) Angle, bolt, and rod.	(g) Sheets and plates (<i>including</i> galvanised and tinned plates).	
(c) Bars and channel.		
(d) Hoops and strips.		

APPENDIX B—*continued*
CLASSIFICATION OF TABLE 5—*continued*

III.—ARTICLES WHOLLY OR MAINLY MANUFACTURED—*continued*.

L. Metals—other than iron and steel—and manufactures thereof—

Brass, bronze and similar alloys and manufactures thereof—	Lead— (a) Pig. (b) Other sorts.	Zinc or spelter all sorts. Metals, unenumerated.
(a) Unwrought. (b) Wrought.	Tin— (a) Unwrought (blocks, ingots, bars and slabs). (b) Wrought, <i>including</i> plates or sheets <i>not being</i> tinned iron.	
Copper— (a) Unwrought. (b) Wrought (sheets and other manufactures). (c) Others.		
Ferro-manganese.		

M. Paper, paste-board and stationery—

Paper— (a) Printing paper. (b) Other kinds of paper, (<i>including</i> paper manufactures).	Paste-board, mill-board and card-board of all kinds.	Stationery (<i>excluding</i> paper).
--	--	---------------------------------------

N. Railway plant and rolling stock—

Materials for construction (<i>including</i> sleepers of wood).	Teak keys.	Other sorts.
--	------------	--------------

O. Rubber manufactures—

Rubber manufactures.

P. Vehicles, *excluding* locomotives, etc., for railways—

Carriages and carts. Parts of carriages and carts.	Ships, parts of (<i>including</i> launches and boats).	Other sorts.
---	---	--------------

Q. Cotton yarns and manufactures—

Cotton— (a) Twist and yarn— Grey Nos. 1 to 10. " " 11 to 20. " " 21 to 30. " " 31 to 40. " above No. 40. " twofolds (doubles). Orange, red and other colours " " Nos. 1 to 20. " " " 21 to 40. " " above No. 40. " twofolds (doubles). White (bleached). Unspecified descriptions of twist and yarn.	Cotton— <i>concl'd.</i> (b) Manufactures— (i) Canvas. (ii) Handkerchiefs and shawls in the piece. (iii) Hosiery.] (iv) Piece-goods— Grey (unbleached)— Chadars and dhutis. Drills and jeans. T. cloth and domestics. Shirtings. Other sorts. White (bleached)— Chadars and dhutis. Drills and jeans.	Cotton— <i>concl'd.</i> (b) Manufactures— <i>concl'd.</i> (iv) Piece-goods— <i>concl'd.</i> White (bleached)— <i>concl'd.</i> T. cloth and domestics. Shirtings. Other sorts. Coloured, printed or dyed— Lungis and baris. Drills and jeans. Other sorts. (v) Thread, sewing. (vi) Other sorts of manufactures.]
--	--	---

R. Jute yarns and manufactures—

Jute— (a) Twist and yarn. (b) Manufactures— (i) Canvas. (ii) Gunny bags— (a) Sacking gunny bags. (b) Hessian gunny bags.	Jute— <i>concl'd.</i> (b) Manufactures— <i>concl'd.</i> (iii) Gunny cloth— (a) Sacking gunny cloth. (b) Hessian gunny cloth. (iv) Rope and twine. (v) Other kinds.
--	--

S. Silk yarns and manufactures—

Silk— (a) Goods of silk mixed with other materials. (b) Silk piece-goods.	Silk— <i>concl'd.</i> (c) Thread for sewing. (d) Other sorts.
---	---

APPENDIX B—*continued*
 CLASSIFICATION OF TABLE 5—*concluded*

III.—ARTICLES WHOLLY OR MAINLY MANUFACTURED—*concluded*.

T. Woollen yarns and manufactures—

Wool—	Wool— <i>contd.</i>	Wool— <i>concl.</i>
(a) Carpets and rugs.	(b) Piece-goods. (c) Shawls.	(d) Other sorts.

U. Other yarns and textile fabrics—

Flax—	Hemp (chiefly sann)—
(a) Manufactures. Haberdashery and millinery.	(a) Manufactures (<i>excluding</i> cordage). Other textiles manufactured.

V. Miscellaneous articles wholly or mainly manufactured—

Art, works of.	Cordage and rope of vegetable fibre (<i>excluding</i> jute and cotton).	Paraffin wax.
Books, printed and printed matter (<i>not being</i> stationery) <i>including</i> maps and charts.	Ivory manufactured.	Perfumery <i>including</i> musk (<i>not being</i> perfumed spirits).
Building and Engineering materials other than of iron, steel or wood—	Jadestone.	Printing and lithographing materials (<i>excluding</i> paper).
(a) Bricks.	Jewellery (<i>excluding</i> imitation jewellery and precious stones and pearls unset), also plate of gold and silver—	Soap.
(b) Tiles.	(a) Jewellery.	Toys and requisites for games and sports, <i>including</i> fishing tackle other than fire-arms.
(c) Other kinds.	(b) Plate of gold and silver.	Umbrellas, <i>including</i> parasols and sunshades.
Candles of all kinds.	Mats and matting (<i>except</i> coir and rubber).	All other articles of merchandise manufactured.
Coke and patent fuel.		
Coir, manufactured, <i>excluding</i> rope.		

IV.—LIVING ANIMALS—

Animals, living—	Animals, living— <i>contd.</i>
(a) Horses.	(c) Sheep and goats.
(b) Cattle.	(d) Other living animals.

V.—POSTAL ARTICLES—

Postal articles.

APPENDIX B—*continued*

CLASSIFICATION OF SUMMARIES (RE-EXPORTS)

CLASSIFICATION, BY SECTIONS, OF THE ARTICLES SPECIFIED IN TABLE 6 (RE-EXPORTS—
BRITISH AND FOREIGN MERCHANDISE).

Classes, Sections and Articles.

I.—FOOD, DRINK AND TOBACCO—			
A. Fish (excluding canned fish)—			
Fish, dry, salted and unsalted.		Fishmaws and sharkfins.	
B. Fruits and vegetables—			
Fresh fruits and vegetables.	Fruits and vegetables : dried, salted or preserved— <i>concl.</i>		
Fruits and vegetables : dried, salted or preserved—	(b) Other sorts.		
(a) Dates.			
C. Grain, pulse and flour—			
Rice not in the husk.	Wheat.	Other sorts.	
D. Liquors—			
Ale, beer and porter.	Wines—	Wines— <i>concl.</i>	
Cider and other fermented liquors.	(a) Champagne and other sparkling wines.	(c) Sherry and other still white wines.	
Spirit—	(b) Port and other still red wines.	(d) Other sorts (including vermouth and ginger wine).	
(a) Brandy.			
(b) Whisky.			
(c) Other sorts.			
E. Provisions and oilman's stores—			
Provisions and Oilman's stores (excluding fish and fruits and vegetables) canned or bottled.			
F. Spices—			
Cardamoms.	Nutmegs.		
Cloves.	Other sorts.		
G. Sugar—			
Sugar, 16 Dutch standard and above.	Sugar, 15 Dutch standard and below.	Confectionery.	
H. Tea—			
Tea, black.	Tea, green.		
I. Other food and drink—			
Coffee.	Salt.		
J. Tobacco—			
Unmanufactured.	Manufactured.		
II.—RAW MATERIALS AND PRODUCE AND ARTICLES MAINLY UNMANUFACTURED—			
A. Coal and coke.			
B. Other non-metallic mining and quarry products and the like—			
Precious stones and pearls unset.	Stone and marble.		

APPENDIX B—*continued*CLASSIFICATION OF TABLE 6—*continued*II.—RAW MATERIALS AND PRODUCE AND ARTICLES MAINLY UNMANUFACTURED—*continued.*

C. Fodder, bran and pollards (*excluding* oilcake)—
Fodder, bran and pollards.

D. Gums, resins and lac—

Gums and resins—

(a) Arabic.

(b) Benjamin.

Gums and resins—*contd.*

* (c) Olibanum or frankincense.

(d) Rosin.

Gums and resins—*concl'd.*

(e) Other sorts.

E. Hides and skins, raw or undressed—

Hides, raw.

Skins, raw.

F. Metallic ores and scrap iron or steel for re-manufacture—

Ores—

(a) Lead.

(b) Unenumerated.

Scrap metal for re-manufacture—

Iron or steel, old for re-manufacture.

G. Oils—Vegetable, mineral and animal—

Animal.

Essential.

Mineral—

(a) Kerosene.

(b) Other kinds.

Vegetable, non-essential—

(a) Linseed.

(b) Other sorts.

H. Oilcakes of all kinds—

Oilcakes.

I. Paper making materials—

J. Rubber, raw or crude—

Rubber, raw or crude.

K. Seeds *including* nuts for oils—

Seeds.

L. Tallow, stearine and wax—

Wax of all kinds (*excluding* candles).

M. Textile materials—

Cotton, raw and waste.

N. Textile materials—

Jute, raw.

O. Textile materials—

Silk, raw and waste.

P. Textile materials—

Wool, raw and waste.

Q. Other textile materials—

Other textiles, raw.

APPENDIX B—*continued*
CLASSIFICATION OF TABLE 6—*continued*

II.—RAW MATERIALS AND PRODUCE AND ARTICLES MAINLY UNMANUFACTURED—<i>concluded.</i>		
R. Wood and timber—		
Timber, <i>other than</i> railway sleepers— (a) Teak.	Timber, <i>other than</i> railway sleepers— <i>concl'd.</i> (b) Other timber.	Wood, ornamental.
S. Miscellaneous—		
Canes and rattans. Horns, tips and pieces of horn.	Ivory, unmanufactured. Shells and cowries.	Specimens illustrative of natural science. All other articles of merchandise, unmanufactured.
III.—ARTICLES WHOLLY OR MAINLY MANUFACTURED—		
A. Apparel—		
Apparel (<i>including</i> drapery, uniforms, accoutrements, but <i>excluding</i> hosiery and boots and shoes).		Boots and shoes.
B. Arms, ammunition and military stores—		
Fire-arms and parts thereof.	Dynamite, and all other explosives.	Other sorts.
C. Chemicals, drugs and medicines—		
Chemicals and chemical preparations (<i>excluding</i> chemical manures and medicine)— (a) Aluminous sulphates (<i>including</i> alum). (b) Ammonia and salts thereof. (c) Arsenic and its Oxides. (d) Sulphuric acid. (e) Other sorts of chemicals.	Drugs and medicines (<i>excluding</i> chemicals and narcotics).— (a) Asafoetida. (b) Camphor. (c) Cassia lignea. (d) Quinine and its alkaloids.	Quinine salts— (a) Quinine sulphate or bisulphate. (b) Quinine hydrochloride or dihydrochloride. (c) Others. (d) Other sorts of drugs and medicines.
D. Cutlery, hardware, implements and instruments (<i>excluding</i> electrical instruments and apparatus)—		
Clocks and watches and parts thereof— (a) Clocks and watches. (b) Parts of clocks and watches. Cutlery. Electro-plated ware. Hardware (<i>excluding</i> cutlery and electro-plated ware).	Instruments, apparatus and appliances and parts thereof— (a) Musical— (i) Talking machines and accessories. (ii) Other sorts.	Instruments, apparatus and appliances and parts thereof— <i>cont'd.</i> (b) Optical. (c) Photographic. (d) Other kinds.
E. Dyes and colours—		
Dyeing and tanning substances— (a) Cochineal. (b) Cutch and gambier. (c) Dyes obtained from coal tar— (i) Alizarine.	Dyeing and tanning substances— <i>cont'd.</i> (c) Dyes obtained from coal tar— <i>cont'd.</i> (ii) Aniline. (iii) Others.	Dyeing and tanning substances— <i>concl'd.</i> (d) Saffron. (e) Other sorts. Paints and colours.
F. Electrical goods and apparatus other than machinery—		
Instruments, apparatus and appliances and parts thereof— Electrical.		
G. Furniture, Cabinetware and manufactures of wood and timber—		
Furniture and cabinetware.	Manufactures of wood (other than furniture and cabinetware).	

APPENDIX B—*continued*
CLASSIFICATION OF TABLE 6—*continued*

II.—ARTICLES WHOLLY OR MAINLY MANUFACTURED—*continued.*

H. Glassware and earthenware—

Chinese and Japanese ware
(including lacquered ware, but
excluding earthenware and
porcelain).

Earthenware and porcelain
(including pipes of earthenware).

Glass and glassware—

- (a) Beads and false pearls.
(b) Bottles.
(c) Sheet and plate.
(d) Other glassware.

I. Hides and skins, tanned or dressed and leather—

Hides, tanned or dressed.
Skins, tanned or dressed.

Leather, unwrought.

Leather manufactures (excluding
boots and shoes).

J. Machinery of all kinds, including belting for machinery—

Machinery and mill-work—
(a) Prime-movers (other
than electrical)—
(i) Locomotives (exclud-
ing those for railways).

Machinery and mill-work—*contd.*
(a) Prime-movers (other than
electrical)—*contd.*
(ii) Others.

Machinery and mill-work—*concl'd.*
(b) Electrical machinery of all
kinds.
(c) Other sorts of machinery.

K. Metals—iron and steel—and manufactures thereof—

Iron or steel—

- (a) Anchors and cables.
(b) Angle, bolt and rod.
(c) Bars and channel.
(d) Hoops and strips.
(e) Nails, screws, rivets and
washers.

Iron or steel—*cont'd.*

- (f) Pipes and fittings, cast.
(g) Sheets and plates—
(i) Galvanized.
(ii) Tinned.
(iii) Not galvanized or tinned.

Iron or steel—*concl'd.*

- (h) Tubes, pipes and fittings,
wrought.
(i) Wire.
(j) Other manufactures of iron
or steel.

L. Metals—other than iron and steel—and manufactures thereof—

Brass, bronze and similar alloys
and manufactures thereof, wrought—
(a) Mixed or yellow metal for
sheathing.
(b) Other sorts.

Copper—

- (a) Unwrought.
(b) Wrought—
Sheets and other manufac-
tures.

Lead—

- (a) Unwrought—
(i) Pig.
(ii) Other sorts.
(b) Wrought, all sorts.
Quicksilver.

Tin—

- (a) Unwrought (blocks, ingots,
bars and slabs).
Zinc or spelter.
Metals unenumerated.

M. Paper, pasteboard and stationery—

Paper—

- (a) Printing paper.
(b) Writing paper and envelopes.

Paper—*cont'd.*

- (c) Other kinds of paper (includ-
ing paper manufactures).

Pasteboard, millboard and card-
board of all kinds.
Stationery (excluding paper).

N. Railway plant and rolling-stock—

Railway plant and rolling-stock.

O. Rubber manufactures—

Rubber—

Manufactures.

P. Vehicles (excluding locomotives, etc., for railways)—

Vehicles (excluding locomotives,
etc., for railways)—
(a) Carriages and carts (ex-
cluding railway carriages),
and parts thereof.

Vehicles (excluding locomotives, etc.,
for railways)—*cont'd.*

- (b) Ships, parts of (including
launches and boats).
(c) Other sorts.

Q. Cotton yarns and manufactures—

Cotton—

- (a) Twist and yarn.
(b) Manufactures—
(i) Canvas.
(ii) Handkerchiefs and
shawls in the piece.
(iii) Hosiery.
(iv) Lace and patent net.

Cotton—*cont'd.*

- (b) Manufactures—*cont'd.*
(v) Piece-goods—
Grey (unbleached).
White (bleached).
Coloured, printed or dyed.
Fents of all descriptions.

Cotton—*concl'd.*

- (b) Manufactures—*concl'd.*
(vi) Rope.
(vii) Thread, sewing.
(viii) Other sorts of manufac-
tures.

APPENDIX B—concluded
CLASSIFICATION OF TABLE 6—concluded.

III.—ARTICLES WHOLLY OR MAINLY MANUFACTURED—concluded.**R. Jute yarns and manufactures—**

Jute—
 Manufactures.

S. Silk yarns and manufactures—

<p>Silk— (a) Yarn, noils and warps. (b) Manufactures— (i) Goods of silk mixed with other materials.</p>	<p>Silk—<i>contd.</i> (b) Manufactures—<i>contd.</i> (ii) Silk piece-goods. (iii) Thread for sewing. (iv) Other sorts.</p>
---	--

T. Woollen yarns and manufactures—

<p>Wool— Manufactures— (a) Piece-goods.</p>	<p>(b) Shawls.</p>	<p>(c) Other sorts.</p>
---	--------------------	-------------------------

U. Other yarns and textile fabrics—

<p>Flax— Manufactures— (a) Piece-goods. (b) Other sorts (<i>including</i> bags and sacks).</p>	<p>Haberdashery and millinery.</p>	<p>Other textiles, manufactured.</p>
--	------------------------------------	--------------------------------------

V. Miscellaneous articles wholly or mainly manufactured—

<p>Art, works of (<i>other than</i> pictures). Books, printed and printed matter (<i>not being</i> stationery), <i>including</i> maps and charts. Building and engineering materials (<i>other than</i> of iron, steel or wood). Candles of all kinds. Cordage and rope of vegetable fibre (<i>excluding</i> jute & cotton). Fireworks. Ivory, manufactured.</p>	<p>Jewellery (<i>excluding</i> imitation jewellery and precious stones and pearls unset) also plate of gold and silver— (a) Jewellery. (b) Plate of gold and silver. Matches. Mats and matting. Oil cloth and floor cloth. Perfumery (<i>not being</i> perfumed spirits). Pitch, tar and dammer.</p>	<p>Printing and lithographing machinery and materials (<i>excluding</i> paper). Prints, engravings and pictures. Soap. Toys and requisites for games and sports, <i>including</i> fishing tackle (<i>other than</i> fire-arms). Umbrellas (<i>including</i> parasols and sunshades). All other articles of merchandise manufactured.</p>
--	---	---

IV. LIVING ANIMALS—

Animals, living—
 (a) Horses.
 (b) Other living animals.

V.—POSTAL ARTICLES—

Postal articles.

APPENDIX C

LIST OF COUNTRIES THE TRADE WITH WHICH IS SEPARATELY RECORDED

Revised up to 31st March, 1927.

British Empire (including Protectorates and Territories administered under Mandates)	British Empire (including Protectorates and Territories administered under Mandates)—continued	Foreign Countries—continued
<i>Europe—</i>	<i>America—</i>	<i>Europe—continued</i>
<ul style="list-style-type: none"> United Kingdom Channel Islands Gibraltar Malta and Gozo Cyprus 	<ul style="list-style-type: none"> <i>North America</i> { <ul style="list-style-type: none"> Canada : <ul style="list-style-type: none"> Via Atlantic Coast „ Pacific Coast Newfoundland and Coast of Labrador Bermudas Bahamas British West India Islands British Honduras British Guiana Falkland Islands 	<ul style="list-style-type: none"> Portugal Azores Madeira Switzerland Italy Fiume Austria Hungary Czechoslovakia Serb-Croat Slovene State (Yugo Slavia) Montenegro Albania Bulgaria Roumania Greece Crete Turkey, European
<i>Asia—</i>	<i>Australia and Oceania—</i>	<i>Asia—</i>
<ul style="list-style-type: none"> Palestine Aden and Dependencies Mesopotamia Bahrein Islands Maldives Ceylon Straits Settlements (including Labuan) Federated Malay States British Borneo Hongkong 	<ul style="list-style-type: none"> <i>Australian Commonwealth</i> { <ul style="list-style-type: none"> Western Australia South Australia (including Northern Territory) Victoria Tasmania New South Wales Queensland Territory of Papua (Br. New Guinea) New Zealand (including Nauru and Br. Samoa) Fiji Islands 	<ul style="list-style-type: none"> Turkey, Asiatic Syria Armenia Azerbaijan Smyrna Maskat Territory and Trucial Oman Other Native States in Arabia Persia Henjam Island Turkestan (Russian) Afghanistan Sumatra Java Borneo (Dutch) Celebes and other Islands Dutch New Guinea Siam Indo-China (including Cochin-China, Cambodia, Annam, Tonkin and French leased territories in China)
<i>Africa—</i>	<i>Foreign Countries</i>	<ul style="list-style-type: none"> Philippine Islands and Guam Macao Formosa China (exclusive of Hongkong and Macao) Korea Japan
<ul style="list-style-type: none"> <i>Br. West Africa.</i> { <ul style="list-style-type: none"> Gambia Sierra Leone Gold Coast (including Br. Togoland) Nigeria (including Br. Cameroons) Ascension St. Helena 	<i>Europe—</i>	<ul style="list-style-type: none"> Russia : <ul style="list-style-type: none"> Northern Russia Southern Russia Pacific Ports (in Asia) Finland Esthonia Latvia Lithuania Georgia Sweden Norway Denmark Iceland and Greenland Poland (including Dantzig) Germany Netherlands Belgium Luxemburg France Spain
<ul style="list-style-type: none"> <i>Union of South Africa</i> { <ul style="list-style-type: none"> Protectorate of South-West Africa Cape of Good Hope Natal Orange Free State Transvaal Rhodesia Bechuanaland Protectorate Basutoland Swaziland 		
<ul style="list-style-type: none"> <i>Br. East Africa</i> { <ul style="list-style-type: none"> Zanzibar and Pemba Kenya Colony (formerly known as East African Protectorate) Tanganyika Territory Uganda Protectorate Nyasaland Protectorate Somaliland Protectorate Anglo-Egyptian Sudan Mauritius and Dependencies Seychelles 		

APPENDIX C—*continued*LIST OF COUNTRIES THE TRADE WITH WHICH IS SEPARATELY RECORDED—*continued*

Revised up to 31st March 1926.

Foreign Countries— <i>continued</i> .		Foreign Countries— <i>continued</i> .	Foreign Countries— <i>concluded</i> .
<i>Africa</i> —		<i>America</i> —	<i>America</i> — <i>continued</i> .
	Egypt	United States of America :	Brazil
North Africa	Tripoli	Via Atlantic Coast	Paraguay
	Tunis	„ Pacific Coast	Uruguay
	Algeria	Cuba	Argentine Republic (including the Atlantic Coast of Patagonia)
	Spanish Ports in North Africa	Hayti and St. Domingo	Chile (including the Pacific Coast of Patagonia)
	Morocco	Porto Rico	Peru
	Canary Islands	French West Indies (including St. Pierre and Miquelon)	Ecuador
West Africa	Spanish West Africa (including Fernando Po)	Virgin Islands of the United States	Bolivia
	French West Africa	Dutch West Indies	
	Portuguese Guinea	Mexico	<i>Oceania</i> —
	Liberia	Guatemala	Hawaii
	French Equatorial Africa (French Congo)	Honduras (not British)	Other Islands in the Pacific
	Belgian Congo	San Salvador	
	Portuguese West Africa	Nicaragua	
East Africa	Portuguese East Africa	Costa Rica	
	Madagascar	Colombia	
	Reunion	Panama	
	Italian East Africa (Somaliland and Eritrea)	Venezuela	
	French Somaliland	Dutch Guiana	
	French Guiana		

INDEX

ARTICLES	IMPORTS		EXPORTS				ARTICLES	IMPORTS		EXPORTS					
	Abstract Tables	General Imports	INDIAN MERCHANDISE		FOREIGN MERCHANDISE			Abstract Tables	General Imports	INDIAN MERCHANDISE		FOREIGN MERCHANDISE			
			Abstract Tables	General Exports	Abstract Tables	General Exports				Abstract Tables	General Exports	Abstract Tables	General Exports		
Page	Page	Page	Page	Page	Page	Page	Page	Page	Page	Page	Page	Page			
Acetic acid	30	111	—	—	—	—	Apparel (including drapery, uniforms, and accoutre- ments)	29, 53	77, 974	56	584	68	847		
Acids :							Gold and silver thread . . .	29	78	—	—	—	—		
Acetic	30	111	—	—	—	—	Hats, caps, bonnets, and hatter's ware	29	79	—	—	—	—		
Carbolic	30	111	—	—	—	—	Lametta	29	79	—	—	—	—		
Citric	30	111	—	—	—	—	Second-hand clothing . . .	29	80	—	—	—	—		
Nitric	31	112	—	—	—	—	Waterproofed clothing . . .	29	60	—	—	—	—		
Oxalic	31	112	—	—	—	—	Appliances (included with "Instruments, etc.")	35	191	58	646	69	880		
Sulphuric	31	112	—	—	68	854	Arabic, Gum—	—	—	—	—	—	—		
Tartaric	31	118	—	—	—	—	Arms, ammunition, and military stores :	—	—	56	586	—	—		
Other sorts	31	118	—	—	—	—	Cartridge cases :								
Accoutrements (included with "Apparel, etc.")							Filled	29	81	—	—	—	—		
Aerated water making mach- inery	38	271	—	—	—	—	Empty	29	82	—	—	—	—		
Agricultural implements . .	35	196	—	—	—	—	Explosives :								
" tractors and parts	38	272	—	—	—	—	Blasting fuse	29	83	—	—	—	—		
Air craft	52	561	—	—	—	—	" gelatine	29	83	—	—	—	—		
Ajama seeds	—	—	68	733	—	—	Dynamite	29	83	—	—	—	—		
Ajwan "	—	—	68	733	—	—	Gelatine dynamite	29	84	—	—	68	849		
Ale, beer, and porter :							Other Nitro-compound explosives	29	84	—	—	—	—		
Ale and beer (in bottle) . .	37	244	—	—	—	—	Detonators	29	84	—	—	—	—		
" " " (in bulk)	37	244	—	—	—	—	Others	29	84	—	—	—	—		
Stout and porter (in bottle)	37	245	—	—	70	893	Firearms, and parts thereof—								
" " " (in bulk)	37	245	—	—	—	—	Firearms	29	85	—	—	68	848		
Alizarine dyes	38	154	—	—	69	865	Parts of firearms	29	85	—	—	—	—		
Almond oil	42	349	—	—	—	—	Gunpowder black	29	87	—	—	—	—		
Almonds	34	169	—	—	—	—	" smokeless	29	87	—	—	68	849		
Aloes	32	144	—	—	—	—	" others	29	87	—	—	—	—		
Alum	31	114	—	—	—	—	Other sorts	29, 53	87, 974	—	—	68	849		
Aluminous sulphates	31	115	—	—	68	858	Arsenic and its oxides . . .	31	117	—	—	68	854		
Aluminium :							Art. works of (other than pictures)	29	89	56	586	68	850		
Unwrought (ingots, blocks, bars)	40	295	—	—	—	—	Articles of stone and marble	46	450	—	—	—	—		
Wrought—							" exported by post	—	—	67	542	75	971		
Circles	40	295	—	—	—	—	" imported by post	52	577	—	—	—	—		
Sheets	40	295	—	—	—	—	Artificial and mineral manures :								
Other manufactures . . .	40	296	—	—	—	—	Muriate of potash	39	288	—	—	—	—		
Ammonia and Salts thereof :							Nitrate of soda	39	288	—	—	—	—		
Anhydrous	31	115	—	—	68	858	Sulphate of Ammonia	39	289	—	—	—	—		
Others	31	116	—	—	—	—	Others	39	289	—	—	—	—		
Ammunition (included with "Arms, etc.")							Artificial silk :								
Anchors and cables of iron or steel	41, 54	317, 989	60	687	71	906	Artificial silk yarn	50	544	—	—	—	—		
Angle and tee, bolt and rod of iron	41, 54	310, 958	—	—	—	—	Piece goods of cotton and artificial silk	50	544	—	—	—	—		
" " " " of steel	41	812	—	—	—	—	Other sorts	50	545	—	—	—	—		
Anhydrous	31	115	—	—	—	—	Asafetida	32	145	57	604	68	861		
Aniline dyes	33	154	—	—	69	866	Asbestos, raw	29	89	—	—	—	—		
Animal fat (included with "Tallow and stearine")							" manufactures—								
Animal oils :							Asbestos packing	29	89	—	—	—	—		
Fish oil	42	348	—	—	—	—	Other manufactures	29	90	—	—	—	—		
Other kinds	42	348	61	700	72	918	Asphalt	30	101	—	—	—	—		
Animals, living :							Bacon and hams	44	461	—	—	—	—		
Cattle (excepting sheep and goats)	—	—	56	582	—	—	Bags, gunny, of jute	50	580	65	805	—	—		
Horses	29	76	56	582	68	846	" and sacks of flax	49	521	65	797	—	—		
Sheep and goats	—	—	56	583	—	—	" " of hemp	50	527	—	—	—	—		
Other kinds	29	76	56	583	68	846	" and trunks of leather . .	37	288	60	675	—	—		
Ansseed	—	—	68	723	—	—	Bajra, Jowar and—	34	185	58	628	—	—		
Apparatus (included with "Instruments, etc.")							Bangles, glass	34	178	—	—	—	—		
							Barks for tanning	33	153	57	608	—	—		
							Bars and channels (iron) " " " (iron or steel)	41, 54	311, 988	—	—	60	688	71	107

INDEX—continued

ARTICLES	IMPORTS		EXPORTS				ARTICLES	IMPORTS		EXPORTS			
	Abstract Tables	General Imports	INDIAN MERCHANDISE		FOREIGN MERCHANDISE			Abstract Tables	General Imports	INDIAN MERCHANDISE		FOREIGN MERCHANDISE	
			Abstract Tables	General Exports	Abstract Tables	General Exports				Abstract Tables	General Exports		
	Page	Page	Page	Page	Page	Page	Page	Page	Page	Page	Page	Page	
Bars of steel	41, 54	313, 989	—	—	—	—	Bottles, glass	53	930	—	—	60	876
Barley	34	184	58	627	—	—	„ soda water	34	179	—	—	—	—
Bars, blocks, Ingots, — (aluminium)	40	295	—	—	—	—	Boxes, safes and strong — of metal	35	202	—	—	—	—
Barytes	43	364	—	—	—	—	Braids, woollen	50	539	—	—	—	—
Baskets and basketware	29	91	59	587	—	—	Bran. Yedder, — and pol- lards	33	100	57	618	—	—
Batteries	36	214	—	—	—	—	Brandy	37	247	—	—	70	804
Beads and false pearls	34	178	—	—	69	875	Brass (for details see under "Metals")	40	305	—	—	—	—
Beams, channels, pillars, girders, and bridgework of iron or steel	41	318	—	—	—	—	Braziers (copper)	40	305	—	—	—	—
Beans	34	184	58	630	—	—	Bricks, Tiles, ingots, cakes, and —, of unwrought copper	40	304	—	—	—	—
Bêche-de-mer	—	—	62	725	—	—	Bricks (not of copper)	53	976	58	589	—	—
Bedsteads	34	173	—	—	—	—	Bridgework, Beams, pillars, girders, and —, of iron or steel	41	318	—	—	—	—
Beer, Ale, —, and porter	37, 54	244, 934	—	—	70	893	Bridgework materials (Railway materials)	45	417	—	—	—	—
Beet Sugar	46	454	—	—	—	—	Bristles	31	98	57	589	—	—
Belladonna and preparations thereof	32	145	—	—	—	—	Bristles and fibre for brushes and brooms :	30	98	56	589	—	—
Belting for machinery :							„ Bristles	30	98	56	589	—	—
of cotton	29	91	—	—	—	—	„ Fibre	30	98	57	615	—	—
of leather	29	92	—	—	—	—	British dollars	—	—	—	—	1084	—
of other materials (in- cluding oak)	29	92	—	—	—	—	Bronze—see Brass	—	—	—	—	—	—
Benjamin. Gum—	35	192	58	645	69	881	Brushes and Brooms :						
Benzine, Benzol, Petrol, and other motor spirits	43	353	61	705	—	—	Brushes :						
Benzol	43	356	61	705	—	—	Paint and varnish brushes	30	99	—	—	—	—
Bergamot oil	42	349	—	—	—	—	Toilet brushes	30	99	—	—	—	—
Betsinuts	46	441	64	753	78	932	Other brushes	30	100	—	—	—	—
Bicarbonate of soda	32	127	—	—	—	—	Brooms	30	100	—	—	—	—
Bichromate of potassium	31	127	—	—	—	—	Buckets of tinned or galvan- ized iron	35	196	—	—	—	—
Billets and slabs, Ingots, Blooms, — (steel)	41	316	—	—	—	—	Builders' hardware, such as locks, hinges, etc.	35	197	—	—	—	—
Biscuits and cakes	44	401	—	—	—	—	Building and engineering materials: other than of iron, steel, or wood	—	—	—	—	66	852
Black gunpowder	29	87	—	—	—	—	Asphalt	30	101	—	—	—	—
Blankets (cotton)	47	471	—	—	—	—	Bricks	—	—	56	669	—	—
Blasting fuse	29	83	—	—	—	—	Bricks, other than fire- bricks	30	102	—	—	—	—
„ gelatine	29	83	—	—	—	—	Firebricks	30, 58	102, 976	—	—	—	—
Bleaching powder	31	117	—	—	—	—	Other bricks	58	976	—	—	—	—
Bleaching and dyeing machi- nery (cotton)	39	280	—	—	—	—	Cement	58	976	—	—	—	—
Block tin, unwrought	42, 54	340, 998	61	694	72	915	„ Boiler covering	30	103	—	—	—	—
Blocks, Mica: In—.	42	347	61	699	—	—	„ Portland	30	103	—	—	—	—
Blocks, bars, Ingots (alumi- nium)	40	295	—	—	—	—	„ other kinds	30	104	—	—	—	—
Blooms, Ingots, —, billets, , and slabs (steel)	41	316	—	—	—	—	Chalk and lime, excluding French chalk	30	105	56	589	—	—
Boards, — Straw—	44	384	—	—	—	—	Clay	30	105	—	—	—	—
Bobbins	30	94	—	—	—	—	Tiles	31, 58	105, 976	56	590	—	—
Boiler covering, Cement—	30	103	—	—	—	—	Other kinds	30, 58	105, 977	56	591	—	—
Rollers (machinery)	33	273	—	—	—	—	Buffalo hides, raw	—	—	58	650	70	885
Bolt, Angle and tee —, and rod (Iron)	41, 54	310, 988	—	—	—	—	„ „ tanned or „ „ dressed	—	—	59	667	—	—
„ and nuts of iron or steel	41	318	—	—	—	—	Bullion	1031, 1034	—	—	—	1031, 1034	—
Bones, Animal — for manure	39	290	60	680	—	—	Butter	44	402	62	725	—	—
Bonemeal	—	—	60	680	—	—	Butt or, lac	37	235	59	668	—	—
Bonnets, Hats, caps, —, and hatter's ware	29	79	—	—	—	—	Bottoms of all sorts :						
Books, printed, and printed matter (not being station- ery) including maps and charts	30, 53	94, 974	56	587	68	850	Metal	30	107	—	—	—	—
Boots and shoes	53	976	56	588	68	851	Other sorts	30	108	—	—	—	—
of leather	30	95	—	—	—	—							
of other materials	30	96	—	—	—	—							
Boot and shoe manufactur- ing machinery	33	274	—	—	—	—							
Botax	32	127	56	595	—	—							

INDEX—continued

ARTICLES.	IMPORTS		EXPORTS				ARTICLES	IMPORTS		EXPORTS			
	Abstract Tables	General Imports	INDIAN MERCHANDISE		FOREIGN MERCHANDISE			Abstract Tables	General Imports	INDIAN MERCHANDISE		FOREIGN MERCHANDISE	
			Abstract Tables	General Exports	Abstract Tables	General Exports				Abstract Tables	General Exports	Abstract Tables	General Exports
	Page	Page	Page	Page	Page	Page	Page	Page	Page	Page	Page	Page	Page
Cotton—continued													
Manufactures—contd.													
Hosiery :	55	1000	—	—	—	—							
Stockings and socks . . .	47	473	—	—	—	—							
Underwear	47	474	64	779	78	943							
Other sorts	47	475	—	—	78	944							
Lace and patent net . . .	47	476	—	—	78	944							
Piece goods—													
Grey (unbleached)—													
Plain grey :													
Chádars	47	476	—	—	—	—							
Dhutis, Sáris, and Scarves .	47	477	—	—	—	—							
Drills and Jeans	47	477	—	—	—	—							
Flannel and flannelettes . .	47	477	—	—	—	—							
Jaconets, including Madapollams, Mulls, and Cambrics	47	478	—	—	—	—							
Longcloth and Shirtings . . .	47	478	—	—	—	—							
Printers	47	478	—	—	—	—							
Sheetings	47	479	—	—	—	—							
T. cloth and Domestic	47	479	—	—	—	—							
Unspecified descriptions	47	479	—	—	—	—							
Bordered grey :													
Chádars	48	481	—	—	—	—							
Dhutis, Sáris, and Scarves . . .	48	481	—	—	—	—							
Drills and Jeans	48	481	—	—	—	—							
Flannel and flannelettes	48	481	—	—	—	—							
Jaconets, including Madapollams, Mulls, and Cambrics	48	481	—	—	—	—							
Longcloth and Shirtings	48	481	—	—	—	—							
Printers	48	482	—	—	—	—							
Sheetings	48	482	—	—	—	—							
T. cloth and Domestic	48	482	—	—	—	—							
Unspecified descriptions	48	482	—	—	—	—							
Grey (unbleached) :													
Chádars			65	730									
Drills and Jeans			65	731									
Longcloth and Shirtings	48, 55	483, 1001	65	732	73	944							
T. cloth and Domestic			65	731									
Unspecified descriptions			65	732									
White (bleached) :													
Chádars	48	483	65	784									
Checks, Spots, and Stripes	48	484	—	—	—	—							
Dhutis, Sáris, and Scarves	48	484	—	—	—	—							
Drills and Jeans	48	484	65	784									
Flannel and flannelettes	48, 55	485	—	—	73	945							
Jaconets, Madapollams, Mulls, Cambrics, and Muslins	48	485	—	—	—	—							
Lawns	48	486	—	—	—	—							
Longcloth and Shirtings	48	486	65	785									
Mulls	48	487	—	—	—	—							
Cotton—continued													
Manufactures—contd.													
Piece goods—contd.													
Whits (bleached)—contd.													
Nainsooks	48	487	—	—	—	—							
Sheetings	48	488	—	—	—	—							
T. cloth and Domestic	48, 55	488	65	785	73	946							
Twills	48	488	—	—	—	—							
Unspecified descriptions	48	489	65	786	—	—							
Coloured, printed, or dyed :													
Printed goods :													
Cambrics, including Madapollams, Muslins, Mulls, and Jaconets	48	491	—	—	—	—							
Chádars	48	491	—	—	—	—							
Checks, Spots, and Stripes	48	491	—	—	—	—							
Dhutis	48	492	—	—	—	—							
Drills and Jeans	48	492	—	—	—	—							
Flannel and flannelettes	48	493	—	—	—	—							
Lungis	48	493	—	—	—	—							
Prints and Chintz	48	494	—	—	—	—							
Sáris and Scarves	48	494	—	—	—	—							
Sateens	48	495	—	—	—	—							
Shirtings	48	495	—	—	—	—							
Twills	48	495	—	—	—	—							
Woven lungis and Sarongs	48	496	—	—	—	—							
Unspecified descriptions	48	496	—	—	—	—							
Dyed goods :													
Cambrics, including Madapollams, Muslins, Mulls, and Jaconets	48	497	—	—	—	—							
Chádars	48	498	—	—	—	—							
Checks, Spots, and Stripes	48	498	—	—	—	—							
Dhutis	48	499	—	—	—	—							
Drills and Jeans	49	499	—	—	—	—							
Flannel and flannelettes	49	500	—	—	—	—							
Italian cloth and Sateens	49	500	—	—	—	—							
Lungis	49	501	—	—	—	—							
Prints and Chintz	49	501	—	—	—	—							
Sáris and Scarves	49	502	—	—	—	—							
Shirtings	49	502	—	—	—	—							
Twills	49	503	—	—	—	—							
Woven lungis and Sarongs	49	503	—	—	—	—							
Unspecified descriptions	49	503	—	—	—	—							
Woven coloured goods :													
Cambrics, including Madapollams, Muslins, Mulls, and Jaconets	49	505	—	—	—	—							
Chádars	49	506	—	—	—	—							
Checks, Spots, and Stripes	49	506	—	—	—	—							
Coatings and Trouserings including Cashmeres, Serges and Tweeds	49	507	—	—	—	—							
Dhutis	49	507	—	—	—	—							
Drills and Jeans	49	508	—	—	—	—							
Flannel and flannelettes	49	508	—	—	—	—							
Lungis and Sarongs	49	509	—	—	—	—							
Prints and Chintz	49	509	—	—	—	—							
Sáris and Scarves	49	510	—	—	—	—							
Shirtings	49	510	—	—	—	—							
Twills	49	511	—	—	—	—							
Velvet and Velveteens	49	511	—	—	—	—							
Unspecified descriptions	49	511	—	—	—	—							
Coloured, printed, or dyed (total) :													
Cambrics, including Madapollams, Muslins, Mulls, and Jaconets	49, 55	514, 1001	—	—	—	—							

INDEX—continued

ARTICLES	IMPORTS		EXPORTS				ARTICLES	IMPORTS		EXPORTS			
	Abstract Tables	General Imports	INDIAN MERCHANDISE		FOREIGN MERCHANDISE			Abstract Tables	General Imports	INDIAN MERCHANDISE		FOREIGN MERCHANDISE	
			Abstract Tables	General Exports	Abstract Tables	General Exports				Abstract Tables	General Exports	Abstract Tables	General Exports
Page	Page	Page	Page	Page	Page	Page	Page	Page	Page	Page	Page	Page	
Earthenware, etc.— <i>contd.</i>													
Porcelain :													
Electrical	33, 53	161, 979	—	—	—	—							
Other kinds	33, 53	161, 980	—	—	—	—							
Electric carbon	36	215	—	—	—	—							
Electrical instruments (for details see under "Instruments, apparatus and appliances")													
" machinery (for details see under "Machinery and millwork")													
Electroplated ware	31	162	—	—	69	369							
Enamelled ironware	35	198	—	—	—	—							
Engine and Boiler. Packing—	43	366	—	—	—	—							
Engines Gas—(other than locomotives)	38	263	—	—	—	—							
" Oil—(locomotives)	38	261	—	—	—	—							
" Oil (other than locomotives)	38	264	—	—	—	—							
" Steam—(locomotives)	28	262	—	—	—	—							
" Steam—(other than locomotives)	38	265	—	—	—	—							
Engravings—See "Prints, engravings and pictures"													
Envelopes imported separately	43	379	—	—	—	—							
Envelopes. Writing-paper and—	55	995	—	—	72	923							
Essential oils	42	349	—	—	72	918							
" seeds (for details see under "Seeds")													
Eucalyptus oil	42	351	—	—	—	—							
Fans. Electric—and parts thereof	35	209	—	—	—	—							
Farina and potato flour	46	445	—	—	—	—							
Farinaceous foods	44	407	—	—	—	—							
Feathers	33	183	57	615	—	—							
Fennel seed	—	—	63	786	—	—							
Fenugreek seed	—	—	63	787	—	—							
Fermented liquors. Cider and other—	37	246	—	—	70	894							
Ferts of all descriptions	49	515	—	—	74	947							
Ferro-manganese ore	—	—	60	686	—	—							
Ferruginous ore	—	—	61	693	—	—							
Fibre	30	98	57	615	—	—							
Films. Cinematograph—	36	225	—	—	—	—							
Firearms	29, 53	85, 974	—	—	68	848							
Firebricks	30, 53	102, 976	—	—	—	—							
Firewood	52	578	67	837	—	—							
Fireworks	28	163	—	—	69	870							
Fish (excluding canned fish):													
" dry, salted	33	164	57	616	69	870							
" " unsalted	33	164	57	616	—	—							
" wet, salted (<i>ngapi</i>)	33	165	57	617	—	—							
" other sorts	33	165	—	—	—	—							
" oil	42	348	—	—	—	—							
Fishing rods and lines (included with "Sticks and whips")													
Fishmanure and guano	39	291	60	681	—	—							
Fishmaws and sharkans	32	165	57	617	69	871							
Fishplates. Rails, chairs and—(iron or steel) excluding those for railways	41, 54	823, 993	—	—	—	—							
Fishplates. Rails and—of steel and iron (for railways)	45, 55	418, 998	—	—	—	—							
Fittings. Umbrella—	61	555	—	—	—	—							
" Pipes and—(iron or steel)	41	322	60	690	71	909							
Fittings Tubes and—wrought (iron or steel)	41	330	60	690	71	910							
Flannel and flannelettes :													
Grey	47	477	—	—	—	—							
White	48	485	—	—	—	—							
Coloured	48	493	—	—	—	—							
Flax :													
Raw	49	520	65	796	—	—							
Twist and yarn	49, 55	520, 1002	65	797	—	—							
Manufactures—													
Bags and sacks	49	521	65	797	—	—							
Canvas	49, 55	521, 1002	—	—	—	—							
Piece goods	49, 55	521, 1002	—	—	—	—					74	952	
Thread, sewing	49	522	—	—	—	—					—	—	
Other sorts	49, 55	522, 1002	—	—	—	—					74	952	
Floor-cloth. Oil-cloth and—	48	363	62	717	72	921							
Flour mill machinery. Rice and—	39	278	—	—	—	—							
Flour, rice	34	188	58	641	—	—							
" wheat	34	188	58	642	—	—							
Fodder. Bran, and Pollards (excluding oilcake)	33	166	—	—	—	—							
Rice bran	—	—	57	618	—	—							
Other sorts of bran and pollards	—	—	57	618	—	—							
Other sorts of fodder	—	—	57	619	—	—							
Foods. Farinaceous—	44	407	—	—	—	—							
Frankincense. Olibanum or—	35	193	58	646	69	881							
French chalk	30	110	—	—	—	—							
Fruits and Vegetables :													
Fruits :													
Coconuts	34	167	58	620	69	871							
Other sorts	34	167	58	620	—	—							
Fresh vegetables of all kinds	34	169	—	—	—	—							
Onions	—	—	58	621	—	—							
Others	—	—	58	622	—	—							
Fruits and Vegetables : dried, salted, etc.—													
Almonds	34	169	—	—	—	—							
Currants and raisins	34	169	58	623	69	872							
Dates	34	170	—	—	—	—							
Other sorts	34	170	—	—	—	—							
Fuel oils	42	353	—	—	—	—							
Funnels, globes, and glass parts of lamps	34	180	—	—	—	—							
Furniture and cabinetware :													
Bedsteads	34	173	—	—	—	—							
Furniture of wood (other than bedsteads)	34	174	—	—	—	—							
Furniture of other materials (other than bedsteads)	34	175	58	625	69	874							
Mouldings	34	176	—	—	—	—							
Fuse, blasting	29	83	—	—	—	—							
Galangal	—	—	57	604	—	—							
Galvanised (iron or steel). Sheets and plates—	41	324	60	690	71	909							
Gambier. Cutch and—	33	154	57	608	69	865							
Games. Toys and requisites for—and sports	51	552	67	841	75	955							
Gas engines	28	263	—	—	—	—							
Gelatine	34	177	—	—	—	—							

INDEX—continued

ARTICLES	IMPORTS		EXPORTS				ARTICLES	IMPORTS		EXPORTS			
	Abstract Tables	General Imports	INDIAN MERCHANDISE		FOREIGN MERCHANDISE			Abstract Tables	General Imports	INDIAN MERCHANDISE		FOREIGN MERCHANDISE	
			Abstract Tables	General Exports	Abstract Tables	General Exports				Abstract Tables	General Exports	Abstract Tables	General Exports
Page	Page	Page	Page	Page	Page	Page	Page	Page	Page	Page	Page	Page	
Gelatine dynamite	29	34	—	—	—	—	Groundnut seeds	45	430	63	741	—	—
Generators	35	267	—	—	—	—	Guano. Fish manure and —	30	391	60	681	—	—
German-silver	41	303	—	—	—	—	Gums and Resins : Arabic	35	191	53	646	69	880
Ghi	44	409	62	726	—	—	Benjamin	35	192	53	646	69	880
Gun	37	248	—	—	—	—	Dammer	35	192	—	—	—	—
Ginger	46	443	64	755	73	933	Olibanum or frankincense	35	103	53	646	69	881
Gingergrass oil	—	—	61	702	—	—	Roain	35	193	53	647	69	881
Girders, Beams, pillars, — and bridge-work of iron or steel	41	318	—	—	—	—	Other sorts	35	194	53	647	69	882
Glass and glassware	—	—	58	627	—	—	Gunny bags (jute)	50	530	65	805	—	—
Bangles	34	178	—	—	—	—	" cloth "	50	531	65	810	—	—
Beads and false pearls	34	178	—	—	69	875	Gunpowder, black	29	87	—	—	63	840
Bottles and phials : Sodawater bottles	34	179	—	—	69	876	" smokeless	29	87	—	—	—	—
Others	34	179	—	—	—	—	Haberdashery and millinery: Lace and embroidery	49	523	—	—	—	—
Funnels, globes, and glass parts of lamps	34	180	—	—	—	—	Towels not in the piece	49	524	65	798	74	953
Scientific glassware	34	181	—	—	—	—	Other sorts	49	525	—	—	—	—
Sheet and plate	34	181	—	—	69	876	Hair of all kinds	35	195	—	—	—	—
Tableware (including decan- ters, etc.)	34	182	—	—	—	—	Hair. Manufactures of —	35	196	—	—	—	—
Other glassware	34, 53	182, 931	—	—	69	877	Hams. Bacon and —	44	401	—	—	—	—
Glue	34	184	—	—	—	—	Handkerchiefs and shawls in the piece (cotton)	—	—	64	779	73	942
Glow lamps, electric	36	213	—	—	—	—	Handkerchiefs	47	472	—	—	—	—
Glycerine	31	121	—	—	—	—	Shawls	47	472	—	—	—	—
Goat skins (dressed or tanned)	—	—	60	671	—	—	Hardware and cutlery, including agricultural implements and plated- ware	35	382	58	648	—	—
" " (raw)	—	—	59	655	—	—	Hardware, excluding cutlery and electro-plated ware : Agricultural implements	35	196	—	—	—	—
Goats, sheep and	—	—	56	583	—	—	Buckets of tinned or galvanised iron	35	196	—	—	—	—
Gold	1030, 1031, 1037	—	—	—	1030, 1031, 1035	—	Builder's hardware, such as locks, etc.	35	197	—	—	—	—
Gold and silver plate (Jewellery)	37	233	59	661	70	891	Domestic hardware (other than enamelled ironware)	35	198	—	—	—	—
" " " thread	29	78	—	—	—	—	Enamelled ironware	35	198	—	—	—	—
Goods of silk mixed with other materials	10	534	66	816	74	956	Gas mantles	35	199	—	—	—	—
Grain, Pulse, and Flour : Barley	34	184	58	627	—	—	Implements and tools (other than agricul- tural implements, etc.)	35	200	—	—	60	883
Beans (dry)	34	184	58	630	—	—	Lamps, metal	35	200	—	—	—	—
Gram	34	185	58	630	—	—	" glass	35	201	—	—	—	—
Jowar and bajra	34	185	58	628	—	—	Parts of lamps other than glass	35	202	—	—	—	—
Lentils	—	—	58	631	—	—	Safes and strong boxes of metal	35	202	—	—	—	—
Maize	—	—	58	629	—	—	Stoves	35	203	—	—	—	—
Oats	34	186	58	629	—	—	Other sorts	35	203	—	—	—	—
Pulse, other sorts	34	186	58	632	—	—	Harmoniums, Organs and —	35	220	—	—	—	—
Rice in the husk	34	187	59	635	—	—	Harness, Saddlery and —	37, 53	240, 984	60	676	—	—
Rice not in the husk : Rolled Rice	—	—	—	635	—	—	Hats, caps, bonnets, and hatter's ware	29	79	—	—	—	—
Cleaned rice	—	—	—	635	—	—	Hatter's ware. Hats, caps, bonnets, and —	29	79	—	—	—	—
Broken cleaned rice	—	—	—	636	—	—	Hay (included with " Fodder, etc.")	—	—	—	—	—	—
Other sorts	—	—	—	639	—	—	Hemp, manufactures of (excluding cordage) : Bags and sacks	50	527	—	—	—	—
Total rice not in the husk	34	187	59	640	69	879	Cloth	50	528	65	799	—	—
" " flour	34	188	58	641	—	—	Other sorts	50	528	—	—	—	—
Wheat	34	188	58	642	69	879	raw	50	527	65	798	—	—
" flour	34	188	58	642	—	—	Hides and Skins, raw : Hides, raw : Buffalo hides	35	206	58	650	70	885
Other sorts	34	189	58	643	69	879	Cow hides	—	—	58	650	—	—
Gram	34	185	58	630	—	—							
Graphite	43	365	62	713	—	—							
Graphite crucibles	35	191	—	—	—	—							
Grease	46	456	—	—	—	—							
Groundnut cake	—	—	62	714	—	—							
" oil	43	359	61	708	—	—							

INDEX—continued

ARTICLES	IMPORTS		EXPORTS				ARTICLES	IMPORTS		EXPORTS			
	Abstract Tables	General Imports	INDIAN MERCHANDISE		FOREIGN MERCHANDISE			Abstract Tables	General Imports	INDIAN MERCHANDISE		FOREIGN MERCHANDISE	
			Abstract Tables	General Exports	Abstract Tables	General Exports				Abstract Tables	General Exports	Abstract Tables	General Exports
Hides and skins, raw— <i>contd.</i>	Page	Page	Page	Page	Page	Page	Page	Page	Page	Page	Page	Page	Page
Hides, raw— <i>contd.</i>													
Calf skins—													
Buffalo calf skins . . .	—	—	58	651	—	—							
Cow calf skins . . .	—	—	58	652	—	—							
Other hides . . .	35	206	58	653	70	885							
Skins, raw :													
Goat skins . . .			59	654									
Sheepskins . . .	35	206	59	655	70	885							
Other skins . . .			59	655									
Cuttings of hides and skins (raw) . . .	—	—	59	658	—	—							
Hides, tanned or dressed :													
Buffalo hides . . .			59	657									
Cow hides . . .			59	658									
Calf skin . . .	37	236	59	659	70	892							
Other hides . . .			59	670									
High speed. Tool steel . . .	41	314	—	—	—	—							
Hoops and strips (iron or steel) . . .	41, 54	320, 990	60	689	71	907							
Hops . . .	35	208	—	—	70	877						70	886
Hornmeal . . .	39	291	60	682	—	—							
Horns, tips and pieces of horn . . .	35	208	59	658	70	889						70	887
Horses . . .	29	76	56	582	68	846						70	887
Hosiery (cotton) . . .	55	1100	64	779	73	943							
„ (wool) . . .	50, 55	540, 1002	—	—	—	—							
Household and laundry soap	46	437	—	—	—	—							
Indigo . . .	—	—	57	609	—	—							
„ synthetic . . .	33	156	—	—	—	—							
Ingots, blocks, and bars (aluminium) . . .	40	295	—	—	—	—							
Ingots, blooms, billets, and slabs (steel) . . .	41	316	—	—	—	—							
„ Tiles, —, cakes, and bricks and slabs of unwrought copper . . .	40	303	—	—	71	905							
Instruments, apparatus, and appliances, and parts there- of—													
Electrical :					70	885							
Electric fans and parts thereof . . .	35	309	—	—	—	—							
Electric wires and cables :													
Rubber, insulated . . .	35	210	—	—	—	—							
Insulations, other than rubber . . .	35	210	—	—	—	—							
Telegraph and telephone wires and cables . . .	35	211	—	—	—	—							
Bare Copper wire (Electrolytic) . . .	35	211	—	—	—	—							
Telegraph and telephone instruments, and apparatus . . .	36	212	—	—	—	—							
Electric carbon . . .	36	215	—	—	—	—							
Electric lamps and parts thereof :													
Electric glow lamps . . .	36	218	—	—	—	—							
Electric lamps, other sorts	36	218	—	—	—	—							
Parts and accessories of electric lamps . . .	36	214	—	—	—	—							
Batteries . . .	36	214	—	—	—	—							
Carbons, electric (includ- ing furnace electrodes)	36	215	—	—	—	—							
Accumulators (including parts) . . .	36	215	—	—	—	—							
Condensers, electric . . .	36	215	—	—	—	—							
Electric bell apparatus (not telegraphic or telephonic) . . .	36	216	—	—	—	—							
Electric lighting, acces- sories and fittings (including switches) . . .	36	216	—	—	—	—							
Instruments, apparatus, etc. — <i>contd.</i>													
Electrical— <i>contd.</i>													
Electrical instruments (other than telegraphic and telephonic) :													
Meters . . .	36	217	—	—	—	—							
Others . . .	36	217	—	—	—	—							
Electro-medical appara- tus (including X-ray apparatus) . . .	36	217	—	—	—	—							
Switch boards (other than telegraph and telephone) . . .	36	218	—	—	—	—							
Electrical goods and apparatus not enu- merated . . .	36	218	—	—	—	—							
Musical : . . .	53	982	59	659	—	—							
Organs and Harmoniums, complete . . .	36	220	—	—	—	—							
Piano and piano players, complete . . .	36	221	—	—	—	—							
Talking machines and accessories : . . .													
Talking Machines . . .	36	221	—	—	—	—							
Records . . .	36	222	—	—	—	—						70	886
Accessories . . .	36	222	—	—	—	—							
Other sorts . . .	36	223	—	—	—	—						70	887
Optical . . .	36	225	—	—	—	—						70	887
Photographic . . .	53	982	—	—	—	—						70	888
Cinematograph films . . .	36	225	—	—	—	—							
Photographic (other than cinematograph films)	36	226	—	—	—	—							
Scientific and philosophical	36	227	—	—	—	—							
Surgical . . .	36	228	—	—	—	—							
Wireless apparatus . . .	36	229	—	—	—	—							
Other kinds . . .	36, 53	229, 983	59	659	70	888							
Iron (for details see under "Metals") . . .													
Iron or steel (for details see under "Metals") . . .													
Ironware. Enamelled — . . .	36	198	—	—	—	—							
Ivory, unmanufactured . . .	36	231	59	660	70	890							
„ manufactured . . .	36	232	59	660	70	890							
Jaconets including Madapol- lams, Mulls, and Cambrics (Grey) . . .	47	478	—	—	—	—							
„ Madapollams, Mulls, Cambrics and Muslins (White) . . .	47	485	—	—	—	—							
„ (Coloured) (included with "Cambrics, etc.") . . .													
Jadestone . . .	—	—	59	660	—	—							
Jams and jellies . . .	44	410	—	—	—	—							
Japaneseware. Chinese and—	32	184	—	—	—	—						68	856
Jarrah wood . . .	52	570	—	—	—	—							
Jowar and bájra . . .	34	185	58	628	—	—							
Jeans. Drills and —													
Grey . . .	47	477	65	781	—	—							
White . . .	48	484	65	784	—	—							
Coloured . . .	49	514	65	788	—	—							
Jellies. Jams and — . . .	44	410	—	—	—	—							
Jewellery, also plate of gold and silver :													
Jewellery . . .	37	282	59	661	70	890							
Plate of gold and silver . . .	37	283	59	661	70	891							
Jinjill. Til or — (Sesa- mum) oil . . .	43	360	61	710	—	—							
„ Til or — seed . . .	45	432	63	745	—	—							
Jute—(Textile) machinery . . .	33	283	—	—	—	—							
„ raw . . .	50	529	65	800	—	—							
„ twist and yarn . . .	50	529	65	801	—	—							

INDEX—continued

ARTICLES	IMPORTS		EXPORTS				ARTICLES	IMPORTS		EXPORTS			
	Abstract Tables	General Imports	INDIAN MERCHANDISE		FOREIGN MERCHANDISE			Abstract Tables	General Imports	INDIAN MERCHANDISE		FOREIGN MERCHANDISE	
			Abstract Tables	General Exports	Abstract Tables	General Exports				Abstract Tables	General Exports	Abstract Tables	General Exports
	Page	Page	Page	Page	Page	Page	Page	Page	Page	Page	Page	Page	
Jute—manufactures of:	—	—	—	—	—	—	—	—	—	—	—	—	
Canvas	50	529	65	801	—	—	—	—	—	—	—	—	
Gunny bags (Total)	50	530	65	805	—	—	—	—	—	—	—	—	
Gunny cloth (Total)	50	531	66	810	—	—	—	—	—	—	—	—	
Hessian gunny bags	—	—	65	804	—	—	—	—	—	—	—	—	
Hessian gunny cloth	—	—	66	809	—	—	—	—	—	—	—	—	
Rope and twine	50	531	66	812	—	—	—	—	—	—	—	—	
Sacking gunny bags	—	—	65	802	—	—	—	—	—	—	—	—	
Sacking gunny cloth	—	—	66	808	—	—	—	—	—	—	—	—	
Other kinds	50	531	66	813	—	—	—	—	—	—	—	—	
Kepok	—	—	59	662	—	—	—	—	—	—	—	—	
Kernel or copra, Coconut	45	429	68	740	—	—	—	—	—	—	—	—	
Kerosene oil (in bulk)	42	354	—	—	—	—	—	—	—	—	—	—	
" (in tins)	42	354	61	705	72	918	—	—	—	—	—	—	
Keys, Sleepers and — of steel and iron (Railway)	45, 55	418, 998	—	—	—	—	—	—	—	—	—	—	
Knitting, Sewing and — machines	39	279	—	—	—	—	—	—	—	—	—	—	
" Parts of sewing and — machines	39	279	—	—	—	—	—	—	—	—	—	—	
" wool. Yarn and —	50	538	—	—	—	—	—	—	—	—	—	—	
Lac:													
Button	37	235	59	663	—	—	—	—	—	—	—	—	
Seed	37	235	59	663	—	—	—	—	—	—	—	—	
Shell	37	235	59	664	—	—	—	—	—	—	—	—	
Stick	37	235	59	665	—	—	—	—	—	—	—	—	
Other kinds (excluding Lac-dye)	37	235	59	665	—	—	—	—	—	—	—	—	
Lace and embroidery (haberdashery)	49	523	—	—	—	—	—	—	—	—	—	—	
Lace and patent net (cotton)	47	476	—	—	73	944	—	—	—	—	—	—	
Lacquered-ware of Foreign manufacture (Included with "Chinese and Japanese ware, etc.")	—	—	—	—	—	—	—	—	—	—	—	—	
Lacquered-ware of Indian manufacture	—	—	59	667	—	—	—	—	—	—	—	—	
Lametta	29	79	—	—	—	—	—	—	—	—	—	—	
Lamps, Glow	36	213	—	—	—	—	—	—	—	—	—	—	
" glass	35	201	—	—	—	—	—	—	—	—	—	—	
" metal	35	200	—	—	—	—	—	—	—	—	—	—	
Lard	44	411	62	727	—	—	—	—	—	—	—	—	
Launches and boats (included with "Ships, etc.")	—	—	—	—	—	—	—	—	—	—	—	—	
Laundry soap, Household and —	46	487	—	—	—	—	—	—	—	—	—	—	
Lavender oil	42	351	—	—	—	—	—	—	—	—	—	—	
Lead (for details see under "Metals")	—	—	—	—	—	—	—	—	—	—	—	—	
Leather—													
Artificial leather	37	233	—	—	—	—	—	—	—	—	—	—	
Hides, tanned or dressed:													
Buffalo hides	—	—	59	667	—	—	—	—	—	—	—	—	
Cow hides	—	—	59	668	—	—	—	—	—	—	—	—	
Calf skins	—	—	59	669	—	—	—	—	—	—	—	—	
Buffalo Calf skins	37	236	59	669	70	892	—	—	—	—	—	—	
Cow Calf skins	—	—	59	669	—	—	—	—	—	—	—	—	
Other hides	—	—	59	670	—	—	—	—	—	—	—	—	
Leather, cloth	37	237	—	—	—	—	—	—	—	—	—	—	
" belting	29	92	60	676	—	—	—	—	—	—	—	—	
Skins, tanned or dressed:													
Goat skins	—	—	60	671	—	—	—	—	—	—	—	—	
Sheep skins	37	236	60	671	70	892	—	—	—	—	—	—	
Other skins	—	—	60	672	—	—	—	—	—	—	—	—	
Unwrought	37, 53	237, 934	60	674	70	892	—	—	—	—	—	—	
Leather—contd.													
Manufactures (excluding boots and shoes and belting for machinery); Bags and trunks	37	238	60	675	—	—	—	—	—	—	—	—	
Belting	—	—	60	676	—	—	—	—	—	—	—	—	
Pickers	37	239	—	—	—	—	—	—	—	—	—	—	
Picking bands and straps	37	239	—	—	—	—	—	—	—	—	—	—	
Roller skins	37	240	—	—	—	—	—	—	—	70	893	—	
Saddlery and harness	27, 53	240, 984	60	676	—	—	—	—	—	—	—	—	
Other sorts	27, 53	240, 984	60	676	—	—	—	—	—	—	—	—	
Leather tanning and curing machinery	38	274	—	—	—	—	—	—	—	—	—	—	
Lemon oil	42	351	—	—	—	—	—	—	—	—	—	—	
Lentils	—	—	58	681	—	—	—	—	—	—	—	—	
Lime, Chalk and — (excluding French chalk)	30	165	56	689	—	—	—	—	—	—	—	—	
Linsed cake	—	—	62	715	—	—	—	—	—	—	—	—	
Linsed oil	43	360	61	709	72	920	—	—	—	—	—	—	
" seed	45	430	63	742	—	—	—	—	—	—	—	—	
Liquours	37	247	—	—	—	—	—	—	—	—	—	—	
Liquors:													
Ale, beer, and porter:	54	384	—	—	—	—	—	—	—	70	894	—	
Ale and beer:													
in bottle	37	244	—	—	—	—	—	—	—	—	—	—	
in bulk	37	244	—	—	—	—	—	—	—	—	—	—	
Stout and porter:													
in bottle	37	245	—	—	—	—	—	—	—	—	—	—	
in bulk	37	245	—	—	—	—	—	—	—	—	—	—	
Cider and other fermented liquors	37	245	—	—	—	—	—	—	—	70	894	—	
Spirit—													
Brandy	37	247	—	—	—	—	—	—	—	70	894	—	
Gin	37	245	—	—	—	—	—	—	—	—	—	—	
Liquours	37	248	—	—	—	—	—	—	—	—	—	—	
Rum	37	249	—	—	—	—	—	—	—	—	—	—	
Whisky	37, 54	250, 984	60	678	70	894	—	—	—	—	—	—	
Spirit, present in drugs, medicines, or chemicals	37	250	—	—	—	—	—	—	—	—	—	—	
Spirit, perfumed	37	251	—	—	—	—	—	—	—	—	—	—	
" denatured	37	252	—	—	—	—	—	—	—	—	—	—	
Other sorts of spirit	37	253	—	—	—	—	—	—	—	70	895	—	
Wines—													
Champagne and other sparkling wines	38	255	—	—	—	—	—	—	—	—	—	—	
Port	38	256	—	—	—	—	—	—	—	71	896	—	
Still red wines other than port	38	256	—	—	—	—	—	—	—	71	897	—	
Sherry, Madeira, and Marsala	38, 54	257, 985	—	—	—	—	—	—	—	—	—	—	
Still white wines (other than Sherry, Madeira, and Marsala)	38	258	—	—	—	—	—	—	—	71	897	—	
Other sorts (including Vermont and ginger wine)	28	258	—	—	—	—	—	—	—	71	898	—	
Other sorts of liquor	—	—	60	678	—	—	—	—	—	—	—	—	
Lithographing materials, Printing and — (excluding paper) (see "Printing and Lithographing machinery, etc.")	—	—	—	—	—	—	—	—	—	—	—	—	
Locomotive engines and tenders (railway) and parts thereof	45, 55	417, 998	—	—	—	—	—	—	—	—	—	—	
Locomotives (excluding those for railways)	—	—	—	—	—	—	—	—	—	71	899	—	
For details (see under "machinery.")	—	—	—	—	—	—	—	—	—	—	—	—	

INDEX—continued

ARTICLES	EXPORTS						ARTICLES	EXPORTS					
	IMPORTS		INDIAN MERCHANDISE		FOREIGN MERCHANDISE			IMPORTS		INDIAN MERCHANDISE		FOREIGN MERCHANDISE	
	Abstract Tables	General Imports	Abstract Tables	General Exports	Abstract Tables	General Exports		Abstract Tables	General Imports	Abstract Tables	General Exports	Abstract Tables	General Exports
	Page	Page	Page	Page	Page	Page		Page	Page	Page	Page	Page	Page
Longcloth and Shirtings :							Machinery and Millwork—						
Grey	48	483	65	782	—	—	<i>cond.</i>						
White	48	486	65	785	—	—	Steam engines and parts	58	985	—	—	—	—
Lubricating oils :							Sugar machinery . . .	39	280	—	—	—	—
Batching oils . . .	42	355	—	—	—	—	Tea machinery . . .	39	280	—	—	—	—
Other lubricating oils .	42	355	—	—	—	—	Textile machinery :						
Machinery and Millwork :			60	678	—	—	Cotton :						
Prime movers (other than electrical) :							Cotton bleaching and dyeing machinery	39	280	—	—	—	—
Locomotives (excluding those for railways) .	—	—	—	—	71	900	Cotton printing machinery . . .	39	280	—	—	—	—
Oil-engines . . .	38	261	—	—	—	—	Cotton spinning machinery . . .	39	281	—	—	—	—
Parts of oil engines .	38	262	—	—	—	—	Cotton weaving machinery . . .	39	281	—	—	—	—
Steam engines . . .	38	262	—	—	—	—	Cotton, other sorts . . .	39	282	—	—	—	—
Parts of steam engines	38	263	—	—	71	900	Jute	39	283	—	—	—	—
Others	38	263	—	—	—	—	Shuttles	39	283	—	—	—	—
Other than Locomotives—							Wool machinery . . .	39	283	—	—	—	—
Gas engines	38	263	—	—	—	—	Other sorts	39	284	—	—	—	—
Parts of gas engines	38	264	—	—	—	—	Typewriters	39	285	—	—	—	—
Oil-engines	38	264	—	—	—	—	Parts of Typewriters . .	39	286	—	—	—	—
Parts of oil engines .	38	265	—	—	—	—	Other sorts of machinery	39, 54	286, 985	60	678	71	901
Steam-engines . . .	38, 54	265, 985	—	—	—	—	Madapollams (grey and white) (included with "Jaconets, etc.")						
Parts of steam engines	38	266	—	—	—	—	" (coloured) (included with "Cambric, etc.")						
Others	38	266	—	—	—	—	Madeira and Marsala Sherry—	38	257	—	—	71	897
Electrical machinery of all kinds :							Maize	—	—	58	629	—	—
Control and Switchgear	38	267	—	—	—	—	Manganese ore	—	—	61	698	—	—
Generators	38	267	—	—	71	901	Manures :						
Motors	38	268	—	—	—	—	Artificial and mineral :						
Transformers	38	269	—	—	—	—	Muriate of potash . . .	39	288	—	—	—	—
Turbo-generating sets .	38	269	—	—	—	—	Nitrate of soda	39	288	—	—	—	—
Other kinds	38	269	—	—	—	—	Sulphate of ammonia . .	39	289	60	682	—	—
Machinery, not being prime movers—							Others	39	289	60	—	—	—
Aerated water making machinery . . .	38	271	—	—	—	—	Bones	39	290	60	680	—	—
Agricultural machinery and parts . . .	38	272	—	—	—	—	Crushed	—	—	60	679	—	—
Ploughs and parts . . .	38	272	—	—	—	—	Uncrushed	—	—	60	680	—	—
Other sorts	38	272	—	—	—	—	Bone meal	—	—	60	680	—	—
Boilers	38	273	—	—	—	—	Fish Guano	—	—	60	681	—	—
Boot and shoe manufacturing machinery .	38	274	—	—	—	—	Fish Manures	39	291	60	681	—	—
Leather tanning and curing machinery .	38	274	—	—	—	—	Hornmeal	39	291	60	682	—	—
Machines tools	38	274	—	—	—	—	Other kinds	39	291	60	682	—	—
Metal working machinery	38	275	—	—	—	—	Maps and charts (included with "Books and printed matter")						
Mining machinery :							Marble, Stone and—	46	449	64	760	73	936
Coal	39	275	—	—	—	—	" " articles of—	46	450	—	—	—	—
Other sorts	39	275	—	—	—	—	Marsala, Sherry, Madeira and—	38	257	—	—	71	897
Oil crushing and refining machinery . .	39	276	—	—	—	—	Matches	—	—	—	—	71	902
Paper mill machinery . . .	39	277	—	—	—	—	Safety	40	292	—	—	—	—
Refrigerating machinery . . .	39	277	—	—	—	—	Other sorts	40	292	—	—	—	—
Rice and flour mill machinery	39	278	—	—	—	—	Match making materials—						
Saw mill and wood working machinery .	39	278	—	—	—	—	Undipped splints	40	293	—	—	—	—
Sewing and knitting machinery and parts—							Veneers for match boxes and empty boxes	40	293	—	—	—	—
Sewing and knitting machines . . .	39	279	—	—	—	—	Materials, Building and engineering— (for details see under "Building and engineering materials")						
Parts of sewing and knitting machines .	39	279	—	—	—	—	" Fencing—	41	319	—	—	—	—
							" Painters'—	—	—	62	716	—	—

INDEX—continued

ARTICLES	IMPORTS		EXPORTS				ARTICLES	IMPORTS		EXPORTS			
	Abstract Tables	General Imports	INDIAN MERCHANDISE		FOREIGN MERCHANDISE			Abstract Tables	General Imports	INDIAN MERCHANDISE		FOREIGN MERCHANDISE	
			Abstract Tables	General Exports	Abstract Tables	General Exports				Abstract Tables	General Exports	Abstract Tables	General Exports
	Page	Page	Page	Page	Page	Page	Page	Page	Page	Page	Page	Page	Page
Materials, Printing and lithographing — (excluding paper).	55	996	62	724	72	916							
" Pulp of wood and other — for making paper . . .	44	388	—	—	—	—							
" for making paper. Rags and other —	44	388	—	—	—	—							
" Railway — for construction (for details see under " Railway plant and rolling-stock")													
" Telegraphs— for construction of	47, 55	460, 7000	—	—	—	—							
" Telephones . . .	47	460	—	—	—	—							
Mats and matting . . .	40	294	60	688	71	908							
Mechanically propelled vehicles (for details see under " Vehicles, etc.")													
Medicines. Drugs and — (for details see under " Drugs and Medicines")													
Mercerised cotton yarn . . .	47	469	—	—	—	—							
Metal working machinery . . .	39	275	—	—	—	—							
Metals and ores :													
Aluminium:													
Unwrought (Ingots, blocks, bars)	40	295	—	—	—	—							
Wrought :													
Circles . . .	40	295	—	—	—	—							
Sheets . . .	40	295	—	—	—	—							
Other manufactures . . .	40	296	—	—	—	—							
Antifriction metal . . .	40	297	—	—	—	—							
Brass, Bronze, and similar alloys :													
Unwrought . . .	40	298	60	684	—	—							
Wrought :													
Mixed or yellow metal, for sheathing . . .	40, 54	298, 985	60	684	71	904							
Rods . . .	40	299	—	—	—	—							
Sheets . . .	40	299	—	—	—	—							
Tubes . . .	40	300	—	—	—	—							
Wire . . .	40	300	—	—	—	—							
Other sorts . . .	40	301	—	—	71	904							
Chromite (chrome iron ore)	—	—	60	685	—	—							
Copper :													
Ore . . .	40	303	60	685	—	—							
Old, for re-manufacture	40	303	—	—	—	—							
Unwrought :													
Tiles, ingots, cakes, bricks, and slabs	40	303	—	—	71	905							
Other sorts . . .	40	304	—	—	71	905							
Wrought :													
Braziers . . .	40	305	—	—	—	—							
Rods . . .	40	305	—	—	—	—							
Sheets . . .	40	305	60	686	—	—							
Tubes . . .	40	306	—	—	—	—							
Wire excluding wire of telegraph, etc. . .	40	306	—	—	—	—							
Other manufactures . . .	40	307	60	686	—	—							
Ferro-manganese . . .	—	—	60	686	—	—							
German silver . . .	41	309	—	—	—	—							
Metals and ores—contd.													
Iron—contd.													
Manufactures—													
Angle and tee, bolt, and rod . . .	41, 54	310, 982	—	—	—	—							
Bars and channel . . .	41, 54	311, 988	—	—	—	—							
Rice bowls . . .	41	311	—	—	—	—							
Steel:													
Angle and tee . . .	41	312	—	—	—	—							
Spring . . .	41	313	—	—	—	—							
Bars . . .	41	313	—	—	—	—							
Channels . . .	41	313	—	—	—	—							
Cast :													
Tool steel—													
High speed . . .	41	314	—	—	—	—							
Carbon . . .	41	315	—	—	—	—							
Cast steel bars . . .	41	315	—	—	—	—							
Other cast steel . . .	41	316	—	—	—	—							
Ingots, blooms, billets, and slabs	41	316	—	—	—	—							
Iron or steel:													
Ore . . .	—	—	60	687	—	—							
Pig . . .	—	—	60	687	—	—							
Manufactures—													
Anchors and cables . . .	41, 54	317, 989	60	687	71	906							
Angle, bolt, and rod . . .	—	—	60	688	71	906							
Bars and channel . . .	—	—	60	688	71	907							
Beams, channels, pillars, girders, and bridge work	41	318	—	—	—	—							
Bolts and nuts . . .	41	318	—	—	—	—							
Fencing materials . . .	41	319	—	—	—	—							
Hoops and strips . . .	41, 54	320, 990	60	689	71	907							
Nails, rivets, and washers . . .	41, 54	320, 990	60	689	71	908							
Old, for remanufacture . . .	41	321	60	689	71	908							
Pipes and fittings, cast	41	322	60	689	71	909							
Rails, chairs, and fish-plates (excluding those for railways) . . .	41, 54	323, 990	—	—	—	—							
Screws . . .	41	323	—	—	—	—							
Sheets and plates, galvanised	—	—	60	690	71	909							
Corrugated . . .	41	324	—	—	—	—							
Plain . . .	41	324	—	—	—	—							
Tinned—	41	325	—	—	—	—							
Tin plates . . .	41	325	—	—	—	—							
Other sorts . . .	41	325	—	—	—	—							
Not galvanised or tinned :													
Sheets up to 1/4 inch thick	41	326	—	—	—	—							
Plates over 1/4 inch thick	41	327	—	—	—	—							
Other sorts . . .	41	327	—	—	—	—							
Tubes, pipes and fittings, wrought	41	330	60	690	71	910							
Wire . . .	41, 54	330, 991	—	—	71	911							
" nails . . .	41	331	—	—	—	—							
" rope, black . . .	41	332	—	—	—	—							
" rope, galvanised . . .	41	332	—	—	—	—							
Other manufactures of iron or steel . . .	41, 54	333, 991	60	691	71	911							
Lead :													
Unwrought:													
Ore . . .	42	335	—	—	72	913							
Pig . . .	42, 54	336, 992	61	692	72	913							
Other sorts . . .	42	336	61	693	72	913							
Wrought :													
Sheets . . .	42, 54	337, 992	—	—	—	—							
Pipes and tubes . . .	42	337	—	—	—	—							
Sheets for tea chests . . .	42	338	—	—	—	—							
Other sorts . . .	42, 54	338, 992	61	693	—	—							

INDEX—continued

ARTICLES	IMPORTS		EXPORTS				ARTICLES	IMPORTS		EXPORTS			
			INDIAN MERCHANDISE		FOREIGN MERCHANDISE					INDIAN MERCHANDISE		FOREIGN MERCHANDISE	
	Abstract Tables	General Imports	Abstract Tables	General Exports	Abstract Tables	General Exports		Abstract Tables	General Imports	Abstract Tables	General Exports	Abstract Tables	General Exports
	Page	Page	Page	Page	Page	Page		Page	Page	Page	Page	Page	Page
Metals and Ores—contd.													
Quicksilver	42	339	—	—	72	914							
Solder	42	340	—	—	—	—	Myrobalans	—	—	57	610	—	—
Tin :							Nails, rivets, and washers of iron or steel	41, 54	320, 990	60	689	71	908
Ore	—	—	61	694	—	—	Nainsooks (white)	48	487	—	—	—	—
Unwrought (block)	42, 54	340, 993	61	694	72	915	Napthalene	31	119	—	—	—	—
Wrought (including plates or sheets, not tinned iron)	42, 54	341, 993	61	694	—	—	Natural science. Specimens illustrative of	46	440	63	752	73	931
Wolfram ore	—	—	61	694	—	—	Net. Lace and patent (cotton)	47	476	—	—	73	944
Zinc or Spelter :							News printing paper	43	376	—	—	—	—
Unwrought	42	342	—	—	—	—	Ngapl. Fish, wet, salted	33	165	57	617	—	—
Wrought or manufactured	42, 54	342, 994	61	695	72	916, 918	Niger seed	—	—	63	744	—	—
Other sorts	42	343	—	—	—	—	Nitrate of soda	39	288	—	—	—	—
Unenumerated metals	42, 54	344, 994	61	695	72	916	Nitric acid	31	112	—	—	—	—
„ ores	42, 54	345, 995	61	695	72	917	Nolls. Silk yarn, —, and warps	50	534	—	—	74	951
Mica :							Note and letter paper	43	378	—	—	—	—
In Blocks	42	347	61	699	—	—	Notes, Currency	1036, 1043	—	—	—	1036, 1043	—
„ Splittings	42	347	61	699	—	—	Nutmegs	40	443	64	758	73	931
Milk, condensed and preserved, etc.	45	411	—	—	—	—	Nuts. Bolts and — (iron or steel)	41	318	—	—	—	—
Military stores (included with "Arms, etc.")	—	—	—	—	—	—	Nux vomica (Strychnia)	—	—	57	605	—	—
Millboard. Pasteboard, —, and cardboard of all kinds	55	993	62	720	72	924	Oats	34	186	58	629	—	—
Millinery. Haberdashery and —	49	523	65	793	74	953	Oilcakes :						
Millwork. Machinery and — (for details see under "Machinery and Millwork.")	—	—	—	—	—	—	Castor cake	—	—	62	714	—	—
Mineral manures, Artificial and — (For details see under "Manures")	—	—	—	—	—	—	Coconut cake (Punac)	—	—	62	714	—	—
Mining machinery :							Cotton cake	—	—	62	714	—	—
Coal	39	275	—	—	—	—	Groundnut cake	43	363	62	714	—	—
Other sorts	39	275	—	—	—	—	Linseed Cake	—	—	—	715	—	—
Mixed or yellow metal, for sheathing	40	298	60	684	71	902	Rape and Sesamum Cake	—	—	—	716	—	—
Monazite	—	—	61	700	—	—	Others	—	—	62	716	—	—
Molasses	46	452	64	763	73	938	Oil-cloth and floor-cloth	43	383	62	717	72	92
Morphia	33	147	—	—	—	—	Oil crushing and refining machinery	39	276	—	—	—	—
„ Preparations of Opium and —	33	147	—	—	—	—	Oil-engines (locomotives)	38	261	—	—	—	—
Motor cars	52	561	—	—	—	—	„ (other than locomotives)	38	264	—	—	—	—
„ covers (Pneumatic)	45	422	—	—	—	—	Oils :						
„ cycles	52	562	—	—	—	—	Animal :						
„ cycle covers (Pneumatic)	45	422	—	—	—	—	Fish oil	42	348	61	700	72	911
Motor cycle tubes (Pneumatic)	45	423	—	—	—	—	Other kinds	42	348	—	—	72	911
Motor Omnibuses, etc.	52	563	—	—	—	—	Essential :	—	—	—	—	—	—
„ (machinery)	38	263	—	—	—	—	Synthetic	42	349	—	—	—	—
„ tubes (Pneumatic)	45	421	—	—	—	—	Natural :						
Mouldings	34	176	—	—	—	—	Almond	42	349	—	—	—	—
Mowa or mowa seed	—	—	68	743	—	—	Bergamot	42	349	—	—	—	—
Mulla (white)	48	487	—	—	—	—	Cajuputi	42	350	—	—	—	—
Mulla (grey) (included with "Jaconets, etc.")	—	—	—	—	—	—	Camphor	42	350	—	—	—	—
„ (coloured) (included with "Cambrics, etc.")	—	—	—	—	—	—	Cinnamon	—	—	61	703	—	—
Muriate of Potash	39	288	—	—	—	—	Citronella	—	—	61	702	—	—
Musical instruments	53	982	59	659	70	886	Cloves	42	350	—	—	—	—
Muslins (coloured) (included with "Cambrics, etc.")	—	—	—	—	—	—	Dill	42	350	—	—	—	—
„ (white) (included with "Jaconets, etc.")	—	—	—	—	—	—	Eucalyptus	42	351	—	—	—	—
Mustard seed	45	481	68	743	—	—	Ginger grass	—	—	61	702	—	—
„ or rape oil	43	360	61	710	—	—	Lavender	42	351	—	—	—	—
Myrobalan extracts	33	187	57	611	—	—	Lemon	42	351	—	—	—	—
							Otto Rose	42	351	—	—	—	—
							Palma Rosa	—	—	61	702	—	—
							Peppermint	42	352	—	—	—	—
							Sandalwood	—	—	61	701	—	—
							Thymol	—	—	61	702	—	—
							Other sorts	42	352	61	703	—	—

INDEX—continued

ARTICLES	IMPORTS		EXPORTS				ARTICLES	IMPORTS		EXPORTS			
	Abstract Tables	General Imports	INDIAN MERCHANDISE		FOREIGN MERCHANDISE			Abstract Tables	General Imports	INDIAN MERCHANDISE		FOREIGN MERCHANDISE	
			Abstract Tables	General Exports	Abstract Tables	General Exports				Abstract Tables	General Exports		
	Page	Page	Page	Page	Page	Page		Page	Page	Page	Page	Page	Page
Oils— <i>contd.</i>							Paints and Painters' materials— <i>contd.</i>						
Miscral :							Red lead :						
Dangerous petroleum flashing below 76° F.	—	—	—	—	—	—	Genuine, dry	43	366	—	—	—	—
Benzine and petrol	—	—	61	705	—	—	Reduced "	43	366	—	—	—	—
Fuel oils	42	353	—	—	—	—	White lead :						
Kerosene (in bulk)	42	354	61	705	72	916	Genuine, dry	43	367	—	—	—	—
" (in tins)	42	354	—	—	—	—	" moist	43	367	—	—	—	—
Lubricating oils :							Reduced, dry	43	367	—	—	—	—
Batching oils	42	355	—	—	—	—	" moist	43	368	—	—	—	—
Other lubricating oils . . .	42	355	—	—	—	—	Zinc, white :						
Petroleum :							Genuine, dry	43	363	—	—	—	—
Dangerous flashing be- low 76° F.—Benzine, Benzol, Petrol, and other motor spirits	43	356	61	705	—	—	" moist	43	369	—	—	—	—
Paints, solutions, and compositions, flashing below 76° F.	43	357	—	—	—	—	Reduced, dry	43	369	—	—	—	—
Other kinds	43	357	61	705	72	919	" moist	43	369	—	—	—	—
Vegetable, non-essential :							Other sorts	43	370	62	718	—	—
Castor	43	358	61	706	—	—	Painters' materials :			62	719	—	—
Coconut	43	359	61	707	—	—	Turpentine :						
Cotton seed	43	359	61	707	—	—	Genuine turpentine . .	43	372	—	—	—	—
Groundnut	43	359	61	708	—	—	Turpentine substitute .	43	372	—	—	—	—
Linseed	43	360	61	708	72	920	Varnish	43	372	—	—	—	—
Mustard or rape	43	360	61	709	—	—	Other kinds	43	372	—	—	—	—
Sesamum (til or jinjili). .	43	360	61	710	—	—	Packing Asbestos—						
Tung oil	43	360	—	—	—	—	Paints, solutions, and com- positions (flashing below 76° F.)	43	357	—	—	—	—
Other sorts	43	360	61	710	72	920	Palmarosa oil	—	—	61	702	—	—
Oilcakes	43	363	61	715	—	—	Paper mill machinery . .	30	277	—	—	—	—
Old newspaper	43	361	—	—	—	—	Paper and pasteboard :						
Olibanum or frankincense . .	35	198	58	643	69	881	Paper :						
Omnibuses (Motor)	52	563	—	—	—	—	Packing paper	43	375	—	—	—	—
Onions	—	—	58	621	—	—	Paper manufactures . .	43	382	—	—	—	—
Opium	43	364	62	717	—	—	Printing paper	55	995	62	719	72	923
Optical instruments	36	225	—	—	70	887	News printing	43	376	—	—	—	—
Ore :							Other sorts	43	376	—	—	—	—
Chromite	—	—	60	635	—	—	Writing paper and en- velopes	55	995	—	—	72	923
Iron	41	369	—	—	72	913	Writing paper in large sheets	43	378	—	—	—	—
Lead	42	385	—	—	—	—	Note and letter paper and envelopes	43	378	—	—	—	—
Manganese	—	—	61	693	—	—	Envelopes imported separately	43	379	—	—	—	—
Tin	—	—	61	694	—	—	Old newspaper in bales and bags	43	381	—	—	—	—
Wolfram	—	—	61	694	—	—	Other kinds of paper Pasteboard, millboard, and cardboard of all kinds	43, 55	381, 995	62	719	72	923
Unenumerated	42, 54	345, 995	61	696	72	917	Straw boards	44	384	—	—	—	—
Organs and Harmoniums . . .	36	220	—	—	—	—	Other kinds	44	385	—	—	—	—
Ornamental wood (for details as under "Wood")	—	—	—	—	—	—	Manufactures of pasteboard, millboard and cardboard .	—	—	62	720	—	—
Other textiles—							Paper making materials :						
Manufactured	50	546	65	827	75	963	Pulp of wood	44	388	—	—	—	—
Raw	50	548	65	826	75	963	Bags and other materials .	44	388	—	—	—	—
Rose oil	42	351	—	—	—	—	Paraffin wax	44	388	62	721	—	—
Sulphuric acid	31	112	—	—	—	—	Parasols (included with "Umbrellas")	—	—	—	—	—	—
Tacking, Engine and Boiler — of all kinds	43	364	—	—	—	—	Parts of carriages	51	557	67	834	75	966
Tacking paper	43	375	—	—	—	—	" clocks and watches . .	32	136	—	—	68	857
Paints and Painters' materials :	—	—	—	—	72	920	" cycles	51	560	—	—	—	—
Paints and Colours :							" lamps (other than glass)	35	202	—	—	—	—
Barytes	43	364	—	—	—	—	" Mechanically pro- pelled vehicles	52	565	—	—	—	—
Blue Paint or Paris Blue	43	365	—	—	—	—	" sewing and knitting machines	39	279	—	—	—	—
Enamels prepared	43	365	—	—	—	—	" typewriters and accessories	20	235	—	—	—	—
Graphite	43	365	62	718	—	—							

INDEX—continued

ARTICLES	IMPORTS		EXPORTS				ARTICLES	IMPORTS		EXPORTS			
	Abstract Tables	General Imports	INDIAN MERCHANDISE		FOREIGN MERCHANDISE			Abstract Tables	General Imports	INDIAN MERCHANDISE		FOREIGN MERCHANDISE	
			Abstract Tables	General Exports	Abstract Tables	General Exports				Abstract Tables	General Exports	Abstract Tables	General Exports
	Page	Page	Page	Page	Page	Page	Page	Page	Page	Page	Page	Page	P
Pasteboard, millboard, and cardboard of all kinds	55	995	62	720	72	924	Plates, Sheets and — of galvanised iron or steel	41	324	60	390	71	
Patent medicines. Proprietary and —	33	148	—	—	—	—	„ Corrugated	41	324	—	—	—	
„ net. Lace and — (cotton)	47	476	—	—	73	944	„ Plain	41	324	—	—	—	
Pearls (unset)	44	395	62	724	72	925	„ Sheets and tinned	54	990	—	—	71	
„ Beads and false —	34	178	—	—	69	875	Tinplates	41	325	—	—	—	
Pencils	40	446	—	—	—	—	Other sorts	41	325	—	—	—	
Pepper	46	443	64	756	73	934	Plates, over ½ inch thick of iron or steel, not galvanised or tinned	41	327	—	—	71	
Peppermint oil	42	352	—	—	—	—	„ or sheets of tin (not tinned iron)	42, 54	341, 993	61	694	—	
Perambulators and children's go-carts. Parts of—	51	558	—	—	—	—	Playing cards	51	552	—	—	—	
Perfumed spirit	37	251	—	—	—	—	Ploughs and parts	38	272	—	—	—	
Perfumery :	44	389	—	—	72	924	Pneumatic cycle covers	45	423	—	—	—	
Musk	—	—	62	723	—	—	„ tubes	45	424	—	—	—	
All other sorts	—	—	62	723	—	—	„ motor covers	45	421	—	—	—	
Perfumery including musk (not being perfumed spirit)	—	—	62	723	72	924	„ tubes	45	423	—	—	—	
Petroleum (for details see under "Oils")	—	—	—	—	—	—	„ cycle covers	45	422	—	—	—	
Petroleum, dangerous, flashing below 76° F.—Benzine, Bensol, Petrol, and other motor spirit	43	356	61	703	—	—	„ tubes	45	428	—	—	—	
Phials—see under "Bottles"	—	—	—	—	—	—	Polishes :	—	—	—	—	—	
Philosophical, Scientific and — Instruments	36	227	—	—	—	—	Polishes and compositions for application to leather	44	391	—	—	—	
Photographic apparatus and appliances	53	982	—	—	70	888	Polishes and compositions for application to metals	44	392	—	—	—	
Photographic other than cinematograph films	36	220	—	—	—	—	Wood polish	44	392	—	—	—	
Photographs and picture postcards	44	399	—	—	—	—	Other sorts	44	393	—	—	—	
Pianos and Piano players	36	221	—	—	—	—	Pollards—see "Fodder, etc."	—	—	—	—	—	
Pickles, chutnies and condiments	—	—	62	727	—	—	Poppy seed	45	431	63	744	—	
Pickles, chutnies, sauces, and condiments	45	412	—	—	—	—	Porcelain, Earthenware and —	38, 53	159, 979	57	614	69	
Picture, postcards. Photographs and —	44	399	—	—	—	—	Port	38	256	—	—	71	
Pictures—see "Prints, Engravings, and Pictures"	—	—	—	—	—	—	Porter. Ale, beer, and —	54	984	—	—	70	
Piecegoods —	—	—	—	—	—	—	Porter. Stout and— (in bottle)	37	245	—	—	—	
Piecegoods of cotton and artificial silk	50	544	—	—	—	—	(in bulk)	37	245	—	—	—	
Cotton (for details see under "Cotton piecegoods")	—	—	—	—	—	—	Portland cement	30	106	—	—	—	
Flax piecegoods	49, 55	521, 1002	—	—	74	952	Postal articles not specified :	52	577	67	942	75	
Silk	50	585	66	819	74	957	Potassium. Cyanide of —	31	125	—	—	—	
Woolen	50, 55	541, 1002	66	823	74	960	Powder, Bleaching—	31	117	—	—	—	
Pig, iron	41, 54	309, 988	—	—	—	—	Precious stones and Pearls, unset :—	—	—	62	724	72	
„ lead	42, 54	336, 992	61	692	72	918	Diamonds	41	394	—	—	—	
Pillars, Beams, channels, girders, and bridgework of iron or steel	41	318	—	—	—	—	Other precious stones	44	394	—	—	—	
Pinewood. Deal and—	52	570	—	—	—	—	Pearls	44	395	62	724	72	
Pipes and fittings (cast iron or steel)	41	322	60	690	71	909	Preserved. Milk, condensed and—	45	411	—	—	—	
„ of lead	42	387	—	—	—	—	Fruits and vegetables : dried, salted, or — (for details see under "Fruits and vegetables")	—	—	—	—	—	
„ of earthenware	33	159	57	614	—	—	Presses, Printing and Lithographing —	44	397	—	—	—	
Pitch and tar :	—	—	—	—	—	—	Prime movers (for details see under "Machinery")	—	—	—	—	—	
Coal tar and pitch	44	389	—	—	—	—	Printed matter. Books and —	30, 53	94, 975	56	587	68	
Stockholm tar and pitch	44	390	—	—	72	925	Printers (grey)	47	478	—	—	—	
Plants, living	44	391	62	723	—	—	Printing and Lithographing machinery and materials (excluding paper) :	55	976	62	724	72	
Plate of gold and silver (jewellery)	37	233	59	651	70	891	Printer's and Lithographer's ink	44	398	—	—	—	
Plate. Sheet and — of glass	34	181	—	—	69	876	Printing and Lithographing presses	44	397	—	—	—	
Plated ware (included with "Hardware and Cutlery")	—	—	—	—	—	—	Printing type	41	397	—	—	—	
							Other materials	44	398	—	—	—	

INDEX—continued

ARTICLES	IMPORTS		EXPORTS				ARTICLES	IMPORTS		EXPORTS			
	Abstract Tables	General Imports	INDIAN MERCHANDISE		FOREIGN MERCHANDISE			Abstract Tables	General Imports	INDIAN MERCHANDISE		FOREIGN MERCHANDISE	
			Abstract Tables	General Exports	Abstract Tables	General Exports				Abstract Tables	General Exports	Abstract Tables	General Exports
	Page	Page	Page	Page	Page	Page	Page	Page	Page	Page	Page	Page	
Printing machinery (cotton)	39	280	—	—	—	—							
Printing paper	43, 55	376, 995	62	719	72	922							
Prints and Charts (coloured)	43	494	—	—	—	—							
Prints, Engravings, and Pictures:													
Photographs and picture postcards	44	399	—	—	73	926							
Others	44	400	—	—	—	—							
Proprietary and patent medicines	33	148	—	—	—	—							
Provisions and Oilman's stores:													
Bacon and hams	44	401	—	—	73	927							
Bebe de mer	—	—	62	725	—	—							
Biscuits and cakes	44	401	—	—	—	—							
Butter (excluding canned)	44	402	62	725	—	—							
Canned and bottled provisions:													
Canned or bottled fruits	44	403	—	—	—	—							
Tinned or canned fish	44	403	—	—	—	—							
Others	44	404	—	—	—	—							
Cheese (excluding canned)	44	406	62	726	—	—							
Cocoa and chocolate	44	406	—	—	—	—							
Farinaceous and patent foods:													
Farinaceous foods in bulk	44	407	—	—	—	—							
Milk foods for infants and invalids	44	408	—	—	—	—							
Other sorts	44	408	—	—	73	927							
Ghi	44	409	62	726	—	—							
Isinglass	44	410	—	—	—	—							
Jams and jellies	44	410	—	—	—	—							
Lard	44	411	62	727	—	—							
Milk, condensed and preserved, including milk cream	45	411	—	—	—	—							
Pickles, chutnies and condiments	—	—	62	727	—	—							
Pickles, chutnies, sauces and condiments	45	412	—	—	—	—							
Tinned or canned fish	44	408	—	—	—	—							
Vinegar (excluding bottled vinegar)	45	413	—	—	—	—							
Other sorts of provisions	45	418	62	728	—	—							
Pulp of wood	44	388	—	—	—	—							
Pulse, Grain, —, and Flour (for details see under "Grain, Pulse, and Flour")													
Pulse	34	186	58	632	—	—							
Quicksilver	42	339	—	—	72	914							
Quinine salts (others)	33, 53	150, 978	—	—	68	868							
Quinine, hydrochloride or dihydrochloride	33, 53	149, 978	—	—	68	862							
Quinine sulphate or bisulphate	33, 53	149, 978	—	—	68	862							
Rags and other materials for making paper	44	388	62	720	—	—							
Rails, chains, and fishplates of iron or steel (excluding those for railways)	41	323	—	—	—	—							
Rails and fishplates (for railways)	45, 55	418, 998	—	—	—	—							
Railway plant and rolling-stock:					73	928							
Carriages and parts thereof	45, 55	418, 997	—	—	—	—							
Locomotive engines and tenders and parts thereof	45, 55	417, 998	—	—	—	—							
Wagons and parts thereof	45, 55	416, 997	—	—	—	—							
Materials for construction:	—	—	62	731	—	—							
Railway plant and rolling-stock—contd.													
Materials for construction—													
Bridgework	45	417	—	—	—	—							
Rails, chains, and fishplates of steel and iron	45, 55	418, 998	—	—	—	—							
Trunk keys	—	—	62	731	—	—							
Sleepers and keys of steel or iron	45, 55	418, 998	—	—	—	—							
Sleepers of wood	45, 55	419, 998	—	—	—	—							
Other kinds of materials	45, 55	419, 999	62	731	—	—							
Raisins, Currants and —	34	169	—	—	—	—							
Rape, Mustard or — oil	43	360	61	709	—	—							
Rape cake (see "Lined, rape, and sesamum cake")	—	—	62	710	—	—							
Rape and sesamum cake	—	—	—	—	—	—							
" seed	45	431	63	745	—	—							
Rattans, Canes and —	30	110	56	693	68	853							
Records (talking machines)	36	321	—	—	—	—							
Refining machinery, Oil-crushing and —	39	276	—	—	—	—							
Refrigerating machinery	39	277	—	—	—	—							
Requisites for games and sports—see under "Toys and requisites, etc."	—	—	—	—	—	—							
Requisites, Smokers' —	46	436	—	—	—	—							
" Toilet — (not specified elsewhere)	51	361	—	—	—	—							
Rhea, Ramie or Chinagrass	—	—	66	816	—	—							
Resins, Gums and — (for details see under "Gums and Resins")	—	—	—	—	—	—							
Rice bowls of iron	41	311	—	—	—	—							
" bran	—	—	57	618	—	—							
" flour and ground rice	34	188	58	641	—	—							
" in the husk	34	187	58	635	—	—							
" not in the husk	34	187	58	640	69	879							
Boiled rice	—	—	—	—	—	—							
Cleaned rice	—	—	—	—	—	—							
Broken cleaned rice	—	—	—	—	—	—							
Other sorts of rice	—	—	—	—	—	—							
Rice and flour mill machinery	39	278	—	—	—	—							
Rivets, Nails, —, and washers of iron or steel	41, 54	320, 990	60	699	71	908							
Rods (Brass)	40	299	—	—	—	—							
Rods (Copper)	40	305	—	—	—	—							
Rod, Angle, bolt, and — of iron	41, 54	310, 998	—	—	—	—							
Rods, Fishing — and lines (included with "Sticks and Whips, etc.")	—	—	—	—	—	—							
Rope, cotton	49	516	—	—	74	949							
" and twine (jute)	50	531	66	812	—	—							
" (of vegetable fibre excluding jute and cotton). Cordage and —	32	141	57	603	68	859							
Rose, Otto—oil	42	351	—	—	—	—							
Rose melées, Storax, including liquid storax	33	161	—	—	—	—							
Rosin	35	193	58	647	69	881							
Rubber:													
Manufactures—			63	734	73	929							
Pneumatic motor covers	45	421	—	—	—	—							
" " tubes	45	421	—	—	—	—							
" " cycles covers	45	422	—	—	—	—							
" " tubes	45	423	—	—	—	—							
" cycle covers	45	423	—	—	—	—							
" " tubes	45	424	—	—	—	—							
Solid rubber tyres for motor vehicles	45	424	—	—	—	—							

INDEX—continued

ARTICLES	IMPORTS		EXPORTS				ARTICLES	IMPORTS		EXPORTS			
	Abstract Tables	General Imports	INDIAN MERCHANDISE		FOREIGN MERCHANDISE			Abstract Tables	General Imports	INDIAN MERCHANDISE		FOREIGN MERCHANDISE	
			Abstract Tables	General Exports	Abstract Tables	General Exports				Abstract Tables	General Exports	Abstract Tables	General Exports
Page	Page	Page	Page	Page	Page	Page	Page	Page	Page	Page	Page	Page	
Rubber—contd. Manufactures—contd.													
Other manufactures, etc.	45	428	63	732	73	920							
Rubber, raw	45	420	63	732	73	920							
“ insulated (electric).	35	210	—	—	—	—							
Rugs (woollen) Carpets and —	50	530	66	722	—	—							
Rum	37	249	—	—	—	—							
Rupces—Government of India	1034	—	—	—	1034	—							
Saccharin	46	454	—	—	—	—							
Sacks, Bags and — of flax	49	521	65	797	—	—							
“ Bags and — of hemp	50	527	65	799	—	—							
Saddlery and harness	87, 53	240, 984	60	676	—	—							
Sales and strong boxes of metal	35	202	—	—	—	—							
Safety matches	40	292	—	—	—	—							
Safflower	—	—	57	611	—	—							
Saffron	33	157	—	—	69	866							
Salt	45	428	63	732	73	930							
Salted fish, dry	33	164	57	616	—	—							
“ “ wet (ngapi)	33	165	57	617	—	—							
“ or preserved. Fruits and vegetables dried, — (for details see under “Fruits and vegetables”)	—	—	—	—	—	—							
Saltpetre	31	125	56	595	—	—							
Sandal wood	52	573	67	838	75	970							
“ “ oil	—	—	61	701	—	—							
Sanitary ware	33	159	—	—	—	—							
Saris (grey and white included with “Dhuties, etc.”)	—	—	—	—	—	—							
“ and scarves, coloured	48	494	—	—	—	—							
Sarsaparilla and preparations thereof	33	151	—	—	—	—							
Sateens	48	495	—	—	—	—							
Sauces, Pickles, chutnies, —, and condiments	45	412	—	—	—	—							
Saw mill and wood working machinery	39	278	—	—	—	—							
Saws or file seed	—	—	63	737	—	—							
Scarves (grey and white, included with “Dhuties, etc.” and coloured, included with “Saris, etc.”)	—	—	—	—	—	—							
Scientific and philosophical instruments	36	227	—	—	—	—							
Screws, of iron or steel	41	323	—	—	—	—							
Second hand clothing	29	30	—	—	—	—							
Seed, lac	37	235	59	633	—	—							
Seeds:	—	—	—	—	73	930							
Oil seeds:													
Essential:													
Ajma	45	428	63	733	—	—							
Ajwan	—	—	63	733	—	—							
Aniseed	—	—	63	733	—	—							
Coriander	—	—	63	734	—	—							
Cumin	—	—	63	735	—	—							
“ (black)	—	—	63	736	—	—							
Fennel	45	428	63	736	—	—							
Fennegreek	—	—	63	737	—	—							
Sava or dhi	—	—	63	737	—	—							
Other sorts	—	—	63	738	—	—							
Non-essential—													
Clitor	45	429	63	739	—	—							
Seeds—contd.													
Oil Seeds—contd.													
Non-essential—contd.													
Copra or coconut kernel	45	429	63	740	—	—							
Cotton	45	430	63	741	—	—							
Groundnuts	45	430	63	741	—	—							
Linseed	45	431	63	742	—	—							
Mowa or mowra	—	—	63	743	—	—							
Mustard	45	431	63	743	—	—							
Niger	—	—	63	744	—	—							
Poppy	45	431	63	744	—	—							
Rape	45	431	63	745	—	—							
Sesamum (til or jinill)	45	432	63	745	—	—							
Tea	45	432	63	746	—	—							
Others	45	432	63	746	—	—							
Other than oil seeds	45	433	63	748	—	—							
Senna	—	—	57	601	—	—							
Sesamum cake (see “Linseed, rape and sesamum cake”)	—	—	—	—	—	—							
“ oil	43	360	61	710	—	—							
“ seeds	45	432	63	745	—	—							
Sewing and knitting machines	39	279	—	—	—	—							
“ “ parts	39	279	—	—	—	—							
“ thread (cotton)	49	517	65	798	74	949							
“ “ (flax)	49	522	—	—	—	—							
“ “ (silk)	50	535	66	820	74	957							
Sharkins. Fishmaws and —	33	165	57	617	69	871							
Shawls, woollen	50	541	66	824	74	960							
“ Cotton	47	472	—	—	—	—							
“ Handkerchiefs and — in the piece (cotton)	47	472	64	779	73	942							
Sheep and goats	—	—	58	538	—	—							
Sheep skins (dressed or tanned)	—	—	60	671	—	—							
“ “ (raw)	—	—	59	656	70	385							
Sheetings—													
Grey	47	479	—	—	—	—							
White	48	488	—	—	—	—							
Sheets, (Aluminium)	40	295	—	—	—	—							
Sheets: Braaiers and — of copper	40	305	—	—	—	—							
Sheets (Brass)	40	299	—	—	—	—							
Sheet and plate, glass	34	181	—	—	69	576							
Sheets of copper, wrought	40	305	60	636	—	—							
Snouts of lead for tea-chests	42	338	—	—	—	—							
“ of lead	42, 54	337, 992	—	—	—	—							
“ and plates (of iron or steel), galvanised	54	990	60	690	71	910							
“ Corrugated	41	324	—	—	—	—							
“ Plain	41	324	—	—	—	—							
“ “ “ tinned.	41	325	—	—	71	910							
“ Tin plates	41	325	—	—	—	—							
“ Other sorts	41	325	—	—	—	—							
Sheets up to 1/2 inch thick (Iron or Steel)	41	326	—	—	—	—							
“ “ “ “ not galvanised or tinned	41	326	—	—	71	910							
Sheets: Plates or — of tin (not tinned iron)	42, 54	341, 993	61	694	—	—							
Shellac	37	235	59	664	—	—							
Shells and Cowries:													
Cowries	46	435	63	751	—	—							
Shells:													
Chanks, Sankhi, etc.	46	435	63	751	73	930							
Tortoise-shell	46	436	63	751	—	—							
Sherry, Madeira, and Marsala	33	257	—	—	—	—							

INDEX—continued

ARTICLES	IMPORTS		EXPORTS				ARTICLES	IMPORTS		EXPORTS			
	Abstract Tables	General Imports	INDIAN MERCHANDISE		FOREIGN MERCHANDISE			Abstract Tables	General Imports	INDIAN MERCHANDISE		FOREIGN MERCHANDISE	
			Abstract Tables	General Exports	Abstract Tables	General Exports				Abstract Tables	General Exports	Abstract Tables	General Exports
Page	Page	Page	Page	Page	Page	Page	Page	Page	Page	Page	Page	Page	
Ships, parts of . . .	52, 55	507, 1004	67	834	75	907	Spices :						
Shirtings (coloured) . . .	48	495	—	—	—	—	Betelnuts	40	441	64	753	73	932
" Longcloth and — (grey)	48	483	65	782	—	—	Cardamoms	46	441	64	753	73	932
" (white)	48	486	65	785	—	—	Cams	46	441	—	—	—	—
Shoes (see "Boots and Shoes")	—	—	—	—	—	—	Chilies	46	442	64	754	—	—
Silicate, Sodium-- Silk, chasam or waste . . .	—	—	66	817	—	—	Cinnamon	46	442	64	755	—	—
" cocoons	—	—	66	817	—	—	Cloves	46	442	64	755	73	932
" manufactures of :							Ginger	46	443	64	756	73	933
Piece goods	50	535	66	819	74	937	Nutmegs	46	443	64	756	73	933
Goods of silk mixed with other materials . . .	50	534	66	819	74	936	Pepper	46	443	64	756	73	934
Silk yarn, noils, and warps	50	534	—	—	74	936	Other sorts	46	444	64	756	73	934
Thread for sewing . . .	50	535	66	820	74	937	Spinning machinery (cotton)	39	281	—	—	—	—
Other sorts	50	536	66	820	74	938	Spirit (for details see under "Liquors")	40	293	—	—	—	—
Silk, raw	50	533	66	816	74	935	Splints, undipped—	40	293	—	—	—	—
" waste	50	533	66	817	—	—	Splittings, Mica in—	43	347	62	699	—	—
Silver	1032, 1033, 1034, 1039	—	—	—	1032, 1033, 1034, 1040	—	Spots, Checks, — and Stripes, cotton (white)	48	484	—	—	—	—
Silver, Plate of gold and —	37	223	59	661	70	391	" " " (coloured, etc.)	48	491	—	—	—	—
Silver thread, Gold and —	29	78	—	—	—	—	Spring of steel	41	313	—	—	—	—
Skins, raw (see "Hides and skins")	—	—	—	—	—	—	Starch and Farina :						
" tanned or dressed (see "Leather")	—	—	—	—	—	—	Starch	46	445	—	—	—	—
Slabs, Blooms, ingots, bill- ets, and — (steel)	41	316	—	—	—	—	Farina and potato flour	46	445	—	—	—	—
Slabs, Tiles, ingots, cakes, Bricks and — (copper)	40	303	—	—	—	—	Stationery (excluding paper) Pencils	55	999	64	759	73	935
Sleepers and keys of steel or iron (Railway)	45, 55	419, 998	—	—	—	—	Other sorts	46	447	—	—	—	—
" of wood	44, 55	419, 998	—	—	—	—	Steam engines and parts (for details see under "Mach- inery and millwork")	—	—	—	—	—	—
Smokeless gunpowder	29	37	—	—	—	—	Steam-engines (Locomotives) " (other than locomotives)	38	263	38, 54	265, 985	—	—
Smokers' requisites (exclud- ing tobacco)	46	436	—	—	—	—	Stearine, Tallow and — (for details see under "Tallow and Stearine")	—	—	—	—	—	—
Soap :							Steel (for details see under "Metals")	—	—	—	—	—	—
Household and laundry soaps in bars or tablets	46	437	68	752	73	931	Stick, lac	37	235	59	665	—	—
Toilet soap	46	438	—	—	—	—	Sticks and whips	46	443	—	—	—	—
Other sorts	46	439	—	—	—	—	Stockings and socks	47	475	—	—	—	—
Socks, stockings and —	47	473	—	—	—	—	Stone and marble	46	449	64	760	73	936
Soda, Bicarbonate of —	32	127	—	—	—	—	" " Articles of —	46	450	—	—	—	—
" caustic	32	123	—	—	—	—	Stoner, Precious — (unset).	44	394	62	724	72	925
" compounds (for details see under "Chem- icals")	39	238	—	—	—	—	Storax, including liquid storax (rose mallow)	38	151	—	—	—	—
" Nitrate of —	32	120	56	596	—	—	Stout and porter :						
" other sorts	32	120	—	—	—	—	(in bottle)	37	245	—	—	—	—
Sodawater bottles	34	179	—	—	—	—	(in bulk)	37	245	—	—	—	—
Sodium carbonate (soda ash and soda crystals)	32	129	—	—	—	—	Stoves	35	202	—	—	—	—
Sodium silicate	32	129	—	—	—	—	Strata dollars	—	—	—	—	1024	—
Solder	43	340	—	—	—	—	Straw (included with "Fodder, etc.")	—	—	—	—	—	—
Solid rubber tyres for motor vehicles	45	424	—	—	—	—	Straw boards	44	334	—	—	—	—
Solutions and compositions. Paints—	43	357	—	—	—	—	Stripes, Checks, Spots, and — of cotton cloth (white) " " " (coloured, etc.)	48	484	—	—	—	—
Sovereign	1031	—	—	—	1031	—	Stripes, Hoops and — (Iron or Steel)	41, 54	320, 990	60	689	71	907
Sparkling wines, Champagne and other —	35	255	—	—	71	596	Sugar :						
Specimens illustrative of nat- ural science	46	440	63	752	73	931	Beet Sugar	46	454	—	—	—	—
Spelter, Zinc or — (for de- tails see under "Metals") . . .	—	—	—	—	—	—	Sugar, 15 Dutch standard and above	46	451	64	761	73	936
							Sugar, 15 Dutch standard and below	46	452	64	761	73	937
							Molasses	46	452	64	763	73	938

INDEX—continued

ARTICLES	EXPORTS						COUNTRIES	EXPORTS					
	IMPORTS		INDIAN MERCHANDISE		FOREIGN MERCHANDISE			IMPORTS		INDIAN MERCHANDISE		FOREIGN MERCHANDISE	
	Abstract Tables	General Imports	Abstract Tables	General Exports	Abstract Tables	General Exports		Abstract Tables	General Imports	Abstract Tables	General Exports	Abstract Tables	General Exports
	Page	Page	Page	Page	Page	Page	Page	Page	Page	Page	Page	Page	
Sugar—contd.							Textiles—contd.						
Confectionery	46	453	64	762	73	939	Other Textiles—						
Saccharin	46	454	—	—	—	—	Manufactured	50	546	66	827	76	94
Sugar machinery	39	280	—	—	—	—	Raw	50	546	66	826	74	90
Sulphate of ammonia	39	289	60	682	—	—	Thread, Gold and silver—	29	78	—	—	—	—
„ of Magnesium	31	123	—	—	—	—	Thread, sewing :						
Sulphur	32	131	—	—	—	—	Cotton	49	517	65	798	74	94
Sulphuric acid	31	112	—	—	68	852	Flax	49	522	—	—	—	—
Sunshades (included with "Umbrellas")	—	—	—	—	—	—	Silk	50	535	66	820	74	95
Surgical instruments	36	228	—	—	—	—	Thymol oil	—	—	61	702	—	—
Tableware (including decan- ters, etc.) of glass	34	182	—	—	—	—	Til or linjili (Sesamum oil)	43	360	61	710	—	—
Talking machines	36	211	—	—	—	—	„ „ seed	45	432	63	745	—	—
Talking machines and acces- sories	36	222	—	—	70	886	Tiles, ingots, cakes, bricks and slabs of unwrought copper	40	303	—	—	71	901
Tallow and Stearine :	—	—	64	764	—	—	Tiles (not of copper)	30, 53	105, 976	56	593	—	—
Grease	46	456	—	—	—	—	Timber (for details see under "Wood and Timber")	—	—	—	—	68	857
Other sorts	46	456	—	—	—	—	Timepieces, Clocks and—	32	135	—	—	—	—
Tanning substances. Dye- ing and— (for details see under "Dyeing and Tanning substances")	—	—	—	—	—	—	Tin (for details see under "Metals")	—	—	—	—	71	910
Tax. Coal— and Pitch	44	389	—	—	72	925	Tin plates	41	325	—	—	—	—
Tartaric acid	31	113	—	—	—	—	Tinned iron, Sheets and plates of—	43	325	—	—	71	910
T-cloth and domestics :							Tobacco :						
Gray	47	479	65	782	—	—	Unmanufactured	51	546	67	827	75	964
White	48	483	65	785	—	—	Manufactured—						
Tea :							Cigars	51	547	67	828	—	—
Black	46	457	64	764	73	939	Cigarettes	51	548	67	829	—	—
Green	46	453	64	766	73	940	Tobacco for pipes and cigarettes	51	549	—	—	75	954
Tea-chests entire or in sections :							Other sorts	51	549	67	829	—	—
of iron or steel or other metal	47	459	—	—	—	—	Toilet soap	46	438	—	—	—	—
„ wood	47	459	—	—	—	—	Toilet requisites (not spec- ified elsewhere)	51	551	63	747	78	926
„ Sheets for— of lead	42	338	—	—	—	—	Tool steel carbons	41	315	—	—	—	—
Tea machinery	39	280	—	—	—	—	Tortoise-shell	46	436	63	751	—	—
„ seed	45	432	63	746	—	—	Towels in the piece (cotton)	49	517	—	—	—	—
„ waste, for the manufac- ture of Caffeine	—	—	64	768	—	—	Towels not in the piece (Haberdashery)	49	524	—	—	—	—
Teakwood	52	570	67	835	75	969	Toys and requisites for games and sports :						
Teak keys	—	—	62	731	—	—	Toys	51	552	—	—	—	—
Tea, Angle and— Telegraphs, materials for construction and acces- sories	47, 55	450, 1000	—	—	—	—	Requisites for games and sports	—	—	67	831	75	965
Telephones, materials for construction, etc.	47	460	—	—	—	—	Playing cards	51	552	—	—	—	—
Textile machinery (for details see under "Machi- nery and Millwork")	—	—	—	—	—	—	Other sorts	51	553	—	—	—	—
Textiles :							Tractors, Agricultural	38	272	—	—	—	—
Cotton (for details see under "Cotton")	—	—	—	—	—	—	Trade—total—with—						
Flax (for details see under "Flax")	—	—	—	—	—	—	Abyssinia	23	—	26	—	—	—
Haberdashery and Mill- nery :							Aden and Dependencies	21	—	24	—	27	—
Lace and embroidery	49	523	—	—	—	—	Albania	22	—	25	—	—	—
Towels not in the piece	49	524	65	798	74	953	Algeria	23	—	26	—	—	—
Other sorts	49	525	—	—	—	—	Anglo-Egyptian Sudan	21	—	24	—	27	—
Hemp (for details see under "Hemp")	—	—	—	—	—	—	Argentina Republic (including the Atlantic Coast of Patagonia)	23	—	26	—	28	—
Jute (for details see under "Jute")	—	—	—	—	—	—	Armenia	—	—	25	—	28	—
Silk (for details see under "Silk")	—	—	—	—	—	—	Australian Common- wealth	21	—	24	—	27	—
Wool (for details see under "Wool")	—	—	—	—	—	—	Austria	22	—	25	—	28	—
							Bahrein Islands	21	—	24	—	27	—
							Belgium	22	—	25	—	28	—
							Berundas	—	—	24	—	—	—
							Bolivia	—	—	26	—	—	—
							Borneo (Dutch)	23	—	26	—	28	—
							Brazil	23	—	26	—	28	—
							British Borneo	21	—	24	—	27	—

INDEX—continued

COUNTRIES	IMPORTS		EXPORTS				COUNTRIES	IMPORTS		EXPORTS			
	Abstract Tables	General Imports	INDIAN MERCHANDISE		FOREIGN MERCHANDISE			Abstract Tables	General Imports	INDIAN MERCHANDISE		FOREIGN MERCHANDISE	
			Abstract Tables	General Exports	Abstract Tables	General Exports				Abstract Tables	General Exports	Abstract Tables	General Exports
	Page	Page	Page	Page	Page	Page	Page	Page	Page	Page	Page	Page	
Trade—total—with—contd.							Trade—total—with—contd.						
British Guiana	21	—	24	—	27	—	Japan	23	—	25	—	24	—
British Honduras	—	—	24	—	—	—	Java	22	—	25	—	28	—
British West India Islands	21	—	24	—	27	—	Kenya Colony	21	—	24	—	27	—
Bulgaria	—	—	25	—	—	—	Korea	23	—	25	—	—	—
Canada	21	—	24	—	27	—	Latvia	22	—	—	—	—	—
Canary Islands	23	—	—	—	—	—	Luxemburg	23	—	25	—	28	—
Cape of Good Hope	21	—	24	—	27	—	Macao	—	—	21	—	—	—
Celobes and other Islands	23	—	25	—	28	—	Madagascar	23	—	26	—	28	—
Ceylon	21	—	24	—	27	—	Maldives	21	—	24	—	27	—
Channel Islands	21	—	24	—	—	—	Malta and Goso	21	—	24	—	27	—
Chile (including the Pacific coast of Patagonia)	23	—	23	—	28	—	Mascat Territory and Trucial Oman	22	—	25	—	28	—
China (exclusive of Hongkong and Macao)	23	—	25	—	28	—	Mauritius and Dependencies	21	—	24	—	27	—
Colombia	23	—	26	—	28	—	Mesopotamia	21	—	24	—	27	—
Congo States	—	—	26	—	—	—	Mexico	23	—	26	—	—	—
Costa Rica	—	—	26	—	—	—	Morocco	—	—	26	—	—	—
Crete	22	—	25	—	—	—	Natal	21	—	24	—	27	—
Cuba	23	—	26	—	—	—	Netherlands	22	—	25	—	28	—
Cyprus	21	—	24	—	27	—	Newfoundland and Coast of Labrador	—	—	24	—	—	—
Czechoslovakia	22	—	25	—	23	—	New South Wales	21	—	24	—	27	—
Denmark	22	—	25	—	28	—	New Zealand (including Nauru and British Samoa)	—	—	24	—	27	—
Dutch Guiana	23	—	26	—	—	—	Nicaragua	—	—	26	—	—	—
Dutch West Indies	23	—	26	—	—	—	Nigeria (including British Cameroons)	—	—	24	—	—	—
Ecuador	23	—	26	—	—	—	Norway	22	—	25	—	28	—
Egypt	21, 23	—	24, 23	—	27, 28	—	Nyasaland Protectorate	21	—	24	—	27	—
Ethiopia	22	—	25	—	—	—	Other Islands in the Pacific	—	—	26	—	—	—
Federated Malay States	21	—	24	—	27	—	Other Native States in Arabia	22	—	23	—	28	—
Fiji Islands	21	—	24	—	27	—	Palestine	21	—	24	—	27	—
Finland	22	—	25	—	—	—	Panama	23	—	23	—	—	—
Flume	22	—	25	—	—	—	Paraguay	—	—	26	—	—	—
Formosa	23	—	25	—	—	—	Peria	22	—	25	—	28	—
France	22	—	25	—	23	—	Peru	—	—	26	—	28	—
French East Africa	—	—	26	—	28	—	Philippine Islands and Guam	23	—	26	—	28	—
French Guiana	—	—	26	—	—	—	Poland (including Danzig)	22	—	—	—	—	—
French Somaliland	23	—	26	—	28	—	Porto Rico	—	—	26	—	—	—
French West Africa	23	—	26	—	—	—	Portugal	22	—	25	—	28	—
French West Indies	23	—	23	—	—	—	Portuguese East Africa	23	—	26	—	28	—
Georgia	22	—	25	—	—	—	Portuguese Guiana	—	—	26	—	—	—
Germany	22	—	25	—	28	—	Portuguese West Africa	23	—	26	—	—	—
Gibraltar	21	—	24	—	27	—	Protectorate of South-West Africa	21	—	24	—	—	—
Gold Coast (including British Togoland)	—	—	24	—	—	—	Queensland	21	—	24	—	27	—
Greece	22	—	25	—	28	—	Reunion	—	—	26	—	28	—
Guatemala	23	—	26	—	—	—	Rhodesia	21	—	24	—	27	—
Guiana, British	21	—	24	—	27	—	Roumania	22	—	25	—	28	—
" (Dutch)	23	—	26	—	—	—	Russia	22	—	25	—	—	—
Haiti and St. Domingo	23	—	26	—	28	—	San Salvador	—	—	26	—	—	—
Hawaii	23	—	26	—	28	—	Seychelles	21	—	24	—	27	—
Heunjam Islands	22	—	25	—	28	—	Serb-Croat Slovene State	22	—	25	—	—	—
Honduras	—	—	24	—	—	—	Siam	22	—	25	—	28	—
Hongkong	21	—	24	—	27	—	Sierra Leone	—	—	24	—	—	—
Hungary	22	—	25	—	28	—	Somalia	22	—	25	—	28	—
Indo-China (including Cochin China, Cambodia, Annam, Tonkin and French leased territories in China)	23	—	25	—	28	—	Somaliland Protectorate	21	—	24	—	27	—
Italian East Africa (Somaliland and Italian Somaliland)	23	—	23	—	28	—	" (French)	22	—	26	—	28	—
Italy	22	—	25	—	28	—							

INDEX—continued

ARTICLES	IMPORTS		EXPORTS				ARTICLES	IMPORTS		EXPORTS			
	Abstract Tables	General Imports	INDIAN MERCHANDISE		FOREIGN MERCHANDISE			Abstract Tables	General Imports	INDIAN MERCHANDISE		FOREIGN MERCHANDISE	
			Abstract Tables	General Exports	Abstract Tables	General Exports				Abstract Tables	General Exports	Abstract Tables	General Exports
	Page	Page	Page	Page	Page	Page	Page	Page	Page	Page	Page	Page	Page
Trade—total—with—contd.													
South Australia (including Northern Territory)	21	—	24	—	27	—							
Spain	22	—	25	—	28	—							
Straits Settlements (including Labuan)	21	—	24	—	27	—							
Sumatra	22	—	25	—	28	—							
Sweden	22	—	25	—	28	—							
Switzerland	22	—	25	—	28	—							
Syria	22	—	25	—	28	—							
Tanganyika Territory	21	—	24	—	27	—							
Tasmania	21	—	24	—	27	—							
Territory of Papua	—	—	24	—	27	—							
Transvaal	21	—	24	—	27	—							
Tripoli	—	—	26	—	28	—							
Tunis	22	—	26	—	28	—							
Turkey, Asiatic	22	—	25	—	28	—							
“ European	22	—	25	—	28	—							
Uganda Protectorate	21	—	24	—	27	—							
United Kingdom	21	—	24	—	27	—							
United States of America	22	—	26	—	28	—							
Uruguay	22	—	26	—	—	—							
Venezuela	22	—	26	—	—	—							
Victoria	21	—	24	—	27	—							
Western Australia	21	—	24	—	27	—							
West India Islands—(British)	21	—	24	—	27	—							
“ (French)	—	—	26	—	—	—							
Zanzibar and Pemba	21	—	24	—	27	—							
Tram cars	52	565	—	—	—	—							
Treasure	1026	—	—	—	1026	—							
Trousings, Coatings and—	49	507	—	—	—	—							
Trunks, Bags and—(Leather)	37	228	60	675	—	—							
Tubes (Brass)	40	300	—	—	—	—							
Tubes (Copper)	40	306	—	—	—	—							
Tubes pipes, and fittings, wrought (iron or steel)	41	330	60	690	71	910							
“ Pipes and—of lead	42	327	—	—	—	—							
“ Pneumatic Rubber—	45	421	—	—	—	—							
Turbogenerating sets	28	269	—	—	—	—							
Turmeric	—	—	57	611	—	—							
Turpentine :													
Genuine Turpentine	43	372	—	—	—	—							
Turpentine substitute	43	372	—	—	—	—							
Twills :													
White	48	488	—	—	—	—							
Coloured	49	495	—	—	—	—							
Twine, Rope and — of jute	50	531	66	812	—	—							
Twist and Yarn :													
Cotton	47, 55	470, 1000	64	777	73	941							
Flax	49, 55	529, 1002	65	797	—	—							
Jute	50	529	65	801	—	—							
Typewriters	39	285	—	—	—	—							
“ parts and accessories	39	285	—	—	—	—							
Tyres for motor vehicles Solid Rubber	45	424	—	—	—	—							
Umbrellas and umbrella fittings :													
Umbrellas, complete, including parasols and sunshades	51	555	67	832	75	—							
Umbrella fittings	51	555	—	—	—	—							
Uncrushed (Bones)	—	—	60	690	—	—							
Underwear (Hosiery) :													
Uniforms (included with “Apparel, etc.”)	—	—	—	—	—	—							
Unsalted fish (dry)	33	164	57	616	69	81							
Vegetable fibre (excluding jute and cotton). Cordage and rope of—	32	141	57	603	68	81							
“ oils (for details see under “Oils”)	—	—	—	—	—	—							
Vegetables, Fruits and — dried, salted, or preserved (for details see under “Fruits and Vegetables”)													
“ Fresh — of all kinds	34	168	—	—	—	—							
Vehicles excluding locomotives, etc., for railways :													
Carriages and carts not mechanically propelled and parts thereof (excluding railway carriages, trucks, etc.)	—	—	67	833	—	—							
Carriages and carts not mechanically propelled (excluding railway carriages, trucks, etc.)	51, 55	556, 1003	67	833	75	96							
Parts of carriages and carts (excluding rubber tyres)	51	557	67	834	—	—							
Perambulators and children's go-carts	51	557	—	—	—	—							
Parts of perambulators and children's go-carts	51	558	—	—	—	—							
Cycles (other than motor cycles) and parts thereof and accessories—													
Cycles imported entire or in sections	51	559	—	—	—	—							
Parts of cycles and accessories (excluding rubber tyres)	51	560	—	—	—	—							
Mechanically propelled railway locomotives and tractors—													
Aircraft	52	561	—	—	—	—							
Parts of aircraft	52	561	—	—	—	—							
Motor cars (including taxicabs)	52	561	—	—	—	—							
Motor cycles (including scooters)	52	562	—	—	—	—							
Motor Omnibuses, motor vans and motor lorries :													
Imported with bodies	52	564	—	—	—	—							
Chassis	52	564	—	—	—	—							
Tram cars	52	565	—	—	—	—							
Parts of mechanically propelled vehicles and other than of aircraft (excluding rubber tyres)	52	565	—	—	—	—							
Ships, parts of (including launches and boats)	52, 55	567, 1004	67	834	75	967							
Other kinds of vehicles.	55	1004	67	834	75	968							
Velvet and Velveteens	49	511	—	—	—	—							
Veneers	40	293	—	—	—	—							
Vinegar (excluding bottled vinegar)	45	413	—	—	—	—							
Wagons and parts thereof (Railway)	45, 55	416, 997	—	—	—	—							
Ware, Sanitary	33	159	—	—	—	—							
Warps, Silk yarn, noils, and—	50	534	—	—	—	—							
Washers, Nails, rivets, and — of iron or steel	41, 54	320, 990	60	689	71	968							

INDEX—concluded

ARTICLES	IMPORTS		EXPORTS				ARTICLES	IMPORTS		EXPORTS			
	Abstract Tables	General Imports	INDIAN MERCHANDISE		FOREIGN MERCHANDISE			Abstract Tables	General Imports	INDIAN MERCHANDISE		FOREIGN MERCHANDISE	
			Abstract Tables	General Exports	Abstract Tables	General Exports				Abstract Tables	General Exports	Abstract Tables	General Exports
Page	Page	Page	Page	Page	Page	Page	Page	Page	Page	Page	Page	Page	
Waste cotton	47	461	64	769	—	—	Wood and Timber—contd.						
Waste silk	50	533	—	—	—	—	Teak wood	52	570	67	836	75	900
" Silk, chesam or—	—	—	66	817	—	—	Other timber	52	573	67	838	75	900
Watches, Clocks and— (see details under "blocks, etc.")	—	—	—	—	—	—	Firewood	52	573	67	837	—	—
Waterproofed clothing	29	80	—	—	—	—	Sandal	52	573	67	838	75	970
Wax of all kinds other than paraffin wax	62	569	67	835	75	900	Other kinds of wood and timber	52	574	67	839	75	970
" Paraffin	44	388	62	721	—	—	Wood, manufactures of	52	575	67	840	75	970
Weaving machinery (Cotton)	39	231	—	—	—	—	" Sleepers of—	45, 55	419, 998	—	—	—	—
Wheat	34	188	58	642	69	879	" working machinery, Saw mill and —	39	278	—	—	—	—
" flour	34	187	58	642	—	—	Wool Machinery	39	283	—	—	—	—
Whips, Sticks and— (in- cluding fishing rods and lines)	46	448	—	—	—	—	Wool, manufactures of:						
Whisky	37	250	—	—	70	894	Blankets	50	538	—	—	—	—
Wines (for details see under "Liquors")	—	—	—	—	—	—	Bricks	50	539	—	—	—	—
Wire (Brass)	40	302	—	—	—	—	Carpets and rugs	50	529	66	822	—	—
Wire, copper (excluding wire of telegraph, etc.)	40	306	—	—	—	—	Hosiery	50, 55	540, 1002	—	—	—	—
Wire, iron or steel	54	991	—	—	71	911	Piece goods	50, 55	541, 1002	66	823	74	900
Wire nails (iron or steel)	41	331	—	—	—	—	Raw	50	527	66	821	74	900
" rope, black	41	332	—	—	—	—	Shawls	50	541	66	824	74	900
" " galva- nised	41	332	—	—	—	—	Yarn and knitting wool	50	528	—	—	—	—
Wires, Electric— and cables (for details see under "Instruments, etc. Electrical")	—	—	—	—	—	—	Other sorts	50, 55	542, 1003	66	824	74	901
Wireless apparatus	36	229	—	—	—	—	Writing paper and envelopes	42, 55	378, 995	—	—	72	923
Wolfram ore	—	—	61	694	—	—	Yarn, Twist and—						
Wood and Timber:							Cotton	47, 55	471, 1000	64	777	73	941
Deal and Pine wood	52	570	—	—	—	—	Flax	49, 55	520, 1002	65	797	—	—
Jarrah wood	52	570	—	—	—	—	Jute	50	529	65	801	—	—
							" Silk—, noils, and warps	50	534	—	—	74	—
							" and knitting wool	50	538	—	—	—	—
							Yellow metal, Mixed or— for sheathing	40	298	60	694	71	902
							Zinc or spelter (for details see under "Metals")	—	—	—	—	—	—