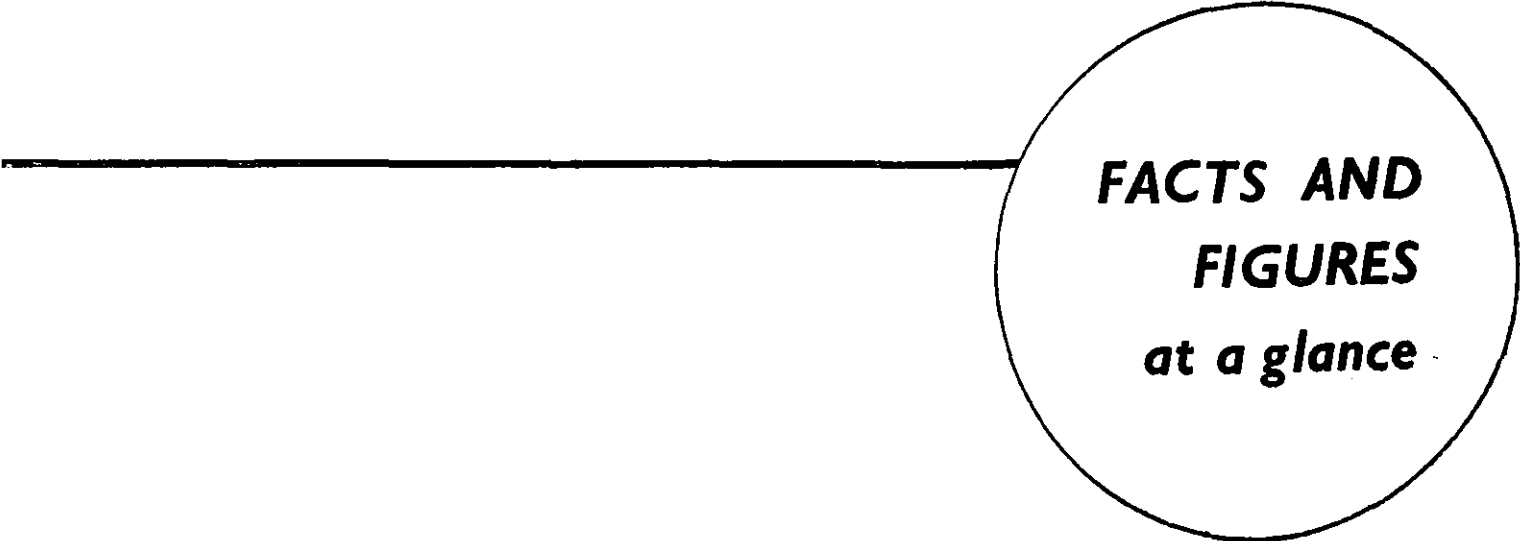


**REHABILITATION
OF DISPLACED
PERSONS
AND REPATRIATES**



**FACTS AND
FIGURES
*at a glance***

**REHABILITATION
OF DISPLACED
PERSONS
AND REPATRIATES**

FACTS AND FIGURES AT A GLANCE

CONTENTS

<i>CHAPTER</i>	<i>PAGE</i>
I. Introductory Note	5
II. Population of Displaced Persons	6
III. Relief Assistance	8
IV. Rehabilitation Assistance	9
V. Residuary Problem of Old Migrants	10
VI. New influx from East Pakistan (1964-1966)	13
VII. Dandakaranya Project	18
VIII. Repatriates from Burma, Mozambique and Ceylon	19
IX. Displaced Persons in Jammu & Kashmir Punjab and Rajasthan	21
X. Payment of Compensation to Displaced Persons from West Pakistan	21
XI. Scales of Rehabilitation Assistance Admissible to Displaced Persons from East Pakistan	22
XII. Plan Provisions for the Rehabilitation of Displaced Persons	24

INTRODUCTORY NOTE

This compilation contains important facts and figures relating to the relief and rehabilitation of Old and New Migrants from East Pakistan and Repatriates from Burma, Mozambique and Ceylon.

The compilation aims at furnishing within a small compass useful information and statistics on major aspects of relief and rehabilitation policies and programmes undertaken by Government during the last two decades.

Dated 22nd February, 1967.
Ministry of Labour, Employment and Rehabilitation,
(Department of Rehabilitation), New Delhi-11.

ANIL DE
Joint Secretary

II. POPULATION OF DISPLACED PERSONS

The widespread riots in the Noakhali District in October, 1946 with their repercussions in West Pakistan and the Partition of the Country in August, 1947 led to mass migration of non-Muslim population from West Pakistan to the Indian Union. The total number of refugees who came from West Pakistan during 1947-48 was 47.40 lakhs.

Migration from East Pakistan started as a result of communal riots in East Bengal. About 8 lakhs of people migrated to West Bengal

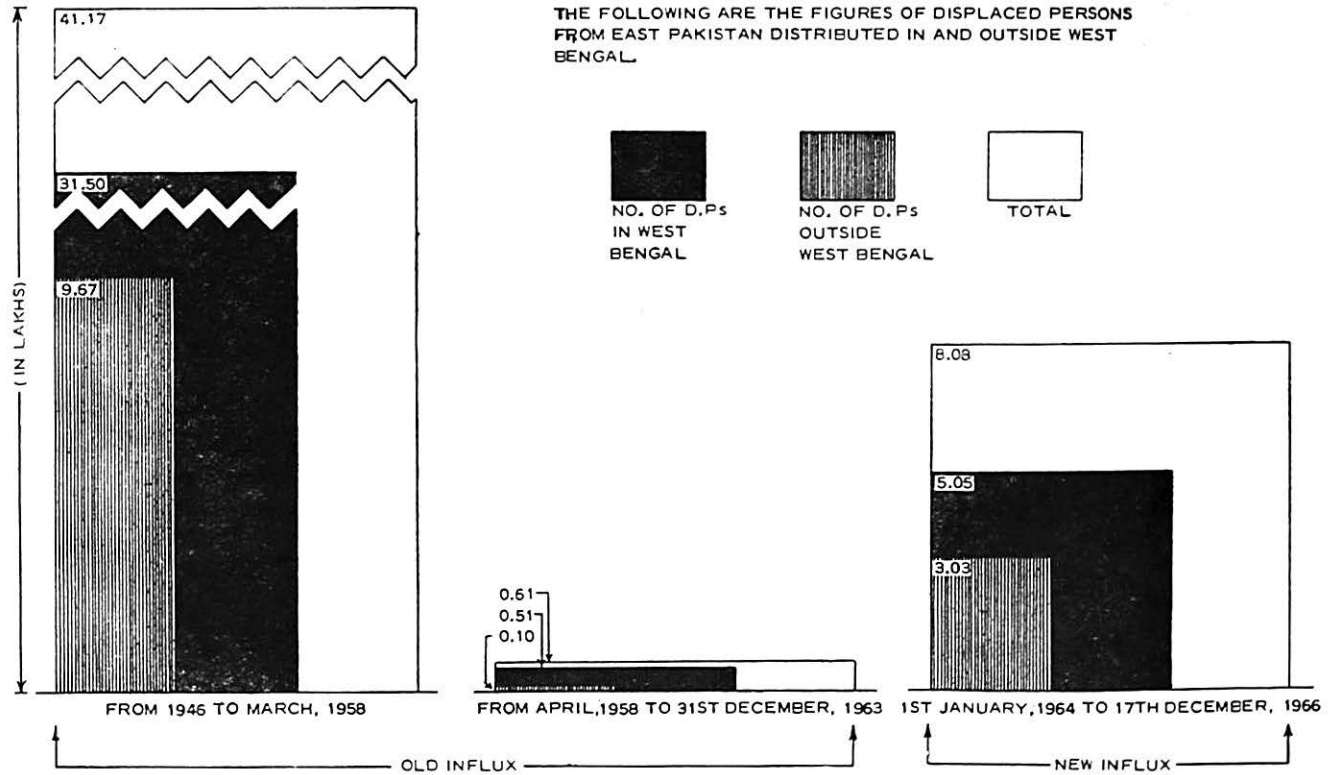
in the year 1947-48 and since then the exodus has been an "unending trail." The 'New Influx' started when a fresh major wave of migration commenced in the wake of widespread communal violence in January, 1964 in Khulna and elsewhere and about 8.08 lakhs of refugees once again poured into India from 1-1-1964 to end of December, 1966.

The following are the figures of Displaced Persons from East Pakistan distributed in and outside West Bengal.

(in lakhs)

<i>Year</i>	<i>No. of D. Ps. in West Bengal</i>	<i>No. of D. Ps. outside West Bengal</i>	<i>Total</i>
Old Influx			
From 1946 to March, 1958	31.50	9.67	41.17
From April, 1958 to 31st December, 1963	0.51	0.10	0.61
New Influx			
1st January, 1964 to 17th December, 1966	5.05	3.03	8.08
Total:	37.06	12.80	49.86

THE FOLLOWING ARE THE FIGURES OF DISPLACED PERSONS FROM EAST PAKISTAN DISTRIBUTED IN AND OUTSIDE WEST BENGAL.



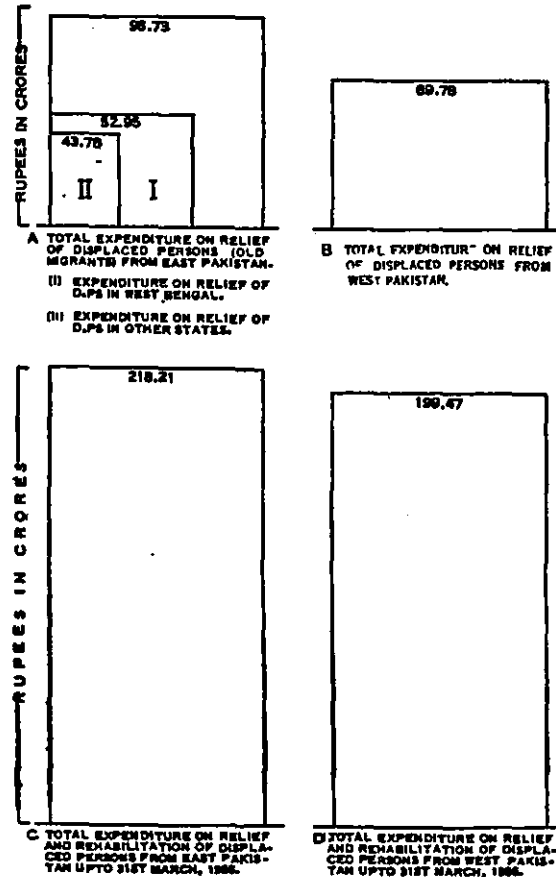
III. RELIEF ASSISTANCE

Under the scheme of relief assistance, Displaced Persons admitted to Camps are provided with accommodation in basha type hutments or tenements of semi-permanent nature. During their stay in the Camps, they are given relief assistance in the shape of Cash Doles, food at subsidized rates, clothings, blankets, medical and educational facilities. Efforts are also made to provide the able bodied male members with work to supplement their income, during their stay in camps.

At abstract of the expenditure incurred on relief assistance provided upto March, 1966 is given below:—

	(Rs. in crores)
A. Total Expenditure on Relief of Displaced Persons (Old Migrants) from East Pakistan	96.73
(i) Expenditure on Relief of D.Ps. in West Bengal	52.95
(ii) Expenditure on Relief of D.Ps. in other States	43.78
B. Total expenditure on Relief of Displaced Persons from West Pakistan	69.78
C. Total Expenditure on Relief and Rehabilitation of Displaced Persons from East Pakistan upto 31st March, 1966.	218.21
D. Total Expenditure on Relief and Rehabilitation of Displaced Persons from West Pakistan upto 31st March, 1966.	199.47

AN ABSTRACT OF THE EXPENDITURE INCURRED ON RELIEF ASSISTANCE PROVIDED UPTO MARCH, 1966 IS GIVEN BELOW:—



IV. REHABILITATION ASSISTANCE

On arrival in India, displaced persons are accommodated in Reception Centres for 1 to 3 days. Thereafter they are dispersed to Relief Camps, from where they are gradually sent to rehabilitation sites and settled either on land or through industries and employment. Loans are also given for taking up small trades, business and professions. In

addition, the displaced persons are given house building assistance and homestead land with facilities for roads, water supply, drainage etc. Education and Medical facilities are also provided.

An abstract of outlays sanctioned on various rehabilitation schemes is given below:—

(Rs. in lakhs)

Type of Rehabilitation Assistance	D. Ps. from West Pakistan (1948—1966)	D. Ps. from East Pakistan (Old Migrants)			Total
		In West Bengal		In other States	
		1948—61	1961—66	1948—66	
1	2	3	4	5	6
A. Economic Rehabilitation Schemes					
1. Agriculture ..	917	767.59	54.03	473.97	1,295.59
2. Industries & Training ..	842	877.35	30.34	253.22	1,160.91
3. Loans for Business, Small Trade and Profession ..	3,247	1,171.65	—	—	1,171.65
Sub-Total ..	5,006	2,816.59	84.37	727.19	3,628.15
B. Non-Economic Rehabilitation Schemes					
1. Housing & Development ..	6,510	4,177.44	666.48	987.55	5,831.47
2. Educational & Medical Facilities ..	1,432	1,911.33	676.92	100.00	2,688.25
Sub-Total: ..	7,942	6,088.77	1,343.40	1,087.55	8,519.72
Grand-Total:	12,948	8,905.36	1,427.77	1,814.74	12,147.87

V. RESIDUARY PROBLEM OF OLD MIGRANTS.

With a view to liquidating the Residuary Problem of rehabilitation of old migrants in West Bengal, a series of discussions were held in 1961 between the Government of India and the Government of West Bengal and final assessment of the funds required for the solution of the Problem was made under the agreement then arrived at. It was estimated that

a sum of Rs. 21.9 crores, comprising Rs. 14.7 crores under "Loans" and Rs. 7.2 crores under "Grants" would be required for a final solution.

Brief details of the financial requirements sanctioned against each scheme are indicated below:—

(Rupees in lakhs)

Sl. No.	Items	Target date for submission of scheme	No. of families to be covered	Amount accepted	Amount sanctioned upto 16.1.67	Balance
1	2	3	4	5	6	7
I—LOAN						
1.	Additional Agricultural land	31-3-1962	2,500	34.00	34.00	—
2.	Irrigation Facilities	During 1961-62	29,000*	100.00	12.96	87.04
3.	Supply of Improved Seeds and Manure	31-3-1962				
4.	Supply of Tools and Implements	During 1961-62	4,721	17.37	5.58	11.79
5.	Supply of Milch Cows	During 1961	5,500	40.00	10.00	30.00
6.	Supply of Poultry Birds and Ducks	—do—				
7.	Small Scale and Cottage Industries	—do—				
8.	Supply of Bullock Carts	—do—	1,300	2.60	2.60	—
9.	Acquisition of Land	Most of the cases relate to payment of outstanding compensation		475.00	436.93	38.07
	(i) Govt. Sponsored Colonies (361 Schemes)					
	(ii) Squatters Colonies—(137 Schemes)		27,000			

Note : Powers have now been delegated to the Government of West Bengal to sanction schemes at S. Nos. 9, 10 and 13 amounting to a total of Rs. 5.15 crores.

* These families were also to get assistance under other schemes.

1.	2	3	4	5	6	7
10.	Development of Govt. Sponsored Colonies and Squatters Colonies (including colonies in Tollygunge) and Loans to Municipalities	31-3-1962 Oct., 1963/October, 1964		500.00	116.02	383.98
11.	Development of Private Colonies (484 Colonies)	June, 1961		20.00	—	20.00
12.	Markets	Schemes were already under consideration.		4.16	6.45	(-) 2.29
13.	Rehabilitation Loans	No date was fixed as the West Bengal Act XVI of 1951 would continue to be in force upto March 1964.	19,000	200.00	107.07	92.93
14.	*Mixed Farming Herobhanga II	—	880	38.69	—	38.69
15.	Duck Multiplication Centre, Poultry Scheme and Loan to State Transport	These schemes were not discussed with the State Govt. officers. However, since they were pending at the time the residuary assessment was made, they were included in the estimate of requirements of funds during the IIIrd Plan for the rehabilitation of old migrants	360	33.74	24.76	8.98
		Total:	94,861	1,465.56	756.37	709.19
II. GRANT						
1.	Education	Third Plan Period 1961 — 1966		405.43	405.43(**)	—
2.	Medical	—do—		316.84	287.33(**)	29.51
		Total:		722.27	692.76	29.51
GRAND TOTAL (Loans + Grants)				2,187.83	1,449.13	738.70

* (1) Item 14-Mixed Farming Herobhanga II. The Scheme has since been dropped at the instance of the State Government.

** (2) Grants for Education and Medical: The amount shown as sanctioned includes expenditure on schemes involving Rs. 75.24 lakhs and Rs. 74.28 lakhs which were transferred to the Ministries of Education and Health respectively after the assessment of the residuary problem.

GOVERNMENT SPONSORED AND SQUATTERS COLONIES IN WEST BENGAL

		No.	Population (families)
1.	(a) Number of Govt. Sponsored Colonies	480	
	(b) Number of displaced persons settled in Government Sponsored Colonies		3.42 lakhs
2.	(a) Squatters Colonies accepted for regularisation	149	28,000
	(b) Squatters Colonies regularised upto July, 1965	137 (in full) 7 (in part)	18,099
	(c) No. of Arpanpatras issued	11,000	

EDUCATIONAL ASSISTANCE IN WEST BENGAL

(1) Amount Sanctioned		..	Rs. 1,919.58 lakhs
(2) No. of Institutions covered:—			
(a) Colleges		94	
(b) Higher Secondary Schools		647	
(c) Primary Schools		2,649	
(d) Polytechnics & Cultural Institutions		23	

MEDICAL ASSISTANCE IN WEST BENGAL

(1) Amount Sanctioned		Rs. 684.51 lakhs	
(2) No. of Institutions covered		73	
(3) No. of non - T.B. beds (Reservation & Construction)		1,756	
(4) No. of T.B. beds (Reservation & Construction)		597 486	

VI. NEW INFLUX FROM EAST PAKISTAN (1964-66)

In the beginning of 1964, disturbances on large scale occurred again in East Pakistan. The Government of India on humanitarian grounds had to concede grant of relief and rehabilitation benefits to the new migrants coming to India on and after 1-1-1964. About 8.07 lakhs refugees have come into India upto 17-12-1966.

For the resettlement of these new migrants, the Government of India in consultation with West Bengal Government and other State Governments took a policy decision that these new refugees coming into India from 1.1.1964 should be taken to suitable areas outside West Bengal for their permanent rehabilitation.

The figures relating to new influx of migrants from East Pakistan to India since the 1st of January, 1964 upto the 17th December, 1966 and the expenditure sanctioned for their relief and rehabilitation are given below:—

(a) Total Number of Displaced Persons Migrated from 1.1.1964 to 17.12.1966	8,07,655
(i) Total Number of Displaced Persons Admitted to Camps from 1.1.1964 (about 86,000 families)	3,63,722
(ii) Present Camp Population	

	<i>No. of existing camps</i>	<i>No. of families</i>	<i>No. of persons</i>
Central	6 plus Work Centres in Dandakaranya	6,840	30,599
State	59	25,793	1,11,878
Total	65	32,633*	1,42,477*

(Rs. in lakhs)

(b) Total amount sanctioned for expenditure on relief and rehabilitation of New Migrants from East Pakistan	2660.54
(i) Amount sanctioned for expenditure on Relief of New Migrants from East Pakistan from January 1964 upto 21st January, 1967	1405.36
(ii) Amount sanctioned for expenditure on Rehabili- tation of New Migrants from January 1964 to 21st January 1967	1255.18

* It is exclusive of families who have been moved to the resettlement sites.

**I. OFFERS OF RESETTLEMENT OF NEW MIGRANTS
FROM VARIOUS STATES**

<i>State</i>	<i>Families</i>	<i>State</i>	<i>Families</i>
Maharashtra ..	10,000	Assam ..	12,000
Madhya Pradesh ..	25,000	Gujarat ..	5,000
Orissa ..	5,000	NEFA ..	3,000
Andhra Pradesh ..	2,000	Andamans ..	600
Bihar ..	6,000	Dandakaranya ..	3,500
Madras ..	1,000	Manipur ..	253
Mysore ..	1,000		
Uttar Pradesh ..	5,000		
		Total ..	79,353

2. RATES OF CASH DOLES GIVEN TO MIGRANTS

Cash doles are given to migrants who are admitted to camps. The cash doles are paid to migrants in 3 instalments as indicated below:

<i>Sl. No.</i>	<i>Size of the family</i>	<i>AMOUNT OF CASH DOLES TO BE PAID</i>			
		<i>1st Instalment payable between 1st to 3rd of the month</i>	<i>2nd instalment payable between 11th to 13th of the month</i>	<i>3rd Instalment payable between 21st to 23rd of the month</i>	<i>Total monthly cash doles</i>
<i>1</i>	<i>2</i>	<i>3</i>	<i>4</i>	<i>5</i>	<i>6</i>
1.	Family with 1 member	10.00	10.00	10.00	30.00
2.	Family with 2 members	13.00	13.00	14.00	40.00
3.	Family with 3 members	16.00	17.00	17.00	50.00
4.	Family with 4 members	19.00	19.00	19.50	57.50
5.	Family with 5 members	21.00	22.00	22.00	65.00
6.	Family with 6 members	23.00	23.00	24.00	70.00
7.	Families with more than 6 members w.c.f. 1.1.66	25.00	25.00	25.00	75.00

3. TYPE OF REHABILITATION ASSISTANCE

(a) Agricultural Schemes

(i) No. of agriculturist families to be settled on land	34,000
(ii) Total area offered by State Governments	1,93,000 Acres*
(iii) Net cultivable area available after reclamation	1,15,000 Acres
(iv) Additional land (Tilla/Evacuee) likely to be available in Assam	18,000 Acres
(v) No. of agriculturist families likely to be settled on the basis of offers of land so far received	27,000 to 28,000 families**
(vi) No. of families so far moved to rehabilitation sites in different States (excluding families moved to DNK Project and to Andamans).	10,000

(b) Reclamation of Land by Rehabilitation Reclamation Organisation:

(i) Area of land reclaimed upto the end of the working season ending 30th June, 1966.	42,000 Acres
(ii) Programme for reclamation for the working season ending October 1966-June 1967.	30,000 Acres

* (exclusive of the lands made available for the DNK Project Tilla/Evacuee Lands that may be available in Assam.)

** (exclusive of families settled/ to be settled in DNK).

(c) Rehabilitation under Non-Agricultural Schemes

(i) No. of families to be resettled under Non-Agricultural Schemes	30,000
(ii) No. of families covered under Industrial Schemes sanctioned	5,076
(iii) No. of families to be covered by Non-Agricultural Schemes under consideration	5,031
(iv) No. of families covered under Agro-Industrial Schemes sanctioned	505
(v) No. of Training Schemes sanctioned	13
(vi) No. of migrants covered under Training Schemes	2,620
(vii) No. of migrants trained	711
(viii) No. of migrants trained in State L.T.I's	424

Names of Important Training Schemes sanctioned Capacity

1. Industrial Training Institute, Mana	472
2. Industrial Training Institute, Hastinapur	168
3. Heavy Vehicles Mechanics-cum-Drivers Training Institute, Mana	500
(ix) No. of displaced persons provided employment	2,328

Out of 12,393 migrants who are on the Live Register of the Employment Exchanges at the end of December, 1966, employment has been provided to 2,328 new migrants.

4. PRIORITIES & CONCESSIONS

To widen the scope of employment of the new migrants in Government offices and various public and private sector undertakings, the following concessions and relaxations have been sanctioned:—

- (i) For employment through Employment Exchanges in offices under the Central Government, new migrants have been accorded over-riding Priority in Group III in the Eastern Zone i.e. Assam, West Bengal, Bihar and Orissa and Priority III for employment in Central Government offices located outside the above States.
- (ii) Age relaxation up to 3 years in excess of normal upper age limit for appointments through examinations conducted by U.P.S.C.
- (iii) Age limit for entry into Government service relaxed upto 45 years for other appointments.
- (iv) Fee concessions for submission of applications for admission to examinations and for posts advertised by U.P.S.C.

- (v) Permanent displaced Class III & IV Government Servants from East Pakistan who migrated after 1-1-1964 are given facility for absorption under Government of India through the Special Cell in the Directorate General of Employment and Training.

Public Sector Undertakings of the Central Government have been requested to try and set apart 50% of the vacancies for new migrants and repatriates in job equivalent to Class III and Class IV Cadres of the Government of India.

The State Governments have also been requested for:—

- (i) Employment of migrants in offices of the State Government, and for
- (ii) Employment of migrants in Public Sector Undertakings under the State Government.

5. Education and Medical Facilities for New Migrants

I. EDUCATION

A general pattern of financial assistance for the education of migrants from East Pakistan (migrated after 31.12.1963) in transit, relief and work site camps and resettled outside camps has been approved. The pattern covers financial assistance for expenditure on books, stationery,

furniture, teaching aids and contingencies in respect of Primary and Middle school education and stipends for High School/Higher Secondary education and for College education. The scales of assistance approved are as under:—

(i) Primary and Middle School

ITEMS	RATE PER STUDENT PER ANNUM	
	Primary education	Middle School education
I	2	3
(a) Books & Stationery	Rs. 5/-	Rs. 30/-
(b) Furniture and teaching aids	Rs. 5/-	Rs. 20/-
(c) Contingencies	Re. 1/-	Re. 1/-

(ii) Stipends for High/Higher Secondary and College Education

Nature of Education	Day Scholars Book grants per student per annum	Students in Hostels and other lodges. Consolidated stipends to cover fees, hostel expenses/books etc. per student per mensem
(a) Middle School (Upto Class VIII) ..	Rs. 30/-	—
(b) High School/Higher Secondary School ..	Rs. 40/-	Rs. 40/-
(c) I.A./Sc./Pre-University/ 1st Year of the 3 Year Degree Course ..	Rs. 50/-	Rs. 50/-
(d) B.A./B.Sc./2nd year and 3rd year of the 3 Year Degree Course ..	Rs. 75/-	Rs. 55/-
(e) Technical and Professional Courses (Certificate and Diploma) ..	Rs. 75/-	Rs. 55/-
(f) Technical and Professional Courses (Degree) ..	Rs. 100/-	Rs. 60/-

II. MEDICAL

No general pattern of assistance for medical facilities has been laid down. Facilities are, however, provided in the rehabilitation colonies/villages for setting up of dispensaries or dispensary-cum-maternity centres, compounder's units or compounder's unit-cum-maternity centres, on

the basis of the proposals received from the State Governments. Extension of existing hospitals is also allowed in certain cases for providing medical facilities to the migrants rehabilitated.

VII. DANDAKARANYA PROJECT

The Dandakaranya Project was started in 1958 with the twin objectives of expeditious resettlement of displaced persons from East Pakistan and the integrated development of the area with particular regard to the promotion of interests of the areas' tribal population. The progress achieved in regard to the resettlement of displaced persons and the promotion of development activities upto the end of December 1966 is given below:—

I. Resettlement of Displaced Persons:

(a) Land reclaimed from forest	1.09 lakh acres	(ii) Total irrigated area	25,000 Acres
(b) New villages opened	200	(iii) Area of Tribal land covered	8,000 Acres
(c) Families resettled:		(b) Satiguda Dam in Koraput District	
(i) Moved to village sites	12,023	(i) Total Cost	Rs. 2.02 Crores
(ii) Actually in position	9,023	(ii) Total irrigated area	37,500 Acres
		(iii) Area of Tribal land covered	7,500 Acres

4. Tribal Resettlement:

(a) 25% of land reclaimed utilised for landless tribals	
(b) New tribal villages opened	50
(c) Tribal families resettled	2,209
(d) Grant given per family for house building, bullocks, water supply, schools, dispensaries etc.	2,565

3. General Development:

Irrigation Dams Completed — 2

(a) Pakhanjore Dam in Bastar District	
(i) Total Cost	Rs. 8 lakhs
(ii) Total irrigated area	1,100 Acres
(iii) Area of Tribal land covered	500 Acres
(b) Bhaskal Dam in Koraput District	
(i) Total Cost	Rs. 1.00 Crores
(ii) Total irrigated area	11,000 Acres
(iii) Area of Tribal land covered	9,900 Acres

Irrigation Dams Sanctioned and Being Taken up

(a) Paralkote Dam in Bastar District	
(i) Total Cost	Rs. 1.78 Crores

4. Minor Irrigation:

(a) Schemes completed	24
(b) Schemes under investigation	8

5. Roads:

(a) Completed	
(i) Main roads	190 miles
(ii) Roads in tribal areas	144 miles
(iii) Link roads	285 miles

6. Schools and Institutes established:

(a) Primary	201
(b) Middle	9
(c) High	1
(d) Industrial Training Institute	1
(e) Zonal Libraries	5

7. Expenditure:

(a) Expenditure incurred upto 31.12.1966	Rs. 36.54 Crores
(i) Capital	Rs. 35.06 Crores
(ii) Loans	Rs. 1.48 Crores
(b) Less Receipts on Suspense & Capital Account	Rs. 6.13 Crores
(c) Total (Net) Expenditure	Rs. 30.41 Crores

VIII. REPATRIATES FROM BURMA, MOZAMBIQUE AND CEYLON

I. REPATRIATES FROM BURMA

Consequent on the nationalization measures taken by the Government of Burma more than one and a half lakh Indians have returned to India since June, 1963. The latest position regarding rehabilitation assistance given to them is indicated below:—

(a) No. of persons expected to return	2,00,000
(b) No. of repatriates already arrived upto 30·11·1966	1,55,002
(c) No. of camps opened for their reception	8
(d) No. of families in camps	1,001
	(families)
	3,598
	(persons)

(c) Rehabilitation assistance provided to:

(i) No. of persons granted business loan	25,882
(ii) No. of persons found employment	11,816
(iii) Amount sanctioned for rehabilitation assistance	Rs. 182·00 lakhs

(f) Priorities & Concessions for Employment

To facilitate employment of repatriates the following concessions and relaxations have been sanctioned.

- (i) Priority in Category III in the matter of appointment to posts and services under the Central Government through the Employment Exchange. Over-riding priority in Category III in 'Home' state.
- (ii) Relaxation of the age limit for recruitment to posts and services under Central Government through the Employment Exchange upto 45 years, with a further relaxation upto 5 years in the case of persons belonging to Scheduled Castes and Scheduled Tribes.

(iii) It has been decided that for appointments filled on the results of the competitive examinations held by the Union Public Service Commission, following concessions may be granted for a period of 3 years from 1·3·1966 in respect of the repatriates from Burma and Ceylon who have migrated to India on or after 1·6·1963 and 1·11·1964 respectively:—

(iv) The Administrative Ministries concerned with Public Undertakings of the Central Government have been requested to reserve 25 to 33-1/3% of vacancies in the Undertakings under their respective control for repatriates from Burma and Ceylon.

Age Concession

(a) *Appointments filled on the results of the competitive examination held by the U.P.S.C.*

Relaxation of upper age limit upto 3 years subject to the condition that a candidate is not allowed to avail of a large number of chances than the maximum number of chances permissible to any general candidate.

(b) *Appointment not covered by (a) above*
The maximum age limit is relaxed upto 45 years.

(c) *Migrants from Burma and Ceylon belonging to Scheduled Castes and Scheduled Tribes.*

The age limits mentioned in (a) and (b) further relaxed by five years.

These concessions in the upper age limit shall, however, not apply to examinations for entry into Defence Services.

Fee Concessions

The Commission are authorised to remit the prescribed application or examination fee where they are satisfied that the applicant is a bona fide repatriate and is not in a position to pay the prescribed fees.

2. REPATRIATES FROM MOZAMBIQUE

About 2,300 Indians have returned from Mozambique because of the anti-Indian policy of the Government of Portugal. Most of these repatriates have settled down in Gujarat. Most of these families have been rehabilitated by the Government of Gujarat by sanctioning loans for business and other rehabilitation measures. Destitute families are being given maintenance assistance.

3. REPATRIATES FROM CEYLON

Under the Indo-Ceylon Agreement of 1964, about 5,25,000 persons of Indian origin residing in Ceylon will be repatriated to India. Beginning towards the end of the year 1966, the influx will be spread over a period of 15 years.

Magnitude of the Problem and Rehabilitation Measures already taken

(i) No. of persons expected to return	5,25,000
(ii) Number expected to return during first 2 years	1,00,000
(iii) Offers received for rehabilitation	
1. Andhra Pradesh	All having roots in A.P.
2. Mysore	3,500 each year.
3. Kerala	1,000 during 14 years.
4. Orisa	100 per year.
5. Gujarat	500
6. Madras	No specific offer has been received. The State Government is however preparing schemes for their rehabilitation in Tea plantation and industries.

IX. DISPLACED PERSONS IN JAMMU & KASHMIR, PUNJAB AND RAJASTHAN

As a result of Indo-Pakistan conflict which originated in Jammu & Kashmir and later spread to Punjab and Rajasthan in September 1965, about 3 lakhs of persons were uprooted. To ameliorate their sufferings, relief and rehabilitation assistance has been rendered to these refugees. The present position in regard to the resettlement of these displaced persons is given below:

	<i>No. of persons</i>
(1) D. Ps in Punjab	52,100
(2) Persons uprooted in Jammu & Kashmir	[3,00,000
(3) (a) Persons uprooted in Rajasthan	8,402
(b) Persons migrated to Rajasthan from West Pakistan	4,582
	—————
	3,65,084
	—————
(4) Persons who have returned to their villages in Jammu & Kashmir after the cease fire/the Tashkent Declaration	2,96,247
(5) Persons still in camps in Jammu & Kashmir who are being dispersed to the village sites	3,753
(6) Estimated cost of rehabilitation of the affected persons in Jammu & Kashmir	About Rs. 8 to 10 crores

X. PAYMENT OF COMPENSATION TO DISPLACED PERSONS FROM WEST PAKISTAN

For the purpose of payment of compensation and rehabilitation grants to displaced persons in respect of immovable properties left by them in West Pakistan, a Compensation Pool has been constituted under the Displaced Persons (C & R) Act, 1954. The progress of payment of compensation and disposal of properties in the Pool upto 31.10.1966 is given below:—

(i) No. of compensation applications received	5,06,832
(ii) No. of applications disposed of	5,06,575
(iii) No. of applications pending	257
(iv) Amount of compensation paid to claimants	Rs. 188.58 crores
(a) By Cash	Rs. 60.94 "
(b) By transfer of properties	Rs. 101.24 "
(c) By adjustment of public dues	Rs. 26.40 "
(v) Statement of Account	<i>No. Amount</i>
(a) Total Statements of Account issued	1,25,187 Rs. 51.65 "
(b) Statement of Account adjusted	1,17,062 Rs. 50.82 "
(c) Statements of Account remaining to be utilized and adjusted	8,125 Rs. 0.83 "
(vi) Disposal of properties:	
(a) Total number of urban evacuee properties acquired	2.88 lakhs
(b) Disposed of	2.83 "
(c) Balance to be disposed of	0.05 "
(d) Total number of Govt. Built Properties	1.41 "
(e) No. of Govt. Built Properties disposed of	1.39 "
(f) Balance	0.02 "
(vii) No. of applications for ex-gratia grant to migrants from Pakistan held areas of Jammu & Kashmir	
(a) Received	31,790
(b) Disposed of	25,232
(c) Amount paid	Rs. 3.58 crores
(d) No. of applications pending	6,558

XI. SCALES OF REHABILITATION ASSISTANCE ADMISSIBLE TO DISPLACED PERSONS* FROM EAST PAKISTAN

Category of Loan	For D.Ps. (Old Migrants) from East Pakistan	For D.Ps. (New Migrants) from East Pakistan																						
1	2	3																						
A. Loan Assistance for Agricultural Purposes	<p>(a) <i>Land purchase</i> Loan upto Rs. 900 for 3 acres</p> <p>(b) <i>Agricultural loan</i></p> <p style="padding-left: 20px;">(i) For implements, bullocks, seeds etc., upto Rs. 600</p> <p style="padding-left: 20px;">(ii) For reclamation Rs. 50 per acre</p> <p style="padding-left: 20px;">(iii) For maintenance @ Rs. 50 per month for 9 months</p> <p>(c) <i>Barujibi loan</i></p> <p style="padding-left: 20px;">(i) For cultivation upto Rs. 600</p> <p style="padding-left: 20px;">(ii) For maintenance @ Rs. 50</p> <p style="padding-left: 20px;">(iii) For land purchase @ Rs. 100 per bigha for 1 — 1/3 bighas</p> <p>(d) <i>Horticultural loan</i></p> <p style="padding-left: 20px;">(i) For production upto Rs. 300</p> <p style="padding-left: 20px;">(ii) For Capital investment</p> <table style="margin-left: 40px; border-collapse: collapse;"> <tr> <td style="padding-left: 20px;">such as Irrigation</td> <td style="text-align: right;">Rs. 375</td> </tr> <tr> <td style="padding-left: 20px;">Fencing</td> <td style="text-align: right;">Rs. 75</td> </tr> <tr> <td style="padding-left: 20px;">Implements</td> <td style="text-align: right;">Rs. 85</td> </tr> <tr> <td style="padding-left: 20px;">Reclamation</td> <td style="text-align: right;">Rs. 70</td> </tr> <tr> <td></td> <td style="text-align: right; border-top: 1px solid black;">Rs. 605</td> </tr> </table>	such as Irrigation	Rs. 375	Fencing	Rs. 75	Implements	Rs. 85	Reclamation	Rs. 70		Rs. 605	<p style="text-align: center;">Loans for Agricultural Purposes of the following nature upto Rs. 1,150/- per family:—</p> <table style="width: 100%; border-collapse: collapse;"> <tr> <td style="padding-left: 20px;">(a) Bullocks</td> <td style="text-align: right;">Rs. 550</td> </tr> <tr> <td style="padding-left: 20px;">(b) Seeds and fertilizers</td> <td style="text-align: right;">Rs. 125</td> </tr> <tr> <td style="padding-left: 20px;"> additional fertilizers</td> <td style="text-align: right;">Rs. 165***</td> </tr> <tr> <td style="padding-left: 20px;">(c) Implements</td> <td style="text-align: right;">Rs. 175</td> </tr> <tr> <td style="padding-left: 20px;">(d) Milch cattle, poultry, bullock cart etc.</td> <td style="text-align: right;">Rs. 300</td> </tr> <tr> <td></td> <td style="text-align: right; border-top: 1px solid black;">Rs. 1,315</td> </tr> </table>	(a) Bullocks	Rs. 550	(b) Seeds and fertilizers	Rs. 125	additional fertilizers	Rs. 165***	(c) Implements	Rs. 175	(d) Milch cattle, poultry, bullock cart etc.	Rs. 300		Rs. 1,315
such as Irrigation	Rs. 375																							
Fencing	Rs. 75																							
Implements	Rs. 85																							
Reclamation	Rs. 70																							
	Rs. 605																							
(a) Bullocks	Rs. 550																							
(b) Seeds and fertilizers	Rs. 125																							
additional fertilizers	Rs. 165***																							
(c) Implements	Rs. 175																							
(d) Milch cattle, poultry, bullock cart etc.	Rs. 300																							
	Rs. 1,315																							

*** Loan for additional fertilizer is admissible where the land is deficient in Nitrogen, Phosphates and Potash.

1	2	3	
B. Housing Loans	RURAL		
	(i) Homestead land purchase loan	Rs. 75	RURAL
	(ii) House building loan	Rs. 500	(i) Cost of Homestead plot
			Rs. 200
			(ii) Cost of development to be treated as grant
			Rs. 600
			(iii) Cost of construction of House
			Rs. 1,250
			URBAN
			(i) Cost of Homestead plot
		Rs. 600	
		(ii) Cost of development	
		Rs. 1,500	
		(iii) Cost of construction of House	
		Rs. 2,000	
C. Loan for Small Trades, Business and Profession	(i) Small trade loan upto	Rs. 750	(i) Petty trades, business and profession etc. upto Rs. 5,000/- both for rural and urban areas.
	(ii) Higher business loan upto to be authorised by the R.B.R.B.	Rs. 5,000	(ii) Building for trades, business or profession.
	(iii) Higher Business loan exceeding Rs. 5,000 to be authorised by Government of India		(a) Rs. 200 in rural area
	Medical men rural		(b) Rs. 500 in urban area
	Allopaths	Rs. 2,500	(iii) Petty trades to be carried out by inmates of camps upto Rs. 500/-.
	Homeopaths	Rs. 1,000	
	Kaviraj	Rs. 1,100	
	Urban (Calcutta) for equipment & maintenance		
	Allopaths upto	Rs. 1,600	Upto Rs. 5,000 both for rural and urban areas.
	Homeopaths upto	Rs. 1,000	
Kaviraj upto	Rs. 1,000		
Urban (Other than Calcutta)			
Allopaths upto	Rs. 2,500		
Homeopaths upto	Rs. 1,400		
Kaviraj upto	Rs. 1,500		

XI. SCALES OF REHABILITATION ASSISTANCE ADMISSIBLE TO DISPLACED PERSONS' FROM EAST PAKISTAN

Category of Loan	For D.Ps. (Old Migrants) from East Pakistan	For D.Ps. (New Migrants) from East Pakistan																						
1	2	3																						
A. Loan Assistance for Agricultural Purposes	<p>(a) <i>Land purchase</i> Loan upto Rs. 900 for 3 acres</p> <p>(b) <i>Agricultural loan</i></p> <p style="padding-left: 20px;">(i) For implements, bullocks, seeds etc., upto Rs. 600</p> <p style="padding-left: 20px;">(ii) For reclamation Rs. 50 per acre</p> <p style="padding-left: 20px;">(iii) For maintenance @ Rs. 50 per month for 9 months</p> <p>(c) <i>Barujibi loan</i></p> <p style="padding-left: 20px;">(i) For cultivation upto Rs. 600</p> <p style="padding-left: 20px;">(ii) For maintenance @ Rs. 50</p> <p style="padding-left: 20px;">(iii) For land purchase @ Rs. 100 per bigha for 1 — 1/3 bighas</p> <p>(d) <i>Horticultural loan</i></p> <p style="padding-left: 20px;">(i) For production upto Rs. 300</p> <p style="padding-left: 20px;">(ii) For Capital investment</p> <table style="margin-left: 40px; border-collapse: collapse;"> <tr> <td style="padding-left: 20px;">such as Irrigation</td> <td style="text-align: right;">Rs. 375</td> </tr> <tr> <td style="padding-left: 20px;">Fencing</td> <td style="text-align: right;">Rs. 75</td> </tr> <tr> <td style="padding-left: 20px;">Implements</td> <td style="text-align: right;">Rs. 85</td> </tr> <tr> <td style="padding-left: 20px;">Reclamation</td> <td style="text-align: right;">Rs. 70</td> </tr> <tr> <td></td> <td style="text-align: right; border-top: 1px solid black;">Rs. 605</td> </tr> </table>	such as Irrigation	Rs. 375	Fencing	Rs. 75	Implements	Rs. 85	Reclamation	Rs. 70		Rs. 605	<p style="text-align: center;">Loans for Agricultural Purposes of the following nature upto Rs. 1,150/- per family:—</p> <table style="width: 100%; border-collapse: collapse;"> <tr> <td style="padding-left: 20px;">(a) Bullocks</td> <td style="text-align: right;">Rs. 550</td> </tr> <tr> <td style="padding-left: 20px;">(b) Seeds and fertilizers additional fertilizers</td> <td style="text-align: right;">Rs. 125</td> </tr> <tr> <td style="padding-left: 20px;">(c) Implements</td> <td style="text-align: right;">Rs. 165***</td> </tr> <tr> <td style="padding-left: 20px;">(d) Milch cattle, poultry, bullock cart etc.</td> <td style="text-align: right;">Rs. 175</td> </tr> <tr> <td></td> <td style="text-align: right; border-top: 1px solid black;">Rs. 300</td> </tr> <tr> <td></td> <td style="text-align: right; border-top: 1px solid black;">Rs. 1,315</td> </tr> </table>	(a) Bullocks	Rs. 550	(b) Seeds and fertilizers additional fertilizers	Rs. 125	(c) Implements	Rs. 165***	(d) Milch cattle, poultry, bullock cart etc.	Rs. 175		Rs. 300		Rs. 1,315
such as Irrigation	Rs. 375																							
Fencing	Rs. 75																							
Implements	Rs. 85																							
Reclamation	Rs. 70																							
	Rs. 605																							
(a) Bullocks	Rs. 550																							
(b) Seeds and fertilizers additional fertilizers	Rs. 125																							
(c) Implements	Rs. 165***																							
(d) Milch cattle, poultry, bullock cart etc.	Rs. 175																							
	Rs. 300																							
	Rs. 1,315																							

*** Loan for additional fertilizer is admissible where the land is deficient in Nitrogen, Phosphates and Potash.

1	2	3	
B. Housing Loans	RURAL		
	(i) Homestead land purchase loan	Rs. 75	
	(ii) House building loan	Rs. 500	
	URBAN		
	(i) Homestead land purchase loans upto when connecting road is kutchra and upto when connecting road is pucca	Rs. 600 Rs. 1,000	
	(ii) House building loan		
	(a) Non-contributory upto including for sanitary Privy	Rs. 1,250 Rs. 200	
	(b) Contributory upto	Rs. 5,000	
	C. Loan for Small Trades, Business and Profession	(i) Small trade loan upto	Rs. 750
		(ii) Higher business loan upto to be authorised by the R.B.R.B.	Rs. 5,000
(iii) Higher Business loan exceeding Rs. 5,000 to be authorised by Government of India			
Medical men rural			
Allopaths		Rs. 2,500	
Homeopaths		Rs. 1,000	
Kaviraj		Rs. 1,100	
Urban (Calcutta) for equipment & maintenance			
Allopaths upto		Rs. 1,600	
Homeopaths upto		Rs. 1,000	
Kaviraj upto	Rs. 1,000		
Urban (Other than Calcutta)			
Allopaths upto	Rs. 2,500		
Homeopaths upto	Rs. 1,400		
Kaviraj upto	Rs. 1,500		
	RURAL		
	(i) Cost of Homestead plot	Rs. 200	
	(ii) Cost of development to be treated as grant	Rs. 600	
	(iii) Cost of construction of House	Rs. 1,250	
	URBAN		
	(i) Cost of Homestead plot	Rs. 600	
	(ii) Cost of development	Rs. 1,500	
	(iii) Cost of construction of House	Rs. 2,000	
	(i) Petty trades, business and profession etc. upto Rs. 5,000/- both for rural and urban areas.		
	(ii) Building for trades, business or profession.		
	(a) Rs. 200 in rural area		
	(b) Rs. 500 in urban area		
	(iii) Petty trades to be carried out by inmates of camps upto Rs. 500/-		
	Upto Rs. 5,000 both for rural and urban areas.		

XII. PLAN PROVISIONS FOR THE REHABILITATION OF DISPLACED PERSONS

I. THIRD FIVE YEAR PLAN

- (a) A provision of Rs. 40 crores was made under the Third Plan period for the rehabilitation of displaced persons from East and West Pakistan.
- (b) The main programmes for which the outlay was made were as under:—
- (i) Residual requirements for housing schemes and assistance for educational and health services for displaced persons from West Pakistan
 - (ii) Rehabilitation of 28,600 families residing in camps etc. in West Bengal and of about two lakhs partially rehabilitated displaced persons/displaced families living outside camps in West Bengal.
 - (iii) Dandakaranya Project had to be completed.
- (c) Over one lakh acres of land was reclaimed in Dandakaranya Project area where about 10,500 families would be resettled by the end of the Third Plan. Of this, about 50,000 acres of agricultural land was allotted to refugee settlers and 18,000 acres to the local tribal population.

II. FOURTH FIVE YEAR PLAN

A provision of Rs. 93 crores was made under the Fourth Five-Year Plan period for rehabilitation of East Pakistan migrants families and repatriates from Burma and Ceylon and old displaced persons from East and West Pakistan. The break-up of the above provision is as follows:—

<i>Items</i>	<i>As approved by the Planning Commission (Rs. in crores)</i>
Dandakaranya Project	27
Rehabilitation Industries Corporation	14
Rehabilitation schemes other than Dandakaranya	25
Technical & Vocational Training	3
Education & Health	5
Rehabilitation Reclamation Organisation	3
Fuller Rehabilitation of earlier settlers	4
Rehabilitation of repatriates from countries other than Pakistan	7
Special Areas	5
	93

The Plan is to rehabilitate 70,000 families in agricultural and non-agricultural occupations.

III. PLAN PROVISIONS FOR 1966-67 and 1967-68

The Plan provisions for the year 1966-67 and 1967-68 as approved by the Ministry of Finance are as follows:—

<i>Items</i>	1966—1967	1967—1968
	(Rs. in lakhs)	(Rs. in lakhs)
1. Dandakaranya	442·65	450·00
2. Rural Resettlement (Agricultural Schemes)	178·04	200·00
3. Rehabilitation Reclamation Organisation	164·59	146·95
4. Non-agricultural Schemes	60·55	73·38
5. Special Areas Development Programme	50·00	100·00
6. Education	7·57	11·98
7. Medical	5·54	11·28
8. Industry	65·75	118·49
9. Rehabilitation Industries Corp.	32·00	80·00
10. Training	40·33	44·23
11. Burma & Ceylon Repatriates etc.		
Burma	117·06	160·00
Ceylon	1·00	60·00
Portuguese Colonies	0·50	0·50
12. Residuary Problem of Old migrants from East Pakistan	212·94	235·86
13. Residuary Problem of Displaced Persons from West Pakistan	55·45	71·97
	<u>1,433·97</u>	<u>1,764·64</u>

Designed and produced by the Directorate of Advertising & Visual Publicity, Ministry of I. & B,
Government of India for Dept. of Rehabilitation and printed at The Statesman Press, New Delhi.
No. 6/1/67 English 500 copies July, 67