



**GOVERNMENT OF ORISSA**

**REPORT**  
**ON THE**  
**PROGRESS OF EDUCATION**  
**IN**  
**ORISSA**  
**FOR THE YEAR**  
**1960-61**

**SUPERINTENDENT**  
**ORISSA GOVERNMENT PRESS**  
**CUTTACK**  
**1964**

# ANNUAL REPORT ON THE PROGRESS OF EDUCATION IN ORISSA IN 1960-61

## "BRIEF OUTLINE"

### CHAPTER I

#### GENERAL SURVEY

	PAGES
I—Educational Institutions	.. 1—5
II—Scholars in all Educational Institutions	.. 6—8
III—Expenditure	.. 8—10
IV—Summary of main developments	.. 11—18

### CHAPTER II

#### EDUCATIONAL PERSONNEL AND ORGANISATION

I—Organisation	.. 19-20
II—Educational Services	.. 21—24
III—Extra Departmental Agencies	.. 24-25
IV—Directorate and Inspectorate	.. 25—27

### CHAPTER III

#### PRIMARY EDUCATION

I—Administration and control	.. 28-29
II—Scheme of School Classes	.. 29
III—Schools	.. 30-31
IV—Students	.. 31-32
V—Stagnation and Wastage	.. 33-34
VI—Compulsion	.. 34-35
VII—Teachers	.. 35—37
VIII—Size of classes	.. 37-38
IX—Expenditure	.. 38
X—Single teacher schools	.. 38-39
XI—School buildings and equipment	.. 39
XII—Methods and standards of teaching	.. 39-40
XIII—Reorganisation and new developments	.. 40—42

## CHAPTER IV

## BASIC EDUCATION

	PAGES
I—Introduction	.. 43
II—Schools and Students	.. 44-45
III—Teachers	.. 45-46
IV—Size of the classes	.. 46
V—Expenditure	.. 47
VI—Training Institutions	.. 47
VII—Methods and standards of teaching	.. 47
VIII—Economic aspect of Basic Education	.. 48
IX—Co-ordination with other Departments	.. 48-49
X—Reorganisation and new developments	.. 49-50

## CHAPTER V

## SECONDARY EDUCATION

I—Administration and control	.. 51-52
II—Scheme of School Classes	.. 52-53
III—Schools and pupils	.. 53—57
IV—Distribution of Secondary Schools	.. 57—60
V—Teachers	.. 61—64
VI—Size of classes	.. 64
VII—Expenditure	.. 64—66
VIII—Financial concessions	.. 66-67
IX—Methods and standards of teaching	.. 67-68
X—Medium of instruction	.. 68
XI—Teaching of Hindi	.. 69
XII—Examination Results	.. 69-70
XIII—School Buildings, Library and Equipment	.. 70
XIV—Reorganisation and new development	.. 70—74

## CHAPTER VI

## UNIVERSITY AND COLLEGIATE EDUCATION

I—Utkal University	.. 75—85
II—Colleges (Arts & Science)	.. 86—91
III—Teachers	.. 91-92
IV—Expenditure	.. 92

V—Scholarships, stipends and free-studentships	
VI—Methods and standards of teaching	
VII—Medium of instruction	93
VIII—Examination Results	94-95
IX—Research in Colleges and in the Utkal University	96—98
X—Reorganisation and new developments	98—102
<b>CHAPTER VII</b>	
<b>TRAINING OF TEACHERS (BASIC &amp; NON-BASIC)</b>	
I—Post-graduate Training Colleges	103—106
II—Under-graduate Training Colleges	107
III—Training Schools	108
IV—Reorganisation and new developments	108-109
V—Other teachers Training Institutions	109—112
<b>CHAPTER VIII</b>	
<b>PROFESSIONAL &amp; TECHNICAL EDUCATION</b>	
I—Schools	113—115
II—Colleges	116—118
<b>CHAPTER IX</b>	
<b>ADULT (SOCIAL) EDUCATION</b>	
I—General summary	119
II—Social Education Centres and Literacy Classes	119-120
III—Enrolment	120
IV—Organisation	120
V—Expenditure	120
VI—Production of literature	120
VII—Audio-Visual Education	121-122
<b>CHAPTER X</b>	
<b>EDUCATION OF GIRLS AND WOMEN</b>	
I—Type of Institutions—Colleges for Women, Higher Secondary and Middle Schools, Primary Schools, Professional and Special Schools.	123—128
II—Co-education	128
III—Examination Results	128
IV—Scholarships, stipends and free-studentships	129



	PAGES
V—Expenditure ..	129
VI—Women Supervisory Staff ..	129
VII—Reorganisation and new developments ..	129-130

## CHAPTER XI

## MISCELLANEOUS

I—Pre-Primary Education ..	131
II—Aesthetic Education ..	131—134
III—Oriental Education ..	134—137
IV—Education of the Handicapped ..	137
V—Education of Delinquent children ..	137-138
VI—Education of the scheduled castes, scheduled tribes and other backward classes.	138-139
VII—Physical Education ..	139-140
VIII—Youth Welfare ..	140-141
IX—Boy Scouts and Guides ..	141
X—National Cadet Corps ..	141-142
XI—Extra-curricular activities ..	142
XII—School meals ..	142
XIII—School Medical Services ..	142-143
XIV—Facilities for education of displaced students ..	143
XV—The Research Section of the State Museum ..	143—146
XVI—Curricula and Text Books ..	146-147
XVII—Hostel and Boarding and Homes ..	147
XVIII—Institution not following departmental syllabus ..	147

## CHAPTER XII

## CRITICAL REVIEW OF EDUCATIONAL DEVELOPMENT AND TENDENCIES

I—Primary Education ..	148
II—Basic Education ..	149
III—Secondary Education ..	149—151
IV—Women's Education ..	151
V—University Education ..	151-152
VI—Miscellaneous ..	152

## CHAPTER XIII

Resolution of the Government of Orissa, Education Department	153-154
--	---------

# ANNUAL REPORT ON THE PROGRESS OF EDUCATION IN ORISSA IN 1960-61

## CHAPTER I

### GENERAL SURVEY

The year 1960-61, which was the fifth year of the Second Five-Year Plan period witnessed enormous activities in almost all fields of education. Important measures for the expansion and improvement of education at various levels were taken up so that needs of the State might be met as far as the human materials and technical resources permitted. A good number of institutions were opened, standards of some of the existing ones were raised, new subjects and courses of study were introduced in some and diversified courses were introduced in some others. Facilities for teachers' training were expanded and improved, greater opportunities for scientific and technical education were provided and laboratories and libraries were replenished. Notwithstanding these activities there remained still a good deal to be done. There was enormous leeway to make up ; but expansion was limited by available resources. There was serious lack in trained personnel, which was the particularly limiting factor.

I. *Educational Institutions*—The mid-year population of the State during 1960-61 was 17,565,645, the area in square miles being 60,250. The number of recognised educational institutions of all types for boys in the State rose from 23,978 to 25,277 and the number of such institutions in rural areas (which is included in the former figures) was increased from 23,232 to 25,487. The number of recognised institutions for girls rose from 755 to 1,006 and the number of such institutions in rural areas rose from 628 to 870. Since prejudices of the parents against co-education at the primary stage are rapidly vanishing, the number of primary schools, exclusively meant for girls, does not show an appreciable increase.

The following table shows the growth in the number of educational institutions of all types in the State during the year under report:—

TABLE I (1)

## UNIVERSITY, BOARD OF SECONDARY EDUCATION AND COLLEGES

Type of Institution	1959-60			1960-61			Increase (+) or decrease (—)		Total
	Insti- tution for boys	Insti- tution for girls	Total	Insti- tution for boys	Insti- tution for girls	Total	Increase (+) or decrease (—)		
							Insti- tution for boys	Insti- tution for girls	
University	1	..	1	1	..	1	..	..	..
Board of Secondary Education	1	..	1	1	..	1	..	..	..
Art and Science Colleges.	20	3	23	25	4	29	(+) 5	(+) 1	(+) 6
Professional Colleges.	18*	1	19	19	1	20	(+) 1	..	(+) 1
Special Colleges ..	6	..	6	6	..	6	..	..	..
Total ..	46	4	50	52	5	57	(+) 6	(+) 1	(+) 7

TABLE I (2)

Type of Institution	1959-60			1960-61			Increase (+) or decrease (—)		Total
	Insti- tution for boys	Insti- tution for girls	Total	Insti- tution for boys	Insti- tution for girls	Total	Increase (+) or decrease (—)		
							Insti- tution for boys	Insti- tution for girls	
Higher Secondary	4	1	5	4	1	5	..	..	..
Post Basic ..	3*	..	3	3	..	3	..	..	..
High ..	370	30	400	411	34	445	(+) 41	(+) 4	(+) 45
Senior Basic ..	23	..	23	25	..	25	(+) 2	..	(+) 2
Middle ..	952	73	1,025	1,130	87	1,217	(+) 178	(+) 14	(+) 192
Ashram ..	56	7	63	57	7	64	(+) 1	..	(+) 1
Junior Basic ..	361	..	361	359	..	359	(—) 2	..	(—) 2
Primary ..	18,600	234	18,834	20,037	252	20,289	(+) 1,437	(+) 18	(+) 1,455
Sevashram ..	1,189	..	1,189	1,210	..	1,210	(+) 21	..	(+) 21
Recognised ..	21,558	345	21,903	23,236	381	23,617	(+) 1,678	(+) 36	(+) 1,714
Un-recognised ..	396	3	399	551	2	553	(+) 155	(—) 1	(+) 154
Grand Total ..	21,954	348	22,302	23,787	383	24,170	(+) 1,833	(+) 35	(+) 1,868

\* Includes one un-recognised.

TABLE I (3)  
SCHOOLS FOR PROFESSIONAL EDUCATION

Type of Institution	1959-60			1960-61			Increase (+) or decrease (-)		Total
	Institution for boys	Institution for girls	Total	Institution for boys	Institution for girls	Total	Institution for boys	Institution for girls	
	1. Elementary training.	*66	4	70	74	6	80	(+) 8	
2. Hindi training ..	1	..	1	1	..	1	..	..	..
3. Engineering ..	5	..	5	7	..	7	(+) 2	..	(+) 2
4. Poly-technic ..	4	..	4	5	..	5	(+) 1	..	(+) 1
5. Others (Technical and Industrial Arts and Crafts).	28	14	2	28	13	41	..	(-) 1	(-) 1
6. Commerce ..	2	..	2	2	..	2	..	..	..
7. Physical Education.	1	..	1	1	..	1	..	..	..
Total recognised	107	18	125	118	19	137	(+)11	(+) 1	(+)12
Unrecognised ..	..	..	..	..	..	..	..	..	..
Grand Total ..	107	18	125	118	19	137	(+)11	(+) 1	(+)12

TABLE I (4)  
SCHOOLS FOR SPECIAL EDUCATION

Type of Institution	1959-60			1960-61			Increase (+) or decrease (-)		Total
	Institution for boys	Institution for girls	Total	Institution for boys	Institution for girls	Total	Institution for boys	Institution for girls	
	Music, Dancing and other Fine Arts.	8	6	14	15	8	23	(+) 7	
Oriental Studies ..	144	1	145	147	1	148	(+) 3	..	(+) 3
School for Social workers.	8	2	10	7	2	9	(-) 1	..	(-) 1
School for Physically Handicapped.	1	..	1	1	..	1	..	..	..
Adult Literacy Centres and Night Schools.	2,059	379	2,438	2,702	590	3,292	(+)643	(+)211	(+)854
Total recognised	2,220	388	2,608	2,872	601	3,473	(+)652	(+)213	(+)865
Un-recognised ..	1	1	2	15	2	17	(+)14	(+) 1	(+)15
Grand Total ..	2,221	389	2,610	2,887	603	3,490	(+)666	(+)214	(+)880

*Educational Institutions in Rural Areas*—The following table compares the number of Educational Institutions in rural areas in the two preceding year :—

TABLE I (5)

Type of Institution	1959-60			1960-61			Increase (+) or decrease (—)		Total
	Insti- tution for boys	Insti- tution for girls	Total	Insti- tution for boys	Insti- tution for girls	Total	Institution	Institution	
							for boys	for girls	
University ..	..	..	..	..	..	..	..	..	..
Arts and Science Colleges.	2	..	2	4	..	4	(+)2	..	(+)2
Professional Colleges.	9	..	9	11	..	11	(+)2	..	(+)2
Special Colleges ..	..	..	..	..	..	..	..	..	..
Schools for general education.	20,986	237	21,223	22,601	270	22,871	(+)1,615	(+)33	(+)1,648
Schools for Professional and special education.	2,220	392	2,611	2,871	600	3,471	(+)617	(+)209	(+)826
Grand Total ..	23,217	628	23,845	25,487	870	26,357	(+)2,236	(+)242	(+)2,478

*Educational Institutions by managements* —The following table will show the classification of Educational Institutions by types of management.

TABLE I (6)

Type of Institution	Central Government	State Government	District Board	Municipality Board	1960-61		
					Aided	Unaided	Total
1. University ..	..	..	..	..	1	..	1
2. Board of Science Education.	..	..	..	..	1	..	1
3. Arts and Science Collages	..	13	..	..	12	4	29
4. Professional Colieges ..	..	18	..	..	2	..	20
5. Special Colleges ..	..	2	..	..	4	..	6
Total ..	..	33	..	..	20	4	57

Type of Institution	Central Government	State Government	District Board	Municipality Board	1960-61		
					Aided	Unaided	Total
<b>6. Schools for General Education—</b>							
(i) Higher Secondary ..	..	2	..	..	3	..	5
(ii) High Schools ..	1	82	..	5	231	126	445
(iii) Post Basic ..	..	1	..	..	1	..	2
(iv) Middle ..	..	190	..	10	720	297	1,217
(v) Senior Basic ..	..	22	..	..	2	1	25
(vi) Ashram ..	..	64	..	..	..	..	64
(vii) Primary ..	39	4,163	..	115	15,851	121	20,289
(viii) Junior Basic ..	..	357	..	2	..	..	359
(ix) Sevashram ..	..	1,210	..	..	..	..	1,210
(i) Total ..	40	6,091	..	132	16,808	545	23,616
Schools for Professional Education (excluding training).	..	46	..	..	9	1	56
Training ..	..	79	..	..	2	..	81
(ii) Total ..	..	125	..	..	11	1	137
(iii) Schools for special Education.	..	3,041	..	..	428	4	3,473
Un-recognised ..	..	..	..	..	..	..	570
<b>Grand Total ..</b>	<b>40</b>	<b>9,290</b>	<b>..</b>	<b>132</b>	<b>17,267</b>	<b>554</b>	<b>27,853</b>

\* Includes one Post Basic School

*II. Scholars in all Educational Institutions* — The total number of boys under instruction during the year was 12,02,557 as against 10,11,984 in the previous year. The total number of girls under instruction was 4,76,933 as against 3,25,681 in the previous year. An index of the popularity and expansion of education in the State is the increase in the number of scholars in the rolls. The following table shows the growth in the number of scholars in all types of educational institutions in the State during the year under report :—

TABLE NO. 2 (1)  
SCHOLARS IN UNIVERSITY AND COLLEGES

Types of Institution	1959-60			1960-61			Increase (+) or decrease(—)		
	Boys	Girls	Total	Boys	Girls	Total	Boys	Girls	Total
University excluding Law and Engineering Colleges.	311	29	340	317	47	364	(+) 6	(+) 18	(+) 24
Arts and Science Colleges.	8,574	1,100	9,674	9,684	1,187	10,871	(+)1,110	(+) 87	(+)1,197
Professional Colleges including Law and Engineering Colleges and Undergraduate Training Colleges.	2,195	211	2,406	2,625	273	2,898	(+) 430	(+) 62	(+) 492
Colleges for special Education.	377	246	623	351	235	586	(—) 26	(—) 11	(—) 37
Total	11,457	1,586	13,043	12,977	1,742	14,719	(+)1,520	(+)156	(+)1,676

**TABLE NO. 2 (2)**  
**SCHOLARS IN ALL TYPES OF EDUCATIONAL INSTITUTIONS (SCHOOLS)**

Type of Institution	1959-60			1960-61			Increase (+) decrease (-)		
	Boys	Girls	Total	Boys	Girls	Total	Boys	Girls	Total
Higher Secondary Schools	2,101	590	2,691	2,510	637	3,147	(+)409	(+)47	(+)456
Post Basic Schools ..	85	..	85	98	1	99	(+)13	(+)1	(+)14
High Schools ..	80,272	10,345	90,617	85,999	11,830	97,829	(+)5,727	(+)1,485	(+)7,212
Senior Basic Schools ..	3,388	835	4,223	4,345	1,232	5,577	(+)957	(+)397	(+)1,354
Middle Schools ..	73,856	12,773	86,629	82,539	15,177	97,716	(+)8,683	(+)2,404	(+)11,087
Ashram ..	4,364	398	4,762	4,806	475	5,281	(+)442	(+)77	(+)519
Junior Basic ..	17,073	6,357	23,430	21,191	8,814	30,005	(+)4,118	(+)2,457	(+)6,575
Primary ..	6,78,460	2,71,398	9,49,858	8,59,466	4,05,032	12,64,498	(+)1,81,006	(+)1,33,634	(+)3,14,640
Sebashram ..	42,171	10,624	52,795	46,148	14,787	60,935	(+)3,977	(+)163	(+)8,140
Elementary Training and Hindi training Schools.	3,498	120	3,618	4,601	140	4,741	(+)1,103	(+)20	(+)1,123
Other Schools for Professional Education.	3,437	379	3,816	3,920	379	4,299	(+)483	..	(+)483
Schools for special Education.	91,822	10,276	1,02,098	73,957	16,687	90,644	(-)17,865	(+)6,411	(-)1,454
<b>Total recognised ..</b>	<b>10,00,527</b>	<b>3,24,095</b>	<b>13,24,622</b>	<b>11,89,580</b>	<b>4,75,191</b>	<b>16,64,771</b>	<b>(+)1,89,053</b>	<b>(+)1,51,096</b>	<b>(+)3,40,149</b>



According to 1951 census the total population of the State was 146,45,946 but of which 1,40,51,876 lived in rural areas. Hence about 96 per cent of the population of the State lived in rural areas. But during the year under report 11,24,388 boys and 4,03,554 girls from rural areas were reading in different recognised educational institutions as against 78,169 boys and 71,579 girls from urban areas. Thus the ratio of rural students to rural population was 11 and that of urban students to urban population was 25.

III. *Expenditure*—The total amount of expenditure on education during the year under report was Rs. 7,29,72,759 out of which Rs. 4,78,94,628 was the expenditure on direct charges which comprises expenditure as salary allowances and contingencies etc. Indirect charges comprising expenditure on direction, hostels, scholarships, stipends and buildings etc., accounted for the remaining of Rs. 2,50,78,131. The total direct expenditure incurred in rural areas was Rs. 3,39,65,397. The following tables containing direct, indirect and rural expenditures on education will show the detail of educational expenditure on each type of institutions existing in the State during the year under report:—

TABLE NO. 3 (1)  
TOTAL EDUCATIONAL EXPENDITURE  
(a) Direct charges

Type of Institution	1959-60			1960-61			Increase (+) or decrease (—)
	For Boys	For girls	Total	For Boys	For girls	Total	
	Rs.	Rs.	Rs.	Rs.	Rs.	Rs.	Rs.
University	10,99,692	..	10,99,692	13,28,932	..	13,28,932	(+) 2,29,240
Board of Secondary Education	3,50,085	..	3,50,085	4,07,581	..	4,07,581	(+) 57,496
Arts and Science Colleges.	31,63,492	1,72,788	33,36,280	35,69,451	2,08,470	37,77,921	(+) 4,41,641
Professional and Special Colleges	20,81,961	7,273	20,92,234	22,88,729	15,527	23,04,256	(+) 2,12,022
Secondary schools.	1,13,53,397	10,45,130	1,23,93,527	1,36,59,809	12,23,898	1,38,83,707	(+) 14,85,180
Basic schools.	11,88,635	..	11,88,635	12,22,700	..	12,22,200	(+) 33,565
Primary schools.	1,49,05,136	3,61,146	1,52,66,282	1,76,90,489	4,34,808	1,81,25,297	(+) 28,59,015

\*Includes secondary and Basic Training schools returned as undergraduate training colleges

Type of Institution	1959-60			1960-61			Increase (+) or decrease (-)
	For Boys	For girls	Total	For Boys	For girls	Total	
Ashram schools and seva shrams.	19,99,100	59,354	20,58,454	23,71,362	91,462	24,62,824	(+) 4,04,370
Professional schools.	22,05,443	85,050	22,90,493	27,48,928	1,02,489	28,51,417	(+) 5,60,924
Special schools.	10,50,083	1,15,180	11,65,263	13,11,581	2,18,912	15,30,493	(+) 3,65,230
<b>Total .. (Direct)</b>	<b>3,94,00,024</b>	<b>18,45,921</b>	<b>4,12,45,945</b>	<b>4,55,000,002</b>	<b>22,95,566</b>	<b>4,78,94,628</b>	<b>(+) 66,48,683</b>

*(b) Indirect charges*

	1959-60			1960-61			
Direction ..	3,32,510	..	3,32,510	3,05,473	..	3,05,473	(-) 27,037
Inspection	11,73,242	48,589	12,21,831	13,07,717	52,732	13,60,449	(+) 11,38,618
Buildings ..	95,44,895	46,887	95,91,782	12,181,073	2,63,292	12,444,365	(+) 28,52,583
Scholarships and other financial concessions.	59,02,677	3,97,714	63,00,391	70,04,851	7,04,314	77,09,165	(+) 14,08,774
Hostel charges.	9,37,260	1,21,655	10,58,915	13,20,542	1,37,308	14,57,850	(+) 3,98,935
Miscellaneous.	20,85,946	58,760	21,44,706	17,25,892	74,937	18,00,829	(-) 3,43,877
<b>Total (indirect)</b>	<b>19,996,530</b>	<b>6,73,605</b>	<b>20,650,135</b>	<b>23,845,548</b>	<b>12,32,583</b>	<b>2,50,78,131</b>	<b>(+) 44,27,996</b>
<b>Grand total (Direct and indirect)</b>	<b>5,93,76,554</b>	<b>25,19,526</b>	<b>6,18,96,080</b>	<b>6,94,44,610</b>	<b>35,28,149</b>	<b>7,29,7,2759</b>	<b>(+) 1,10,76,679</b>

## Educational expenditure in rural areas—

The following table shows the direct educational expenditure incurred in rural areas :—

TABLE No. 3 (2)

EXPENDITURE ON EDUCATIONAL INSTITUTIONS IN RURAL AREAS  
(DIRECT CHARGES ONLY)

Type of institution	For boys	For girls	Total
1	2	3	4
	Rs.	Rs.	Rs.
1. Colleges for general education ..	1,81,657	..	1,81,657
2. Colleges for professional and Special education. ..	4,28,317	..	4,28,317
3. Higher Secondary Schools ..	29,964	..	29,964
4. High Schools ..	57,14,164	44,570	57,58,734
5. Middle Schools ..	44,41,659	2,70,422	47,12,081
6. Senior Basic Schools ..	2,34,318	..	2,34,318
7. Ashram Schools ..	8,29,584	91,462	9,21,046
8. Primary Schools ..	1,67,70,610	2,95,447	1,70,66,057
9. Junior Basic Schools ..	9,34,356	..	9,34,356
10. Sevashram Schools ..	15,33,332	..	15,33,332
11. Schools for professional and special education. ..	20,05,604	1,59,931	21,65,535
Total ..	3,31,03,565	8,61,832	3,39,65,397

Total direct expenditure incurred in rural areas is thus seen to be Rs. 3,39,65,397 during the year under report.

IV. *Summary of Main Developments (a) University Education*—1. During the year 1960-61, three colleges with Pre-University classes in Arts, two colleges with Pre-University classes in Science and one college with Pre-University classes in Arts and Science were opened. One of the Arts Colleges was a college for women with 1st Year Degree (new courses).

2. The following new classes were started in the existing colleges during the year under report:—

(a) B. J. B. College, Bhubaneswar	.. B. A.
(b) Ravenshaw College, Cuttack	.. B. COM.
(c) M. P. C. College, Baripada	.. B. Sc.
(d) Sundargarh College	.. B. Sc.
(e) Stewart Science College, Cuttack	.. B. Sc.
(f) Bhadrak College	.. B. Sc.
(g) Christ College, Cuttack.	.. P. U. (Science)

3. The number of seats as noted below, were increased in the following colleges during the year under report :—

(1) S. C. S. College, Puri	.. B. Sc. from 32 to 48
(2) F. M. College, Balasore	.. P. U. (Science) from 112 to 128.
(3) Sailabala Women's College, Cuttack.	P. U. Arts 128 to 160, 3rd Year Arts 64 to 84.
(4) B. J. B. College, Bhubaneswar	.. P. U. (Science) 128 to 176 P. U. (Arts) 96 to 128.
(5) Ravenshaw College, Cuttack	.. B. COM. 32 to 48
(6) Basic Training College, Angul	.. B. Ed. 64 to 80
(7) M. P. C. College, Baripada	.. P. U. Arts 128 to 160

4. Post-Graduate class in Zoology was opened in the Ravenshaw College, Cuttack by the Utkal University during the year under report.

5. In order to solve the acute problem of hostel accommodation in the Ravenshaw College, Cuttack, Government were pleased to approve the construction of 2 hostel buildings—One for 240 boys and the other for 100 girls at an estimated cost of Rs. 6,79,200 and Rs. 3,19,400 respectively. The construction of these two

6. The building of the Barabati Girls' High School at Balasore was placed at the disposal of the Womens' College Committee for opening of the womens' college at Balasore under private enterprise

7. The Arts section of the M. P. C. College at Baripada was shifted to its new building ( Mayurbhanj palace ) during the year under report.

8. During the year under report a sum of Rs. 1,49,000 was placed at the disposal of the Collector, Puri to meet the cost of acquisition of land and buildings of Patherpuri which is now used as a hostel of the college.

9. Following grants were paid to the Utkal University during the year under report :—

	Rs.
(a) Departmental charges for the construction of Arts Block.	17,988
(b) Departmental charges for the construction of hostel building.	66,359
(c) Grant for deputation of officers for various conferences.	20,000
(d) World University Service Hostel ..	1,000
(e) Grant to Utkal University for building and teaching.	6,96,653
(f) Grant for the extension works by the University teachers.	2,500
(g) Grant for holding of the All-India Oriental Conference.	19,847
(h) Grant for holding the meeting of the Indian Science Congress in January 1962.	25,000

10. The senate granted affiliation and further affiliation to the following colleges during the year under report for the opening of classes and subjects noted against each :—

#### AFFILIATION

(1) Bhanjanagar College	.. Pre-University (Arts)
(2) Baragarh College	.. Pre-University (Arts and Science)
(3) Kalahandi College	.. Pre-University (Science)
(4) Phulbani College	.. Pre-University (Science)
(5) Womens' College, Balasore	.. Pre-University (Arts)
(6) Kendrapara College	.. Pre-University (Arts)

## FURTHER AFFILIATION

- (1) Ravenshaw College .. Commerce at the Degree stage with subjects such as English, Economics—Money and Banking, Economic Development, Business Organisation and Administration, Book-keeping and Accountancy, Commercial Law, Currency and Advance Banking, Advance Accounting, Auditing and Rural Economics and Co-operative Banking.
- (2) Utkal Krushi Mahavidyalaya. Agronomy, Agricultural Botany and Agricultural Economics at the M. Sc. (Ag.) Course.
- (3) S. C. B. Medical College. Post-Graduate Degree Course (M. S., M. D., M. O., M. Sc.) and Post-Graduate Diploma Course (Ophthalmology, Gynaecology, Anaesthesiology and Clinical Pathology).
- (4) B. J. B. College .. English, M. I. L., Economics (Pass) History (Pass) Oriya (Pass), Political Science (Pass) and Philosophy (Pass) at the B. A. Degree Stage.
- (5) Khallikote College .. Elements of Commerce at the Pre-University Stage.
- (6) M. P. C. College Chemistry (Pass), Physics (Pass) and Mathematics (Pass and Hons.) at the B. Sc. Stage.
- (7) Bhadrak College .. Physics and Chemistry at the B. Sc. Stage and English, Economics (with money and Banking and Economic development of specified countries), Book-keeping and Accounts, Commercial Law, Business Organisation and Administration, Advanced Accounts, Auditing and Rural Economics and Principles of Co-operation and Co-operating Law at the B. Com. Stage.
- (8) Nirakarpur College .. English, M. I. L., General Knowledge, Physics, Chemistry, Mathematics and Biology in the 1st Year Degree Course or Pre-Professional Course.
- (9) Christ College .. Physics and Chemistry at the Pre-University Stage
- (10) Stewart Science College Physics, Chemistry and Mathematics at the Degree Stage.
- (11) Sundargarh College .. Physics, Chemistry, Mathematics and Geology at Degree Stage.

The following officers of the Education Department were deputed to attend various conferences noted against their names :—

- (12) English Literature Seminar held at Delhi from 2nd to 7th January 1960. I. Shri D. P. Patnaik, Lecturer in English, Ravenshaw College, Cuttack.
- (13) First All Asian Congress of Paediatrics held at New Delhi from 2nd to 7th January 1960. I. Professor, R. N. Misra, Principal-cum-Superintendent, Medical College, Burla.

- (14) Twenty-third Session of the Indian History Congress held at Aligarh from the 26th to the 28th December, 1960.
1. Dr. B. C. Ray, Lecturer, Ravenshaw College, Cuttack.
  2. Shri P. Mukherjee, Lecturer, Post-Graduate Department of History, Utkal University.
- (15) Forty-third Session of the All-India Economic Conference held at Chandigarh from the 26th to the 28th December 1960.
1. Dr. S. Misra, Principal, Ravenshaw College, Cuttack.
  2. Shrimati Nilima Misra, Lecturer, Sailabala Women's College, Cuttack.
  3. Shri R. C. Patnaik, Lecturer, M. P. C. College, Baripada.
  4. Shri B. Misra, Lecturer in Economics, Ravenshaw College, Cuttack.
- (16) Thirty-five Session of the Indian Philosophical Congress held at Waltair from the 29th to the 31st December 1960.
1. Dr. D. Misra, Principal, S. C. S. College, Puri
  2. Dr. G. Misra, Professor of Philosophy, Post-Graduate Department, Utkal University, Cuttack.
  3. Shri S. K. Chatopadhyaya, Lecturer in Philosophy, Ravenshaw College, Cuttack.
- (17) Fourth Conference of Law teachers held at Lucknow on the 28th and the 29th December 1960.
1. Shri K. S. Murty, Professor of M. S. Law College, Cuttack.

(b) *Secondary Education*—1. Grant-in-aid was given to 30 new High Schools during the year under report.

2. In order to implement successfully the Scheme of Secondary Education under the changed pattern, the post of the Joint Director of Public Instruction was continued during the year under report.

3. A new Secondary Training School was opened at Agarpara in the district of Balasore, during the year under report.

4. Craft subjects such as agriculture, carpentry, tailoring were systematically introduced in selected Secondary Schools with the Government grants.

5. Under the Central Scheme of Youth Welfare, a sum of Rs. 7,900 was allotted to 19 different High Schools of the State to under take students on tour to different parts of India.

6. A sum of Rs. 80,000 was sanctioned by Government of India for payment of land to Biswambar Bidyapitha, Puri, Nimapara High School, Puri and Asureswar High School, Cuttack.

7. Under the Scheme of Campus Work Project of Government of India, the first instalment of grants was paid to P. M. Academy, Cuttack, Salepur High School, Salepur and Alanahat High School, Alanahat.

8. A meeting of the Sub-committee appointed by the Board of Secondary Education, Orissa, was held for re-examining the conditions for the opening of Higher Secondary and Post Basic Schools in the State.

#### HIGHER SECONDARY AND POST BASIC SCHOOLS IN THE STATE

9. The M. E. Schools which were managed and aided by the District Boards were transferred to the Education Department, with effect from the 1st January 1961.

10. A branch of the Stewart School was opened at Bhubaneswar with effect from the 16th January 1961.

11. Under the auspices of the Board of Secondary Education, Orissa, two refresher courses, one in mathematics and the other in social studies, were organised in the Radhanath Training College, Cuttack and in the Basic Training College, Angul, respectively for the teachers of High Schools in the State.

12. During the year under report, 30 new High Schools in the State were recognised by the Board of Secondary Education, Orissa to present candidates at the High School Certificate Examination, 1961.

13. Fifty-two new High Schools were permitted to open classes higher than Class VIII during the year under report.

14. Fifty Higher Schools in the State were selected circlewise for allotment of 50 Hindi teachers.

15. During the year under report, 3 Girls' High Schools and 15 Girls' M. E. Schools were opened in the State.

16. Government were pleased to take over the management of Kantabanjhi High School in the district of Bolangir, during the year under report.

17. Government decided to take over the management of all the High Schools in the State either managed or aided by the District Boards.

18. Two holiday excursion camps, one at Puri and the other at Hirakud, were held for the students of age-groups 12-16.

19. With the assistance of the Indian Council for Child Welfare a Children Holiday Home was organised at Puri for 47 High School students of the age-groups 12-16.



20. For the first time excursion grants were given to students of age-groups 13 and above from High Schools.

21. One short-refresher course in music was held

22. The Examination Research Bureau has standardised some question in General Science and Social Studies.

23. Guide books on the teaching of English in Classes VI and VII were published by the Board and distributed among all the Secondary Schools in the State for the use of the teachers concerned.

24. Part I of the Higher Secondary School Certificate Examination was conducted for the 1st time in April 1960.

25. Fifty-seven centres were fixed for the Annual High School Certificate Examination held in February 1961 and 37 centres for the Supplementary High School Certificate Examination.

26. The extension service programme for Secondary Education which was started by Government of India at the R. N. Training College, Cuttack since 1957-58, was transferred to the control of the State Government from the year under report.

1. (c) *Primary Education and provision for training facilities*— Under the scheme of expansion of training facilities in existing Elementary Training Schools, buildings for 21 Elementary Training Schools were taken up and tabular structures were purchased. A grant of Rs. 82,000 received from the Government of India was spent for the supply of equipments and furniture to those 21 Elementary Training Schools.

2. Government were pleased to upgrade 204 lower elementary grade posts of Primary School teachers to higher elementary grade posts, with effect from the 1st July 1960.

3. Primary Schools which were managed and aided by the District Boards were transferred to Education Department with effect from the 1st January 1961.

4. It was decided by the Government to increase the value of the stipends of pupil-teachers in Elementary Training Schools from Rs. 20 to Rs. 25, with effect from the 1st July 1960.

5. A short term training course for imparting training to 400 school mothers was organised in 14 centres in the State.

6. During the year under review, 500 posts of Primary School teachers were sanctioned under the State Scheme of the Second Five-Year Plan and 3,000 posts of Primary School teachers under the control scheme of relief to educated unemployment.

Out of these 3,500 posts of Primary School teachers sanctioned during the year under report, 1,000 posts were utilised for opening of new schools and the balance of the posts were utilised for giving additional teachers to the existing Primary Schools.

7. The intake capacity of 25 Elementary Training Schools was increased from 30 to 50 under the scheme of expansion of training facilities.

8. Eleven New Elementary Training Schools were opened during the year under report.

9. The existing circles under the control of Inspectors of Schools (Men's Branch) were reorganised. The names of the new circles covering the districts and the number of officers posted against each circle, are given below:—

Serial No.	Name of the districts in the new circle	No. of officers sanctioned		Location of the Headquarters.
		Class I	Class II	
1	Sambalpur-Sundargarh ..	1	2	Sundargarh
2	Dhenkanal-Keonjhar .	1	2	Dhenkanal
3	Balasore-Mayurbhanj ..	1	3	Balasore
4	Cuttack ..	1	4	Cuttack
5	Puri-Phulbani ..	1	3	Puri
6	Ganjam ..	1	2	Berhampur
7	Kalahandi-Koraput-Bolangir.	1	3	Ultimately Bhawanipatana at present Bolangir.

10. A state wise enrolment drive was organised and conducted during 3rd week of May 1960 in all the Primary Schools in the State Co-operation of the public officers of other Departments M. L. As., M. Ps., and the press was widely enlisted. Educational supplements containing articles on various aspects of primary education and the enrolment drive were published in Daily Newspapers. The enrolment drive proved very successful.

11. In order to attract more girls for getting enrolled in Primary Schools and to attend classes regularly, attendance scholarships were awarded in the form of School uniforms.

12. A scheme with 25 stipendary seats was started for blind children under the auspices of the State Council for Child Welfare in September 1960.

13. The management of the Orissa Deaf and Dumb School at New Capital, Bhubaneswar was transferred to the State Council for Child Welfare, during the year under report.

14. Under the scheme of popularisation of sports and games in rural areas, a sum of Rs. 13,000 was placed at the disposal of the Secretary, State Youth Welfare Board, Orissa.

## CHAPTER II

## EDUCATIONAL PERSONNEL AND ORGANISATION

I. *Organisation*—1. The Director of Public Instruction, Orissa is the head of the Department. He also acts as the Technical Adviser to Government on matters relating to education. Professor B. C. Das, M.A. (Patna), B.A. (Hons.), (London), continued as the Director of Public Instruction, during the year under report.

The administration of the Engineering Schools, technical and Industrial Institutions continued to be under the charge of the Director of Industries, that of the college for medicine and the Ayurvedic College under the charge of the Director of Health Services and that of the college of Veterinary Science and Animal Husbandry under the charge of the Director of Veterinary Services. The control and administration of the college of Agriculture continued to remain under the Director of Agriculture. The Sevashram and Ashram Schools continued to remain under the administrative control of Government in the Tribal & Rural Welfare Department. The Adult Literacy Centres in Community Development Blocks continued to remain under the control of the Director of Community Project Administration. The Burla Engineering College, the Law College and the teaching departments of the Utkal University continued to remain under the control of the Vice-Chancellor of the University. Institutions like colleges and schools of music and dance were run by private enterprise.

2. Immediately subordinate to the Director of Public Instruction are the Joint Director of Public Instruction, the Deputy Director of Public Instruction, the Personal Assistant, the Inspector of Schools, the Principals of Government Colleges for Arts and Science, the Principals of Teachers' Training Colleges and the Colleges for Oriental Learning, the Organiser of Basic Education, the Adult (Social) Education Officer, the Publicity Officer, the Assistant Director of Public Instruction, the Special Officer for Crafts, the Assistant Statistician, the Superintendent of Sanskrit Studies, Principal, B. B. Sanskrit College, Principal, S. S. College, Puri, the Chief Inspector of Physical Education, the Inspectress of Physical Education, the Superintendent of Research and Museum, the Superintendent of Archaeology, Curator of Archives and the Principal, Government School of Arts and Crafts. Every other member of the department is subordinate to one or the other of these officers and addresses the Director only through the officer to whom he or she is subordinate.

## 3. Officers at Headquarters—

Name of post (1)	Held by— (2)	Remarks (3)
Joint D. P. I.	.. Shri G. C. Satpathy, B.A. (Hons.), (London).	
Deputy D. P. I., (Planning)	Shri B. Misra, M.Sc., A.M. (Columbia), M.S. (Michigan).	
Deputy D. P. I., (Basic and Primary).	Shri N. Nayak, M.A., Dip-in- Edn. (till 1-7-1960). Shri R. S. Senapati, M.A. (Wis.), M.Ed., (from 1-7-1960).	
Deputy D. P. I., (General)	Shri I. B. Dasgupta, M.A., B.L.	
Deputy D. P. I., (Women's Education).	Mrs. I. L. Sinha, M.A., B.T. (Ca.), M.A. (London), Dip-in- Edn. (London), (from 1-7- 1960).	
Adult (Social) Education Officer.	Shri G. K. Mohanty, M.A. (Pat.), Dip-in-Edn. (Bristol), M.R.S.T. (London).	
P. A., (I) to D. P. I.	.. Shri J. B. Mohanty, M.A., L.L.B., (till 21-2-1961). Shri Ch. B. N. Nanda, M.Sc., (B. H. U.), (from 21-2-1961).	
Assistant D. P. I., (Primary)	Shri S. C. Panda, B.A. (Hons.)	
Assistant D. P. I., (Train- ing).	Shri B. Patnaik, B.A., D.Ed.	
P. A., (II) to D. P. I.	Shri D. Panda, (went on leave preparatory to retirement). Shri M. C. Parhi, (from 10-12- 1960).	
Chief Inspector of Physical Education.	Shri A. C. Das, B.P.E., M.Ed.	Was also part-time Principal, Govern- ment College of Physical Education, Orissa.
Inspectress of Physical Edu- cation.	Srimati R. Devi, M.A., D.Ed.	
Publicity Officer	.. Shri N. K. Rath, B.Sc., D.Ed. (till 12th February 1961).	(Transferred as Headmaster, R. C. Higher Secondary School, Cuttack),
	Shri A. Hussain, M.A., LL.B. (From 17-2-1961).	
Assistant Statistician	Shri B. B. Mohanty, B.A.	
Special Officer for Crafts	Shri Lalit Mohan Rath, B.A., D.Ed. (From 15-8-1959).	
Science Consultant	.. Shri Agadhu Misra, B.Sc., D.Ed. (From 13-11-1959).	
Accounts Officer	.. Shri G. V. R. Murty, M.A., LL.B.	

II. *Educational Services*—The following are the details of the posts in the Orissa Educational Service, Class I, Class II and Class III (Gazetted).

Serial No.	Designation	No. of posts	Scale of pay	Revised scale of pay
	(a) SENIOR ADMINISTRATIVE SERVICE			
1	Director of Public Instruction, Orissa.	1	Rs. 1,300—100—1,800	
	(b) JUNIOR ADMINISTRATIVE SERVICE			
2	Principal, Ravenshaw College, Cuttack.	1	Rs. 1,000—50—1,250	
	Joint Director of Public Instruction, Orissa.	1	Ditto	
	(c) CLASS I			
	(i) Teaching			
3	Post-Graduate Professors in English, Oriya, Economics, Mathematics, Chemistry, Botany at the Ravenshaw College, Cuttack and Professor, Education-cum-Principal, Radhanath Training College, Cuttack.	8	Rs. 600—40—960	
4	Readers in English, Economics, History, Mathematics, Chemistry, Botany, Physics, Zoology, Psychology, in the Ravenshaw College and Reader in Education, Radhanath Training College, Cuttack.	10	Rs. 300—20—320—25—420—30—570—E. B.—30—690—30—780—E. B.—40—860.	
5	Principal of Government Colleges at Bolangir, Baripada, Sambalpur, Puri, Balasore, Parlakimedi, Sailabala Women's College at Cuttack and the Basic Training College at Angul.	8	Ditto	
	(ii) Headquarters staff			
6	Deputy Director of Public Instruction, Orissa (General, Planning, Primary and Basic).	3	Rs. 300—20—320—25—420—30—570—E. B.—30—690—30—780—E. B.—40—860. Plus a special pay at 20 per cent of the pay subject to a maximum of Rs. 150 subject to the further condition that the pay plus allowance should not exceed the maximum of the grade pay.	

Serial No.	Designation	Number of posts	Scale of pay	Revised scale of pay
	(iii) Inspecting			
7	Inspector of Schools, Central, Western, Southern and Northern Circles, Puri, Sundergarh and Dhenkanal Circles (the last 3 Circles being created from 1-7-1960).	4+3	Rs. 300—20—320—25—420—30—570—E. B.—30—690—30—780—E. B.—40—860.	
8	Inspectress of Schools, Orissa, [the post being upgraded as Deputy D. P. I., (Women's Education), Orissa, from 1-7-1960].	1	Rs. 300—20—320—25—420—30—570—E. B.—30—690—30—780—E. B.—40—860 with the rate of special pay at the rate of 20 per cent of pay subject to a maximum of Rs. 100.	
9	Adult (Social) Education Officer, Orissa.	1	Rs. 300—20—320—25—420—30—570—E. B.—30—690—30—780—E. B.—40—860.	
	<b>OTHERS</b>			
10	A floating post which is utilised either in the inspecting or in the teaching branch according to necessity.	1	Ditto	Revised scale of pay with effect from the 1st March 1961.
	(d) CLASS II			
	(i) Headquarters Staff			
11	Personal Assistant (I) to the Director of Public Instruction, Orissa.	1	Rs. 200—15—20—25—435—E. B.—25—610—E. B.—30—700. (Plus special pay of 20 per cent subject to the maximum of Rs. 60).	Rs. 260—15—320—20—400—E. B.—30—520—E. B.—40—680—50—780 (plus a special pay of 20 per cent subject to the maximum of Rs. 60).
12	Assistant Director of Public Instruction, (P. & B.) and Assistant Director of Public Instruction (Training), Orissa.	2	Ditto	Ditto
13	Special Officer for Crafts	1	Rs. 200—15—260—25—435—E. B.—25—460.	Rs. 260—15—320—20—420—E. B.—30—540.
14	Publicity Officer	1	Rs. 200—15—260—25—435—E. B.—25—610—E. B.—30—700.	Rs. 260—15—320—20—400—E. B.—30—520—E. B.—40—680—50—780
15	Organiser of Basic Education, Orissa.	1	Ditto	Ditto
16	Personal Assistant (II) to Director of Public Instruction, Orissa.	1	Rs. 310—25—435	Rs. 420—20—500—25—550.

Serial No.	Designation	Number of posts	Scale of pay	Revised scale of pay
	<i>(ii) Teaching (Colleges)</i>			
17	Lecturers of all Government Colleges for General, Special and Professional Education under the department and Principals of Government and Grade Colleges for General Education.	394+25 women	Rs. 200—15—260—25—435—E. B.—25—610—E. B.—30—700. (Plus a special pay of 20 per cent subject to a maximum of Rs. 60) per month for Principals of Second Grade Colleges.	Rs. 260—15—320—20—400—E. B.—30—520—E. B.—40—680—50—780 (plus a special pay of 20 per cent subject to the maximum of Rs. 60 per month for Principals of Second Grade Colleges)
18	Principal, B. B. Sanskrit College.	1	Rs. 200—460	Rs. 260—15—320—20—420—E. B.—30—540.
	<i>(ii) Teaching (Schools)</i>			
19	Headmasters of Government High Schools and Secondary Training Schools at District Headquarters.	16	Rs. 200—15—260—25—435—E. B.—25—610—E. B.—30—700.	Rs. 260—15—320—20—400—E. B.—30—520—E. B.—40—680—50—780
20	Headmistress of Government Girls' High Schools at Cuttack, Puri, Balasore, Sambalpur and Berhampur and Secondary Training School for women, Cuttack.	5	Ditto	Ditto
21	Principal of the school of Arts and Crafts.	1	Ditto	Ditto
22	Principal, Hindi Training Institution.	1	Rs. 200—15—260—25—460.	Rs. 260—15—320—20—420—E. B.—30—540.
23	Principal, College of Physical Education.	1	Rs. 200—700	Rs. 260—15—320—20—400—E. B.—30—520—E. B.—40—680—50—780
	<i>(iv) Inspection</i>			
24	District Inspector of Schools (Two newly sanctioned, three posts of Assistant Inspector of Schools converted as District Inspector of Girls' Schools from the 1st July 1960).	13+5	Rs. 200—15—260—25—435—E. B.—25—610—E. B.—30—700.	Rs. 260—15—320—20—400—E. B.—30—520—E. E.—40—680—50—780.
25	Assistant Inspector of Schools (Number reduced to one third of leaving converted as District Inspector of Schools from the 1st July 1960).	4	Ditto	Ditto
26	Superintendent of Sanskrit Studies, Orissa.	1	Ditto	Ditto



Serial No.	Designation	Number of posts	Scale of pay	Revised scale of pay
1	2	3	4	5
27	District Social Education Organisers.	13	Rs. 200—15—260—25—435 E.B.—25—610—E.B.— 30—700.	Rs. 200—15—320—20—40 —E.B.—30—520—E.B.— —40—680—50—780.
28	District Inspectress of Schools.	3+2	Ditto	Ditto
29	Chief Inspector of Physical Education.	1	Ditto	Ditto
30	Inspectress of Physical Education.	1	Ditto	Ditto
31	Superintendent of Archaeology.	1	Ditto	Ditto
32	Superintendent of Research and Museum.	1	Ditto	Ditto
33	Curators of Research and Museum.	3+2 from 1-9-1960	Ditto	Ditto
34	Curator of Archives ..	1	Ditto	Ditto
35	Chief Radio Telegraph Instructor.	1	Rs. 500—50—50	..
36	Medical Officer, Ravenshaw College.	1	Rs. 200—460	Rs. 260—15—320—20— 420—E. B.—30—540.
37	Science Consultant ..	1	Ditto	Ditto
38	Senior Craft Instructors, School of Arts and Crafts, Khallikote.	3	Ditto	Ditto
39	Lecturer in Arts, School of Arts and Crafts.	1	Ditto	Ditto
40	Lecturer in Sculpture, School of Arts and Crafts.	1	Ditto	Ditto
(e) CLASS III				
41	Assistant Statistician ..	1	Rs. 175—10—215—15— 380.	Rs. 260—15—320—20— 420—E. B.—30—540.
42	Senior Instructor, College of Physical Education.	2	Ditto	Ditto

III. *Extra Departmental Agencies*--The Department continued to receive assistance from the Officers of Revenue Department such as District Magistrates, Subdivisional Officers, Block Development Officers, Executive Officers of various Municipalities. The Department is thankful to such Officers for their co-operation.

The Managing Committees of all types of institutions, the Department of Government, viz., Tribal & Rural Welfare Department, Industries Department, Department of Commerce, Political & Services Department, etc., did valuable educational work and evinced keen interest in the improvement of Primary Technical Education in their respective spheres. The work of the various Christian Missionary bodies also deserve special mention for their whole-hearted endeavour for the advancement of education among members of the backward communities. Railway authorities also assisted in the expansion of education in the State by maintaining some schools.

IV. *Directorate and Inspectorate*—The Director of Public Instruction inspects all colleges for general education and special education including the teachers training colleges. The administration and control of Government Colleges and the administration of grants to aided colleges rest with him. He also performs the duties of the Inspector of Anglo-Indian Schools. The Joint Director of Public Instruction, Orissa and other Headquarters Officers including the Deputy Directors assist him in all his functions. The Director of Public Instruction is the *ex officio* President and the Joint Director of Public Instruction is the *ex officio* Vice-President of the Board of Secondary Education.

The State is divided into 7 areas (three being formed from 1st July 1960, for the purpose of educational administration, each being designated as a Circle. Each Circle is under the charge of one Inspector of Schools, who is assisted by the District Inspectors of Schools. The Inspector of the Cuttack Circle is also assisted by one Assistant Inspector of Schools. The Inspectors inspect all High Schools for boys except those attached to Government Colleges and supervise the work of the District Inspectors of Schools. Schools attached to Government Colleges are inspected by the Principals of the respective Colleges. The Ravenshaw Collegiate Higher Secondary School, the Secondary Training School for men at Cuttack and the Secondary Training School for women at Cuttack were under the control of the Principal, Radhanath Training College, Cuttack. The Secondary Training School for men at Chikiti was under the control of the Inspector of Schools, Ganjam Circle and the Secondary Training School at Kundukela was under the control of the Inspector of Schools, Sundergarh Circle. There are 13 districts in the State and each district has one or more District Inspectors of Schools who inspect Middle Schools, Elementary Training Schools for boys and also supervise the work of the Deputy Inspectors of Schools, Sub-Inspectors of Schools and Assistant Sub-Inspectors of Schools under their respective control. The Deputy Inspectors of Schools inspect Middle Schools, Elementary Training Schools within their respective

jurisdiction and also supervise the work of the Sub-Inspectors and Assistant Sub-Inspectors under their control. The Sub-Inspectors and Assistant Sub-Inspectors inspect the Primary Schools.

The Deputy Director of Public Instruction (Women's Education) inspects all High Schools for Girls within the State. The whole State has been divided into 5 areas two of which were formed from 1st July 1960 consisting of one or more districts each and one District Inspectress has been kept in charge of each such area. There were 5 District Inspectresses in the State during the year under report. The District Inspectresses are directly responsible for the inspection of all Middle Schools for girls in their respective jurisdictions. The number of Gazetted Officers in Class I, Class II and Class III in the Directorate and the Inspectorate of the State Educational Services has been shown in detail, earlier, in this chapter. There were 30 Deputy Inspectors of Schools, 126 trained graduate Sub-Inspectors of Schools, 41 trained Intermediate Sub-Inspectors of Schools, 189 trained Matriculate Sub-Inspectors of Schools and 67 Elementary trained and 2 Matric trained Assistant Sub-Inspectors of Schools working in the State during the year under report.

The Organiser of Basic Education controls and inspects all the Basic Training Schools, as well as all Junior, Senior and Post-Basic Schools in the State.

The Adult (Social) Education Officer is responsible for Adult Education in the State. There were 13 District Social Education Organisers, 3 Organisers of Adult Education, one Audio-Visual Education Officer, one Production Officer and one Writer-cum-Translator under him. The District Social Education Organisers work as Technical Advisers in Social Education in the Block areas. The production staff consisting of a Production Officer and a Writer-cum-Translator help the Adult (Social) Education officer in producing Social Education literature.

The Superintendent of Sanskrit Studies is the administrative head of the Sanskrit Tols and aided Sanskrit Colleges. He also inspects Sanskrit Primary Schools. He is assisted in his work by two Assistant Superintendents of Sanskrit Studies.

The Chief Inspector of Physical Education supervises Physical Education of boys in schools and colleges. He is attached to the office of the Director of Public Instruction. There is an Inspector of Physical Education in each circle under the control of the Inspector of Schools.

The Inspectress of Physical Education supervises Physical Education of students in the High, Middle and Primary Schools for girls.

There is a special Inspecting Officer for Muslim Education. An Inspecting Maulavi assists him in his work. He supervises all Madrasas. There are 25 High Schools and 8 M. E. Schools in which teaching in Urdu and Persian is imparted to Muslim boys and girls. These classes are also supervised by the Special Inspecting Officer.

There is a Superintendent of Archaeology and another Superintendent of Research and Museum. These officers were assisted by the Curators of Research Section and the Curators of Museum. Till the 15th January 1960 the Archives Section continued to function as a constituent unit of the Research and Museum Sections under the direct control of the Superintendent of Archaeology for all administrative purposes. But with effect from the 15th January 1960 the Archives Section has been separated from the Museum and the Curator of Archives has been functioning under the direct control of the Director of Public Instruction, independent of Superintendent of Archaeology.

There is a Science Consultant who is in charge of bringing about improvement in the teaching of science in the Elementary Schools. He is working in a selected area under a Pilot Project Scheme.

There is a Departmental audit service consisting of 3 Auditors attached to the office of the Director of Public Instruction. Besides, there are 2 Auditors attached to the office of the Inspector of Schools, Central Circle and one Auditor each to the offices of the Inspectors of Schools of the remaining six Circles. These Auditors audit the accounts of the schools and colleges under the Department. There is an Accounts Officer deputed by the Finance Department whose duty is to supervise the work of the Auditors and to ensure effective control-over expenditure and accounts procedure in the office of the Director of Public Instruction and in the offices subordinate to him.

## CHAPTER III

## PRIMARY EDUCATION

I. *Administration and control*—Primary Education, as its very name implies, constitutes the foundation on which the entire superstructure of education is built. Broadly speaking, education at this stage possesses a two-fold problem in this State on the satisfactory solution of which depends, to a very large extent the future of the community. The first aspect of the problem is to evolve a suitable system of education which may help awaken the dormant faculties of the child and the other is to provide this education to every child of the school-going age. Primary Education is provided in the Primary Schools and in the Junior Basic Schools. It is also provided in the Sevashram and in the lower classes of some Secondary Schools, both Middle and High, Senior Basic Schools and Ashram Schools. The Basic Schools followed the Basic Method of teaching and a Craft-centred curriculum. The Primary Schools followed a modified syllabus prepared on Basic lines. The courses of studies followed in Junior Basic Schools, were partly as prescribed by the Hindustani Talimi Sangha and partly the modified primary syllabus with basic features which was introduced from class I of the Junior Basic Schools with effect from the 1st April 1959. The modified syllabus prescribed by the Education Department was followed. To bring about an all-round development of the child's personality in the physical, intellectual, social and emotional sides, emphasis was shifted from cramming dry and unrelated bookish lessons to activities by which the child's inherent powers might be awakened and his curiosity aroused.

The Organiser of Basic Education, Orissa supervised and controlled the Basic Schools till December 1959, after which inspection and supervision of Basic Schools of all categories were transferred to the inspecting officers of the General Inspectorate who usually supervise and control the Primary Schools. This was done in pursuance of the policy of Government to unify both these systems of education at the elementary level under the same technical supervision and guidance.

As far as the management is concerned, some Primary Schools in the State were managed by the Railway administration, some Primary Schools were under direct management of the State Government and these are located in the Ganjam Agency and in the New Capital area. Primary Schools in ex-State areas were treated as Government managed Primary Schools. These Primary Schools were aided by Government and the State Government met the expenditure on account of payment of salaries to the teachers and the Primary School buildings of premerger time were looked after by Government. There were a few Primary Schools managed

by Municipal Boards, and District Boards, Government placed funds at the disposal of the executive officers of Municipalities or District Boards for giving financial aid to these Schools. There were a few Primary Schools which received aid directly from the District Inspector of Schools and a few which received no aid from Government. The District Inspectors of Schools appointed teachers in Government, Government managed and directly aided Primary Schools out of the lists of candidates selected by the District Selection Committee appointed by Government every year. Teachers were appointed by the authorities of the local bodies from the same lists of names drawn up by the District Selection Committee in order of merit in the Primary Schools which were aided or directly managed by them.

II. *Scheme of School Classes*—Since the year 1958-59 there was a change in the number of classes constituting the Primary stage. Primary Schools designed to provide education suited to children of the age-group 6 to 11, had previously an infant class attached to each of them. These infant classes were abolished during the year 1958-59. Thus a full-fledged Primary School known as an Upper Primary School had five classes i. e., classes I to V. Primary Schools having the first three classes i. e., classes I to III were known as Lower Primary Schools. A Public examination was held at the end of the Upper Primary stage and a scholarship examination was held at the end of Lower Primary stage.

Most of the above two types of schools followed the general courses prescribed by the Education Department but only a few had arrangements for teaching Sanskrit and Urdu. Primary Schools with provision for teaching Sanskrit were known as Sanskrit Primary Schools and those having provision for teaching Urdu were known as Urdu Primary Schools. Thus the State had four types of recognised Primary Schools viz. (i) Upper Primary (ii) Lower Primary (iii) Sanskrit Primary and (iv) Urdu Primary. There were also a few Primary Schools for linguistic minorities residing in the State for instruction in their mother-tongue in the Primary stage.

The following Table shows the number of different types of recognised Primary Schools both for boys and girls for the years 1959-60 and 1960-61.

TABLE 4

	Total number of Schools	
	1959-60	1960-61
Upper Primary ..	2,456	3,825
Lower Primary ..	16,200	16,240
Sanskrit Primary ..	14	12
Urdu Primary ..	213	212
Total ..	<u>18,883</u>	<u>20,289</u>

## III. Schools

The following table gives the number of Primary Schools for boys and girls by management and number of pupils in them for the year 1959-60 and 1960-61.

TABLE 5

Management	Number of Primary Schools			Number of pupils		
	1959-60	1960-61	Increase or decrease	1959-60	1960-61	Increase or decrease
1	2	3	4	5	6	7
Central Government i. e. Primary Schools run by Railway Administration.	28	39	+11	1,905	3,038	(+)1,133
State Government i. e. Government Primary Schools in ex-State areas managed by Government.	*4,101	*4,163	+62	2,32,531	3,18,707	(+)86,176
District Board	595	**Nil	**(-)595	47,869	**Nil	(-)47,869
Municipal Board.	106	115	(+)9	19,234	21,148	(+)1,914
<i>Private Bodies</i>						
(i) Aided ..	13,850	15,851	(+)2,001	6,40,402	9,11,040	(+)2,70,638
(ii) Un-aided	203	121	(-)82	7,917	8,765	(+)848
Total (i) & (ii)	18,883	20,289	(+)1,455	9,49,858	12,62,698	(+)3,12,840

\* The figures against asterisks comprise Government Primary Schools and Primary Schools in ex-State areas managed by Government.

\*\* Primary Schools which were managed and aided by the District Boards were transferred to Education Department, with effect from the 1st January 1961, after the abolition of the District Boards and coming in to force of the Orissa Zilla Parishad Act, 1961.

The total number of Primary Schools for boys and girls showed an increase of 1,406 from 18,883 in 1959-60 to 20,289 in 1960-61. The increase was due to the following reasons:—

During the year under review 500 posts of Primary School teachers were sanctioned under the State scheme of the Second Five-Year Plan and 3,000 posts of Primary School teachers under the Central Scheme of relief to educated unemployment. Out of these 3,500 posts of Primary School teachers sanctioned during the year under report 1,000 posts were utilised for opening new schools and the balance of the posts were utilised for giving additional teachers to the existing Primary Schools. As it appears from the above table the total increase in the number of Primary Schools was 1,406 including 121 unaided Primary Schools opened by private enterprise. Thus it appears that 334 more teachers were utilised in opening single teacher Primary Schools all over the State to meet the public demand for the spread of education in remote areas. There was a number of unrecognised Primary Schools called "Chatsalis" receiving grant at a flat rate of Rs. 10 per month each from the State Government. Out of 337 unrecognised Primary Schools that existed in the State during the year under report, 211 were Chatsalis which received a grant of Rs. 10 per month from the State Government. Since these Chatsalis were given grants, they were inspected by the Inspecting Officers of the Department. Instruction in these Chatsalis was mainly confined to 3 R's. and the outturn of work was quite satisfactory in consideration of the amount spent on them.

These Chatsalis were gradually converted into regular Primary Schools on condition of efficiency, but they could not all be abolished or converted into Primary Schools at a time because, they were mostly opened by enterprising men in undeveloped villages of the interior of the ex-feudatory States, often with natural barriers, where qualified teachers were not locally available nor could the villagers donate land or building for the establishment of a regular Primary School. Work was often done by one Upper Primary passed teacher for whom a regular monthly grant of Rs. 10 provided sufficient incentive. A sum of Rs. 25,320 was spent on giving grants to the Chatsalis during the year under report.

IV. *Students*—The total number of pupils under instruction in Primary Schools of the State increased during the year under report by 3,12,840 from 9,49,856 in 1959-60 to 13,62,698 in 1960-61.



The following table compares the distribution of pupils in the different classes of the Primary stage during 1959-60 and 1960-61. The figures include the number of scholars receiving Primary education in Secondary Basic as well as Ashram and Sevashram Schools:--

TABLE 6  
TOTAL NUMBERS OF PUPILS

	1959-60			1960-61		
	Boys	Girls	Total	Boys	Girls	Total
Class I ..	328,932	152,738	481,670	450,382	250,227	700,609
Class II ..	207,458	81,967	289,425	220,933	93,321	314,254
Class III ..	139,052	45,459	184,511	156,551	56,102	212,653
<b>Total Lower Primary Stage.</b>	<b>675,442</b>	<b>280,164</b>	<b>955,606</b>	<b>827,866</b>	<b>399,650</b>	<b>1,227,516</b>
Class IV ..	64,814	12,436	77,250	87,371	30,440	117,811
Class V ..	46,476	7,744	54,220	55,662	9,871	65,533
<b>Total Upper Primary Stage.</b>	<b>111,290</b>	<b>20,180</b>	<b>131,470</b>	<b>143,033</b>	<b>40,311</b>	<b>183,344</b>
<b>Grand Total ..</b>	<b>786,732</b>	<b>300,344</b>	<b>1,087,076</b>	<b>970,899</b>	<b>439,961</b>	<b>1,410,860</b>
Total number of scholars in Primary Schools out of the grand total shown above, receiving primary education in Secondary, Basic as well as Ashram and Sevashram Schools was as shown below.	108,272	28,946	137,218	111,433	36,729	148,162

When we examine the ratio of boys to girls in every class, it is found that there was an abrupt fall in the number of girls after class III that is, at the end of the Lower Primary stage from 56,102 to 30,440. The reasons for this is that parents were not very keen on educating their daughters and when occasion arises for sending the latter to Upper Primary or Secondary Schools which were generally at some distance from their homes, the idea of further educating the girls was altogether dropped by them in consideration of the distance girls ceased to attend school thereafter.

V. *Stagnation and wastage*—While considering the question of wastage at the Primary stage, children reading in Class IV have not been taken into account because it has been estimated that children who have followed a regular course for four years in a Primary school will be able to retain their literacy even if they do not continue their education further. In order to calculate stagnation and wastage in the Lower Primary Classes for the year 1960-61, we have to take the students enrolled in Class III in 1960, students enrolled in Class II in the year 1959 and Class I in the year 1958-59. There is no record to determine the effect of stagnation and wastage separately. The following Table gives the combined effect of wastage and stagnation :—

TABLE 7

Year	Class	Boys	Girls	Total
1960-61 ..	III	1,56,551	56,102	2,12,653
1959-60 ..	II	2,07,458	81,967	2,89,425
1958-59 ..	I	2,43,254	95,243	3,38,497

If the number of students in Class I is taken as 100, the following Table shows how the number goes on decreasing in the course of 2 years :—

TABLE 8

	1958-59	1959-60	1960-61
	Class I	Class II	Class III
One hundred (Boys and Girls taken together) ..		85%	62·8%
One hundred boys only ..		85%	64·3%
One hundred girls only ..		86%	58·9%

The first row of the above Table shows that 37 per cent (100—62·8) of the total number of students in Class I of the Primary Schools would not be able to retain their literacy. Consequently the time and money spent on them over this short period of their education were wasted. A comparison between the Second and Third rows shows that the amount of wastage in case of girls was greater than that in case of boys. This feature together with the low enrolment of girls in Primary Schools accounted for the low percentage of literacy among the women in

Orissa. Wastage and stagnation at Primary stage were serious problems. There are many reasons for the heavy wastage at the Primary stage. In a number of cases children were pre-maturely withdrawn from schools because the parents were inclined to exploit the economic potentialities in them. In Primary Schools, particularly in single teacher Primary Schools, one teacher had to attend to more than one class and instruction was not sufficiently attractive to retaining the interest of the children and this encouraged truancy and irregular attendance and was partly responsible for wastage and stagnation. One of the measures which had been adopted recently to improve the efficiency of instruction in Primary Schools was the introduction of a system of common examination, with effect from the year 1955 in each district at the end of the Upper Primary stage. The introduction of this system of public examination at the end of the Primary School course produced a salutary effect on the teaching in the Primary Schools. The expansion of the scope of compulsory Primary education on as wide a scale as possible, which would have the effect of lengthening the average duration of a child's school life, was also contemplated to be very effective to check wastage and stagnation. However, it has been seen that a person who has read in a school for only two years and gradually lapsed into complete illiteracy realises his folly and takes general care that his children who attend school do not repeat his experience and become illiterate as himself.

VI. *Compulsion*—There is provision for the enforcement of compulsory primary education in any selected area of the State as per the Orissa Basic Education (Amendment) Act. (Act No. 8 of 1955). According to this Act the State Government may by notification, enforce compulsory attendance in schools of children of the age-group 6—11 years ordinarily residing in any local area within the jurisdiction of District Boards, Municipalities or Grama Panchayats. Such local areas or portion of a local area or any other place in the State outside the jurisdiction of the local authority are to be notified from time to time. Compulsory attendance in Primary Schools for boys, only, between the ages 6—11 years was insisted upon in the Municipal area of Parlakimedi since 1926 and in the rural area of Banki since the year 1925. Notifications were issued under the Bihar and Orissa Primary Education Act, 1919 in respect of Banki and under the Madras Elementary Education Act, 1920 in respect of Parlakimedi. No further notification has however been issued under the Orissa Basic Education Act.

Compulsory primary education was also insisted upon in 5 more rural and urban areas of the State, with effect from the year 1953-54. Formal notifications for these areas have however not been made under the Orissa Basic Education Act.

During the year under report, a pilot project for the introduction of Compulsory Primary Education was introduced in four Blocks in the State. Primary Schools were opened in required numbers for universal provision. Teachers were appointed according to the teacher pupil ratio 1:35 in all the schools in each Block. Midday meals and attendance Scholarships were provided for the improvement of Enrolment and Retention of Children.

The names of the five areas and the four Blocks stated above are given below :—

#### FIVE AREAS

- (1) Sundargarh Town .. In the Sundargarh district
- (2) Angul Town .. In the Dhenkanal district
- (3) Athmalik Thana .. Ditto
- (4) Baripada Town .. In the Mayurbhanj district
- (5) Athgarh Town .. In the Cuttack district

#### FOUR BLOCKS

- (1) Cuttack Sadar .. In the Cuttack district
- (2) Ganjam .. In the Ganjam district
- (3) Bangiriposi .. In the Mayurbhanj district
- (4) Khariar .. In the Kalahandi district

The midday meals programme was extended to 10 more blocks which served as an incentive to draw in more children from the poorer groups thus indirectly serving the purpose of greater enrolment without legal compulsion.

On the basis of the model legislation prepared by the Ministry of Education, a draft bill is under the consideration of the State Government.

VII. *Teachers*—A comparative study of the number of teachers in Primary Schools during the year 1959-60 and 1960-61 together with their qualifications has been shown in the Table given below:—

TABLE 9  
TEACHERS IN PRIMARY SCHOOLS

	1959-60			1960-61		
	Men	Women	Total	Men	Women	Total
Trained teachers ..	11,535	328	11,863	12,828	345	13,174
Percentage of total ..	33.4	7.3	40.0	38.4	44.1	38.6
Untrained teachers ..	17,699	365	18,064	20,537	439	20,976
Percentage of total ..	60.6	52.7	60.0	61.6	55.9	61.4
Total number of trained and untrained teachers.	29,234	693	29,927	33,365	785	34,150

The total number of teachers increased from 29,927 in 1959-60 to 34,150 in 1960-61 while the total number of pupils under instruction in Primary Schools increased from 949,858 in 1959-60 to 1,262,698 in 1960-61. Thus there has been an increase in the pupil-teacher ratio from 31.7 in 1959-60 to 37 in 1960-61 which is quite encouraging. The increase in the percentage of trained teachers was brought about by the opening of new Elementary Training Schools. There were 9 trained and 360 untrained teachers in unrecognised Primary Schools during the year under report as against 13 trained and 367 untrained teachers respectively in the previous year. The decrease has been due to recognition of some unrecognised schools during the year.

The scale of pay of Primary School teachers generally varied according to the qualifications of the teachers and the authority managing the schools. Some teachers were also allowed special scales of pay previously because they claimed it on the ground that the ex-State Government under whom they served before the merger of the State allowed them such scales. The scales of pay of teachers in different types of Primary Schools in vogue is given below :—

(a) *Government Primary Schools*

		Revised scale of pay with effect from 1-3-1961.	
1. Lower Elementary trained teachers (men and women).	Rs. 30—1—39 (Starting pay Rs. 35)	Rs. 65—1—75—E.B.— 2—77—3—80—5— 85.	
2. Higher Elementary trained teachers (men and women).	Rs. 40—1—50	Rs. 70—1—75—2—95	
3. Junior Trained Non-Matriculate teachers (men and women).	Rs. 40—1—50	Rs. 70—1—75—2—95	
4. Senior Trained Non-Matriculate teachers (women).	Rs. 40—1—50—2—50	Rs. 70—1—75—2—95	
5. Untrained Matriculate teachers (men and women).	Rs. 50—2—70—E.B.— 2—20.	Rs. 80—3—110—E.B.— 3—116—4—120—5 135.	
6. Trained Matriculate teachers (men and women).	Rs. 50—2—70—E.B.— 2—9) (Starting pay Rs. 60).	Rs. 100—4—120—5— 130—E.B.—5—155.	

(b) *Government Managed Primary Schools, Aided Primary Schools in ex-State areas (except the schools opened under Relief of Educated Unemployment Scheme).*

1. Untrained non-Matriculate teachers	..	Rs. 30—1—39 (fixed pay Rs. 35)
2. Trained Non-Matriculate teachers	..	Rs. 40—1—50
3. Untrained Non-Matriculate teachers	—	Rs. 40—2—50—E.B.—2—80
4. Trained Matriculate teachers	..	Rs. 50—2—70—3/2—85

(c) *Aided Primary Schools (other than those in ex-State areas and schools under Unemployment Scheme).*

- |                                       |    |                                |
|---------------------------------------|----|--------------------------------|
| 1. Untrained Non-Matriculate teachers | .. | Rs. 20—2—39 (fixed pay Rs. 35) |
| 2. Trained Non-Matriculate teachers   | .. | Rs. 40—1—50                    |
| 3. Untrained Matriculate teachers     | .. | Rs. 40—2—60—E.B.—2—80          |
| 4. Trained Matriculate teachers       | .. | Rs. 50—2—70—3/2—85             |

(d) *Primary Schools opened under the scheme of Educational Programme to relieve educated unemployment.*

- |                                       |    |                                |
|---------------------------------------|----|--------------------------------|
| 1. Untrained Matriculate teachers     | .. | Rs. 40—2—60—E.B.—2—80          |
| 2. Untrained Non-Matriculate teachers | .. | Rs. 30—1—39 (fixed pay Rs. 35) |

The Primary school teachers serving in Government Primary Schools or in Primary sections of Government managed B type Middle English Schools in ex-State areas and Government practising Primary Schools attached to Government Elementary Training School were eligible to get the usual dearness allowances. The teachers serving in Government managed Primary Schools in ex-State areas and the Primary School teachers serving in other aided schools were not entitled to any dearness allowances but were entitled to house allowance or un-healthy locality allowances as laid down in Government Resolution No. 40-E., dated the 4th January 1947, with effect from the 1st April 1957. Those Primary School teachers who were not eligible to get the second additional dearness allowance admissible to Government employees were allowed a flat rate increase of Rs. 5 over and above their basic salary fixed in the revised scale of pay.

VIII. *Size of classes*—Up to the year 1958-59 it was normally accepted that a Primary School teacher was to be in charge of 30 pupils but the actual roll strength of classes in Primary Schools varied on account of the location of the school, the number of school-going children in the locality and the consciousness of the community for education according to the conditions that prevailed among different local communities. In Primary classes attached to Secondary Schools, where facilities of accommodation and supply of equipments were better than in the Primary Schools themselves and the demand for admissions was greater, the roll strength was kept upto the maximum limit of 44 including 4 seats reserved for the wards of Government servants on transfer provided the neighbouring schools were not affected.

The average pupil-teacher ratio in Primary Schools during the year under report was however, 37 as against 31·7 during the previous year.

Specifications for a class room of a Primary School was the same as before, i. e., 8 to 10 sq. ft. of floor space for each student, subject to the condition that the length of the room should not be more than 20ft. nor its breadth less than 15 ft.

IX. *Expenditure*—The following table compares the direct expenditure only in all Primary Schools (boys' and girls' schools taken together) for the past two years.

TABLE 10

	Central Government Fund	State Government Fund	District Board Fund	Municipal Board Fund	Fees	Other sources	Total
1	2	3	4	5	6	7	8
	Rs.	Rs.	Rs.	R .	Rs.	Rs.	Rs.
1959-60	14,03,245	1,29,19,086	86,119	1,61,925	14,374	6,81,473	1,52,66,222
Percentage to the total expenditure.	9·19	84·63	0·56	1·07	0·09	4·46	100
1960-61	9,41,131	1,50,21,515	11,92,617	2,21,096	6,600	7,40,338	1,81,25,297
Percentage to the total expenditure.	5·11	82·91	6·61	1·24	0·05	4·08	100

The total direct expenditure on Primary Education for boys and girls increased from Rs. 1,52,66,222 in 1959-60 to Rs. 1,81,25,297 in 1960-61. Out of the total direct expenditure as much as 82·91 per cent was met from the State Government funds.

X. *Single-teacher school*—There were 12,129 recognised single-teacher Primary Schools in the State on the 31st March 1961 as against 11,815 on the 31st March 1960, showing an increase of 314 schools. Out of the total number of 12,462 single teacher Primary Schools, 70 were for girls. There were 4,58,767 pupils in these schools on the 31st March 1961 as against 3,91,643 pupils on the 31st March 1960. Of the 4,61,447 pupils under

instruction in all the single-teacher Primary Schools, 147,303 were girls. The schools were under different managements as noted below :—

TABLE II

Year	Central Government	State Government	District Board	Municipal Board	Aided	Unaided	Unrecognised	Total
1	2	3	4	5	6	7	8	9
1959-60	10	1,876	136	8	9,591	131	270	12,022
1960-61	11	1,730	—*	12	10,307	69	333	12,462

\* All District Board managed schools were transferred to the control of the District Inspectors of Schools of the respective districts on the abolition of the District Board with effect from 26th January 1961.

The increase in the total number of such schools was mostly due to the opening of new single teacher Primary Schools under the State scheme of the Second Five-Year Plan in school villages in the State during the year under review.

*XI. School buildings and equipment*—In the present move for expansion of Primary Education, the responsibility for providing a building for the school, wherever new schools were opened was given to the local community and thus no expenditure from the education budget was incurred during the year under report on construction of buildings.

Equipment grants at the rate of Rs. 150 per teacher, under the State Scheme of appointing 500 teachers and Rs. 180 per teacher under the Central Scheme of appointing 3,000 teachers were given to the schools whenever appointment of new teachers was made in pursuance of either of the schemes stated above.

A sum of Rs. 6,26,550 was spent on equipment grants on opening of Primary Schools under the scheme of expansion of Elementary Education and “Relief of Educated Unemployment” during the year under review.

*XII. Methods and standards of teaching*—It has been the accepted policy of Government to impart Basic Education at the Primary Stage. But lack of trained teachers, school buildings and adequate finance have stood in the way of introducing Basic syllabus in all the Primary Schools of the State. As a result, a modified syllabus with Basic features was introduced in the Primary Schools in the State with effect from the academic session, 1952-53.



This syllabus was further modified and introduced in all Primary Schools, with effect from the 1st April 1958. The main object of introducing such a modified syllabus was to bring the good features of Basic Education into all the Primary Schools in the State. The same syllabus was also introduced in Junior and Senior Basic Schools with effect from 1959. The Elementary Training School Syllabus was revised on Basic lines in order to give the required training in Crafts to pupil-teachers to enable them to teach the modified syllabus including a craft already introduced in Primary Schools.

**XIII. Reorganisations and new Developments—** (1) Under the scheme of expansion of training facilities in existing Elementary Training School buildings for 21 Elementary Training Schools were taken up and tubular structures were purchased. A grant of Rs. 82,000 received from the Government of India was spent for supply of equipments and furniture to those 21 Elementary Training Schools.

2. In order to acquaint people with the programme of introduction of mid-day meals in Primary Schools and to encourage the local people to contribute their share, 3 conferences were held at Soro, Angul and Padmapur respectively. The Director of Public Instruction, Orissa, addressed mass gatherings of parents of Primary School children at those conferences. This scheme is one of the measures to spread Primary Education among the needy children of the State.

3. Primary Schools which were managed and aided by the District Boards were transferred to the Education Department, with effect from 26th January 1961.

4. It was decided by the Government to increase the value of the stipends of pupil-teachers in the Elementary Training Schools for Rs. 20 to Rs. 25 with effect from 1st July 1960. A short term training course for imparting training to 400 school mothers was organised in 14 centres in the State.

5. During the year under report, Government were pleased to sanction an additional quota of 1,000 teachers under the unemployment relief scheme to meet the growing demand for additional teachers in existing Primary Schools.

6. Five hundred posts of Primary School teachers were sanctioned under the State scheme of expansion of Primary Education and 3,000 posts of Primary School teachers under the scheme of Relief to educated unemployment out of which 100 posts were utilised for opening of new schools and the rest for appointment of additional teachers in the existing Primary Schools during the year under report.

7. The in-take capacity of 25 Elementary Training Schools was increased from 30 to 50 in the first year class under the schemes of expansion of training facilities.

8. Eleven new Elementary Training Schools were opened during the year under report.

9. Fifteen Training Centres were opened at 15 different High Schools in the State for imparting one year condensed course training to in-service Primary School teachers having more than five year's experience and to fresh candidates who passed class IX

10. The Circles under Inspectors of Schools ( Men's Branch ) were reorganised. The names of the new Circles covering the districts and the number of officers posted against each Circle are given below:—

Serial No.	Names of the districts in the new Circles	Number of officers sanctioned		Location of the headquarters
		Class I	Class II	
1	Sambalpur and Sundergarh	1	2	Sundergarh
2	Dhenkanal-Keonjhar ..	1	2	Dhenkanal
3	Balasore and Mayurbhanj ..	1	3	Balasore
4	Cuttack ..	1	4	Cuttack, including one Assistant Inspector of Schools.
5	Puri and Phulbani ..	1	3	Puri
6	Ganjam ..	1	2	Berhampur
7	Kalahandi, Koraput, Bolangir	1	3	Ultimately Bhawanipatna at present Bolangir.

11. Under the auspices of the Government of India a Regional Seminar of Senior Officers of the Education Department of the Eastern Zone was held at Puri from 10th to 16th May 1960, in connection with the programme of free and compulsory primary education proposed to be undertaken in the Third Five-Year Plan. Twenty-eight delegates from Assam, Bihar, Orissa, West Bengal, Manipur, Tripura, Andaman and Nicobar Islands and the Education Ministry participated in the seminar. The seminar was inaugurated by the Governor of Orissa in the S. C. S. College, Puri. Professor, B. C. Das, Director of Public Instruction, Orissa welcomed the delegates and explained the objectives of the four regional seminars being organised at Puri, Maha-Baleswar, Bangalore and Simla. The Chief Minister, presided over the valedictory function held on the 15th May 1960.

12. A State-wide Enrolment Drive was organised and conducted during the 3rd week of May 1960, in all the Primary Schools in the State. Co-operation of the public, officers of other Departments, M. L. As., M. Ps. and the press was widely enlisted. Educational supplements containing articles on various aspects of primary education and on the enrolment drive were published in daily newspapers. The Enrolment Drive proved very successful.

13. In order to attract more girls to be enrolled in primary schools and to encourage them to attend classes regularly, attendance scholarships were awarded in the form of school uniform. A sum of Rs. 1,20,900 sanctioned by Government for award of scholarships during 1960-61 was placed at the disposal of District Inspectors of Schools.

## CHAPTER IV

## BASIC EDUCATION

I. *Introduction*—This is the fourteenth year of the introduction of the scheme of Basic Education in the State. Basic Education is imparted through some productive craft suitable to the local environment with a view to making the pupils self-supporting. It is also the intention to inculcate in them a true sense of dignity of labour. Basic Education has three stages namely Junior Basic, Senior Basic and Post-Basic. According to a resolution of the Board of Basic Education, Orissa pre-Basic classes have been abolished from Junior Basic and Senior Basic Schools, consequent upon the abolition of infant classes from Primary Schools. The Board of Basic Education have however, said that pre-Basic classes can be run by private agencies if they so desire.

Education at the Basic stage covers a period of eight years (from grade I to grade VIII) for children of the age-group 6 to 14. Schools having these eight grades are called Senior Basic Schools and those having only the first five grades called Junior Basic schools. Post Basic schools comprise the top four grades from IX to XII.

The main aims and objectives of Basic Education are—

(a) To impart education with a view to making the pupils grow up as citizens, fully conscious of their rights and obligations in a new social order based on co-operation,

(b) To make possible a balanced and harmonious development of the inherent capacities of the child and to develop in him a sense of self-confidence and a spirit of self-reliance.

The Post Basic stage is planned for education through self-sufficiency. The school at this stage provides opportunity for a greater range of productive activities which support the community and afford the basis for sound and well-organised knowledge.

The re-constituted Board of Basic Education continued to function during the year under report with 29 members, both official and non-official with the Minister of Education as Chairman. The Board lays down the general principles and the policies for the successful implementation of the scheme of Basic Education in the State. The Director of Public Instruction, the Deputy Director of Public Instruction (Primary & Basic) and the Organiser of Basic Education are *ex officio* members of the Board. The Organiser acts as the Secretary to the Board.

II. *Schools and Students*—The following table gives comparative figures for the year under report with those of the previous year in regard to the number of schools and the number of pupils in basic schools.

TABLE 12

Type of institutions	1959-60						1960-61					
	No. of institution for			No. of pupils in the institutions			No. of institutions for—			No. of pupils in the institutions		
	Boys	Girls	Total	Boys	Girls	Total	Boys	Girls	Total	Boys	Girls	Total
1	2	3	4	5	6	7	8	9	10	11	12	13
1. Post-Basic ..	3	..	3	97	..	97	3	..	3	98	1	99
2. Senior Basic	23	..	23	3,388	835	4,223	25	..	25	4,345	1,232	5,577
3. Junior Basic	361	..	361	17,073	6,357	23,430	359	..	359	21,191	8,814	30,005
Total ..	387	..	387	20,558	7,192	27,750	387	..	387	25,634	10,047	35,681

The increase in the roll strength in the Post-Basic Schools was normal. The increase in the roll strength in Senior Basic Schools was due to the increase in the number of institutions from 23 to 25 by upgrading two Junior Basic Schools into Senior Basic Schools. The roll strength in the Junior Basic Schools was still increased though the number of institutions was decreased by 2. The percentage of attendance was 30 in all types of basic schools.

There are three Post Basic Schools, one maintained by the State Government and two others sponsored by private agencies to provide Post-Basic Education. None of the Post-Basic Schools has received recognition from the Board of Secondary Education as the required condition for recognition have not yet been fulfilled by any of them. All these schools follow the syllabus prescribed by the Board of Secondary Education, Orissa for Post-Basic Schools.

There has been increase in the number of Senior Basic Schools by two over that of the previous year due to upgrading of two Junior Basic Schools into Senior Basic. The Junior Basic Schools which are 359 in number include two model basic schools in urban areas under the Cuttack and Berhampur Municipalities and 48 A type basic schools established in the Community Development Blocks by the Block authorities and subsequently transferred to the Education Department.

The following table gives the number of all types of Basic Schools by management:—

TABLE 13  
1960-61

Management	Post-Basic			Senior Basic			Junior Basic		
	Boys	Girls	Total	Boys	Girls	Total	Boys	Girls	Total
1. State Government.	1	..	1	22	..	22	357	..	357
2. Municipal Board.	..	..	..	..	..	..	2	..	2
3. Private Bodies.									
(i) Aided ..	1	..	1	2	..	2	..	..	..
(ii) Unaided	..	..	..	1	..	..	1	..	..
Total ..	2	..	2	25	..	25	359	..	359

III. *Teachers*—The table below gives a comparative statement in regard to the number of teachers in different types of Basic and Post-Basic Schools during the year under report and the previous year:—

TABLE 14  
1959-60

	Post-Basic			Senior Basic			Junior Basic		
	Men	Women	Total	Men	Women	Total	Men	Women	Total
Trained .. ..	10	1	11	183	4	187	893	7	900
Untrained ..	3	..	3	7	..	7	8	3	11
Total ..	13	1	14	190	4	194	901	10	911

1960-61

	Post-Basic			Senior Basic			Junior Basic		
	Men	Women	Total	Men	Women	Total	Men	Women	Total
Trained ..	5	..	5	201	2	203	907	8	915
Untained ..	7	1	8	14	1	15	11	..	11
Total ..	12	1	13	215	3	218	918	8	926

Increase in the number of teachers in the Senior Basic Schools was due to the increase of two institutions during 1960-61 and that in Junior Basic Schools was due to opening of new classes.

The following scales of pay were enjoyed by the teachers according to their qualification during the year under report:—

Revised scales of pay  
from 1st March 1961

1. Basic Trained Graduates Rs. 120—5—155—  
E. B.—5—160—10—  
220—E. B.—10/2—  
250. Rs. 185—10—235—15—  
250—E. B.—15—325
2. Basic Trained Interme-  
diates. (i) Rs 70—2—80—4—  
100. Rs. 115—5—130—6—  
160—E. B.—10—180.  
(ii) Rs. 100—5—120—  
6—150—(for those  
trained under Hindu-  
stani Talim Sangha,  
Wardha). Rs. 115—5—130—6—  
160—E. B.—10—180.
3. Basic Trained Matri-  
culates. Rs. 50—2—70—E. B. Rs. 100—4—120—5—  
2—90 (Starting pay 130—E. B.—5—155.  
Rs. 60).
4. Basic Trained non-Matri-  
culates and Basic Trained  
E. T.'s— Rs 45—1—60—2—50 Rs. 70—1—75—2—95  
—E. B.—1—65.
5. Teachers trained in pre-  
Basic Education. Rs. 30—1—39 Rs. 65—1—75—E. B.—  
2—77—3—80—5—85.

IV. *Size of the Classes*—A Basic School with five grades generally consists of five class rooms and one extra room for store purposes. The minimum width of each room is 14 feet and its average floor space is provided for each pupil.

V. *Expenditure*—The following table gives the total direct expenditure on different types of basic institutions for the year under review along with the percentage of the total expenditure met out of Government contribution.

TABLE 15

Types of institution	1959-60			1960-61		
	Total direct expenditure	Government contribution	Percentage of Government contribution	Total direct expenditure	Government contribution	Percentage of Government contribution
	Rs.	Rs.	Per cent	Rs.	Rs.	Per cent
(a) Post-Basic	16,657	10,687	64	16,662	13,703	88.6
(b) Senior Basic	2,32,318	2,16,993	93	2,53,538	2,33,128	91.2
(c) Junior Basic	9,39,660	9,16,166	97	9,52,000	9,43,028	99.6
Total ..	11,88,635	11,43,846	96	12,22,400	11,89,859	97.3

Besides the amount spent on direct expenditure as given in the above table, indirect expenditure amounting to nil, Rs. 6,600 and nil were incurred from Government funds on Post-Basic, Senior Basic and Junior Basic Schools, respectively during the year under report as against Rs. 270, Rs. 13,517 and nil, respectively during the previous year.

VI. *Training Institutions*—The detailed of Basic Training Schools and the Basic Training College in respect of enrolment, output and expenditure have been given in a separate chapter on the training of teachers (Chapter VII).

VII. *Methods and standards of teaching*—Scheme and syllabus prescribed by the Hindustani Talim Sangha. Sevagram are being followed in the Basic Training Schools and Senior Basic Schools with a few modifications made therein as a result of experience extending over the past 14 years. Teaching of English has been introduced in Senior Basic Schools, with effect from the session 1956-57 as an optional subject. "Methods of teaching English" has been added to the syllabus on methodology in the curriculum of the Basic Training Schools, with effect from the academic session 1959-60. The modified Primary syllabus with basic features which was introduced in the Junior Basic Schools, with effect from the 1st April 1959, in addition to the existing subjects, such as Crafts and Community living was also given effect to in Class II of Junior Basic Schools during the year under report.



VIII. *Economic aspect of Basic Education*—The Craft and Agricultural products are generally sold to the staff and students of the institutions. The production of essential needs of life, namely, food and clothing, which is a fundamental aspect of basic education, is always kept in the forefront. Care is taken to provide equipment and raw materials for producing yarn and cloth and efforts are being made to provide at least one acre of land to each Junior Basic School and three acres to each Senior School for agricultural purposes. The details of production and income in the Basic Schools during the year under report and the previous year are given in the following table :—

TABLE 16

Craft and Garden Education	1959-60		1960-61	
	Production	Money value in rupees	Production	Money value in rupees
		Rs.		Rs.
(a) Yarn spun ..	36,209 hanks	7,015	26,860 hanks	6,577
Cloth work ..	402 Yds.		772 Yds.	
(b) Fruit and Vegetables	1,253 maunds	37,752	1,322 Mds.	
Cereals ..	294 maunds	..	350 Mds.	
Main food crops ..	650 maunds	..	539 Mds.	45,375
Cotton ..	50 maunds	..	50 Mds.	
(c) Compost manure and children's labour.	..	5,200	..	6,000
Total ..	..	49,967	..	57,732

The sale-proceeds amounted to Rs. 57,732 during the year 1960-61, as against Rs. 49,967 during the previous year owing to more production of fruits and vegetables and composts manure in comparison with the previous year. The *per capita* income in basic schools was Rs. 3.45 nP. during the year under report as against Rs. 3.43 nP. during the previous year.

IX. *Co-ordination with other Departments*—Close contact is maintained with the Community Development Department authorities, the Khadi and Village Industries Board, the Agriculture Department, etc., and these Departments have extended their co-operation in order to expand the facilities of Basic Education. The Tribal & Rural Welfare Department also extended their

co-operation by giving stipends and lump grants to students belonging to Scheduled Castes, Scheduled Tribes and Other Backward Classes reading in Basic Schools.

*X. Reorganisation and new Developments*—1. Two existing Junior Basic Schools at Jarsinga and Balasingain the district of Dhenkanal were upgraded into Senior Basic Schools.

2. A meeting of the Board of Basic Education was held at Bhubaneswar on the 6th September 1960. The following important resolutions were passed in the meeting:—

(a) It was resolved that the Primary and Basic Schools should remain as district schools as they are at present.

(b) It was resolved that candidates of Post-Basic Schools, Champatimunda who have passed the house examination at the end of 12th grade up to the year 1959 and have applied for admission into Basic Training Schools be examined by the Principal, Basic Training College, Angul and such students as are declared successful by him may be eligible for admission into the Basic Training Schools. This concession can not be given beyond 1959.

It was further resolved that in order to be eligible for admission into Basic Training Schools other students of Champatimunda Post-Basic School must pass the High School or Higher Secondary School Certificate Examination conducted by the Board of Secondary Education, Orissa.

3. 16 Merit-*cum*-Poverty Scholarships were awarded to students on the results of the Public Examination at the end of grade V of the Junior Basic Stage, The Public Examination at the end of grade VIII of Senior Basic Schools was also held and two Merit-*cum*-Poverty Scholarships were awarded to the deserving students.

4. The Common Syllabus with features of Basic Education was worked out satisfactorily.

5. A seminar on correlated teaching for selected teachers of Basic Training Schools and Headmasters of Senior Basic Schools was held in the Basic Training School, Angul from the 28th February 1961 to the 3rd March, 1961. Shri S. Das, M. A., D. Ed., Lecturer, Basic Training College, Angul, was the Director and Shri Trinath Choudhury, Headmaster, Basic Training School, Angul acted as the Assistant Director of the Seminar.

6. The Director of Public Instruction, Orissa, appointed a committee consisting of the Deputy Director of Public Instruction (Basic and Primary Education), Orissa, Shri S. Nath, M. A. (London), Principal, Basic Training College, Angul and Shri U. N. Mohanty, Headmaster, Senior Basic School, Uradhkirinti to define the syllabus in Mathematics for Class VIII of Senior Basic Schools more clearly.

7. The Enrolment Drive was launched successfully in Basic Schools in the month of May 1960.

8. An Amount of Rs. 3,0.0 was provided for the six Basic Training Schools for purchase of low desks for the Trainees during the year under report.

9. A non-recurring grant of Rs. 1,440 was provided for the purchase of costs for the Basic Training Schools at Bargarh and Tudigadia.

10. A non-recurring grant of Rs. 6,600 was provided for the construction of a dormitory for Senior Basic School at Panimora.

11. An amount of Rs. 4,000 was sanctioned for providing furniture for the Senior Basic Schools.

**CHAPTER V**  
**SECONDARY EDUCATION, 1960-61**

Secondary education form the link between Primary education and Collegiate education but as the majority have neither the opportunity nor are they fitted to go in for Collegiate education, Secondary education has now been accepted and designed to be a stage of education complete in itself inasmuch as in its contemplated pattern, it will either form the basis for specialised and technical education or give a thorough preparatory grounding to the school-leaver for life adjustment in future. Conversion of Secondary Schools into Higher Secondary and Multipurpose Schools with diversified syllabus is being done with that end in view.

I. *Administration and Control*—Secondary Schools comprise Higher Secondary Schools, High Schools and Middle Schools, though some of these schools have primary classes attached to them. Their main function is to impart Secondary education, i.e., education of the adolescents. The designations of different officers controlling and inspecting these schools have been given in Chapter II "Directorate and Inspectorate". Control and administration of Secondary education in the State rest with the Director of Public Instruction who is advised in policy matters by the Joint Director of Public Instruction. All day to day administrative functions of the Directorate in respect of Secondary education of the State rests with the Joint Director of Public Instruction. The Director of Public Instruction sanctions grant-in-aid to High Schools managed by private bodies and lump grants to local bodies like Municipal Boards, etc., for giving aid to Secondary Schools managed by the local bodies. The District Inspectors of Schools, pay grant-in-aid to Middle Schools from the allotments placed at their disposal by the Director of Public Instruction through the Inspectors of Schools. The Inspector in charge of Circle inspects the High School. Since the year 1956-57 each Circle has been provided with an Assistant Inspector of Schools in class II of the Orissa Educational Service to help Inspectors of Schools in the supervision of High Schools. Previously the State was divided into 4 Circles each being in charge of one Circle Inspector of Schools in class I of the Orissa Educational Service. During the year 1959-60 these Circles were reorganised. The names of the new Circles covering the districts and the number of officers posted against each Circle are given below :—

Serial No.	Name of the districts in the new Circle	No. of officers sanctioned		Located at the head-quarters
		Class I	Class II	
1	( i ) Sambalpur .. ( ii ) Sundargarh	1		Sundargarh

Serial No.	Name of the district in the new Circle	No. of officers sanctioned		Located at the headquarters	
		Class I	Class II		
2	(i) Dhenkanal ..	}	1	2	Dhenkanal
	(ii) Keonjhar ..				
3	(i) Balasore ..	}	1	3	Balasore
	(ii) Mayurbhanj ..				
4	(i) Cuttack ..	}	1	4	Cuttack
5	(i) Puri ..				
	(ii) Phulbani ..	}	1	3	Puri
6	(i) Ganjam ..				
7	(i) Kalahandi ..	}	1	2	Berhampur
	(ii) Koraput ..				
	(iii) Bolangir ..				
					Ultimately Bhawanipatna at present Bolangir.

*Administration and Control by the Board of Secondary Education*—In accordance with the provisions of section II of the Orissa Secondary Education Act, 1953 the Board of Secondary Education, Orissa has framed regulations and made recommendation to Government in respect of the following subjects under section 21 (3) of the Act :—

(1) Qualifications and scales of pay of teachers of different crafts introduced by the Board in High and Higher Secondary Schools.

(2) Payment of special pay of Rs. 10 per month to Headmasters of Middle and M. E. Schools.

(3) Increase of the amount of grant under the head "Contingencies" to M. E. Schools from Rs. 22.50 nP. to Rs. 50 per month.

(4) Revised scales of pay for the teachers of aided High Schools.

(5) Scales of pay for the Headmasters 'A' and 'B' type High Schools.

(6) Reimbursement of loss of fee income in Classes VI & VII in respect of scheduled caste girl students in M. E. Schools.

(7) Revision of the existing Provident Fund Rules in the aided Secondary Schools in Orissa.

(8) Revision of the language formula for the High School Certificate Examination of 1963 and Higher Secondary School Certificate Examination of 1964 and onwards.

II. *Schemes of School Classes*—There are variations in the scheme of school classes in institutions reckoned as Secondary and Higher Secondary School. VI to XI are reckoned as secondary classes but some High Schools have 8 classes (Classes IV to XI), some six (Classes VI to XI), others only the four top Classes (i.e., Classes VIII to XI). The Higher Secondary Schools have one more class, i. e., Class XII which corresponds to the Pre-University Class of the colleges for General Education, Middle Schools, generally have four classes, i. e., Classes IV to VII but

some have Lower Primary Classes attached to them and some have the top two classes (i. e., Classes VI & VII) only.

The duration of Secondary and Higher Secondary Education is six and seven years respectively after a five years course of Primary Education. The Classes are numbered continuously from Classes I to XII and the courses of study in the Primary Classes attached to, are practically identical with those of the Primary Schools. The duration in Higher Secondary Schools is of seven years, the top-most class being Class XII.

III. *Schools and Pupils*—High Schools which are managed by Government fall into two categories, viz., (i) High Schools at the District Headquarters, (ii) 'A' type High Schools. The posts of the Headmasters of the former categories of schools are borne in Class II of the Orissa Educational Service whereas those of the latter are borne in the Subordinate Educational Service. Schools which were not complete by the time of merger of the ex-State areas were designated as 'B' type schools which have since then been managed by the State Government. Teachers in these schools get the scales of pay at par with the teachers in the two categories of schools mentioned above but their services are not pensionable. They are however entitled to enjoy the benefit of Contributory Provident Fund. In addition to the above types of High Schools in the ex-State areas, there are private High Schools aided by Government. They are paid grants-in-aid at the rate of two-thirds of the net deficit. But aided Girls, High and Middle Schools are given grants-in-aid to meet their full deficit. Further, two High Schools for boys, viz., Bhuban High School in the district of Dhenkanal and Rastriya Vidyalaya, Gangpur in the district of Sundargarh are given grant-in-aid to meet their full deficit under special orders of Government. In addition to the above, the management of 17 High Schools which were managed by the District Boards of Ganjam and Koraput and 4 High Schools managed by Anchal were transferred to direct control of the Department during the year 1957-58 and that of 80 more High Schools were taken over by Government during the year 1958-59. Government were pleased to take over the management of 14 more aided schools during 1959-60. No such High School was taken over during 1960-61. These schools were selected on the basis of student strength and percentage of success. Government pay the entire deficit of these schools and those are called Government managed full-deficit-aided High Schools. The teachers of these schools enjoy the benefit of Contributory Provident Fund.

The following table gives the number of Secondary Schools (High and Middle Schools) for boys and girls and the number of pupils in them under different managements as on the 31st March 1961 along with those of the previous year.

These figures include those that have been upgraded into Higher Secondary Schools.

TABLE 17

HIGH SCHOOLS INCLUDING HIGHER SECONDARY SCHOOLS

Management	Number of institutions				Increase or decrease		Number of pupils				Increase or decrease	
	1959-60		1960-61		For Boys	For Girls	1959-60		1960-61		In Schools for Boys	In Schools for Girls
	For Boys	For Girls	For Boys	For Girls			In Schools for Boys	In Schools for Girls	In Schools for Boys	In Schools for Girls		
1	2	3	4	5	6	7	8	9	10	11	12	13
Central Government ..	1	..	1	..	..	..	1,041	..	1,136	..	+ 95	..
State Government ..	59	23	60	24	+ 1	+ 1	18,849	4,312	19,448	4,845	+ 599	+ 533
District Board ..	..	..	..	..	..	..	..	..	..	..	..	..
Municipal Board ..	3	1	4	1	+ 1	..	866	118	870	110	+ 4	- 8
Private Aided ..	193	7	224	10	+ 31	+ 3	56,967	1,455	60,737	1,748	+ 3,770	+ 293
Un-aided ..	118	..	126	..	+ 8	..	9,488	..	12,082	..	+ 2,594	..
Total ..	374	31	415	35	+ 41	+ 4	87,211	5,885	94,273	6,703	+ 7,062	+ 818

TABLE 18  
MIDDLE SCHOOL

Management	Number of Institutions				Increase or decrease		Number of pupils				Increase or decrease	
	1959-60		1960-61				1959-60		1960-61			
	For Boys	For Girls	For Boys	For Girls	For Boys	For Girls	In Boys School	In Girls School	In Boys School	In Girls School	In Boys School	In Girls School
1	2	3	4	5	6	7	8	9	10	11	12	13
Central Government ..	..	..	..	..	..	..	..	..	..	..	..	..
State Government ..	160	14	175	15	+15	+1	16,575	2,016	13,500	2,153	+1,925	+137
District Board ..	*52	4	..	..	-52	-4	8,148	739	..	..	-8,148	-739
Municipal Board ..	8	..	8	2	..	+2	654	..	797	52	+143	+52
Private Aided ..	467	52	651	70	+184	+18	44,384	2,617	57,298	4,174	+12,914	+1,557
Un-aided ..	265	3	296	1	+31	-2	11,433	63	14,729	13	+3,296	-50
Total ..	952	73	1,130	88	+*230	+19	81,194	5,435	91,324	6,392	+10,130	+957

\*District Board Schools were transferred to other managements including that of State Government during 1960-61. Hence the totals under Cols. \*7,12 and 13 get different results.



It will be seen from the above figures that there has been increase both in the number of High Schools including Higher Secondary and Middle Schools and in the enrolment in these Schools during the year under report as compared with those of the previous year. The number of High Schools for boys has gone up from 41 to 415 and that for girls by 4 to 35. The number for Middle Schools for boys rose from 952 by 178 to 1,130 and that for girls has gone up from 73 by 15 to 88.

The enrolment in High Schools for boys increased by 7,062 to 94,273 and that for girls increased by 818 to 6,703 respectively. The enrolment in Middle Schools for boys and for girls increased by 10,130 and 957 to 91,324 and 6,392 respectively.

The total number of boys and girls in Higher Secondary and Secondary Schools was 171,048 and 27,644 during the year under report as against 156,253 and 23,472 respectively in the previous year. The following table explains the position relating to enrolment of boys and girls during the year under review :—

TABLE 19

Type of Schools		Enrolment 1960-61		
		Boys	Girls	Total
Higher Secondary and High Schools.		88,509	12,467	100,976
Middle	..	82,539	15,177	97,716
	Total ..	171,048	27,644	198,692

Since some of the Secondary Schools have Primary classes, the total number of boys and girls receiving general education in the Secondary stage, i. e., in Classes VI—XII as given in the table below was less than the total enrolment in the Secondary Schools, i.e., in Classes I to XII. :

TABLE 20

Class	1959-60			1960-61		
	Boys	Girls	Total	Boys	Girls	Total
XI ..	8,831	689	9,520	9,547	868	10,415
X ..	12,168	980	13,148	14,250	1,233	15,483
IX ..	14,885	1,350	16,235	16,956	1,728	18,684
VIII ..	17,422	1,894	19,325	20,900	2,243	23,143
VII ..	27,709	3,229	30,938	33,693	4,144	37,837
VI ..	34,004	4,579	38,583	40,620	5,906	46,526
Total ..	115,026	12,721	127,747	135,966	16,122	152,088

COMMERCE AND TECHNOLOGY ALONG WITH GENERAL EDUCATION  
ARE BEING TAUGHT IN THE FOLLOWING HIGH AND  
HIGHER SECONDARY SCHOOLS

(1) Balasore Zilla Shool (2) Mission High School, Balasore (3) Brundaban Bidyapitha, Hinjilicut (4) Ghumsur Technical High School, Belguntha (5) C. S. Zilla School, Sambalpur (6) Sashibhusan High School, Surada and (7) Hamirpur High School, Sundargarh.

Table above shows that there has been an abrupt fall as in previous years in the number of boys and girls after Class VII. This is mainly due to the fact that the success in Class VIII examination qualified the students to take up jobs like teachership in Primary Schools and Clerkship under Pleaders etc. Many boys take up jobs and many boys and girls discontinue their studies after this stage. Some also join technical schools. The ratio of girls to boys in the Secondary stage continues to be lower than that in the Primary stage because most of the parents are not keen in giving Secondary Education to their daughters. Some of the girls discontinue their studies in Secondary Schools after they get married. However, there has been an increase in the number of girl students by 3,724 during the year under report in comparison with the number of girl students during the previous year that is 2,128.

IV. *Distribution of Secondary Schools*—Although the number of schools is increasing, the total number of High and Middle Schools with relation to the total population of the State and the area of the State is still very small. On the population basis there was one High School for 39,122 and one Middle School for 14,422 persons the Mid-year population of the State being 1,75,65,645. On the area basis, there was one High School for 134 square miles and one Middle School for 49 square miles during the year under report. The total area of the State being 60,250 Sq. miles, there are some districts in which the number of schools and the number of students in the schools are very small as compared with other districts. Special efforts are being made to encourage expansion of Secondary Education in these areas. The total number of High and Middle Schools being 450 (High and Higher Secondary) and 1,218 with 1,00,976 & 97,716 pupils respectively, the average number of pupils attending a High School and Middle School was 225 and 80.2 respectively during the year under report. The tables below give the districtwise details for the year under review.

**TABLE 21**  
**DISTRICTWISE DETAILS OF SECONDARY SCHOOLS 1960-61**

Sl. No.	Name of the district	Area in Sq. miles	Population, 1951 Census)	Number of Secondary Schools		Number of pupils in—		Area in Sq. miles per—		Population per—		Average number of pupils attending	
				High & Higher Secondary	Middle	High & Higher Secondary Schools.	Middle Schools	High Schools	Middle Schools	High Schools	Middle Schools	High Schools	Middle Schools
1	2	3	4	5	6	7	8	9	10	11	12	13	14
1	Cuttack ..	4,210	2,529,244	129	299	31,810	31,710	19	14	18,727	3,459	247	106
2	Puri ..	4,043	1,572,262	50	144	13,367	12,580	81	28	32,082	10,918	267	87
3	Balasore ..	2,507	1,106,012	53	150	11,042	11,705	46	17	20,867	7,373	208	78
4	Sambalpur ..	6,765	1,301,804	32	117	7,027	6,947	218	58	42,000	11,127	220	59
5	Ganjam ..	3,315	1,464,533	53	75	15,018	4,895	63	44	27,651	19,540	383	65
6	Mayurbhanj ..	4,021	1,028,825	25	85	4,142	6,522	161	47	41,160	12,104	167	77
7	Keonjhar ..	3,216	5,884,411	18	55	2,570	3,856	178	58	32,667	10,699	143	17
8	Dhenkanal ..	4,226	8,39,242	25	85	4,811	5,418	167	50	33,560	9,873	192	64
9	Bolangir ..	3,412	9,17,875	12	38	2,832	3,226	287	90	76,500	24,155	194	35
10	Sundergarh ..	3,768	5,52,202	18	65	3,136	6,052	235	57	34,500	8,367	184	82
11	Phulbani and Agency. Ganjam	5,692	6,16,191	10	32	1,382	1,833	569	178	61,619	19,256	138	57
12	Kalahandi ..	5,057	8,58,781	13	31	1,346	1,643	391	163	66,076	27,703	104	53
13	Koraput ..	8,975	1,239,634	12	41	2,993	1,329	822	219	105,833	30,964	249	32

The High Schools include Higher Secondary Schools also

TABLE 22

## V. TEACHERS IN HIGH SCHOOLS ( INCLUDES HIGH AND HIGHER SECONDARY SCHOOLS ), 1960-61

Institution by management	Total no. of teachers in all High and Higher Secondary Schools			Total no. of trained teachers in High and Higher Secondary Schools								Total no. of untrained teachers in High and Higher Secondary Schools							
	Men	Women	Total	Men				Women				Men				Women			
				Graduates	Intermediates or Matriculates	Non-Matriculates	Total	Graduates	Intermediates or Matriculates	Non-Matriculates	Total	Graduates	Intermediates or Matriculates	Non-Matriculates	Total	Graduates	Intermediates or Matriculates	Non-Matriculates	Total
1	2	3	4	5	6	7	8	9	10	11	12	13	14	15	16	17	18	19	20
Government Schools ..	969	237	1,206	364	301	46	711	94	52	22	198	65	139	64	258	9	23	5	39
District Board ..	..	..	..	..	..	..	..	..	..	..	..	..	..	..	..	..	..	..	..
Municipal Board ..	39	7	46	15	13	..	28	4	1	1	6	4	3	4	11	..	1	..	1
Aided ..	2,757	125	2,882	551	622	108	1,281	29	42	16	87	426	838	212	1,476	11	23	4	38
Unaided ..	671	9	680	121	59	3	183	7	..	..	7	196	262	30	488	1	..	1	2
Total—Non-Government	3,467	141	3,608	687	694	111	1,498	40	43	17	100	626	1,103	246	1,975	12	34	5	41
Grand Total ..	4,436	378	4,814	1,051	995	157	2,203	134	125	39	298	991	1,232	510	2,733	21	49	10	80
Total for 1959-60 ..	4,030	436	4,466	929	940	108	1,977	143	151	32	326	581	1,094	378	2,053	18	35	23	76
Increase or decrease in 1960-61.	(+ )406	(- )52	(+ )348	(+ )122	(+ )55	(+ )49	(+ )226	(- )9	(- )26	(+ )7	(- )28	(+ )110	(+ )136	(- )68	(+ )680	(+ )3	(- )14	(- )13	(+ )14

High Schools include Higher Secondary Schools

V. TEACHERS IN MIDDLE SCHOOLS, 1960-61

Institution by management	Total No. of teachers in all Middle Schools			Total No. of trained teachers in Middle Schools								Total No. of untrained teachers in Middle Schools							
				Men				Women				Men				Women			
	Men	Women	Total	Graduates	Intermediates or Matriculates.	Non-Graduates.	Total	Graduates	Intermediates or Matriculates.	Non-Matriculates.	Total	Graduates	Intermediates or Matriculates.	Non-Matriculates.	Total	Graduates	Intermediates or Matriculates.	Non-Matriculates.	Total
1	2	3	4	5	6	7	8	9	10	11	12	13	14	15	16	17	18	19	20
Government Schools ..	852	98	960	46	354	85	485	11	29	33	73	11	327	39	377	2	13	10	25
Municipal Board ..	31	3	34	..	14	1	15	..	..	..	..	3	13	..	16	..	3	..	3
Aided ..	2,842	166	3,008	6	400	274	680	..	38	30	68	30	1,952	180	2,162	4	72	22	98
Un-aided ..	811	38	349	12	121	16	149	5	18	6	29	8	598	56	662	..	5	4	9
Total—Non-Government	3,684	207	3,891	18	535	191	744	5	56	36	97	41	2,563	236	2,840	4	80	26	110
Grand Total ..	4,546	305	4,851	64	889	376	1,329	16	85	69	170	52	2,890	275	3,217	6	93	36	135
Total for 1959-60 ..	3,981	261	4,242	70	733	447	1,250	18	78	72	168	49	2,470	212	2,731	4	67	22	93
Increase or decrease in 1960-61.	565	44	609	(-) <sup>6</sup>	156	(-) <sup>71</sup>	(+) <sup>79</sup>	(-) <sup>2</sup>	7	(-) <sup>3</sup>	2	3	420	63	476	2	26	2.214	42

Middle Schools include Middle English Schools

*V. Teachers*—It will be seen from previous Tables that the number of teachers in High and Higher Secondary Schools has gone up by 348 to 4,814. The number of men teachers has increased by 406 to 4,436 and that of women teachers decreased by 52 to 378. The number of trained teachers has also increased. The number of trained men teachers has gone up by 226 to 2,203 and that of trained women teachers decreased by 28 to 298. The total number of untrained teachers both men and women was 2,733 which is as much as 56 per cent of the total number of teachers serving in High and Higher Secondary Schools during the year under report. It may, however, be noted that of the men teachers only 49 per cent were trained whereas 79 per cent of the women teachers were trained. As regards Middle Schools the number of teachers has gone up by 609 to 4,851. The number of men teachers has increased by 565 to 4,546 and that of women teachers by only 44 to 305.

In aided High Schools there was provision for appointment of three trained Graduate teachers including the Headmaster but in order to improve the standard of teaching in those schools a scheme for appointment of a trained Graduate in place of a trained Intermediate was introduced during the year 1958-59 for the aided High Schools of the State. It was also proposed to have an additional teacher in High Schools where the roll strength in each of the top three classes exceeded 40.

The scales of pay of the teachers in Government and non-Government High and Middle Schools are given below :—

Scales of pay of teachers in High and Middle Schools (Managed by Government)	Scales of pay existed up to the 28th February 1962	Scales of pay as revised with effect from the 1st March 1962
(1)	(2)	(3)
	Rs.	Rs.
Headmaster—(1) B. A. or B. Sc. Trained.	and (a) 200—16—260 — 25— E. B. — 25 — 610— E.B.—30—700 (in case of District Headquarters High Schools.)	260—780
	(b) 120—5—155—E.B.—160 —10—220—E.B.—10/2— 250 (Headmasters of 'A' and 'B' type High Schools draw special pay of 25 per cent subject to a maximum of Rs. 50.	185—325
(2) Passed Intermediate and Trained.	70—2—80—4—100	.. 115—180

(1)	(2) Rs.	(3) Rs.
Assistant teacher—(i) B. A. or B. Sc. and Trained.	120—5—155—E. B.—160 —10—220—E. B.—10/ 2—250,	185—325
(ii) B. A. or B. Sc.	70—2—74—3—98—4— 110—E. B.—5—140.	115—220
(iii) Passed Intermediates and Trained.	70—2—80—4—100	.. 115—180
(iv) Passed Matric and Trained or passed Intermediates.	50—2—70—E. B.—90 (Starting Rs. 60.)	80—135
(a) Head Pandit (Sanskrit and Oriya) Head Maulvi (Urdu and Persian) and Hindi teacher.	120—5—155—E. B.— 160—10—220—E. B.— 10/2—250.	185—325
	70—2—74—3—98—4— 110—E. B.—5—140.	115—220
(b) Second Pandit, Second Maulvi and Bengali teacher.	50—3—70—E. B.—3— 90.	80—135
(c) Drawing Master, Dip. in Fine Arts . .	(a) 120—5—155—E. B.— —160—10—220—E. B.— —10/2—250.	185—325
	(b) 70—2—74—3—98—4 —110—E. B.—5—140.	115—200
Music teacher not specified —	50—2—70—E. B.—2— 90.	80—135
Physical Training Instructor—(i) Graduate with Diploma in Physical Education.	120—5—155—E. B.— 5—160—10—220— E. B.—10/2—250.	185—325
(ii) Passed Intermediate or passed Matric and Trained with certificate in Physical Education.	70—2—80—4—100— E. B.—4—120—5— 135.	115—180
(iii) Passed Matric with certificate in Physical Education.	60—2—90	.. 95—135
(iv) With lower qualification	50—2—70—E. B.—2— 90.	80—135

Scales of pay of the teachers in High Schools and Middle Schools

( Managed by Local Bodies )

1. Headmaster, B. A. or B. Sc., B. Ed. . . Rs. 130—10—220—E. B.—10—250
2. Assistant Master, B. A., or B. Sc. and Trained. Rs. 100—5—150—E. B.—8—190—  
E. B.—10—2—210.
3. Assistant Master, B. A., or B. Sc. . . Rs. 60—3—90—E. B.—5/2—120

4. Assistant Master, Trained Intermediate Rs. 60—3—90—E.B.—5/2—100
5. Assistant Master, Trained Matric or Untrained Intermediate. Rs. 50—2—70—E.B.—5/2—85
6. Assistant Master, M a t r i c u l a t e (Untrained). Rs. 40—2—60—E.B.—2—80
7. Assistant Master, Passed Middle and Trained. Rs. 35—1—45—E.B.—2—55

Scales of pay of teachers in Middle Schools (Managed by private bodies in receipt of grant from the Government).

1. Headmaster, Intermediate in Arts or Science. Rs. 50—2—70—3/2—85
2. Assistant Master, Trained Matrics .. Rs. 50—2—70—3/2—85

Scales of pay of the teachers in the High Schools (Managed by private bodies and in receipt of aid from the State Revenue).

1. Headmaster, B. A. or B. Sc., and D. Ed. Rs. 130—10—200—E.B.—10—280
2. Assistant teacher, B. A., or B. Sc., and Trained. Rs. 100—5—155—E.B.—8—190—E.B.—10/2—210.
3. Assistant Master, Passed B. A., or B. Sc., Rs. 60—3—90—E.B.—5/2—120
4. Assistant Master, Passed I. A., and Trained. Rs. 60—3—90—E.B.—5/2—100
5. Assistant Master, Passed Matric and trained or Passed Intermediate. Rs. 50—2—70—E.B.—3/2—85
6. Assistant Master, Passed Matric .. Rs. 40—2—60—E.B.—2—80
7. Assistant Master, Non-Matric and Secondary Trained. Rs. 35—1—45—E.B.—2—55

#### Language teachers

- (i) Head Pandits, Sanskrit and Oriya.. Rs. 60—3—90—E.B.—5/2—120  
Head Maulvi (Urdu, Persian) and Hindi teachers. Rs. 60—3—90—E.B.—5/2—120
- (ii) Second Pandits (Second Maulvi) in L. S. E. S. Bengali teachers. Rs. 50—2—70—E.B.—3/2—85
- (iii) Drawing teachers in Fine Arts .. Rs. 60—3—90—E.B.—5/2—120
- (iv) Music teachers (Not specified) fixed (Part-time). Rs. 40 (fixed)
  - (a) Matriculates with Y. M. C. A. training in Physical Education. Rs. 50—2—70—E.B.—3/2—85
  - (b) Unqualified Physical Training Instructors. Rs. 40—2—60—E.B.—2—80



Special pay of 25 per cent of grade pay subject to a maximum of Rs. 50 per month allowed to the Headmasters of 'A' and 'B' type High Schools, with effect from 1957-58 in consideration of the extra responsibilities shouldered by them was allowed to continue during the year under review.

The scales of pay of non-Government Secondary School teachers are lower than those of teachers serving in the Government Secondary Schools. To reduce the disparity between the two scales of pay it was proposed to give flat rate increase to the non-Government Secondary School teachers in their scales of pay. The Central Government offered to bear 50 per cent of the cost of the schemes. During 1958-59 Government of India sanctioned their share of payment of flat rate increase in the scales of pay of non-Government Secondary School teachers. The State Government were to bear 50 per cent of the cost as their matching share. But the State Government expressed their inability to pay the share. Government of India, however, released their share of cost of the schemes so that the teachers could be paid at least 50% of the proposed flat rate increase, with effect from the 1st April 1958. Accordingly, payments were made in 1958-59 and that too continued during the years 1959-60 and 1960-61.

VI. *Size of classes*—The maximum enrolment in each of the classes IV and V of High and Middle Schools was limited to 44 and that in other classes Secondary stage to 40. The size of a class room is stipulated to be 400 sq.ft. units with minimum breadth of 16 ft.

VII. *Expenditure*—(High and Higher Secondary Schools direct Expenditure).

TABLE 24  
HIGH SCHOOLS

	1959-60		1960-61	
	Amount	Percentage	Amount	Percentage
	Rs.	Rs.	Rs.	
(a) Central Government	2,03,144	2.6	1,83,050	2.1
(b) State Government ..	40,11,825	51.5	44,57,015	50.9
(c) District Board ..	2,160	0.2	..	..
(d) Municipal Board ..	38,806	0.49	34,159	0.4
(e) Fees ..	26,04,394	33.4	29,03,043	33.1
(f) Other sources including endowments, etc.	9,21,616	13.34	11,89,429	13.5
Total ..	77,81,945	100.0	87,67,396	100.0

TABLE 25  
DIRECT EXPENDITURE—MIDDLE SCHOOLS

Source 1959-60	Amount	Percentage	Amount 1960-61	Percentage
	Rs.		Rs.	
1. Central Government ..	90,881	1.9	26,223	0.5
2. State Government ..	23,26,753	50.3	25,52,988	50.0
3. District Board ..	60,758	1.3	1,61,232	3.0
4. Municipal Board ..	16,041	0.34	27,241	0.5
5. Fees ..	9,78,466	21.1	10,92,323	21.6
6. Other sources including endowments. ..	11,43,683	26.50	12,51,012	24.4
Total ..	46,16,582	100.0	51,11,019	100.0

The total direct expenditure on all High and Higher Secondary Schools for boys and girls rose from Rs. 77,81,945 in 1959-60 to Rs. 87,67,396 during the year under report which was met from different sources, as will be seen from the foregoing table. Similarly total direct expenditure on all Middle schools for boys and girls rose from Rs. 46,16,582 in 1959-60 to Rs. 51,11,019 in 1960-61.

The increase in expenditure was due to the increase in the number of High and Middle Schools by 45 and 249 respectively.

The following table gives the average cost of education of a pupil in a High School and Middle School and the *per capita* expenditure out of Government funds in case of a High School and a Middle School during the year under report and the previous year.

TABLE 26

Type of institution	Number of pupils	Total direct expenditure in rupees	Cost per Pupil in rupees	Expenditure out of Government funds in rupees	<i>Per capita</i> expenditure out of Government funds
1959-60					
High and Higher Secondary.	93,096	77,81,945	83.6	42,14,939	45.2
Middle ..	86,629	46,16,582	53.2	24,17,634	27.9
1960-61					
High and Higher Secondary.	1,00,976	87,72,688	86.9	46,79,045	48.1
Middle ..	97,716	51,11,019	52.3	25,79,211	26.4

From the table above it is seen, that the *per capita* expenditure out of Government funds increased from Rs. 45·2 to Rs. 48·1 due to implementation of various Plan schemes by both Central and State Governments in High and Higher Secondary Schools. But on the other hand the fall from Rs 27·9 to Rs. 26·4 in *per capita* of Government cost in educating a pupil in Middle Schools was due to the fact that the roll strength in Middle Schools properly justify the establishment of new Middle Schools.

VIII. *Financial Concessions*—Scholarships, stipends, free studentships and other financial concessions were granted on the basis of merit and merit-*cum*-poverty to deserving candidates. The number of free-studentships admissible in both Government and aided Secondary Schools is 10 per cent of the number of pupils on the rolls. Besides, pupils of Scheduled Castes, Scheduled Tribes, Other Backward Classes and girl students whose parents or natural guardians are not assessed to income-tax or agricultural income-tax, are exempted from payment of tuition fees in all Secondary Schools. Girls whose parents or natural guardians are assessed to income-tax are required to pay fees at half the rate only. The Table below gives the total number of Scheduled Castes and Scheduled Tribes students and students of Other Backward Communities reading in High Schools and Middle Schools respectively during the year under review:—

TABLE 27

Type of institution.	Number of pupils belonging to Scheduled Castes			Number of pupils belonging to Scheduled Tribes			Number of pupils belonging to Other Backward Classes.		
	Boys	Girls	Total	Boys	Girls	Total	Boys	Girls	Total
	2	3	4	5	6	7	8	9	10
High Schools	4,174	273	4,447	4,019	406	4,425	14,863	1,264	16,127
Middle Schools	7,764	1,135	8,899	6,784	880	7,664	20,525	2,937	23,462

The following scholarships have been instituted by Government to help Secondary School pupils. They are awarded on result of the examination held annually by the department for the purpose.

TABLE 28  
SCHOLARSHIPS

Sl. No.	Nature of scholarships	Merit scholarships		Merit-cum-Poverty Scholarship	
		Number of scholarships	Monthly rate	Number of scholarships	Monthly rate
			Rs.		Rs.
1	U. P. Scholarships ..	..	..	600	10
2	M. E. Scholarships ..	..	..	398	15
3	Senior Basic Scholarships ..	..	..	2	15
	(a) at the end of High School Certificate Examination course in the whole State.)	3 boys 1 girl	20 20	12 boys 4 girls	25 25
	(b) In Circles ..	7 boys 3 girls	15 15	28 boys 12 girls	25 25
	(c) In D-stricts ..	35 boys 14 girls	10 10	138 boys 36 girls	25 25
	(d) In ex-State areas ..	33	10	..	..

The total expenditure on award of scholarships and stipends in the Secondary Schools ( High, Higher Secondary and Middle ) during the year under report was Rs. 18,28,399 out of which Rs. 17,59,992 was contributed from Government funds. The total amount foregone by the Government and non-Government agencies for giving free-studentship was Rs. 5,59,332 and the amount spent on award of financial concessions was Rs. 7,27,459 during the year under review.

IX. *Methods and standards of teachings*—Inspecting Officers insist upon the use of different types of teaching aids. Grants are given by Government to schools for purchase of Science equipment and other teaching aids.

Up-to-date methods of teaching are followed in all the Secondary Schools and attempts are made to see that the number of trained teachers in such schools increases from year to year so that efficiency in the standard of teaching is maintained. A number of meetings of the syllabus committees arranged by the Board of Secondary Education were held during the year. The committees recommended the names of the examiners, paper setters and moderators for the High School and Higher Secondary School Certificate Examinations of 1961. They also recommended courses of study and text books for the High and Higher Secondary School Certificate Examinations of 1961, 1965 and 1966.

X. *Medium of instruction*—Non-language subjects were taught through the medium of the regional language. Other languages were used as the medium of instruction, if at least one-third of the total number of students in a Secondary School had any such language as their mother tongue. The Hirakud High School was allowed to have English as medium of instruction as it provided educational facilities for students belonging to several States of the Union.

The following High Schools and Middle Schools, however had more than one language as *media* of instruction as noted against each during the year under report.

Name of the Schools (1)	Medium of instruction (2)
1. Khallikote Collegiate High School ..	Oriya and Telugu
2. Maharaja's High School for boys, Parlakimedi	Ditto
3. Kabisurya High School, Chatrapur ..	Ditto
4. Shri Krishna Chandra Gajapati High School, Gurandi.	Ditto
5. Full deficit High School, Jeypore ..	Ditto
6. Full deficit High School, Gunupur ..	Ditto
7. Full deficit High School, Nowarangpur ..	Ditto
8. South Eastern Railway High School, Khurda Road.	Ditto
9. Marwari High School, Cuttack ..	Oriya and Hindi
10. Orient Paper Mills High School, Brajarajnagar	Ditto
11. Ispat Vidyalaya (High School) under the Hindustan Steel.	Oriya and English
12. Rastriya Vidyalaya, Rajgangpur (High School)	Ditto
13. Lutheran Mission M. E. School, Rajgangpur ..	Ditto
14. Jadakudar M. E. School ..	Ditto
15. M. E. School opened by Hindustan Steel, Ltd. ..	Ditto

XI. *Teaching of Hindi*—Hindi was taught as an extra compulsory subject from Classes VI to IX in Secondary Schools. Hindi has been prescribed as an optional subject for the High School Certificate Examination under the Second Five-Year Plan. Scheme for appointment of Hindi teachers in High Schools has been introduced as centrally sponsored scheme and by the 31st March 1960, 180 teachers have been appointed including 50 appointed in 1959-60. During the year under report 50 Hindi teachers were appointed in High Schools. Thus the total number of teachers in Hindi on the 31st March 1961, was 230.

XII. *Examination Results*—As in the previous year, two types of examinations were held for students at the Secondary stage, one at the end of Class VII and the other at the end of Class XI. The examination at the end of Class VII was again divided into two types. One was scholarship examination for which selected candidates were sent by the Headmaster of Middle, Middle English and High Schools to compete for the scholarships. This examination was conducted by the Inspectors of Schools of different circles for all the schools in their respective jurisdictions. The other was the common examination. For this examination, the Middle and Middle English Schools were attached to neighbouring High Schools where the examinations were conducted. The public examination held at the end of Class XI is called the High School Certificate Examination. This examination is conducted by the Board of Secondary Education. Two such examinations were held during the year 1961, one in February 1961 and the other in July. Candidates who could not take up the Annual High School Certificate Examination held in February, 1961 or failed in the same examination appeared for the Supplementary High School Certificate Examination in July 1961.

*Centres of Examination*—Fifty-seven Centres were fixed for the Annual High School Certificate Examination of 1961 and 37 centres were fixed for the Supplementary High School Certificate Examination of 1961 against 57 Centres for Annual and 27 for Supplementary Examination in 1960.

The following tables show the results at the end of Middle and High School courses in 1959-60:—

TABLE 29

		No. appeared including private candidates	No. passed including private candidates	Percentage of success
Middle school stage	Boys ..	28,914	24,267	84 per cent
	Girls ..	3,071	2,460	80 per cent
Total ..		31,985	26,727	84 per cent

TABLE 30  
HIGH SCHOOL CERTIFICATE EXAMINATION 1961

High School Certificate Examination	General	No. appeared including private candidates		No. passed including private candidates		Percentage of success	
		Annual	Supple-mentary	Annual	Supple-mentary	Annual	Supple-mentary
Boys	..	10,524	7,010	5,216	2,756	49 per cent	39 per cent
Girls	..	940	415	525	179	55 per cent	42 per cent
Total	..	11,464	7,425	5,741	2,935	50 per cent	39 per cent
High School Certificate Examination	Technical						
Boys	..	6	53	24	14	40 per cent	26 per cent
Girls	..	..	..	..	..	..	..
Total	..	60	53	24	14	40 per cent	26 per cent

XIII. *School Buildings, Library and Equipments*—For the purpose of effecting improvements to the buildings and for construction of additional buildings of Secondary Schools in the State, grants were paid to 31 schools during the year under report. Grants were also paid to 7 High Schools for effecting improvement in science teaching and school libraries.

Craft training has been made compulsory in the syllabus of a High School Certificate Examination and craft teaching like spinning, weaving, tailoring and carpentry was introduced in 15 existing high Schools during the year 1956-57. During the year 1957-58 non-recurring grants were paid to the second batch of 45 new High Schools for introduction of crafts. Craft teaching was introduced in 35 High Schools during the year 1958-59 and 25 High Schools in 1959-60. Non-recurring grants were paid to 10 non-Government High Schools for purchase of craft materials and for construction of craft shed during 1960-61. A sum of Rs. 32,000 for construction of craft shed and Rs. 10,000 for the purchase of craft materials was given to each of the 10 Schools. Craft training was also introduced in M. E. Schools in the year under review. Till the year 1960-61 craft teaching has been introduced in 158 M. E. Schools.

XIV. *Reorganisation and new development*—1. Grant-in-aid was given to 30 new High Schools during the year under report:

2. In order to implement successfully the schemes of secondary education under the changed pattern, the post of the Special Officer for Secondary Education which was redesignated as the Joint Director of Public Instruction during the year 1958-59 continued this year.

3. A new Secondary Training School was opened at Agarpara during the year under report.

4. At the instance of the All-India Council for Secondary Education an Extension Service Department was started in the R. N. Training College during 1957-58. Under the auspices of the Board of Secondary Education Orissa with a view to provide in-service training to the Secondary School teachers for the improvement of their efficiency in teaching a number of seminars and courses were organised by the Department in which large number of teachers from different High Schools participated. Books on methods of teaching were read out and visual aids were sent to different schools according to the requirement for improvement of teaching. This programme was transferred to the control of the State Government from the year under report.

5. Craft subjects such as agriculture, carpentry, tailoring were systematically introduced in selected Secondary Schools with the Government grants.

6. Under the Central Scheme of Youth Welfare a sum of Rs. 7,900 was allotted to 19 different High Schools of the State to undertake students tour to different parts of India.

7. A sum of Rs. 80,000 was sanctioned by Government of India for payment of loans to the following 3 High Schools for construction of hostel buildings.

	Rs.
(1) Biswambar Vidyapitha, Puri ..	32,300
(2) Nimapra High School, Puri ..	32,300
(3) Asureswar High School, Cuttack ..	15,400

8. Under the scheme of Campus work project of Government of India the first instalment of grant was paid to the following High schools for construction of recreation hall-cum-auditorium.

	Rs.
(1) P. M. Academy, Cuttack ..	7,000
(2) Salepur High School ..	7,000
(3) Alanahat High School	4,000

9. A meeting of the sub-committee appointed by the Board of Secondary Education, Orissa was held for re-examining the conditions for opening of Higher Secondary and Post-Basic Schools in the State.



10. The M. E. Schools which were managed and aided by the District Boards were transferred to the Education Department with effect from the 1st January 1961.

11. A branch of the Stewart School was opened at Bhubaneswar with effect from the 16th November 1961.

12. Under the auspices of the Board of Secondary Education, Orissa two refresher courses, one in Mathematics and the other in Social Studies were organised in the Radhanath Training College, Cuttack and in the Basic Training College, Angul respectively, for the teachers of High Schools in the State.

13. During the year under report 30 new high schools in the State were recognised by the Board of Secondary Education, Orissa to present candidates at the High School Certificate Examination, 1961.

14. Fifty-two new High Schools were permitted to open Classes higher than Class VIII during the year under review.

15. Additional sections were opened in the following girls High Schools in the State during the year under report.

(1) Puri Girls Higher Secondary School—Class IX

(2) Government Secondary and Training—Classes VIII and VI School for women at Berhampur.

(3) Government Girls High School—Classes VI and VII Berhampur.

16. A refresher course on the teaching of English in lower classes of High Schools in the State was organised in the Radhanath Training College, Cuttack by the Extension Service Department from the 3rd October 1960 to the 9th October 1960. 56 teachers from different High Schools participated in it. Shri R. S. Senapati, D.D.P.I. (P. & B.) conducted this course as Director.

17. Fifty High Schools in the State were selected circlewise during the year under report for allotment of 50 Hindi teachers as given below :—

(1) Dhenkanal Circle—3

(2) Ganjam Circle—11

(3) Cuttack Circle—17

(4) Bolangir Circle—3

(5) Balasore Circle—9

(6) Puri Circle—5

(7) Sundergarh Circle—2

18. During the year under report 6 girls High Schools and 15 girls Middle English Schools were opened in the State out of which 2 High Schools were opened under Government management and the remaining high schools and all the 15 Middle English Schools were opened under private management.

19. Government were pleased to take over the management of Kantabanji High School in the district of Bolangir during the year under report.

20. Government decided to take over the management of all the High Schools in the State managed or aided by the District Boards. The following developments were made by the Board of Secondary Education, Orissa, towards improvement of Secondary Education of the State.

21. Re-orientation courses for teachers of English in Middle English Schools and senior Basic Schools were arranged for a period of 15 days. The courses were held at 23 different centres in the State in which 455 teachers participated.

22. Two holiday excursion camps, one at Puri and the other at Hirakud were held for the students of age-group 12—16 during the months of June and December 1960, respectively.

23. With the assistance of the Indian Council for child welfare a Children's holiday Home, was organised at Puri in June 1960 for 47 High School students of the age-group 12—16.

24. For the first time excursion grants were given to students of the age-group 13 and above from High Schools.

25. A meeting of the members of English syllabus committee and Education committee was held in October 1960, to discuss problems regarding the teaching of English in the structural pattern. Mr. A. P. Weaver, the Education Officer and Mr. J. D. K. Argbs, the regional Representative of the British Council, Calcutta, were invited and gave talks and demonstration lessons on the teaching of English in Classes VI and VII.

26. One short-Refresher course in Music was held in October 1960.

27. The examination Research Bureau has standardised some questions in general science and social studies.

28. Decision was taken that in order to improve the discipline and general welfare of students of Secondary Schools, class-wise meetings of teachers and guardians should be arranged frequently.

29. The new course of study prescribed by the Board for classes VI and VIII was introduced in all schools for the first time during the year.

30. Guide books on the teaching of English in classes VI and VII were published by the Board and distributed among all the Secondary Schools in the State for the use of the teachers concerned.

31. Part I of the Higher Secondary School Certificate Examination was conducted for the first time in April 1960.

32. Fifty-seven centres were fixed for the Annual High School Certificate Examination held in February 1961 and thirty-seven centres for the Supplementary High School Certificate Examination.

33. The Extension Service Programme for Secondary Education which was started by Government of India at the Radhanath Training College, Cuttack since 1957-58 was transferred to the control of the State Government from the year under report.

34. During the year under report two new Higher Secondary Schools were recognised by the Board of Secondary Education for presenting candidates at the Higher Secondary School Certificate Examinations, Part I in addition to the three recognised during the previous year. The three Higher Secondary Schools which were permitted to present candidates at the Part I Examination last year, have been permitted to present them at Part II of the examination and to open class XII during the year under report. The total number of recognised Higher Secondary Schools in the State during the year was five against three of the previous year. One of them is for girls and the remaining four for boys.

## CHAPTER VI

## UNIVERSITY AND COLLEGIATE EDUCATION

1960-61

I. *Utkal University*—(a) General—The Utkal University entered into the 17th year of its existence during the year under report. As reported last year, a phased programme had already been drawn up to shift the headquarters of the University to the campus at Bhubaneswar. The construction work in the new campus proceeded satisfactorily during the year under report. The Humanities Block was completed. The construction of a hostel for 300 boarders is nearing completion. The construction of the library buildings, staff quarters and administrative block has been taken up. The plans and estimates for the block of Statistics and Anthropology were approved by the University Grants Commission. It is proposed to shift the University to the campus during the next academic session.

The scheme for the introduction of the Three-Year Degree Course has been in operation for well-nigh two years although it may be considered too early to pronounce any final judgement. The experience gained is encouraging. The first Pre-University Examination was held in 1960. A reform in the system of examination was introduced at the Pre-University stage, as an experimental measure. Under this new system, 80 per cent of the marks was assigned to the University examination and 20 per cent to the tutorial work and periodical examination, in assessing the total performance of a candidate.

The University had nine Post-Graduate Department in different subjects, namely, Sanskrit, Philosophy, Anthropology, Psychology, Political Science, Statistics, Geology, History and Zoology. The first three were under the direct management of the University and the remaining six departments were under the administrative control of the Principal, Ravenshaw College, Cuttack. The University Grants Commission approved the scheme of the University for opening Post-Graduate classes in Zoology during the year under report. With view to meeting the requirements of the State in technical personnel, it was decided to increase the admission of students from 120 to 198 from 1961-62 in the University College of Engineering at Burla. Diploma in Civil and Mechanical Engineering, Electrical Engineering, Aeronautical Engineering and Naval Architecture and Marine Engineering have been instituted. A certificate course in library science has been instituted to meet the demand for trained librarians. The question of opening Post-Graduate classes in Commerce during the Third

Plan period is under consideration. With a view to encouraging our young men and women to join the N. C. C., a suggestion has been made that the University may introduce Military Science as one of the electives for the degree course and fall in line with a number of other Universities in the country. In consideration of the need for Military Training for our youth, the question has been taken up for consideration of the University.

All the above activities mark a definite stage in the development of teaching functions of the University. With generous grants from the University Grants Commission, the Union Government and the State Government, the University will be able to expand its activities rapidly and achieve its objectives.

The Seventeenth Annual Convocation for conferring degrees was held on the 14th January 1961 in the Ravenshaw College compound in a pandal specially constructed for the purpose. Shri Sriprakash, Governor of Maharashtra delivered the convocation address. In all 2,146 men and women were qualified to receive degrees. The following persons were qualified to receive the degree of Doctor of Philosophy—

#### SCIENCE

Shri Tapas Kabi  
 Shri Siba Prasad Misra  
 Shri Birendra Kumar Patnaik

#### ARTS

Shri Benimadhab Padhi  
 Shri Surendra Prasad Sinha

The University received during the year the following grants and donations from the Government of India, the University Grants Commission, the State Government and certain other sources as detailed below:—

#### A—GOVERNMENT OF INDIA

	Rs.
1. Grants for individual research ..	10,017
2. For construction of stadium at Khallikote College.	6,000
3. For land reform scheme ..	5,512

## B—STATE GOVERNMENT

	Rs.
1. J. V. Parishad ..	15,000
2. Teachers Conference (Sending Delegates)	5,000
3. W. U. S. Hostel ..	1,000
4. Research Scholarship ..	2,500
5. Reservation of seats in T. B. Sanitorium	750
6. Excursion (Law students) ..	580
7. Last year's grant for Encyclopedia (1959-60) grant.	26,000
8. Grant for Geology in Post-Graduate Stage.	60,000
9. Grant for Field Training in Anthro- pology.	1,200
10. Equipment for Anthropology ..	10,297
11. Equipment for Statistics ..	2,500
12. Post-graduate grants (for salary) ..	80,000
13. Building and equipment of Engineer- ing College.	10,124
14. Recurring grant for Engineering College.	1,50,000
15. Compensation for not holding the Matri- culation Examination.	1,25,000
16. Block grant (University maintenance) ..	20,000
17. Grant for equipment in Zoology ..	19,000

## C—UNIVERSITY GRANTS COMMISSION

1. Purchase of library books for Humani- ties.	50,000
2. Research Scholarship ..	2,500
3. Purchase of books for Post-graduate Department.	9,000
4. Construction of Arts Block ..	40,000
5. Supply of National biography ..	918
6. Salary for the teaching staff of Anthropology, Zoology and Statistics.	30,000

	Rs.
7. Film Club ..	3,750
8. Field Training ..	1,200
9. For becoming corporated member ..	6,664
10. Equipment Anthropology ..	20,582
11. Laboratory equipment for Psychology Department.	10,000
12. Additional staff for U. G. C. section ..	5,000
13. Educational tour by Engineering College.	4,615
14. Improvement salary for Geology Department.	7,085
15. For introduction of three-year Degree Course.	25,000
16. Improvement of salary scales of private Colleges.	1,22,826
17. Post-graduate Scholarships ..	1,200

(b) CONFERENCES, COMMITTEES AND OTHER CULTURAL ASSOCIATIONS

*Inter-University Board of India*—1. The University continued to be a member of the Inter-University Board of India. The University was represented by the Vice-Chancellor Padmabhusan, Col. Commandant Dr. P. Parija, O.B.E., D.Sc., M.A. (Cantab.), I.E.S. (Retd.), F. N. I. The Vice-Chancellor continued as a representative of the Indian Universities to the Court of the Indian Institute of Science, Bangalore. He has also been selected the President of the Inter-University Board for the year 1961-62.

The University continued to be a member of the Association of the Commonwealth Universities during the year on payment of the usual membership fee.

2. The following persons represented the University in Boards, Councils or Committees during the year under report:—

Sl. No.	Name	Designation	Name of the Board, Council or Committees
1	Padmabhusan, Lt. Col. Dr. P. Parija, O. B. E., D. Sc., M. A. (Cantab.) I. E. S. (Retd.) F. N. I.	Vice-Chancellor, Utkal University.	1. Presided over the 47th session of the Indian Science Congress held at Bombay. 2. Continued to be the representative of the University on the State Board of Technical Education. 3. Continued to be the representative of the University on the Indian Council for Cultural Relations.
2	Dr. S. Misra, M. A., Ph.D. (London).	Principal, Ravenshaw College, Cuttack.	Representative of the University on the Indian Council for Cultural Relations.
3	Dr. N. K. Sahu, M.A., Ph.D.	Lecturer, in History, Ravenshaw College, Cuttack.	Representative of the University on the Indian Historical Records Commission.
4	Prof. P. Pradhan, M.A.	Prof. of Sanskrit, Utkal University.	Member of the Executive Board of the National Academy of Letters.
5	Dr. R. G. Panigrahi, M.B.B.S., D.P.H., D.T.M. & H. (Lond.), M.P.H. (Harv.).	Prof. S. C. B. Medical College, Cuttack.	Representative of the Utkal University to the Medical Council of India.
6	Dr. B. Samantray, M. Sc., B.L., Ph. D. (Lond.) D. I. C. (England).	Prof. and Head of the Deptt. of Botany.	Representative of the University on the Children's Literature Committee till 5th November 1960.
7	Dr. R. N. Rath, M.A. Ph.D. (Lond.).	Prof. of Psychology .	Representative of the University on the Children's Literature Committee from 6th November 1960.
8	Shri G. C. Rath, M. A., Dip.-in-L. Sc.	Registrar of the Utkal University.	Representative of the University on the Board of Anglo-Indian Education.
9	Dr. K. V. Rao, M.A., M. Litt., D. Litt.	Head of the Deptt. of Political Science of the University.	Represented the University on the State Council for the Education of Women and Girls.



3. Delegates were sent to the following learned bodies to represent the University.

#### DELEGATES

Sl. No.	Name of the Conference place and date	Name of delegates
(1)	(2)	(3)
1	Fourth Annual Symposium on Spectroscopy held at Bombay on the 2nd January 1960.	Dr. T. Pradhan, Lecturer, Ravenshaw College, Cuttack.
2	Seminar on Public Administration, its study/teaching and research held from the 7th to 12th March 1960.	Dr. K. V. Rao, Reader and Head of the Post-Graduate Department of Political Science.
3	Indian Educational and Vocational Guidance Association, held at Hyderabad from the 26th to the 28th October 1960	Dr. R. C. Das, Reader in Education Radhanath Training College, Cuttack.
4	The Third Summer School of Mathematics, held at Delhi from the 9th May 1960.	1. Shri Karamat Ali, Lecturer in Mathematics, Ravenshaw College, Cuttack. 2. Shri R. K. Bose, Lecturer, G. M. College, Sambalpur.
5	Summer School of Linguistic, held at Poona from May and June 1960.	Dr. Satyaswarupa Misra, Lecturer in Sanskrit, Dhenkanal College.
6	Twentieth Conference of the Indian Society of Agricultural Economics, held at Chandigarh from the 21st to the 25th December 1960 (inclusive).	1. Dr. S. Misra, Principal, Ravenshaw College, Cuttack. 2. Dr. B. Misra, Professor of Rural Economics, Department of Rural Economics and Sociology.
7	Tenth Annual Conference of the Anatomical Society of India, held at Kanpur (U. P.) from the 26th to the 28th December 1960 (inclusive).	Dr. R. Mohanty, Principal, S. C. B. Medical College, Cuttack.
8	Fourth All-India Commerce Conference, held at Jabalpur from the 28th to the 30th December 1960.	Dr. Surya Kanta Das, Lecturer G. M. College, Sambalpur.

- | (1) | (2)   | (3)   |
|-----|---|---|
| 9   | Indian Science Congress Association, held at Roorkee from January 3rd to January 9th, 1961. | 1. Dr. D. Patnaik, Professor, Ravenshaw College, Cuttack.                                     |
|     |   | 2. Dr. G. N. Mohapatra, Lecturer, Ravenshaw College, Cuttack.                                 |
|     |   | 3. Dr. G. Misra, Reader, Ravenshaw College, Cuttack.  |
|     |   | 4. Shri Dinabandhu Misra, Lecturer, G. M. College, Sambalpur.                                 |
|     |   | 5. Dr. S. K. Sinha, Lecturer, S. K. C. G. College, Parlakimedi.                               |
|     |   | 6. Dr. B. K. Behura, Reader, Ravenshaw College, Cuttack.                                      |
|     |   | 7. Dr. M. S. Kanungo, Lecturer, Ravenshaw College, Cuttack.                                   |
|     |   | 8. Dr. A. K. Dey, Professor, Ravenshaw College, Cuttack.                                      |
|     |   | 9. Shri S. Acharya, Lecturer, Ravenshaw College, Cuttack.                                     |
|     |   | 10. Shri N. Acharya, Lecturer, Ravenshaw College, Cuttack.                                    |
|     |   | 11. Mr. M. M. Hassan, Lecturer, Ravenshaw College, Cuttack.                                   |
|     |   | 12. Dr. R. Rath, Professor, Ravenshaw College, Cuttack.                                       |
|     |   | 13. Dr. J. P. Das, Lecturer, Ravenshaw College, Cuttack.                                      |
|     |   | 14. Dr. T. Pradhan, Lecturer, Ravenshaw College, Cuttack.                                     |
|     |   | 15. Dr. T. Ratho, Lecturer, Ravenshaw College, Cuttack.                                       |
|     |   | 16. Dr. B. N. Sahu, Professor of Agronomy, Utkal Krushi Mahavidyalaya, Bhubaneswar.           |
|     |   | 17. Shri B. C. Sengupta, Reader in Entomology, Utkal Krushi Mahavidyalaya, Bhubaneswar.       |
|     |   | 18. Shri M. M. Nanda, Lecturer, Ravenshaw College, Cuttack.                                   |
|     |   | 19. Shri S. P. Misra, Lecturer, Ravenshaw College, Cuttack.                                   |
|     |   | 20. Shri J. K. Mohanty, Assistant Professor, Pharmacology, S. C. B. Medical College, Cuttack. |
|     |   | 21. Dr. R. N. Sen, Professor, Physiology, S. C. B. Medical College, Extension, Burla.         |
|     |   | 22. Dr. M. K. Rout, Reader in Chemistry, Ravenshaw College, Cuttack.                          |
|     |   | 23. Shri G. C. Rath, Registrar, Utkal University, Cuttack.                                    |

- | (1) | (2)   | (3)  |
|-----|---|--|
| 10  | Twenty-third Annual Conference of Indian Political Science Association held at Patna from 27th to 29th December 1960. | 1. Dr. K. V. Rao, Reader and Head of the Post-Graduate Department of Political Science, Ravenshaw College, Cuttack.<br>2. Dr. S. C. Das, Reader in Economics Ravenshaw College, Cuttack.<br>3. Shri R. K. Das, Lecturer in History, Ravenshaw College, Cuttack.  |
| 11  | Eleventh session of the All-India English Teachers Conference held in Delhi from 28th to 30th December 1960.          | 1. Dr. A. P. O. Brien, Professor of English, Ravenshaw College, Cuttack.<br>2. Shri Nanda Kishore Misra, Lecturer, in English, Ravenshaw College, Cuttack.<br>3. Shri A. K. Mohapatra, Lecturer in English, Ravenshaw College, Cuttack.                          |
| 12  | English literature Seminar held at Delhi from the 2nd to 7th January 1961.  | 1. Shri D. P. Patnaik, Lecturer in English, Ravenshaw College, Cuttack.  |
| 13  | First All Asian Congress of Pediatrics held at New Delhi from the 2nd to 6th January 1960.                            | 1. Prof. R. N. Misra, Principal-cum-Superintendent, Medical College, Burla.  |
| 14  | Twenty-third Session of the Indian History Congress held at Aligarh from the 26th to 28th December 1960.              | 1. Dr. B. C. Ray, Lecturer, Ravenshaw College, Cuttack.<br>2. Shri P. Mukherjee, Lecturer, Post-Graduate Department of History, Utkal University.  |
| 15  | Forty-third Session of the All-India Economic Conference held at Chandigarh from the 26th to 28th December 1960.      | 1. Dr. S. Misra, Principal, Ravenshaw College, Cuttack.<br>2. Srimati Nilima Misra, Lecturer S. B. Women's College, Cuttack.<br>3. Shri R. C. Patnaik, Lecturer, M.P.C College, Baripada.<br>4. Shri B. Misra, Lecturer in Economics Ravenshaw College, Cuttack. |
| 16  | Thirty-fifth Session of the Indian Philosophical Congress held at Waltiar from the 29th to 31st December 1960.        | 1. Dr. D. Misra, Principal S. C. S College, Puri.<br>2. Dr. G. Misra, Professor of Philosophy, Post Graduate Department Utkal University, Cuttack.<br>3. Shri S. K. Chatopadhaya, Lecturer in Philosophy, Ravenshaw College Cuttack.                             |
| 17  | Fifth Conference of Law Teachers held at Lucknow on the 28th and 29th December 1960.                                  | 1. Sri K. S. Murty, Professor of M. S Law College, Cuttack.  |

## (C). MISCELLANEOUS—

(a) *University Library*—During the year under report 4,545 books were added to the library. The total number of books in the library was 37,154 excluding 1,258 books of undersigned sequences. The number of visitors of the library during the year under report was 35,200 and the number of interval readers was 20,542. Total number of books issued during the year under report was 98,514.

*Journals*—The total number of journals subscribed in the library was 245 excluding 50 journals received free of cost.

*Newspapers*—The total number of newspapers subscribed in the library was six including London Times and Financial Times donated by the British Information Services.

*Manuscripts*—The total number of palm-leaf manuscripts added during the year was 91.

(b) *Extramural Lectures*—Shri Ganesh Prasad Rath, delivered two extension lectures on possibilities or development of mineral and metal industries in Orissa with special reference to the Second and the Third Five-Year Plans.

(c) *Encouragement and improvement of Oriya language and literature*—The University continued to administer the funds placed at its disposal by the Government for the purpose of encouragement and improvement of Oriya language and literature with the help of a committee appointed by the Syndicate.

It has been decided to publish the following manuscripts out of the encouragement and improvement of Oriya language funds.

1. Swasthya Chandrika
2. Abbott's Life of Napoleon (Oriya Translation)
3. Bharatiya Kala O Sthapatyar Itihās

Twenty copies of the book 'Palligiti Sanchayan' were purchased. About 30 palm leaf manuscripts have been purchased.

*Oriya encyclopaedia*—It was gratifying to note that the one volume popular Encyclopaedia was nearing completion and the manuscript was being made ready for the press.

(d) *World University Service*—Due to heavy rush for admission in to the Hostels of the World University Service, two more hostels were opened during the year one for men Students and the other for women Students, in addition to the Hostel for women established in 1957. A total sum of Rs. 1,800 was disbursed as financial help to poor and deserving Students of the University. Through the efforts of the World University Service, five Students

suffering from T. B. were admitted to the Sanatoria at Chandpur in the District of Puri and Tamberam near Madrass. A sum of Rs. 1,000 has so far been received from national Headquarters for financial help for distribution among the students of flood affected area. Schemes on Book Bank, Co-operative Canteen and Students' Health Centre are in progress.

(e) *Games and Sports*—Shri R. K., Das, M. A., lecturer in History, Ravenshaw College, Cuttack, was appointed as the Secretary of the Sports Council of the University for the session 1960-61.

The University organised inter-college tournaments in various games and sports and sent representative teams to participate in the Inter-University tournaments and Athletic meet. A sum of Rs. 19,500 was provided in the budget for the year 1960-61 for the purpose.

Inter-college competitions in the following items were conducted by the University during the year.

Hockey, Tennis, Table-Tennis, Football, Badminton, Volleyball and Athletics.

*Inter-University Tournaments*—During the year, the University sent representative teams to participate in the following Inter-University tournaments and sports:—

1. Hockey	.. Banaras
2. Football	.. Gorakpur
3. Badminton	.. Cuttack
4. Volley-ball	.. Madras
5. Cricket	.. Banaras
6. Athletics	.. Lucknow

The University conducted the South Zone Inter-University Badminton Tournament in October 1960. Coaching Schemes were executed in hockey, badminton, foot-ball, volley ball and cricket. Shri N. B. Banerjee, Msc., Secretary of the Sports Committee, attended the 20th Annual meeting of the Inter University Sports Board of India held at Peradeniya, Ceylon, on the 11th April 1960 as the representative of this University.

(f) *Students Information Bureau*—Dr. Harihar Misra, M. sc. (Cal.), M. sc. Ph. D. (Standford), Lecturer in Physics, Ravenshaw College, Cuttack continued as the Secretary of the Bureau for the academic year 1960-61. The advisory committee for the Bureau was reconstituted. The questions of publishing University

results in the information bulletin, organising Orientation lecturers in colleges and finding out employment opportunities were considered in a meeting of the Advisory Committee. The number of personal calls registered at the Bureau was 473 and 1,687. Letters were issued to individuals, carrying information regarding admissions, examinations and courses of studies of Indian and foreign Universities. The number of volumes added to the reference library was 172. Applications from 12 students were forwarded to the Indian High Commission/Embassies in the United Kingdom, United States of America and West Germany for higher studies in textile technology, business administration, engineering, LL.M.F.R.C.S. and Post-Graduate degree in English language and other subjects. Eight students for whom seats were arranged earlier in educational institutions abroad proceeded to their respective places of study during the year. The Bureau issued press notes on offer of scholarships and admissions to different technical institutions. The publication of the monthly Bulletin has been continued. The purchase of text books at concession rates and utilisation of other educational facilities offered by the Government of United Kingdom is a new scheme entrusted to the Bureau. The purpose of the scheme is to supply text books on scientific and technical subjects to teachers and students of the University at a price of about 1/3rd of the usual market price.

(g) The Jnana Vijnan Parishad continued to function during the year under report. The Executive Committee of the Parishad had two sittings and the Parishad met once during the year under report. In order to promote research in different branches of knowledge, the Parishad considered applications received from teachers of affiliated colleges and others and made grants of Rs. 7,600 to 10 scholars. The Syndicate sanctioned a sum of Rs. 362 as subsidy grant for purchase of an 'Air liquifying plant' under the Parishad.

The Parishad considered applications received from three other research scholars and decided to purchase books and journals worth about Rs. 3,600 for the University library in order to enable them to take the books on loan from the library in connection with their research.

Shri L. K. Mohapatra, Lecturer in Anthropology, Gouhati University submitted his thesis on 'A Hili Bhijyan Village—An Emperical Socio-Economic Study' for which a grant of Rs. 830 had been sanctioned to him from the funds of Janan Vijnan Parishad.

(h) The work of writing the different parts of History of Orissa has been entrusted to the following persons:—

1. Dr. H. N. Sinha .. Muslim and Maratha period
2. Dr. N. K. Sahoo .. Ancient History
3. Shri P. Mukherjee .. History of the Nineteenth Century

II. *Art and Science Colleges*—Institutions and students : The Utkal University prescribes the courses of studies for all colleges imparting general education and conducts examinations based on such courses. The degrees conferred by the Utkal University in different faculties have been indicated in section VIII of this chapter.

The table below shows the names of colleges of general education affiliated to the Utkal University with the number of students enrolled in each during 1959-60 and 1960-61.

TABLE 31

Serial No.	Name of the Arts and Science Colleges	Courses of study taught during 1960-61	Management	Number of students in this colleges	
				1959-60	1960-61
1	Ravenshaw College, Cuttack.	Arts, Science and Commerce—Degree; Arts and Science—Post-Graduate.	Government ..	2,012	2,049
2	S. C. S. College, Puri ..	Arts and Science—Degree course.	Do. ..	936	1,010
3	F. M. College, Balasore	Arts and Science—Degree	Do. ..	514	495
4	Bhadrak College, Bhadrak	Arts, Science and Commerce—Degree.	Non-Government	732	846
5	G. M. College, Sambalpur	Ditto ..	Government ..	875	947
6	M. P. C. College, Baripada.	Arts and Science Degree	Do. ..	469	465
7	Khallikote College, Berhampur.	Arts, Science and Commerce—Degree.	Non-Government	913	955
8	S. K. C. G. College, Parlakimedi.	Arts and Science Degree	Government ..	353	285
9	Christ College, Cuttack	Arts, Pre-University Science—Degree.	Non-Government	607	729
10	Rajendra College, Bolangir.	Arts and Science—Degree. Commerce—2nd year only.	Government ..	241	267
11	Sailabala Women's College, Cuttack.	Arts—Degree ..	Do. ..	334	352
12	Stewart Science College, Cuttack.	Pre-University Course, Pre-Professional and 1st year of 3rd year Degree Course (Science).	Non-Government	288	384

Serial No.	Name of the Arts and Science Colleges	Course of study taught during 1960-61	Management	Number of students in this colleges	
				1959-60	1960-61
13	N. C. College, Jajpur ..	Arts—Pre-University and 2nd year.	Non-Government	186	217
14	V. Deb College, Jeypore	Arts and Science—Pre-University Course and 1st year Degree.	Government ..	166	133
15	B. J. B. College, Bhubaneswar.	Arts and Science Degree	Do. ..	262	453
16	Science College, Keonjhar	Science—Pre-University Course and 2nd year.	Non-Government	153	137
17	I. Sc. College, Angul ..	Arts—Pre-University Course 1st year Degree Science—Pre-University and Pre-Professional.	Government ..	187	249
18	Government Women's College, Berhampur.	Arts—Pre-University 1st year Degree.	Government ..	56	51
19	Science College, Sundergarh.	Science—Old Course Intermediate and Degree.	Private aided ..	128	152
20	Women's College, Sambalpur.	Arts—Pre-University and 2nd year.	Ditto ..	16	34
21	Dhenkanal College, Dhenkanal.	Arts—Pre-University Course.	Private aided	64	58
22	Nirakarapur Science College.	Science—Pre-University course Pre-Professional.	Ditto ..	64	140
23	Khurda College ..	Arts—Pre-University Course.	Ditto ..	89	96
24	Women's College, Balasore.	Arts—Pre-University course and 1st year Degree Course.	Private, un-aided	..	15
25	Science College, Phulbani.	Science—Pre-University Course.	Government	..	43
26	Bhanjanagar College ..	Arts—Pre-University Course.	Private aided	..	58
27	Panchayat College, Bargarh.	Arts, and Science—Pre-University Course.	Private, un-aided	..	94
28	Kendrapara College ..	Arts—Pre-University Course.	Private, un-aided	..	118
29	Kalahandi Science College.	Science—Pre-University Course.	Ditto ..	..	39
Total ..				9,654	10,871



There were four colleges exclusively for women. All the other colleges also admit women students. The Sailabala Women's College, Cuttack has been teaching up to the degree stage in Arts since many years. Provision for teaching in the First Year Degree Course was made in Government Women's College, Berhampur during the year under report. The other two provides teaching up to the Pre-University Standard in Arts with second year old course in Intermediate Standard and the 4th one provides teaching upto the Pre-University Standard only. Out of the 18 degree colleges, 12 are managed by the State Government and the remaining six by private bodies which received aid from the Government. Out of the eleven Intermediate Colleges, one is managed by Government and 10 by private bodies. The Ravenshaw College which is managed by Government has provision for Post Graduate teaching in a number of subjects. There is provision for research in this college and some students and members of the staff worked for research degrees. Sixteen students were doing research work in the college during the year under report. All the intermediate colleges provide Pre-University courses and entertain candidates coming after the High School Certificate Examination whereas the Degree Colleges provide Three-Year Degree Course. In N. C. College, Jajpur and Women's College, Sambalpur, Old Intermediate courses in Second Year only were adopted. In all the degree colleges though First Year Degree Course (new course) was introduced during the year under report, old courses in B. A. and B. Sc. were in continuance. With the introduction of the Three-Year Degree Course with a pre-University Course extending over one year, necessary modifications have been made in each college in the courses of studies from 1959-60 accordingly. Post-Graduate courses leading to M. A. or M. Sc. degree cover a period of two academic years after graduation and Ph. D. requires at least two years after M. A. or M. Sc.

The total number of students in colleges for general education during the year under report was 10,871 as shown above, out of which 1,186 were women as against a total enrolment of 9,654 including 1,100 women during 1959-60. Besides these students, there were 37 students in the Wireless Training Class attached to the Ravenshaw College as against 20 during the previous year.

(b) *Colleges for professional education institutions and scholars*—The names of professional colleges affiliated to the

Utkal University with number of students enrolled in each during 1959-60 and 1960-61 are given in the table below:--

TABLE 32

Sl. No.	Name of the professional and special colleges	Number of students in these colleges	
		1959-60	1960-61
1	Madhu Sudan Law College, Cuttack ..	264	332
2	University College of Engineering, Burla ..	357	451
3	Radhanath Training College, Cuttack ..	122	127
4	Basic Training College, Angul ..	55	57
5	College of Veterinary Science and Animal Husbandry, Bhubaneswar.	176	203
6	Utkal Krushi Mahavidyalaya, Bhubaneswar	275	387
7	S. C. B. Medical College, Cuttack ..	431	572
8	Medical College, Burla ..	49	99

The following table shows the names of professional and special colleges not affiliated to the Utkal University but classified as colleges for the purpose of statistics, with number of students on their rolls during 1959-60 and 1960-61.

TABLE 33

Sl. No.	Name of the colleges	Number of students in these colleges	
		1959-60	1960-61
1	Gopabandhu Ayurvedic Vidyapith, Puri ..	66	41
2	Sadasiv Sanskrit College, Puri ..	103	92
3	B. B. Sanskrit College, Bolangir ..	23	23
4	Sanskrit College, Parlakimedi ..	50	43
5	Ramdhin Sanskrit College, Berhampur ..	95	80

Sl. No.	Name of the professional and special colleges	Number of students in these colleges	
		1959-60	1960-61
6	Utkal College of Music and Dance Cuttack.	159	172
7	Kalavikash Kendra, Cuttack ..	190	175
8	Basic Training School, Angul ..	39	38
9	Basic Training School, Raj-Sunkhala ..	76	74
10	Basic Training School, Bhanjanagar ..	63	64
11	Basic Training School, Nowrangpur ..	22	22
12	Basic Training School, Tudigadia ..	75	79
13	Basic Training School, Bargarh ..	20	20
14	Secondary Training School, Cuttack ..	125	118
15	Government Secondary Training School for men at Chikiti.	83	87
16	Secondary Training School, Kundukela ..	79	80
17	Secondary Training School, for Women's Cuttack.	29	57
18	Secondary Training School, Agarpara ..	40	40

The number of constituent colleges for professional education under the University remained as before during the year under report. Short reports regarding these colleges are given below:—

(i) *The Madhusudan Law College* is managed by the University with the assistance of a Governing Body. The teaching staff consists of one whole-time Professor and one whole-time lecturer and 5 part-time Lecturers. The college holds its classes in the buildings of the Ravenshaw College, Cuttack from 7 A.M. to 9-30 A.M. in the morning and from 6-30 P.M. to 7-30 P.M. in the evening. A section of the University library qualified with books on Law is opened to the staff and students of the Law College. The students and members of the staff also make use of the Ravenshaw College library. The college has no separate hostel of its own and the students reside in the University Hostel. The University authorities have taken steps to construct a hostel for hundred boarders of the college at Cuttack.

*Research activities*—Papers were read at the third All-India Law Teachers' Conference and the Indian Law Institute by the college staff.

(ii) *University College of Engineering, Burla*—The strength of the College was 451 during the year under report. The total strength of the teaching staff including the Principal was 38 during the year. The college has four hostels and the total number of boarders was 420. The remaining students lived with their guardians. The total number of books in the library was 5,589 and the number of journals was 272. The Audio-visual Association was founded in the College in the year 1958-59 to show films including educational and feature films to the students and the staff of the college.

*Research activities*—The research work on 'metal chelates' is continued in the Chemistry Department of the College. A joint Research paper entitled 'the citrate complex of cobalt' was communicated to the Indian Science Congress 1961. Six Research papers were communicated to the Journal of the Indian Chemical Society for publication.

*College Building*—The College building was completed. The ground around the College building was developed. The new Workshop building was under construction. The new hostel building of 2 units for 125 students each was under construction.

The second examination was introduced during the year under report.

(c) *Other Colleges*—Details regarding Teacher Training Institutions namely, the Radhanath Training College, Cuttack, the Basic Training College, Augul, which provide for a degree course in teaching and 11 Under-Graduate Training Colleges which provide for a Certificate Course in teaching have been given in Chapter VII and details of colleges for medicine, veterinary science and agriculture have been given in Chapter VIII.

III. *Teachers*—There were 555 men and 60 women teachers in colleges for general education during the year under report as against 474 men and 54 women teachers respectively in the previous year. There were 86 men teachers in colleges for special education in the previous year. The teachers in Government Colleges are classified into three categories namely, (i) Professor, (ii) Reader, (iii) Lecturer. The scales of pay attached to the posts of teachers of these different categories and to the post of the Principal, S. S. Sanskrit College, Puri have been given in Chapter II

under Educational Services. The posts of other teachers in Government Sanskrit Colleges are in the scale of pay of Rs. 175—10—215—15—275—E.B.—15—350. The following are the scales of pay attached to the posts of teachers in aided colleges for general education :—

- (a) Degree Colleges .. (i) Principal, Rs. 300—20—320—25—420—30—570.  
(ii) Lecturers, Rs. 180—10—250—E.B.—15—460.
- (b) Intermediate Colleges.. (i) Principal, Rs. 260—25—435—25—460.  
(ii) Lecturers, Rs. 180—10—250—E.B.—15—310.

(IV) *Expenditure*—The total direct expenditure on colleges for general education and special education as well as on the Utkal University is given below :—

TABLE 34

	Total direct expenditure for 1959-60	Percentage of Government contribution	Total direct expenditure for 1960-61	Percentage of Government contribution
	Rs.		Rs.	
(a) Colleges for general education.	33,36,280	64.2	37,77,921	59.2
(b) Colleges for special education.	1,94,742	73.5	2,20,304	76.8

V. *Scholarships, stipends and free-studentships*—The total expenditure on the award of scholarships and stipends including other financial concessions to students in colleges for general education from Central Government and State Government sources, from the institutions and from the local bodies, including the expenditure on scholarships and stipends awarded by other agencies was Rs. 6,95,639. Out of this an amount of Rs. 5,92,706 was met from Government funds, as against Rs. 3,85,992 and Rs. 3,79,258 respectively in the previous year. The total number of all scholarships and stipends was 2,044 (1,705 boys and 339 girls) as against 1,647 (1,395 boys and 252 girls) during the previous year. The total expenditure on the awards of scholarships and stipends to students in colleges for special education was Rs. 15,091 out of which Rs. 13,504 was met from Government funds as

against Rs. 13,380 and Rs. 13,065 respectively in the previous year. The total number of scholarships and stipends was 162 (160 boys and 2 girls) as against 115 during the previous year. The total amount of money foregone on account of award of free studentships was Rs. 1,30,640 and Rs. 948 by colleges for general and special education respectively, as against Rs. 1,40,955 and Rs. 948 during the previous year. Besides, Rs. 1,82,971 and Rs. 5,423 were spent on account of grant for other financial concessions in colleges for general education and for special education respectively, as against Rs. 57,586 and Rs. 6,567 during the previous year.

VI. *Methods and standards of teaching*—The lecture method of teaching continued to be adopted to impart instruction to the students. The tutorial class system in small groups was in vogue, with one class a week for every subject, excepting in English in which two tutorial classes were held per week for each batch of students. The maximum number of strength of the tutorial classes was 16. The maximum number of general lectures per week prescribed by the University to be taken by teachers of different categories in the colleges for general education is given below:—

TABLE 35

Categories of teachers	Maximum number of lecture tutorial/ practical classes
(a) Professors ..	15
(b) Readers ..	18
(c) Lecturers taking substantial part in Honours and Post-Graduate teaching ..	18
(d) Other Lecturers ..	21

VII. *Medium of Instruction*—English was the medium of instruction in the non-language subjects in the colleges for general and professional education affiliated to the Utkal University. Sanskrit was the medium of instruction in Sanskrit Colleges and Oriya was the medium of instruction in undergraduate training colleges.

VIII. *Examination results*—The table appended below gives the results of various examinations conducted by the Utkal University and the Board of Secondary Education, Orissa for the year under report and the previous year.

TABLE 36

Name of Examination	1959-60		1960-61	
	No. appeared (boys and girls including private candidates)	No. passed (boys and girls including private candidates)	No. appeared (boys and girls including private candidates)	No. passed (boys and girls including private candidates)
<b>Annual Examination</b>				
1. High School Certificate (both boys and girls, general and technical)	10,454	5,976	11,528	5,765
2. Higher Secondary School Certificate Examination	..	..	166	90
3. Pre-University (Humanities)	1,650	1,095	2,401	1,633
4. Pre-University (Science) ..	1,660	1,281	2,312	1,669
5. I. A. ..	2,158	1,098	1,177	514
6. I. Sc. ..	1,624	984	413	201
7. I. Com. ..	182	83	181	119
8. I. Ag. ..	71	49	102	88
9. B. A. (Pass) ..	1,602	703	1,055	522
10. B. Sc. (Pass) ..	171	118	220	136
11. B. Com. ..	248	72	174	112
12. B. A. (Hons.) ..	211	163	233	187
13. B. Sc. (Hons.) ..	100	36	98	79
14. M. A. ..	188	155	177	134
15. M. Sc. ..	63	53	44	30
16. M. B., B. S. (June), Final Part II	33	24	41	28
17. LL. B. (Part II) ..	67	55	69	66
18. Master of Law	2	..	1	Nil
19. B. O. L. ..	6	4	3	1
20. Engineering (Final Examination)	48	46	6	78
21. Dip.-in-French ..	..	..	..	..

Name of Examination	1959-60		1960-61	
	No. appeared (boys and girls including private candidates)	No. passed (boys and girls including private candidates)	No. appeared (boys and girls including private candidates)	No. passed (boys and girls including private candidates)
<b>Annual Examination</b>				
22. Dip.-in-German ..	4	4	1	1
23. Certificate course in French	3	2	2	2
24. Certificate course in German	7	7	9	7
25. Spoken English Test (I. A. & I. Sc.).	477	261		..
26. Spoken English Test (B. A.)	235	79		..
27. B. Ed. ..	198	191	208	206
28. D. A. M. S. ..	6	6	16	9
29. B. Ag. ..	35	35	36	30
30. Acharva ..	..	..	66	50
31. Sastri ..	..	..	41	30
32. Diploma in Statistics ..	9	9	9	5
33. B. V. Sc. & A. H. ..	32	24	32	26
34. M. Ed. ..	8	8	10	10
<i>Supplementary</i>				
1. High School Certificate (both general and technical).	7,665	3 128	7,473	2,949
2. I. A. ..	998	502	474	174
3. I. Sc. ..	689	351	123	78
4. I. Com. ..	47	28	47	29
5. I. Ag. ..	25	20	25	18
6. B. A. (Pass) ..	542	280	554	306
7. B. Sc. (Pass) ..	56	33	78	50
8. B. Com. ..	79	39	70	26
9. D. A. M. S. ..	8	8	12	7
10. Engineering (Final) ..	2	2	8	8
11. B. V. Sc. & A. H. ..	8	8	6	6
12. Final B. Sc. (Ag.) ..	..	..	8	8



IX. *Research in colleges and in the Utkal University—Research scholarships—(a) Government of India Scientific Research Scholarships—*Since this time, this Scholarship was relinquished by Shri P. Tripathy, the scholarship allotted to the Utkal University was lying vacant. Steps were taken to fill up the same.

(b) *University Grants Commission—Post-Graduate Scholarship in Science of Rs. 100 was awarded to Shri Saroj Kumar Misra, during the year under report. Post-Graduate Research Scholarships in Humanities of Rs. 200 per month each were awarded to Shri Kailash Chandra Panda and Sm. Kajal Palit. Shri K. C. Panda relinquished the scholarship in order to join his appointment as a Lecturer in the University. Post-Graduate Scholarships of Rs. 100 per month each were awarded to (1) Shri Debendra Nath Mohapatra, (2) Shri Binod Chandra Kar and (3) Miss Rupali Mukhapadhaya. Research Scholarships of Rs. 200 per month each were awarded to Shri Bharat Charan Mallick and Shri Karuna Sagar Behera.*

(d) The following table gives an account of the Research work done in colleges during the year under report:—

Sl. No.	Name of the college	Subject of research	Number of original papers published
1	Ravenshaw College, Cuttack ..	(a) Botany ..	21
		(b) Chemistry ..	24
		(c) Commerce ..	1
		(d) Economics and Political Science.	6
		(e) English ..	7
		(f) Geography ..	3
		(g) Geology ..	1
		(h) History ..	5
		(i) Mathematics ..	4
		(j) Oriya and Sanskrit	24

Sl. No.	Name of the college	Subject of research	Number of original papers published
	Ravenshaw College, Cuttack— <i>concl'd.</i>	(k) Persian Urdu ..	2
		(l) Philosophy ..	3
		(m) Physics ..	6
		(n) Political Science ..	1
		(o) Psychology ..	10
		(p) Zoology ..	9
		(q) Statistics ..	1
2	G. M. College, Sambalpur ..	(a) Commerce ..	3
		(b) Botany ..	5
3	B. J. B. College, Bhubaneswar	Oriya ..	1
4	Government Training College, Angul.	A Research Project in 'Fruit and Vegetable Preservation'	..
5	M. P. C. College, Baripada..	(a) Economics ..	1
		(b) Mathematics ..	2
		(e) Zoology ..	1
6	Radhanath Training College, Cuttack.	Education ..	4
7	S. C. S. College, Puri ..	(a) English ..	3
		(b) Oriya ..	1
		(c) Economics ..	1
		(d) Zoology ..	3
		(e) Philosophy ..	1
8	Orissa College of Veterinary Science and Animal Husbandry.	(a) Parasitology ..	3
		(b) Department of Pharmacology.	4
		(c) Department of Medicine	13

Sl. No.	Name of the college	Subject of research	Number of original papers published
	Orissa College of Veterinary Science and Animal Husbandry— <i>concl.</i>	(d) Anatomy Department..	6
		(e) Physiology and Biochemistry.	6
		(f) Bacteriology ..	9
		(g) Surgery ..	7
		(h) Gynaecology ..	6
9	V. D. College, Jeypore ..	(a) Oriya and Sanskrit ..	6
		(b) Logic ..	1
		(c) Zoology ..	1
		(d) History ..	6

X. *Reorganisation and new Developments*—The number of seats as noted below were increased in the following Colleges during the year under report:—

1. S. C. S. College, Puri .. (a) B. Sc. from 32 to 48  
(b) Pre-University Science from 160 to 192.  
(c) Philosophy (Hons.) from 16 to 32.
2. F. M. College, Balasore . Pre-University Science from 112 to 128.
3. Sailabala Women's College, Cuttack. Pre-University Arts, 128 to 160, Third year Arts, 64 to 80.
4. B. J. B. College, Bhubaneswar. Pre-University Science, 128 to 176.  
Pre-University Arts, 96 to 128
5. Ravenshaw College, Cuttack B. Com., 32 to 48
6. Basic Training College, Angul. B. Ed. from 64 to 80
7. M. P. C. College, Baripada Pre-University Arts, 128 to 160

2. In order to solve the acute problem of hostel accommodation in the Ravenshaw College, Cuttack, Government were pleased to approve the construction of two hostel buildings one for 240 boys and the other for 100 girls at an estimated cost of Rs. 6,79,200 and Rs. 3,19,400 respectively. The construction of these two buildings was undertaken by the Works Department.

3. The following new classes were started in the existing Colleges during the year under report:—

B. J. B. College, Bhubaneswar	..	B. A.
Ravenshaw College, Cuttack,	..	B. Com.
M. P. C. College, Baripada	..	B. Sc.
Sundergarh College	..	B. Sc.
Stewart Science College	..	B. Sc.
Bhadrak College	..	B. Sc.
Christ College, Cuttack	..	Pre-University Science.

4. Post-graduate class in Zoology was opened in the Ravenshaw College, Cuttack by the Utkal University during the year under report.

5. Honours classes were started in History and Mathematics in the M. P. C. College, Baripada.

6. The following six new Colleges were affiliated to the Utkal University during the year under report :—

- (i) Kendrapara College, Kendrapara
- (ii) Women's College, Balasore
- (iii) Panchayat College, Bargarh
- (iv) Bhanjanagar College, Bhanjanagar, Ganjam
- (v) Kalahandi Science College, Bhawanipatna
- (vi) Phulbani Science College, Phulbani

7. The building of the Barabati Girls' High School at Balasore was placed at the disposal of the "Women's College, Committee" for opening the Women's College at Balasore under private management.

8. The Arts Section of the M. P. C. College at Baripada was shifted to its new building (Mayurbhanj palace) during the year under report.

9. During the year under report, a sum of Rs. 1,49,000 was placed at the disposal of the Collector, Puri to meet the cost of acquisition of land and buildings of Patharpuri which is now used as a hostel of the College.

10. Following grants were paid to the Utkal University during the year under report :—

	Rs.
(a) Departmental charges for construction of Arts Block.	17,988
(b) Departmental charges for construction of hostel building.	66,359
(c) Grant for deputation of Officers for various conferences.	20,000
(d) World University Service Hostel ..	1,000
(e) Grant to Utkal University for building and teaching.	6,96,653
(f) Grant for the extension works by the University teachers.	2,500
(g) Grant for holding of the All-India Oriental Conference.	19,847
(h) Grant for holding the meeting of the Indian Science Congress in January 1962.	25,000
(i) Government were pleased to communicate their orders for relaxing the minimum qualification for appointment as lecturers in English. The existing minimum qualification was 48 per cent of marks in aggregate in the M. A., Examination with second class. According to the revised order the minimum qualification is fixed at 45 per cent—This relaxation has been allowed for two years only.	
(j) The Senate granted affiliations and further affiliations during the year to the following institutions in subjects noted against each.	

#### AFFILIATION

1. Bhanjanagar College	..	Pre-University (Arts)
2. Bargarh College	..	Pre-University (Arts & Science)
3. Kalahandi College	..	Pre-University (Science)
4. Phulbani College	..	Pre-University (Science)
5. Women's College, Balasore		Pre-University (Arts)
6. Kendrapara College	..	Pre-University (Arts)

## FURTHER AFFILIATION

1. Ravenshaw College .. Commerce at the Degree stage with English, Economics—Money and Banking, Economic Development, Business Organisation and Administration, Book Keeping and Accountancy, Commercial Law, Currency and Advance Banking, Advance Accounting, Auditing and Rural Economics and Co-operative Banking.
2. Utkal Krushi Mahavidyalaya. Agronomy, Agricultural Botany and Agricultural Economics at the M. Sc. ( Ag. ) Course.
3. S. C. B. Medical College. Post-graduate Degree course ( M. S., M. D., M. O. M. Sc. ) and Post-graduate Diploma Course ( Ophthalmology, Gynaecology, Anaesthesiology and Clinical Pathology ).
4. B. J. B. College .. English, M. I. L., Economics ( Pass ), History ( Pass ), Oriya ( Pass ), Political Science ( Pass ), and Philosophy ( Pass ) at the B. A. Degree stage.
5. Khallikote College .. Elements of Commerce at the Pre-University stage.
6. M. P. C. College .. Chemistry ( Pass ) Physics ( Pass ), and Mathematics ( Pass and Hons. ) at the B. Sc. stage.
7. Bhadrak College .. Physics and Chemistry at the B. Sc. stage and English, Economics ( with money and Banking and Economic Development of specified countries ), Book keeping and Accountancy, Commercial Law, Business Organisation and Administration, Advance Accounting, Auditing and Rural Economics and Principles of Co-operation and Co-operative Law at the B. Com. stage.

8. Nirakarpur College .. English, M. I. L., General Knowledge, Physics, Chemistry, Mathematics and Biology in the 1st year Degree Course or Pre-Professional Course.
9. Christ College .. Physics and Chemistry at the Pre-University stage.
10. Stewart Science College Physics, Chemistry and Mathematics at the Degree stage.
11. Sundargarh College .. Physics, Chemistry, Mathematics and Geology at the Degree stage.

## CHAPTER VII

1960-61

*Training of Teachers (Basic and Non-Basic)*—Institutions for the training of teachers in the State are of four different types, viz. :—

- (i) Post-graduate Training Colleges (Basic and Non-Basic) ;
- (ii) Under-graduate Training Colleges (Basic and Non-Basic) which are known as Secondary Training Schools and Basic Training Schools respectively in this State have under the direction of Government of India been turned as Under-graduate Training Colleges for the purposes of returns ;
- (iii) Training Schools which include the Elementary Schools, the Junior Training Institution for women and the Senior Training Institution for women ; and
- (iv) The Hindi Training Institution and institutions to impart Physical Training and training in Arts and Crafts.

*I. Post-graduate Training Colleges*—There are two Post-graduate Training Colleges in the State. viz. ; Radhanath Training College at Cuttack and Basic Training College at Angul. Both these colleges admit candidates possessing a degree in Arts, Science or Commerce. They provide one-year course in pedagogy and are managed by Government. They are affiliated to the Utkal University. The Radhanath Training College, prepares candidates for the B. Ed. and M. Ed. Examinations of the University and the Basic Training College at Angul for the B. Ed. examination only. Reports of the activities of the two colleges are given below :—

(a) *Radhanath Training College, Cuttack*—This college completed its 40th year on the 11th July 1960. The College was a Non-Basic Professional Training College. Classes in M. Ed. courses were opened in the College with effect from the session 1957-58 for graduates with degree or diploma in Education. Training is imparted to the students to prepare for both the B. Ed. and M. Ed. Examination of the Utkal University. Ten students were admitted to the M. Ed. course during the year under report and all of them were getting stipends at the rate of Rs. 50 each per month. Students belonging to Scheduled Castes and Scheduled Tribes, received stipends from the Union Government. One hundred and seventeen students including thirty-one women students were admitted to the B. Ed. course out of which 70 (58 men and 12 women, were stipendiary and 47 were non-stipendiary. The staff of the college consisted of 9 Gazetted members including the Principal-cum-Professor and one Reader, besides one part-time Lecturer for delivering lectures on Hygiene. The total expenditure



during the year under report was 1,13,990 as against Rs. 1,03,171 in the previous year. A sum of Rs. 34,338 was spent on giving stipends to trainees, out of which Rs. 30,880 was spent by the State Government and Rs. 2,993 by Central Government. The total number of books in the library was 4,726 including 67 books purchased during the year under report. Research in problems connected with Secondary Education was undertaken on the following projects.

Project No. 1—Teaching of Science scientifically ;

Project No. 2—Study and scrutiny of English syllabus of High Schools.

A sum of Rs. 32,130 was sanctioned and utilised for M. Ed. Class including the research scheme and a sum of Rs. 9,439 was sanctioned and utilised in connection with creation of additional seats for the B. Ed. Class.

There were only two men students belonging to the Scheduled Tribes and 10 students including 2 women students belonging to Backward Communities. The two men students of Scheduled Tribes and three students including 2 women students of Backward Classes, received stipends amounting to Rs. 2,993 from Central Government fund and six men students and one woman student belonging to Backward Communities, received stipend amounting to Rs. 2,850 out of the State Government fund during the year under report. There are two hostels attached to the college : one for men students and the other for women students. 71 men students and 18 women students of the college resided in the hostel during the year under report.

The State Bureau of Educational and Vocational Guidance which was set up as an institution attached to the college since June, 1955 continued to function during the year under review. It provides both educational and vocational guidance and compiles and publishes occupational information in co-operation with other similar agencies. The Principal of the college is the *ex officio* Director of the Bureau. The expenditure incurred by the State Bureau of Educational and Vocational Guidance during the year under review was Rs. 9,495. A list of the important activities of the State Bureau of Educational and Vocational Guidance during the year under report are given below:--

(i) *Personal guidance*—Individual guidance regarding the choice of careers and courses as well as the choice of different kinds of Vocational Training was given to 48 students. This was done on the basis of test results and personal interview.

(ii) *Postal information*—Many students who for various reasons are not able to approach the Bureau personally, seek advice and information by post. The Bureau offered postal information to 54 such students.

(iii) Psychological test of the children belonging to age-group 5 to 11 for the award of merit scholarships for studying in different public schools is conducted by the Bureau every year. During the year under review 68 such students were tested.

(iv) *Supply of Cumulative school records*—The cumulative school record form prepared by the Bureau was introduced in 99 schools during the year 1959-60. The same were introduced in 11 more schools during the year under report. All the 110 schools were supplied required number of cards for introduction of the same to the newly admitted students in Class VI. Teachers and Headmasters of individual schools who came to the Bureau personally were given necessary instructions.

(v) The Bureau has prepared an intelligence test battery namely Orissa Group Test of Intelligence which was standardised as a sample of local students. But as this is not adequate for the purpose of wider application in the field of counselling, there is necessity of re-standardising the same on a wider sample of students in the different representative schools of the State.

(vi) The Ministry of Labour and Employment send every year a number of career Pamphlets issued from time to time for distribution in schools. The Bureau prints the Oriya version of the same for the purpose of distribution. During the year under review only one such career Pamphlet could be printed.

(vii) Organisation of conferences in different areas of the State is a regular activity. Only one conference was organised during the year under report.

(viii) The bi-monthly Bulletin viz., "The Guidance Information" was regularly published. Such bulletins were sent to all the Secondary Schools of Orissa.

(b) *Basic Training College, Angul*—This college completed its 6th year on the 1st July 1961. Out of the 57 students on the roll 1 student belonged to Scheduled Caste and 9 belonged to other Backward Classes. No women students took admission though there were 12 seats reserved for them during the year under report. All the 57 students got stipend at Rs. 40 per month each. The expenditure on stipends during the year was Rs. 24,254. There were 4,440 books in the College Library on different subjects. It is a fully residential college. There are two hostels, one for men and another for women students. The hostel is organised on a democratic co-operative basis. The students themselves are in charge of organisation of community life, management of community kitchen including preparation of food and daily cleaning of hostel premises.

The staff of the college consisted of 9 numbers including 5 in the Gazetted rank and 4 in the non-gazetted rank.

A sum of Rs. 95,122 was spent on the college during the year under report as against Rs. 97,517 in the previous year. Out of this Rs. 56,565 was spent on direct charges and the rest was spent on indirect charges. A sum of Rs. 8,625 received from the State Government was spent in purchasing useful laboratory equipments for Psychological testing in the college. A sum of Rs. 11,500 recovered from Government of India for undertaking a research project on fruit and vegetable preservation during 1959-60, was utilised during the year under report.

*Social Activities*—The social activities as practised in the college during the year under report cover mainly the study of the structure, function and problems of the society through survey, participation in and contact with and celebration and service to the people. Utilisation of the social data and resources for educational purposes has also been attempted. Such projects for social activities were undertaken at Chhendipada and Angul Town by locating two batches of students at these two centres during May and June, 1960. Some social work was done in the fair at Santri.

The following table shows the results at the University Examinations of both the Training Colleges:—

TABLE 38

## RESULTS OF THE B. ED. EXAMINATION (BOTH THE TRAINING COLLEGES)

	Number appeared			Number passed			Percentage of success		
	Regu- lar	Pri- vate	Total	Regu- lar	Pri- vate	Total	Regu- lar	Pri- vate	Total
Men ..	144	32	176	143	31	174	99%	97%	98%
Women ..	31	1	32	31	1	32	100%	100%	100%
Total ..	175	33	208	174	32	206	99%	97%	99%

## RESULTS OF THE M. ED. EXAMINATION (RADHANATH TRAINING COLLEGE)

Men ..	10	..	10	10	..	10	100%	..	100%
Women	..	..	..	..	..	..	..	..	..
Total ..	10	..	10	10	..	10	100%	..	100%

II. *Under-Graduate Training Colleges (Basic and Non-Basic)*—  
There are 6 Under-graduate Basic Training Colleges and 5 Under-graduate Non-Basic Training Colleges in the State as noted below during the year under report. These institutions, which are classed as colleges for the purpose of returns, are known in this State as Basic and Secondary Training Schools respectively:—

Basic Training Schools

1. Basic Training School .. Rajsunakhala
2. Ditto .. Nowrangpur
3. Ditto .. Tudigadia
4. Ditto .. Angul
5. Ditto .. Bargarh
6. Ditto .. Bhanjanagar

Non--Basic or Secondary Training Schools

1. Secondary Training School.. Cuttack
2. Ditto .. for Men, Chikiti
3. Ditto .. Kundukella
4. Ditto .. for Women, Cuttack
5. Ditto .. Agarpara

Total number of scholars in the Under-graduate Basic and Non-Basic Training Colleges was 297 and 382 as against 295 and 316 respectively during the previous year and the total direct expenditure on these institutions was Rs. 93,119 and Rs. 86,873 respectively during the year under review as against Rs. 89,126 and Rs. 68,960 respectively during the previous year.

The following table gives the result of the Basic Training and Non-Basic Training Examinations of the above institutions:—

TABLE 39

Name of the examination	Total No. appeared	Total No. passed	Percentage of success
Basic Training School—			
Men ..	145	133	91%
Women ..	..	..	..
Total ..	145	133	91%
Non-Basic Training School—			
Men ..	144	134	93%
Women ..	29	25	85%
Total ..	173	159	92%

III. *Training Schools (Elementary Training Schools)*—The Elementary Training Schools provide a two-year's course to students who have passed Class VII of a High or Middle School. There were 81 such schools (including 6 for girls) during the year under report as against 69 in the previous year.

During the year under report the schools continued to teach the modified basic syllabus which included basic feature like craft training, safai work and community life. Such training is imparted to the trainees with a view to making them qualified to teach the modified basic syllabus introduced in all the Primary Schools. There were 4,601 men and 140 women under training during the year under review as against 3,498 men and 120 women during the previous year. The increase in the number of trainees was due to the opening of 11 more training schools to meet the rapidly growing demand of trained teachers for Primary Schools opened under the plan schemes.

The Academic session in these training schools commences in July every year. The pupil-teachers under training receive a monthly stipend of Rs. 25. No tuition fee is charged from the trainees. Besides the professional syllabus which provides for the theories and practices on education, attention is given to the supervision of lessons of the trainees. With the rapid expansion of Primary education, the problem of recruiting trained teachers was keenly felt for which fresh Elementary Training Schools were started in different districts to meet the demand under Second Five-Year Plan. Some training schools, however, have yet no practising school attached to them but use nearby schools for practice teaching. The extra curricular activities of an Elementary Training School consist of mass prayer, gardening, craft and safai work. Spinning, weaving, garden-cum-agriculture has been introduced in a number of Elementary Training Schools and craft teachers have been appointed in most of the Elementary Training Schools.

IV. *Reorganisation and New Developments*—During the year under report 2 Elementary Training Schools were opened for imparting training to the women candidates. The total number of Elementary Training Schools for women during the year under report was 6 as against 4 in the previous year. The total number of women trained was 136. The total direct expenditure incurred on these Elementary Training Schools during the year under report was Rs. 6,06,279, out of which the expenditure by the Government was Rs. 5,93,966.

*Examination Results*—The following table give the results at the end of the Elementary Training Courses during the year under report:—

TABLE 40

	Total No. appeared	Total No. passed	Percentage of success
Men ..	2,106	1,898	90%
Women ..	76	73	96%
Total ..	2,182	1,971	93%
Senior and Junior Training for Women	22	22	100%

*V. Other Teacher-Training Institutions*—(1) *Hindi Training Institution*—The Hindi Training Institution, Cuttack started functioning in December 1956 to train persons to be appointed as Hindi teachers in Secondary Schools. There was only one institution of the type in the State during the year under report. This institution provides 10 months course to which students who have passed the Kovida Examination and the High School Certificate or the Sahityacharya Examination are admitted. This restriction is relaxed in cases of candidates exceptionally qualified in Hindi. There were 26 men and 4 women in the institution during the year under report as against 31 men and 2 women during the previous year. All the 30 trainees were getting stipends at the rate of Rs. 40 per month each and a sum of Rs. 9,931 was spent on that account during the year under report. The total expenditure was Rs. 18,825 which was not from the State Government Funds as against Rs. 19,154 in the previous year. The decrease in the expenditure was due to less expenditure on contingencies.

The staff consisted of two teachers, viz., the Principal and one Assistant Teacher.

The table below gives the result of the Hindi Examination during the year under report:—

Total No. appeared	Total No. passed	Percentage of success
32	30	94%

(2) *The School of Arts and Crafts*—The Government school of Art and Crafts at Khallikote in the district of Ganjam was started during the year 1957-58 for providing training to Craft teachers for Secondary Schools. This institution continued to function during the year under report.

The minimum qualification for admission into the institution is passing of the High School Certificate Examination. This condition, however, is relaxed if a candidate is found to have exceptionally strong aptitude for Art and Crafts. 105 trainees (95 men and 10 women) were under training and 69 of them were receiving stipends from Government during the year under report. The rate of stipends was Rs. 30 per month. A sum of Rs. 22,161 was spent as payment of stipends to trainees during the year as against Rs. 17,880 in the previous year. The total direct expenditure of the institution during the year under report was Rs. 51,754. The expenditure on direct charges was Rs. 40,699 in the previous year. The institution imparts training in Art and Crafts and other fine arts. The medium of instruction is Oriya as well as English. No fee is charged from the trainees. Duration of the course is of 4 years, the Intermediate stage covering 2 years and the Diploma stage covering two years. There were 70 boarders in the approved hostel during the year under report. The staff consisted of the Principal, 2 Lecturers and one Junior Craft Instructor all of whom are diploma holders. Besides, there are 4 indigenous Craftsmen in the school who are not diploma holders.

The following subjects were taught in the institution during the year under report: —

(a) *Fine Arts* — Still life, water colour painting, oil painting life drawing, sculpture, filigree Manipuri weaving, Oil painting (advanced), book craft, stencilling (advanced) Indian painting and Stone carving.

(b) *Commercial Arts*—Poster painting, book jacket designing, level designing.

(c) *Crafts*— Leather crafts, cane and bamboo works, pottery, book crafts, batik design and printing, filigree works, sewing and Knitting and stone carving.

(3) *The College of Physical Education*—A College of Physical Education was started at Cuttack under Government management during the year 1957-58 to train Physical Training Instructors in order to raise the standard of teaching of Physical Education in the Secondary Schools. Thirty-three trainees were admitted into the institution during the year under report. A sum of Rs. 17,927 was spent on the institution on direct charges and the total amount was borne by the State Government. The Chief Inspector for Physical Education, Orissa worked as the

part-time Principal of the College and there were 5 members on the staff, two possessing degree in Physical Education. Thirty-three trainees appeared and 32 came out successful in the final examination. The college has been located temporarily in a rented building in the Barabati Stadium pending construction of a permanent building for the college.

#### REORGANISATION AND NEW DEVELOPMENTS

1. During the year under report, Government were pleased to upgrade 204 Lower Elementary grade posts of Primary School teachers to Higher Elementary grade posts, with effect from 1st July 1960.

2. At the instance of Government of India, a sum of Rs. 82,000 was provided for the purchase of furniture and teaching aides for 21 newly opened Elementary Training Schools in the State.

3. It was decided by Government to increase the value of stipends for the pupil teachers in Elementary Training Schools from Rs. 22 to Rs. 25, with effect from 1st July 1960.

4. A short-term training course for imparting training to 400 school mothers was organised in the following centres during the year under report:—

Ravenshaw Girls' School, Cuttack; Women's Training Institution, Cuttack; Girls' Middle English School, Keonjhar; Girls' M. E. School, Dhenkanal; M. P. K. Girls' High School, Baripada; Government Girls' High School, Bolangir; L. L. Girls' High School, Sambalpur; Girls' M. E. School, Bhawanipatna; Girls' High School, Boudh; Government Secondary and Training School for Women, Berhampur; Jeypore Girls' High School, Koraput; Girls' Higher Secondary School, Puri; Barabati Girls' High School, Balasore; and Girls' M. E. School, Sundergarh.

5. The Assistant Director of Public Instruction (Primary), Orissa attended a Seminar on Teachers' Training at the Primary Stage at New Delhi from the 3rd October 1960 to the 10th October 1960.

6. It was resolved in the meeting of the Board of Basic Education held at Bhubaneswar on the 6th September 1960, that candidates who had passed the home examination at the end of Class XII up to the year 1959, in the post basic school at Champatimunda and applied for admission into Basic Training Schools be examined by the Principal, Basic Training College and such students as are declared successful by him be considered eligible for admission into the Basic Training Schools.



7. The Hindi Training Institution, Cuttack was shifted from the Rastrabhasa Premises to the Barabati Stadium buildings, Cuttack.

8. Eleven Elementary Training Schools were opened at the following places in the State during the year under report:—

Name of the Elementary Training Schools	District
(1) Ragadi (Banki) ..	Cuttack
(2) Adaspur ..	Cuttack
(3) Rajaloka ..	Mayurbhanj
(4) Langaleswar ..	Balasore
(5) Rameswar ..	Puri
(6) Omerkot ..	Koraput
(7) Laxmipur ..	Koraput
(8) Padmapur ..	Sambalpur
(9) Dharmagarh ..	Kalahandi
(10) Elementary Training School for Women, Puri. ..	Puri
(11) Elementary Training School for Women, Jypore. ..	Koraput

9. The intake capacity of 25 Elementary Training Schools was increased from 30 to 50 under the scheme of expansion of training facilities sponsored by the Government of India. Hundred per cent assistance outside the State plan ceiling was available for this scheme.

10. It was decided to open 15 training centres at 15 different High Schools of the State for imparting one-year condensed course training to Primary School Teachers having more than 5 years experience and to non-teacher candidates who have passed Class IX or a higher class.

11. A refresher course training for a batch of 30 women teachers was organised in the Ravenshaw Girls' School, Cuttack during the year under report.

12. A grant of Rs. 25,00,000 sanctioned by Government during the year 1959-60 in the scheme of expansion of training facilities in existing E. T. Schools was utilised by placing it partly with the District Magistrates concerned who have been entrusted with the construction work and partly towards payment of the cost of tubular structure materials to Kalinga Industries.

CHAPTER VIII  
PROFESSIONAL & TECHNICAL EDUCATION  
1960-61

This chapter surveys the progress achieved in the field of Professional as well as Technical Education (excepting the Teacher's Training Institutions) of both Matriculation and Post-matriculation standards. An account of the progress in the field of teacher-training has already been given in Chapter VII.

I. SCHOOLS

*Engineering Schools*—(a) Out of six Engineering Schools including one Mining Engineering School in the State under the control of the Director of Industries, four Engineering Schools including the Mining Engineering School were managed by the State Government and two Engineering Schools by private bodies. Detailed reports regarding these schools are given below :—

- (i) The Orissa School of Engineering provides a four-year's course after Matriculation (three-years' theoretical course followed by one-year practical course). After completing it students qualify themselves for over-seership in Civil, Electrical and Mechanical branch of engineering according to the type of course studied by them. There were 538 students on its roll and the total direct expenditure on this school during the year was Rs. 4.75 lakhs.

The State Council of Technical Education and Training prescribes the courses of studies and conducts the examinations at the end of each academic year.

- (ii) *Kendrapara Engineering School*—This school was established in the private sector during the year under report. The school started functioning from July 1960, with an admission capacity of 60 students. The total strength of students on the roll was 58. For the preliminary work of the school a sum of Rs. 2.88 lakhs was granted as grant-in-aid as against a sum of Rs. 1.06 lakhs during the previous year.

- (iii) *The Engineering School, Berhampur*—This school started functioning at Berhampur in the district of Ganjam in the year 1955-56 under private management till November 1958 when the management was taken over by Government. The institution imparts three-year's training with one-year's practical training under P. W. D. The total number of students in the school was 511 during the year under report as against 507 in the previous year. The total expenditure of the school during the year under report was Rs. 5.55 lakhs.

- (iv) *The Engineering School at Bhadrak*—This school continued to function under the management of a private body during the year under report as in the previous year. The total number of students in the school during the year was 247. The total expenditure on the school during the year was Rs. 4.11 lakhs.
- (v) *The Engineering School, Jharsuguda*—The school of Engineering at Jharsuguda was started in 1955-56 by Government and managed by a private body till October 1959, when it was taken over by the State Government. There were 386 students in the school as against 388 in the previous year. The total expenditure incurred (direct and indirect) was Rs. 8.05 lakhs.
- (vi) *The Orissa Schools of Mining Engineering, Keonjhar*—The school started functioning at Jharsuguda in the district of Sambalpur in the year 1956-57 and was subsequently transferred to Keonjhar in June 1957. The School was under the administrative control of the Mining & Geology Department and subsequently transferred to Industries Department, with effect from April 1960. The school imparts three year's training in Mining Engineering with one-year's practical training. The total number of students in the school was 92 during the year under report as against 92 in the previous year. The total expenditure on the school was Rs. 2.32 lakhs during the year under report.

There were 16 Industrial Schools under the control of the Industries Department during the year 1960-61.

The statement below gives statistical details of the above 16 institutions during 1960-61:—

TABLE 41

Serial No.	Name of the district	Name of the School for Industries, etc.	Subjects taught	Trainees on roll	Expenditure incurred
1	Cuttack ..	Narsingpur ..	Light Engineering, Wood Engineering.	32	Rs. 16,348
2	Puri ..	Nayagarh ..	No student was admitted as the school was under conversion to Junior Technical School.	32	7,594
3	Phulbani ..	Phulbani ..	Tailoring, Wood Engineering	37	4,928

Serial No.	Name of the district	Name of the School for Industries, etc.	Subjects taught	Trainees on roll	Expenditure incurred
					Rs.
4	Sundargarh	Bargaon ..	Wood Engineering, Light Engineering.	49	62,730
5	Bolangir ..	(a) Bolangir ..	Light Engineering, Tailoring	41	33,546
		(b) Sonepur ..	Wood Engineering, Electric Wiring.	25	95,440
6	Balasore ..	Bhadrak ..	Light Engineering, Electric Wiring.	40	43,791
7	Dhenkanal	(a) Angul ..	No student was admitted as the school was under conversion to Junior Technical School.		4,904
		(b) Athmallik ..	Carpentry, Shoe making, Weaving, Wood Engineering, Leather Craft.	19	1,07,172
8	Mayurbhanj	Baripada ..	Carpentry, Weaving, Tailoring, Soil Conservation.	126	65,460
9	Kalahandi ..	Junagarh Training-cum-Production Centre.	Brick and Tile making, Blacksmithy, Carpentry, Soil Conservation and Weaving, I. C. Engineering Turning and drilling.	84	89,955
10	Sambalpur	(a) Kuchinda } (b) Sambalpur } (c) Bargarh }	Wood Engineering, Light Engineering, Tailoring, Electric Wiring, Carpentry, Shoe making.	55	2,53,131
11	Ganjam ..	(a) Berhampur } (b) Belguntha }	Carpentry, Weaving, Blacksmithy, Shoe-making, Wood Engineering, Light Engineering.	56	59,484

*Commercial Schools*—There were 2 Commercial Schools during the year under report. One of them is attached to the Radhanath Training College, Cuttack and is managed by Government. The other is at Berhampur, managed by private bodies and is un-aided. 34 students (24 in the Government and 10 in the un-aided schools) were on the roll during the year under report. The total direct expenditure during the year was Rs. 65,905, out of which Rs. 5,005 was spent in the Government institution and Rs. 900 in the un-aided one.

## II. COLLEGES

(1) *Colleges of Agriculture*—The Agriculture College named the Utkal Krushi Mahavidyalaya was established in the year 1954-55 and is located at New Capital, Bhubaneswar. The college imparts instruction in professional education for both I. Sc. (Ag.) and B. Sc. (Ag.) examinations of the Utkal University. There were 387 students in the college during the year under report as against 275 in the previous year. It is controlled by the Director of Agriculture and Food Production, Orissa. There is a Governing Body for the college constituted by Government. There were 36 whole-time and 6 part-time teachers working in the college. The total expenditure was Rs. 5,53,787 as against Rs. 4,35,678 during the previous year.

The table below gives the results of the different examinations held during the year under report :—

TABLE 42

Year	Number appeared		Total	Number passed		Total	Percentage of success
	Boys	Girls		Boys	Girls		
1960-61 I. Sc. (Ag.) Annual.	102	..	102	102	..	102	100 %
B. Sc. (Ag.) Annual.	36	..	36	36	..	36	100 %

(2) *The Orissa College of Veterinary Science and Animal Husbandry, New Capital, Bhubaneswar*—This college entered its fifth year. There were 203 students during the year under report as against 176 during the previous year. The veterinary hospital at Bhubaneswar was attached to it. The total expenditure incurred by the college during the year under report was Rs. 3,90,165 as against Rs. 3,85,061 during the previous year. The following Table gives the examination result of the college during the year under report.

TABLE 43

Year and Subject	Number appeared		Total	Number passed		Total	Percentage of success
	Boys	Girls		Boys	Girls		
1960-61 B. V. Sc.	32	..	32	26	..	26	84.3%

Number of boarders in approved hostel was 187 and the teaching staff was 37.

(3) *Madhusudan Law College, Cuttack*—This college was established in the year 1943. The college is affiliated to and managed by the Utkal University with the assistance of a Governing Body as an aided college. Number of students on the roll was 332 including 2 women students. The college holds its classes in the buildings of the Ravenshaw College, Cuttack in the morning. Some of the students were accommodated in the University hostel. Steps were taken to construct a hostel for 100 boarders at Cuttack. There were one whole-time Professor one whole-time Lecturer and 5 part-time Lecturers in the college during the year under report. 69 candidates appeared at the Final LL. B. Examination in May, 1961 and 66 came out successful.

(4) *The University College of Engineering at Burla, Sambalpur*—The college started functioning, with effect from the session 1956-57. There is provision for a four-year degree course in Civil, Mechanical and Electrical Engineering. The strength of the college during the year was 451 as against 357 during the previous year. The teaching staff consisted of 38 members.

The expenditure incurred on the college during the year under report was Rs. 9,89,936 out of which Rs. 63,568 was spent on stipends to 108 students of the college. The total number of boarders in the college hostels was 420. The total number of books in the college library was 5,589.

The construction of the college building was completed in all respect during the year and the new hostel buildings of two unit for 125 students each was under construction. Construction of six staff quarters was taken up.

(5) *College for medicine*—There were three colleges for medicine namely, (i) Shriram Chandra Bhanj Medical College, Cuttack, (ii) Medical College of Burla and (iii) Gopabandhu Ayurvedic Vidyapitha, Puri.

(i) *Shriram Chandra Bhanj Medical College, Cuttack*—The college provides a Five-Year course leading to the M. B., B. S. degree of the Utkal University. There were 522 students including 158 girls students on roll during the year under report. The teaching staff consisted of 76 members including two part-time Lecturers out of whom six were women. There were boarders residing in the approved hostels. The total expenditure incurred during the year on salary of the staff and other indirect charges was Rs. 11,11,636 out of which Rs. 1,96,984 was meant from the Central Government funds Rs. 8,36,105 from State Government funds and Rs. 74,522 from fees and Rs. 4,025 from other sources.

*Research activities*—Research work was mostly done in the Departments of Pharmacology, Skin and V. D. and Obstetrics and Gynaecology and 25 papers were published in learned journals during the year under review.

(ii) *Medical College, Burla*—As an extension of S.C.B. Medical College, Cuttack a Medical College at Burla in the district of Sambalpur was started in the year 1959. This college is affiliated to the Uikal University and is under the administrative control of the State Government. There were 99 students including 18 girls on rolls on the 31st March 1961. The college teaches for the M. B., B. S. degree. There were 16 members in the staff including two part-time Professors of Pharmacology and Social Preventive medicines. The total expenditure incurred was Rs. 8,38,796 as against Rs. 4,39,373 during the previous year. Ninety-eight students resided in approved hostels and only one with parents.

(iii) *Gopabandhu Ayurvedic Vidyapitha, Puri*—This Ayurvedic college was established in the year 1949 and is affiliated to the Orissa Ayurvedic Examinatinn Board. There were 41 students on roll including two women students. Thirty-seven students resided in the approved hostel. The teaching staff consisted of 19 members of whom one was a woman. An expenditure of Rs. 79,181 was incurred during the year under report as against Rs. 86,259 during the previous year. Fifteen men and one woman students appeared at the D. A. M. S. Examination (final) and 8 men and one woman students came out successful. Twelve men appeared in the Supplementary Examination out of which seven came out successful.

## CHAPTER IX

## ADULT (SOCIAL) EDUCATION

I. *General summary*—The Community Development Programme has given an impetus to Adult (Social) Education. The aim of Adult (Social) Education has been not only to spread literacy among the illiterate masses but also to create in them a desire for better living. In order to achieve this ideal, the following effective steps are being taken viz.—

- (a) Production of simple and interesting literature;
- (b) Preparation of attractive visual aids like, charts and folders;
- (c) Production of audio aids like gramophone records;
- (d) Organisation of audiovisual performances like Dramas, Play-lets, Palas, Daskathias and film shows.

Centres for Adult (Social) Education were organised in three compact areas of the State, viz. Baripada in Mayurbhanj district, Dhenkanal Sadar in Dhenkanal district and Banpur in Puri district. Each area was supervised by a District Organiser of Adult Education. The District Social Education Organisers in Class II of the Orissa Education Service supervise the Social Education activities in the Community Development Blocks in the different districts. There were 13 District Social Education Organisers serving in different districts during the year under report. The Adult (Social) Education Officer who is in Class I of the Orissa Educational Service, directs and supervises the work of the District Organisers. He is assisted by an Audio Visual Education Officer and a Production Officer in the Directorate. He publishes suitable literature and reading materials for use in the literacy classes of the illiterates and for the neoliterates.

II. *Social Education Centres and Literacy Classes*—The Adult Education Centres opened in the State are not permanent institutions but are recognised for a period of 3 months in the compact areas, 6 months in block areas and 9 months in tribal areas. Such centres are required to fulfil the necessary conditions laid down by their respective departments.

Admission of persons to such literacy centres is limited to those within the age-group 12 to 50. These centres are organised in school buildings or in Bhagabat houses. A teacher or volunteer who undertakes this work is permitted to conduct classes for a period of 3 months in compact areas and 6 months in centres created in block areas and 9 months in tribal areas. At the end of this period an examination is conducted by the District Organisers and Social Education Organisers in their respective areas.



The volunteers or teachers were paid a remuneration of Rs. 3 for each adult made literate in compact areas and Rs. 3 per adult in block areas on contract basis. During the year under report 3,629 adult literacy centres both for men and women were organised in the State. Besides the above centres, there were also some regular schools, organised by the Community Development Department for teaching adult illiterates. The Community Development Department supplies materials like kerosine oil, slate pencils, paper, etc., and the Education Department supplies books to all these centres.

III. *Enrolment*—1,00,235 persons i.e., 85,025 men and 15,210 women were enrolled during the year out of which 60,015 men and 12,312 women were made literate during the year under report.

IV. *Organisation*—In order to bring about co-ordination and integration in the work being done in the field of Social Education by the Community Development Department on the one hand and the Education Department on the other, the following activities were performed during the year under report, viz. Recreational activities, Shishu Rajjas, Mahila Samitis, Discussion groups, Exhibition, Sports activities, Youth Clubs, Juba Sanghas, Dramatic performances, Film-shows, Radio listening groups, Pallas, Daskathias, Village leaders training camps and Community entertainments, etc.

V. *Expenditure*—A sum of Rs. 11,10,858 was spent on the literacy centres and the regular schools during the year under report. The entire amount was met from Government funds. The cost was met out of the provision of the Education Department and the Community Development Department.

VI. *Production of literature*—The Education Department produced the following books for distribution in all the adult education centres in the State for use as follow-up literature for the neoliterates under instruction as there was popular demand from blocks except item No. I:—

- |                                 |                                       |
|---------------------------------|---------------------------------------|
| 1. Oriya Akhsyara Sikhya ..     | Bi-colour—15,000 copies<br>(Reprint). |
| 2. Alokapathe—Part V ..         | 15,000 copies                         |
| 3. Aeka Nutana Gramara Janma .. | 5,000 "                               |
| 4. Satoti Sanja Gapa ..         | 5,000 "                               |
| 5. Patita Mochana ..            | 5,000 "                               |
| 6. Aloke Pathe—Part IV ..       | 15,000 "<br>(Reprint).                |

VII. *Audio Visual Education*—Experience has taught that dramas, play-lets, pallas and daskathia serve as a useful medium for the spread of Social Education. Hence frequent use of the media was made during the year under report. The themes were carefully selected on the basis of the felt needs of the villagers. Local talents were also encouraged to give performance on payment of subsidies.

The following visual aides were produced for distribution to Community Development Blocks in the State:—

(1) *Posters*—Four affective multi-coloured posters named below were produced during the year under report for distribution in the Community Development and National Extension Service Blocks:—

- (i) Idle gossip of women as against pursuing useful handicrafts.
- (ii) Outbreak of fire in rural areas
- (iii) Building of tiled houses
- (iv) Preservation of fodder for cattle

5,000 copies of each of the above posters were printed and distributed among the several Social Education Centres in the State through District Social Education Organisers.

(2) *Records*—Three gramophone records containing Solo-songs on topics given above were produced by Messrs. Hindusthan Musical Products, Calcutta and 250 copies of each record were received for distribution to blocks.

(3) *Films*—The following documentaries as declare by the Director, National Institute of Audio Visual Education, New Delhi to be predominantly educational have been purchased for the A. V. Film units:—

- (i) The way of life
- (ii) Community neighbours

(4) *Filmstrips*—282 copies of the 35 mm. filmstrips on “Family Planning” produced by Messrs. Madonna Movietone were purchased for distribution to Social Education agencies.

(5) *Old Gramophone Records*—As there was popular demand for our old records, 6 old records at the rate of 100 copies were printed by Messrs. Gramophone Company and distributed in the Blocks.

(6) The A. V. Unit organised the following activities for the number of times noted against each during the year under report:—

No.	Drama	Old play-let	New play-let	Subsidy
No. of performances	9	5	6	20

(a) *Village libraries*—Aid was given to the extent of Rs. 75,000 to 3,000 village libraries on the basis of the approved expenditure incurred by them during the year under report. Rs. 15,765 was spent for integrated library services organised at Angul.

(b) *Children's Literature Committee*—The Children's Literature Committee constituted by Government during the year 1957-58 was in continuance during the year under report. Prizes amounting to Rs. 1,500 were awarded to persons submitting suitable books on children's literature and a sum of Rs. 1,827 was also spent for purchase of books on children's literature to be given to public libraries and library of the Committee. The Committee has met altogether 7 times during the year under report.

(c) The State Audio Visual Education Board which was constituted during the year 1957-58 for giving necessary advice to the Government on A. V. Education was in continuance during the year under report and has met to discuss on various items of A. V. Education in the light of the recommendation made by the National Board for Audio Visual Education. Shri S. C. Samanta, Headmaster, Elementary Training School, Khallikote was deputed for training at the National Institute of Audio Visual Education, New Delhi, during the year.

## CHAPTER X

## EDUCATION OF GIRLS AND WOMEN

1. *Type of institutions—(a) Colleges for Women*—The Shailabala Womens College at Cuttack which is affiliated to the Utkal University as a Degree College in Arts was the only College in the State, exclusively meant for women till 1957-58. In the year 1958-59 an Intermediate College for women was opened at Berhampur under Government management. In view of the expanding needs for women's education, an Intermediate Arts College was opened under private management at Sambalpur during the year 1959-60 and another College was started at Balasore during the year under review. There were 443 women students in the above four women's Colleges during the year under report. Women students, however, were eligible for admission into Colleges meant for men students. There were 734 women students in the Colleges for general education meant for men students during the year under report as against 694 during the previous year. Besides, there were 273 and 235 women students in the Colleges for professional and special education respectively as against 182 and 246 respectively during the previous year. Notes on the activities of the four women's Colleges are given below.

(a) *Shailabala Women's College, Cuttack—(i) General*—The number of girls on the roll in the Shailabala Women's College, Cuttack was 353 during the year under report against 334 in the previous year. This increase was due to the gradual expansion of the College. One hundred women students were accommodated in the college hostel. The staff consisted of twenty Lecturers including the Lady Principal. The College library possessed 9,760 volumes. The total expenditure on the college was Rs. 1,53,957 as against Rs. 1,54,955 during the previous year. Out of former amount, the expenditure from Government funds was Rs. 1,08,946 the balance being met out of other sources like fees, endowments, etc.

(ii) *Examination results*—The following Table shows the examination results of the college during the year under report:—

TABLE 44

Name of the Examination	Number appeared	Number passed
(1)	(2)	(3)
1961 (a) I. A. Examination	.. 73	12
(b) Pre-University	.. 168	111
(c) First Year of Three-years Degree Course	.. 54	47
1961 B. A. Examination	. 71	32
B. A. Examination (Supplementary)	.. 19	5
I. A. Examination	.. 24	11

One student stood fourth among the successful candidates of Pre-University Examination, 1961.

(iii) *National Cadet Corps*—(a) N. C. C. was started in the college in the year 1955-56. During the year under review there were 90 cadets and two officers were on the roll, cadets of the college attended 8 camps inside the state and some of the cadets attended All-India Training Camps in Pahelgaon in Kashmir and Kharagvashla in Bombay. They also joined the parades held at Cuttack on the Republic Day, the Independence Day and the N. C. C. Day as usual.

(b) *Government Women's College at Berhampur*—This college was opened on the 7th July 1958 in the old building of the Government Secondary Training School which was shifted to Chikiti. Fifty-one women students were on the roll during the year out of which thirteen resided in the hostel. Teaching staff comprised of six teachers including the Lady Principal. The total amount spent on the college during the year under report was Rs. 41,229 as against Rs. 36,556 in the previous year. Out of the former amount Rs. 37,225 was met out of State Government funds. A portion of the building within the college premises was used as the hostel. The College library consisted of 1,147 books. The following Table gives the result of the college for the year 1961;—

TABLE 45

## GOVERNMENT WOMEN'S COLLEGE, BERHAMPUR

Name of the examination of 1961	Name of student appeared			No. of students passed		
	Reg.	Private	Total	Reg.	Private	Total
1	2	3	4	5	6	7
Annual I. A. Examination.	5	..	5	4	..	4
Pre-University Examination.	23	1	24	16	1	17
First-Year Degree Course Examination of the 3-Year Degree Course.	20	..	20	16	..	16
I. A. Examination (Supplementary).	2	..	2	..	..	..

(c) *Women's College, Sambalpur*—The Intermediate Arts College for women at Sambalpur was affiliated to the Utkal University in the year 1958-59. The College was under private management. There were 34 women students on the roll during the year under report out of which 15 resided in the approved hostel. The teaching staff comprised of six Lecturers including the Lady Principal. The total amount spent on the college during the year under report was Rs. 48,204 out of which Rs. 28,185 was met out of State Government funds

A separate building was rented at Rs. 900 per annum for use as a hostel temporarily.

The following Table gives the result of the examination for the year 1961 of the College concerned :—

TABLE 46

Annual Examination of 1961.	Number of students appeared.	Number of students passed.
Annual I.A. (Examination)	14	8
P. U. Examination	19	14
I.A. Examination (Supplementary)	3	1

(d) *Women's College, Balasore*—The Women's College at Balasore was started from the beginning of the session 1960-61, under private management in a building formerly occupied by the Barabati Girl's High School. The College was granted affiliation to Utkal University at the Pre-University stage, fifteen women students were admitted during the year under report out of whom three resided in a hostel provided by the management. The total amount spent on the College during the year under report was Rs. 18,974 out of which Rs. 728 was received from fees, Rs. 15,000 from State Government and Rs. 412 from Central Government.

TABLE 47

The following Table gives the result of the College for the year 1961:—

Name of the Examination	Number of students appeared.	Number of students passed.
Pre-University Examination	15	9

(e) *Higher Secondary, High and Middle Schools*—During the year under report there were one Higher Secondary School, 34 High Schools and 88 Middle English Schools in the State exclusively meant for girls as against one Higher Secondary School, 30 High Schools and 73 Middle English

Schools during the previous year. The total number of girls reading in Higher Secondary, High and Middle English Schools was 639, 11, 830 and 15,177 respectively during the year under report as against 5,305,308 and 5,310 respectively in the previous year including those reading in primary classes attached to High and Middle Schools. Girl students were also reading in High and Middle Schools meant for boys which are generally treated as co-educating institutions. During the year under report 6,35,762 and 8,895 girls respectively were reading in Higher Secondary, High and Middle English Schools for boys.

The enrolment drive for the spread of Primary Education had increased the impetus for admitting girls in Primary Schools and consequently in the Secondary Schools. But it has not been possible to open Girls' High and M. E. Schools in proportion to the demand in all areas uniformly due to paucity of teachers. Parents therefore, get their girls admitted in Boys' High and M. E. Schools.

Another factor which has retarded the enrolment of girls in schools is the poor economic condition of the people and lack of transport facilities. Parents are compelled to educate their girls in the local High Schools meant for boys or discontinue their education, rather than send them to Girls' Schools at a distance, which have not yet been provided with hostel facilities as they have recently been started. Measures are being taken for providing subsidised transport and hostels in the Girls' High Schools and M. E. Schools. This will serve as an incentive to Girls' education.

The following Table gives the number of girls in different classes in all types of Higher Secondary, High, Middle, Senior Basic and Ashram Schools in the State during the year under report as well as in the previous year :—

TABLE 48

Number of Students in Classes		1959-60	1960-61
	(1)	(2)	(3)
Middle	VI ..	4,579	5,906
	VII ..	3,229	4,144
High	VIII ..	1,894	2,243
	IX ..	1,350	1,728
	X ..	980	1,233
	XI ..	689	368
	XII ..	..	35

The total direct expenditure on Higher Secondary, High and Middle Schools for girls was Rs. 70,030, Rs. 7,08,891 and Rs. 4,44,977 respectively as against Rs. 65,698, Rs. 6,17,951 and Rs. 3,32,513 in the previous year. The number of women teachers working in High and Higher Secondary Schools and Middle Schools was 378 and 305 respectively during the year under report as against 332 and 261 respectively during the previous year. The number of girls who appeared at the Middle English School Examination was 3,071 out of whom 2,460 came out successful. There were 1,232 girls in Senior Basic Schools during the year under report and two girls in Post Basic Schools studying during the year under report.

(f) *Primary Schools*—There were 252 Primary Schools (including 70 single teacher schools) exclusively for girls as against 235 during the previous year. As there was provision for co-education at the primary stage, the number of Primary Schools for girls was not increased for providing education to girls in the age group 6—11. Boy students are admitted into the lower classes of Primary Schools exclusively meant for girls. Out of 22,826 students in the Primary Schools meant for girls during the year under report 2,066 were boys. There were 3,82,472 girls studying in Primary Schools meant for boys during the year under report. When the roll strength of girl students in the Boys Primary Schools of the current year is compared with that of the previous year, the increase from 255,504 in 1959-60 to 382,472 in 1960-61 seemed to be very encouraging. This was due to the successful implementation of various plan schemes during the Second Five-Year Plan period. A sum of Rs. 4,34,808 was spent under direct charges to maintain the Girls' Primary Schools as against Rs. 4,46,988 in the previous year. The number of women teachers working in all the Primary Schools of the State during the year under report was 785 as against 693 teachers working during the previous year. The total number of girls who appeared at the Upper Primary and Lower Primary Final Examinations was 8,292 and 48,087 respectively, out of whom 6,386 and 38,913 came out successful. There were 8,814 girls in Junior Basic Schools during the year under report, as against 6,367 in the previous year.

(g) *Professional and Special Schools*—There were 6 Elementary Schools, one Tol for Oriental Studies, 2 Schools for Training of Social Workers, one School for Fine Arts, 590 Centres for Adults, 13 Schools for Industrial, Arts & Crafts, and 7 Music & Dancing Schools during the year under report exclusively for girls and women. The number of scholars in these institutions was 110; 25; 70; 47; 14,087; 359 and 462 respectively. The direct expenditure on the above institutions was Rs. 43,164, Rs. 2,032, Rs. 46,278 Rs. 6,200, Rs. 1,28,676, Rs. 59,385 and Rs. 35,726 respectively.



During the year under report 1,855 girls were studying in Professional and Special Schools meant for boys. Besides the above number there were 51 and 14,787 girl students in Ashram Schools and Sevashrams respectively during the year under report. There were 396 women teachers serving in the professional and special schools in the State as against 171 in the previous year.

11. *Co-education*—Facilities for co education were provided at every stage of education beginning from the Primary stage upto the University stage and there were 4,73,075 girls reading in all types of institutions in the State during the year under report as against 3,25,511 in the previous year.

III. *Examination Results*—The following Table shows the performances of women students at the different examinations during the year under report.

TABLE 49

Name of the examination	Number of girls appeared	Number of girls passed
ANNUAL		
High School Certificate Examination, General.	940	525
Technical	..	..
I.A.	..	39
I.Sc.	..	12
B.A. ( Hons. )	..	26
B.Sc. ( Hons. )	..	4
B.A. ( Pass )	..	57
B.Sc. ( Pass )	..	4
M.A.	..	17
M.Sc.	..	2
B.Ed. ( Non-Basic )	..	31
M. B., B. S.	..	10
Acharya	..	..
Sastri	..	1
SUPPLEMENTARY		
High School Certificate Examination, General.	415	179
Technical	..	..
I.A.	..	15
I.Sc.	..	5
B.A.	..	30
P.Sc.	..	2

IV. *Scholarships, stipends, free-studentships and other financial concessions at different stages of education*—Special concession in respect of tuition fees at different stages of education as detailed below continued to be allowed to girl students during the year under report:—

(a) Girls were exempted from payment of tuition fees in Primary and Middle Schools.

(b) Girl students were granted exemption of half the tuition fees in classes VIII and above of High Schools, if their parents or natural guardians were assessed to income-tax or agricultural income-tax. Otherwise they were exempted from payment of the entire tuition fees.

(c) Girl students reading in colleges were granted exemption of half the tuition fee, if their parents or natural guardians were assessed to income-tax or agricultural income-tax. Otherwise, they were required to pay fees at full rates.

V. *Expenditure*—During the year under report a sum of Rs. 1,23,292 was pent on direction, buildings, scholarships and hostel charges, etc., as against Rs. 10,43,605 during the previous year. Besides the above indirect expenditure a sum of Rs. 22,95,566 was spent as direct charges on recognised institutions for girls and women in the year under report as against Rs. 18,45,921 during the previous year.

VI. *Women Supervisory Staff*—The supervisory staff maintained for inspection and look-after of the education of girls and women in the State was re-organised with effect from July 1960. The post of Inspectress of Schools was upgraded to Deputy Director of Public Instruction (Women's Education) and 2 more posts of District Inspectress were created in addition to the existing 3 with effect from the 1st July 1960. The Inspectress of Physical Education who was in class II of the Orissa Educational Service for supervising the physical education among girls continued to work during the year under report.

VII. *Reorganisation and new Developments*—(a) In view of the expanding needs for women's education one more Intermediate Arts College was started at Balasore under private management during the year under report.

(b) Government of India in the Ministry of Education sponsored a scheme for expansion of girls' education and training of women teachers during the latter part of the year 1957-58. The State Government took advantage of the Central assistance available under the scheme and accepted the scheme for implementation during the year 1957-58. The scheme was actually

implemented during the year 1958-59 and continued during the year 1959-60 and also during the year under report. The following facilities were provided under this scheme :—

- (1) As a special measure for expansion of girls' education in the State, 400 School Mothers were appointed in Boys' Primary Schools having substantial number of girl students on the rolls during the year under review, in addition to 400 School Mothers appointed during the previous year.
- (2) In order to provide housing facilities for women teachers serving in rural areas, 578 sets of quarters were allotted among the different districts of the State under the scheme of "Relief of Educated unemployment" and the centrally sponsored scheme for "Expansion of girls" education and training women teachers.
- (3) A short term training course for imparting training to 400 School Mothers was organised in 14 different centres in the State during the month of December 1960.
- (4) In order to attract more girl students for study in schools attendance scholarships were awarded as in the previous year in the form of school uniform. A sum of Rs. 1,20,000 was sanctioned by Government for award of attendance scholarships to girl students of Primary Schools of the State.

(c) The first meeting of the State Council for the Education of Girls and Women was held on the 13th November 1960 in the Secretariat Conference Room at Bhubaneswar. The Governor of Orissa inaugurated the conference and the Chief Minister, Orissa presided over the conference. The Secretary of the council explained the progress made in the field of Womens' Education in the 2nd Plan and the expansion programme envisaged in the Third Five-Year Plan. The following items on Womans' Education were discussed.

- (i) Starting of Training College for Women
- (ii) Nature of curriculum for Girls' School
- (iii) Starting of condensed course for Women
- (iv) Giving more scope and variety for teaching craft in Girls' Schools.
- (v) Adult Education for women

(d) During the year under report 3 new High Schools and 15 Middle English Schools were opened in different districts in order to meet the growing demand for girls in the age-group 6—11.

(e) A Refresher Course Training for a batch of 30 Women Teachers was organised in the Ravenshaw Girls' School, Cuttack during the year under report.

## CHAPTER XI

## MISCELLANEOUS

I. *Pre-Primary Educaiton*-- Education imparted to children of Pre-Primary age-group that is to children of the age-group from 3 to 5. Such education is given under different systems like, the Nursery system, Kindergarten system and Montesori system. In Orissa we have institutions imparting Pre-Primary Education through Nursery and Kindergarten system.

During the year under report there were the following institutions having either Pre-Primary classes only or having Pre-Primary classes along with other classes also :—

- (1) Nursery School, Sisubhaban, Cuttack
- (2) St. Joseph's Convent Nursery School, Bhubaneswar
- (3) Kindergarten class attached to Stewart School, Cuttack.
- (4) Kindergarten class attached to St. Joseph's Convent, Cuttack.

There were 79 children on roll in Nursery Schools including 35 girls of the age-group 3—5 years. A sum of Rs. 2,000 was given as recurring grant and Rs. 1,713 as non-recurring grant to the Nursery School at Bhubaneswar and a sum of Rs. 5,000 was given as a non-recurring grant to the Sisubhaban at Cuttack.

(b) *Education of the Handicapped*—A School with 25 stipendiary seats was started for blind children in Orissa under the auspices of State Council for Child Welfare in September 1960 with the Principal and another teacher. A sum of Rs. 80,000 was given as grant to State Council for Child Welfare for construction of the Blind School and another sum of Rs. 12,200 was also given by the State Government for purchase of equipments for the said School. Besides these two non-recurring grants, a sum of Rs. 17,300 was also given as recurring grant to the said council.

II. *Aesthetic Education*—Aesthetic Education includes within its scope Education in art, music, dance, drama, etc.

(a) *Arts*—“Drawing and fine arts” was taught as a compulsory subject up to class VIII in High Schools and as an optional subject for the High School Certificate Examination of the Board of Secondary Education. Craft was made a compulsory subject in the syllabus of High Schools. A School of Art and

Crafts which was started in July 1957 by the State Government at Khallikote continued to teach fine arts, viz: (1) still life, water colour painting, oil painting, life drawing and sculpture (2) Commercial Arts and (3) Crafts viz: Leather crafts, cane and bamboo works and pottery, etc., details of which have been given in Chapter VIII. Instruction in the school was imparted through the medium of both Oriya and English. A sum of Rs. 34,593 was spent from Government funds on this institution during the year under report as against Rs. 40,699 in the previous year. The main purpose of the school is to train craft teachers for High and Middle English Schools.

(b) *Music and Dance* — Music was taught as a co-curricular subject up to class VIII in the Secondary Schools for girls and also as an optional subject for the High School Certificate Examination. Generally part-time teachers were appointed to teach the subject in such schools. The Utkal Nritya Sangit Natyakala Parishad which was started in 1954-55 continued to function during the year under report in co-ordination with the National Academy of Dance, Drama and Music.

*The Utkal School of Music and Dance, Cuttack*— This school was raised to the status of a college during 1957-58 and was named as the Utkal College of Music and Dance. This college continued to function during the year under report imparting education in music up to degree and post-graduate standards. There were 19 boys and 20 girls reading in the college and 48 boys and 85 girls reading in the attached school classes of the college. The number of teachers in this college was 15 out of which 5 were part-time teachers. A sum of Rs. 29,902 was spent on this institution during the year under report.

(ii) *Kalavikash Kendra, Cuttack*— This college was managed by a private body, viz: National Music Association, Cuttack and was aided by the State Government through the Orissa Sangeet Natak Academy. The college of Indian Dance and Music sponsored by the Kalavikash Kendra was another college of Music and Dance in the State. It was affiliated to the Bhatkhanda College of Hindustani Music, Lucknow. The college was aided by the State Government through the Sangit Natak Academy, Orissa. There were 27 boys and 45 girls studying in the college and 20 boys and 83 girls in the attached school classes during the year under report. Out of 15 members in the teaching staff of the college, 7 were part-time teachers of which one was honorary. The total expenditure of the college during the year under report was 57,873.

There were 23 Music and Dance Schools (14 for boys and 9 for girls) during the year under report as against 13 in the previous year. There were 452 students including 260 girls in recognised music schools meant for boys whereas the number of students in recognised Music schools meant for girls during the year under report was 297 including 65 boys. Thus the total number of boys and girls learning music was 517 and 557 respectively. A sum of Rs. 10,531 was spent on recognised schools during the year under report as against Rs. 49,529 during the previous year.

*The Orissa Sangeet Natak Academy, Bhubaneswar*—The Orissa Sangeet Natak Academy received a grant of Rs. 1,02,130 from the State Government and Rs. 14,000 from the Sangeet Natak Academy, New Delhi respectively during the year. Rs. 1,02,130, i.e., Rs. 55,000 as normal grant and Rs. 20,000 being a grant for the colleges, Rs. 22,130 being the arrear grant for 1959-60 and an additional grant of Rs. 5,000 for 1959-60 was received from the State Government and Rs. 14,000 was received from the Sangeet Natak Academy, New Delhi and Rs. 110 was the sale proceeds for the year 1960-61. The total fund available for expenditure during the year 1960-61 including the balance for the year 1959-60 was Rs. 1,16,240 out of which a sum of Rs. 1,12,496 spent during the year under report. An amount of Rs. 7,930 was paid on account of stipends to 16 students learning music and dance, 8 of them in different places like Madras, Bombay, Poona, Lucknow, Calcutta and Santiniketan and 7 in institutions inside the State. Grants of Rs. 26,500 and Rs. 21,500 were paid to the Utkal Colleges of Music and Dance and Chhau Organisations in the State. A sum of Rs. 60,600 was given as grants to 36 aided institutions of Music and Dance in the State during the year. Besides 6 district branches were given Rs. 1,000 each to give financial aid to institutions of music and dance in their respective districts which were not given grant direct by the Academy.

*Research*—Many dance poses found in the temple walls of Konark and Puri were collected and preserved for future use. 19 students were given a monthly stipend of Rs. 10 each with effect from July 1960 for learning Odissi dance and Music in institutions of the State. The stipends were given from the grants received by the State Sangeet Natak Academy from the Sangit Natak Academy, New Delhi for "Research and Training".

An All-India Music Conference was organised by the Bhubaneswar Music Conference Committee under the auspices of the Orissa Sangeet Natak Academy at the Kalamandap, Bhubaneswar on the 13th, 14th and 15th August 1960, to synchronise with the Independence Day Celebrations.

A cultural show was organised at Rajbhawan, Bhubaneswar on the 15th November 1960, by the Academy in honour of the visit of Dr. Theoder Heuss, former President of Federal Republic of Germany.

With a view to make a comparative study of Bharat Natank Natyam and Odissi dance and to patronise traditional dances of the State, the Academy arranged a cultural show of Gōtipua, Sakhinacha and Sankirtana in the State Museum premises at Bhubaneswar on the 28th and 29th November 1960.

III. *Oriental Education*—Oriental Education is divided into 2 branches of studies, viz., Sanskrit Education and Islamic Education.

(a) *Sanskrit Education—Collegiate stage*—There were 4 Sanskrit Colleges in the State during the year under report recognised by the Orissa Association of Sanskrit Learning and Culture. They were (1) Sadasiva Sanskrit College, Puri, (2) B. B. Sanskrit College, Bolangir, (3) Sanskrit College, Parlakemedi and (4) Ramdhina Sanskrit College, Berhampur. The former 2 colleges were managed by Government and the latter two by private bodies. Education at all stages in these colleges was free.

The Sadasiv Sanskrit College was founded in the year 1918. The total roll strength of the college during the year under report was 52 besides 40 students reading in the attached Prathama and Madhyama classes. There were 50 students in approved hostels out of which 6 (six) belonged to other backward classes. The total number of teachers in the institution was 24 during the year under report. The total expenditure of the institution during the year under report was Rs. 1,13,839.

The Bidya Bhusan Sanskrit College at Bolangir was started during the year 1948, after the merger. It was affiliated to the Orissa Association of Sanskrit Learning and Culture in the year 1948. There were 18 students including one girl student on roll during the year under report. The staff of the college consisted of 10 teachers. The total expenditure of the college was Rs. 21,194 during the year under report.

The Sanskrit College at Parlakimeddi which is also affiliated to the Orissa Association of Sanskrit Learning and Culture, was managed by a private body. There were 43 students on the roll. The staff consisted of 10 teachers and the total expenditure of the college was 20.776 during the year under report.

The Ramadhina Sanskrit Tol at Berhampur was raised to the status of a college in the year 1958-59. The total number of students in the college was 80. The staff consisted of 12 teachers. The total expenditure of the college was Rs. 26,454 out of which Rs. 12,800 was borne by the State Government.

The following Table gives the result of the Sanskrit Examinations of collegiate standard. This includes the results of the colleges mentioned above as well as those of some tols where college courses were being taught.

TABLE 50

Serial No.	Name of the examination	Total number of students appeared		Total number of students passed	
		Boys	Girls	Boys	Girls
1	Acharya ..	66	..	50	..
2	Shastri ..	40	1	29	1

(b) *Sanskrit Tols*—Sanskrit Tols provided Sanskrit Education equivalent to primary and middle standard. The whole course from Prathama to Acharya covered a period of 10 years, i. e., Prathama 2 years, Madhyama 4 years and Acharya 4 years. There were 147 tols in the State during the year under report out of which 130 tols were aided by Government, 12 tols were placed under the direct management of Government and remaining unaided. The total number of pupils reading in the recognised tols was 3,248 including 102 girls during the year under report. The total number of teachers in the recognised tols was 428. Pandits teaching in the tols were all untrained persons. Medium of instruction in all Sanskrit institutions was Oriya in Prathama and Madhyama stages and Sanskrit in Acharya and Sastri stages. Teaching of Hindi was included in the revised Prathama and Madhyama syllabus as an optional subject. The revised syllabus introduced in all the Prathama and Madhyama Sanskrit tols included the teaching of English, History, Geography, Mathematics, Civics and Hindi.

The total direct expenditure on the tols was Rs. 2,84,721 during the year under report.

*Hostels*—There were two recognised hostels attached to the Baripada Sanskrit Tols in the district of Mayurbhanj and Sanskrit College at Parlakimedi.



The table below shows the results of various Sanskrit examinations in the tols for 1960-61—

TABLE 51

Serial No.	Name of examination	Number appeared		Number passed	
		Boys	Girls	Boys	Girls
1	Prathama ..	521	7	306	7
2	Madhyama ..	86	8	61	4

*Re-organisation and new developments—*

1. Twenty-five stipends and 7 rewards were awarded to students and teachers respectively on the result of various sanskrit examinations of the year 1960. One reward worth Rs. 50 was also awarded to a successful candidate possessing highest marks in the last part of the Acharya Examination. Besides this a sum of Rs. 1,500 was paid as stipend to poor students of 2 aided tols of the State.

2. The revised syllabus recommended by the Sanskrit Council for Prathama classes and approved by the Government was introduced in all the tols and revised Madhyama syllabus which was introduced in 1957-58 remained effective during the year under report.

3. A sum of Rs. 1,750 was sanctioned for purchase of library books in 35 tols.

4. A sum of Rs. 1,400 and Rs. 770 was sanctioned for purchase of a Typewriter and a bicycle, one iron chest and two big carpets respectively during the year under report.

(c) *Islamic Education*—Reorganised Islamic institutions were of two kinds, namely (1) the Madrasas which prepared candidates for the examinations held by Madrasa Examination Board, Bihar, and (2) Primary Urdu Schools in which religious instruction in Islamic system was given in addition to secular instruction. Report on Primary Urdu Schools has been given in Chapter III. There were 3 Madrasas in the State during the year under report. Bearing of Persian was compulsory at the High School stage for those boys who offered Urdu for their M. I. L. Persian could also be taken as an additional optional subject at this stage. Study of Persian and Arabic was provided where there was demand for it at the High School stage. Some ordinary Primary Schools had Urdu classes attached to them and one Elementary Training School was specially meant for Urdu teachers.

A special Inspecting Officer for Mohammadan Education and an Inspecting Maulavi inspected and supervised Islamic Education in schools for general education and special education.

There were only two colleges, i.e., Ravenshaw College, Cuttack and Bhadrak College, Bhadrak, where provision for teaching Urdu and Persian had been made. There were 25 High Schools and 8 M. E. Schools providing facilities for learning Urdu and Persian. There were 190 Primary Urdu Schools (165 for boys and 25 for girls), 63 ordinary Primary Schools, 20 Upper Primary Schools, 15 Special Primary Schools teaching Urdu in the State during the year under report. There were 14,168 Mohammadan students in all types of Primary Schools, 1,071 in Secondary Schools and 329 in Madrasas during the year under review. Five students appeared at the Wastania and 6 in Fawqania and one in Alim examinations out of whom 4, 5 and 1 passed the above examinations respectively.

A sum of Rs. 18,234 was spent on direct and indirect expenditure on Madrasas during the year under report. There were 20 Muslim pupil teachers in the only Elementary Training School meant for them during the year under report. Training was given through the medium of Urdu. The old system of bianual admission was followed in the school during the year under report.

IV. *Education of the Handicapped*—The Orissa Deaf and Dumb School at new Capital, Bhubaneswar continued to be the only institution of its type in the State. The management of the institutions was taken over by the State Government from June 1956. During the year under report the management of the school was transferred to the State Council for Child Welfare. It admitted boys and girls of the age-group 6 to 16 and provided a five year course (i.e., 2 years for Primary and 3 years for advanced course) in lip reading, articulation, etc. There were 29 students on the roll during the year out of which 26 were boys and 3 girls. Twenty-three boys and 2 girls received stipend amounted to Rs. 3,037. The courses of training were specially meant for the deaf and mute. There were three teachers working in the institution. The total expenditure on this institution during the year 1960-61 was Rs. 7,138.

V. *Education of Delinquent Children*—There was no reformatory school in the State during the year under report. Elementary Education was imparted to the juvenile prisoners by paid teachers in each of the Jails and Sub-jails of the State. These classes were not recognised by the Education Department. The Inspectors of Schools in charge of the circles who were *ex officio* visitors according to rule 41 of the Orissa Jail Manual were authorised to visit the inmates in the Jails. Since there was no provision for any examination or award of certificate, etc., these classes did not

come under the type of institution designated as Reformatory schools. Contribution was being made as usual to the Reformatory School at Hazaribag in Bihar for deputation of delinquent children from Orissa. Two boys of the age-group 12—14 from Orissa were admitted to the school during the year under report and one accused boy was released during the year under report from the institution. The teaching staff of this school comprised three M. A. passed teachers and one Matron who was an M. A. in Psychology. General Education was imparted up to the Senior Basic standard. In addition to teaching in general and technical education, training was imparted to the Juvenile prisoners on self-Government. The Juvenile Jail Schools at Angul, Talcher and Dhenkanal imparted education up to Primary standard to the Juvenile offenders. The following table gives the enrolment, teacher and expenditure of the institutions.

TABLE 52

Institution	Teachers	Scholars	Expenditure
Juvenile Jail Schools at Angul, Talcher and Dhenkanal.	3	75	Rs. 3,427

VI. *Education of the Scheduled Castes, Scheduled Tribes and other Backward Classes*—By an order of the President of India, issued under para. 6 of schedule fifty to the Constitution of India, the following areas in the State of Orissa have been declared as Scheduled areas:—

(1) The districts of Koraput, Mayurbhanj and Sundargarh.

(2) Ganjam Agency including Khandmils and excluding Chekapadhandam and Pandukhole Mutha of the Surada Naliabas.

The areas and population of the Scheduled areas are given below.

TABLE 53

Serial No.	Tracts	Areas Sq. Miles	Total population (1951-Census)	Tribal population (1951-Census)
1	Koraput district ..	9,874	1,269,346	522,841
2	Mayurbhanj district.	4,024	1,023,825	504,676
3	Sundargarh district.	3,754	552,203	312,620
4	Ganjam Agency (Areas detailed above).	4,362	448,478	182,268

These constituted nearly one-third of the total of the State. There were large tracts in other districts which had large tribal population. The question of recommending some of them to be declared as Scheduled areas was under examination. Since they were both economically and educationally backward, the students belonging to Scheduled Castes and Scheduled Tribes were exempted from payment of tuition fees in all types of educational institutions. Moreover, the poor deserving students received stipends and lump grants from Central Government and State Government funds. Pupils of Primary Schools were supplied with reading and writing materials. The following table shows the number of scholars reading in different types of schools during the year under report.

TABLE 54

Types of institution	Scheduled Castes	Scheduled Tribes	Other Backward Classes
High Schools ..	4,447	4,425	16,127
Middle Schools ..	8,899	7,664	23,462
Primary Schools ..	173,485	179,620	351,227
Senior Basic Schools ..	523	316	1,299
Junior Basic Schools ..	3,343	1,535	8,826
Ashrams ..	520	4,250	404
Sevashram ..	13,264	28,042	13,549

VII. *Physical Education*—Inter-District Football Tournament was conducted at Cuttack in October 1960. Cuttack District-Inter High School Association won the final by defeating Mayurbhanj. A selected team was sent to Indore to participate in the All-India High School Football Tournament held at Indore in November 1960.

State High School Athletic Meet was conducted at Cuttack and a contingent consisting of 50 boys and girls was sent to Trivandrum to take part in the VI National High Schools Championship in December 1960.

Children's Week was observed in Orissa from the 14th November to the 21st November 1960. Mass Rally, Demonstration of Physical activities, Fancy dress, Music, Drama, Dance and recitation, etc., were the main items in which all the Local High School boys and girls and nearly 100 Primary School children participated.

Lectures on sports and games, athletic competitions, film shows were the main items of interest during the observance of sports week.

Under the scheme of Development of Physical Education sponsored by Government of India, a sum of Rs. 2,220 was given to 3 Gymnasiums.

Under the Central Scheme of popularisation of sports and games in rural areas, a sum of Rs. 13,000 was placed at the disposal of the Secretary, State Youth Welfare Board, Orissa.

A sum of Rs. 10,000 was received from the Government of India under Development Plan for purchase of library books and for development of playgrounds in the Government College of Physical Education, Orissa, Cuttack.

Physical Education for Girls in the State was organised by a Lady Physical Education Officer in Class II of the Orissa Educational Service. The dearth of trained Women Physical Education Teachers was still hindering the progress of Physical Education among girls in the State. Steps were taken to train up more women candidates in this line.

Physical Education was imparted in Girls High Schools, M. E. Schools, Colleges and Elementary Training Schools. During the year under report, the girl students took active part in Annual sports, District sports, Olympic sports, State High School sports and they regularly participated in Republic Day Parade and Children's Day function, Independence Day Programme, etc. In Republic Day Parade, the girls in most of the districts and Sub-divisional Headquarters won Chief Minister's Shield and Cup for their best parade, discipline and smart turnout.

Almost all the Girls High Schools participated in the State High School Meet held at Cuttack and won in various games and got the prizes. About 30 girls were selected from various Schools of Orissa to participate in the VI All-India High School Games conducted at Trivandrum during the last week of December 1960. Eight girls were selected from Orissa to participate in All-India Olympic Meet which was conducted at Jullandhar.

VIII. *Youth Welfare*—The State Youth Welfare Board which was established during the year 1957-58 continued to function during the year under report creating some enthusiasm among the youth of the State. During the year under report, the Board

received a sum of Rs. 34,000 from the State Government for organising its different activities. In addition to State Government grant, a sum of Rs. 5,000 was received from the Government of India for organising sports rallies in different parts of the State. The non-student activities of the Board gathered momentum during the year under report. During the year under report 23 youth festivals were organised with an expenditure of Rs. 10,000 as against 10 with an expenditure of Rs. 5,000 during the previous year.

The Board also received specific grants from the Government for helping non-students organisations working in the State. These grants amounted to Rs. 35,070, out of which a sum of Rs. 4,000 were given to Bharat Sevak Samaj to increase its activities. A sum of Rs. 5,000 was also given to the Youth Hostel Association, Orissa, for organising 5th National Youth Hostel Conference and a sum of Rs. 3,000 for Orissa Youth Hosteller's Rally at Bhubaneswar. The State Government were pleased to place an amount of Rs. 20,000 with the Board for construction of the Khandagiri Youth Hostel. A sum of Rs. 3,070 was also received by the Board from the Government of India for providing assistance to youth and recreation clubs.

The Board granted a sum of Rs. 4,000 to the Utkal University for organising two holiday corps one at Rourkela and the other at Balugaon.

Thirteen High Schools in the State conducted student tours to places of historical and industrial importance and total amount of Rs. 4,000 was given as grant from the Board's fund during the year under report. In respect of Social work and hobby centres the total grant was Rs. 2,000 and Rs. 1,300 respectively and nine schools in the first case and seven schools in the second case were given grants.

IX. *Boy Scouts and Guides*—During the year 1960-61, more High Schools and Middle English Schools were affiliated to the Bharat Scouts and Guides Association. During the year under report, a sum of Rs. 35,000 was paid as grant-in-aid to the Honorary Secretary of the Association.

X. *National Cadet Corps*—N. C. C. which was started in the year 1948, continued to function with additional units during the year under report. One 4-Company Battalion, one 2-Company Battalion, one Independent Coy., one Medical Coy., one Senior Division Air Wing, one Girls Senior Division, one Artillery, two E. M. E., one Engineering Platoon, one Independent Coy. at Bhadrak, one Naval Wing and one Armed Corps, 109 Junior Division troops for boys and 10 Junior Division Troops for girls were functioning. Due to the doubling of the strength of technical units and increase in the strength of other units by 25 per cent and raising of N. C. C. (R),

the strength during the year under report was increased to 91 Officers and 6,955 Cadets in the Senior Division and 118 Officers and 5,310 Cadets in the Junior Division including Girl's Division.

The sanctioned strength of the Senior Division was 91 Officers and 6,955 Cadets [includes N. C. C. (R)] and that of the Junior Division was 118 Officers and 5,310 Cadets. During the year under report the Annual Training Camps of the Infantry and Girl's Division were held at Rangeilunda. The camps of the Medical Unit and the Senior Air Wing were held respectively at Lucknow and Barrakpur. A Social Service Camp was held at Hirakud. During the year under report 18 cadets participated in the Republic Day Celebration held at Delhi. 200 A. C. C. Units were raised up to the year 1960-61 with a strength of 1,200 cadets. All these units continued to function during the year under report.

XI. *Extra-curricular activities—Junior Red-Cross, St. John Ambulance*—Junior Red-Cross Groups were functioning in 4 Training Schools, 220 Secondary Schools and 10 Middle Schools. There were 7,533 boys and 2,085 girls in the Junior Red Cross Groups. 141 schools received a grant of Rs. 60 each during the year under report for the promotion of J. R. C. work. The Juniors of all the groups rendered useful service in the villages. They collected funds for the various social organisations. They were given lectures on First-aid, prevention of blindness, and Home Nursing. The Juniors took part in the celebration of Leprosy Day, T. B. Day, Children Day, etc. They rendered useful service in the melas. Shri P. C. Mohanty, a Junior of P. M. Academy, Cuttack was awarded a medal for outstanding service by the Indian Council for Child Welfare. The Juniors in the districts of Balasore and Cuttack rendered useful service during the flood of 1960.

XII. *School meals*—A few Secondary Schools arranged to supply light refreshment during the mid-day recess and the students paid for it. Some of the Basic Schools utilised garden products for supplying refreshments to their students. Mid-day meals and powdered milk were supplied at Government cost to children of Primary and Secondary Schools in the flood-affected areas and in the Block areas where compulsory Primary Education Scheme was taken up.

XIII. *School Medical Services*—The total number of scholars examined by Medical Officers during the year was 494 in six High Schools. The number of defective students detected during the year was 105 and nutrition was found to be good in cases of 53 fair in cases of 270 and poor in cases of 174 students.

The School Health Service for girls reading in High Schools was started in 1955. The Lady School Medical Officer appointed for the purpose examined 4,300 girl students in 32 schools. The height and weight of the girls from age 7 to 16 were found to be below normal due to under nutrition, low economic condition, poverty and ignorance. 89 per cent of the girl students were vaccinated against small-pox.

*XIV. Facilities for Education of Displaced students*—After the migration of the displaced persons from East Pakistan, colonies in rural and urban areas were started for them sponsored by the Government of India. Primary Schools started in those colonies were in continuance during the year under report. Government in the Relief and Rehabilitation Department were responsible for all expenditure incurred in such schools. Books, slates, writing materials and clothing were supplied to the children of such Primary School at Government cost. At the Secondary and the University stages, refugee pupils were given financial help. Such students reading in Secondary Schools were allowed free-studentships also.

*XV. The Research Section of the State Museum*—The Research Section of the State Museum established since April 1950, continued to function during the year under report. Formerly it was controlled by the Superintendent, Archaeology and Museum. During the year 1960 the functions being bifurcated, there was a Superintendent for Archaeology and another Superintendent for Research and Museum. These officers were assisted by the Curators of Research Section, Curator of Museum and the Curator of Archives. Till the 15th January 1960 the Archives Section continued to function as a constituent unit of the Research and Museum Sections under the direct control of the Superintendent of the Department for all administrative purposes. But with effect from the 15th January 1960 the Archives Section was separated from the Museum and the Curator of Archives was to function under the direct control of Director of Public Instruction independent of the Superintendent of Archaeology. During the year 1960-61 the question of reorganisation and development of the State Archives was taken up and as a first step five new posts and necessary money grants were sanctioned during the year under review. In absence of a permanent building of the State Archives it was allotted a portion of the old Secretariat building as a temporary measure until it could be provided with a permanent building.



The following activities were undertaken during the year under report:—

*Examination and acquisition of Manuscripts*—During the year under report 608 palm-leaf manuscripts brought from different places of Midnapur, Cuttack, Puri and Ganjam districts were examined out of which 202 manuscripts were acquired and 94 manuscripts were received at present. Some fifty of these manuscripts are notable acquisitions of the year, the most important of which are mentioned below:—

#### SANSKRIT

1. Abhinava Gitagovinda, Mahakavya by Gajpati Purushottama Deva ( 1466—1497 A. D. ).
2. Shri Krushna Lilamruta Mohakavya by Kavi Nityananda
3. Tika on Raghuvamsa by Raghunath Das
4. Jalesvara Padhati (Sumrti) by Jalesvara Misra
5. Sradha Pradipa by Vipra Misra
6. Smrutisara Samuchaya by Baguri
7. Adhbhuta Sagara by Mayura

#### ORIYA

1. Anuraga Kalpalata ( Kavya ) by Shyamsundara Deva
2. Lavanyanidhi Kavya ( Kavya ) by Nalinaksha Mardaraja
3. Modalatika by Kunjabihari Bhramaravara
4. Nilgirivihara by Gopinath Singh
5. Ichhavati Kavya by Padmanabha Srichandana

It may be noted here that almost all the old manuscripts brought from the Midnapur district are written in Oriya characters.

*Reorganisation of the Manuscript Library*—Owing to heavy increase in the number of manuscripts, the necessity of its reorganisation and for proper arrangement and display was being felt during the last ten years. This could be done to a great extent after the supply of 40 iron racks to the Manuscripts library according to the Museum Development Scheme.

## RESEARCH

During the year under report research was carried on in the following subjects:—

- (a) Culture of Astronomy and Astrology in Orissa in the past up to the British period.
- (b) The beginning of the Anaka years of the Suryavamsi kings of Orissa with special reference to their inscriptions.
- (c) Development of the Kavya literature in Orissa
- (d) Poets and scholars of the old Jeypore Kingdom
- (e) Developments of Oriya literature in the Dhenkanal-Keonjhar region.

## PUBLICATION

According to the Scheme Development of Modern Indian Languages initiated by the Government of India, five old Oriya Kavyas, namely, (1) Kalpalata by Sishu Arjuna Dasa, (2) Chata Ichchavati by Poet Banamali Dasa, (3) Parimala by Narasimha Sena, (4) Kalavati and (5) Premalochana by Vishnu Dasa were being published by the Superintendent of Research and Museum. The Curator in-charge of the Manuscripts library had to compare, verify and correct the text of these five works after they were copied from the original Manuscripts. Regular research had to be made by the Curator to add historical notes in each work, in order to make them worthy publications of the Museum. The Curator spent about four months in making these works ready for publication.

Besides this heavy work, the Curator published the following articles in English and Oriya:—

*Papers published in English (Orissa Historical Research Journal)—*

- (1) Mukunda Vilasa Mahakavyam by Jatindra Raghuttama Tritha.
- (2) Abhinava Gitagobinda by Gajapati Purusottama Deva
- (3) Sangita Naryanam by Gajpati Narayana Deva

*Papers published in Oriya—*

- (1) Two articles on the poets of the old
- (2) Nandapur or Jeypore Kingdom (published in the Jhankara).
- (3) Sangita Narayan by Gajpati Narayana Deva (published in the Jhankara).

(4) Mukunda Vilasa Mahakavya by Jatindra Raghuttama Tirth ( Published in Konark ).

(5) Premasila Kavya by Kunjabihari Bhramaravara ( Published in Konark ).

Some other articles could not be published for want of reference books and manuscripts.

*Library*—The curator remained in charge of the museum library as during the previous ten years. But no appreciable addition could be made to the stock of the library ( the total number of books and journal , received during the year being only 80 ) due to want of funds.

Being in charge of the manuscripts library which is rapidly growing every year, the curator has to devote all his time in the examination study and arrangement of manuscripts, and carrying research on them which have now become the whole time work for a curator.

*Other works*—The curator was engaged for more than a month in arranging the exhibits in three Archaeological galleries and in Epigraphy gallery in the new museum building under the direction of Shri J. K. Ray, the ex-Superintendent of Meseum.

*Helping scholars*—During the year under report following scholars were helped in their research work:—

#### SUBJECT

- (1) Dr. Charles Fabri Art of Orissan temples
- (2) Dr. Asoka Kumar Bhattacharya, M. A., Ph. D., National Museum, New Delhi—Orissan paintings.
- (3) Shri Nibarana Chandra Chaterjee, Sanskrit Professor, S. N. College, Calcutta —Abinava Gitagovinda.
- (4) Shri Vijaybhusana Arya, Research Scholar, Lucknow University—Social curtomns of Orissa.
- (5) Shri B. N. Jha, Research Scholar, Bombay University—Poet Vidyapati and Govinda Das of Mithila.

XVI. *Curricular and Text Books*—The Education Department prepared syllabi for the Primary Classes. i.e., Classes I to V and prescribed text books for those Classes. Syllabi and courses of study for the H. S. C. Examination and for H. H. S. C. Examination were prescribed by the Board of Secondary Education. Syllabi for the Post-Basic School have been prepared by the Board also. The University prepared courses of studies for the University Examinations and prescribed text books for use in Colleges affiliated to the University.

Text books were selected by the Department, the Board of Secondary Education and the University on consideration of the suitability and merit of all books submitted by Authors and Publishers. The Board of Secondary Education published some text books in English and Modern Language (Oriya). Sanskrit text to High School Certificate Examination has also been published by the Board of Secondary Education, Orissa for the High School Certificate Examination and the University published some books in Oriya only for the Intermediate Examination.

XVII. *Hostels and Boardings and Homes*—Hostels were attached to all types of Schools and Colleges in the State. Besides regular hostels, there were boarding houses in each School or College area to accommodate the over-flow from the hostels. Percentage of boarders in hostels attached to the Colleges and Schools for general education was very low. The following table gives the number of students resident in the hostels attached to different type of institutions:—

TABLE 55

Serial No.	Type of institution	Total No. of institution	Number of scholars	Number of boarders in approved hostels
1	Colleges for General Education.	29	10,871	2,841
2	Colleges for Professional Education.	20	2,898	2,427
3	Colleges for Special Education	6	586	140
4	Schools for General Education (High and Higher Secondary and Post-Basic).	453	101,075	16,179
5	Middle, Senior Basic and Ashram Schools.	1,307	108,574	22,864
6	Primary, Junior Basic and Sevashram Schools.	20,648	1,353,638	7,338
7	Schools for Professional Education.	137	9,040	6,946
8	Schools for Special Education	3,473	90,644	1,506

XVIII. *Institutions not following departmental syllabus*—The Anglo-Indian and European Schools of the State and the Deaf and Dumb School, Orissa did not follow the departmental syllabus. Professional Schools under the Departments other than the Department of Education followed syllabus prescribed by their respective Departments.

## CHAPTER XII

1960-61

CRITICAL REVIEW OF EDUCATIONAL DEVELOPMENT  
AND TENDENCIES

In this chapter an attempt has been made to assess briefly the trends of development in the important spheres of education as revealed from the facts pertaining to the year under report.

I. *Primary Education*—In view of the decision of the Government of India for the introduction of universal free and Compulsory Primary Education in the country by the end of the Third Plan period, and Orissa being considered to be one of the six backward States and the expansion programme of Primary Education as embodied in the State Second Five-Year Plan being felt to be slow, it was considered necessary to take such advance steps before the commencement of the Third Plan as would enable the State to cope with other advanced States, in implementing the policy, decision of the Government of India. Accordingly, the Government of India was approached and an additional quota of 3,000 Primary School teachers was allotted to the State. In addition to that 500 posts of Primary School teachers were sanctioned under the State Scheme during the year under review. Out of these 3,500 posts of Primary School teachers sanctioned during the year, 1,000 posts were utilised for opening new Primary Schools and the balance of the posts was utilised for giving additional teachers to the existing Primary Schools. The rate of expansion at the primary stage could be accelerated by enrolling an additional number of 312,840 children in Primary Schools during the year under report, whereas the actual increase in the previous year had been 178,934. There was a rapid increase in the number of girls in the Primary Schools. This could be achieved due to the adoption of the following special measures by the Department :—

- (1) In order to attract more girl students for study in Schools, attendance scholarship in the shape of school uniforms were given to the girl students reading at the primary stage. A sum of Rs. 1,20,900 was sanctioned for the purpose during the year under report.
- (2) Appointment of 400 School Mothers was made in Primary Schools having a substantial number of girl students on the rolls.
- (3) In order to provide housing facilities for the women teachers serving in rural areas, quarters were constructed in different parts of the State.

II. *Basic Education*—The following recommendations made by the Board of Basic Education in 1958-59 and accepted by Government were enforced during the year 1959-60 and continued during the year under report.—

- (a) Modified syllabus with emphasis on craft and community living was introduced in all Basic and non-Basic Schools.
- (b) Pupil teachers of Basic Training Schools were given training in the methods of teaching English so as to enable them to teach English in classes VI and VII.

A meeting of the Board of Basic Education was held at Bhubaneswar on the 6th September 1960. The following important resolution were adopted in the meeting:—

- (a) It was resolved that the Primary and Basic Schools should continue to remain as distinct schools, as they are at present.
- (b) The Board took the decision that candidates of Post-Basic School at Champatimunda who have passed the House Examination at the end of 12th grade upto the year 1959 and have applied for admission into Basic Training Schools should be examined by the Principal, Basic Training College, Angul and such students as would be declared successful by him might be eligible for admission into the Basic Training Schools. This concession could not be given beyond 1959. It was further resolved that in order to be eligible for admission into Basic Training Schools other students of Champatimunda Post-Basic School, must pass the High School or Higher Secondary School Certificate Examination conducted by the Board of Secondary Education, Orissa.

Steps were taken by the Board of Secondary Education for unification of the courses of study in Post-Basic Schools and the Higher Secondary Multipurpose Schools. Sixteen Merit-cum-Poverty Scholarships were awarded to students on the results of the Public Examination at the end of the Grade V of the Junior Basic Stage. The Public Examination at the end of Grade VIII of Senior Basic Schools was also held and two Merit-cum-Poverty Scholarships were awarded to deserving students. The common syllabus with feature of Basic Education was worked out satisfactorily.

III. *Secondary Education*—The number of Middle Schools for boys increased from 952 to 1,130 and for girls from 73 to 88 during the year under report. The number of High Schools including

Higher Secondary Schools for boys increased from 374 to 415 and for girls from 31 to 35. Thirty new High Schools were admitted to grant-in-aid and 52 new High Schools were permitted to open classes higher than class VIII during the year under report.

Re-orientation courses for teachers of English in M. E. Schools and Senior basic Schools were arranged for a period of 15 days. The courses were held at 23 different centres in the State in which 455 teachers participated.

A refresher course on the teaching of English in lower classes of High Schools in the State was organised in the Radhanath Training College. Fifty-six teachers from different High Schools participated in it.

Under the auspices of the Board of Secondary Education, Orissa, two refresher courses, one in Mathematics and the other in Social Studies were organised in the Radhanath Training College, Cuttack and in the Basic Training College, Angul, respectively.

An Examination Research Bureau was started by the Board of Secondary Education and a Research Officer was appointed. The purpose of the Bureau is to carry on research on the system of examination prevalent at present and to recommend concrete reforms on the lines suggested by the Secondary Education Commission.

Craft Training which has been made a compulsory subject in the syllabus of High School Certificate Examination was introduced in 10 new High Schools during the year and non-recurring grants amounting to Rs. 32,000 were paid to those High Schools for construction of craft sheds and Rs. 10,000 for the purchase of craft materials was given to the 10 new schools. This brought the total number of schools provided with crafts to 160. Craft teaching has been introduced in 158 M. E. Schools by the year under report.

For the purpose of effecting improvements to the buildings and for construction of additional buildings of Secondary Schools in the State, grants were paid to 31 schools during the year under report. Grants were also paid to 7 High Schools for effecting improvement in Science teaching and school libraries.

Rapid growth of Secondary Schools and organisation of Headmasters Seminars, educational workshops and various extension service projects for teachers and students significantly contributed to qualitative as well as quantitative improvement of Secondary Education in the State during the year under report.

A new Secondary Training School was opened in Agarpara, in the district of Balasore. Construction of buildings for opening M. Ed. classes in the Basic Training College at Angul was completed.

*IV. Women's Education*—Important measures for expansion and improvement of girls' education at various levels were adopted with the help of State as well as Central Schemes and efforts were made for their full implementation. Private agencies also contributed their mite to make the drive successful.

An Intermediate Women's College was opened at Balasore during the year by private enterprise and 15 women students were admitted. Three Girls' High Schools and 15 Girls' Middle English Schools were opened. New subjects and courses were introduced and greater facilities for training of teachers were provided.

To make up the leeway in women's education at the Primary level, advantage was taken of the Central Scheme of Assistance to States for expansion of girls education and training of women teachers. Funds were provided for construction of 578 sets of quarters for free residential accommodation of women teacher serving in Rural Elementary Schools and 400 school mothers were appointed in the Primary Schools of the State to look after the convenience of the girl students, to teach them sewing and music and to persuade parents to send their daughters to schools.

The supervisory staff maintained for the inspection and for looking after the education of girls and women in the State was re-organised from July 1960. The post of Inspectress of Schools was upgraded to Deputy Director of Public Instruction (Women's Education) and two posts of District Inspectresses were created in addition to the existing three, with effect from the 1st July 1960.

*V. University Education*—An important development during the year was the introduction of the three-year degree course after the Pre-University Course extending over one year after the High School Certificate Examination. New colleges teaching up to Pre-University classes in Arts and Science were opened at Balasore, Phulbani, Bhanjanagar, Bargarh, Kendrapara and Kalahandi. The college that was opened at Balasore was a college for women. Out of the above six colleges opened during the year under report, the Science College, Phulbani and the Kalahandi Science College provided teaching of Science up to Pre-University standard. The Science College at Phulbani was a Government College and the other five colleges were started by private enterprise.

Besides the six new colleges started during the year, further affiliation was granted to the following existing colleges in certain subjects—

(1) Ravenshaw College .. Commerce at Degree Stage



- (2) Utkal Krushi Maha-vidyalaya. Agronomy, Agricultural Botany and Agricultural Economics at the M. Sc.(Ag.) Course.
- (3) S. C. B. Medical College Post-Graduate Degree Course (M. S., M. D. M. O., M. Sc.) and Post-Graduate Diploma Course.
- (4) B. J. B. College .. English, M. I. L., Economics (pass) History (pass), Oriya (pass) Political Science (pass) and Philosophy (pass) at the Degree stage.
- (5) Khallikote College .. Elements of Commerce at the Pre-University stage.
- (6) M. P. C. College .. Chemistry (pass), Physics (pass) and Mathematics (pass and Hons.) at the B. Sc. stage.
- (7) Bhadrak College .. Science and Commerce at the Degree stage.
- (8) Nirakarpur College .. Arts and Science in the 1st year of the D. C. or Pre-Professional course.
- (9) Christ College .. Physics and Chemistry at the Pre-University stage.
- (10) Stewart Science College Science at the Degree stage
- (11) Sundargarh College .. Science at the Degree stage

All-round improvements were effected in the colleges by means of grants for purchase of furniture, science apparatus, Library books and improvement in buildings. Grants were received by the Utkal University from the University Grants Commission for construction of buildings, purchase of equipment, etc., for the Engineering College and for the teaching departments of the University.

VI. *Miscellaneous* --Under the Scheme 'Education of the Handicaped' a school with 25 stipendary seats was started for blind children in Orissa under the auspices of the State Council for Child Welfare. A sum of Rs. 80,000 was given as grant to State Council for Child Welfare for construction of the building for the blind school during the year under report. Besides, a sum of Rs. 12,200 was given for purchase of equipments, etc., and Rs. 17,300 as securring grant to the said Council.

Under the scheme of Development of Physical Education in the State, a sum of Rs. 2,220 was given to 3 Gymnasiums and another sum of Rs. 13,000 was placed at the disposal of the Secretary, State Youth Welfare Board, Orissa for giving grants in connection with popularisation of sports and games in rural areas. Besides, a sum of Rs. 34,000 was given to the State Youth Welfare Board for organising its different activities.

CHAPTER XIII  
No. 23309-E.  
GOVERNMENT OF ORISSA  
EDUCATION DEPARTMENT

RESOLUTION

*Dated Bhubaneswar, the 22nd September 1962*

READ—The report on the progress of Education in Orissa during the year 1960-61.

*Administration*—Shri B. C. Das was the Director of Public Instructions throughout the year.

The year 1960-61 was the fifth year of the 2nd Five-Year Plan period. This period was marked by a vigorous activity in almost all fields of education in the State. The progress made during the year under report in important fields of Education is briefly indicated as below.

*University Education*—The University Grants Commission approved of the Scheme of the Utkal University for opening of Post-graduate classes in Zoology. Three colleges with Pre-University classes in Arts, two Colleges with Pre-University classes in Science and one college with Pre-University classes in Arts and Science were opened. New classes at degree stage in Science, Arts and Commerce were started in seven colleges and the numbers of existing seats in different classes of different colleges increased. The total number of students in colleges for general education was 10,871 out of which 1,186 were women.

*Secondary Education*—The number of High Schools including Higher Secondary Schools for boys increased from 374 to 415 and for girls from 31 to 35. Thirty new High Schools were admitted to Grant-in-aid and 52 new High Schools were permitted to open classes higher than class VIII.

A new Secondary Training School was opened in Agarpara in Balasore district. The number of M. E. Schools for boys increased from 952 to 1,130 and for girls from 73 to 88.

*Primary Education*—3,500 posts of Primary School teachers were sanctioned during the year under report. A statewide enrolment drive was organised and conducted during the third week of May 1960 in all Primary Schools of the State. The drive proved very successful and the total number of pupils under instruction in Primary Schools of the State increased from 949,858 to 1,262,698 during the year 1960-61.

*Women Education*—Important measures for expansion and improvement of girls' education at various levels were adopted. There were 473,075 girls reading in all types of institutions in the State during the year under report. Facilities for co-education were provided at every stage of education.

The number of recognised educational institutions of all types for boys in the State rose from 23,978 to 26,277 and that of girls from 755 to 1,006. The total number of boy students during the year was 1,202,557 as against 1,011,984 in the previous year and the total number of girl students under instruction was 473,075 as against 325,511 in the previous year.

*Physical Education*—The State High School Athletic Meet was conducted at Cuttack. More High Schools and M. E. Schools were affiliated to Bharat Scouts and Guides Association.

N. C. C. which was started in 1948 continued to function with additional units during the year under report.

*Expenditure*—The total expenditure on education during the year was Rs. 7,29,72,759 out of which Rs. 4,78,94,628 was direct charges. The total direct expenditure incurred in rural areas was Rs. 3,39,65,397.

Government note with pleasure that the progress of work in the Department has been generally satisfactory during the year and they record their appreciation of the work done by the officers and staff of the Education Department.

---

ORDER—Ordered that the Resolution be published in the *Orissa Gazette* and a copy forwarded to Director of Public Instruction, Orissa/Political & Services (Gen.) Department

By order of the Governor

B. VENKATRAMAN

Secretary to Government



GOVERNMENT OF ORISSA

**ANNUAL  
ADMINISTRATION REPORT  
ON THE  
PROGRESS OF EDUCATION IN ORISSA  
FOR THE YEARS  
1961-62 to 1977-78**

**EDUCATION & YOUTH SERVICES DEPARTMENT**

## CONTENTS

Sl. No.	Chapter	Subject	Page
1	Chapter 1	Resolution	1
2	Chapter 2	An over view	2-3
3	Chapter 3	Development of Elementary Education	3—6
4	Chapter 4	Development of Secondary Education	7-8
5	Chapter 5	Development of Higher Education	9
6	Chapter 6	Teacher Education	10
7	Chapter 7	Adult Education	11-12

### ANNEXURES

A. Tables I—IV ... 13—16

B. Graphs V—XIV showing the growth in the number of institutions and enrolment at different stages of education including the Plan Outlay and Non-plan Outlay on General Education.

**ANNUAL ADMINISTRATION REPORT ON THE PROGRESS OF EDUCATION  
IN ORISSA DURING THE YEARS, 1961-62 TO 1977-78**

**Chapter I**

No. 41140-E.Y.S.

**GOVERNMENT OF ORISSA  
EDUCATION & YOUTH SERVICES DEPARTMENT**

---

**RESOLUTION**

---

*Bhubaneswar, the 24th November 1982*

Read—The Annual Administration Report on the progress of Education in Orissa during the years 1961-62 to 1977-78.

With the growth of population the need for expansion of Education in all its stages has been increasing from time to time. Although the rate of such expansion varies from year to year depending on the available resources, Education has developed much during the years from 1961-62 to 1977-78 as briefly reflected in the aforesaid Report.

Government note with pleasure that the progress of work in the Department has been generally satisfactory during the period under report and they record their appreciation of the work done by the officers and staff of the Education & Youth Services Department.

---

ORDER—Ordered that the Resolution be published in the *Orissa Gazette* and copies be forwarded to all Departments of Government/all Heads of Departments/Accountant-General, Orissa/Secretary to the Governor/Secretary to the Chief Minister/Private Secretaries to all Ministers, Ministers of State and Deputy Minister.

By order of the Governor

**S. K. MAHAPATRA**

*Secretary to Government*

## Chapter 2

## AN OVER-VIEW

2.1. This report presents a concise account of the progress of general education in Orissa during the period 1961—78. The year 1961 was a significant landmark in the history of the educational progress in India, since it completed a decade after introduction of the new constitution of the country. It was also the closing year of the Second Five-Year Plan (1956—61), and the beginning of the Third Five-Year Plan. During the latter plan period, the Kothari Commission (1964—66) submitted its Report on the 29th June 1966. This emphasised all the more the need for progress of education in the future plans in India inasmuch as yesterday's educational system will not meet today's and even less so, the needs of tomorrow. Lastly, 1961 was the year of the General Census in India, which provided relevant statistical data for planning the development of education in the country. Although the year 1978 was scheduled as the closing year for the Fifth Five-Year Plan; but under certain unavoidable circumstances it was allowed to continue till 1980.

2.2. Our Constitution prohibits discrimination against and citizen on grounds of race, place of birth, caste, sex, religion, etc. All the same, certain social and economic conditions constitute the main impediments in bringing the children of weaker sections of the Community particularly Scheduled Castes, Scheduled Tribes and girls into schools in large numbers. In I. T. D. A. areas there is Tribal Sub-Plan for the educational development of tribal children and a special component plan is prepared for the development of the school education for the children belonging to the Scheduled Castes. Co-education is not discouraged at any level of education in Orissa. Due to heavy growth of population, every year lakhs of boys and girls attain the school-going age in this State also, and as such there are heavy demands for more schools, more teachers and other facilities at all levels of education. In order to promote enrolment and reduce the drop-out rate, the Government have planned various schemes on incentive programmes for the progress of education. Under this programme, the Government spends large amounts for free supply of reading and writing materials to the poor children, free supply of school dress and award of attendance scholarships to the girls, in addition to the special facilities for the Scheduled Castes and Scheduled Tribes and other weaker sections of people in the State.

2.3. As a result of the planned efforts for development of Education during this period (1961—78), achievements in the State are summarised below : —

TABLE I

*Number of Institutions and their enrolment position during 1960-61 and 1977-78*

Institution type	No. of Schools	1960-61		1977-78		
		Enrolment	Percentage of the corresponding age-group of the population	No. of Schools	Enrolment	Percentage of the corresponding age-group of the population
(1)	(2)	(3)	(4)	(5)	(6)	(7)
Primary ..	21,858	14,29,000	64	32,027	26,08,000	82.6
Middle ..	1,307	1,07,000	9	6,543	4,59,000	26.3
High ..	452	44,000	4.1	2,030	2,45,000	11.5
College ..	29	11,139	0.7	92	79,143	2.6
University }						

## Chapter 3

## DEVELOPMENT OF ELEMENTARY EDUCATION

3.1. The period from 1961—78 covered Three Five-Year Plan periods. The year 1961 was the beginning of the Third Five-Year Plan and 1978 was the closing year of the Fifth Five-Year Plan. Due to some unavoidable circumstances there were two Annual Plans for the years 1978-79 and 1979-80. Towards the close of the Third Five-Year Plan the monumental and epoch-making Report of the Education Commission (1964—66) was published. This Report gave detailed guide-lines on educational policies and Principles, school plans, educational administration and supervision at various levels of education in the country. This also guided the developmental process of education in the State of Orissa. The year 1978 was almost the closing year of the Third Five-Year Plan and it was the starting point for development of elementary education under planned programmes for over one and a half decades.

3.2. By the end of the financial year 1960-61 there were 21,858 Primary Schools (21,606 for boys and 252 for girls) with 14.29 lakh students (9.89 lakh boys and 4.40 lakh girls) on the rolls and they were being taught by 37,328 teachers (36,514 men and 814 women) in this State. Subsequently the number of Primary Schools came up to 25,077 with 17.49 lakh students and 49,444 teachers by the year 1956—66. This quinquennial growth indicates that the increase in the number of schools was 14.75 per cent with an increase of students of 23.39 per cent and teachers of 32.45 per cent. In other words, on an average, the opening of Primary Schools, per year was 644 with 0.64 lakh students enrolled and 2,423 teachers appointed.

3.3. By the year 1977-78, the number of primary schools in the State rose to 32,027 with 82.6 lakh students and 75,900 teachers. By the year 1979-80 the number of primary schools reached 32,603 with an enrolment of 82.8 lakh students and 78,319 teachers. Thus, the number of teachers at the primary stage in 1977-78 was more than double as compared to the corresponding figure in the year 1960-61. The percentage of trained teachers in the primary schools of Orissa, was 39 in 1960-61 which reached 77.4 per cent in 1977-78.

3.4. The number of middle schools in 1960-61 was 1,307 with 1.07 lakh students on the rolls and the number of teachers was 5,587. By the end of the Third Five-Year Plan (in 1965-66) the number of institutions at the middle school stage was raised to 3,310 with 2.51 lakh students and 11,401 teachers. The progress was encouraging as the number of institutions, size of enrolment and the number of teachers stood at more than double in each case during a period of only five years during the Third Plan. By the year 1977-78 the number of middle schools increased from 1,307 to 6,543 which was more than five times of that in the year 1960-61. The number of teachers in such schools increased from 5,587 in 1960-61 to 21,408 in 1977-78. The percentage of trained teachers in the middle schools was 40 in 1960-61 which increased to 45 per cent in 1977-78 and as such the pupil-teacher ratio which was 19:1 in 1960-61 came to 21:1 in 1977-78. By the end of the financial year 1979-80 (the beginning of Sixth Plan Period), the number of institutions stood at 7,007 with 5.43 lakh students on the roll and 23,254 teachers. Here also the percentage of trained teachers in the middle schools rose from 54 in 1977-78 to 56 per cent in the year 1979-80.

3.5. In order to assure literacy and to raise the percentage of universalisation of elementary education in the age-group 6—11 a number of existing L. P. Schools were upgraded to U. P. Schools and also to encourage universalisation in the age-group 11—14, a number of existing U. P. Schools were upgraded to middle schools together with the opening of new P. S. M. E. Schools in the State right from the beginning of the Third Plan Period (1961—66).



3.6. The enrolment in classes I—V was 14.29 lakhs (boys and girls) in 1960-61 with a percentage of 64 to the total child population in the age-group 6—11. In 1977-78 it rose to 26.08 lakh students and the percentage of this enrolment was 82.6 to the total child population in the said age-group. In 1979-80 such percentage has come up to 82.8 to the total child population in this age-group.

3.7. The enrolment position in classes VI—VIII was 1.07 lakhs (boys and girls) in 1960-61 and the percentage of enrolment to the total child population in the age-group 11—14 was 9 only in the said year. By the end of the Third Five-Year Plan (1965-66) the enrolment at this stage increased from 1.07 lakhs to 2.51 lakhs which is more than double of the enrolment during 1960-61. This enrolment position has gone up to 3.28 lakh students by the middle part of the Fourth Five-Year Plan period in 1968-69 with a percentage of 22.6 enrolment in classes VI—VIII to the total child population in the age-group of 11—14. But by the year 1977-78, the enrolment at this stage has come up to 4.59 lakh students which forms 26.3 per cent of the total child population in this age-group. In brief the percentage of enrolment of students in classes VI—VIII has gone from 9 per cent of the child population in 1960-61 to 26.3 per cent of enrolment at this stage in the year 1977-78.

3.8. Taking the enrolment of Primary School students and teachers in position at this stages (Classes I—V : age-group 6—11) in 1960-61 into consideration it was found that the pupil-teacher ratio was 38:1. It became 34:1 in 1965-66 and further it came down to 33:1 in 1973-74 and in 1977-78 it again came up to 35:1, which again stood at 34:1 till 1979-80.

3.9. The pupil-teacher ratio in the middle school stage was 19:1 in the year 1960-61 which continued as such till the year 1973-74. Only in 1977-78 this pupil-teacher ratio changed to 21:1 and it has not yet remarkably changed.

3.10. In spite of careful planning and strict implementation of plan schemes, the children at the elementary level of education of the State, both at Primary and middle stages, leave school before completion of the normal period of schooling. This has become a serious concern both for the educationists and administrators and the Government are keen to take steps to curb this huge drop-out position of students with a view to implement the programme of Universalisation of elementary education in the State.

3.11. The drop-out position in classes I—VIII, i. e., in the age-group 6—14 stood at 79.3 per cent in 1960-61 and had gone up to 84.2 per cent in 1977-78. This means that only 16 children, out of every 100 children enrolled, in the age-group 6—14 are retained up to the class VIII to complete the elementary stage of education.

In other words, 84 children out of every hundred in this age-group go to swell the size of school leavers at this stage. This alarming drop-out rate is to be curbed in order to meet the target scheduled for universalisation of elementary education in the State.

3.12. Looking at the Statistics of expenditure under heads of plan outlay and non-plan outlay on Elementary Education from 1960-61 onwards it is found that the total Plan-outlay for elementary (Primary Plus Middle) education during the Third Five-Year Plan (1961—66) was Rs. 1079.17 lakhs. It was 72 per cent of the total outlay on Education under the plan head and the total non-plan outlay on Elementary Education was Rs. 149.42 lakhs. This was 58.3 per cent of the total non-plan outlay on education.

3.13. The total Plan-outlay during the Third Plan was 72 per cent of the total outlay on education. During the First Five-Year Plan the total Plan outlay was 96.27 lakhs (59 per cent), and during the Second Plan it was Rs. 259.19 lakhs, which forms a reduced percentage of 47 per cent of the total Plan outlay on education during 1956—61. During the Fourth Five-Year Plan the total plan outlay on elementary education was Rs. 759.84 lakhs (51 per cent) which was enhanced to Rs. 1527.00 lakhs during the Fifth Five-Year Plan (1974—78) which formed 59 per cent of the total plan outlay on education of the State.

3.14. Under the head non-plan outlay the percentage of allotment for Elementary Education to the total non-plan outlay on education was on a gradual increase from the very beginning of the Plan period. During 1960-61 it was 58.3 per cent of the total non-plan outlay on education, but by the end of the Third Five-Year Plan (1965-66), this percentage came to 63.8. The percentage of non-plan outlay on elementary education to the total non-plan outlay on education was the maximum by the beginning of the Fourth Five-Year Plan (1973-74) and it was 65.2 per cent of total non-plan outlay on education. By the closing year of the Fourth Plan period, it again came down to 61.0 per cent. This sort of fluctuation in the allotment of money appears to be detrimental to the plan progress of education at various levels.

3.15. During the years between the Third and Fourth Five-Year Plan the plan money spent on elementary education was 309.64 lakhs, which formed 54 per cent of the total plan outlay on Education. For the Fourth Plan Period the total amount spent on Elementary Education under plan head was Rs. 759.84 lakhs, which was only 51 per cent of the total plan outlay on education. Thus the total amount spent during these years came to 1069.48 lakhs which was less than that of the plan amount spent on elementary education during the Third Five-Year Plan period (Rs. 1079.17 lakhs). This had adverse effect on the progress of education at various stages—coming to the non-plan expenditure during 1968-69, 1969-70 and 1973-74, Rs. 1010.11 lakhs, Rs. 1185.91 lakhs and Rs. 1834.64 lakhs respectively were spent which was more than 64 per cent of the total non-plan outlay on education in these years. The total amount of money under non-plan head spent during these three years mentioned above (Rs. 4035.66) lakhs was less than the amount spent on the non-plan head during 1977-78 which was Rs. 4049.36 lakhs and this amount was only 61 per cent of the total non-plan outlay on Education during the year. This shows that both Plan and non-Plan outlays were continuously growing to meet the expenditures on the development of elementary education right from 1960-61 to 1977-78.

3.16. There were two General Census operations (1961 and 1971) during the period under report which indicated a very high percentage of illiteracy in Orissa. The table below reveals the percentages of literacy districtwise together with the rate of growth of literacy during 1961—71 as follows :—

*Percentage of literacy in different districts of Orissa with rate of growth of literacy (1961—71)*

Sl. No.	Name of the district	Percentage of literacy		Rate of growth of literacy 1961—71
		1961	1971	
(1)	(2)	(3)	(4)	(5)
1	Balasore ..	29.5	33.7	14.3
2	Balangir ..	14.6	19.9	36.5
3	Cuttack ..	29.8	36.4	22.2
4	Dhenkanal ..	23.5	27.3	18.4
5	Ganjam ...	21.3	24.4	14.5
6	Kalahandi ..	11.5	13.9	20.3
7	Keonjhar ..	17.7	21.3	20.3
8	Koraput ..	8.1	10.6	30.0
9	Mayurbhanj ..	14.2	18.1	27.3
10	Phulbani ..	17.7	19.8	11.9
11	Puri ..	29.5	35.3	19.8
12	Sambalpur ..	22.9	27.1	18.3
13	Sundargarh ...	19.7	26.5	34.3

The Table above indicates that the district of Koraput has the lowest percentage of literacy (8.1 percentage and 10.6 percentage) in both the census operations (1961 and 1971). The districts of Kalahandi (11.5 per cent and 13.9 per cent), Mayurbhanj (14.2 per cent and 18.1 per cent) and Balangir (14.6 per cent and 19.9 per cent) show that more than 80 persons in every hundred are illiterates. This requires that the growth of literacy should be enhanced to reach the target of universal literacy. From this Table it can be found that the rate of growth to literacy during 1961—1971 is also encouraging since Balangir records the highest rate of literacy among all the districts and Koraput which goes on record as the lowest literacy district also comes with a nearer rate of growth of literacy (30.0) to the other two with higher rates of growth of literacy, viz. Balangir (36.5) and Sundergarh (34.3). It is interesting to note that the coastal districts of Cuttack, Puri and Balasore which come with much higher percentages of literacy than all other districts, show comparatively lower rate of growth of literacy during the 1961—71. This speaks of special efforts made in the case of weaker districts in this regard.

## Chapter 4

## DEVELOPMENT OF SECONDARY EDUCATION (1961—78)

4.1. The number of High Schools in the State was 452 (418 Boys and 34 girls) by the year 1960-61. By the end of the Third Five-Year Plan the number of High Schools increased to 1,028 (936 Boys and 92 girls). The increase in number comes to 576 during the 3rd Five-Year Plan period. On an average it comes to an increase of 115 High Schools per year. The growth was 125 per cent during the Third Plan period. By the year 1977-78, the number of High Schools has come up to 2,030 which is more than four times the number of High Schools in 1960-61. In other words as a result of planned development, the number of High Schools in the State (1028 in 1961) has been almost doubled by the close of the Fifth Five-Year Plan (1977-78).

4.2. During 1960-61, the number of teachers in the existing 452 High Schools was 4,823 (4,448 men and 375 women). But by the end of the Third Five-Year Plan, the number of teachers went up to 19,299 (8,512 men and 737 women), which is almost the double the number of teachers that were there in 1960-61. During the interim Annual Plan years (1971—74 the number of teachers also steadily increased and it reached 16,059 by the beginning of the Fourth Five-Year Plan. By the year 1977-78, the number of teachers in the existing 2,030 High Schools of the State reached 20,670. On an average, the growth in the number of teachers per school comes to 10, irrespective of size of the school. Still majority of the non-Government High Schools go under-staffed as per the yard-stick of standard staff for High Schools.

4.3. Growth in the number of High Schools as well as teachers has caused a steady rise in the enrolment of student population in the age-group 14—17. Right in the year of independence (1947-48) the total student population in the then existing 106 High Schools was 0.15 lakhs which was 1.6 per cent of the total population in age-group 14—17. After the first two Five-year Plan periods, i.e. 1960-61, the enrolment was almost trebled to 0.44 lakhs which came to 4.1 per cent of the total population in the relevant age-group. By the close of the Third Five-Year Plan in 1965-66 the enrolment rose to 1.01 lakhs which was 7.5 per cent of the total population in the relevant age-group. A remarkable progress in the enrolment was effected in the middle of the Fourth Plan. That is in 1968-69 the enrolment in the then existing 1,437 High Schools came to 1.51 lakhs (11.5 per cent of total population in the concerned age-group) and in 1969-70 1.71 lakhs students were enrolled in 1,543 High Schools of the State, which was 12.6 per cent of the total population in the 14—17 age-group. After the close of the Fourth Five-Year Plan (1971), there were three Annual Plans in the three consecutive years and in 1973-74 it was found that in the existing 1,858 High Schools 1.94 lakh students were enrolled which came to 13.0 per cent of the total population in the relevant age-group. The Fifth Five Year Plan commenced in the year 1974 and continued till 1978 and this was practically a four year plan and by the end of the said plan period in 1977-78, the number of schools rose to 2,030 which was almost five times the number of schools in 1960-61. The enrolment in these High Schools came to 2.45 lakhs which was again more than five times the enrolment in 1960-61 (0.44 lakhs) which was 14.5 per cent of the total population of the State in the age-group of 14-17.

4.4. Taking the enrolment position in the age-group 14—17 and the teachers in High Schools of the State into consideration, it is found that pupil-teacher ratio just after the achievement of independence was 9.9:1. But this ratio came down to 9.1:1 by the close of the Third Five-Year Plan in 1960-61. In 1965-66, the pupil-teacher ratio rose to 10.8:1 which almost continued to be the same till the year 1969-70. At the beginning of the Fifth Five-Year Plan in 1973-74, this ratio stood at 12.1:1 and it came down to 11.8:1 by the close of the Fifth Five-Year Plan in 1977-78.

4.5. At the dawn of independence in 1947-48, the ratio between High Schools and Middle Schools in the State was 1:2.7. In other words, one High School was, on an average, accommodating the students passing from more than two Middle Schools. But by the year 1960-61 each High School in the State was enrolling students passing almost from three Middle Schools, the ratio between High Schools and Middle Schools being 1:3.2. By the close of the Third Five-Year Plan in 1965-66, every High School in the State came to accommodate students passing from more than three Middle Schools (the ratio being 1:3.2). This ratio gradually decreased to 1:2.7, 1:2.6 and 1:2.5 respectively during the years 1968-69, 1969-70 and 1973-74 and in 1977-78, the ratio between High Schools and Middle Schools came to 1:3.1.

4.6. The total plan outlay on Secondary Education in the State was the 25.34 lakhs in the First Plan period (1951—56) which was only 15 per cent of the total plan outlay on General Education. During the Second Five Year Plan period the plan outlay rose to Rs. 114.48 lakhs which was 20 per cent of the total plan outlay on General Education. But during the Third Plan period, the plan outlay on Secondary Education was more than trebled. It was Rs. 388.13 lakhs which was 28 per cent of the Total Plan outlay on General Education during the Third Plan. This was the highest amount under plan-head compared to that in the various plan periods. During the Fourth Five-Year Plan period it was reduced to Rs. 282.94 lakhs, which was 20 per cent of the total plan outlay on General Education. Again the plan outlay on Secondary Education during the Fifth Five-Year Plan (4 years) was reduced to Rs. 254.00 lakhs which was only 10 per cent of the total plan outlay on General Education. As a result development at the level of Secondary Education was not so remarkable as it was there during the First Three Five-Year Plan periods.

4.7. Excluding Games, Sports, Training and Administration and Supervision, the total outlay on Secondary Education under Non-Plan head was Rs. 12.06 lakhs in the beginning of the year (1950-51) of the plan period in the country, which was 8.0 per cent of the total non-plan outlay on education in the State. During 1960-61 it came to Rs. 22.53 lakhs. (8.8 per cent of the total non-plan outlay) and by the close of the Third Five-year Plan period in 1965-66, the non-plan outlay on Secondary was increased to Rs. 61.83 lakhs (9.8 per cent of the total non-plan outlay). But during the year 1968-69 the non-plan outlay on Secondary Education came to Rs. 166.60 lakhs (10.7 per cent of the total non-plan outlay), Rs. 236.97 (12.8 per cent of the total non-plan outlay) during 1969-70 and by 1973-74, the non-plan outlay on Secondary Education was increased to Rupees 450.40 lakhs (15.9 per cent of the total non-plan outlay on Education). This was an Annual Plan in the State. But by the year 1977-78 the closing year of the Fifth Five-Year Plan the non-plan outlay on Secondary Education was almost double of that of the year 1973-74. It was increased to Rupees 876.93 lakhs which was 14.1 per cent of the total non-plan outlay on Education in the State for that year. Higher outlays have been allocated to the Elementary Section of Education than to the Secondary Section.

## CHAPTER 5

## DEVELOPMENT OF HIGHER EDUCATION (1960-61 TO 1977-78)

5.1. The rate of progress of Higher Education in the State was remarkable since independence of the country in general and in the subsequent period of Planned development from 1961—78 in particular. Statistical returns reveal that by the year 1947-48, there were 12 colleges (mixed 11 and women 1) and one University (Utkal) in the State. The number of colleges increased to 29 (mixed Colleges 25 and 4 Women) by the end of the 2nd Five Year-Plan period i. e. 1960-61. But by the close of the Third Five-year plan i. e. in the year 1965-66, the number of colleges came to 62 (mixed colleges 55 and 7 Women). During the Fourth Plan period in the year 1968-69, the number of colleges rose to 72 (mixed 64 and Women 8). To cope with the rising demand for higher education in the State, two more Universities viz., the Berhampur University and the Sambalpur University were established. In the year 1969-70 the number of colleges came to 77 (mixed 69 and women 8). There were three Annual plan periods from 1971—1974 and in the year 1973-74, the number of colleges was found to be 85 (mixed 77 and women 8). By the end of the year 1977-78, the number of colleges came to 92 (mixed 82 and women 10). The number of universities which continued to function by the end of the year 1977-78 was four including Orissa University of Agriculture and Technology.

5.2. The enrolment in the colleges stood at 4,104 in the Year 1947-48 and it increased to 11,139 during the year 1960-61 in Arts, Science and Commerce streames, which formed 0.7 per cent of enrolment of the total population in the age-group of 17—22. The said student-strength was more than double during the third plan period and it came to 23,458 in the year 1965-66 which was 1.7 per cent of the total population in the age-group 17—22 and this percentage of enrolment continued till the year 1969-70 in which year the total enrolment increased to 41,790. After the 3 Annual plans in 1973-74 the enrolment position rose to 62,620 which was 2.0 per cent of the total population in the relevant age-group and it came to 79,143 during the year 1977-78 which was only 2.6 per cent of the total population in the age-group 17—22.

5.3 The number of teachers in colleges (Arts, Science and Commerce) was 268 (251 men and 17 women) just after independence during the year 1947-48 and it increased to 656 (596 man and 60 woman) in 1960-61. By the close of the Third Five-Year Plan (1965-66) the number of teachers in colleges stood at 1,532 (1,362 men and 170 women). During the Fourth Plan period the number of teachers in the college increased with the swelling of enrolment and the former was 3,097 during 1973-74. After the four year period of the Fifth Five-Year plan, in 1977-78 the number of teachers came to 4,027.

5.4 The total plan outlay on Higher Education was Rs. 5.55 lakhs during the 1st Five-Year Plan which was 3.2 per cent of the total plan outlay on General Education. In the Second plan the plan outlay on Higher Education was 140.40 lakhs which formed 2.5 per cent of the total plan outlay on General Education. This plan outlay came to Rs. 261.69 lakhs (18.0%) during the Third plan period and Rs. 323.13 lakhs (23.0%) during the Fourth Five-Year Plan period. In the 5th plan period which continued from 1974-75, the plan outlay on Higher Education came to Rs. 598.19 lakhs forming 23.2 per cent of the total plan outlay on General Education.

5.5. As regards the non-plan outlay on Higher Education a sum of Rs. 25.54 lakhs was allocated during the year 1960-61 and this amount formed 9.9 per cent of the total non-plan outlay on Education. By the close of the Third Plan period in 1965-66 the non-plan outlay on Higher Education came to Rs. 56.31 lakhs which was 8.9 per cent of the total non-plan outlay on Education. During the Fourth Plan period in 1968-69 the non-plan outlay on Higher Education rose to Rs. 226.57 lakhs (12.2% of the Education outlay) and to Rs. 338.56 lakhs forming 12.0 per cent of the total outlay on education during 1973-74, But during the 5th Five-Year Plan period the non-plan allocation on Higher Education was increased to Rs. 845.00 lakhs which formed 13.0% of the total non-plan outlay on General Education.

## CHAPTER 6

## TEACHER EDUCATION

6.1. With a view to preparing teachers for various schools in different stages of general education, there were different teachers' training institutions. These institutions were generally of four categories (1) Training Colleges having B.Ed. and M.Ed courses, (2) Secondary Training Schools (C. T. Schools) (3) Elementary Training Schools (E. T. Schools) and (4) Other training institutions, viz., Hindi Training Colleges/Institutes, Sanskrit Colleges, Physical Training Colleges and Arts and Craft Training Institutions.

6.2. For pre-service and inservice training of teachers, there was only one Training College, i. e., the Training College, Cuttack with an intake capacity of 64 trainees by the year of Independence (1947-48), which subsequently in 1950-51 was renamed as Radhanath Training College, Cuttack. The Government Training College grew to 6 with an intake capacity of 908 trainees by the year 1977-78. Radhanath Training College, Cuttack, Regional College of Education, Bhubaneswar, Government Training College, Sambalpur provide M. Ed. Course. Besides, SCERT., Bhubaneswar and Ravenshaw College, Cuttack are affiliated for M. A. course in Education.

6.3. In Orissa there are Secondary Training Schools where Matriculate and Intermediate candidates are eligible to undergo training. By the year 1977-78 there were 68 Secondary Training Schools and this number has come up to 73 subsequently excluding Hindi Training Institutes. In 1978-79 there were 5,688 trainees with 468 scheduled caste candidates and 423 scheduled tribe candidates. The successful candidates are required to teach in High, Middle and Primary Schools.

6.4. In order to ensure better standard of education, Matriculation was taken as the minimum qualification for Primary School Teachers and as such, Elementary Training Schools in which non-matric candidates were trained were not much in demand and a number of them were established. Still the non-matric teachers who were already in service but not trained were required to undergo this Elementary Training. For this seven Elementary Training Schools continued till 1978. Out of these, two at Umakote and Bisamakatak provide regular courses and five provide condensed courses. The regular Elementary Training Schools provided two year course and candidates had to undergo training with stipends at the rate of Rs. 45.00 p. m. The condensed courses provided a short course training for 3 months to the candidates with their long teaching experience and they were allowed to draw their salaries as trained teachers while completing the training course.

6.5. The Hindi Training Institute at Cuttack and Bhubaneswar provided ten-month course to candidates who had passed Kovid Examination in Hindi and High School Certificate Examination. These institutions imparted a content-cum-methodology course in Hindi. The subjects were Hindi language and literature, educational psychology and methods of Hindi teaching. The Institution at Cuttack was run by the Government of Orissa and the institution at Bhubaneswar was financed by the Central Government. The Government School of Arts and Crafts at Khallikote provided training for Craft Teachers for Secondary Schools. The College of Physical Education at Cuttack continued to impart training to those who want to enter as Physical Education Teachers in Secondary Schools.

## Chapter 7

## ADULT EDUCATION

7.1. Adult literacy was taken up by the State Government as a regular social educational programme in the year 1949. This programme is looked after by the Education and Youth Services Department as well as the Community Development Department. The programme now is administered at the State headquarters by an Additional Director of Public Instruction who is assisted by a Deputy Director. At the district level, each district has a District Organiser of Adult Education (D. O. A. E.) to look after the normal literacy programme. The main thrust of the programme was to upgrade the socio-economic status of the illiterates through education. Thus the programme does not contain only the schemes to spread literacy among the illiterate adults but also includes a programme through which functional skill and awareness are promoted among the beneficiaries of the scheme.

7.2. Under the programme of normal literacy there are 50 literacy centres in each district where 20 adults in each enrolled for a period of 6 months. Generally Primary School teachers work as part-time instructors and they are paid some additional remuneration. The following shows the position in 1977-78 about Normal Adult Literacy Programme in the State:—

(a) Number of districts covered	..	13
(b) Number of blocks covered	..	22
(c) Number of centres	..	650
(d) Number of adults enrolled	..	19,500

7.3. The Farmers Functional Literacy Programme, fully assisted by the Central Government was launched in the year 1970-71 and is being implemented in six districts of the State, namely Balasore, Ganjam, Kalahandi, Keonjhar, Puri and Sambalpur. Under this programme in each district 120 centres are functioning, in each of which 30 adults are enrolled for 10 months. Thus in the entire State 720 centres were functioning during 1978-79 with a provision of 30 learners per centre such that 21,600 adults are provided with education facilities who are mostly farmers or agricultural labourers. During the scheduled period of ten months the adult learners are exposed to literacy skills as well as rudimentary knowledge of modern farming skill with a view to helping them to increase their productivity and hence uplift their economic standard. For organising these centres in the aforesaid districts project officers have been appointed. These project officers have a number of activities, i. e. (a) Identification of instructors (b) identification of centres, (c) organisation of training programme for the instructors and (d) liaison with other developmental functionaries like village level agricultural workers, health workers, veterinary stockmen, etc. For supervision of centres a cluster of 10 centres was supervised by a part-time supervisor with a monthly honorarium of Rs. 50 00. The Instructors are also paid an honorarium of Rs. 50 00 P. M. for such centres. The adult learners are provided with free reading and writing materials and also the centres are provided with contingent expenditure for illumination as those centres are organised in evening hours.

7.4. The literacy drive under the Non-Formal Education Programme for the age-group 15—35, was launched in the year 1976-77. This programme was organised in six districts of the State on matching basis. Funds for three districts namely, Balasore, Puri and Sundargarh are provided by Government of India whereas State Government finance to this programme in three districts of Dhenkanal, Kalahandi and Mayurbhanj. In each of these districts 100 centres were opened with a provision of accommodating 30 learners per district. Thus in the State, 600 centres have been opened through which 18,000 adults were educated. These programmes are supervised by the Project Directors appointed at



district level. It may be mentioned here that the programme for the districts of Balasore, Kalahandi and Puri were looked after by the same Project Officers who were appointed for the Farmers' Functional Literacy Programme. And for the districts of Dhenkanal, Mayurbhanj and Sundargarh three Project Officers were appointed. The role and responsibility of these Officers are identical to that of the project Officers under Farmers' Functional Literacy Project. The Instructors for such centres were also provided with an honorarium of Rs. 50 per month and the centres are provided with lighting expenses, free textual materials as writing materials. A cluster of 10 centres was supervised by part time supervisors with a monthly honorarium of Rs. 50.00. The following details show the position in 1977-78 and actuals in 1978-79 :

<i>1. Farmers' Functional Literacy</i>		1977-78	1978-79
(a) Number of districts covered	..	5	6
(b) Number of Blocks covered	..	42	60
(c) Number of Centres opened	..	300	720
(d) Number of persons enrolled	..	9,000	21,600
<i>2. Non Formal Education Programme</i>			
(a) Number of districts covered	..	4	6
(b) Number of Blocks covered	..	12	18
(c) Number of Centres opened	..	400	600
(d) Number of persons enrolled	..	12,000	18,000

**ANNEXURE A**  
**General Education in Orissa (1961—78)**

**TABLE I**  
*Development of Educational Institutions (1960-61—1977-78)*

Items	1960-61	1962-63	1963-64	1965-66	1967-68	1968-69	1969-70	1970-71	1973-74	1976-77	1977-78
(1)	(2)	(3)	(4)	(5)	(6)	(7)	(8)	(9)	(10)	(11)	(12)
<b>1. Number of Primary Schools</b>											
Boys ..	21,606	23,580	23,948	24,810	26,116	26,117	26,303	27,481	31,573	31,458	31,811
Girls ..	252	252	254	267	269	264	251	247	249	229	216
Total ..	21,858	23,832	24,202	25,077	26,385	26,381	26,554	27,728	31,822	31,687	32,027
<b>2. Number of Middle Schools</b>											
Boys ..	1,212	1,903	2,218	2,983	3,606	3,811	3,985	4,134	4,585	6,324	6,469
Girls ..	95	170	224	327	386	70	62	59	58	59	74
Total —	1,307	2,073	2,442	3,310	3,992	3,881	4,047	4,193	4,643	6,383	6,543
<b>3. Number of High Schools</b>											
Boys ..	418	615	696	936	1,146	1,262	1,359	1,469	1,654	1,762	1,825
Girls —	34	55	65	92	138	175	184	196	204	209	205
Total —	452	670	761	1,028	1,284	1,437	1,543	1,665	1,858	1,971	2,030
<b>4. Number of Colleges</b>											
Men ..	25	..	..	55	62	64	69	73	77	82	82
Women ...	4	..	..	7	7	8	8	8	8	10	10
Total ..	29	..	..	62	69	72	77	81	85	92	92

TABLE II

## Districtwise Information on General Education in Orissa (1977-78)

Sl. No.	Name of district	Projected population 1977 (in '000)	Institutions and Enrolment for General Education											
			No. of Institutions	Primary		No. of Institutions	Middle		No. of Institutions	Secondary		No. of Institutions	Collegiate	
				Enrolment in Classes (I—V) in '000			Enrolment in Classes (VI—VIII) in '000			Enrolment in Classes (IX—XI/XII) in '000			Enrolment	
				Boys	Girls		Boys	Girls		Boys	Girls		Men	Women
(1)	(2)	(3)	(4)	(5)	(6)	(7)	(8)	(9)	(10)	(11)	(12)	(13)	(14)	(15)
1	Balasore	2,105	2,287	163	101	818	38	18	260	21	6	7	7,668	684
2	Balangir	1,453	2,299	89	47	332	12	3	82	7	1	5	2,069	569
3	Cuttack	4,402	4,838	308	63	1,420	80	40	535	50	18	18	17,049	2,504
4	Dhenkanal	1,488	1,819	89	87	413	21	8	113	11	3	5	3,209	463
5	Ganjam	2,638	3,082	173	32	441	30	10	153	18	4	10	6,520	825
6	Kalahandi	1,338	1,891	83	37	219	10	2	64	5	1	1	704	212
7	Keonjhar	1,099	1,380	62	64	337	12	4	93	7	2	2	2,062	73
8	Koraput	2,350	3,904	143	53	317	11	4	67	6	2	5	1,771	191
9	Mayurbhanj	1,649	2,195	103	..	485	20	8	145	12	3	6	3,923	507
10	Phulbani	715	1,652	52	28	174	5	2	35	3	1	1	512	35
11	Puri	2,692	2,539	186	118	691	43	20	232	24	9	14	11,070	4,280
12	Sambalpur	2,122	2,639	129	77	568	27	10	141	14	5	12	5,870	2,297
13	Sundargarh	1,185	1,505	76	45	328	14	7	111	8	4	6	2,604	1,462
	Orissa	25,236	32,030	1,656	752	6,543	323	136	2,031	186	59	92	65,031	14,112

TABLE III

*Teachers in the Institutions for General Education in Orissa 1977-78*

Sl. No.	Stages of Education	Number of Teachers		Total
		Men	Women	
(1)	(2)	(3)	(4)	(5)
<b>1</b>	<b>Primary School Stage (Primary Schools &amp; Primary Schools in Middle and High Schools).</b>			
	(a) Trained ..	54,421	4,321	58,742
	(b) Un-trained ..	15,419	1,739	17,158
	<b>Total ..</b>	<b>69,840</b>	<b>6,060</b>	<b>75,900</b>
<b>2</b>	<b>Middle School Stage (including Middle Sections of High Schools).</b>			
	(a) Trained ..	10,223	1,300	11,523
	(b) Un-trained ..	9,551	334	9,885
	<b>Total ..</b>	<b>19,774</b>	<b>1,634</b>	<b>21,408</b>
<b>3</b>	<b>High School Stage (excluding teachers for Primary &amp; Middle Sections).</b>			
	(a) Trained ..	11,901	2,027	13,928
	(b) Un-trained ..	6,143	599	6,742
	<b>Total ..</b>	<b>18,044</b>	<b>2,626</b>	<b>20,670</b>
<b>4</b>	<b>Higher Education</b>			
	(a) Colleges ..	3,174	597	3,771
	(b) University Teaching Departments.	232	24	256
	<b>Total ..</b>	<b>3,406</b>	<b>621</b>	<b>4,027</b>

TABLE IV

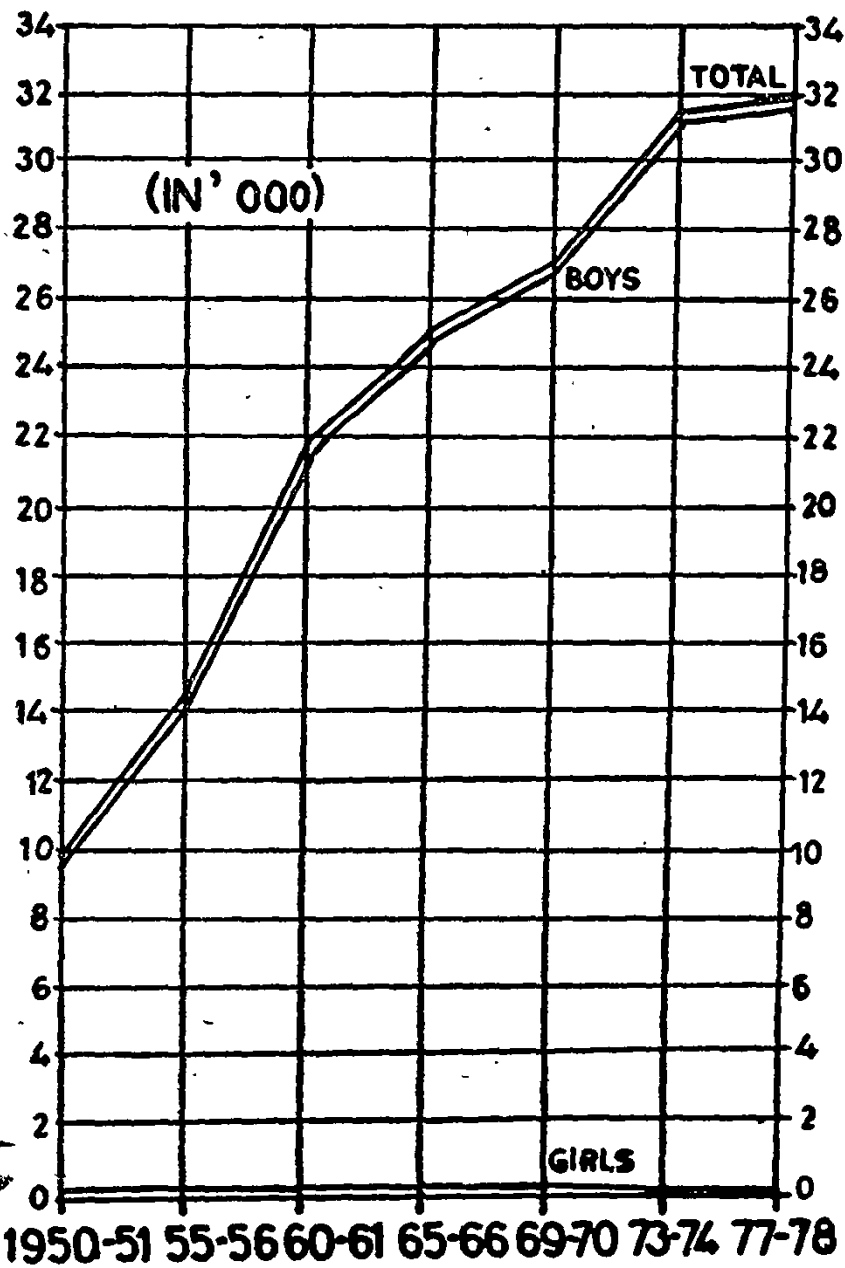
*Literacy Rates for the Scheduled Caste and Scheduled Tribe population as compared to that for general population in Orissa during 1961 and 1971.*

(According to the Census Report)

Sl. No.	Population	Literacy Rate 1961			Literacy Rate 1971		
		Male	Female	Total	Male	Female	Total
(1)	(2)	(3)	(4)	(5)	(6)	(7)	(8)
1	General Population	34.7	8.6	21.7	38.3	13.9	26.2
2	Scheduled Caste Population.	19.8	3.4	11.6	26.0	5.2	15.6
3	Scheduled Tribe Population.	13.0	1.8	7.4	16.4	2.6	9.5

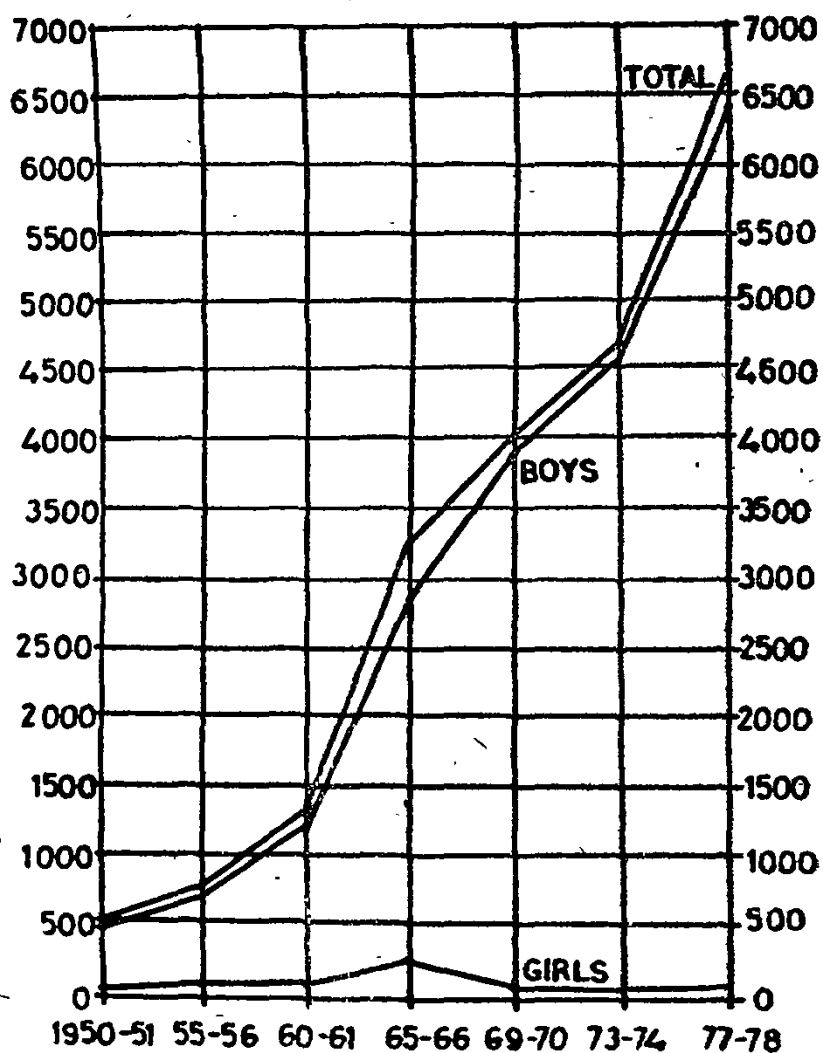
# ANNEXURE - (B) V

## GROWTH IN NUMBER OF PRIMARY SCHOOLS IN ORISSA



# VI

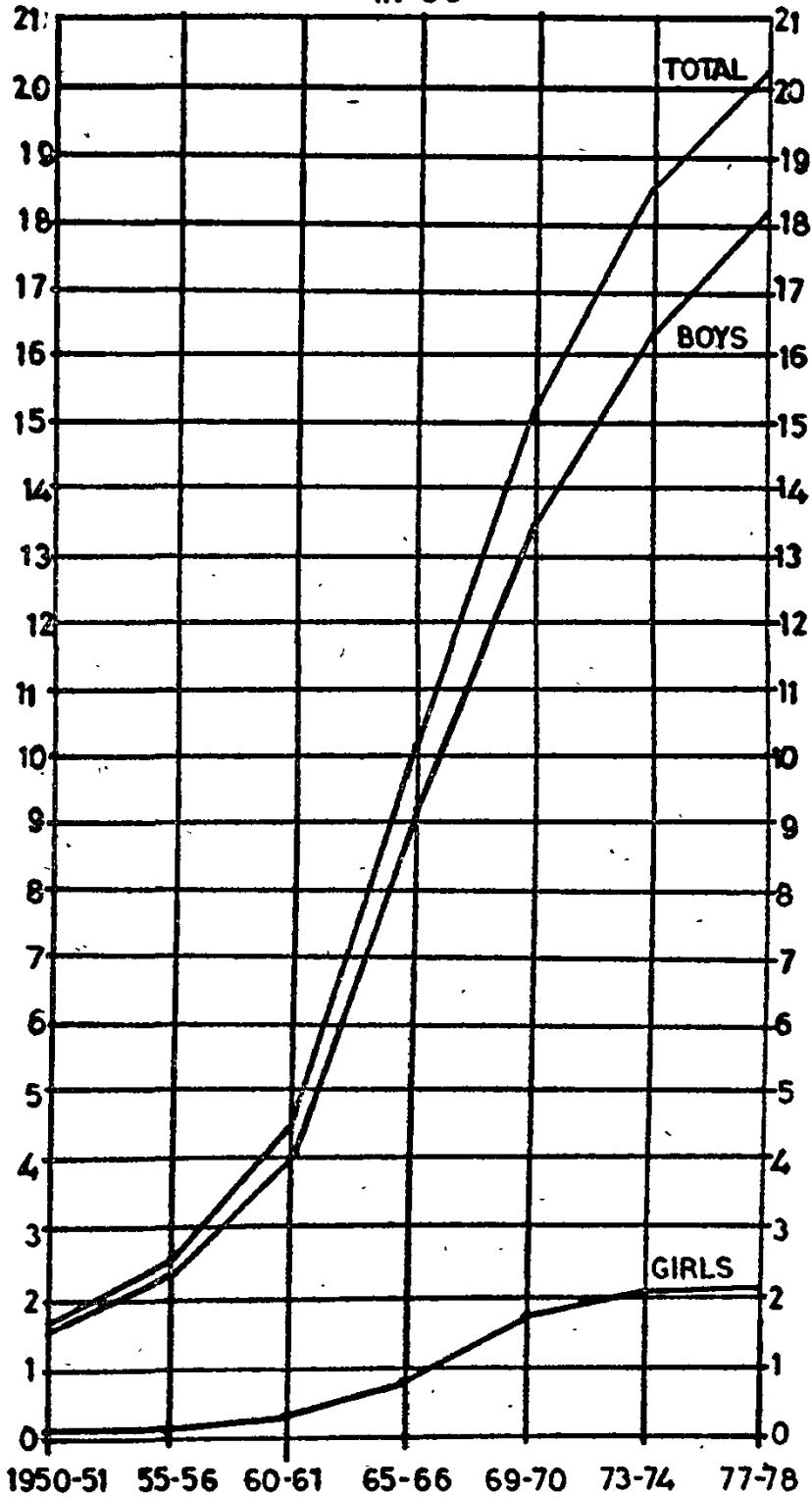
## GROWTH IN NUMBER OF MIDDLE SCHOOLS IN ORISSA



# VII

## GROWTH IN NUMBER OF HIGH SCHOOLS IN ORISSA

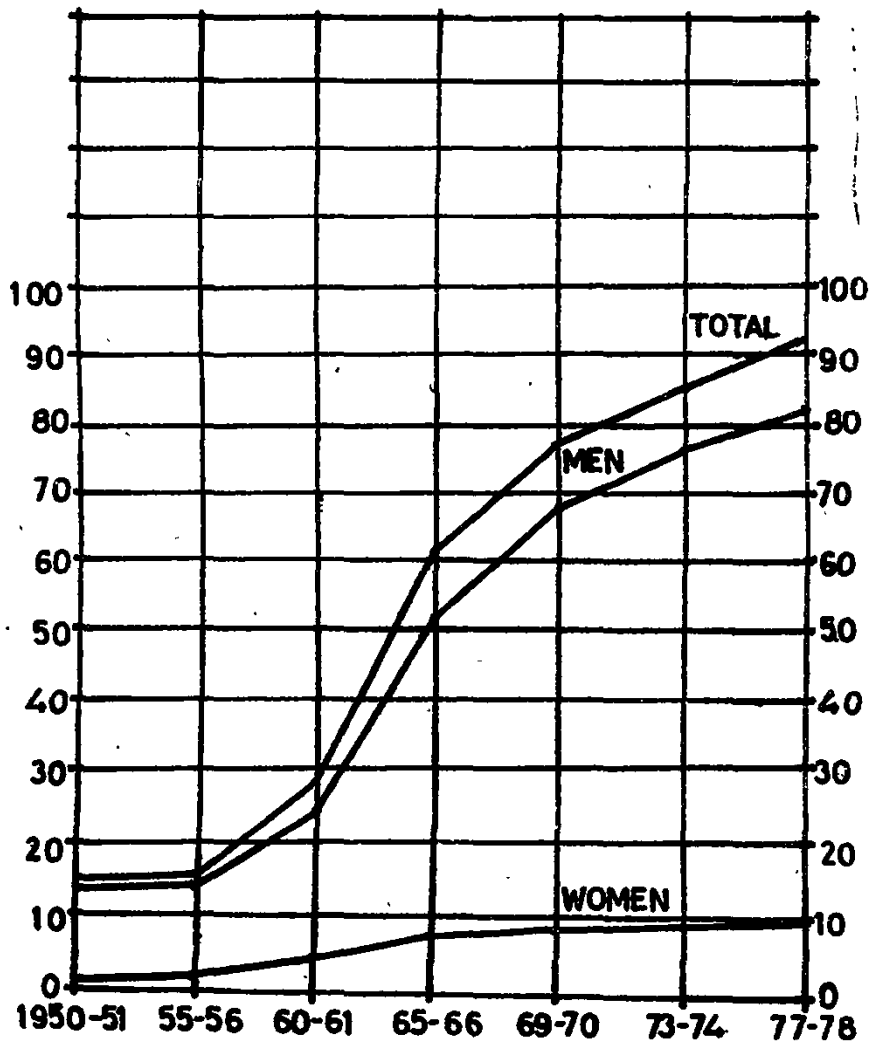
IN '00





# VIII

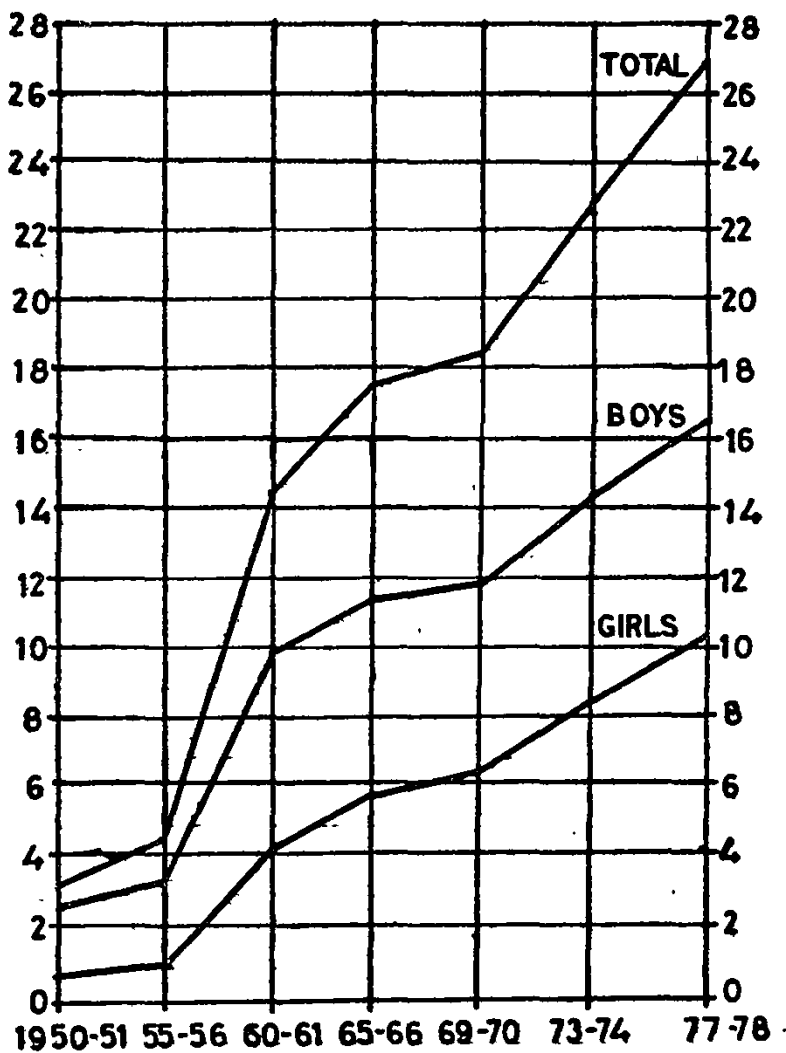
## GROWTH IN NUMBER OF COLLEGES IN ORISSA



# IX

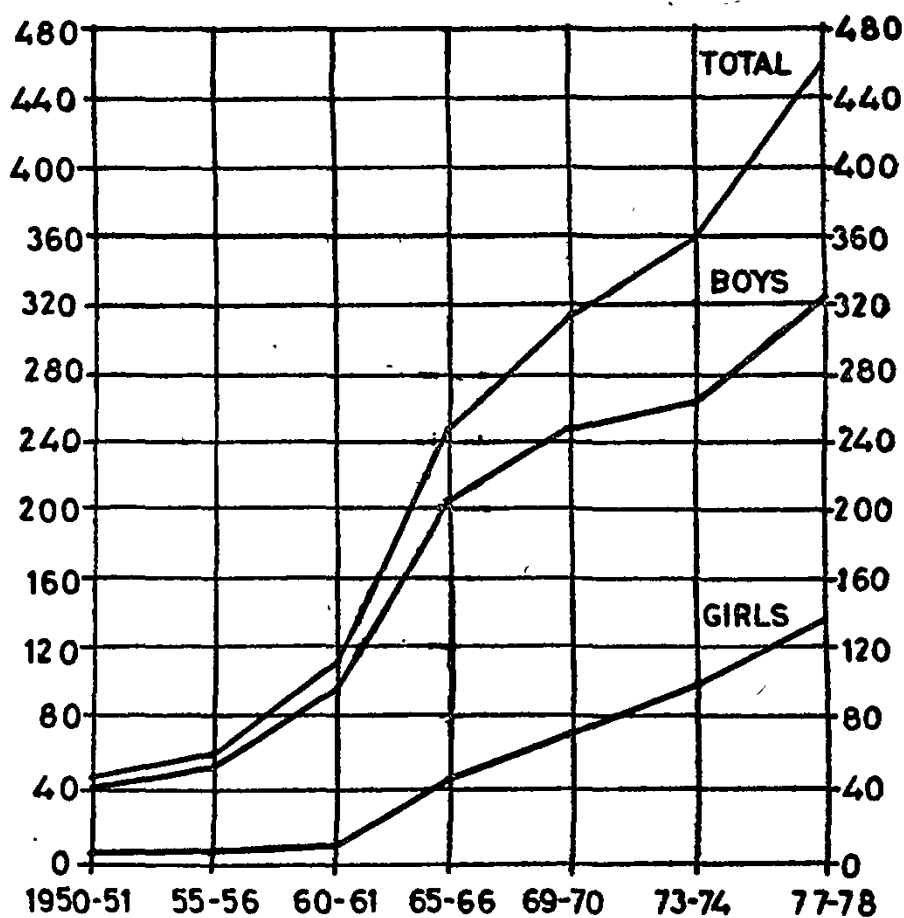
## GROWTH OF ENROLMENT AT PRIMARY SCHOOL STAGE, CLASSES (I-V) IN ORISSA

IN LAKHS



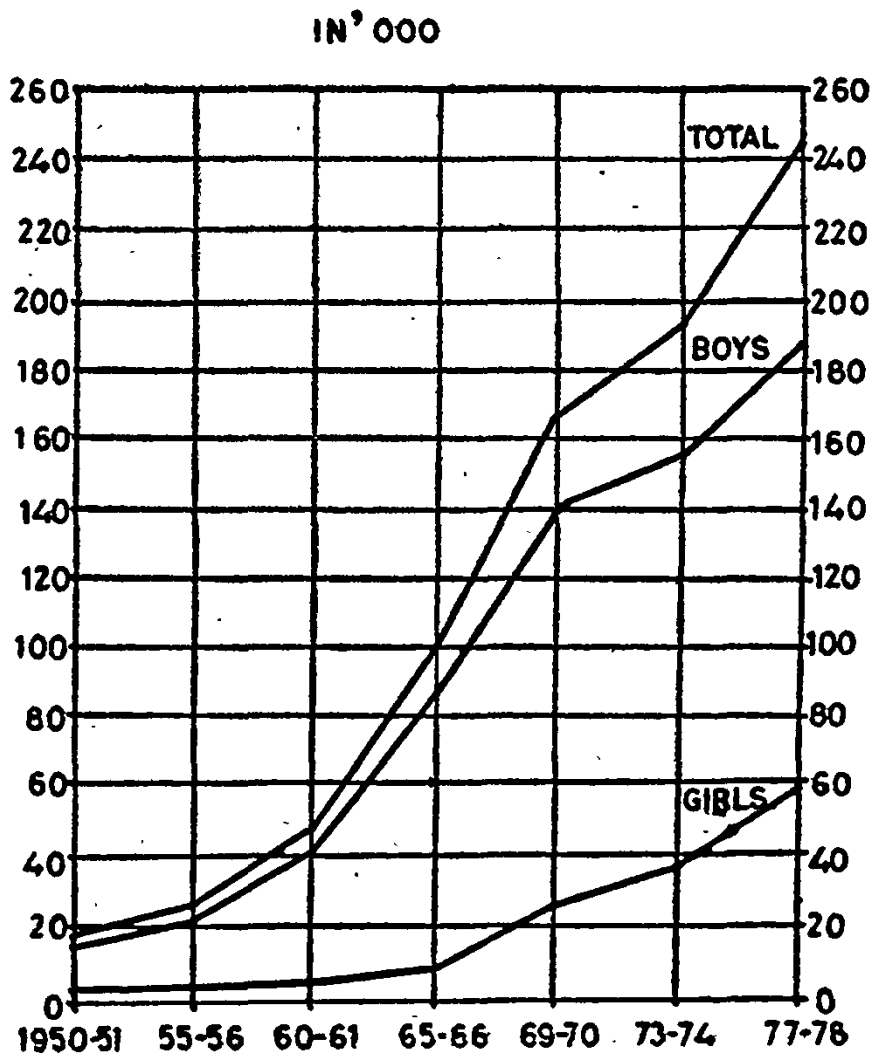
# GROWTH OF ENROLMENT AT MIDDLE SCHOOL STAGE (CLASSES VI-VIII) IN ORISSA

IN '000



# XI

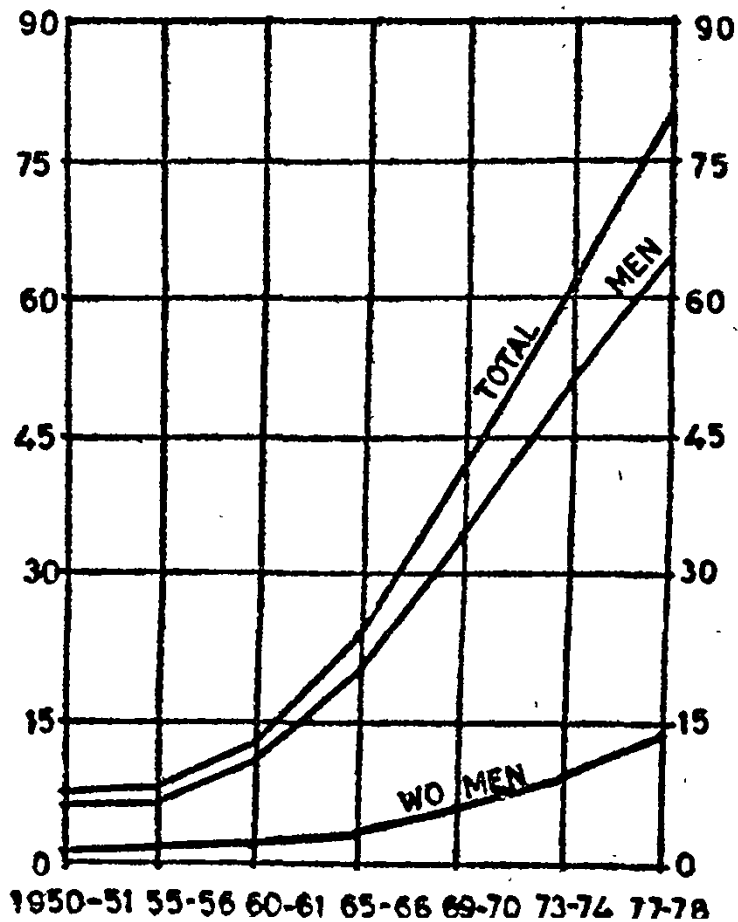
## GROWTH OF ENROLMENT AT HIGH SCHOOL STAGE (CLASSES IX-XI / XII) IN ORISSA



# XII

## GROWTH OF ENROLMENT IN COLLEGES & UNIVERSITIES FOR GENERAL EDUCATION IN ORISSA

IN'000

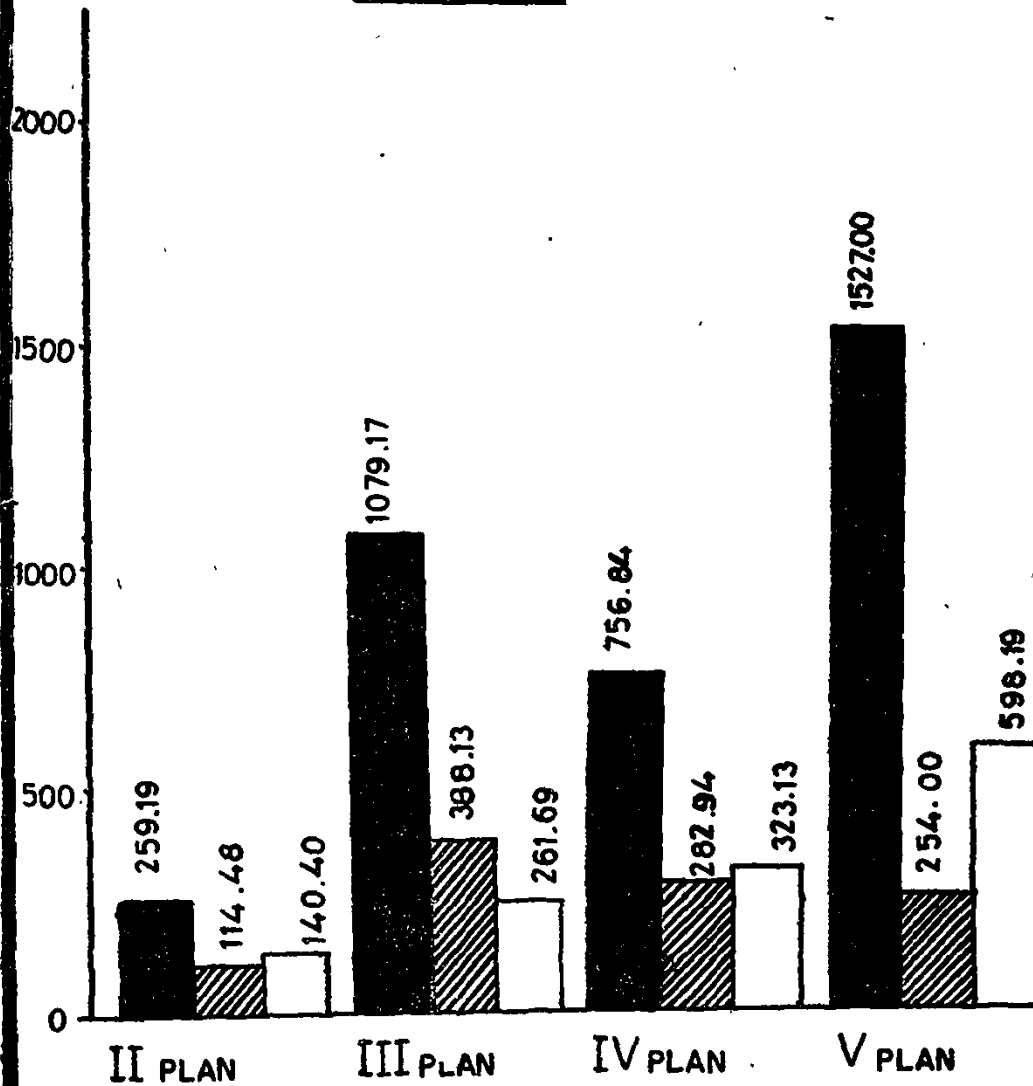
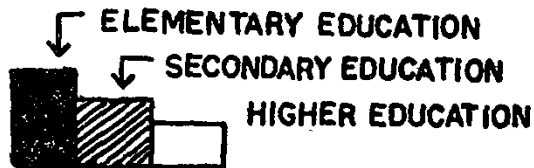


# XIII

## PLAN OUTLAY ON GENERAL EDUCATION IN ORISSA (1960-61 to 77-78)

RS IN LAKHS

### INDEX

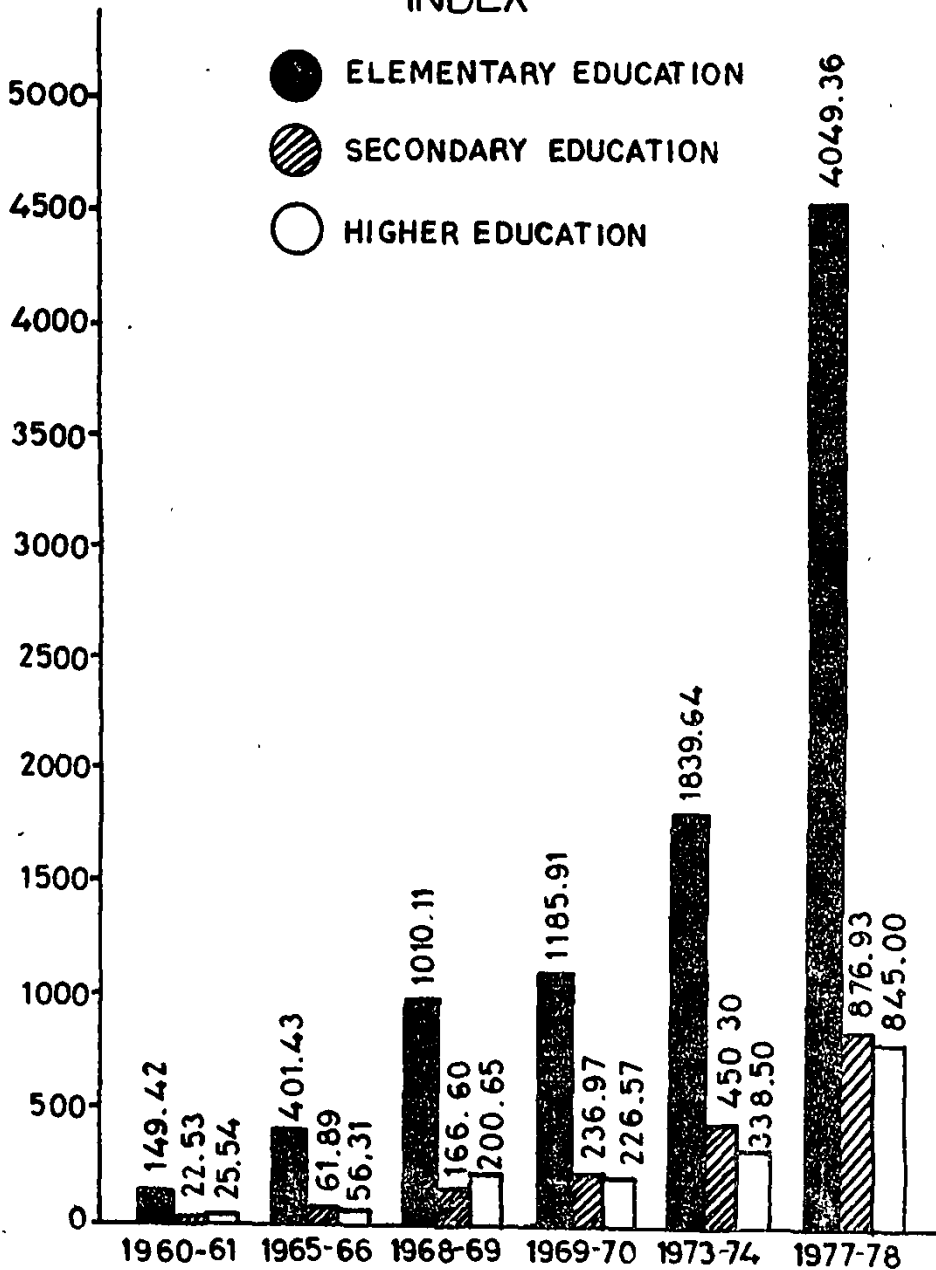


# XIV

## NON-PLAN OUTLAY ON GENERAL ED- UCATION IN ORISSA (1960-61 to 77-78)

RS IN LAKHS

INDEX





GOVERNMENT OF ORISSA

**ANNUAL ADMINISTRATION REPORT**  
**ON THE**  
**PROGRESS OF EDUCATION IN ORISSA**  
**FOR THE YEAR**  
**1978-79**

**EDUCATION AND YOUTH SERVICES DEPARTMENT**



**Annual Administration Report on the Progress of Education in Orissa in 1978-79**

**“BRIEF OUTLINE”**

**CHAPTER I**

**PAGES**

**General Survey**

Different kinds of Educational Institutions—Their Development—Scholars in the Educational Institutions—Number of teachers in Schools and Colleges for General Education—Actual expenditure on General Education. 1—3

**CHAPTER II**

**Personnel and Organisation**

Education Directorates and its functionaries—Institutions catering to the needs of the Technical and Professional Education in the State—Placement and working of the Subordinate Officers under the Heads of Department—Educational Services—Information regarding number of High Schools, M. E. Schools and Primary Schools (Districtwise)—List of Government and non-Government Colleges. 4—12

**CHAPTER III**

**Primary Education**

Administration and Control—Scheme of School Classes—Schools—Students—Size of Classes—Methods and Standards of teaching. 13-14

**CHAPTER IV**

**Basic Education**

Introduction—Aims and objects—Schools, students and teachers—Expenditure—Method and standard of teaching—Co-ordination with other Departments. 15

**CHAPTER V**

**Secondary Education**

Introduction—Administration and control—Scheme of School Classes—High Schools—Schools and Pupils—Middle Schools—Distribution of Secondary Schools—Size of classes—Financial concession (Stipend, Scholarship and free studentship—Method and standard of teaching—Medium of Instruction—Teaching of Hindi—Examination result. 16—20

**CHAPTER VI**

**University and Collegiate Education**

General—(i) Utkal University—Its Post-Graduate Teaching Departments—Number of teachers appointed for teaching Departments in the University—(ii) Sambalpur University—Its Post-Graduate Teaching Departments—Appointment of teachers for various teaching Departments of the University—Expenditures—Scholarships, stipends and free studentships etc.—Research in Colleges/University—New Development and extra curriculars—A brief note on important progress—(iii) Berhampur University—Number of Colleges affiliated to it—Appointment of teachers for its teaching Departments—Expenditure—Scholarships, stipends and free studentships etc.—Development and extra curriculars. 21—24

**CHAPTER VII**

**Training of Teachers**

Types of Teachers' Training Institutions—Post-Graduate Training Colleges—Under Graduate Training Colleges—Training Schools—Other Training Institutions. 25—27

## CHAPTER VIII

**Adult Education**

	PAGES
Introduction—Farmers' Functional Literacy Programme—Non-Formal Education— Normal Adults Literacy Programme—Enrolment—Organisation—Production of Literature— Statistics of the Scheme relating to the years 1977-78 and 1978-79.	28—30

## CHAPTER IX

**Education for Girls and Women**

Type of institutions—Co-education—Scholarships, Stipends, free studentships, financial concessions at different stages of education—Women Supervisory Staff.	31
---	----

## CHAPTER X

**New Organisations and innovations**

Introductions—State Council of Educational Research and Training, Bhubaneswar— State Bureau of Text Book Preparation and Production, Bhubaneswar—Institute of Physics— Education Technology Cell—N. S. S. Activities—Sainik School, Bhubaneswar—N. C. C. Training—Board of Secondary Education, Orissa—State Education Tribunal—Selection Board —Text Book Press, Bhubaneswar—Legislation.	32—47
--	-------

## CHAPTER XI

**Resolution**

48

**Annual Administration Report on the Progress of Education in Orissa during 1978-79**

**CHAPTER I**

**General Survey—**

The year 1978-79 saw further expansion in all the spheres of Education. An attempt was made to make school curriculum relevant to regional needs and aspiration. The State Council of Educational Research and Training brought out suitable text books for experiment in a few experimental projects on Elementary Education. A number of pace setting organisations and institutions came into existence and various improvement programmes were implemented to meet the national as well as regional needs and aspirations. Courses of studies at different stages of Education were enriched and diversified to make education more relevant and effective. Science and Technology were given priority in School Education and many job-oriented subjects were introduced in curricula both at the school and college levels for making education more useful and productive. Both pre and inservice training programmes were reoriented and enriched for enhancing the competency of teachers and improving quality of education at all stages.

**Educational Institutions—**

The total population of the State as per the 1971 census was 2,19,44,615 and the area in Square Kilometres was 1,55,842. The rural population of the State stood at 2,25,57,458 according to 4th Educational Survey conducted in 1978 and the total number of institutions including colleges and universities were 44,035. There were 34,596 schools including sections at the primary stage, 7,150 at the middle Stage and 2,167 at the High School stage. There were 118 colleges at the tertiary stage. At each stage there were different types of institution, viz; Primary Schools, Junior Basic Schools and Sevashrams at the Primary school stage; Middle Schools, Senior Basic Schools and Ashrams Schools at the Lower Secondary stage; High Schools, Higher Secondary Schools and Post-Basic Schools at the Secondary Stage. There were under graduate, graduate and post-graduate colleges which provided Arts, Science and Commerce Education. Besides there were 4 universities in the State having post-graduate teaching departments. One University was exclusively meant for imparting education in Agriculture and Technology.

There were mainly 4 types of teacher training institutions during the year under review. They were (i) Elementary Training Schools for imparting training to the Under-Matriculate teachers, (ii) Secondary Training Schools for imparting training to Matriculates and Intermediates, (iii) Teachers' Training Colleges for imparting training to graduate and post-graduates and (iv) Miscellaneous institutions which included Hindi Training Colleges, Physical Education Colleges and so on.

Besides there were also institutions imparting Education through the medium of Sanskrit, Hindi, Bengali Telugu, Urdu and English languages.

The following tables will show the number of educational institutions, number of scholars and teachers and the amount of expenditure incurred at different stages of education.

Table showing the Educational Development in the field of Education

(1)	No. of Institutions		No. of Students		No. of Teachers	
	1977-78	1978-79	1977-78	1978-79	1977-78	1978-79
	(2)	(3)	(4)	(5)	(6)	(7)
1. Universities ..	4	4	2,962	3,397	256	287
2. Board of Secondary Education ..	1	1	..	..	..	..
3. Colleges ..	92	118	76,181	87,367	3,771	4,179
4. Training Colleges ..	7	7	1,610	1,633	136	137
5. Post Matric Training Schools (including Hindi).	65	65	5,272	5,688	421	433
6. Under Matric Training ..	5	5	177	218	25	31
(a) Higher Secondary ..	9	13	4,312	4,493	205	206
7. High School Stage ..	2,030	2,167	2,44,947	2,63,607	20,670	21,009
8. Middle School Stage ..	6,543	7,150	4,59,733	5,01,046	21,408	22,254
9. Primary School Stage ..	32,027	34,596	26,08,246	26,11,998	75,900	76,419

Table showing the scholars in the Educational Institutions 1978-79 (stage wise)

(1)	1977-78			1978-79		
	Boys (2)	Girls (3)	Total (4)	Boys (5)	Girls (6)	Total (7)
1. Primary Class I to Class V ..	16,56,350	9,51,896	26,08,246	16,11,396	10,00,602	26,11,998
2. Middle Class VI to Class VIII ..	3,23,433	1,36,300	4,59,733	3,47,158	1,53,888	5,01,046
3. High Class IX to Class XI ..	1,85,521	59,426	2,44,947	1,95,261	68,346	2,63,607
4. Colleges including Universities Teaching Departments.	65,031	14,112	79,143	75,235	15,509	90,744
5. Teacher's Training (Degree & P. G. level).	1,140	470	1,610	1,156	477	1,633
6. Post Matric S. T. Schools (including Hindi Trg.).	3,314	1,958	5,272	3,575	2,113	5,688

Table showing the number of teachers in schools and colleges for General education

(1)	1977-78			1978-79		
	Men (2)	Women (3)	Total (4)	Men (5)	Women (6)	Total (7)
<b>Primary Schools—</b>						
<b>Primary Schools and Primary Sections in Middle &amp; H. E. Schools—</b>						
(a) Trained ..	54,421	4,321	58,742	53,655	4,039	57,694
(b) Untrained ..	15,419	1,739	17,158	16,665	2,060	18,725
Total ..	69,840	6,060	75,900	70,320	6,099	76,419
<b>Middle Schools—</b>						
<b>Middle Schools and Middle Sections in High Schools.</b>						
(a) Trained ..	10,223	1,300	11,523	10,887	1,277	12,164
(b) Untrained ..	9,551	334	9,885	9,585	505	10,090
Total ...	19,774	1,634	21,408	20,472	1,782	22,254

(1)	(2)	(3)	(4)	(5)	(6)	(7)
<b>High Schools excluding Primary and Middle Sections.</b>						
(a) Trained ..	1,901	2,027	13,928	12,305	1,950	14,255
(b) Untrained ..	6,143	599	6,742	6,079	675	6,754
<b>Total</b> ..	<b>18,044</b>	<b>2,626</b>	<b>20,670</b>	<b>18,384</b>	<b>2,625</b>	<b>21,009</b>
<b>Higher Education</b>						
(i) Colleges ..	3,174	597	3,771	3,523	656	4,179
(ii) Universities teaching Department.	232	94	256	260	26	286
<b>Total</b> ..	<b>3,406</b>	<b>691</b>	<b>4,027</b>	<b>3,783</b>	<b>682</b>	<b>4,465</b>

**Actual Expenditure on General Education during—**

Items	1977-78	1978-79
	(Rupees in Crores)	
1. Primary Education ..	28.11	27.49
2. Secondary (Middle & High) ..	25.93	24.04
3. Higher Education ..	10.28	9.10
4. Other ..	8.06	5.04
<b>Total</b> ..	<b>72.38</b>	<b>65.67</b>

## CHAPTER II

**Educational personnel and Organisation**

There were two Directorates functioning in the State headed by the D. P. I. (H. E.) and the Additional D. P. I. (Schools) respectively. The functions of the D. P. I. and Additional D. P. I. (Schools) were to execute the educational policies of Government in the State as well as to advise Government on the educational matters. Since, 18-2-1977 Professor Bidu Bhusan Das joined as the D. P. I., Orissa and was continuing and Professor Gadadhar Mishra was continuing as the Additional D. P. I. (Schools).

**Part-I**

The following institutions continued to cater to the needs of the Technical and Professional Education of the State under the various Departments and Organisations noted against each:—

Institutions	Departments
(a) Four Engineering Schools One Engineering College	} Industries Department
(b) Three Medical Colleges One Ayurvedic College Two Homeopathic Colleges	
(c) One College of Veterinary Science	} Engineering College Orissa University of Agriculture and Technology
(d) Utkal Krushi Mahavidyalaya and Agriculture Engineering College.	
(e) Three Colleges of Music & Dancing	} Respective Universities
(f) Burla Engineering College, M. S. Law College, Cuttack, L. R. Law College, Sambalpur, L. R. Law College, Berhampur, P. G. Teaching Department.	

**Part-II**

The following Subordinate officers were there to assist the D. P. I. (H. E.), Orissa in his office located at New-Capital, Bhubaneswar:—

1. Senior Administrative Officer	.. Class I, O. A. S.
2. Deputy Director of Public Instruction (General)	.. Class I, O. E. S.
3. Deputy Director of Public Instruction (Pl.)	.. Class I, O. E. S.
4. Deputy Director of Public Instruction (Phy. Edn. & N. C. C.)	.. Class I, O. E. S.
5. Deputy Director of Public Instruction (Scholarship)	.. Class I, O. E. S.
6. F. A. and Chief Accounts Officer	.. Class I, O. F. S.
7. State Survey Officer	.. Class I, O. E. S.
8. Statistical Officer	.. Class II, O. E. S.
9. Assistant D. P. I. (Planning)	.. Class II, O. E. S.
10. Assistant D. P. I. (Planning)	.. Class II, O. E. S.
11. Assistant D. P. I. (Phy. Edn.)	Class II, O. E. S.
12. Assistant State Survey Officer	.. Class II, O. E. S.
13. Assistant State Survey Officer	.. Class II, O. E. S.
14. Accounts Officer (Higher)	.. Class II, O. F. S.
15. Assistant Engineer	..
16. Officer-in-charge Educational Technology and publication.	Class II O. E. S.
17. Programmer-cum-Script Writer-I—	Class II, O. E. S.
18. Programmer-cum-Script Writer-II—	Class II, O. E. S.
19. Assistant D. P. I. ( Direct payment)	
20. Assistant Establishment Officer	
21. Assistant D. P. I. (Adult)	

The following institutions were under the control of the D. P. I. (H. E.), Orissa during the year under report.

1. 52 Government Colleges and 66 Non-Government Colleges (List enclosed)

2. 7 (6 State Government + 1 N. CERT) Teachers Training Colleges, B. Edn.

3. 5 Sanskrit Colleges

The D. P. I. (H. E.), Orissa inspected all the Colleges imparting General Education, Special Education including Teachers Training Colleges and all Anglo-Indian Schools of the State.

Part-III—Jurisdiction and function of Additional D. P. I. (Schools).

The following officers assisted the Additional D. P. I. (Schools) in his office during the year under report.

1. Additional D. P. I. (Adult and Non-Formal Education)—Class I Orissa Education Service

2. Dy. D. P. I. (Secondary)—Class I O. E. S.

3. Dy. D. P. I. (Primary and Basic)—Class I O. E. S.

4. Dy. D. P. I. (Women's Education)—Class I O. E. S.

5. Dy. D. P. I. (Science)—Class I O. E. S.

6. Dy. D. P. I. (Sanskrit & Hindi)—Class I O. E. S.

7. Assistant D. P. I. (Women's)—Class I O. E. S.

8. Administrative Officer (Schools)—(Class II O. A. S.)

9. Assistant Establishment Officer (Schools)

10. Accounts Officer (Schools)

11. Special Officer (Mohammadan Education)

12. Special Officer (Arts and Crafts)

(a) There were 15 Circle Inspectors of Schools who supervised and inspected the officers of District Inspectors of Schools, High Schools as well as Secondary Training Schools under their control.

(b) There were 56 District Inspector of Schools who inspected and controlled the M. E. Schools. They supervised the work of the offices of the Deputy Inspector of Schools and Inspectresses of Schools under their control.

(c) There were 41 Deputy Inspectors of Schools who performed duties of District Inspector of Schools in their jurisdiction.

(d) There were 583 Sub-Inspectors of Schools, who inspected and controlled the Primary Schools of the State under their jurisdiction.

#### Educational Services

Designation (1)	Number of posts (2)	Scale of pay (3)
<b>Senior Administrative Service—</b>		
D. P. I. (H. E.)	1	Rs. 2,000—2,500
Additional D. P. I. (Schools)	1	Rs. 1,800—2,250
Principal, Revenshaw College	1	Rs. 1,500—2,500
<b>Junior Administrative Service</b>		
<b>Senior Class I</b>		
Principals	31	Rs. 1,200—1,900
Professors	26	Rs. 1,500—2,500
Vice-Principals	7	Rs. 700—1,600
Class I Readers including officers incharge of I. A. S. Coaching	291	Rs. 700—1,600
Class II Lecturers	1809	Rs. 700—1,600
<i>Ad hoc</i>	390	Rs. 700—1,600

## Educational Service of Schools Directorate—

		Scale of pay
<b>Class I O. E. S.</b>		
1. Inspector of Schools	.. 15	Rs. 1,000—1,530
<b>Class I I O. E. S.</b>		
1. District Inspector of Schools	.. 56	Rs. 525—1,150
2. Headmaster of Government High Schools for Boys.	19	252 in Senior S. E. S. and Class II 6 incomplete schools without Headmasters.
		(a) @ Rs. 500—825
		(b) @ Rs. 525—1,150
3. Headmistress (Secondary Training Schools)	.. 15	{ Old—7 New—8
4. Headmasters, Secondary Training Schools	.. 46	
5. Headmistress, Girl's High Schools	.. 99	(Number of Girl's High Schools in Class II and Senior S. E. S. 1 (Burla) Recently separated with out Headmistress.

*Statement showing existing officers of the Higher Education Directorate during 1978-79*

Serial No.	Name	Designation
(1)	(2)	(3)
1	Professor B. Das	D. P. I., Orissa
2	Shri S. K. Padhy	Senior Administrative Officer
3	Shri R. P. Das	Deputy D. P. I. (General)
4	Shri D. D. Jena	Deputy D. P. I. (Planning)
5	Shri R. K. Kar	Deputy D. P. I. (Pht., Edn. & N. C. C.)
6	Shri D. Rout	Deputy D. P. I. (Scholarships)
7	D. P. B. Tripathy	Deputy D. P. I. (Adult & Non-Formal Edn.)
8	Shri P. Mohanty	F. A. & Chief Accounts Officer
9	Shri P. C. Rout	State Survey Officer
10	Shri B. K. Patra	Statistical Officer
11	Shri J. Mohanty	Officer-in-charge, Educational Technology and Publication.
12	Shri A. P. Giri	Programme-cum-Script Writer-I
13	Shri P. C. Mohanty	Ditto
14	Shri K. K. Parida	Assistant D. P. I. (Planning)
15	Shri N. Patnaik	Ditto
16	Shri D. Tripathy	Accounts Officer (Higher)
17	Shri Bharat Ch. Parida	Assistant D. P. I. (Phy. Edn.)



(1)	(2)	(3)
18	Shri Braja Mohan Das	.. Assistant State Survey Officer
19	Shri K. M. Kar upto 31-12-1978	.. Ditto
20	Shri Hrudananda Jena from 1-1-1979	.. Ditto
21	Shri G. C. Samal	.. Assistant Engineer
22	Shri Biren Das	.. Assistant D. P. I. (Direct payment)

*Statement showing existing officers of the School Directorate during 1978-79*

Serial No.	Name	Designation
(1)	(2)	(3)
1	Professor Gadadhar Misra	.. Additional D. P. I. (Schools)
2	Professor P. K. Das	.. Additional D. P. I. (Adult and Non-Formal Edn.)
3	Shri G. C. Patnaik	.. Deputy D. P. I. (Secondary)
4	Shri R. C. Mohanty	.. Deputy D. P. I. (Pry. & Basic)
5	Shrimati T. Lalitha	.. Deputy D. P. I. (Women's Edn.)
6	Dr. P. B. Tripathy	.. Deputy D. P. I. (Science)
7	Shri S. Rath	.. Administrative Officer (Schools)
8	Shri S. L. Narasingham	.. Assistant Establishment Officer (Schools)
9	Shrimati L. P. Pradhan	.. Assistant D. P. I. (Women's Edn.)
10	Shrimati Shobha Roy	.. Deputy D. P. I. (Sanskrit & Hindi Edn.)
11	Shri R. K. Das	.. Accounts Officer (Schools)
12	Md. Khairuddin	.. Special Officer (Mohammadan Edn.)
13	Shrimati Srimati Das	.. Assistant D. P. I. (Primary)
14	Shri A. K. Panda	.. Special Officer (Art and Craft)

*The following is the position of officers in the Directorate and in the field to man the scheme of Adult Education Directorate*

1. Additional D. P. I. (Non-Formal Education)
2. Deputy D. P. I.
3. Assistant D. P. I.
4. Audio Visual Education Officer
5. Production Officers
6. Writer-cum-Translator

**Field**

- (a) District Adult Education Officers
- (b) Project Officers
- (c) District Organiser of Adult Education
- (d) Librarian, Mobile Library

*Information regarding Number of High Schools, M. E. Schools and Primary Schools for the year 1978-79*

Sl. No.	Name of the D. I.	High schools	M. E. schools (Senior Basic)	Primary schools (Junior Basic)
(1)	(2)	(3)	(4)	(5)
1	Balasore I	108	285	822
2	Balasore II	66	192	525
3	Bhadrak I	70	221	514
4	Bhadrak II	50	125	428
5	Balangir	35	111	649
6	Titilagarh	15	65	602
7	Sonepur	23	102	641
8	Patnagarh	14	51	409
9	Athagarh	36	106	375
10	Cuttack	151	325	1,194
11	Jajpur II (Dolipur)	68	212	674
12	Jajpur I	75	172	507
13	Jagatsinghpur	94	277	931
14	Kendrapara	74	178	620
15	Pattamundai	53	142	532
16	Angul	26	120	699
17	Talcher	22	71	365
18	Kamakshyanagar	27	100	369
19	Dhenkanal	45	122	476
20	Bhanjanagar	41	167	364
21	Chatrapur	47	111	719
22	Parlakhemundi	19	50	759
23	Berhampur	47	106	743
24	Dharamgarh	21	78	607
25	Nawapara	21	60	583
26	Bhawanipatna	25	80	687
27	Champur	27	80	318
28	Anandapur	38	107	377
29	Keonjhar	35	143	696

(1)	(2)	(3)	(4)	(5)
30	Jeypore	14	40	512
31	Malkangiri	9	40	593
32	Nawarangpur	15	77	846
33	Gunupur	16	61	653
34	Rayagada	12	33	491
35	Koraput	19	68	886
36	Baripada	79	231	913
37	Rairangpur	27	100	511
38	Udala	29	72	365
39	Karanjia	25	86	411
40	Bhubaneswar	54	104	383
41	Nayagarh	58	169	598
42	Khurda	37	131	494
43	Nimapara	48	139	544
44	Puri	45	137	541
45	Baliguda	19	73	827
46	Boudh	13	62	453
47	Phulbani	5	46	358
48	Bargarh	31	120	534
49	Deogarh	17	63	284
50	Padmapur	19	114	581
51	Sambalpur-I	48	107	472
52	Sambalpur-II (Jharsuguda)	30	94	473
53	Kuchinda	19	52	277
54	Sundargarh	57	184	787
55	Rourkella	43	93	381
56	Bonai	16	57	340

**Government Colleges**

1. Government Evening College, Berhampur, district Ganjam
2. Radhanath Training College, Cuttack, district Cuttack
3. Government Training College, Sambalpur, district Sambalpur
4. Government Training College, Berhampur, district Ganjam
5. Government Training College, Balangir, district Balangir
6. B. T. College, At/P. O. Angul, district Dhenkanal
7. Government Training College, At/P. O. Balasore, district Balasore
8. The Government Evening College, Balasore, district Balasore
9. Sailabala Women's College, Cuttack, district Cuttack
10. Government Women's College, At/P. O. Baripada, district Mayurbhanj
11. Bhadrak College, At/P. O. Bhadrak, district Balasore
12. B. J. B. College, Bhubaneswar, district Puri
13. S. C. S. College, Puri, district Puri
14. Women's College, Puri, district Puri
15. Dhenkanal College, district Dhenkanal
16. K. K. S. Women's College, Balasore, district Balasore
17. Government Evening College, Puri, district Puri
18. G. M. College, Sambalpur, district Sambalpur
19. Government College, Sundargarh, district Sundargarh
20. Panchayat College, Bargarh, district Sambalpur
21. Ravenshaw College, Cuttack
22. N. C. College, Jajapur, district Cuttack
23. R. D. Women's College, Bhubaneswar, district Puri
24. Government Evening College, Cuttack, district Cuttack
25. Rajadhani College, Bhubaneswar, district Puri
26. Government Evening College, Bhubaneswar, district Puri
27. Dhenkanal Mahila Mahavidyalaya, Dhenkanal, district Dhenkanal
28. F. M. College, Balasore, district Balasore
29. J. K. B. K. College, Cuttack, district Cuttack
30. M. P. C. College, At/P. O. Baripada, district Mayurbhanj
31. Keonjhar College, Keonjhar, district Keonjhar
32. Government College, At/P. O. Angul, district Dhenkanal
33. Government Evening College, Baripada, district Mayurbhanj
34. Government Evening College, Sambalpur, district Sambalpur
35. Government College, Rourkela, district Sundargarh
36. Government College of Physical Education, Cuttack
37. Hindi Teachers' Training College, Bhubaneswar
38. Hindi Teachers' Training College, Cuttack
39. Rajendra College, Bolangir, district Bolangir
40. Women's College, Bolangir, district Bolangir
41. Government College, Bhawanipatna, district Kalahandi
42. Womens' College, Sambalpur, district Sambalpur

43. Khallikote College, Berhampur, district Ganjam
44. V. Deb College, Jeypore, district Koraput
45. Womens' College, Berhampur, district Ganjam
46. Government College, Phulbani, district Phulbani
47. S. K. C. G. College, Parlakhemundi, district Ganjam
48. B. B. Sanskrit College, At/P. O. Bolangir district Bolangir
49. Evening College, Balasore
50. Evening College, Bhadrak, At/P. O. Bhadrak, district Balasore
51. College of Arts and Crafts, At/P. O. Khallikote, district Ganjam
52. R. D. Womens' College (Morning Shift), Bhubaneswar

**Non-Government Colleges**

1. Atal Bihari College, Basudevpur, district Balasore
2. D. K. College, North Balasore, Jaleswar, district Balasore
3. U. N. College, Soro, district Balasore
4. Rupsa College, Rupsa, district Balasore
5. Subarnarekha Mahavidyalaya, Baliapal, district Balasore
6. D. A. V. College, Titilagarh, district Bolangir
7. Jawaharlal College, Patnagarh, district Bolangir
8. Sonepur College, Sonepur, district Bolangir
9. Baba Bhairabananda Mahavidyalaya, Chandikhole, district Cuttack
10. Banki College, Banki, district Cuttack
11. Christ College, Cuttack
12. G. C. College, Ramachandrapur, district Cuttack
13. Gopabandhu Science College, Athagarh, district Cuttack
14. Kendrapara College, Kendrapara, district Cuttack
15. L. M. College, Patkura, district Cuttack
16. M. S. College, Baramba, district Cuttack
17. Olavar College, Olavar, district Cuttack
18. Paradeep College, Paradeep, district Cuttack
19. Pattamundai College, Pattamundai, district Cuttack
20. Sadhu Gaudeswar College, East Jajpur, Mangalpur, district Cuttack
21. Salipur College, Salipur, district Cuttack
22. S. V. M. College, Jagatsinghpur, district Cuttack
23. S. N. College, Rajkanika, district Cuttack
24. Stewart Science College, Cuttack, district Cuttack
25. U. N. S. College, Muggal, district Cuttack
26. Vyasanagar College, Jajpur Road, district Cuttack
27. Baji Rout College, Bhuban, district Dhenkanal
28. Bapujee College, Chhendipada, district Dhenkanal
29. Kamakhyanagar College, Kamakhyanagar, district Dhenkanal
30. Talcher College, Talcher, district Dhenkanal
31. Aska Science College, Aska, district Ganjam
32. Bhanjanagar College, Bhanjanagar, district Ganjam

33. Ganjam College, Ganjam, district Ganjam
34. R. C. M. Science College, Khallikote, district Ganjam
35. Science College, Chhatrapur, district Ganjam
36. Science College, Hinjilicut, district Ganjam
37. Anandapur College, Anandapur, district Keonjhar
38. D. A. V. College, Koraput, district Koraput
39. Gunupur College, Gunupur, district Koraput
40. Nawarangpur College, Nawrangpur, district Koraput
41. Rayagada College, Rayagada, district Koraput
42. Karanjia College, Karanjia, district Mayurbhanj
43. Rairangpur College, Rairangpur, district Mayurbhanj
44. Udala College, Udala, district Mayurbhanj
45. U. N. College, Nalagaja, district Mayurbhanja
46. Godabarish Mahavidyalaya, Banpur, district Puri
47. Khstrabasi D. A. V. College, Nirakarpur, district Puri
48. Nayagarh College, Nayagarh, district Puri
49. Nimapara College, Nimapara, district Puri
50. P. N. Mahavidyalaya, Khurda, district Puri
51. Anchal College, Padmapur, district Sambalpur
52. Barpalli College, Barpalli, district Sambalpur
53. Bhima Bhoi College, Rairakhole, district Sambalpur
54. Deogarh College, Deogarh, district Sambalpur
55. Kuchinda College, Kuchinda, district Sambalpur
56. Larambha College, Larambha, district Sambalpur
57. L. N. College, Jharsuguda, district Sambalpur
58. Trust Fund College, Sambalpur, district Sambalpur
59. Bonaigarh College, Bonaigarh, district Sundargarh
60. Evening College, Rourkela, district Sundargarh
61. Rajgangpur College, Rajgangpur, district Sundargarh
62. Sushilavati Khosla, D. A. V. College for Women, Rourkela, district Sundargarh
63. Dhamanagar College, At/P. O. Dhamanagar, district Balasore
64. Adi Kabi Saraladas Mahavidyalaya, At/P. O. Tirtol, district Cuttack
65. Jatani College, At/P. O. Jatani, district Puri
66. Chandrasekhar College, At/P. O. Champua, district Keonjhar

## CHAPTER III

## PRIMARY EDUCATION

**Administration and control**

Primary Education as its very name implies, constitutes the foundation on which the entire structure of Education is built. Broadly speaking Education at this stage faces a large number of problems like inadequate enrolment, poor attendance, lack of physical facilities, want of qualified teachers, want of adequate accommodation.

Attempts were made to evolve a suitable system of Education which may help to awaken the dormant qualities of the child and to provide this Education to every child of the school-going age. Primary Education was provided in the Primary, Junior Basic and Sevashram Schools. It was also provided in the Primary Sections of some Middle, High, Senior Basic and Ashram Schools. The modified syllabus prescribed by the Education Department was being followed in all the Primary Schools of the State.

Generally these Primary institutions were financed by Government and supervised and controlled by the Inspecting Officers of Government.

Apart from this, some Primary Schools were managed by the State Government directly, and a few schools were managed by the Railway administration and municipalities in the State.

The District Inspectors of Schools appointed teachers in Government and Government managed schools from out of the candidates selected by the District Selection Committee. The Inspector of Schools was the Chairman of the D. S. C. and the senior most District Inspector of Schools was the Convenor. All the District Inspectors of Schools in the Circle, D. W. O., D. D. O. were members of the D. S. C. Teachers were appointed by the authorities of the local bodies from the same list drawn up by the D. S. C.

**Schemes of School Classes**

Primary Schools provided Education to the children of 6—11 age Group. A full-fledged Primary School was known as an Upper Primary School having classes I. to V. Some Primary Schools having 3 classes from Class I to III were known as Lower Primary Schools. U. P. Scholarship Examination was held at the end of the U. P. stage on the result of which Block Level Junior Scholarships were awarded.

There were a few Primary Schools for linguistic minorities residing in the State in which instruction was given in their mother tongue such as Bengali, Hindi, Telugu, Gujrati, Urdu, etc.

**Schools—**

A large number of Primary Schools were opened during the year under report

Some U. P. Schools were upgraded to Panchayat Samiti Middle Schools

**Students—**

The following table gives the number of Educational Institutions and students at the Primary Stage. Primary stage comprises Primary Schools and Primary Sections of Middle and Higher Schools.

Institution	1977-78	1978-79
Primary/Junior Basic/Sevashram students ..	32,027	34,596
Students	1977-78	1978-79
Boys ..	16,56,350	16,11,396
Girls ..	9,51,896	10,00,602
<b>Total ..</b>	<b>26,08,246</b>	<b>26,11,998</b>

*Classwise Roll strength in Primary Stage during 1978-79*

Class	Boys	Girls	Total
I	4,31,151	2,93,676	7,24,827
II	3,14,363	2,26,288	5,40,651
III	3,96,723	2,40,320	6,37,043
IV	2,50,739	1,39,442	3,90,181
V	1,89,420	1,00,876	2,90,296
<b>Total</b>	<b>15,82,396</b>	<b>10,00,602</b>	<b>25,82,998</b>

*Students belonging to Scheduled Caste and Scheduled Tribe*

Stage	Scheduled Caste		Scheduled Tribe		Total	
	Boys	Girls	Boys	Girls	Boys	Girls
(1)	(2)	(3)	(4)	(5)	(6)	(7)
Primary School stage from Class I to V.	2,52,117	1,31,484	3,39,426	1,51,960	5,91,543	2,83,444

*Teachers*—There were 76,419 teachers serving in Primary Schools in the year under report.

*Scale of pay of Primary School Teachers*

Headmistress	Matric	Trained	Rs. 255—5—285—7—320—E. B.—10—360
Assistant Teachers	Matric.		Rs. 255—5—285—7—320—10—340.

*Size of Classes* - It was normally accepted that a Primary School teacher should be in charge of 40 pupils. But the actual roll strength of Classes in Primary Schools varied on account of the location of the School, the number of School-going children in the locality and concessions of the community for education. In Primary Classes attached to the Secondary Schools there were better facilities of accommodation and equipment than in ordinary Primary Schools and consequently demand for admission therein was greater.

Specification for a class room of a school was the same as before i. e. 8 to 10 Sqft. of floor space for each student subject to the condition that the length of the room should not be more than 30 ft. nor the breadth less than 15 ft.

*Methods and Standard of teaching—*

The syllabus prescribed by the Board of Primary Education and approved by Government was being followed in all Primary Schools. Nationalised text books were published for bringing about improvement in the quality of Text Books with reduction of prices.



**CHAPTER IV**  
**BASIC EDUCATION**

**Introduction—**

Basic Education was imparted through some productive crafts suitable to the local environment with a view to making the pupils self supported. It was also intended to create in them a true sense of dignity of labour.

Basic Education was taught in these following three stages:—

1. Junior Basic
2. Senior Basic
3. Post-Basic

Basic School having first five grades i. e. Grade I to V were called Junior Basic Schools, Basic Schools having Grade I to VIII were known as Seniors Basic Schools and Post-Basic Schools comprises the top four grades from IX to XII.

**Aims and objects of Basic Education—**

- (a) To impart education with a view to enabling pupils to draw up as Citizens, fully conscious of their rights and obligations in a new social order.
- (b) To facilitate harmonious development of the inherent capacities of the child and develop in him a sense of self confidence and a spirit of self reliance.

The Post-Basic Stage Education was imparted through self sufficiency, Schools of this stage provided opportunity for a greater range of productive activities which supported the community and afforded the basis of sound and well-organised knowledge.

**Schools, Students and Teachers—**

1. Junior Basic Schools	..	Government	..	305
		Non-Government	..	2
		Total	..	307
2. Students and teachers of Junior Basic Schools were included in Primary students and teachers.				
2. Senior Basic Schools	..	Government	..	19
		Non-Government	..	3
		Total	..	22

**Expenditure—**

Expenditure on Basic Education has been included in the expenditure of Primary and Secondary Education.

**Method and Standard of Teaching—**

Scheme and syllabus prescribed by the Hindustani Talimi Sangha, Sevagram were being followed in the Basic Training Schools and Senior Basic Schools with a few modifications made therein. Teaching of English had been introduced in Senior Basic Schools as an optional subject. The modified Primary syllabus with basic features was introduced in Junior Basic Schools in addition to the subjects such as crafts, safai, etc.

The craft and Agriculture products were generally sold to the staff and students of the institution. The production of essential goods, namely, food and clothing was fundamental aspect of Basic Education. Spinnings continued for production of yarn aids were also provided to each Basic School for craft including agricultural production.

**Co-ordination with other Departments—**

Close contact was maintained with Community Development Authorities the Khadi and Village Industries Board in Agriculture Department, etc. and these Departments had extended their co-operation in order to extend their facilities of Basic Education. T. & R. W. Department also extended their co-operation by giving stipends and lump grants to students belonging to Schedule Caste and Schedule Tribe and Other Backward Classes reading in Basic Schools.

## CHAPTER V

## SECONDARY EDUCATION

**Introduction—**

Secondary Education formed the link between Primary and Collegiate Education. Secondary Schools comprised Higher Secondary, High, Post-Basic, Senior Basic and Middle Schools. Secondary Education was accepted and designed to be a stage of education in which a student was educated for adjustment to life situations and prepared for citizenship and productivity.

**Administration and control—**

Administration of the Secondary Education of the State rested with the Additional D. P. I. (Schools), Orissa. All day-to-day administrative functions of the school directorate in respect of Secondary Education rested with the Deputy D. P. I. (Secondary) and Deputy D. P. I. (Woman Education), Orissa. The Additional D. P. I. (Schools) used to sanction grants-in-aid to High Schools managed by private bodies and lump grants to Municipal Board etc. The District Inspectors of Schools used to pay grants-in-aid to Middle Schools from the allotments at their disposal by the Additional D. P. I. (Schools) through the Inspectors of Schools. The Inspectors of Schools were incharge of the Circles. They inspected and supervised the High Schools under their jurisdiction. The Board of Secondary Education in accordance with the provision of Orissa Secondary Education Act, 1953 continued to function during the year 1978-79.

**Schemes of School/Classes—**

There were variations in the scheme of classes in institutions reckoned as Secondary and Higher Secondary Schools. Mainly these are of the following types:—

**High Schools—**

- (a) High Schools having 8 classes from Class IV to XI
- (b) High Schools having 6 classes from VI to XI
- (c) High Schools having 4 classes from VIII to XI
- (d) Higher Secondary Schools having 5 classes from Class VIII to XII. Following types of Government High Schools continued in the year 1978-79:—
  - (1) High Schools having Headmaster, Class II and Senior S. E. S. 252
  - (2) Incomplete Schools without Headmaster 6
  - (3) High Schools having Headmistress in Class-II & Senior S. E. S. 1 (Burla) recently separated without Headmistress. 99
  - (4) Post-Basic Schools with Higher Secondary Courses .. 5 Government+1 Non-Government.
  - (5) Vocational High Schools having Headmasters — 7 Government Schools

**Schools and Pupils—**

Secondary Schools were mainly divided into two types, i. e., Government and non-Government. The following types of Government High Schools continued within the year under report:—

258 Government High Schools for boys

100 Government High Schools for Girls

Following types of non-Government High Schools continued in the year 1978-79:—

Direct payment High Schools .. 1,366

High Schools receiving minimum grants-in-aid .. Nil

High Schools running without grants-in-aid for five years .. Nil

High Schools under Local Bodies/Municipal/N. A. C.

Direct payment towards salary of teaching staff of non-Government High Schools continued during this year and 2/3 of other expenses of the institution was also given as grants-in-aid.

**Middle Schools—**

During the year under report 200 Panchayat Samiti Middle Schools were newly opened

### Distribution of Secondary Schools--

Although the total number of High Schools and Middle Schools has enormously increased, a further expansion in relation to the total population and area of the State is still to be achieved. On the population basis there was one High School for 12,684 and one middle School for 3,917 persons. The mid-year projected population of the State was 250 lacs approximately. On area basis there was one High School in 79 Sq. K. M. and one Middle School in 24 Sqr. K.M.

There were 5 feeding Primary Schools for one Middle School and 3 feeding Middle Schools for one High School in the year under report. There are some districts in which number of schools was very small in comparison with other districts. Special effort was being made to encourage expansion of Secondary Education in the areas.

Table showing teachers in Secondary level, 1978-79

	Trained			Untrained			Total		
	Men	Women	Total	Men	Women	Total	Men	Women	Total
High ..	12,305	1,950	14,255	5,775	979	6,754	18,080	2,929	21,009
Middle ..	10,887	1,277	12,164	9,180	910	10,090	20,067	2,187	22,254

Scales of pay of School teachers in High and Middle Schools are given below--

Government/Private	Headmaster—Trained Graduate (Non-Gazetted).	Rs. 500—15—590—E.B.—20—710—E.B.—25—760—30—790—35—825.
High School ..	Assistant Teacher (Do.) ..	Rs. 400—10—410—15—500—E.B.—20—620
	Trained Intermediate/Untrained Graduate.	Rs. 320—8—344—10—374—E.B.—12—410—15—500.
	Untrained Intermediate/Trained Matric.	Rs. 255—5—285—7—320—E.B.—10—360

Dearness allowance—24½ per cent D. A. upto Rs. 300 and above Rs. 300 D. A. is 17½ per cent

### House Rent allowance in Government Schools—

Varies from 5 per cent to 7½ per cent of pay for various categories of employees, who were residing in towns with population of 20,000 and above.

### Size of Classes—

The maximum enrolment in each of the Classes-IV and V of High and Middle Schools is limited to 44 and that in other classes of Secondary stage to 40. The size of class-room was stipulated to be 400 Sq. ft. with minimum breadth of 16 ft.

### Financial Concessions (Stipend, Scholarship and Free Studentship):—

Scholarship stipends, free studentships and other financial concessions were granted on the basis of merit and merit-cum-poverty to the deserving candidates.

A statement regarding the name and number of scholarships, rate per month and amount released thereon during the year 1978-79 is given below—

*Statement showing the number of scholarships & stipends awarded to student in school and colleges in Orissa during 1978-79*

Serial No.	Name of the Scheme	Class	No. of Scheme	Rate of Scheme	Actual expenditure
(1)	(2)	(3)	(4)	(5)	(6)
1	Fresh & continuance of L. P. Merit Scholarship.	IV to V	4000	Rs. 7 per month	1,68,000
2	Fresh & continuance of U. P. Merit Scholarship.	VI to VII	2000	Rs. 9 per month	4,32,000
3	Fresh & continuance of 300 M. E. Merit Scholarships (for 4 years).	VIII to XI	300	Rs. 20 per month	2,88,000
4	Fresh & continuance of 628 N. R. T. Matching Scholarships (for 4 years).	VIII to XI	628	Rs. 15 each month	4,52,160
5	Fresh & continuance of 652 M. E. Merit Scholarship (for 4 years).	VIII to XI	652	Rs. 15 per month	4,69,440
6	Continuance & Fresh award of 500 M.E. Merit Scholarship Rs. 20 each per month & enhancement of 652 & 628 N. R. T. Matching Scholarship of Rs. 15 to Rs. 20 per month (for 4 years).	VIII to XI	500	Rs. 20 each per month and enhancement Rs.15 to Rs. 20.	7,87,000
7	Continuance & Fresh award of 500 new M.E. Merit Scholarship.	VIII to X	500	Rs. 20 per month	1,00,000
8	Continuance & Fresh award of N. R. T. Scholarship.	VIII to XI	1492	Rs. 1,000 per annum Rs. 500 per annum, Rs. 250 per annum, Rs. 150 per month.	31,46,000
9	Attendance scholarship to Girl students belonging to S. C. & S. T.	VIII	4000	Rs. 30 per month	1,20,000
10	Government of India Merit Scholarship.	(Contingency expenditure only) T. A. and other expr.)		for remuneration,	9,085
11	Award of Sanskrit Scholarship student of Higher & Higher Secondary School studying Sanskrit as one of their subject.	IX to XII	50	Rs. 10 per month	16,500
12	Educational concession to ex-service personnel.	(Works-load and performance)			10,000
13	National Scholarship Scheme	Post-Matric Stage.		Rs. 50 Day Scholar Rs. 75 Hosteller (At I. A. & I.Sc. Stage)—Rs. 75 Day Scholar, Rs. 110 Hosteller (B. A. & B. Sc. 2nd and 3rd year)—Rs. 100 Day Scholar, Rs. 125 Hosteller (B.E.B. Tech., M.B.B.S)—Rs. 100 Day Scholar.	28,64,130

(1)	(2)	(3)	(4)	(5)	(6)
		Post-Graduate Stage.		Rs. 125 Hosteller (M. A. LL. B.& B. Ed.) (M. Sc. LL. M.,M.Ed.).	
	Post-Matric and Post-Graduate ..	..	..	Rs. 125 Hosteller (M. A. LL. B.& B. Ed.) (M. Sc. LL. M.,M. Ed.) 4035.	35,08,430
	Post-Matric and Post-Graduate..	..	..	Rs. 125 Hosteller (M. A. LL. B.& B. Ed.) (M.Sc. LL. M.,M. Ed., 4356.	36,11,640
14	Junior College Merit Scholarship	Intermediate ..	825	Rs. 40 per month	7,92,000
15	Senior College Merit Scholarship	Graduate ..	185	Rs. 50 ..	2,22,000
16	Merit Scholarship	.. Intermediate ..			
17	P.-G. Merit Scholarship	.. P.-G. Stage ..	75	Rs. 60	1,09,440
18	Indiari School Examination	Intermediate level.	1	Rs. 40	480
19	B. Ed./M. Ed. Scholarship	P.-G. Level			
20	N. S. for Teacher's Children	I. A./I. Sc./B.A./ B. Sc./M. A./ M. Sc./Medical/ Eng.	27	Rs. 50 Rs. 75 Rs. 75 Rs. 110 Rs. 100 Rs. 125.	76,950
21	Hindi	.. ..	112	Rs. 112	
22	Tuition Fees concession	1st year to VIth year.	No. limit, @ 8, 18,11.	9	3,612
			as per fee receipt		3,780
23	Book Grant	.. 1st year to VIth year.	No. limit, @ 40 p. m. @ 100 p. m.		
24	Freedom Fighter	.. 1st year to VIth year.	105 @ 30 and 50	..	23,760
25	Financial Assistance	.. 1st year to VIth year.	900 @ 100	--	90,000
26	Research Schorship after P.-G. ..	..	4 @ 400,500	..	6,600

**Method and Standard of Teaching—**

Modern methods of teaching were followed in all Secondary Schools and attempts were made to see that the number of trained teachers in each school would increase from year to year so that efficiency in the standard of teaching was maintained. Teachers were deputed to attend in-Service Training Courses, Seminars and workshops etc. in different subjects for improving their efficiency.

Inspecting Officers insisted upon the use of different types of teaching aids and grants were given by Government to schools for purchase of Science equipments and other teaching aids.

**Medium of instruction—**

Generally the medium of Instruction of all Secondary Schools was the regional language i. e. Oriya, On the demand of the locality, a few bilingual schools were also running in the year under report. Mainly Hindi, Bengali, Telugu, Urdu and English were used as medium of Instruction in these bilingual schools and the regional language was taught as language subject in these schools.

**Teaching of Hindi—**

Hindi was taught as an extra compulsory subject from Class VI to IX in Secondary Schools. Hindi was prescribed as an optional subject for H. Sc. Examination.

**Scales of pay of Hindi teachers—**

Rs. 255—360 Matric untrained or non-Matric trained with Hindipravin, Kovid, Avijna etc.

Rs. 320—500 I. A. or Matric with Hindi Training or B. A, with Hindi Training or B. A. with Hindipravin or Kovid Avijna.

Rs. 370—570 B. A. Kovid with Hindi training or Sanskrit from Kendriya Samastha.

Rs. 375—620 17 per cent selection grade.

**Examination Result—**

One scholarship examination was conducted at the end of class VII for which selected candidates were sent by the Headmasters of middle and High Schools to compete for scholarships. This examination was conducted by the Board of Secondary Education, Orissa.

The Public Examination, held at the end of Class XI is called the High School Certificate Examination. This examination is conducted by the Board of Secondary Education Orissa. Two such examinations were held during the year 1978-79. Candidates who could not take up the 1st H. S. C. Examination or failed in the same examination, appeared at the 2nd H. S. C. Examination.

1. Various workshops, symposia and conferences were organised at Secondary level for the benefit of both students and teachers.

2. Sports and N. C. C. Camps were organised in which many students of Secondary Schools participated during the year under report.

## CHAPTER VI

**University and Collegiate Education**

*General*—During the year under review there were four (4) Universities out of which 3 were for general education and 1 (O. U. A. T.) was for Agricultural Science and Technology. The total number of college for general education in the State was 118 of which 52 were managed by Government and the rest were non-Government institutions during 1978-79. Post-Graduate teaching in Arts, Science and Commerce was done by the teaching departments of three Universities and three Government colleges in the State. The total enrolment of the students in colleges and Universities for general education was 90,744 out of which 75235 were boys and 15509 were girls.

Suitable measures were adopted for the improvement of higher education by bringing about changes in the curricula, introduction of improved methods of teaching, examination reforms, improvement of textual materials and diversification of courses, introduction of job-oriented and work experience courses and removal of some of the long felt deficiencies relating to completion of buildings. Provision of well equipped libraries and laboratories was given higher priority in the allocation for higher education. A brief report of each of these 3 Universities for general education is given below:—

**Utkal University**

The Utkal University as the premier University of the State continued this year with the following P.-G. Teaching Departments—

1. Applied Economics
2. English
3. Geography
4. History
5. Oriya
6. Philosophy
7. Political Science
8. Psychology
9. Labour Welfare
10. Sociology
11. Sanskrit
12. Mathematics
13. Statistics
14. Physics
15. Chemistry
16. Botany
17. Zoology
18. Geology
19. Commerce
20. Law

*Number of teachers appointed for teaching Department in the University*

Rank	Scales of pay	Male	Female	Total
(1)	(2)	(3)	(4)	(5)
1. Professors	Rs. 1,500—2,500	24	1	25
2. Readers	Rs. 1,200—1,900	38	5	43
3. Lecturers	Rs. 700—1,600	71	12	83
<b>Total</b>		<b>133</b>	<b>18</b>	<b>151</b>

Enrolment	Boys	Girls	Total
(1)	(2)	(3)	(4)
S. C.	104	12	116
S. T.	42	3	45
Others	1,565	525	2,090

**Sambalpur University**

Sambalpur University continued to function during the year 1978-79 at Jyotivihar, Burla, Sambalpur with following P.-G. Teaching Departments—

1. Oriya
2. English
3. History
4. Political Science
5. Economics
6. Sociology and Social Anthropology
7. Home Science
8. Statistics
9. Library Science
10. Chemistry
11. Physics
12. Biological Science
13. Mathematics

1. No. of colleges under the central of this University in the year 1978-79 were 31.  
The teacher appointed for the Teaching Department were as follows:—

	Scale of pay	Male	Female	Total
(1)	(2)	(3)	(4)	(5)
	Rs.			
2. (a) Professor	1,500—2,500	8	..	8
(b) Reader	1,200—1,900	21	1	22
(c) Lecturer	700—1,600	33	4	37
2. Expenditure	Recurring	Non-recurring		Total
	28,14,840	4,88,630		33,03,470



## 4. Students getting scholarships stipends and free studentship etc.

	Boys	Girls	Total
(a) Scholarships ..	62	10	72
(b) Stipend ..	18	2	20
(c) Free-studentship ..	136	19	155

5. Medium of Instruction—English

6. Research in College/University—

The University provided scope and facilities for research work in the P. G. Departments and also affiliated colleges. Grants were also provided by the University and other institutions like U. G. C., C. S. I. R. etc. through the University. Fourteen persons were awarded Ph. D. degree this year. Junior Research fellows and teacher fellows continued research work. The teachers were being encouraged to take active part in All Orissa and All India Seminars and Conferences, students were sent on study tours to different parts of the country to extend the sphere of their knowledge.

## New Development and extra curriculars :—

The Youth Welfare Board of this University conducted the Chancellor's debate and inter-college competition in essay, music and one act play as usual.

The University Employment Guidance Bureau continued publication of its bi-monthly bulletin 'Niyog Jyoti' to acquaint students with different avenues of employment.

The N. C. C. continued to be popular among students and earned appreciation from the public for its social association and good work.

## 9. A brief note on Important Progress

The University was in its thirteenth year of existence had Fourteen Post Graduate Departments to impart education with more intake of students. M. Phil courses in English, Oriya, Political Science, History, Chemistry, Physics, Biological Science, Mathematics have been offered. Construction of fourth Boys Hostel was in progress. Construction of High School building and the 'F' type quarters were under progress. Construction of animal house for the School of Life Science was nearing completion and workshop of Physics Department was in progress. Construction work of Water Reservoir at the hill top was in progress.

## Berhampur University

1. No. of Colleges under Berhampur University in the year 1978-79 .. 20

2. No. of Teachers appointed for the Teaching Departments of the University

(1)	Scale of pay (2) Rs.	Male (3)	Female (4)	Total (5)
(a) Professor ..	1,500—2,500	13	..	13
(b) Reader ..	1,200—1,900	21	1	22
(c) Lecturer ..	700—1,600	36	3	39

3. Expenditure .. 1,08,55,049-63

4. Students getting scholarship, stipend and free-studentship etc.

	Boys (2)	Girls (3)	Total (4)
(a) Scholarship ..	78	11	89
(b) Stipend ..	..	..	..
(c) Free-studentship ..	104	35	139

### Development and Extra Curriculars

During the year, tremendous efforts have been made to improve and augment the physical facilities for teaching, research and library services. The following projects were completed during the year.

1. 12 seated Teachers Hostel (already allotted and occupied by the teachers)
2. Workshop for the Science Department
3. Farm House for the Botany Department
4. Animal House for the Zoology Department
5. Some additions and alternations to the administrative building
6. High School for the campus

The N. S. S. Scheme was under operation in all the affiliated Colleges as well as the Post-Graduate Departments. As against 60 units operating in the previous year 10 more units were added during the year raising it to 70. Each unit consists of 50 students under one N. S. S. Officer. The total financial involvement is about 2.10 lakhs on normal programme and 1.05 lakhs on special camping programmes. During the Year under report 32 camps were held which were participated by about 1,500 students.

During the year the students participated in the Inter-College Tournaments of this University. The Basket Ball team of the University became the Runners up in the East Zone Tournament and participated in the All India Inter Zonal Matches held at Varanasi.

The University also participated in the Inter University Tournament conducted by I. U. S. B., New Delhi.

During this year the University opened M. Phil regular course in all the Post Graduate Departments with 5 seats except in Marine Science with 16 seats was also introduced. The number of seats in different P.-G. Departments were also increased during the year by about 60 more to cater to the needs of increasing demand. As an aid to the teaching in journalism and Mass Communication a teleprinter Service was installed during the year in the University.

Government concurrence for opening of M. A. Class in History in the Joypore College was received. Further affiliation for increase of seats in different affiliated colleges and for introduction of new honour courses in various affiliated colleges was accorded by the University and these courses were started and increased admission were made. B. Sc. classes with 64 seats in the Women's college Berhampur was also introduced.

The research activities of the University were tremendously increased. Almost all the Departments were actively engaged in research funded by the U. G. C., C. S. I. R. and I. C. M. R. etc. on various projects submitted by the teachers of the Post-Graduate Departments. There were 80 research fellows working in various projects under the guidance of the teachers of this University. Besides 28 teacher fellows were doing research in various Departments under the teacher fellowship Scheme. Recently 12 more research scholars joined in various schemes financed by C. S. I. R.

Thus there were 120 Research fellows now doing active research under the guidance of the teachers of the University. Altogether the U. G. C. was financing 20 research projects of which 16 were on personal schemes of the teachers and 12 are under minor projects submitted by the teachers to the U. G. C. The total financial outlay for all these schemes roughly amounts to Rs. 14 lakhs.

Three teachers of this University went abroad for doing post doctoral Research on foreign scholarship during the year under report.

## CHAPTER VII

## TRAINING OF TEACHERS

With a view to preparing teachers for various schools there were different types of teachers training Institutions. These teachers training institutions were of four types.

1. Post-Graduate Training Colleges.—The Colleges having B. Ed and M. Ed courses
2. Under-Graduate Training Colleges,—Secondary Training Schools are treated as under-graduate training Colleges for the purpose of Administration Report.
3. Training Schools,—These are elementary training schools of the State
4. Other Training Institutions—These are Hindi Training Colleges/Institutes, Sanskrit Colleges, Physical Training Colleges and Arts and Craft Training Institutions of the State.

#### 1. Post-Graduate Training Colleges

There were seven post-graduate teachers training colleges in the State during the period under report. Out of them one was under the management of Central Government and the rest six were State Government.

Names of these Training Colleges are given below:—

1. Regional College of Education, Bhubaneswar ( Govt. of India )
2. Radhanath Training College, Cuttack
3. Basic Training College, Angul, Dhenkanal
4. Government Training College, Sambalpur
5. Government Training College, Berhampur
6. Government Training College, Balangir
7. Government Training College, Balasore

Sl. No. 1 to 3 were affiliated to Utkal University

Sl. No. 4 and 6 were affiliated to Sambalpur University

and Sl. 5 was affiliated to Berhampur University

Graduates in Arts Science or Commerce were eligible to under go training in these institutions. The Training Colleges provided one year B. Ed. Courses in Principles of Education, Educational Psychology, Educational Thoughts, Educational Administration and Supervision, methods of teaching, Educational management and guidance. Educational Research Methodology and so on.

After completion of the course successfully the Bachelor of the Education (B. Ed.) Degree was offered to the candidates by the University.

Out of these six colleges provision of M. Ed. course was made in the following two Colleges—

Regional College of Education, Bhubaneswar

Radhanath Training College, Cuttack

A trainee had to continue one year more to have M. Ed. Degree after completion of B. Ed.

#### Enrolment of Training Colleges in 1978-79

	Roll Strength	S. C.	S. T.
Boys	1156	39	18
Girls	477	5	6
<b>Total</b>	<b>1,633</b>	<b>44</b>	<b>24</b>

		Teachers		
		All Total	S. C.	S. T.
Men	..	124	1	..
Women	..	13	..	1
<b>Total</b>	..	<b>137</b>	<b>1</b>	<b>1</b>

## II. Under-Graduate Training Colleges

Post-Matric Training Schools in the State were known as under-Graduate Training Colleges for the purpose of Statistics and returns, of the All India level. In Orissa these institutions were known as Secondary Training Schools and Matriculate and Intermediate candidates were eligible to under-go training in these Schools.

There were 76 Secondary Training Schools and two Hindi Training Schools. So, the total number of Secondary Training Schools in the State were 78 and out of them 60 were meant for boys and 18 for girls.

These schools provided a two-year courses and the capacity of every school was 100 (1st year 50 + 2nd year 50) each trainee was allowed a stipend @ Rs. 75 P. M. Successful candidates were required to teach at High, Middle and Primary School stage. Number of students and teachers in Secondary Training Schools in 1978-79:—

		Students		
		Roll strength	Scheduled Caste	Scheduled Tribe
(1)		(2)	(3)	(4)
Boys	..	3,575	413	380
Girls	..	2,113	55	43
<b>Total</b>	..	<b>5,688</b>	<b>468</b>	<b>423</b>

		Teachers		
		All Total	Scheduled Caste	Scheduled Tribe
(1)		(2)	(3)	(4)
Men	..	336	1	1
Women	..	97	..	..
<b>Total</b>	..	<b>433</b>	<b>1</b>	<b>1</b>

## III. Training Schools

In order to ensure better standard of Education, Matriculation was taken as the minimum qualification for Primary School Teachers. So, Elementary Training Schools in which non-Matric candidates were trained, were not much in demand. Still then the non-Matric teachers who were already inservice but not trained, were required to undergo this training. For them seven Elementary Training Schools continued in the years under report. Out of them two were regular and five provided condensed courses. The list of Elementary Training Schools is given below :—

Regular	Condensed
1. Umerkote Elementary Training School	1. Gunupur Elementary Training School
2. Bisamakatak Elementary Training School	2. Tikabali Elementary Training School
	3. Naria Elementary Training School
	4. Women's Training Institution, Cuttack
	5. Urdu Elementary Training School attached to Mohammaden Training Schools, Cuttack.

A. Regular Elementary Training Schools provided two-year course and candidates had to undergo training with stipend at the rate of Rs. 45 per month.

B. Condensed Course in Secondary Training School provided a Short Course Training for 3 months to the candidates with long teaching experience and they were allowed to draw their salaries while attending the training course.

#### IV. Other Teachers Training Institutions

The Hindi Training Institutions at Cuttack and Bhubaneswar provided ten-month course to the candidates who had passed Kovid Examination in Hindi and High School Certificate Examination. The Institution imparted a content-cum-methodology course in Hindi. The subjects were Hindi language and literature, educational psychology and methods of Hindi training. The Institution at Cuttack was run by the Government of Orissa and Institution at Bhubaneswar was financed by the Central Government.

The Government School of Arts and Crafts at Khallikote provided training for Craft Teachers for Secondary Schools. This Institution continued during the year under report.

The College of Physical Education at Cuttack continued to impart Physical Training to each Physical Education Teacher in Secondary Schools. It continued to function during the year under report.

Apart from that two Elementary Training standard schools were functioning in the State. They were one Urdu Elementary Training School at Cuttack and another Telgu Elementary Training School at Parlakhemundi.

## CHAPTER VIII

## ADULT EDUCATION

**Introduction**

The education department in collaboration with other departments engaged in developmental programmes provided the platform for educating the adults. The main thrust of the programme was to upgrade the socio-economic status of the illiterate through education. Thus, this programme is not merely a scheme to spread literacy among the illiterate adults but also a programme through which functional skill and awareness were promoted among the beneficiaries of this scheme.

In order to achieve these objectives the following activities continued during the year under report.—

1. Adult Education centres were opened in selected blocks.
2. Books and leaflets were produced for illiterates and neo-literates.
3. Audio-visual programmes were organised in rural areas.
4. Mass media like radio, television were used to propagate the scheme and mass media were also used to educate the illiterates.

The Adult education programme was implemented through three different schemes.

1. Normal adult literacy programme financed by the State Government.
2. Farmers' Functional Literacy programme fully funded by the Government of India.
3. Non-formal education programme funded on matching basis between the State Government and the Government of India.

**Farmers' Functional Literacy Programme**

This scheme was operated in the districts of Keonjhar, Sambalpur, Balasore, Kalahandi, Ganjam and Puri through full financial assistance from the Government of India. In each of these districts 120 Farmers Functional Literacy Centres were opened. We have provision to enroll 30 learners per centre. Thus, in the entire State 7200 centres were functioning during the year under report to provide adult education facilities to 21,600 adults who are mostly farmers or agricultural labourers. The duration of these centres is ten months and during this period the learners are exposed to literacy skills as well as rudimentary knowledge of modern farming skill with a view to help them increase their productivity & hence uplift their economic standard. For organising these centres in the aforesaid districts, project officers have been appointed. These project officers have a number of activities, i. e. (a) identification of instructors (b) identification of centres, (c) organisation of training programme for the instructors and (d) liaison with other developmental functionaries like; village level agricultural workers, health workers, veterinary stock man, etc.

For supervision of the centres a cluster of 10 centres were supervised by a part-time supervisor with a monthly honorarium of Rs. 50. The Instructors are paid an honorarium of Rs. 50 p. m. for such centres. The learners are provided with free reading and writing materials and also the centres are provided with contingent expenditure for illumination as these centres are organised in evening hours.

**Non-formal Education**

The Non-formal education programme was organised in six districts of the State on matching basis i. e. funds for three districts namely, Balasore, Puri and Sundargarh were provided by the Government of India whereas for the districts of Dhenkanal, Mayurbhanj and Kalahandi funds were provided by the State Government. In each of these district 100 centres were opened with a provision of accommodating 30 learners per district. Thus in the State 600 centres have been opened through which 18,000 adults were educated. These centres Continued for a period of 8 months. In the non-formal centre, the felt need of the learners were taken into consideration & depending on the need education was being imparted so as to help the individual to upgrade functional skill. Nearly 22 different learning materials were developed to cater to the need of the learners in such centres. It may be mentioned here that the programme for the districts of Puri, Balasore and Kalahandi were looked after by the same Project Officers who were appointed for the Farmers' Functional Literacy programme. For the districts of Dhenkanal, Mayurbhanj and Sundargarh, three Project Officers were appointed. Two of these Project Officers were appointed by keeping two posts of Chief Organiser of Adult Education in abeyance and the third post was filled up by way of promoting another officer of the Adult Education wing. The role and responsibility of these officers are identical to that of the Project Officers under Farmers' Functional Literacy Project.

The Instructors for such centres were also provided with an honorarium of Rs. 50 p. m. and the centres are provided with lighting expenses, free textual materials as well as writing materials. A cluster of 10 centres were supervised by part-time supervisors with a monthly honorarium of Rs. 50.

**Normal Adult Literacy Programme—**

During the year under report, the normal Adult Literacy programme was also modified and in each of the districts of the State 30 centres were organised to provide educational opportunity to 11,700 adults. These centres were organised in the same pattern as that of the Farmers' Functional Literacy programme.

**Enrolment**

The enrolment during the year under report are as follows—

1. Non-formal Education Programme	..	18,000
2. Farmers Functional Literacy Project	..	21,600
3. Normal Adult Literacy programme	..	19,500

An evaluation has been made and it is observed that out of the total enrolment about 42 per cent adults have been made literate and are able to comprehend a paragraph from a New chapter.

**Organisation—**

In order to enlighten the common people about better standard of living film shows, Radio listening groups, Pallas, Daskathis, Village Leaders Training Camps, Discussion groups were organised during this year.

**Production of Literature—**

The Adult Education wing of the Directorate has produced the following books and charts etc. for distribution in all the literacy centres in the State for use as Primer, reader and follow up literature for the neo-literates.

1. Lipi Lekha, 2. Pathamala, 3. Driyevana Sikshya (Kai), 4. Gaham Chasa, 5. Mandia Chasa  
6. Dhana Chasa ra ketotidiga.

1. Sankhya Chart ; 2. Lipi Chart

The following table shows the position in 1977-78 and actuals in 1978-79—

		1977-78	1978-79
<b>I. Non-formal Education Programme</b>			
(a) Number of districts covered	..	4	6
(b) Number of blocks covered	..	12	18
(c) Number of centres opened	..	400	600
(d) Number of person enrolled	..	12,000	18,000
<b>II. Farmers' Functional Literacy</b>			
(a) Number of districts covered	..	5	6
(b) Number of blocks covered	..	42	60
(c) Number of centres	..	300	720
(d) Number of persons enrolled	..	9,000	21,600
<b>III. Normal Adult Literacy Programme</b>			
(a) Number of districts covered	..	13	13
(b) Number of blocks covered	..	22	20
(c) Number of centres	..	650	450
(d) Number of Adults enrolled	..	19,500	13,500
<b>IV. Rural Functional Literacy Programme</b>			
(a) Number of districts covered	..	..	..
(b) Number of blocks covered	..	..	..
(c) Number of centres opened	..	..	..
(d) Number of Adults enrolled	..	..	..

		1977-78	1978-79
<b>V. Voluntary Agencies</b>			
(a) Number of centres opened	..	250	420
(b) Number of adults enrolled	..	770	12,600
<b>VI. Nehru Yuva Kendras</b>			
(a) Number of centres opened	..	125	250
(b) Number of adults enrolled	..	3,750	7,500
<b>VII. Volunteers of NSS</b>			
(a) Number of centres opened	..	120	280
(b) Number of Adults enrolled	..	3,600	7,400



## CHAPTER IX

## EDUCATION FOR GIRLS AND WOMEN

**Type of Institutions**

Although Co-education was in vogue, still special care was taken for improvement of girls and women's education. At all stages of education there were institutions specially meant for girls and women. Number of girls and women institutions during 1978-79 is given below.

1. Primary School for Girls	..	216
2. Middle Schools for Girls	..	63
3. High Schools for Girls	..	219
4. Secondary Training Schools for Women	..	16
5. Colleges for Women	..	11

Out of 63 Girls Middle Schools, 3 were Government managed, 57 were aided and 3 were N.A.C. managed. Out of 219 Girls High Schools, 99 were Government managed, 117 were aided and 3 were N. A. C. managed.

Number of students reading and number of teachers serving in Girls and women institutions are included in the general table.

**Co-education**

It has been mentioned earlier that Co-education was provided at every stage of education during the year under report. 68,346, 1,53,888, 10,00,602 girls students were continuing their studies at collegiate, training, High, Middle and Primary level respectively during the year.

**Scholarship, stipend, free student-ships, financial concession at different stages of Edn. :—**

Up to secondary level Girls education is free. Moreover attendance scholarships were given to the age-group of 6—11 and 11—14 viz. up to middle School level to the S. C. S. T. and other backward class girls. Various scholarships were offered to the students irrespective of sex on merit basis.

Girls students reading in colleges were granted exemption of half the tuition fee if their parents or natural guardians were assessed to income-tax or agricultural income-tax.

**Women supervisory staff**

Following class I & class II posts in the school Directorate continued during this year who were in charge of supervision and development of girls education.

1. Dy. D. P. I., Women's Education, Orissa
2. Assistant D. P. I. Women's Education, Orissa

In the General Inspecting staff quota was fixed for lady officers.

The quota fixed and actuals in services is given below—

Designation	No. of posts	Quota fixed	Actual in service
(1)	(2)	(3)	(4)
1. Inspector of Schools, Class I	.. 15	3	3
2. District Inspector of Schools in Class II	56	5	5
3. Dy. Inspectress	5	5	5

## CHAPTER X

## NEW ORGANISATIONS AND INNOVATIONS

## Introduction

In this Chapter brief notes on activities of the new organisation and innovations in the State have been given. Some of these organisations were started much earlier and some were recently set up. Some innovations were introduced during the recent years. Many of these organisations and projects were centrally sponsored and then taken up by the State Government. Others were initiated by the State Government with central assistance or without, with a view to bringing about qualitative improvement as well as expansion of Education. Although some of them were related to specific stages, many of them were concerned with education starting from primary up to university. Almost all of them were multi-disciplinary in nature and were expected to bring about desirable changes in almost all stages of education.

## State Council of Educational Research and Training, Orissa, Bhubaneswar

The State Institute of Education was established in Orissa in the year 1964 keeping the following points

The fundamental role of the State Institute of Education is to bring about a qualitative improvement of Education. The State Education Department, as they are constituted at present, are not adequately equipped to tackle problems of qualitative improvement, although they are fairly well-equipped to deal with problems of administration, finance and control of educational institutions. The State Institute of Education, which is conceived as an integral part of the State Education Department, is being established to remove this deficiency. This may, therefore, be described as the special unit created in the Education Department to look after all programmes of qualitative improvement of education and in particular with such problems as (1) Improvement of supervision and administration; (2) improvement of teachers through programmes of pre-service and of inservice training and production of essential literature; (3) improvement of curricula, teaching methods and teaching aids; (4) development of research to assist in the solution of all educational problems; (5) evaluation of educational programmes from time to time; and (6) conduct and supervision of educational experiments. For reasons of convenience, this Institute is expected to make a modest beginning by trying to tackle problems of elementary education only, in the first instance. But as funds and personnel become available, it is hoped that its scope would be extended to other sectors of education until it becomes a counterpart of the National Council of Educational Research and Training at the State level.

Although the functions of the State Institute of Education were quite comprehensive, the main functions of the institute were categorised into four (1) Training, (2) Extension, (3) Research and (4) Publication. Subsequently its collaborative efforts with the national and international agencies broadened the scope of activities and extended the horizon of its function.

To fall in line with the National level and to make it the counterpart of the NCERT it was envisaged to have the following Departments in the institute as per the Government Resolution No. 16048, dated 1-5-1979

- (i) Department of Pre-school and Elementary Education
- (ii) Department of Teacher Education and Inservice Education
- (iii) Department of Extension Services and School Management
- (iv) Department of Examination Reform and Guidance
- (v) Department of Research Co-ordination
- (vi) Department of Educational Survey and Statistics
- (vii) Department of Science and Mathematics Education
- (viii) Department of Curriculum Research and Special Curriculum Renewal Projects
- (ix) Department of Adult and Non-formal Education
- (x) Department of Educational Technology
- (xi) Department of work Education and Asshetic Education
- (xii) Department of Publication and Publicity

The S. I. E. was redesignated as State Council of Educational Research and Training (SCERT) by the State Government in January 1979. The SCERT was formally inaugurated by Dr. P. C. Chunder, the Minister for Education and Social Services on 16-1-1979. The SCERT became the academic wing of

Directorate of Education and started working for the qualitative improvement of school education and successful implementation of the scheme for universalisation of elementary education. The existing units of the SCERT, Science Education Unit, Educational Technology Cell and Publication and Publicity Unit of the Directorate of Public Instruction were brought together and reorganised to form a large number of Departments. The Director, SCERT was authorised to exercise control over Inspecting Officers for implementing various projects in Teacher Education, School Education and Supervision. The SCERT was thus, made to function as a Centre of Advanced Studies and Research in Education and to play a leadership role in improving the quality of teacher education, and school education. For speeding up the process of qualitative improvement, the Teacher Training Schools were placed under its administrative control and it was authorised to co-ordinate the work of the Teacher Training Colleges of the State.

Existing staff members of the SCERT:

#### GAZETTED OFFICERS

1. Dr. S. Dash, Director
2. Shri J. M. Rathor, Deputy Director
3. Shri G. C. Patnaik, Reader in Science Education
4. Shri B. Pati, Reader in Education
5. Dr. R. N. Pani, Lecturer in Education
6. Dr. S. Samal, Lecturer in Education
7. Shri R. Hota, Lecturer in Education
8. Shrimati D. Sinha Roy, Lecturer in Education
9. Shri G. S. Mahapatra, Lecturer in Education
10. Shri S. B. Mohanty, Lecturer in Education
11. Shri B. Mohanty, Lecturer in Education
12. Shri N. Padhy, Lecturer in Education
13. Shri R. K. Chhotray, Psychologist
14. Shri D. C. Misra, Counsellor
15. Shri P. C. Mishra, Lecturer in Education
16. Shri S. M. Pani, Lecturer in Education
17. Shri P. N. Misra, Counsellor

#### NON-GAZETTED OFFICERS

1. Shri N. Panda, Occupational Information Officer
2. Shrimati S. P. Patnaik, Assistant Counsellor
3. Shri G. C. Pradhan, Co-ordinator
4. Shri J. Tripathy, Statistical Assistant
5. Shri N. Misra, Technical Assistant

Besides the above, there are Class III and Class IV Employees

#### 2. Significant activities and Achievements

The year 1978-79 was in many respects an year of transition and uncertainty for the SIE/SCERT, apart from the movement of Departments and the consequent change in the structure, function and status of the institution. Deputation of as many as 4 members to U. K. for special training added to the feeling of uncertainty for several months.

## Publications

Serial No.	Publications	Titles	Serial No.	Publication	Titles
(1)	(2)	(3)	(1)	(2)	(3)
1	Text Book for Class I	.. 1	9	Text Books for Class IV	.. 4
2	Text Book for Class III	.. 1	10	Teachers Hand-Book for Class III	.. 5
3	Text Books for Class III	.. 4	11	Teachers' Guide Books for Class III to V.	4
4	Sikshaloka	.. 4 Issues		..	
5	Hand Book for Pre-primary	.. 1	12	Special Publication on Guidance	1
6	Extract from Patel Committee Report.	1	13	Remedial Teachers Scheme	1
7	Scheme of R. P. O. P.	.. 1	14	Teacher's Notes on Radio Programme (School Broadcast).	2
8	Hand-book for Counsellor	.. 1		..	

In addition to the above manuscripts for other text books of class IV and all the text books for Class V, corresponding guide books and books/modals for the implementation of Project III were prepared.

## Training

Serial No.	Programme	Number of courses	Total number of participants
(1)	(2)	(3)	(4)
1	UNICEF aided Project I	.. 4	131
2	UNICEF aided Project II	.. 3	154
3	UNICEF aided Project III	.. 3	154
4	Research Methodology	.. 1	37
5	Mass Inservice Training	.. 16	333
6	Resource Persons: Teacher Education	.. 3	122
7	Primary Teachers	.. 11	570

## Research Projects Completed—

1. A study on Evaluation of Teachers' work
2. A report on valuation on Science Education Programme
3. A study on Remedial Teaching in Primary Education
4. Health Education Programme in an experimental school
5. Construction of verbal and non-verbal group test of Intelligence
6. Report on reorganisation of Centre schools and Centre meeting activities in Primary Schools of Orissa
7. A survey on Educational Research
8. A survey on Problems of Sec. Training Schools
9. Setting an ideal question paper on Arithmetic (Class VII)
10. An Investigation into Educational Problems of Tribal Children

### The Orissa State Bureau of Text Book Preparation and Production, Bhubaneswar

The Orissa State Bureau of Text Book Preparation and Production, Bhubaneswar was established during the March 1970 with the following aims and objectives :—

- (a) to aid and promote advancement of education in general ;
- (b) to produce text books, handbooks, for teachers, work books, perfiles and other educational literature useful for furtherance of teaching or learning in educational institutions and for producing books for higher education in the regional language of the State ;
- (c) to encourage and procure expert authors having knowledge and experience to write text books in Oriya or translate authentic books into Oriya on various subjects suited to requirements of the curricula and syllabi prescribed by Government or other appropriate authority ;
- (d) To undertake research in text book production and ancillary aids and educational literature concerning the various methods of education and aids for education and otherwise directed towards securing improvement in the general educational standards ;
- (e) to frame, develop and recommend to the Government and other appropriate authorities curricula and syllabi, for the pupose of improvement in the general educational standard ;
- (f) to establish and maintain libraries to facilitate research in general and in curricula, syllabi and text book production in particular ;
- (g) to stop, utilise and account for the gift paper received through Government of India or Government of Orissa ; and
- (h) to implement any scheme for full supply of books.

#### Board of Governors—

The Board of Governors consisted of a President, a Vice-President and seventeen other members. The Board was headed by the Minister, Education & Youth Services, Orissa. The Secretary, Education Department was the Vice-President. The Board was responsible for formulating policy and for giving necessary directions to the Bureau for realisation of its aims and objectives. The Board met once during the year under report. Fourteen meetings have been held from its inception.

#### Members of the Bureau

They are eighteen members. In Annual General meeting the reports of work done during the preceding year, accounts of the Bureau of such Year, appointment of auditors and translations and other business submitted by the Bureau were considered. The Annual General Meeting of the members of the Bureau was held on 23-3-1979.

#### Executive Committee—

The Executive Committee was headed by the Minister, Education and Youth Services, Orissa as President. The Secretary to Government of Orissa, Education and Youth Services Department was the Vice-President. In addition to this, there were seven (7) members including three non-official members of the Board of Governors. It gave necessary advice and instruction in discharging all the important functions of the Bureau. The Committee last met on 23-4-1979 and 36 meetings were held upto 23-4-1979.

#### Expert Committee on different subjects—

There were 25 Expert Committees on 25 different subjects. They recommended the names of author's, reviewers and translators. They selected books for translation into Oriya. They also recommended the standard of the books, pages to be written, etc.

#### Press Committee—

There was a Press Committee. It gave valuable suggestions and recommendations with regard to the publications of the books. It consisted of 5 members including the Director and General-Secretary of the Bureau. The Committee last met on 18-12-1978.

#### Price Fixation Committee—

A price Fixation Committee was constituted. It consisted of four members. This Committee formulated the principles of fixation of price of the books published by the Bureau.

#### Finance—

During the year under the report the State Government released a sum of Rs, 1,33,000. The Government of India sanctioned Rs. 84 lakhs since the inception of the scheme.

**Expenditure—**

The total expenditure of the Bureau till 31-3-1979 was Rs. 77,17,047-86 paise.

**Sale Proceeds—**

The total sale proceeds of the books up to 31-3-1979 was Rs. 9,07,429-52 paise.

**Language Cell—**

One language expert on deputation from Government of Orissa in the Education and Youth Services Department, was working in the Bureau.

**Books published—**

279 titles were published up to the end of 31-3-1979 by the Bureau. Out of this 244 books were original writing and 35 were translations.

**Book exhibition—**

Book exhibitions were organised by the Bureau in Schools and Colleges of the State.

**Orientation Course—**

The Primary objective of the Bureau is to create among college teachers an enthusiasm to impart instructions in the Oriya language. Towards this aim a series of orientation courses in different subjects for the college and university teachers, were sponsored by the Bureau and senior teachers conducted the courses in the Regional Language.

**Preparation of Glossaries—**

Paucity of appropriate technical words in Oriya language stood as a stumbling block for preparation of Oriya text books. The necessity of preparation of glossaries in different subjects as standard guide and help-book in the preparation of text books was therefore, urgently felt. With considerable efforts large number of technical words in the Regional Language were coined. Glossaries in Education, Commerce, Botany, Economics, Agriculture, Civil Engineering, Mechanical Engineering, Chemical Engineering and on General Science, were already prepared. Glossaries in other subjects were in the process of preparation.

**Library—**

Writers who were assigned topics to write books wanted reference books from the Bureau. To help them the Bureau organised a small library of its own. The expert members in each subject, while deliberating over the coming of suitable words for the Glossaries, derived immense benefit from the books and dictionaries that were in the Bureau Library. The library contained 3,274 books valued Rs. 61,363-60.

**The Institute of Physics—**

The Institute of Physics, Bhubaneswar completed its fourth year with the establishment of a modest experimental research laboratory and consolidation of the theoretical Physics, activity as well as the productorial training programme. The institute acquired for its research laboratory a multichannel (4,000 channels) analyser and a high resolution by perpure germanium detector in addition to setting up a sub-micro second first lifetime measuring system and fabricating a versatile annealing furnace of maximum temperature of 1000-C.

In addition to setting up the laboratory for pure research on compton profile and positron annihilation studies of the Properties of solids, the institute in collaboration with I. T. I., Kanpur carried out trace elemental studies through the particle induced X-Ray emission (PIXE) method of samples of blood from patients at the S. C. B. Medical College, Cuttack and of bullet targets supplied by the Forensic Research Laboratory, Bhubaneswar.

The index of research work in theoretical physics in the areas of particle physics, solid State Physics, Nuclear and Atomic Physics was best judged from the issue of about 50 research reports and publication of about 25 papers in journals of International Standard.

The construction of the institute's own research laboratory and hostel and the site development at the new campus had made slow and steady progress.

**Educational Technology Cell***A Report of the Educational Technology Cell for the year 1978-79*

The E. T. Cell, Orissa was set up by the State Government on the 28th February 1974 with a Skeleton staff. Subsequently, the Government of India in the Ministry of Education and Social Welfare conveyed their sanction for the establishment of the E. T. Cell as a Centrally Sponsored Scheme.

## I. Programme Advisory Committee.

The Programme Advisory Committee of the Educational Technology Cell was formed with members from different organisations to discuss the programmes of the E. T. Cell and to suggest guidelines for its different projects.

The Officer in charge of the Cell was appointed by the Education Department as the liaison officer of Educational Television Programmes and was also taken in as a member of two functional committees constituted by the Director of Public Relations, the State Liaison Officer for SITE.

### ff. Terrestrial Television:

Sambalpur district in Orissa was selected for SITE continue to Terrestrial T. V. Transmission. This programme was known as "Community Viewing Scheme". It would serve the areas within 40 Km. radius in Air from Sambalpur transmitting station and would cover 550 villages. Nearly 260 villages already electrified and/or in the process of electrification will be available for T. V. installation. Doordarshan authorities have decided to install 10 T. V. sets in Phase-I and 160 sets in Phase-II. As decided by Government of India, "Community Viewing Scheme" would be of permanent nature. This Community Viewing Scheme was switched on the air by Shri L. K. Advani, Union Minister for Information and Board-casting on the 30th April 1978 at Sambalpur and now about 100 sets are in operation.

## II. Working Committee on utilisation of T. V. Programmes:

In order to facilitate detailed discussion on the Educational T. V. Programme and to avail of the learned and expert advice for its successful execution, a working committee on utilisation of T. V. Programmes was constituted. There were three such meetings. First and second of which were held under the Presidentship of Shri H. Mishra, Retired Joint D. P. I., Orissa and third one was held under the Presidentship of Prof. B. Das, D. P. I., Orissa.

### Utilisation of Radio Programmes.

As radio was regarded as a potential but inexpensive mass medium it was decided in the Programme Advisory Committee of the E. T. Cell to give priority on maximising the utilisation of Radio Programmes. Steps were taken for supply of listening sets to Schools, making radio listening compulsory, preparing a panel of teachers for script writing, maintain log books, supplying teachers' notes, orienting script writers of Radio Programmes.

#### I. Working Committee on utilisation of Radio Programmes.

With a view to making School Broadcast Programmes more educative and interesting, a working committee on utilisation of Radio Programmes was formed.

There were two such meetings under the Presidentship of Prof. B. Das, D. P. I., Orissa.

#### II. Action taken on the recommendation of the Committee.

The resolution taken in these meetings of the working committee were communicated to the Inspecting Officers and All-India Radio, Cuttack for better production and effective utilisation of the Educational Programmes.

In a number of comprehensive circulars issued to all Inspectors and District Inspector of Schools, instructions were given for providing radio sets with community resources and utilising idle funds in the M. E. and High Schools. It was heartening to note that some Inspectors were successful in providing most of their High Schools with Radio sets.

It was collected from the Producer, Educational Radio Programmes, Cuttack that Radio Programmes were being prepared on the felt needs of the teachers and modern approaches are being adopted for presenting programmes on different subjects. More interest of teachers in the Radio Programmes were also evident from the increasing number of requests made by Headmasters of M. E. and High Schools not only to the E. T. Cell but also to the All-India Radio, Cuttack for getting programme schedules.

The Regional College of Education and State Institute of Education, Bhubaneswar as well as the E. T. Cell were entrusted with preparation of some Educational Radio Programmes.

A maiden attempt was made by the E. T. Cell in collaboration with All India Radio, Cuttack to prepare Teachers Notes on the Radio Programmes in mother-tongue. A series of books containing such Teachers Note was brought out by the E. T. Cell. It was encouraging to receive a large number of responses from the schools regarding its utility and practical use for both pre and post broadcast activities.

### (III) Working committee for Materials production and Research activities.

With a view to getting learned advice and expertise from persons working in different agencies, two working committees were formed (i) on Material production and (ii) Research activities.

A combined meeting of both these working committees was held under the presidentship of Prof. B. Das, D. P. I., Orissa. Action taken on the decision of the committee:

As it was felt that some graphics based on the cultural background of tribals should be supplied to the teachers in the tribal areas for making teaching of language interesting, a set of designs was collected from the Department of Tribal and Rural Welfare. In this connection the Regional Language Centre was contacted and relevant materials were collected for reference.

### (IV) Evaluation of Educational Television Programme—

In order to bring about improvement in the production and utilisation of Educational Television Programmes a comprehensive study was initiated and conducted throughout by the Ministry of Education in collaboration with the E. T. Cell and Television Base Production Centre, Cuttack. Questionnaires, interview scheduled and socio-economic data sheets were carefully prepared and scrupulously administered on students, teachers and administrative officers of the Television cluster areas and data were collected from 1,484 children (1,069 boys and 415 girls) and 211 teachers and field staff. 354 children were also interviewed after data processing. The report was prepared and finalised with thorough discussion and scrutinised at various levels.

The report has already been published by the Ministry and as a pioneering work this study has provided a number of enlightening and useful findings.

### (VII) Publication and Publicity

A series of contact materials prepared according to the principle of programmed learning was brought out and distributed among the teachers of Primary and M. E. Schools. Most of these publications were due to academic and financial assistance of the C. E. T.

A cyclostyled report on the seminar of Educational Technology was brought out. Besides a book of Teacher's Notes on Radio programmes, Mother tongue was published and distributed by the E. T. Cell. A special issue on E. T. brought out on the occasion of the State Seminar was well received and claimed as a pioneering effort in the direction of popularising Educational Technology. The State Seminar on Educational Technology was also fairly covered by the All India Radio, Cuttack and the news papers.

### NSS Activities during the year 1978-79 undertaken by the NSS units of different Universities of the State

The National Service Scheme (N. S. S.) started in Orissa in the year 1969-70 with only 1,000 student volunteers. In the year 1978-79, 20,000 students were involved in the NSS Programme of the different Universities of the State. Thus during this 9 year period there has been a 20 fold increase in enrolment of students in N. S. S. The number of women volunteers during this period increased from 200 to 3,000. So while there has been a 15 fold rise in enrolment of women volunteers there has been a more than 21 fold rise in the number of men volunteers in the N. S. S. programmes. The lower percentage of women students in the co-educational colleges and some time lack of women lecturers, in co-educational institutions, account for the lower rate of growth of women participation in N. S. S. programmes.

The Government of India time and again emphasised on the increase of involvement of women volunteers in N. S. S. programme and steps were being taken to ensure this.

As many as 166 colleges were covered under N. S. S. programmes. The Utkal University being the largest one has 69 colleges having N.S.S. Units 31 Colleges under Sambalpur University, 21 Colleges under Berhampur University and 4 Colleges under O. U. A. T. were implementing N. S. S. Programmes during the year 1978-79. Altogether 337 teachers were in charge of N. S. S. units in the whole State out of which 285 were male teachers and 52 were female teachers. At the college level each N. S. S. unit consisted of 50 students and 1 teacher of the college called Programme Officer was in charge of it during the year 1978-79. At the University level programmes were co-ordinated and supervised by one programme co-ordinator. Out of the 4 Universities only Utkal University was having full time programme co-ordinator, other 3 Universities were having part time programme co-ordinators.

### Expenditure

During the period 1978-79 on regular activities a total amount of Rs. 9,81,860-30P, and for organising a special camping programmes a sum of Rs. 5,29,003-44P. was spent.

### Activities

The N. S. S. activities were of broadly 2 kinds, regular and special. Regular activities were undertaken by the N. S. S. units on week and holidays and Sundays. Special camps of ten days duration were organised by the N. S. S. units during Summer and Puja vacations and 'X' Mass holidays. Securing around



development their village adoption programme of one or a cluster of villages was a part of regular activities. A part from this volunteers also undertook plantation, construction and repair of roads, provision of drainage, mobilisation of small savings, immunisation of children and other health care programmes, motivational campaigns for better agricultural production, rural health check up programmes, organisation of farmers fairs, adult education programmes, campus cleaning, provision of relief during floods and other natural calamities were a part of regular activities.

During special camping programme while some of these activities like construction of roads, immunisation of children cattle immunisation mobilisation of small savings and adult education, etc. were undertaken, the basic emphasis, however was on creation of durable community assets like building, earthen dams, digging of canals, renovation of tanks, tree plantation, etc., during the year 1978-79 as many as 211 special camps were organised by the colleges. A total of 9,071 volunteers participated in these camps. Out of this women-volunteers numbered 1,054.

### SAINIK SCHOOL, BHUBANESWAR

#### Introduction

This school was established on January 15, 1962 and affiliated to the Central Board of Secondary Education, New Delhi and prepared boys for the All India Secondary School Examination Class (X) and All India Senior School Certificate Examination (Class XII) under 10+2 Scheme of Education.

#### Aim

The aim of the school was to prepare boys academically, physically and mentally for entry into the National Defence Academy for training for appointment as commissioned officers in other walks of life. A sound character, team spirit, dedication to purpose, a patriotic outlook and the desire to serve the country with zeal and efficiency were the qualities sought to be promoted by this school.

#### Organisation

The school was administered by the Board of Governors, Sainik Schools Society under the Chairmanship of the Union Minister of Defence. In addition, the school had a local board of administration presided over by the G. O. C., M. P., B. & O. Area for supervision and general administrative control.

#### Officers and staff

The following Defence Service Officers were posted to the school by the Ministry of Defence during the period under report—

- (a) Commander R. L. Prabhakar I N. Principal
- (b) Major V. N. Ratnakar A. E. C., Headmaster
- (c) Sun. Idr. R. K. Vasisht, I. A. F., Registrar

In addition, the following civilian staff were employed in the school—

- (a) Master-24
- (b) Art Master-01
- (c) Craft Master-01
- (d) P. T. Is.-02
- (e) Librarian-01
- (f) Demonstrators-03
- (g) Band Master-01
- (h) Resident
- Medical Officer-01
- (i) Pharmacist-01
- (j) Matron/Hostel Supt.-03
- (k) Mess Manager-01
- (l) Administrative staff-15
- (m) Class IV employees-75

#### Campus and Building

The State Government provided the land and buildings for the school. The area of the school campus was 30<sup>00</sup> acres (approximately) and final demarcation of the school boundary keeping in view the requirements for the various school projects and security was under active consideration of the Government.

**Students strength**

The school had 581 boarders and 17 day scholars on roll as on 30-4-1979. 35 boys belonged to the scheduled castes and 46 to the scheduled tribes.

**Financial Grants**

The school did not receive any recurring/non-recurring grant from the State Government during the year 1978-79. All expenses on training and administration including the expenses on establishment/equipment/lodge and board were met from the fees and scholarships.

**Scholarships**

The School received the following scholarships for students on Merit-cum-means basis as shown below—

(a) Government of Orissa scholarship for 572 students	Rs. 20,90,443.00
(b) Haryana Government Scholarship for 12 students	Rs. 46,400.00
(c) Ministry of Defence Scholarship for 06 students	Rs. 13,866.00
(d) Union Territory of Delhi Scholarship for 04 students (belonging to Delhi)	Rs. 15,000.00

Total	Rs. 21,65,709.00
-------	------------------

**Results****All India Secondary School Examination (Class X) (10+2) pattern**

87 boys (out of 87 appeared) passed the All India Secondary School Examination of the Central Board of Secondary Education in March/April 1979. (Pass percentage 100%)

**All India Senior School Certificate Examination (Class XII), 1979**

Forty students (out of 43) passed in the All India Senior School Certificate Examination, 1979 (pass percentage 95.6%).

**Admissions N. D. A**

16 boys joined the N. D. A. during the year (July 1978 and January 1979 courses) in order of their ranking on All India Merit.

**All India Child Art and Sport Competition, 1978**

Students Harendra Kumar Ojha (1,254 of class X) was adjudged as the child star of the State by the organisers of the above competition held at Hyderabad in September 1978 and 08 other students were also awarded prizes in the above competition.

**N. C. C. Training**

N. C. C. Training was compulsory for all students of the Sainik School. A Junior Division Coy was stationed in the School with ten troops (Army Wing 9, Naval Wing 2, Air Wing 1) under the charge of the Headmaster of the School who was the *ex officio* officer commanding of the company. The company functioned under the overall administrative control of the Principal who was the *ex officio* Group Commander Combined Annual Training Camp—Sainik Schools.

Eighty seven cadets and 2 officers completed the Annual Training Camp (J. D.) N. C. C. held at Rango Hills Kirkee (Puna in May, 1978.) The school contingent was adjudged as the best Contingent in the camp. Their results in the various competitions held at the Camp were as follows ;—

Drill Competition—First

Cross Country Race—Second

Firing Competition—Second

Tent & Living area—Second

Best Cadet Competition—Second Best

(Cadet under officer B. K. Pati 1020)

**Independence Day Parade**

Contingents of our students participated in the Independence Day Parade and Republic Day parades at the State Capital and won Special Trophies for their distinguished performance.

### Republic Day Contingent—New Delhi

Six cadets of the School participated in the Republic Day Parade in Delhi on the 26th January, 1979 as members of the State N. C. C. contingent.

#### Summary of Achievements :—

The School was started in the year 1962 and the first batch of students took the school final examination and National Defence Academy Entrance Examination in 1965-66. A summary of Achievements of the institution during the brief span of its life (1965-66 to 1978-79) is given below :—

(a) Number of students passed the Indian School Certificates—All India Higher Secondary/All India Senior School Examinations.	466
(b) Number of Students joined the Armed forces as commissioned officers/joined N. D. A./I. M. A., etc. for training.	163
(c) Number of students joined as commissioned officers in the Royal Bhutan Army.	05
(d) Number of students joined the I. A. S., I. P. S. and Central Services ..	03
(e) Number of students joined the Merchant Navy as Officers and Marine Engineers	35

Besides some have joined the Nationalised Banks as Officers and many others as Doctors, Lecturers Engineers and Executives in other walks of life.

### Board of Secondary Education, Orissa—

1.1. The Board of Secondary Education, Orissa, was constituted under the Orissa Secondary Education Act, 1953 and started functioning in the year 1956. Besides the President and the Vice-President, there are 50 other members in the Board, 19 of whom are *ex officio* members, 18 are nominated by the Government to represent various Directorates, inspecting and teaching branches and the Board of Primary Education. Beside them, there are elected members, 3 from the Legislative Assembly and 7 from the three Universities of the State. The Board has co-opted 3 members from outside. The day-to-day administration of the Board is conducted by the Executive Committee constituted under the Act and the Regulations.

1.2. The Board has been giving special attention to the development of Secondary Education in the State of Orissa by providing a variety of courses with a view to equipping pupils for different occupations, education in the University and for other cultural purposes. The Board examine those who complete the prescribed courses of studies, awards certificates to successful candidates and does all other acts incidental thereto.

1.3. Since 1957, the Board has been conducting the High School Certificates Examination. In addition to this examination, the Board has been conducting the following examinations from the year noted against each :—

1. Higher Secondary School Certificate Examination, 1961
2. Middle School Certificate Examination, 1964
3. Teacher Training Examination (C. T., B. T., E. T., Hindi Training and P. E. T.), 1969
4. Middle School Scholarship Examination, 1968
5. National Rural Talent Scholarship Examination, 1972
6. Certificate Course in Library Science Examination, 1975

#### Zonal Office—

1.4. For better management of the work of the Board and for providing an easy reach in respect of various services of the Board to recognised schools, students and teachers of the Southern and Northern Zones of the State, two Zonal Offices of the Board are functioning at Berhampur and Sambalpur since 1975.

#### Recognition of Schools—

The Board has recognised 2,099 High Schools to present candidates at the High School Certificate Examination, 1979, out of which 219 are Girls' High Schools. With the plan of introduction of the 10 years schooling from the Session 1976-77 the Board has revised the staffing pattern and has recommended to Government for appointment of additional teachers to cope with the additional work-load in the New programme of 48 periods per week in the school. All teachers in High Schools, except those in Sanskrit, Hindi and Art have been recommended to be trained Graduates of whom two should be in Science.

### Introduction of new pattern of Education —

An intensive programme was taken up in hand for re-orientation and revision of the syllabi for grades 7—10 including of new books on Physical Science and Life Science according to the guidelines given by NCERT. It was also decided to introduce the new syllabus with effect from the academic session of 1278-79. With the announcement by the Union Government setting up of a Review Committee under the Chairmanship of Shri Iswarbhai Patel with regard to the pattern and course contents of School Education, the Board in its Annual General Body Meeting held on 30-9-1977, decided to shift introduction of the new curriculum under 1+2 pattern of education by one year, as it anticipated certain fundamental changes in the whole set up which might affect the curriculum itself. In the meantime, the report of Review Committee has been published and the Board has decided to set up a committee consisting of specialists from different areas and of representatives from Government to give their specific views on the report in connection with the pattern and curriculum of School Education. Consequent upon the re-thinking now being given to the pattern of education, the Board has for the time being suspended its programme for curriculum revision till final decisions are taken on the vital points. It has now been proposed to introduce the new curriculum during the session 1979-80 with the anticipation that firm decision would have been taken in the matter, the framing of syllabus and preparation of text books for the primary classes upto grade 6 in this State was the responsibility of the State Government and their administration used to be conducted departmentally. Recently, the syllabus and preparing text books for the Primary and Middle School levels has been started with a view to ensuring an integrated school curriculum from grades 1—10. The course structure of the primary classes is mostly in the line with the structure prescribed by the NCERT. In the meanwhile necessary revisions have been effected with a view to bringing an integrated syllabi for grade 1 to 10. In the light of new syllabi text books are being written in phased manner. The Board expects text books prepared according to new syllabi to be introduced in different grade as shown below:

#### For Grade-7(Class VII)

1. English Non-Detailed study
  2. English Non-Detailed study
  3. Oriya Detailed study
  4. For compilation of one Act plays to be inserted in the existing text book on 'Gopal Paraga'.
  5. Hindi lower standard
  6. Hindi Grammer
  7. History and Civics
  8. Geography
  9. Science
  10. Arithmetic
  11. Geometry
- } for 100 marks under 2nd language
- } For 100 marks under 1st language

#### For Grade-8 (Class VIII)

1. English Detailed Stud.
  2. English non-detailed study
  3. Algebra and its application
  4. Geometry and its application
  5. History and Civics
  6. Science
  7. Hindi Grammer
  8. for one Act Play to be inserted in the existing text book on 'Galnamala'.
- } for 100 marks under 2nd language

### Improvement of Teacher Competence

In the existing situation of Science teaching, it was considered necessary to give an orientation training to the trained science graduate teachers, who will shoulder the responsibility of teaching the new science syllabi. Five Weeks' training programme was proposed to be held in the summer vacation of 1978 for these teachers for the portion of the curriculum which would have been covered in grade 10. But this programme has been suspended due to the acceptance of General Science in lieu of Life Science and Physical Science in the curriculum.

### Text Books

During the year under report, the Board has printed and published 57 titles for the top four classes of the High Schools and one for the C. T. Schools. An improved syllabus in Agriculture as an optional subject has been continued in 20 selected schools with teachers deputed and facilities on Agriculture were prepared and published for grade 8 of such schools. This was followed by a combined book for grades 9 and 10 which has also been published. As a consequence of the introduction of new courses in Science and Social Sciences, the Board had taken steps to prepare the necessary text books. Steps were taken not only to prepare the syllabi and manuscripts of the High School classes, but also for the Primary and Middle School classes, the responsibility of which was transferred to the control of the Board. Though sufficient progress had already been made in the direction of preparation of new books for all classes, the programmes have been kept in abeyance last year. But this year however, new text books on the revised pattern based on integrated syllabus in History and Civics, Geography and General Science are being prepared and will be introduced with effect from 1979-80.

### Text books and Improvement of School Libraries

Government of Orissa sanctioned funds for opening of Book Banks in most of the High Schools of the State and Board has supplied the required text books for the Book Banks with a discount of 12 1/2 per cent. The same rate of discount is allowed to all educational institutions whenever the Heads of institutions purchased books for the use of students.

All efforts have been made to make the books available in the interior parts of the State by transporting the books by vehicles of the Board. During the current year with the collaboration of various publishers, the Board has organised book Exhibitions in as many as 15 centres with a view to enabling the teachers and students of the interior areas to enrich their knowledge and to inculcate the reading habits.

### Examination

The Board has strengthened the machinery for supervision of examination centres by appointment of Deputy Centre Superintendents, Additional invigilators and provision of terms of visitors for surprise checking the centres. At the request of the Board, Government issued Press Notes before the Annual and Supplementary Examinations, to the effect that in the event of examinations not being conducted as per rules at any particular centre, the examinations at the centre would be cancelled either wholly or in part that no re-examination would be held. The Examination Committee on receipt of reports from Centre Superintendents and observers took disciplinary action against a number of candidates involved, in acts of malpractice. Separate examination centres were arranged for regular and private candidates and candidates were not allowed to sit for the examination in centres located in their own schools. These steps have resulted in considerable improvement in the atmosphere of examination centres.

The Board has undertaken the system of Central valuation of examination papers. Central valuation was organised at 17 centres for the Annual H. S. C. Examination, 1978 and at 8 centres for the Supplementary H. S. C. Examination, 1978 located all over the State.

The Chief Examiners and Assistant Examiners in different subject were drawn from the nearby districts, who stayed at the centres for 10 days and valued the answer papers. At the end of the 10th day the entire work of valuation, scrutiny checking by Chief Examiners, preparation of mark foils for tabulation etc. were completed with the improved techniques adopted in the field of evaluation and central tabulation results of examination could be published in record time. Besides saving time the central valuation scheme ensured complete secrecy in valuation of papers and publication of results. With further stream-lining of the central valuation system, it has been planned to publish the results within 35 days of the examination for the Annual Examination, 1979.

### Examination Reform

It has been prepared to introduce the changes in the pattern of questions from the examination of 1981 when the candidates under the new course would appear at the examination in the first batch. To cater to the need of all High Schools the Board has undertaken the task of orienting the Headmasters of High Schools in a phased manner.

The Board has also undertaken the orientation of the B. Ed., students of the training Colleges, who would actually work as class room teachers next year. The successive batches of B. Ed. students of all six training Colleges of the State and nearly 150 Headmasters of High Schools have been oriented. Since question Bank forms an important part of the Examinations Reform Programme, the Board has established question Bank at its level consisting of 3,500 questions on various subjects. The Board proposes to increase the number of entries in question Bank even by the following methods:—

- (I) Through organising orientation course on Examination Reforms
- (II) By inviting questions from experience teachers.

#### Refreshers courses for teachers—

Three Refreshers Courses in Geography for Class room teachers of High schools were organised during the year under report and the Board has plans for such further courses during the year 1979.

#### S. U. P. W. (Social useful Productive Work)—

The Board has taken steps for introducing S. U. P. W. in the schools. Accordingly, syllabus on different S.U.P.W. were prepared under the following seven broad heads : (1) Agriculture (2) Forestry (3) Engineering (4) Fishery (5) Home Science (6) Commerce and (7) Social Service. A joint meeting of the all Heads of Department of Government was held under the auspices of the State Education Department and Board. It was decided to introduce S. U. P. W. in a phased manner. The different Departments will provide training to existing inservice teachers in areas of S. U. P. W. subjects related to them.

#### Correspondance course for private candidates—

With the improvement in the content of the Science syllabus at all levels up to the Secondary stage, it has become necessary to enrich and refresh the content knowledge of teachers. This has become specially an urgent problem in our State where a large number of teachers in Primary schools are non-matriculantes.

The Board accordingly introduced a Correspondence course for the H. S. C. Examination, 1978. It was initially restricted to non-matriculantes, Primary School teachers, but has been subsequently extended to all categories of private candidates with effect from the session 1978-79. The response for the admission as a result of this extended facility has been encouraging.

#### Improvement of Secondary Education—

The Board has created a foundation fund of Rs. 50 lakhs during this year. The amount has been kept in long-term fixed deposits and the interest has been earmarked for expenditure on programmes of improvement of Secondary Education.

The Board, towards its improvement of Secondary Education Programme, has released grants for the following purposes to the high schools:—

1. Grants for improvement of Science Club,
2. Excursion grants for the students of High Schools for conducting excursion inside the State.
3. Grants to the Orissa Bharat Scouts and Guides Organisation,
4. Grants to Ganjam Kala Parisad for its improvement activities,
5. Under the Teachers and Students Welfare Scheme financial assistance to distressed teachers and poor students out of the Board's fund for 'Teachers and Students Welfare'
6. Financial assistance to distressed employees of the Board out of its fund for 'Employees Welfare',
7. Research grant to M. Ed. students of Training Colleges for undertaking projects on Secondary Education.

#### Construction of office building and quarters—

The balance items of the work of the main office building is in progress and it is expected, it will be completed during this financial year, i. e. 1978-79.

#### Expenditure—

Although the estimated closing balance as on 31-3-1979 was shown at Rs. 3,87,500.00 in the budget estimates for the year 1978-79. it was reduced in Rs. 33,000 in the revised estimates for the year 1978-79. This has happened due to increase of certain expenditures in the revised budget estimates for the year 1978-79.

**State Education Tribunal—**

The State Government in the Education Department have constituted the Education Tribunal with effect from 11-11-1974 for the whole State of Orissa with headquarters at Bhubaneswar to hear appeals of teachers and member staff of the Aided Educational Institution. To award natural justice impartially, this tribunal has been manned by a member of the State superior judicial service of the cadre of the District and Sessions Judges.

So far, the Judicial functions of this Tribunal are concerned, the Tribunal has all powers of a Civil Court and no appeal can be made against the orders of this Tribunal so that the decision of this Tribunal is final and binding on both the parties.

For the benefit of the parties, especially the teachers and staff of the aided educational institutions, no court fee is charged on the appeals are being heard by the Tribunal as far as practicable at the educational district and Subdivisional headquarters of the States within the territorial limits of the Educational Circle concerned. From the date of inception, this Tribunal has been functioning smoothly and successfully with the aims and objectives assigned to it under the statute.

Information regarding institutions and disposal of appeal matters during the year 1978-79 in respect of the Tribunal is given below:—

No. of appeals/M. J. Cs. instituted before the Tribunal during 1978-79 (from 1-4-1978 to 31-3-1979)	No. of appeals/M. J. Cs. pending for disposal at the beginning of the year 1978-79 (i.e. on 1-4-1978)	Total No. of appeals/M. J. Cs. for disposal during 1978-79	Total No. of appeals/M. J. Cs. disposed off by the Tribunal during 1978-79	Balance No. of appeals for disposal at the end of the year 1978-79 (i.e. on 31-3-1979)
(1)	(2)	(3)	(4)	(5)
77/12	53/6	130/18	107/17	23/1

The total expenditure incurred by the Tribunal during the year 1978-79 is stated below—

Major Head	Units of expenditure	Actual expenditure incurred during 1978-79
(1)	(2)	(3)
		TRs.
Demand No. 10—276—Secretariat Social and Community Services—(A) Education Department—(B) Other Offices—Education Tribunal—(1) Salaries, (2) T. E., (3) O. E., (4) R. R. & T. (voted).	1. Salaries—	
	(i) Pay	72
	(ii) D. A.	17
	(iii) H. R. A.	2
	(iv) M. R. C.	1
	2. T. E.	16
	3. O. E.	9
	4. R. R. & T.	13
	Total	130
	Selection Board	

The Selection Board has been constituted to select candidates for appointments against the teaching posts in aided educational institutions of the State.

The activities of the Selection Board during 1978-79 are as follows:—

1. Recruitment of Lecturers for Non-Government Colleges—

Sl. No.	Subject	Total No. of candidates applied for	No. of candidates called for interview	No. of candidates who attended the interview
(1)	(2)	(3)	(4)	(5)
1	History	316	188	133
2	English	247	142	108
3	Economics	351	250	166
4	Political Science	393	274	186
5	Philosophy	106	57	48
6	Home Science	5	3	1
7	Hindi	16	10	7
8	Sociology	30	17	11
9	Oriya	410	168	140
10	Botany	192	168	137
11	Mathematics	159	97	79
12	Physics	159	149	111
13	Chemistry	210	170	116
Total		2,594	1,693	1,243

2. Recruitment of Teachers for Junior S. E. S.

Total No. of candidates applied	No. of candidates eligible for appearing in the written test	No. of candidates who appeared in the written test	No. of candidates selected for <i>viva voce</i>
(1)	(2)	(3)	(4)
7,626	3,851	2,522	408

The Board was also conducting interviews for selection of Hindi teachers. Steps were taken to prep the merit list for trained graduates teachers in the aided Secondary Schools in the State. The expenditure of the selection Board during the 1978-79 is as follows:—

Pay	..	TRs. 166
D. A.	..	43
H. R. A.	..	5
Re-imburement of cost of Medicine..	..	2
T. E.	..	4
O. E.	..	59
Rent, Rate & Taxes	..	10
Total	..	<u>289</u>



### Text Book Press, Bhubaneswar

The Government Text Book Press was established in the year 1962 with the aim and objectives of producing and marketing Nationalised Text Books for Primary and Higher Primary Classes. These objectives which were well achieved during past years showed further progress during the year under report.

Shri N. Mohapatra continued to be the Manager of the Text Book Press and head of the organisation during the year. He was assisted by one Assistant Manager, one Accounts Officer and Personnel Officer to run the day to day administration. The post of Personnel Officer which was created during this year was manned by one of the officers from the State Labour Service, in order to handle various problems relating to the labour and the factory.

The capacity of the Text Book Press was not adequate to handle the increasing work load of text books on account rise-in student population from year to year. Therefore all round expansion of the press, was considered inevitable. In order to augment the printing capacity, a high speed sophisticated web offset press was purchased at a cost of Rs. 7.83 lakhs and 129 posts of technical and administrative nature were created. This increased the production capacity of the press considerably. The production of text books during the year was to the tune of 59 lakhs of books, besides the monthly magazine 'Sisulekha' and other books and magazines of D. P. I. and S. C. E. R. T. etc., produced regularly, 60.13 lakhs of text books were supplied to 39 sale centres, located in different parts of the State for marketing.

The receipts accrued from the sale of text books and other waste materials of the press during the year was Rs. 1,13,41,737 which showed a record rise when compared to the sale proceeds of the previous 2 years which were Rs. 92.85 lakhs and Rs. 90.81 lakhs respectively.

The total expenditure during the year both under Plan and Non-Plan of the press budget was Rs. 95,83,194. This showed satisfactory performance of the press during the year.

However, although there were stray cases of labour unrest in the press here and there, the overall position was satisfactory. Various labour problems and demands raised by the two major trade unions were solved through the process of bipartite and tripartite conciliation with the help of the State Labour machinery.

### Legislation

To provide for the better organisation and development of Educational institutions in the State, the Orissa Education Act, 1969 (Orissa Act 15 of 1969) was enacted. To meet the changed circumstances arising out after implementation of different provisions of the Principal Act, the Act was amended to provide a scheme of inter-transferability and common encadrement among the employees of aided educational institutions in the State. Acts were also enacted during the year under report to regularise the appointment of teachers in aided Schools and Colleges made during the period between 1st April 1975 and the 1st December 1976.

Rules were finalised to regularise the appointment of persons to the posts of teachers and other equivalent posts in the Orissa Sub-Ordinate Education Service, General Branch and Women's Branch.

## CHAPTER XI

No. 37479/EYS.

## GOVERNMENT OF ORISSA

Education &amp; Youth Services Department

## RESOLUTION

Bhubaneswar, the 2nd September 1980

## READ—

The Annual Administration Report on the progress of Education in Orissa during the year 1978-79

For an educationally back-ward State like Orissa, expansion of educational facilities according to the needs of time and resources available is of prime importance. The financial year 1978-79 accordingly witnessed spectacular progress in almost all fields of education in the State. A large number of attempts were made for the expansion and improvement of Education at various level of the Department. A number of pace-setting organisations and institutions which came in to existence earlier expanded their activities and various improvement programmes were implemented to meet the national as well as regional needs and aspirations. Courses of studies at different stages of education were enriched and diversified to make education more relevant and effective. Science and Technology were given priority in School Education and many job-oriented subjects were introduced in curricula both at the school and college levels for making Education more useful and productive. Both pre and in-service training facilities were re-oriented and enriched for enhancing the competency of teachers and improving quality of education at all stages.

Government note with pleasure that the progress of work in the Department has been generally satisfactory during the year and they record their appreciation of the work done by the Officers and staff of the Education and Youth Services Department.

## ORDER—

Ordered that the Resolution be published in the *Orissa Gazette* and copies be forwarded to all Departments of Government/all Heads of Departments/Accountant-General, Orissa, Bhubaneswar/Secretary to the Governor/Secretary to the Chief Minister/Private Secretaries to all Ministers and Ministers of States.

By order of the Governor

A. K. RAY

Secretary to Government



GOVERNMENT OF ORISSA

**ANNUAL ADMINISTRATION REPORT**  
**ON THE**  
**PROGRESS OF EDUCATION IN ORISSA**  
**FOR THE YEAR**  
**1979-80**

**EDUCATION & YOUTH SERVICES DEPARTMENT.**

## CONTENTS

	Subject	Page
Chapter 1	Introduction	1
Chapter 2	Elementary Education	1
Chapter 3	Secondary Education	2
Chapter 4	Higher Education	2
Chapter 5	Teacher Education	2
Chapter 6	Physical Education & N. S. S.	3
Chapter 7	Adult Education	3
Chapter 8	Vocationalisation	4
Chapter 9	Special Education	4
Chapter 10	Education for Girls & Women	5
Chapter 11	Education of Weaker Sections—Scheduled Tribes & Scheduled Castes.	6
Chapter 12	Development of Universities	7
Chapter 13	Institute of Physics	7
Chapter 14	Board of Secondary Education	7
Chapter 15	S. C. E. R. T.	8
Chapter 16	Administration and Supervision	11
Chapter 17	Changes in Rules and Regulations	11
Chapter 18	Improvement in conditions of service of teachers.	12
Chapter 19	Other Activities—	12
	(i) Loan Stipend	
	(ii) State Education Tribunal	
	(iii) Selection Board	
	(iv) Paper Cell	
	(v) Text Book Press	
	(vi) The State Bureau of Text Book Preparation and Production.	
	(vii) Scholarships and Stipends	
	(viii) Promotion of Research	
	(ix) State Youth Welfare Board	
Chapter 20	Resolution	14

## CHAPTER 1 INTRODUCTION

There has been alround progress in the development of General Education in the State during the year 1979-80. Under the direct impact of the expansion programmes executed during the year there has been satisfactory growth at all levels of General Education both in the number of Institutions and the size of enrolment as well. There has also been qualitative development in the matter of curricula, examinations, teacher-education, research programmes and supervision of schools. The thrust on Elementary Education and Adult Literacy was considerably intensified during the year 1979-80 with greater emphasis on the development in the Tribal sub-plan area and in the clusters of hamlets having sizeable Scheduled Caste population and other weaker sections. The improvement of service conditions of the teachers has not been lost sight of in the developmental programmes implemented by the Department. Commensurate with the general expansion programme, efforts were also made to strengthen the administrative organisation. The expansion and improvement accomplished during the year at different stages of education and other developmental measures adopted are detailed in the following Chapters.

## CHAPTER 2 ELEMENTARY EDUCATION

2.1. Elementary Education structurally continues to be conducted in two stages, namely Primary Stage for the children in the age-group of 6—11 and Middle Stage for the age-group of 11—14. As a result of the expansion programme launched during the year 1979-80, the number of Primary Schools including sections attached to Middle and High Schools increased to 35,006 from 34,506 in the preceding year, and the number of teachers increased to 78,319 from 76,419. The total enrolment at the Primary Stage expanded from 26.12 lakhs (16.11 lakh boys and 10.01 lakh girls) to 26.80 lakhs comprising 16.22 lakh boys and 10.58 lakh girls. The drop out rate marginally declined as a result of implementation of the incentive programme. The major steps that were taken during the year towards expansion were opening of 500 new Primary Schools, upgradation of 1,000 3-class Lower Primary Schools to 5-class Primary Schools, opening of 400 additional sections in some of the existing Primary Schools, construction of 1,000 new Primary School houses and 1,900 additional class rooms in some of the most deserving existing Primary Schools. Under the incentive programme meant for the pupils at the Primary Stage 2.05 lakh sets of Text Books were supplied to the poor students and 96,666 sets of free school uniform were supplied freely to the girls coming from the weaker sections of the community. In order to cope with the rising demand for Text Books the printing capacity of the Text Book Press was augmented.

2.2. At the Middle Stage 500 new Middle Schools with 1,000 new teachers were opened by upgradation of the existing Primary Schools. In addition to the appointment of 1,000 new teachers in these new schools, 252 additional class rooms were constructed and a sum of Rs. 7.30 lakhs was spent for provision of furniture and teaching aids in deficient Middle Schools. To prevent drop out of the children of the weaker sections attendance bonus was given to 6,000 girls, free reading and writing materials were supplied to 30,000 poor girls and boys and 10,000 poor girls were provided with free school dress. As a result of this programme, the total number of Middle Schools including sections attached to High Schools rose to 7,650 from 7,150 in 1978-79 and the number of teachers increased to 23,254 from 22,254. The enrolment at this stage rose to 5.43 lakhs (3.71 lakh boys and 1.72 lakh girls) from 5.01 lakhs (3.47 lakh boys and 1.54 lakh girls) in 1978-79.

2.3. Another notable feature of the development during the year is the establishment of 187 Elementary School complexes in the low-literacy blocks of the tribal area. Under this arrangement five to six Primary Schools have been tagged to a centrally located Middle School and the Headmaster of the Middle School has been assigned with the additional function of fortnightly academic supervision of the Primary Schools of his complex. This strategy has been adopted in order to improve supervision and to bring about qualitative improvement of Primary Education. These pilot complexes have been established in some of the most backward tribal blocks and the system would be extended over the other areas during the current plan period. The Pre-Primary Centres numbering 1,855 opened in the low literacy tribal blocks in 1978-79 were further strengthened during the year.

2.4. The total State expenditure on the expansion activities in the Elementary Education Sector excluding Teacher Training Programme comes to Rs. 279.19 lakhs during the year 1979-80.

## CHAPTER 3 SECONDARY EDUCATION

3.1. At the end of the year 1978-79 there were 2,167 High Schools including the Girls' High Schools. During the year 1979-80, this number increased to 2,260 out of which 441 were managed by the State Government, 13 by Government of India and the rest numbering 1,806 continued to be under the management of Private Bodies. The institutions under the management of Government of India were upgraded to the status of Higher Secondary Schools under the new structural pattern, '10+2'. The enrolment at the High School stage increased to 2.81 lakhs (2.05 lakh boys and 0.76 lakh girls) from 2.64 lakhs (1.96 lakh boys and 0.68 lakh girls) in 1978-79. With the abolition of Class XI, the 10-year High School system had been introduced in 1978-79. During the year 1978-79, on account of certain practical difficulties arising out of the transition from the old structural pattern to the new, the Class VIII had to be operated in two sections. The revised syllabus prepared for the new 2-year High School system was introduced. The Class VIII which legitimately comes under Elementary Education continued in the High Schools on grounds of expediency.

3.2. The major development schemes implemented during this year were establishment of 2 Government High Schools in the tribal areas, opening of additional sections in the existing Government and Aided High Schools with appointment of additional teachers, provision of additional furniture and class room accommodation in such Government High Schools as were found deficient and strengthening of the Book-Banks which had been earlier established in all High Schools for the benefit of the weaker sections. During the year, the total expenditure in the developmental activities relating to the Secondary Education was about Rs. 77.00 lakhs. The total number of candidates that appeared at the High School Certificate Examination of the year (Annual and Second) was 101,649. Out of this number 45,710 forming about 45 per cent of the total number of candidates came out successful. As against this, the total number of candidates that had appeared in the preceding year was 101,452 and that came out successful was 41,123 (40.5 per cent).

## CHAPTER 4 HIGHER EDUCATION

4.1. The rate of progress of Higher Education in the State in the year 1979-80 was faster in comparison to the preceding year although the number of Universities and the number of Government Colleges remain the same as before. The total number of general Colleges during 1978-79 was 105 comprising 38 Government and 67 non-Government Colleges. But during the year 1979-80 the number rose to 138 (38 Government and 100 non-Government) on account of rapid growth in the number of non-Government Rural Colleges. The enrolment at the Higher Education Stage (excluding Technical Education) rose to 92,000 (Boys 75,000 and Girls 17,000) from 90,744 (Boys 74,410 and Girls 16,334).

4.2. In order to cope with the rising demand for larger in-take of students in the existing Colleges, the in-take capacity in 39 Government and non-Government Colleges was increased and 126 new posts of Lecturers and 43 new ancillary posts were created in the existing Government Colleges. In 10 Colleges new Honours Courses were introduced and Post-Graduate Departments were opened in 7 more Government Colleges including the State Council of Education Research and Training. A sum of about Rs. 230.00 lakhs was spent on expansion and improvement of Higher Education in the State during 1979-80.

## CHAPTER 5 TEACHER EDUCATION

5.1. For Pre-service and In-service training of teachers there were six Government Training Colleges excluding the Regional College of Education run by the N. C. E. R. T. These Colleges imparted training for the B. Ed. Degree and 2 of these Colleges, namely Radhanath Training College, Cuttack and the Government Training College, Sambalpur offered teaching in M. Ed Course. The State Council of Educational Research and Training introduced M. A. course in Education during the year.

5.2. For Secondary level training with the opening of 4 new Secondary Training Schools in the Tribal areas, the total number of Training Schools rose to 68 out of which 67 are Government and only one is non-Government. The Annual in-take capacity of 61 such schools

is 60 each and rest 6 institutions is 50 each. A crash programme in the form of Correspondence cum-Contact Course was introduced during this year for the benefit of the in-service untrained teachers. The two Training Institutes meant for imparting training to the in-service Hind Teachers also continued to function. In addition to these training facilities Education as a subject of study was introduced in 5 more general Colleges.

5.3. So far as the formal Training Institutions were concerned 940 seats were available at the B. Ed. stage, 48 seats at the M. Ed. stage, 24 seats at the M. A. (Education) Stage, 3,400 seats in the Secondary Training Schools and 140 seats in the 2 Hindi Teachers' Training Institutes. In the 13 Centres where the Crash Programme is under operation 650 more seats are available for in-service teachers.

## CHAPTER 6

### PHYSICAL EDUCATION

6.1. The Organisation for imparting Physical Education in the Schools and Colleges and promotion of games and sports in the institutions was further strengthened especially in the Colleges with the U. G. C. Assistance. The University Sports Councils conducted various kinds of Inter-College Meets and Tournaments and the participation of students in these Meets was fairly satisfactory. They also participated in the Inter-University competitions. The Orissa State High School Athletic Association took steps to organise the Autumn and Winter Meets. The District Level High School Athletic Associations organised various competitions at the district level.

6.2. The Government College of Physical Education, Cuttack continued to function at the Barabati Stadium. This Institution offers a Certificate course prescribed for the purpose of appointment of persons as Physical Education Teachers. The College had 150 seats, out of which 112 are meant for in-service teachers and 38 for others. Out of the 112 in-service seats 72 were stipendiary carrying Rs. 50.00 per month as stipend.

6.3. So far as the N. C. C. Organisation in the State is concerned 21 Units Offices and the three Group Headquarters continued to function under the direct control of the Director of N. C. C., Orissa. In the Senior Division the total number of Cadets enrolled was 7,400 and in the Junior Division, the number of cadets was 33,600. 45 Junior Division and 14 Senior Division Officers were deputed for Refresher Course during the year. Similarly, 16 Junior Division and 6 Senior Division Officers were deputed for pre-Commissioned Training during the year 1979-80. Altogether 46 Refresher Courses were held out of which 21 for Senior Division and 25 for Junior Division. A total number of 77 camps and Courses were held with the participation of 493 Officers and 6,580 Cadets.

6.4. In the year 1979-80, the total enrolment of Volunteers in the National Service Scheme was 20,000. As many as 130 Colleges including professional Colleges were covered by the N. S. S. Programme. At the College level the Unit strength has been raised from 50 to 100 volunteers and there were during the year 219 teachers in charge of the N. S. S. Units at the Institutional levels. For programme Co-ordination at the University level, only Utkal University out of the four Universities had a full-time Co-ordinator previously. During 1979-80 Sambalpur University also appointed a full-time Co-ordinator. A sum of nearly 16 lakhs was released to the Universities to carry out the normal camping programmes of the N. S. S. Units. The important activities that were taken up by the N. S. S. Units were mobilisation of Small Savings, opening of Eye and Dental Camps for the benefit of the rural people suffering from eye and dental troubles, establishment of Rural Co-operative Societies, Organisation of Blood-donation Centres, opening of Adult Literacy Centres and what was more important during the year, was the extensive relief and reconstruction activities taken up during the floods.

## CHAPTER 7

### ADULT EDUCATION

7.1. The Education Department in collaboration with some other Departments of the State Government engaged in developmental activities providing the platform for educating the illiterate adults. The main thrust of the Adult Literacy Programme during the year was not merely on the expansion of literacy amongst the adults, but also on a programme through which functional skills and awareness were promoted among the beneficiaries especially the farmers.

7.2. Under the programme launched during the year 1979-80, 3,229 adult education centres were opened under the Centrally-sponsored Component and 5,346 centres under the State Component of the programme. Voluntary Organisations were also assisted to set up 480 literacy centres in the different parts of the State. The total number of adults covered by these centres came to 2.61 lakhs.

7.3. In order to provide support to this programme instructional materials, pamphlets and leaflets were produced for the adults enrolled at the centres and also for the neoliterates. The audio-visual programme was organised extensively especially in the rural areas and mass media like radio, television were used not merely to popularise the scheme, but also to educate the illiterates. However, on account of lack of facilities the Television Programme could not be extended beyond the boundaries of the Sambalpur district.

7.4. The administrative unit in the State Directorate was strengthened by appointment of an Additional Director of Public Instruction and an Assistant Director of Public Instruction exclusively for the purpose of Adult Education Programme.

## CHAPTER 8 VOCATIONALISATION

In addition to the vocational education that is imparted in the Technical Institutions under the control of the other Departments of the State Government, the Education and Youth Services Department has taken certain steps to vocationalise the general education upto the Intermediate or "+2" stage. Consistent with the national goal, preparatory steps were taken during the year to introduce suitable vocational courses at the "+2" stage. The District Vocational Surveys which were taken up during 1978-79 were completed. The Utkal University took steps to prepare the curriculum for a new functional discipline proposed to be introduced at the Intermediate stage. The Board of Secondary Education finalised its syllabus for teaching of socially useful productive work in all High Schools. The vocational subjects like Applied Electronics, Photography, Library Management, Secretarial Practice, Dairy and Pisciculture, which had been introduced earlier in eight colleges were further strengthened and six more colleges took fresh affiliation for introduction of these optional subjects at the Intermediate level. Keeping in view introduction of a Vocational stream, infrastructure facilities like additional buildings were provided in 15 Government High Schools and the Intermediate stage of 4 Government Colleges.

## CHAPTER 9 SPECIAL EDUCATION

As regards special Education in Orissa for the year 1979-80, 2,721 Hindi teachers have been posted to teach Hindi in High Schools, M. E. Schools and P. S. M. E. Schools in the State. In 1978-79 there were 2,695 Hindi teachers in the abovementioned institutions. Besides, there were 2 Hindi Training Colleges in the State under report and 28 English Medium Schools in the State during the year 1979-80.

As regards Mohamadan Education, there were 31 Madrasa in the State and 150 teachers during 1979-80.

There is a Madrasa Examination Board constituted by the Government which conduct examination each year in different subjects taught in Madrasa in Orissa.

The examination results for the year under report are as follows:—

	1979-80	
	Appeared	Passed
1. Wastania	.. 29	21
2. Moulvi	.. 13	13
3. Alim I	— 7	7
4. Alim II	.. 9	9
5. Fazil	.. 2	1



There were 134 Sanskrit Tols and 5 Colleges in the State during the year under report. 9 more tols have been recognised which comes to total 143 Tols in the State. There were 559 teachers in Tols and 69 teachers in Sanskrit Colleges in the State. The examination of Sanskrit Education is being conducted by the Superintendent of Sanskrit Studies, Orissa for year to year in the Prathama, Madhyama & Acharya. There is a Sanskrit Parishada consisting of 46 members for making policy decisions on Sanskrit Education. Also there is a Council under the Parishada which have 21 members for conducting examination and recognition of Sanskrit Tols.

## CHAPTER 10

### EDUCATION FOR GIRLS AND WOMEN

10.1. Education of women and girls continued to receive special emphasis as before and more vigorous efforts were made to enroll larger number of girls belonging to S. C. and S. T. Communities.

10.2. Apart from the co-educational facilities available in all the Schools and Colleges in the State some special Schools, exclusively intended for girls and women continued to be maintained. There were 216 Primary Schools, 63 Middle Schools and 207 High Schools for girls alongwith 11 Colleges for women in the State during the year 1979-80. 100 out of the 207 Girls' High Schools were under Government management and 9 out of the 11 Women's Colleges were also Government Institutions.

10.3. Enrolment of girls and women at the different stages of General Education is indicated below:—

	(Figures in lakhs)	
	1978-79	1979-80
(i) Primary Stage	10.01	10.58
(ii) Middle Stage	1.54	1.72
(iii) High School Stage	0.68	0.76
(iv) College Stage	0.16	0.17

10.4. Education was provided to the girls free of tuition fees as before up to the High School Stage and at the College Stage, half free-studentship continued to be allowed to all women students whose parents were not Income-Tax assesseees.

10.5. Book Banks opened for the poor and under-privileged students of Government and Non-Government High Schools were further strengthened and in 54 Government Girls' High Schools, additional Sections with 57 new teachers were opened during the year to cope with the larger enrolment of girls. The incentive schemes introduced earlier for the indigent girls reading in Primary and Middle Schools, namely supply of free text-books, free uniform and award of Attendance Scholarship were continued.

10.6. For construction of School and hostel buildings for Government Girls High Schools the following amounts were provided for expenditure during 1979-80:—

(i) School buildings—

	Rs.
1. Government Girls' High School, Nowrangpur	2,56,000
2. Government Girls' High School, Udala	1,13,000
3. Government Girls' High School, G. Udaigiri	2,56,000
4. Government Girls' High School, Tihidi	4,00,000

(ii) Hostel buildings—

1. Government Girls' High School, Malkangiri	33,000
2. Government Girls' High School, Baliguda	33,000

10.7. On the basis of the minimum roll strength of 500, the posts of Headmistresses of 28 Government Girls' High Schools were upgraded from Senior S. E. S. to Class II O. E. S. during 1979-80. Subsequently, the roll strength limit was brought down to 400 for upgradation of the posts of Headmistresses.

10.8. Following Class I and Class II posts of women officers in the School Directorate continued during the year 1979-80 for looking after the Education of Girls at School stage.

1. Deputy D. P. I. (Women Education), Orissa
2. Assistant D. P. I. (Women Education), Orissa

In the General Inspecting line quota was fixed for Lady Officers. The quota fixed and the actual position of the reserved posts were as follows:—

Designation (1)	No. of Post (2)	Quota fixed (3)	Actual in service (4)
1. Inspector of Schools, Class I ..	15	3	3
2. District Inspector of Schools, Class II.	56	5	5
3. Deputy Inspectress ..	5	5	4

## CHAPTER 11

### EDUCATION OF WEAKER SECTIONS—SCHEDULED TRIBES AND SCHEDULED CASTES

11.1. Under the impact of the sub-plan and Scheduled Caste Coponet strategies the educational scene in respect of the Scheduled Tribes and Scheduled Castes has show improvement during the year 1979-80. At the Primary School stage the enrolment of S. T children in the year 1978-79 was 4.91 lakhs (3.39 lakh boys and 1.52 lakh girls) forming 66 per cent (90.4% boys and 41.6 % girls) of their total age-group population as against an enrolment of 5.00 lakhs children (3.45 lakh boys and 1.55 lakh girls) constituting about 66.5 per cent (91.0 % boys and 42.0 % girls) in the year 1979-80. The total enrolment of S. C. students at the Primary School stage was 3.83 lakhs (2.52 lakh boys and 1.31 lakh girls) forming about 78.8 per cent (102.4 % boys and 55.3% girls) of their age-group population in the year 1978-79 as against 3.91 lakhs (2.57 lakh boys and 1.34 lakh girls) constituting 79.6 per cent (103.2 % boys and 56.1 % girls) of their age-group population during the year 1979-80. At the middle school stage the total enrolment of S. T. students was 0.44 lakhs (0.35 lakh boys and 0.09 lakh girls) constituting 10.3 per cent (16.6 % boys and 4.0 % girls) of their age group population in the year 1978-79. During 1979-80 this enrolment rose to 0.54 lakh (0.42 lakh boys and 0.12 lakh girls), the percentage of enrolment to the total S. T. population in this age-group being 12.6 (19.5 % boys and 5.7 % girls). The total enrolment of S. C. students in this age-group was 0.40 lakhs (0.32 lakh boys and 0.08 lakh girls) forming about 14.4 per cent (22.9 % boys and 5.9 % girls) in the year 1978-79 as against 0.48 lakh (0.37 lakh boys and 0.11 lakh girls), the percentage of enrolment being about 17.1 per cent 26.2 % boys and 8.1 % girls) during 1979-80. 1,855 classes opened in 34 tribal blocks were further strengthened and 187 Elementary School complexes were established in the tribal areas for improving the supervision of Primary Schools.

11.2. At the Secondary stage the total enrolment of S. T. students was 0.18 lakhs (0.15 lakh boys and 0.03 lakh girls) forming about 4.4 per cent (7.4 % boys and 1.5 % girls) of their age-group population in the year 1978-79. This enrolment, during the year 1979-80, rose to 0.19 lakhs (0.15 lakh boys and 0.04 lakh girls) constituting about 4.5 per cent (7.3 % boys and 1.8 % girls). As per the enrolment of S. C. students in this stage during 1978-79, there were 0.16 lakh children (0.14 lakh boys and 0.02 lakh girls) constituting 6 per cent (10.4 % boys and 1.6 % girls) of their age-group population as against 0.18 lakh children (0.15 lakh boys and 0.03 lakh girls), the percentage of enrolment being 6.5 (11.0 % boys and 2.0 % girls) in the year 1979-80.

11.3. At the Collegiate stage, the total enrolment of S. T. and S. C. students was 2,350 (2,100 boys and 250 girls) and 3,245 (3,000 boys and 245 girls) respectively in the year 1978-79. But during 1979-80, this enrolment rose to 2,500 (2,200 boys and 300 girls) in case of S. T. students and 3,500 (3,200 boys and 300 girls) in case of S. C. students.

11.4. The educational concessions and the incentives like exemption of tuition fees at all stages of education, postmatric scholarships and stipends, free supply of text books and writing materials to all S. T. and S. C. children at the Elementary stage, supply of free uniform to S. T. and S. C. girls reading in Primary and Middle Schools and award of Attendance Scholarships to the girls at the Middle School stage continued as before.

## CHAPTER 12

## DEVELOPMENT OF UNIVERSITIES

12.1. The three Universities in the State further consolidated their teaching and research programmes and submitted their VI Plan development programmes to the University Grants Commission. The massive building programmes of all the three Universities made rapid progress during the year and some of them were completed.

12.2. The State Government, during the year, released a sum of Rs. 90,90,688 as recurring Block grant in favour of the Utkal University, Rs. 47,92,000 in favour of the Sambalpur University and Rs. 39,91,899 in favour of the Berhampur University. In addition to these recurring grants, non-recurring development grants to the extent of Rs. 15.31 lakhs, Rs. 19.38 lakhs and Rs. 21.07 lakhs were released in favour of the Utkal University, Sambalpur University and Berhampur University respectively. State Government also released a special non-recurring grant of Rs. 10,000 in favour of Utkal University for organising symposium on "Solvent Extraction of Chemistry". State Government also set up a Block Grant Review Committee to reassess the quantum of recurring Block grants in favour of the three Universities payable during the 6th Plan Period.

## CHAPTER 13

## INSTITUTE OF PHYSICS

13.1. The Institute of Physics, Bhubaneswar, a centre of post-graduate studies and fundamental research in advanced physics, which has been functioning from the Fourth Plan period continued its research activities in experimental and theoretical branches.

13.2. The experimental apparatus that was acquired earlier was set up during the early part of 1979 and now results from Compton profile and position annihilation experiments have started flowing in. In addition to in-house experiments, in active collaboration with IIT, Kanpur, group on application of proton induced X-Ray emission (PIXE) technique to forensic and medical problems is continuing. The intensity of theoretical research work carried out in particle, nuclear, atomic, and solid state physics can best be gauged from the issue of about 50 research reports and the publication of about twenty five papers in internationally reputed journals.

13.3. In addition to the ongoing pre-doctoral training programme the Institute conducted a Refreshers' Course for college teachers during the Summer of 1979. The course was conducted for six weeks and judging from the response of 11 participants, it was a success.

13.4. The construction of the Institute building for shifting the Institute to its own Campus has been progressing.

## CHAPTER 14

## BOARD OF SECONDARY EDUCATION

14.1. The different types of examinations conducted by the Board of Secondary Education, Orissa in 1978-79 and results thereof are indicated below :—

## ANNUAL EXAMINATION, 1979

Name of Examination	Number appeared			Number passed		
	Boys	Girls	Total	Boys	Girls	Total
H. S. C. Regular	40,031	12,057	52,088	23,239	5,923	29,162
Private	18,095	3,193	21,288	6,295	1,574	7,869
H. S. S. C.	..	..	297 (Boys and Girls).	..	..	124 (Boys and Girls).
E. T.	207	17	224	132	8	140
C. T.	2,920	1,354	4,274	2,174	804	2,978
P. E. T.	131	18	149	130	18	148
Hindi Training	149	46	195	138	30	168
M. S. S.	9,406	1,799	11,205	..	..	..

Name of Examination (i)	Number appeared			Number passed		
	Boys (2)	Girls (3)	Total (4)	Boys (5)	Girls (6)	Total (7)
<b>SUPPLEMENTARY, 1979</b>						
H. S. C. Regular ..	14,591	3,907	18,498	4,316	1,492	5,808
Private ..	8,165	1,610	9,775	2,197	674	2,871
H. S. S. C. -	..	..	89 (Boys and Girls).	..	..	44 (Boys and Girls).

Number of High Schools that presented candidates at the H. S. C. Examination of the Board. .. 2,271 (Including 232 Girls Schools)

14.2. The Board had to make special efforts to prepare and publish text books according to the revised syllabus meant for the new 10-year School system.

14.3. It continued to run its correspondence course for the H. S. C. Examination. The total number of candidates under this course that appeared at the Annual and Supplementary High School Certificate Examination, 1979 was 568.

14.4. Orientation courses in different subjects were conducted by the Board to acquaint the Secondary School Teachers with the new structural pattern. Workshops for teachers and Headmasters on examination reforms were also organised at different centres. Teachers of Mathematics were acquainted with the integrated syllabus prescribed for H. S. C. Examination, 1282 and the subsequent examinations. They were also oriented in the new topics including in the revised syllabus.

14.5. Nineteen areas under S. U. P. W. have been introduced in the High School syllabus. Orientation programmes on the areas of agriculture and community service were organised at different institutions of the State.

14.6. The system of Central valuation of H. S. C. Answer papers continued in order to publish the results in time. From the year 1979 the papers of the C. I. examination are also being centrally valued.

## CHAPTER 15

### STATE COUNCIL OF EDUCATIONAL RESEARCH AND TRAINING, BHUBANESWAR

15.1. The State Council of Educational Research and Training, Bhubaneswar, which came into existence by way of upgradation of the State Institute of Education and with the amalgamation of some units previously attached to the Directorate of Education made significant achievements in the following areas during the year 1979-80. Post-graduate course in Education was opened in the SCERT with 24 seats in Part I (M. A.) with effect from the Academic session, 1979-80. The course is affiliated to the Utkal University. The Post-graduate class was inaugurated on 20-8-1979.

15.2. The SCERT in collaboration with the Central Institute of English and Foreign Languages (CIEFL), Hyderabad, organised an Orientation Training Course for lecturers of English of the Training Colleges and Departments of Education of the General Colleges at Regional College of Education, Bhubaneswar from 20-8-1979 to 31-8-1979. 29 lecturers participated in the programme.

15.3. A two-day orientation programme for the Middle level Administrators was organised on 1st and 2nd September 1979, at Regional College of Education, Bhubaneswar in collaboration with the CIEFL. Fifty participants comprising Inspecting Officers and Principals of Training Colleges attended the programmes and participated in deliberations concerning administration and supervision of English teaching at the School level.

15.4. The Department of curriculum Research and Special Curriculum Renewal projects conducted an orientation course of Project School Teachers, Training Schools' staff and S.I. of Schools of Parlakhemundi, Dhenkanal and Sundargarh clusters and a workshop for project school teachers on M. L. C. (Minimum Learning Continuum) and a Regional Review Meeting on Projects 2 and 3 for all the three clusters at Paralakhemundi were organised during the year under report. Altogether 256 Educational Officers participated in the course.

15.5. The following titles were published by the Primary Curriculum Development Cell during the year 1979-80 :—

- (1) Language Text Book for Class IV
- (2) Arithmetic Text Book for Class IV
- (3) Social Studies Text Book for Class IV
- (4) General Science Text Book for Class IV
- (5) My English Text Book for Class IV
- (6) Teachers' Hand Book on Health Education for Classes IV and V
- (7) Hand Book for Art and Aesthetic Education in English and Oriya
- (8) Oriya Primer for Class I
- (9) M. L. C. Craft Education

An Orientation Course for the Heads of the Secondary Training Schools and Inspectors of Schools was organised for four days with a view to orienting them with the aims and objectives of the UNICEF Project and the plan of action for its implementation. Three workshops for the teachers of the Secondary Training Schools were organised with a view to orient the participants in the process of developing learning episodes. A number of training materials in the form of Hand Books for teachers were published during the year under report. As per plan of action of the project the State Government have been pleased to declare 15 Secondary Training Schools as District Centres for Educational Research and Training.

15.6. *Departments of Pre-school education*—The first Training Course for resource persons for the years 1979-80 was held at Sunabeda from the 27th August 1979 to 1st September 1979. 23 Educational Officers attended the course.

15.7. *Teacher Education Department*—The Director as well as a numbers of officers of the SCERT visited Training Schools during the year and gave on the spot guidance to Headmasters and teachers in academic and administrative matters. A draft curriculum for Elementary Teacher education was prepared in a workshop at R. C. E., Bhubaneswar and sent to the Board of Secondary Education, Orissa for the approval of its syllabus committee. All the works relating to the B. Ed. Central Selection Board have been taken up by the Department of Teacher Education of the SCERT during the year under report. Under the Resource persons Orientation Programme only two courses were organised during the year at R. N. Training College, Cuttack as no accommodation was available at Bhubaneswar. 40 participants attended the above courses. Government in Education and Youth Services Department sanctioned three Schemes mentioned below for clearing the backlog of untrained teachers at the Secondary and Elementary levels.

(A) for untrained graduate teachers :—

- (1) Correspondence-cum-Contact Course leading to C. T. Examination
- (2) 15-day Orientation course for the untrained under-graduate teachers who have reached 45 years of age.

(B) B. Ed. Crash Programme.

15.8. Extension Services Department organised a number of courses for orientation of teachers of different schools of the extension area during the year under report.

15.9. *Department of guidance and Examination Reform*—The Department developed 10 unit tests for use of the Primary Schools and organised 15 mobile workshops on examination reform in the three project areas of Dhenkanal, Sundergarh and Parlakhemundi. The department also analysed the examination results of 20 educational districts and submitted a report on class six to Government during the year under report. A State level workshop for primary school teachers was organised in February 1980 for developing a question Bank. Altogether 500 questions for Class III were prepared in General Science, Social Studies and Oriya.

15.10. The State Bureau of Education and Vocational Guidance, attached to the S. C. E. R. T., undertook its routine activities during the year under report. The Bureau also organised a conference of the Headmasters and Career Masters of I. G. P. schools on 27th and 28th August 1979 in the S. C. E. R. T. The following publications were brought out by the Bureau during 1979-80:—

- (a) Guidance Information Bulletin—3 Issues
- (b) A folder on 'Guidance at Work'.
- (c) An outline for Occupational Survey
- (d) A Hand Book for career masters.

15.11. *The Department of Research Co-ordination*—The Department initiated Research activities at different levels during the year under report. A list of about 50 potential problems pertaining to elementary and non-formal education were developed and sent to different Training Colleges for dissertation work of their Post-Graduate students. A booklet on 'Nibandha Likhan Yojana' was published and circulated among all officers and Primary and Middle School teachers of the State. A list of suggested problems was also supplied for the guidance of the intending teachers for class-room research. A seminar of prize-winners of problem-solving-Essay Competition was held on 27th January 1980 in the premises of the S. C. E. R. T. 17 teachers and prize-winners attended the ceremony and received the awards in a special function. The publications, namely, Research Abstract, Research Blue print and Research Report were brought out.

15.12. *The Department of Survey and Statistics*—This Department conducted a survey on the Book Bank Scheme at the High School level and submitted a report on the study. It also took up an investigation into the scholarship scheme at the Primary level and submitted a report and conducted selection of a series of data on educational progress in the State during the year under report.

15.13. *Department of Science and Mathematics Education*—UNICEF had supplied 500 Science items to 29 Secondary Training Schools of the State. An orientation training was imparted to the teachers of the above 29 Secondary Training Schools at Khurda S. T. School to orient the teachers in the use of the items from 28-5-1979 to 16-6-1979. The mobile Science Vans undertook further follow-up action in these schools in the use of 500 science items. State level science exhibition was organised at Rourkela from 17-11-1979 to 19-11-1979. An Inter-State Science Seminar was also held at Calcutta on 21-2-1980, in which this Department actively participated. A Workshop in Science with British collaboration was held at Pipili Mission M. E. School for 23 middle level Science Teachers from 4-2-1980 to 8-2-1980. Another workshop in Science teaching for 23 Primary School teachers was also organised at Konark from 25-2-1980 to 29-2-1980. A conference of the district science supervisors was held at Gobardhan High School, Puri from 11-9-1979 to 13-9-1979 and the Second Conference was held at Konark High School, Konark from 25-2-1980 to 29-2-1980. A Microfield programme in Science in 23 Middle Schools of six educational districts covering about 690 pupils was held during the year under report. Six students from different schools of Orissa were deputed alongwith a staff member of the Science Wing of the S.C.E.R.T. to participate in the National Science Exhibition held at Bombay during November, 1979. A special issue of the Sikhyalok on Science education was brought out during the year 1979-80.

15.14. *Department of Educational Technology*—The Department conducted a study on the impact of SITE on Primary School attendance and enrolment. Taking the average attendance in 1974-75, 1975-76 and 1976-77 into consideration, it was found that there was 5% increase of attendance during SITE period in comparison to the Pre-SITE period and decreased by 2% during the post-SITE period in comparison to the SITE year. Thus it was evident that there was a fairly satisfactory impact of SITE on attendance. This fact was also confirmed by the decrease of attendance by 2% during post-SITE period as there was no T. V. during the period. So far as enrolment is concerned the total average enrolment in the month of June increased by 5% during SITE year in comparison to the Pre-SITE year. During July enrolment increased by 8% in case of the SITE year in comparison to the Pre-SITE year and 7% during the post-SITE year in comparison with the SITE year. The total average enrolment in the month of August increased by 5% in the SITE period in comparison to the Pre-SITE and 7% in the post-SITE period in comparison to the SITE period. Thus, it was found that there was a significant impact of the SITE on enrolment and attendance. So far as the school Broadcast Programme is concerned an evaluative study of the Programme was undertaken and completed by the Department. The study was confined to English for Class VII. The Teachers' Notes on S. B. Programme in M.I.L. (Oriya) and General Science were also prepared, printed and supplied to the Radio Schools for the guidance of teachers concerned.

## CHAPTER 16

## ADMINISTRATION AND SUPERVISION

16.1. At the Headquarters level the administrative structure continued to be the same as before. However, to cope with the expanded Adult Education Programme, a new division was created in the Directorate with the creation of a post of an Additional Director of Public Instruction, a Deputy Director of Public Instruction and an Assistant Director of Public Instruction.

16.2. At the field level the structure and the strength of the administrative and supervisory organisation remained unchanged except for additional 50 new posts of Sub-Inspector of Schools. This addition was made to improve the supervision of the rising number of Primary Schools.

## CHAPTER 17

## CHANGES IN RULES AND REGULATIONS

17.1. Principles of grants-in-aid to non-Government High Schools—In order to ensure viability of the non-Government High Schools and improving them qualitatively, State Government in their Resolution No. 9750-EYS., dated 17-3-1979 had prescribed a new set of principles of grants-in-aid for the aided High Schools. After the publication of the aforesaid resolution, Government received some representations from various quarters stating that if the new Resolution was put into effect immediately, a large number of High Schools would be deprived of their Government grant and may have to close down, causing considerable inconvenience to students and teachers. After careful consideration of these representations Government decided that the said Resolution would apply with immediate effect only to the schools that would become eligible for grants after 1-4-1979 and to the existing schools, already in receipt of either minimum grants or full grants by way of direct payment, with effect from 1-4-1981. The latter institutions would continue to receive grants as per existing policy until 31-3-1981. Government allowed this relaxation with the hope that the existing schools in receipt of grants-in-aid or direct payment would take steps for the qualitative and quantitative improvement of their standard during this extended period of two years.

17.2. Principles of grants-in-aid to newly opened Non-Government Colleges —With a view to prevent opening of non-viable private colleges in the State the grant-in-aid rules pertaining to recognition and payment of grant to new colleges were rationalised. The new rule envisaged that colleges in advanced areas could receive 1/3 of the deficit as grant-in-aid after completion of five years of existence from the date of Government recognition, 2/3 of the deficit after seven years and full deficit after nine years of existence. In backward areas the period would be reduced to 3, 5 and 7 years respectively.

17.3. Amendments of the University Acts and Statutes —Section 6 (10) of the University Acts was amended in order to raise the consolidated salary of the Vice-Chancellors to Rs. 3,000'00 P. M. from Rs. 2,500'00.

17.4. Establishment and Recognition of new private High Schools—In exercise of the powers conferred by sub-section (1) of Section 27 of the Orissa Education Act, 1969, State Government have made the Orissa Education (Establishment and Recognition of Private High Schools), Rules, 1979. Under the rules detailed procedure and terms and conditions were prescribed for recognition of new private schools and also for withdrawal of recognition of the recognised schools. The objective of these Rules is to ensure establishment of viable and efficient schools with adequate infrastructural facilities. The rules came into force with effect from 1-1-1980.

17.5. Alienation and Disposal of Properties of Aided Educational Institutions—With a view to regulating the alienation and disposal of properties of the aided educational institutions in the State, State Government also made the Orissa Education (Alienation and Disposal of Properties of Aided Educational Institutions) Rules, 1979. These rules provide for submission of property statements by the Management every year to the Director in respect of Colleges, Inspectors in respect of High Schools and District Inspectors in respect of Middle Schools in a prescribed form and for securing of prior permission of the Director or the Inspectors, as the case may be, before any sale mortgage, lease, pledge, change or transfer of possession in respect of any property belonging to an aided educational institution. These rules came into force with effect from 1-4-1980.

17.6. Formation of common cadre and Inter-transferability of the Employees of the Aided Educational Institutions—With a view to constituting common cadres for the different categories of employees of the aided educational institutions in the State, State Government in exercise of the powers conferred by sub-section (1) of Section 27 of the Orissa Education Act, 1969 have made the Orissa Aided Educational Institutions 'Employees' (Common Cadre and Inter transferability) Rule, 1979.

17.7. In order to achieve uniformity in the matter of formation of Governing Bodies in the Aided Colleges affiliated to the three Universities in the State, Government during the year 1979 framed the Orissa Education (Management of Private Colleges) Rules, 1979 and accordingly steps were taken to reconstitute the Governing Bodies in different colleges.

17.8. Mode of assessment for selection of candidates by the Selection Board of Education and Youth Services Department—In order to streamline the mode of assessment of candidates appearing before it the Selection Board (Conduct of Business and Discharge of Functions) Regulations, 1976 were amended by the Board in February, 1980 earmarking 40 out of the total of 100 marks for the assessment of a candidate's academic achievements and 60 marks for the *viva voce* test. The amended regulation also provides for relaxation of the standard in favour of the Scheduled Caste, Scheduled Tribe and physically handicapped candidates.

## CHAPTER 18

### IMPROVEMENT IN CONDITIONS OF SERVICE OF TEACHERS

State Government have taken several measures to improve the salary and conditions of service of all teachers. The distinctions that were in existence in these regards between the teachers of the Government and Non-Government Institutions have been very largely eliminated. The Triple Benefit Scheme comprising pension, Gratuity and Insurance which was a major demand of teachers of non-Government Institutions was considered and a set of draft rules viz. The Orissa Aided Educational Institutions 'Employees' Retirement Benefit Rules were prepared. In this connection, it may be mentioned that the Group Insurance Scheme and the Provident Fund benefit had been introduced earlier.

## CHAPTER 19

### OTHER ACTIVITIES

(i) *Loan Stipend*—The Corpus of the loan stipend fund stands Rs. 2,71,51,877 as on the 1st April 1979. At the end of 1978-79, 14,952 candidates were benefitted by the fund. During 1978-79, 1101 fresh students were found eligible for grant of loan stipend and payment was made to them. Under National Loan Scholarship Scheme sponsored by Government of India 1,060 students have been benefitted till 1978-79 and a sum of Rs. 2,15,33,783 was spent.

(ii) *State Education Tribunal*—The State Education Tribunal presided over by a judicial officer in the rank of a District Judge which has been functioning since 1974-75 in order to provide safeguards against unjust and arbitrary termination of the services of teachers of aided Educational Institutions in the State has till now disposed of 403 appeals and 55 M. J. Cs. out of the total number of 433 appeals and 57 M. J. Cs. filed in the Tribunal.

(iii) *Selection Board*—The Primary function of the organisation is to recruit Lecturers for the aided colleges and teachers for Aided Schools and Government Secondary Schools in the State. During 1979-80 the Board has interviewed 1,243 candidates in different subjects and recommended 210 names for appointment as Lecturers in different aided colleges. Similarly for recruitment of teachers in Government Secondary Schools the Board interviewed 384 candidates and recommended 102 names to different Circle Inspectors of Schools for appointment in different Government High Schools. In the appointment of Hindi Teachers the Board conducted a written examination for 1,598 candidates. They interviewed 527 candidates for recommending candidates for the purpose.

(iv) *Paper Cell* :—The Paper Cell of the Department took steps to obtain allocation of concessional paper from Government of India and to supply it to the Educational Institutions and Private Publishers for examination purpose and for preparation of text books and exercise note books. During 1979-80 Government of India allotted 3,115 M. T. of concessional paper which met about 70 percent of the requirement.



(v) *Text Book Press*—Due to installation of new high speed offset machine in the press production was enhanced to meet the accelerated demand for the text books all over the State. The receipts that accrued from the sale of nationalised text books reached the record height of Rs. 113.5 lakhs during 1978-79. Under the new education system of '10+2' four titles have already been revised and introduced from 1978-79. Eleven titles were also under revision. This will enable Government to replace 15 numbers of books written on the basis of old syllabi by new books prepared under new syllabi of '10+2'. During the year 1979-80, the press produced 6,700,271 Text Books and the target for the year, 1980-81 is kept at 7,200,000 books.

(vi) *Orissa Text Book Bureau*—The Orissa State Bureau of Text Book Preparation and Production, Bhubaneswar established in 1970, took further steps to prepare and publish college and University level text books and reference books in the Regional Language. Altogether by the end of 1979-80 they have published 292 books out of which 253 are original publications and 39 are translations from English. The Bureau acquired a plot of land and has taken steps for construction of its own building. In order to effect economy in its establishment cost, it reverted two deputationists to their parent departments.

(vii) *Scholarships and Stipends*—In order to provide incentive to the talented students and with a view to financially assisting certain groups of indigent students, the Department has instituted a number of scholarships and stipends. During the year 1979-80, 500 additional scholarships with value of Rs. 20 each have been instituted at the High School stage. Similarly, Merit Scholarships at the Intermediate stage have been raised from 850 to 1,050, at the Degree Stage from 185 to 285 and at the Post-Graduate stage from 75 to 125.

(viii) *Promotion of Research*—For the promotion of research activities amongst the College Teachers the Department liberalised the leave Rules pertaining to Study Leave in order to enable the qualified teachers to proceed on Study Leave with full pay to acquire Research Degrees. It was also decided to sanction Study Leave with full pay to the U. G. C. Teacher Fellows to take up research work approved by the U. G. C. More than 100 teachers have taken up research activities during the year 1979-80 taking advantage of the liberalised rules.

(ix) *State Youth Welfare Board*—The Board received a total grant of Rs. 1,12,350 only during the year under report. Out of this, a sum of Rs. 19,200 was given to Delhi Students' Home towards the rent of the building. A sum of Rs. 9,000 was given to the Director of Students Welfare, Utkal University in order to send a representative to participate in the International Students' Conference held at University of Glasgow, United Kingdom.

There, as such, remained only a sum of Rs. 84,150 for organising different activities. The following activities were organised :—

1. Forty-five High Schools were given grants to the extent of Rs. 17,927.55 for organising excursion for the students.
2. Twenty-eight colleges were given grants for organising excursion for the students. The total amount given came to Rs. 25,064.20.
3. Non-Students' Clubs and institutions were given grants for purchase of books, musical instruments, sports goods, equipments and for holding Youth Festivals and Seminars. Grants amounting to Rs. 18,890.20 were given to eighty-eight non-students institutions for the above purposes. In respect of purchase, each institution was given only a sum of Rs. 200 and for Festivals and Seminars the amount varied from Rs. 300 to Rs. 500 per institution.
4. Universities were given a grant of Rs. 6,800 for organising Youth Leadership Training Camps.
5. Five learned Associations were given grants amounting to Rs. 12,000 for organising annual conference and publication of research journals. All these conferences have been held and research journals published.
6. The Youth Hostels Association, Bhubaneswar was given a grant of Rs. 3,000 to organise hiring, Trekking and mountaineering programme.

CHAPTER 20

No. 49542-E.Y.S.

GOVERNMENT OF ORISSA  
EDUCATION & YOUTH SERVICES DEPARTMENT

RESOLUTION

*Bhubaneswar, the 26th November 1981*

READ—The Annual Administration Report on the progress of education in Orissa during the year 1979-80.

For an educationally backward State like Orissa, the expansion of education holds utmost importance at all times and the process of such expansion has been playing its role from year to year according to the needs of time and the resources available. So far as the financial year, 1979-80 is concerned there have been developments in almost all fields of education like "Elementary Education", "Secondary Education", "Higher Education", "Teacher Education", "Special Education", etc., including the developments for Scheduled Castes, Scheduled Tribes and other weaker sections people as briefly categorised in the aforesaid report.

Government note with pleasure that the progress of work in the department has been generally satisfactory during the year and they record their appreciation of the work done by the officers and staff of the Education & Youth Services Department.

ORDER—Ordered that the Resolution be published in the *Orissa Gazette* and copies forwarded to all Departments of Government/all Heads of Departments/Accountants General, Orissa, Bhubaneswar/Secretary to the Governor/Secretary to the Chief Minister/Private Secretaries to all Ministers and Ministers of State and Deputy Minister.

By order of the Governor  
S. K. MAHAPATRA  
*Secretary to Government*



GOVERNMENT OF ORISSA

**ANNUAL ADMINISTRATION REPORT  
ON THE  
PROGRESS OF EDUCATION IN ORISSA  
FOR THE YEAR  
1980-81**

**EDUCATION & YOUTH SERVICES DEPARTMENT**

## CONTENTS

Sl. No.	Number of Chapter	Subject	Page
1	Chapter 1	Resolution	1
2	Chapter 2	Introduction	2
3	Chapter 3	Elementary Education	2
4	Chapter 4	Secondary Education	4
5	Chapter 5	Higher Education	4
6	Chapter 6	Teacher Education	5
7	Chapter 7	Development of Universities	5
8	Chapter 8	Institute of Physics	6
9	Chapter 9	Selection Board	7
10	Chapter 10	State Education Tribunal	8
11	Chapter 11	Board of Secondary Education	8
12	Chapter 12	Vocationalisation	9
13	Chapter 13	Sainik School, Bhubaneswar	10
14	Chapter 14	S. C. E. R. T.	14
15	Chapter 15	Physical Education	15
16	Chapter 16	N. S. S.	16
17	Chapter 17	Legislation	18
18	Chapter 18	The Orissa State Bureau of Text Book Preparation and Production, Bhubaneswar.	18
19	Chapter 19	Adult Education	19
20	Chapter 20	Special Education	20
21	Chapter 21	Education for Girls and Women	21
22	Chapter 22	Other Activities	22

**ANNUAL ADMINISTRATION REPORT ON THE PROGRESS OF EDUCATION  
IN ORISSA DURING THE YEAR, 1980-81**

**Chapter 1**

**No. 297/EYS**

**GOVERNMENT OF ORISSA  
EDUCATION & YOUTH SERVICES DEPARTMENT**

---

**RESOLUTION**

---

*Bhubaneswar, the 3rd January 1983*

**Read—**The Annual Administration Report on the progress of Education in Orissa during the year, 1980-81.

Education has been progressing from year to year depending on the available resources and the need of time. There have been considerable developments in almost all fields of Education during the financial year, 1980-81 as reflected in the aforesaid Report.

Government note with pleasure that the progress of work in the Department has been generally satisfactory during the period under report and they record their appreciation of the work done by the officers and staff of the Education & Youth Services Department.

---

**ORDER—**Ordered that the Resolution be published in the *Orissa Gazette* and copies be forwarded to all Departments of Government/all Heads of Departments/Accountant-General, Orissa, Bhubaneswar/Secretary to the Governor/Secretary to the Chief Minister/Private Secretaries to all Ministers, Ministers of State and Deputy Minister.

By order of the Governor  
**S. K. MAHAPATRA**  
*Secretary to Government*

## Chapter 2

### INTRODUCTION

There has been progress of development in almost all fields of General Education in the State during the year, 1980-81. Due to execution of various expansion programmes there has been satisfactory growth at all levels of General Education both in the number of institutions and the size of enrolment as well during the year. The qualitative development in the matter of curricula, examination, teacher education, research programmes and supervision of schools has also been achieved to a considerable extent during the year under report. The programmes on the development of Elementary Education as well as Adult literacy were further intensified during the year, 1980-81 with greater emphasis on the development in the Tribal Sub-plan area and in the clusters of hamlets having sizeable Scheduled Castes and Scheduled Tribe population including other weaker sections' population. The improvement of service conditions of teachers was taken care of in connection with the implementation of the development programmes of the Department. Efforts were also made to strengthen the Administrative organisation. The expansion and improvement achieved during the year and other developmental measures adopted are detailed in the following chapters.

## Chapter 3

### ELEMENTARY EDUCATION

3.1. The thrust of Elementary Education was intensified during the year under report with greater emphasis on the development in the Tribal Sub-plan area and in the cluster of hamlets having sizeable Scheduled Castes and Scheduled Tribe population including other weaker sections' population. Elementary Education, as its very name implies, constitutes the foundation on which the entire structure of education is built. Broadly speaking education at this stage faces a large number of problems like inadequate enrolment, poor attendance, lack of physical facilities, want of qualified teachers, want of adequate accommodation, etc.

3.2. Elementary Education structurally continues to be conducted in two stages, namely, primary stage for the children in the age group 6—11 years and middle stage for the age group 11—14 years. Primary Education is provided in Primary, Junior Basic and Shevashram Schools. It is also provided in the Primary sections of some middle school, High Senior Basic and Ashram Schools. The modified syllabus prescribed by the Education and Y. S. Department is being followed in all Primary Schools of the State. At the end of the year 1979-80, there were 35,066 Primary Schools including sections attached to Middle and High Schools. As a result of the expansion programme launched during the year 1980-81, the number of Primary Schools increased to 35,806 from 35,006 and the number of teachers rose to 79,219 from 78,319 in the preceding year 1979-80. The total enrolment at the Primary Stage during 1980-81 stood at 27.50 lakhs (16.67 lakh Boys and 10.83 lakh Girls) from 26.80 lakhs comprising 16.22 lakh boys and 10.58 lakh girls in 1979-80. The dropout rate marginally declined as a result of incentive programme in the Annual Plan.

3.3. Primary Schools provide Education to the Children in the age-group 6—11. A full-fledged Primary School is known as Upper Primary School having classes I—V which cover children of 6—11 age group. There are some 3 class Primary Schools having classes, I—III known as lower Primary Schools. U. P. Scholarship Examinations are held at the end of U.P. Stage on the result of which Block Level Junior Scholarships are awarded.

There are a few Primary Schools for linguistic minorities residing in various parts of the State in which instruction is given through their mother-tongue such as Hindi, Bengali, Telugu, Urdu and Gujarati.

3-4. The major steps that were taken during the year under Annual Plan 1980-81 towards expansion of Elementary Education were opening of 800 new Primary Schools, upgradation of 900 three class U. P. Schools to five class U. P. Schools and conversion of 306 existing U. P. Schools to Middle Schools. A notable feature of the development is the establishment of 225 Elementary Schools complexes in the low literacy Blocks of the Tribal area in addition to 187 complexes opened during 1979-80. Under this programme of Schools complex five to six Primary Schools have been tagged to a centrally located middle school and the trained graduate Headmaster of the concerned middle school has been assigned with the additional functions of fortnightly academic supervision of the primary schools of his complex. This strategy has been adopted in order to improve supervision and to bring about qualitative improvement of Primary Education.

3-5. Another notable feature of development during the year 1980-81 is the establishment of experimental part time non-formal Centres of Elementary Education for the older dropout and the non-attending working class children who do not find it convenient to attend the formal schools. Under this new programme 800 Prathamik Chatasalis and 400 Madhyamika (Middle) Chatasalis have been opened during year under report.

3-6. In order to boost the enrolment of the disadvantaged children in Primary and Middle Schools, the incentive programme was further expanded. Under this programme an amount Rs. 36.60 lakhs has been spent in 1980-81. Free supply of Text Books and writing materials have been provided to 2.5 lakh Children in the age-group of 6-11 and 56,860 girls have been benefited by the programme of free supply of uniforms to girls students in the age-group 6-11.

3-7. During 1979-80, there were opening of 400 additional sections in some of the existing primary schools, construction of 1,000 new primary schools houses and 1,900 additional class rooms in some of the most deserving Primary schools. But during the year under report the pressure in these schemes was much reduced making funds available for other important programmes. During the year, although additional sections in the existing Primary Schools were not opened there was construction of 800 primary schools houses and 970 additional class rooms in some of the most deserving Primary Schools.

3-8. Prior to 1980-81 there were 2,566 non-Government upgraded middle schools and 35 Government upgraded middle schools in the State. During 1980-81 306 non-Government Upper Primary Schools of the State were upgraded to the status of Middle English Schools. Thus the total number of non-Government upgraded Middle Schools during 1980-81 came to 2,872. The Government upgraded middle Schools, however, continued to be 35 as before. Prior to 1980-81 there were 263 aided Middle English Schools. During the year under report 5 middle schools were added for grant-in-aid.

3-9. Generally these primary institutions were financed by Government and supervised and controlled by the Inspecting Officers of the Government. Apart from this, some Primary Schools were managed by the State Government directly and few schools were managed by the Railways, Municipalities and N. A. Cs in the State. The District Inspectors of Schools appoint teachers in Government and Government Aided Schools from out of candidates selected by the District Selection Committee (D. S. C.). The Inspector of Schools is the Chairman of the D. S. C. and the senior-most D. I. of Schools in the District is the convener. All the District Inspectors of Schools in the Circle, D. W. O., D. D. O. are members of the D. S. C. Teachers are appointed by the authorities of the Local Bodies from the same list drawn up by the D. S. C.

3-10. The total State expenditure on the expansion activities in the Elementary Education Sector excluding Teacher Education programme comes to Rs. 359.53 lakhs during the year 1980-81 with the budget provision of 9.10 lakhs rupees for Teacher Education programme. Thus the total budget provision for the Elementary Education of the State is 368.63 lakh rupees.

## Chapter 4

### SECONDARY EDUCATION

4.1. During the year 1979-80, there were 2,260 High Schools out of which 441 were managed by the State Government, 13 by Government of India and the rest numbering 1,806 continued to be under the management of private bodies. This number of High Schools increased to 2,424 (2,184 boys and 240 girls) during the year under report with new recognition of 164 High Schools in 1980-81. No new High School was opened by Government during the year under report. The enrolment at the High School stage which was 2.81 lakhs (2.05 lakhs boys and 0.76 lakhs girls) during 1979-80 rose to 4.5 lakhs (3.17 lakh boys and 1.33 lakh girls) during the year under report. The number of teachers in the Secondary stage during 1980-81 was 2,2057, out of which 15,219 were trained while the rest 6,838 were untrained. The inservice untrained graduate teachers were also continued to avail the facility of undergoing crash B. Ed. training at 13 centres throughout the State.

4.2. Opening of additional sections in the existing Government and Aided High Schools with appointment of additional teachers, provision of additional furnitures and class room accommodation in such Government High Schools as were found deficient and strengthening of the Book Banks which had earlier been established in all High Schools for the benefit of the weaker sections were also given emphasis in the Annual Plan 1980-81. During the year, the total expenditure in the developmental activities relating to Secondary Education was Rs. 77.05 lakhs.

## Chapter 5

### HIGHER EDUCATION

5.1. During the year 1979-80, although the number of Universities as well as the Government Colleges remained the same as that in the preceeding year, the rate of progress of Higher Education was faster due to the rapid growth in the number of Non-Government Colleges in rural areas. In the year 1979-80, in addition to the 6 training colleges, there were 138 General colleges out of which 38 were Government Colleges and 100 non-Government colleges. During the year under report (1980-81) the same trend was maintained and by the end of the year there were 188 General Colleges out of which 39 were Government Colleges. Out of 149 Non-Government Colleges, 11 were Womens' Colleges. During this year the total number of Training Colleges in the State were 12 (6 Government and 6 Non-Government) making the total number of colleges 200 by the close of the year 1980-81.

5.2. The total enrolment at the Higher Education stage (excluding Technical Education), such as the enrolment of all colleges including the Teaching Departments of the Universities was 92,000 (Boys 75,000 and Girls 17,000) in 1979-80. The same increased to 1,10,539 (Boys 90,824 and Girls 19,715) during 1980-81.

5.3. In order to cope with the rising demand for larger intake of students in the existing as well as newly opened colleges, the intake capacity both in Government and Non-Government colleges was increased during 1980-81 and 113 posts of Lecturers in different subjects in 32 Government and Non-Government colleges were created. Also in 16 different Non-Government colleges there was creation of 48 non-teaching posts (Class III 25 and Class IV 23) during the year under report. 36 non-Gazetted and non-teaching posts were created in 12 Government colleges during the year 1980-81.

5.4. During 1980-81 nearly 150 Lecturers were appointed on *ad hoc* basis in different subjects in various colleges of the State. By the close of 1980-81, 14 Professors were there in different subjects. The total numbers of Readers and Lecturers in different subjects were 354 and 2,532 respectively in Government Colleges of the State. The figures afore-said include all types of college teachers including those officers on deputation, Teacher Fellows and those on study leave as well as in the administrative services.

During the year 1980-81, 228 college teachers availed of study leave and teacher fellowship.



## Chapter 6

### TEACHER EDUCATION

6.1. For Pre-service and In-service Training of teachers there were six Government Training Colleges excluding the Regional college of Education, Bhubaneswar run by the National Council of Educational Research and Training (N. C. E. R. T.). During 1980-81 another 2 non-Government B. Ed. Colleges were affiliated to the Utkal University. All 8 such training colleges impart B.Ed. training and 2 of these colleges, namely, the R. N. Training College, Cuttack and the Government Training College, Sambalpur offer teaching in M.Ed. course. In addition to these the State Council of Educational Research and Training (S. C. E. R. T.) provide M. A. Course in Education. In 1980-81, Ravenshaw College, Cuttack offered M. A. Course in Education to the students with B. A. (Hons.) in Education.

6.2. For under-graduate level training of teachers there were 68 post Matric Training Schools with the opening of 4 new Secondary Training Schools in the Tribal areas during 1979-80. In the year 1980-81 the number of Secondary Training Schools remained the same with an annual intake capacity of 50 students each. There were 2 post matric Hindi Training Schools. A crash programme in the form of correspondence-cum-contact course was introduced during 1979-80 for the benefit of the in-service untrained teachers. The two training Institutes meant for imparting training to the in-service Hindi Teachers also continued to function during the year under report.

6.3. There were 4 Under Matric Training Schools in the State. After the abolition and upgradation of Elementary Training (E. T.) Schools to Secondary Training (S. T.) Schools, these four have been retained to train the in-service and untrained under matriculates who have already put some years of service.

6.4. So far as the formal training Institutions were concerned 640 seats were available at the B. Ed. stage in six Training Colleges by the year 1979-80, with another two non-Government B. Ed. Colleges with 128 seats each affiliated to the Utkal University. The number of seats available at the B. Ed. stage has come up to 1,196. There are 48 seats in the M. Ed. stage and also 48 seats at the M. A. in Education stage. In 68 secondary Training schools the intake capacity is 3,400, while the two Hindi teachers Training Institutes provide 140 seats. In the 13 Centres where the crash programme was under operation for two summers of 1980 and 1981, 650 more seats were made available for inservice teachers.

## Chapter 7

### DEVELOPMENT OF UNIVERSITIES

7.1. The three Universities of the State, namely, Utkal University, Sambalpur University and Berhampur University further consolidated during 1980-81 their teaching and research programmes and submitted their VI plan development programmes to the University Grants Commission. The Utkal University runs (Foundation on the 27th November 1944) its thirty-seventh year of existence by the year 1980-81 with 21 P.-G. Departments. Sambalpur and Berhampur Universities run their fourteenth year of existence (Foundation day on the 1st January 1967) with 14 P. G. Departments and 16 P. G. Department respectively. There are 25 Professors, 52 Readers and 87 Lecturers in the Utkal, 9 Professors, 19 Readers and 37 Lecturers in Sambalpur and 15 Professors, 23 Readers and 40 Lecturers in Berhampur University for their various Post-Graduate Teaching Departments.

7.2. In order to meet the ever growing demand for higher education the Utkal University in the year under report granted affiliation not only to 40 new colleges, but also affiliated in 9 senior colleges to open Post-Graduate classes in various subjects. During 1980-11, 24 seats M.A. (Education) was opened in the Ravenshaw College, Cuttack to accommodate the demands of Post-Graduate Study of the B. A. (Hons.) students with Education as their

Honours subject. Apart from the two constituent Law Colleges two more Law Colleges one at Balasore and the other at Baripada were granted affiliation. A number of private colleges which have already been started and moved for grant of affiliation of the Universities also received due consideration.

7.3. Research work was encouraged both in the Universities and in their Post-Graduate Departments in the affiliated colleges. Under Teacher Fellowship Schemes, the Universities provided scope and facilities for research work to a large number of Readers and Lecturers as Research Fellows, Teacher Fellows and Teachers on study leave for improving their quality of faculty. Grants from the Universities and other Institutions like U. G. C. C. S. I. R. etc. were provided to the research scholars. During 1980-81 one was awarded D. Sc. Degree and 27 others were awarded Ph. D. degree under the Sambalpur University. Under Utkal and Berhampur Universities also a large number of research scholars were awarded Ph. D. Degree. M. Phil. Courses were started in 13 departments of Utkal University. Besides M. Phil. Course, Berhampur University introduced non-Collegiate examination facilities for award of L. L. M. Degree. Besides Berhampur University introduced three new subjects Geology, Anthropology and Life Science at P. G. level during the year under report.

7.4. The 7-point grading system was introduced at the Post-Graduate level in the Utkal University while the proposal to introduce grading system and organisation of question Bank was under active consideration in the Berhampur University as well as the Sambalpur University.

7.5. The National Service Scheme (N. S. S.) which is gradually becoming very popular among the students has been introduced in almost all Government and Non-Government Colleges as well as in the P. G. Departments of the Universities of the State. The N. S. S. includes works like construction of roads, embankments, Primary Health Centres, School buildings, spread of literacy among the illiterates and rural population and other health-related programmes. During the year under report N. S. S. was operating in 196 Colleges under the four Universities (Utkal, Sambalpur, Berhampur and the Orissa University of Agriculture and Technology) of the State with a total enrolment of 22,919 student volunteers.

7.6. The State Government, during the year, released under Plan Scheme Rs. 33,00,000.00 in favour of Utkal University, Rs. 16,40,000.00 in favour of Sambalpur University and Rs. 14,60,000.00 in favour of Berhampur University. In addition to Rs. 64.00 lakhs under plan head during 1980-81, Rs. 64,86,629.93 was allocated under non-plan head as non-recurring development grants to the said three Universities. The State Government also set up a Block Grant Review Committee to recommend recurring Block grants in favour of these three Universities payable during the 6th plan period.

## Chapter 8

### INSTITUTE OF PHYSICS

8.1. The Institute of Physics, Bhubaneswar functioning from the 4th plan period which provides advanced training at the post M. Sc. and pre-doctoral levels for teachers and research workers from all over the country reached the sixth year of its existence by the year 1980-81. The Institute continued its research activities in experimental and theoretical branches to promote research in all branches of pure and applied physics and allied disciplines.

8.2. The institute is a registered Society. The management of its affairs has been vested in a Board of Governors under the Chairmanship of the Minister of Education, Orissa with the Director as its Principal executive. During the year 1980-81 the Board held three meetings on 25-4-1980, 30-10-1980 and 19-12-1980.

8.3. The Pre-doctoral Programme of the Institute is aimed at imparting a broad-based education in advanced physics. The duration of the programme is one year. The sanctioned strength is fifteen. During the year under report five scholars on the successful completion of the programme for 1979-80 were awarded the Diploma in Advanced Physics of the Institute, of these, three were recruited for doctoral research under the Faculty members of the Institute, and the other two joined the Tata Institute of Fundamental Research, Bombay and Delhi. One Scholar was awarded his Ph. D. by Utkal University during 1980-81 who was carrying out his research since 1976-77 as a teacher Fellow of the U.G.C. Other two scholars submitted their thesis for Ph. D. and 8 scholars were enrolled in Pre-doctoral programme of 1980-81 during the year under report.

8.4. Research, carried on in various fields of Advanced Physics resulted in publication of 26 papers in standard International journals and 21 pre-prints were brought out during the year. Some of these were also presented in various National and International conferences/Symposia in the form of 23 invited talks and contributed papers. These were circulated to all active centres of research in India, U. S. A., Europe, Japan, Canada and U. S. S. R. During this year four different research projects in applied physics worth Rs. 6.13 lakhs submitted by the Institute were approved by the Department of Science and Technology and Atomic Energy, Council of Scientific and Industrial Research and Indian Space Research Organisation, Government of India.

8.5. The Institute has been functioning in four rented buildings at Saheed Nagar. The construction of the Institute's building in the 50 acre, Institute Campus donated by the State Government is nearing completion.

8.6. During the year 1980-81 the Government of Orissa sanctioned a total grant-in-aid of Rs. 15.00 lakhs out of which Rs. 10.00 lakhs were meant for buildings and other Developmental works and Rs. 5.00 lakhs for purpose of recurring expenditure. In addition to this, the Department of Atomic Energy, Government of India made a decision for providing grant-in-aid of Rs. 20.00 lakhs during a period of 4 years beginning from the year 1980-81 for recurring expenditure and paid Rs. 2.00 lakhs during the year under report.

## Chapter 9

### SELECTION BOARD, EDUCATION & YOUTH SERVICES DEPARTMENT

9.1. *Recruitment of lecturers in the Aided Colleges*—The Selection Board took steps for issue of fresh advertisement to fill up the posts of lecturers during the year under report.

9.2. *Recruitment of teachers for Government Secondary Schools*—The Board initiated action to fill up vacancies in the post of Junior S. E. S. in Government Schools.

9.3. *Promotion of teachers from L. S. E. S. cadre to junior S. E. S. cadre and from S. E. S. (Junior) to S. E. S. (Senior)*—The cases of promotion of teachers from L. S. E. S. cadre to Junior S. E. S. and from Junior S. E. S. to Senior S. E. S. cadre were taken up by the Board during the year 1980-81.

9.4. *Recruitment of Hindi teachers*—The Board recommended the names of 240 candidates out of 483 successful candidates to the Secretaries of Managing Committees of different aided Secondary Schools for appointment as Hindi teachers during the year under report.

9.5. *Recruitment of trained Graduate teachers in the Aided Secondary Schools*—Out of 5,200 applicants, 633 eligible candidates were interviewed by the Board so as to prepare the merit list for recommending candidates for appointment of teachers in aided Schools against the trained graduate posts.

9.6. *Recruitment of (I) Intermediate C. T. (II) Matric C. T. and (III) Physical Education teachers—(i)* The Board selected 179 candidates and recommended their names to the secretaries of aided Secondary Schools for their appointment as trained Intermediate teachers.

*(ii)* The Board selected 72 candidates for recommending candidates to the Secretaries of Aided Schools for their appointment as Trained Matric Teachers.

*(iii)* The Board selected 117 candidates and recommended all the names to the Secretaries of Aided Schools for appointment as Physical Education Teachers.

The Board also published the Advertisement for recruitment of teachers (Intermediate C. T., Matric C. T. and P. E. T.) in the Aided Socondary Schools during the year under report.

## Chapter 10

### STATE EDUCATION TRIBUNAL

10.1. The State Education Tribunal presided over by a Judicial Officer in the rank of a District Judge which has been functioning since the financial year 1974-75 in order to provide safeguards against unjust and arbitrary termination of services of teachers of Aided Educational Institutions continued to function during the year under report.

10.2. During the year under report Government in the Education & Y. S. Department expressed their satisfaction on the functioning of the Tribunal and were pleased to make the Tribunal permanent in their Resolution No. 24034-EYS, dated the 5th June 1980 with effect from the 5th June 1980.

10.3. At the beginning of the year 1980-81 there were 21 appeal cases pending before the Tribunal. Subsequently 37 other cases were instituted making the number of appeals to be 58. Out of these 58 cases, 23 cases were disposed of during the year 1980-81. Besides the 3 M. J. Cs. were pending at the beginning of 1980-81. During the year 16 M. J. Cs. were instituted. Out of these 19 M. J. Cs., 8 were disposed of during the year 1980-81.

## Chapter 11

### BOARD OF SECONDARY EDUCATION

11.1. The results of different types of Examinations conducted by the Board of Secondary Education, Orissa in the year 1980 are given below—

Sl. No.	Name of Examination	No. of students appeared	No. of students passed
(1)	(2)	(3)	(4)
1	Annual H. S. C.	89,730	45,031
2	Second H. S. C.	35,465	8,994
3	Secondary Teachers Training	4 504	3,424
4	Elementary Teachers Training	193	130
5	Physical Training	148	146
6	Hindi Training	162	128
7	Higher Secondary School Certificate	77	22
8	Higher Secondary School (Sch. and Tech.)	38	34
9	Middle School Scholarship	12,390	..

11.2. The number of students appeared at the Annual High School Certificate Examination, 1981 and the Second such Examination, 1981 was 1,79,120. The break-ups of such students relating to the said Annual and Second examinations are indicated below—

(a) Annual H. S. C. Examination, 1981	..	96,120
(b) Second H. S. C. Examination, 1981	..	83,000

11.3. With the recognition of 145 days High Schools and 5 Girls' High Schools by the Board the total number of recognised High School in the State came to 2,424 during the year under report.

11.4. Consequent upon the implementation of the 10 years schooling introduction of the integrated Syllabus has been taken care of so as to introduce and teach the students under the new pattern of education.

11.5. The Board undertook the publication of fifty titles of Text-Books which were revised and written according to the new pattern of syllabus. Ten handbooks for teachers under S. U. P. W. were published for guidance of teachers. The Board took up the Orientation Programmes in Agriculture, Community Service, Fruit preservation and canning, Sericulture, Soil Conservation and Horticulture have already been taken up in certain districts of the State.

11.6. Six Teachers Orientation Programmes on Mathematics, Geography, English and Oriya were conducted covering 350 teachers to update their context knowledge and to improve their teaching methods.

11.7. The Scheme of correspondence course was introduced in the Board since 1978. With a view to improving the qualifications of non-matric teachers and open the doors for higher education to inservice persons, 891 students were enrolled in the year 1980 under this course for the High School Certificate Examination, 1981. During the year 1980, 539 students appeared the High School Certificate Examination through this course and 131 passed the Examination.

11.8. The System of Central Valuation and Tabulation introduced by the Board since 1977 continued to work quite satisfactorily enabling the Board to publish results within only 40 days from the end of the examinations.

11.9. The Board sanctioned an amount of Rs. 5,79,000 for the improvement of Secondary education. The Board created separate funds for welfare of teachers, students and employees. From this fund financial assistance to distressed teachers and students is being given. The Board is also giving financial assistance to pupil teachers of different training colleges of the State for undertaking research projects on Secondary Education.

## Chapter 12

### VOCATIONALISATION

12.1. In addition to the vocational education that is imparted in the Technical Institutions under the control of the other Departments of the State Government, the Education & Youth Services Department has taken certain steps to vocationalise the General Education up to the Intermediate or "+2" stage. Consistent with the national goal, preparatory steps were taken during the year to introduce suitable vocational courses at the "+2" stage. The District Vocational Surveys which were taken up during 1978-79 were completed. The Utkal University took steps to prepare the curriculum for a new functional discipline proposed to be introduced at the Intermediate stage. The Board of Secondary Education finalised its syllabus for teaching of socially useful productive work in all High Schools. The handbooks have been prepared for teachers in the year 1980-81 on SUPW by the Secondary Board. The vocational subjects like Applied Electronics, Photography, Library Management, Secretarial practice, Dairy and Pisciculture, which had been introduced earlier in eight colleges were further strengthened. Six more colleges took fresh affiliation for introduction of these optional subjects at the Intermediate level. Keeping in view the introduction of a vocational stream, infrastructure facilities like additional buildings were created in 15 Government High Schools and at the Intermediate stage of four Government Colleges.

## Chapter 13

## SAINIK SCHOOL, BHUBANESWAR

13.1. *Introduction*—This School having been established on the 15th January 1962 is affiliated to the Central Board of Secondary Education, New Delhi. It prepares boys for the All-India Secondary School Examination (Class X) and All-India Senior School Certificates Examination (Class XII) under 10+2 scheme of Education.

13.2. *Aim*—The Primary aim of the school is to prepare boys academically, physically and mentally for entry into the National Defence Academy for training for appointment as, commissioned officers in the Armed Forces of the Country and for attractive careers in other walks of life. A sound character, team spirit, dedication to purpose, a patriotic outlook and the desire to serve the country with zeal and efficiency are the qualities sought to be promoted by this school.

13.3. *Organisation*—The school is administered by the Board of Governors, Sainik Schools Society under the Chairmanship of the Union Minister of Defence. In addition, the Schools has a Local Board of Administration presided over by the General Officer Commanding Madhya Pradesh, Bihar and Orissa area for supervision and General Administrative Control.

13.4. *Officers and Staff*—The following Defence Service Officers were posted to the School by the Ministry of Defence during the period under report :—

- (a) Commander RL. Prabhakar in VSM Principal
- (b) Sqn. Ldr. R. K. Vasisht, I. A. F., Edn. Registrar
- (c) Major R. K. Khanna, A. E. C., Headmaster
- (d) Major N. A. Barganza, A. E. C.
- (e) *Instructional Staff (Army)*—Two Physical Training Instructors from the Regular Army (Army Physical Training Corps).

13.5. The following Civilian Staff were employed in the Schools :—

(a) Masters	...	25
(b) Assistant Masters		03
(c) Art Master		01
(d) Craft Master		01
(e) Librarian		01
(f) Band Master	..	01
(g) Resident Medical Officer	..	01
(h) Pharmacist	..	01
(i) Matron/Hostel Superintendents	..	02
(j) Mess Manager	..	01
(k) Administrative Staff		14
(l) Class IV Staff		95

13.6. *Campus and Buildings*—The State Government provided the land and buildings for the School. The area of the school campus is 310.00 acres (approximately) and final demarcation of the school boundary keeping in view the requirements for the various school projects and security is under active consideration of the Government. The following buildings and projects are yet to be constructed/provided by the Government of Orissa :—

- (a) Boundary wall (in Progress)
- (b) Library Block
- (c) Swimming Pool
- (d) Laboratory Blocks for Science Departments (Physic, Chemistry and Biology)
- (e) Guest House
- (f) An Auditorium
- (g) Post Office with staff quarters
- (h) Two Dormitory Blocks for students (100 students)
- (i) Three Class Rooms
- (j) Renovation of old poultry farm, Hutment to improvise five class rooms for Primary and Pre-Primary School.

13.7. *Admission*—Ninety-four boys including 08 belonging to the Scheduled Castes, 07 Scheduled Tribes and 13 children of Defence Personnel/Ex-Servicemen were admitted in Class VI of the School in July/August, 1980.

13.8. *Students' Strength*—The School had 599 boarders and 28 days scholars on roll as on the 30th April, 1981. 53 boys belonged to the Scheduled Castes and 49 to the Scheduled Tribes.

13.9. *Financial Grants*—(a) A special standing grant of Rs. 1,00,000 was received from the relief fund of the Chief Minister, Orissa for providing Medical Aid to the students, staff and their families out of the interest accruing on the said grant. This special grant has already been invested in long term deposit.

(b) The school did not receive any other recurring/non-recurring grant from the State Government during the year 1980-81. All expenses on training and administration including the expenses on Establishment, Equipment, Lodge and Board of the students were met from fees/scholarships.

13.10. *Scholarships*—The School received the following merit-cum-means Scholarships for the year 1980-81 for students as stated below :—

- (a) Government of Orissa Scholarships for 606 (604+2) students (includes Scholarship for 2 Oriya boys reading in Sainik School, Sujapur, Tira, Himachal Pradesh and 10 students withdrawn in mid-session). Rs. 21,97,000.00
- (b) Ministry of Defence Scholarship for 4 students — Rs. 15,186.00

13.11. *Results*—All India Secondary School Examination (Class X), 1981 (10+2) pattern—69 boys (out of 71 appeared) passed the All India Secondary School Examination of the Central Board of Secondary Education in March/April, 1981 (pass percentage 97%).

13.12. *All India Senior School Certificate Examination (Class XII), 1981*—58 students (out of 68 appeared) passed the All India Senior School Certificate Examination, 1981 (pass percentage 85 per cent).

13-13. *Admission in the National Defence Academy*—Nine boys joined the National Defence Academy during the year (July, 1980 and January, 1981) in order of their ranking on All India Merit.

13-14. *National Cadet Corps Training*—National Cadet Corps Training is compulsory for all students of the Sainik School. A Junior Division Coy is stationed in the School with ten troops (Army wing 8, Naval Wing 1 and Air Wing 1) under the charge of the Headmaster of the School, who is the *Ex Officio*, Officer Commanding of the Company. The company functions under the overall administrative control of the Principal who is the *Ex Officio* Group Commander.

13-15. *Annual Training Camp*—A Pre-Annual Training Camp was held in this School from 27th April to 09th May, 1980 for 110 cadets selected for the combined Annual Training Camp.

13-16. *Rock Climbing Course*—Six cadets of the School successfully completed the Rock Climbing Course at Pachmarhi (Madhypradesh) during 10th May 1980 to 19th May 1980.

13-17. *Outward Bound/Social Service Camp N. C. C.*—An N. C. C. Camp was organised from 13th July to 19th July 1980 at Puri for the cadets of the School. 3 batches of cadets under the supervision of members of the staff attended the camp. In addition to the outward bound training, the cadets had the unique experience of organising assistance to the State Government authorities in controlling traffic and maintaining discipline during the important Rath Jatra Festival at Puri. The Sainik School Boys' contribution in this regard was acknowledged and highly appreciated by all concerned.

13-18. *Independence Day Parade, 1980*—The School contingent of 66 cadets participated in the Independence Day Parade held at the State Capital on 15th August 1980 and won a special trophy for distinguished performance. Independence day was celebrated in the School. The Principal hoisted the National Flag and administered the Solemn National pledge to the staff and students in a special Assembly held for the purpose. The students and staff jointly undertook a campus cleaning and tree plantation programme. The students hosted a lunch to the members of the staff.

13-19. *Annual Training Camp N. C. C.*—A Special Annual Training Camp for the cadets of this School was held at Sainik School, Bhubaneswar from 02nd November 1980 to 11th November, 1980 under the authority of Director-General, N. C. C. as the cadets of the school could not participate in the Combined Annual Training Camp for Sainik School at Bhowali (UP) in May, 1980 due to dislocation of train services. 100 cadets, two J. D. Officers and six P.I. staff participated in this camp.

13-20. *Adventure courses*—Four boys sponsored by the School successfully completed the 39th and 40th Adventure Courses at Himalayan Mountaineering Institute, Darjeeling held during the periods from May to June, 80 and December 1980 to January 1981 and achieved Merit Certificates based on their excellent performance. So far 72 students of this school have been successfully trained on the adventure courses at the said institute.

13-21. *Tour excursions and hikes*—A number of excursions and hikes were arranged during the period under report. The boys of the school had the unique experience of visiting Paradeep and going on board in two of the most modern ships of the Indian Navy, INS Nilgiri and Andamans. Selected cadets in batches were given opportunity of sailing in the Naval ships at Paradeep port and witnessing naval war exercises during October, 1980.

13-22. *Republic Day Parade, New Delhi, 1981*—Four cadets of this school having been selected at State level attended the Republic Day Camp at New Delhi to participate in the Republic Day Parade held at New Delhi on 26th January 1981. Nine more students proceeded to New Delhi and represented the State in the Gymnastics display on the occasion of the said Republic Day Parade.



13-23. *Republic Day preparatory camps, NCC*—The School had the privilege of hosting the Republic Day preparatory NCC Camp from 25th December, 1980 to 05th January, 1981 conducted under the auspices of NCC Directorate, Orissa. Boys and Girls cadets of the Senior and Junior Division NCC selected from various parts of the State, took part in the camp. Hon'ble Shri Gangadhar Mohapatra, Minister of Education and Y. S. Orissa was the Chief Guest on the closing function of the camp. Cadet A. K. Sahoo (1233) of Class XI of the school was adjudged as the Best All round cadet at State level.

13-24. *Social Service—Flood Relief*—Two hundred and fifty students and members of the staff rendered voluntary relief to the flood victims of our State during the un-precedented floods in September, 1980, thus assisting the Government in organising and distributing food packets, clothing and other essential commodities to the flood-stricken people. The young students braved the difficult and hazardous conditions and worked long hours during day and night displaying exceptional courage, sense of duty and responsibility and sympathy for the flood-affected people. This contribution of the cadets has been highly appreciated by the Government as well as the press and public. Six of them have been commended by the Director-General, N.C.C. on the occasion of the NCC Day on 23rd November, 1980 for their distinguished services in aid of the flood-affected people.

13-25. *Drama Festival*—The School celebrated the Annual Drama festival from 17th to 22nd December, 1980. As a part of the festival, an Inter House Drama competition (Seniors and Juniors) was held from 17th to 22nd December, 1980. The students put up variety entertainment programmes housewise and displayed great talent, zeal and enthusiasm in their performance.

13-26. *Children's Day*—Children's Day was celebrated on 14th November, 1980. A friendly match between the staff and students was played.

13-27. *Art & Craft Competition*—Students were encouraged to participate in the Art and Craft competitions held under the auspices of the Lal Bahadur Shastri Memorial All-India Child Art Club, Hyderabad in 1980. 07 students of the School received National/State awards and prizes including the Child star of Orissa State Award.

13-28. *Old Boys' Association*—The 9th Annual General Body meeting of the Old Boys Association was held on Wednesday, 31st December, 1980. The Old Boys elected the new office bearers for the year, 1981. They were hosted to lunch and tea by the students before dispersal.

13-29. *School Annual Functions*—The 19th Inter-House Annual Athletic Meet was held from 06th to 10th January, 1981. Shri Janaki Ballav Pattnaik, the Chief Minister of Orissa was the Chief Guest on the closing function on 10th January, 1981. Shrimati Jayanti Pattnaik gave away the prizes and Shri Sitakanta Mahapatra, I. A. S, Commissioner-cum-Secretary to Government of Orissa, Education & Youth Services Department presided over the function. The Hon'ble Chief Minister graciously sanctioned a special standing grant of rupees one lakh in favour of the School to be invested in a long term deposit, the interest accruing thereon utilised for special medical treatment of students and staff of the School and their families.

13-30. The 19th Annual Day of the School was celebrated on 11th January, 1981. Shri Gangadhar Mohapatra, Minister of Education & Youth Services, Orissa, was the Chief Guest and Prof. H. K. Misra the then D. P. I. ( Schools ) presided over the function. The Hon'ble Minister inaugurated the Science, Art and Craft Exhibitions put up by the boys, gave away academic prizes and witnessed a variety entertainment programme put up by the boys in the evening.

13-31. *Catering Services*—Catering was introduced under the socially useful productive work programme and batches of students were associated with it. Practical lessons were imparted to the students in the School, Kitchen, Bakery and Dining hall.

13.32. A summary of achievements of the institution during the brief span of its life (1965-66 to 1980-81) is given below—

(a) Number of students who passed the Indian School Certificate, All-India Higher Secondary/All-India School Examinations.	568
(b) Number of students who joined the Armed Forces as Commissioned Officers/Joined NDA/IMA etc. for training (including Commissioned Officers in the Royal Bhutan Army-05).	192
(c) Number of students who joined the IAS/IPS., and Central Services.	08
(d) Number of students who joined the Merchant Navy as Officers and Marine Engineers.	35

Besides, some have joined the Nationalised Banks as Officers and many others as Doctors, Lecturers, Engineers and Executives in other walks of life and are doing extremely well in their present professional life.

#### Chapter 14

#### STATE COUNCIL OF EDUCATIONAL RESEARCH & TRAINING, ORISSA BHUBANESWAR

14.1. The State Institute of Education was redesignated as State Council of Educational Research & Training ( SCERT ), by the State Government in January, 1979. The S.C.E.R.T became the academic wing of Directorate of Education and started working for the qualitative improvement of School education and successful implementation of the scheme of Universalisation of Elementary Education. The existing units of the S.C.E.R.T., Science Education Unit and Publicity unit of the Directorate of Public Instruction brought to-get-her and reorganised to form a large number of Departments. The Director, S.C.E.R.T. was authorised to exercise control over the Inspecting Officers for implementing various projects in Teacher Education, School Education and Supervision. The S. C. E. R. T. was thus made to function as a Centre of Advanced Studies and Research in Education and to play a leadership role in improving the quality of teacher education and school education. For speeding up the progress of qualitative improvement, the Teacher Training Schools were placed under its administrative control and it was authorised to co-ordinate the work of the Teacher Training Colleges of the State.

14.2. A training course was organised by the Department of preschool and Elementary Education at Sunabeda in Koraput district in September, 1980 in collaboration with the Officers of the NCERT for the Pre-Primary teachers and supervisors of Orissa. 30 teachers and 5 supervisors attended the course.

A survey was conducted in the Khurda Educational district with a view to assessing the infrastructures for the introduction of the school readiness programme as suggested by the SCERT. Shri B. Mohanty, Officer in-charge who participated in the National Workshop at NCERT in October, 1980 conducted the survey.

14.3. *Department of Educational Technology—School Broadcast Programmes*—Circulars to the Teacher Training Colleges and Secondary Training Schools in the State for inclusion for radio lessons in their internal examinations, utilisation of idle funds of the institutions for purchase of radio sets, keeping a separate period in the time table for S. B. Programmes, maintaining a log book for every day educational broadcastes, supplying informations for feedback, etc., to the Department of Educational Technology and All-India Radio, Cuttack, were issued.

The teachers notes on S. B. Programmes in General Science were mailed to all the radio schools for their use.

14.4. *Experimental study on utilisation of Graphic Materials in Language learning of the Tribal Children*—In order to prepare a series of graphic materials for incorporation in the primer and supplementary instructional materials in Desiya Language meant for the pre-primary and Primary Schools of Koraput, two work shops were conducted at the Secondary Training School, Jeypore, Koraput, the first being for five days from 29th July 1980 to 2nd August 1980 and the Second and final being for three days from 7th September 1980 to 9th September 1980.

14.5. *Scriptwriters' workshop on Educational Radio Programme*—Two Scriptwriters' Workshops on Educational Radio Programme were held by the Department of Educational Technology each for a period of 10 days from 16th September 1980 to 25th September 1980 at Bhubaneswar and from 18th December 1980 to 27th December 1980 at Jeypore. In both the cases assistance was received from the All-India Radio, Cuttack and Jeypore and Centre for Educational Technology, NCERT, New Delhi. In toto forty-nine teacher writers attended the workshops and developed their scripts in the light of discussion made during the course which was also recorded by the Radio authorities. A number of Resource persons conducted the discussion on different days and a good number of working papers were also presented. Both the courses were conducted by Dr. J. Mohanty and Shri A. P. Giri.

14.6. *Workshop for E. T. V. Scriptwriters*—An interview of the candidates for undergoing educational T. V. Scriptwriters workshop at Delhi was conducted in the Department. Out of thirty-one candidates, eight candidates were selected and they attended a 15 day orientation cum selection workshop for E. T. V. Scriptwriters organised by the centre for educational technology from 22nd October 1980 to 5th November 1980. Again out of those eight candidates, three were selected for undergoing intensive training course for a period of two months in the CET.

14.7. *Production of Audio visual Materials*—Initial arrangements have already been taken to prepare and produce a set of educational filmstrips on "Know our Orissa".

14.8. *Study of Educational T. V. Programme*—The Oriya version of the study of Educational T. V. Programme conducted by the Ministry of Education and Culture in collaboration with Department of Educational Technology and printed by the Ministry has already been prepared for publication.

## Chapter 15

### PHYSICAL EDUCATION

15.1. During 1980-81, the following sports and games were conducted in the State.

1. State level meets for Autumn Games
2. State level meets for Winter Games
3. Subroto Mukherjee Cup Foot Ball Tournament
4. Junior Nehru Hockey Tournament
5. National Physical Fitness Programme

In the State level meets for Autumn Games the following items of games were conducted.

- (1) Football, (2) Khabadi (Boys and Girls), (3) Kho-Kho (Boys and Girls)
- (4) Table Tennis (Boys and Girls) (5) Basket Ball (Boys and Girls).

15.2. Selected boys and girls of all the districts participated at the State level competition in different items of games and after it was completed, selected players were sent for participation at the National level competition held at Hyderabad and Calcutta. The football and Kabaddi teams played very nicely and went upto semi-final stage. Most of the Athlets in winter game at the National level competition also secured position within the best 10 players. One Athlet secured 3rd position in 200 mets. Run of National Level competition.

15.3. In Subroto Mukherjee Cup Football Tournament, a State level competition was made among all the circles and one best individual team of Ispat High School, Rourkela was selected for National Participation held at Delhi.

15.4. In Junior Nehru Hockey Tournament the Hockey team of Jhurmur High School was selected from the State and participated at Jawaharlal Nehru Jr. Hockey Tournament at Delh. From the Hockey Team of Orissa State, 3 Hockey players were selected for Summer coaching camp held at Jammu and Kashmir and they were awarded sports talent search scholarships by the Government of India.

15.5. National Physical Fitness Programme was conducted among the boys and girls in 300 Centres during 1980-81 and they were awarded 1 star, 2 star and 3 star certificates by the Government of India for their merit.

15.6. Eight Senior Division N. C. C. Officers and 25 Junior Division N. C. C. Officers attended the pre-commission Training Course and 51 Junior Division N. C. C. Officers and 18 Senior Division N. C. C. Officers attended the Refresher Course during the year under report.

## Chapter 16

### NATIONAL SERVICE SCHEME (N. S. S.)

16.1. The National Service Scheme (N. S. S.) started in Orissa in the year 1969-70 continued to expand its many fold activities during the year 1980-81.

16.2. N. S. S. has emerged as the single largest organisation in conducting free eye operation camps. As many as 1,100 persons were given back their eye-sights in 17 numbers of eye-camps, with 180 minor eye operations, eye-Survey of 5,753 villagers and eye-test of 3,725 school students.

16.3. *Dental camps*—Seven dental camps were organised during the year benefiting persons of all ages in general and children and old people in particular.

16.4. *Whole village Barpali Latrine*—For the first time in the whole State, Dhenkanal College N. S. S. Unit succeeded in motivating all the Villagers of Nagiaposi to put up and use Barpali Latrines. This is singled out in the entire country itself.

16.5. *Blood Donation*—Ten colleges organised voluntary blood donation camps in order to help the needy patients.

16.6. *Asylum for the children of Leprosy Patients*—In a daring and noble deed the N. S. S. Unit of the Government College Angul segregated the Children of the Leprosy patients of the area and rehabilitated them in a separate asylum constructed by the N. S. S. volunteers for the purpose with its own 5 acre area for agriculture and vocational training of the inmates.

16.7. *Small savings drive*—A number of N. S. S. Units under-took small savings drive as a part of the normal N. S. S. programmes. The whole N. A. C. of Nayagrah and the Womens College of Puri were declared as the savings N. A. C. and Savings College by the efforts of the N. S. S. volunteers. About 9.5 lakhs of rupees have been mobilised only in Nayagrah N. A. C.

16.8. *Fruit and Vegetable Preservation*—12 Colleges mostly women units participated in the fruit and vegetable preservation programmes. Courses in applied nutrition were organised by 11 Colleges.

16.9. *Save grain Campaign*—Under the campaign 1,399 N. S. S. Volunteers covered 135 villages and 22,440 houses and imparted instructions on scientific storage and post harvest techniques.

16.10. *Free Soil Testing*—As a part of regular camps Community Interaction Programme four colleges started free-soil, testing cells in their colleges to help the farmers.

16.11. *Introduction of new seeds*—In order to carry the modern achievements of the Scientific research straight to the farmers and fields, the Banki College started distributing an all-weather proof variety of tomato seeds to the vegetable growers with success. There was programme also to send such seeds in packets to different N. S. S. Units for distribution to the vegetable growers in their areas.

16.12. *Farmers' Fair*—With a view to co-ordinating different developmental agencies and Banks to help the rural farmers a new college, R. S. Mahavidyalaya, Odagaon in the district of Puri has started organising Farmers' Fair every year.

16.13. *N. S. S. High Schools*—The N. S. S. Units of Nayagarh College in the District of Puri constructed 2 High Schools in remote rural areas by mobilising local support and organising special camps.

16.14. *Relief activities during calamities*—A large number of colleges undertook relief operations during the last flood and in cyclone and tornado affected areas.

16.15. *Old Age Pension*—N. S. S. Volunteers are identifying beneficiaries for the old age pension scheme, collecting forms and forwarding them to the appropriate authorities. The old age pension scheme has been geared up as a result of this.

16.16. *Modernisation of potters' wheel*—The N. S. S. Volunteers of Puri Women's College have identified 65 potter families during the special camp and processed their applications for installation of modernised pottery wheels in order to augment the income of the potters. The Gramya Bank, Puri and the D. I. C. are providing the required assistance for the purpose.

16.17. *Orientation cum Sensitisation Programme for women NSS volunteers and officers*—The Orientation-cum-Sensitisation Programmes for 120 selected female N. S. S. Volunteers and Lady Programme Officers from different colleges were organised as a part of the Womens's awareness raising programme against social evils.

16.18. *ECO Camps*—The Year culminated in the Organisation of Youth for Eco-development camps. More than 5000 volunteers participated in the Inter-University and Inter-State Programmes at Khurda, Rourkela, Bhanjanagar and Vani Vihar. The whole programme has been widely acclaimed as first of its kind in the country.

## Chapter 17

### LEGISLATION

17.1. The Utkal University Act, 1966, the Berhampur University Act, 1966 and the Sambalpur University Act, 1966 have been amended through the Orissa University Law, (Amendment) Act, 1980 (Orissa Act 16 of 1980) providing a consolidated salary of three thousand rupees per month for the Vice-Chancellors of the said three Universities and also making provision for rent-free furnished quarters for them.

17.2. Besides, the following rules/regulation have been framed during the year 1980-81.

- (a) The Orissa Education (Management of Private Colleges) (Amendment) Rules 1980.
- (b) The Orissa Education (Management of Private Schools) Rules, 1980.
- (c) The Selection Board (Conduct of Business and Discharge of Functions) (Second Amendment) Regulations, 1980.
- (d) The Orissa Education (Establishment and Recognition of Private Middle Schools) Rules, 1980.

## Chapter 18

### THE ORISSA STATE BUREAU OF TEXT BOOK PREPARATION AND PRODUCTION BHUBANESWAR

18.1. The Orissa State Bureau of Text Book Preparation and Production, Bhubaneswar established during March, 1970 continued to function during the year 1980-81.

18.2. The Board of Directors of the Bureau met on 22nd December 1980 and passed the revised Budget Estimate for the year 1980-81 and Budget Estimate for the year 1981-82. The performances of other committees of the Board were also approved.

18.3. Two meetings of its Executive Committee were held on 12th August 1980 and 20th January 1981 to deal with all administrative and financial matters of the Bureau. The Committee also reviewed the progress of preparation and production of text books and gave necessary guidance.

18.4. Out of 25 Expert Committees on different subjects 21 met during August and September, 1980 and gave necessary recommendation for preparation of books. They also recommended the names of authors and reviewers for each book.

18.5. The Press Committee of the Bureau met on the 18th September 1980 and reviewed the position of printing and binding of books and recommended action to be taken for bringing out the books in time and fixed rate for hard board binding of voluminous books.

18.6. The formula for fixation of price of books as fixed by the Price Fixation Committee of the Bureau in its meeting held on the 15th September 1979 continued remain operative during the year 1980-81.

18.7. Government of India sanctioned Rs. 94 lakhs from the inception of the Bureau out of the total assured sum of Rs. 1 crore. No amount on this account has, however, been received during the year under report.

18.8. The total expenditure of the Bureau during the year 1980-81 was Rs. 9,32,270.42 and total expenditure since its inception has reached the amount of Rs 92,56,484.47.

18-9. The total sale proceeds of the books during the year under report were Rs. 83,151.52 raising the total sale proceeds on this account to Rs. 11,50,652.04 from the inception of the Bureau.

18-10. The Bureau has no building of its own. The office has been functioning in a rented building. In addition to the office building 6 other buildings have also been taken on rent and an amount of Rs. 4,821 is being paid towards rent every month for all these buildings. A piece of land measuring 200' x 250' has been purchased from the Government on payment of Rs. 65,066.10 as royalty to put up a building for the Bureau.

18-11. The Bureau published 25 titles during the year under report making a total of 322 titles published since its inception. Out of 322 titles 274 are original writings and the rest 48 are translations. In addition to this 11 titles have also been reprinted during the year 1980-81 bringing the total number of reprinted titles to 40 since inception.

18-12. Two glossaries on Library Science and Agricultural Statistics have been prepared during the year and thus; the total number of glossaries came to 23.

18-13. The Library of the Bureau containing 3,274 books worth of Rs. 61,363.6 continued to solve the problems of all concerned from reference point of view during the year under report.

18-14. Besides publication of books, the Bureau is collaborating with the Central Hindi Directorate in preparation of a Pan Indian Terminology for which different workshops are organised in different States. During the year one workshop was organised by the Central Hindi Directorate at Hyderabad on Biological Science Terminology in which Subject Expert, Dr. B. K. Behura attended and participated in finalisation of the proper terminology for Biological terms.

18-15. The Bureau participated in the Regional Book Festival organised by the National Book Trust, India in collaboration with the State Government held at Cuttack from November 23rd to November 30th 1980. The Director of the Bureau was the convener of the State Advisory Committee for the Book Festival. The participation of the Bureau in the Book Festival resulted in wide publicity of the books prepared by the Bureau and an amount of Rs. 28,000 was obtained as sale proceeds of books in the Book Festival.

## Chapter 19

### ADULT EDUCATION

19-1. At the instance of the Government of India, the Adult Education Programme in the State of Orissa is under operation purely on a functional basis since 1978-79. The centres started functioning from the 2nd October 1978. The following table shows the number of centres opened and amount spent for the purpose since 1978-79. This has been done under the joint effort of both the State Government and Government of India.

Year	No. of centres opened	No. of persons enrolled	No. of persons declared literate	Amount spent on the scheme
(1)	(2)	(3)	(4)	(5)
				Rs.
1978-79	2,155	64,661	51,209	24,03,889
1979-80	8,575	3,06,056	1,66,982	90,38,000
1980-81	3,900	1,12,890	..	67,38,311

19.2. So far the production cell of the Directorate has published the following number of publications to meet the need of the learners during the course of 10 months learning from the beginning and in the follow up programme. Steps are also open to publish more books for them with modern techniques.

1. Charts	..	3
2. Wall posters	..	11
3. Lesson Sheets	..	21
4. Primers and Readers	..	9
5. Follow up literature	..	58

19.3. One of these publications has been prepared mainly on 25 points programme "PACHISI DAFA BHAGABATA".

19.4. The Audio Visual Education Unit of the Directorate has got 55 documentary films and 33 full length films which are being screened in different parts of the State to motivate the illiterates to come to the adult education centres to know the benefits that are being extended by different departments and organisations for the rural people and to avail of the same by going through the pamphlets and literatures issued by those organisations.

19.5. Apart from these, 72 voluntary organisations are engaged in literacy programme. They applied for financial assistance from the Government of India and the State Government recommended the cases of 32 organisations out of which 19 have got grants from the Government of India.

19.6. In addition to these at the instance of Government of India the officers in charge of the Nehru Yuvak Kendras and N. S. S. are running adult education centres, for removal of illiteracy at different places of this State.

19.7. Mainly the Schemes on Agriculture, Dairy Farming, Pisciculture, Small Savings, Family Welfare, Tree Plantation, etc. have got immense development through the National Adult Education Programme which is working in collaboration with the integrated rural development schemes in addition to the Literacy programme. By these the economic and financial conditions of the people at large have been improved.

## Chapter 20

### SPECIAL EDUCATION

20.1. The number of institutions (Higher/M. E./P. S. M. E. Schools) with Hindi as one of the teaching subject is 2,721. There are 2,721 Hindi teachers in these institutions. They are all recognised institutions. There are two Hindi Training Institutes (Training Colleges) to train the untrained Hindi Teachers for High Schools. The number of Hindi Institutes at the Secondary stage is 2, which trains Hindi teachers for M. E /P. S. M. E. Schools of the State. There are 7 recognised institutions where the medium of teaching and learning is English and Hindi is one of the teaching subjects.

20.2. There are 33 Madrasa in the State with Urdu as their medium of instruction. The number of teachers working in these 33 recognised institutions is 170. There is Madrasa Examination Board constituted by the Government which conduct examination each year in



the following subjects taught in such institutions in Orissa. The Examination Results for the year under report are as follows—

Subject (1)	Students appeared (2)	Students passed (3)
Wastania	33	25
Moulvi	11	8
Alim (I)	4	1
Alim (II)	2	2
Fazil	2	2

20.3. As regards Sanskrit Institutions, there are 150 recognised Tols and 5 Colleges in the State with 3 unrecognised Tols. The number of teachers in these Tols comes to 582 and the teachers in 5 colleges are 69. The examination for Sanskrit Education is being conducted by the Superintendent of Sanskrit Studies, Orissa from year to year in Prathama, Madhyama and Acharya.

## Chapter 21

### EDUCATION FOR GIRLS AND WOMEN

21.1. Education of girls and women continued to receive special emphasis as before and more vigorous efforts were made to enrol number of girls belonging to S. C. and S. T. communities.

21.2. Apart from the co-educational facilities available in all the schools and colleges in the State some special schools, exclusively intended for girls and women continued to be maintained. There were 216 Primary Schools, 63 Middle Schools and 207 High Schools exclusively for girls and there are now 9 Government Women's Colleges in the State besides two non Government colleges.

21.3. Enrolment of girls at the different stages of general education is indicated below—

(Figures in lakhs)

(1)	1979-80 (2)	1980-81 (3)
Primary Stage	10.58	10.82
Middle Stage	1.72	1.88
High School Stage	0.76	0.85
College Stage	0.17	0.19

21.4 Education was provided to the girls free of tuition fees as before up to the High School stage and at the college stage half-free studentship continued to be allowed to all women students.

21.5. Book-Banks opened for the poor and under-privileged students of Government and non-Government High Schools were strengthened in almost all the Girls Schools. To cope with the enrolment, additional teachers were appointed with the opening of new sections during the year.

21.6. On the basis of the minimum roll strength of 500 the posts of Headmistresses rose to 47 in Class II during the year 1980-81 and the number of promotions to the senior S. E. S. during the year under report was 10.

21.7. In the general inspecting staff quota was fixed for lady officers. The quota fixed and the actual position of the reserved posts were as follows—

Designation (1)	No. of posts (2)	Quota fixed (3)	Actual in service (4)
1. Inspector of Schools, Class I ..	15	3	2
2. District Inspector of Schools, Class II	56	5	5
3. Deputy Inspectress ..	10	10	11

## Chapter 22

### OTHER ACTIVITIES

22.1. *National Loan Scholarship*—During the year 1980-81, total number of National Loan Scholarships awarded was 803 out of which 630 scholarships were awarded at post-Matric and 10+2/Higher Secondary stage at the rate of Rs. 60 per month. Further 33 National Loan Scholarships were awarded at the rate of Rs. 60 per month at the post-Intermediate stage, i. e., on the result of I. A./I. Sc./I. Com. examination. 136 students are getting National Loan Scholarships at the post-Graduate stage at the rate of Rs. 75 per month and only 4 students were awarded National Loan Scholarships for Ph. D./M. Phil at the rate of Rs. 1,500 per annum during the year under report. The students who are studying in professional subjects such as Engineering, Medical, Agriculture, etc., are also getting at the rate of Rs. 80 and Rs. 95 per month.

22.2. *Scholarship and Stipends*—In order to provide incentive to the talented students and with a view to financially assisting certain groups of indigent students the department has provided a number of scholarships and stipends. During the year 1979-80, 500 additional scholarships with value of Rs. 20 each have been instituted at the High School stage. During 1980-81, 828 junior merit scholarships, 285 senior merit scholarships, 740 national scholarships (546 post-matric+194 P.-G.) have been awarded to meritorious students. 30 national scholarships have been awarded to children of primary and secondary school teachers. 36 scholarships have been awarded to the children of freedom fighters. Besides, 110 Hindi scholarships and 117 P.-G. scholarships have been awarded besides the national scholarships. The number of N. R. T. S. scholarships came to 1,142 during the year under report.

22.3. *Text Book Press*—Due to installation of new high speed off set machine in the Press, production was enhanced to meet the accelerated demand for the text books all over the State. Under the new education system of "10+2" four titles of books have already been revised. Eleven titles are also under the process of revision. This will enable the Government to replace 15 numbers of books written on the basis of old syllabi by new books prepared under new syllabi "10+2".

22.4. *Promotion of Research*—For the promotion of research activities amongst the college teachers the department liberalised the leave rules pertaining to study leave in order to enable the qualified teachers to proceed with full pay to acquire Research Degrees. 120 Readers and Lecturers have availed themselves of the study leave during 1980-81. It was also decided to sanction study leave with full pay to the U. G. C. Teacher-fellows to take up research work approved by U. G. C. 108 Readers and Lecturers have taken advantage of the liberalised rules to avail themselves of the Teacher-fellowship during the year 1980-81.