



ADMINISTRATION REPORT
OF THE
MUNICIPAL COMMISSIONER
FOR
GREATER BOMBAY
For the Year 1968-69

CITY, SUBURBS AND EXTENDED SUBURBS

BOMBAY
PRINTED AT THE MUNICIPAL PRINTING PRESS
1969



MUNICIPAL HEAD OFFICES



ADMINISTRATION REPORT
OF THE
MUNICIPAL COMMISSIONER
FOR
GREATER BOMBAY
For the Year 1968-69

CITY, SUBURBS AND EXTENDED SUBURBS

BOMBAY
PRINTED AT THE MUNICIPAL PRINTING PRESS
1969

CONTENTS

	PAGE
STANDING COMMITTEE'S REVIEW OF THE REPORT ..	i-xxii
COMMISSIONER'S REPORT ..	i
Accompaniments	
1. GENERAL	1-6
Report of the Chief Complaints Officer ...	6
Report of the Manager, Birla Kreedā Kendra ...	6
Report of the Executive Engineer (Vigilance) ...	6
2. FINANCIAL :—	
Report of the Chief Accountant, with Appendices ...	7-80
3. REVENUE :—	
Report of the Assessor and Collector ...	81-88
4. ELECTIONS :—	
Report of the Dy. Assessor and Collector (Octroi) ...	89
5. PUBLIC WORKS :—	
Report of the Dy. Project Engineer—Water Supply ..	91-99
6. REPORT OF THE CITY ENGINEER	101-157
7. ADMINISTRATIVE OFFICER (ESTATES)	159-172
8. WATER WORKS :—	
Report of the Hydraulic Engineer	173-200
9. FIRE BRIGADE :—	
Report of the Chief Officer	201-210
10. GARDENS :—	
Report of the Superintendent	211-212
11. VICTORIA AND ALBERT MUSEUMS :—	
Report of the Curator	213
12. MUNICIPAL LIBRARIES	215
13. CENTRAL STORES :—	
Report of the Controller of Stores	217-219
14. LICENCES, SHOPS AND ESTABLISHMENTS :—	
Report of the Superintendent	221-228
15. MARKETS AND SLAUGHTER HOUSES :—	
Report of the Superintendent	229-233
16. PRINTING PRESS :—	
Report of the Manager	235-237
17. SETH G. S. M. COLLEGE AND K. E. M. HOSPITAL :—	
Report of the Dean	239-261
E. N. T. HOSPITAL :—	
Report of the Asstt. Medical Officer	263-264
18. BAI YAMUNABAI L. NAIR CHARITABLE HOSPITAL AND TOPIWALA NATIONAL MEDICAL COLLEGE	265-279
19. NAIR HOSPITAL DENTAL COLLEGE	281-282
20. L. T. MUNICIPAL GENERAL HOSPITAL, SION, AND ANNAPURNABAI DESHMUKH HOSPITAL FOR WOMEN	283-287
21. GROUP OF T. B. HOSPITALS, SEWRI	289-290
22. LEGAL :—	
REPORT OF THE SOLICITOR TO CORPORATION	291
23. EDUCATION :—	
Report of the Education Officer	293-302
24. LABOUR :—	
Report of the Labour Officer	303-308
25. Public Relations Officer	309
26. Mahatma Gandhi Memorial Olympic Swimming Pool	311
27. Report of the Administrative Officer (Enquiries)	313-315
28. Report of the Editor, the Bombay Civic Journal	317
29. Report of the Organizer and Methods Officer	319
30. PUBLIC HEALTH :—	
Report of the Executive Health Officer	321-358

**REVIEW OF THE STANDING COMMITTEE OF THE ADMINISTRATION
REPORT OF THE MUNICIPAL COMMISSIONER FOR GREATER
BOMBAY FOR THE YEAR 1968-69.**

The Administration Report submitted by the Municipal Commissioner, gives in detail the working of the various Municipal Departments, for the year 1968-69.

CORPORATION

2. Dr. R. N. Kulkarni was elected Mayor of Bombay for the year under report and he continued to hold that Office throughout the year. Shri H. N. Trivedi was the Chairman of the Standing Committee, Shri L. P. Pujari, was the Chairman of the Improvements Committee and Shri M. A. Khandwani was the Chairman of the Education Committee for the year under report and they continued to hold their respective offices throughout the year.

Shri D. M. Parikh, Municipal Councillor from Ward No. 16 expired on 1st January 1969 and in the Bye-election held Smt. Taraben D. Parikh was elected a Member of the Corporation from 21st March 1969.

The change that took place in the personnel of the Standing Committee was the appointment of (i) Shri M. H. Bedi as a Member of that Committee from 20th January 1969 *vice* Shri D. M. Parikh expired on 1st January 1969 and (ii) Shri V. R. Bhosale as a Member of the said Committee from 10th January 1969 *vice* Shri T. S. Tendolkar resigned on 20th December 1968.

A change in the personnel of the Improvements Committee was the appointment of Shri V. B. N. Gvekar as the member of that Committee from 19th August 1968, *vice* Shri P. S. Navalkar resigned on 25th July 1968.

Commissioner.

3. Shri J. H. Patwardhan held the post of Municipal Commissioner and continued throughout the year under report.

Complaints Section.

This Section dealt with the complaints concerning Municipal Services received from the public about repairs to buildings, water supply, drainage, sanitation, etc., Complaints were referred to the departments concerned, systematically followed up and the complainants were contacted, if required, in order to see that their grievances were redressed within a reasonable time. The total number of complaints registered and followed up by the Central Control Room during the year under report was 12,035. The Standing Committee feels that economy in the cost could be effected if the Complaints Officers in the Section are replaced by clerks who can attend to such type of work.

Birla Kreed Kendra.

Reservation of the Kendra by the public for various cultural activities commenced from 17th January 1966, the date from which the premises licence was granted by the Commissioner of Police.

Documentaries and demonstrations of the electric toy trains, etc., were shown free of charge to the visitors to the Children's Halls on the first floor on all days between 4 P.M. and 7 P.M. except Sundays and Public Holidays. A Bal Bhavan Centre is also started at this Kendra.

Special Technical Unit.

The Executive Engineer (Vigilance) is in charge of the Special Technical Unit attached to the Municipal Commissioner's Office. This Unit supervises the construction works in progress and exercises control over construction jobs for quality control and investigates various complaints of serious nature connected with Engineering Branch received from the public, etc. The Unit also functions as a co-ordinating agency of the work of different Branches of Engineering Department, etc. The Unit also pays surprise visits to Wards and checks maintenance jobs carried out under the supervision of Ward Maintenance Engineers. It also assists the Municipal Commissioner, the Dy. Municipal Commissioners, the City Engineer and other Heads of Departments in all technical matters, etc. This Unit inspected 360, 82 and 89 works in respect of building construction, road construction and drainage construction, respectively; visited 160 private properties; attended 13 rounds of Works Committee (Suburbs), and took 8 hammer tests and 4 load tests.

FINANCIAL.

4. The financial transactions have resulted in a surplus of Rs. 1,80.11 lakhs at the end of the year instead of the anticipated surplus of Rs. 4.40 lakhs. This was due to the fact that the actual expenditure decreased by Rs. 3,86.59 lakhs over the Revised Budget Estimates while the income increased by Rs. 5.71 lakhs over the revised budgeted amount.

Variation in Income.

5. In preparing the Budget Estimates for the year under report, an Opening Cash Balance of Rs. 5,28.35 lakhs was estimated. On the final closing of the accounts for the previous year, the actual Opening Balance for the year under report amounted to Rs. 4,29.21 lakhs. The total income budgeted for was Rs. 41,31.18 lakhs, while the actual realizations amounted to Rs. 41,60.18 lakhs. On the expenditure side, the amount budgeted for was Rs. 41,26.78 lakhs whereas the actuals of expenditure were Rs. 39,80.07 lakhs.

Loan Funds.

6. The Opening Balance on 1st April 1968 on account of Loan Funds excluding the Trust Fund was Rs. 1,83.31 lakhs for the City, Rs. Nil for the Suburbs inclusive of Trust Fund and Rs. Nil for the Extended Suburbs exclusive of Trust Fund. Loans aggregating to Rs. 11,07.72 lakhs for the City, Rs. 1,32.50 lakhs for the Suburbs and Rs. 55 lakhs for the Extended Suburbs were raised during the year.

The total Loan Funds available for expenditure during the year were Rs. 13,08.61 lakhs for the City, Rs. 1,32.50 lakhs for the Suburbs and Rs. 55 lakhs for the Extended Suburbs.

The actual expenditure amounted to Rs. 7,80.79 lakhs for the City, Rs. 2,40.78 lakhs for the Suburbs and Rs. 1,65.65 lakhs for the Extended Suburbs on Capital Works as against the budgeted figure of Rs. 18,35.17 lakhs for the City, Rs. 4,74.60 lakhs for the Suburbs and Rs. 3,18.39 lakhs for the Extended Suburbs.

Sinking Funds.

7. The Book Value of investments of the Sinking Funds at the close of the year amounted to Rs. 29,10.32 lakhs for the City, Rs. 5,06.17 lakhs for the Suburbs and Rs. 1,11.99 lakhs for the Extended Suburbs, made up of the book value of securities and the amounts in cash with the State Bank of India. Valuing the Municipal and Improvement Trust Debentures at par, the market value of the Sinking Fund Investments held on 31st March 1969 came to Rs. 20,06.38 lakhs for the City, Rs. 5,00.05 lakhs for the Suburbs and Rs. 1,11.39 lakhs for the Extended Suburbs. The total amount of Sinking Fund thus inclusive of the interest accrued and cash with the Bank came to Rs. 20,26.87 lakhs for the City, Rs. 5,07.49 lakhs for Suburbs and Rs. 1,13.24 lakhs for the Extended Suburbs, the excess in the Sinking Fund Account being Rs. 1,39.43 lakhs for the City, Rs. 31.82 lakhs for the Suburbs and Rs. 4.08 lakhs for the Extended Suburbs, respectively.

Improvement Schemes Account, General Account, Income and Expenditure.

8. The total income for the City for the year amounted to Rs. 2,17.78 lakhs against Rs. 2,00.24 lakhs for the previous year, showing a net increase of Rs. 17.53 lakhs. The increases were in respect of (1) Rent and other proceeds of properties Rs. 5.82 lakhs; (2) Contribution from Municipal Corporation Rs. 5.12 lakhs, counter-balanced by decreases (i) under Grant-in-Aid from Government for meeting the deficit in the General Account Rs. 6.13 lakhs; and (ii) interest and profit on investment Rs. 6,435 and (iii) Miscellaneous Receipts—Rs. 38,684.

The total expenditure for the City for the year, viz., Rs. 1,94.83 lakhs as against Rs. 2,20.91 lakhs for the previous year, showed a decrease of Rs. 26.08 lakhs on that of the previous year. This is made up of decrease of Rs. 26.65 lakhs under maintenance of properties and streets and counterbalanced by increase of Rs. 57,499 under Debt Charges.

The surplus of Rs. 22.95 lakhs in General Account is transferred to Capital Account.

Loan Account.

The loan liability for the City, at the beginning of the year, was Rs. 70,32.17 lakhs. The repayment of loan during the year under report was Rs. 1,92.55 lakhs of which Rs. 25.85 lakhs were repaid to Government, Rs. 1,45.64 lakhs to the debenture holders and Rs. 21.06 lakhs to different Special Funds. The outstanding liability on loan account at the close of the year stood at Rs. 79,47.34 lakhs.

The loan liability for the Suburbs at the beginning of the year was Rs. 13,16.02 lakhs. The repayment of loan during the year under report was Rs. 42.24 lakhs. The outstanding liability on loan account at the close of the year stood at Rs. 14,06.28 lakhs.

The loan liability for the Extended Suburbs at the beginning of the year was Rs. 407 lakhs. The repayment of loan during the year under report was nil. The outstanding liability on loan account at the close of the year stood at Rs. 4.62 lakhs.

Capital Account.

The year began with an Opening Balance of Rs. 31.64 lakhs. In the course of the year, receipts on account of Sale Proceeds of Lands and Buildings amounted to Rs. 4.88 lakhs and a Loan of Rs. 75 lakhs was raised. The total funds thus available were Rs. 1,11.53 lakhs.

The total expenditure incurred amounted to Rs. 68.23 lakhs. The surplus in the General Account for the year which amounted to Rs. 22.95 lakhs, was transferred to the Capital Account. The unspent balance at the close of the year was Rs. 66.25 lakhs.

The actual expenditure during the year on schemes amounted to Rs. 68.23 lakhs as against the Revised Estimates of Rs. 1,07.91 lakhs including Rs. 8.98 lakhs on account of the cost of Management and Establishment.

Sinking Fund in Improvement Schemes Account.

The amount of Sinking Fund on 31st March 1969 was Rs. 7,73.09 lakhs including cash with the State Bank of India. Valuing the Municipal and Trust debentures at par, the market value of Sinking Fund Investments at the end of the year under review amounted to Rs. 7,76.84 lakhs. This together with interest accrued upto 31st March 1969, viz., Rs. 1.84 lakhs and cash with the State Bank of India brought the total amount of Sinking Fund to Rs. 7,78.69 lakhs against Rs. 6,06.04 lakhs, the amount to which the Sinking Fund should have accumulated at the close of the year. The excess in the fund thus amounted to Rs. 1,72.65 lakhs.

The Gross Capital Liabilities of the Improvement Schemes in the City stood at Rs. 16,87.13 lakhs at the close of the year under review and the assets at Rs. 39,23.73 lakhs including the book value of funds comprised in Schedules 'W' and 'X', resulting in a Surplus of Rs. 22,36.60 lakhs.

General Account, Slum Clearance—City and Suburbs.

The total income during the year under Slum Clearance, City Section, amounted to Rs. 15.98 lakhs against Rs. 16.31 lakhs in the previous year showing a net decrease of Rs. 0.32 lakh. This is made up of increase of Rs. 00.62 lakh under Rent and other proceeds of properties and decrease of Rs. 00.94 lakh under Interest and Profit on investments.

The expenditure on this account during the year amounted to Rs. 22.19 lakhs consisting of Rs. 5.75 lakhs on Maintenance of Properties and Streets and Rs. 16.44 lakhs on Debt Charges resulting in a decrease of Rs. 3.61 lakhs, at the close of the year which was made good from the Capital Account.

The total income during the year under Slum Clearance, Suburban Section, amounted to Rs. 3.96 lakhs as against Rs. 2.56 lakhs in the previous year showing a net increase of Rs. 1.40 lakhs. This is made up of increase of Rs. 00.94 lakh under Rent and other Proceeds of Properties and Rs. 00.45 lakh under interest and profits on investment.

The expenditure during the year on this account amounted to Rs. 15.09 lakhs made up of Rs. 00.96 lakh under Maintenance of Properties and Streets and Rs. 14.12 lakhs under Debt Charges. The net deficit of Rs. 11.12 lakhs was transferred to Capital Account.

Capital Account, Slum Clearance—City.

The Opening Balance under Capital Account, Slum Clearance City, on 1st April 1968 was Rs. 35.97 lakhs. An amount of Rs. 10.14 lakhs was received from Government as loan. An amount of Rs. 6.18 lakhs was received from the Government as Subsidy and Sale Proceeds amounted Rs. 00.332 lakh. Thus the total funds available for expenditure amounted to Rs. 52.31 lakhs, against which the expenditure incurred during the year amounted to Rs. 8.01 lakhs. The deficit in the General Account amounting to Rs. 6.21 lakhs was transferred to Capital Account. The unspent balance at the close of the year stood at Rs. 38.07 lakhs.

Capital Account, Slum Clearance—Suburbs.

The Opening Balance under Capital Account, Slum Clearance, Suburbs, on 1st April 1968 was Rs. 39.35 lakhs. Rs. 00.25 lakh were received from Government as loan and an amount of Rs. 00.75 lakh was received as Sale Proceeds of Lands and Buildings. A loan of Rs. 25 lakhs was raised from public. The total funds available for expenditure thus amounted to Rs. 65.36 lakhs against which expenditure incurred during the year amounted to Rs. 15.88 lakhs and deficit in the General Account amounting to Rs. 11.12 lakhs was transferred to the Capital Account leaving an unspent balance of Rs. 38.34 lakhs.

Education Fund.

9. The actual income for the year amounted to Rs. 8,20.23 lakhs resulting in an increase of Rs. 26.14 lakhs on the Budget Estimates and a decrease of Rs. 12.61 lakhs on the Revised Estimates. The rate of Education Cess was continued at 2½ per cent. of rateable value on buildings and lands, the rateable value of each of which was not less than Rs. 300 per annum and 2 per cent. of the rateable value on buildings and lands, the rateable value each of which was less than Rs. 300 per annum but not less than Rs. 75 per annum.

That total expenditure for the year amounted to Rs. 8,25.97 lakhs against the Budget Estimates of Rs. 8,36.93 lakhs.

The Opening Balance on account of Loan Funds excluding Trust Funds on 1st April 1968 was Rs. 60.62 lakhs. A new loan of Rs. 50 lakhs was proposed for 1968-69 but actually a loan of Rs. 47.50 lakhs was raised during the year. The total loan funds thus available amounted to Rs. 1,08.12 lakhs against which expenditure booked on loan funds amounted to Rs. 96.10 lakhs. An advance for purchase of furniture for new school buildings amounted to Rs. 4.45 lakhs and the amount recouped was Rs. 33.30 lakhs. The closing balance at the end of the year in loan funds amounted to Rs. 40.87 lakhs.

The percentage of actual expenditure on Loan Works to the Loan Funds available was 89.

Taxation, Demands, Collection and Outstanding.

10. During the year under report, the rates of taxation in the City, Suburbs and Extended Suburbs remained the same as in the previous year. The rates of taxation thus stood as follows :—

General Tax (including Fire Tax) at 24½ per cent. Water Tax at 4½ per cent. and Halalkhore Tax at 3½ per cent. Tax on vehicles and animals was levied at the maximum rates mentioned in Schedule 'G' of the Bombay Municipal Corporation Act. Rates charged for the supply of water by meter measurement ranged between Rs. 1.70 to Rs. 5.50 per 10,000 litres according to the class of properties.

Education Cess was levied at a graduated scale. No Education Cess was levied on properties having a rateable value below Rs. 75. The net demand in respect of this Cess in the City, Suburbs and Extended Suburbs was for Rs. 94.71, 38.55 and 16.02, respectively, while the collections amounted to Rs. 75.95, 21.93 and 8.46, respectively.

On the Assessment Register at the close of the year, there were 80,551, 72,476 and 39,053 properties in the City, Suburbs and Extended Suburbs, respectively. 2,233 properties in the City, 3,282 in the Suburbs and 2,459 in the Extended Suburbs were newly assessed to General Tax, while 3,544 properties in the City, 2,205 in the Suburbs and 991 in the Extended Suburbs were exempted from the General Tax during the year under report.

The total number of properties in the City, Suburbs and Extended Suburbs accounted for as newly erected, demolished and enlarged during the year was 7,974, 694, and 3,859, respectively.

The rateable value of all properties in the City on 31st March 1969 was Rs. 43,14,65,410 in the City ; Rs. 16,96 40,516 in the Suburbs and Rs. 7,26,67,459 in the Extended Suburbs as against Rs. 16,72,53,973, Rs. 5,46,09,646 and Rs. 38,85,93,154 in the preceding year. It worked out to Rs. 141.32, Rs. 123.80 and Rs. 151.40 per head of population as per the census of 1961, against Rs. 149.08, Rs. 161.35 and Rs. 158.95 in the preceding year.

Wheel Tax in respect of hack-victorias, labour carts and hand carts was levied at the same rates as of the previous year.

The total number of bills in respect of property taxes and Wheel Tax issued during the year was 1,40,219 and 2,53,725, respectively for the City, 1,46,767 and 60,647 for the Suburbs and 77,976 and 12,985 for the Extended Suburbs. The total number of bills for water charges by meter measurement issued during the year by the Hydraulic Engineer was 36,430 for the City, 62,618 for the Suburbs and 29,746 for the Extended Suburbs. As regards property taxes, out of the net demand of Rs. 22,07,13,768 an amount of Rs. 17,76,30,153 was collected leaving the amount of Rs. 4,30,83,615 as outstanding, percentage of which to net demand comes to 80.48 for the City ; the figures for Suburbs for net demand and collection stood at Rs. 11,56,54,628 and Rs. 6,05,35,674 leaving the balance at Rs. 5,51,18,954 as outstanding and percentage at 52.32. The net demand and collection in the Extended Suburbs stood at Rs. 4,14,09,712 and Rs. 2,08,12,392 leaving the balance at Rs. 2,05,97,320 and percentage at 50.26.

In the case of Wheel Tax in the City, the net demand was for Rs. 2,18,67,036 and the amount collected was Rs. 86,12,105, thus leaving an amount of Rs. 1,32,54,931 as outstanding the percentage of which to net demand comes to 39.38. As regards Suburbs and Extended Suburbs, the net demand was Rs. 57,62,636 and Rs. 11,22,686, the collection at Rs. 17,70,565 and Rs. 3,81,807 thus leaving an amount of Rs. 39,92,071 and Rs. 7,40,879 as outstanding, respectively, and the percentage at 30.72 and 36.95, respectively.

3,498, 2,543 and 1,451 complaints in respect of rateable values of the properties in the City, Suburbs and Extended Suburbs, respectively, were disposed of during the year under report. There were 86, 77 and 284 appeals against the rateable value during the year under report in the City, Suburbs and Extended Suburbs, respectively, out of which 66, 59 and 269 remained pending at the close of the year.

The Urban Immoveable Property Tax.

This tax was abolished from 1st April 1963. The arrears of the tax as on 1st April 1968 were Rs. 10,03,266, Rs. 5,91,243 and Rs. 4,22,986, for the City, Suburbs and Extended Suburbs, respectively. Out of this amount, a sum of Rs. 1,89,786, Rs. 82,076 and Rs. 79,428, was collected.

Theatre Tax

11. There were in all 42 Class I and 18 Class II Cinema Theatres in the City and 17 and 11 Cinema Theatres in Suburbs and Extended Suburbs, respectively, out of which 13 and 7 were Class I Cinema Theatres and the remaining were Class II Cinema Theatres. The tax generally received regularly. Theatre Tax also recovered in respect of various dramatic performances, dances, variety entertainments, etc., held at various places in Greater Bombay where admission was on payment.

The total income derived by way of Theatre Tax during the year under report was Rs. 7,47,013.80 in the City, Rs. 2,18,666.20 in the Suburbs and Rs. 1,08,325.40 in the Extended Suburbs.

The Standing Committee note with concern the high percentage of outstanding of property taxes especially in Suburbs and Extended Suburbs or Wheel Tax in general and hope that vigorous efforts will be made and if necessary, the collection machinery remodelled in order to reduce the outstandings to the minimum possible extent as the revenue collection is the mainstay of Municipal finance and hence also of the Civic Administration of this Great City.

OCTROI.

12. The same rate of Octroi as specified in the Octroi Schedule 'H' to the B. M. C. Act as amended, continued for the year under report. The gross collections from Octroi during the year under report amounted to Rs. 11.62 lakhs as against Rs. 11.10 lakhs in the preceding year. The amount refunded during the year under review was Rs. 1.58 lakhs as against Rs. 1.34 lakhs, in the previous year. Octroi gave a net revenue of about Rs. 10.04 lakhs as against Rs. 9.75 lakhs in the previous year. The total number of claims for refund was 5,520 as against 65,849 in the previous year.

Fees for stamping sugar bags, tea cases, etc., amounted to Rs. 1.17 lakhs as against Rs. 2.44 lakhs in the preceding year.

The Standing Committee is of the view that Octroi Schedule should be enlarged and broad-based to cover a number of other items. The Standing Committee also feels that with vigilant efforts, revenue from this source could yet be increased.

Elections.

13. 10 Election Petitions were filed before the Chief Judge, Small Causes Court, Bombay, in respect of the Municipal General Elections, of which 7 were dismissed with cost, 2 were withdrawn and the Notice filed in respect of 1 was discharged.

Due to the death of Shri D. M. Parikh, the Municipal Councillor elected from Ward No. 16 (Mumbadevi) on 1st January 1969, the By-election was held on 20th March 1969, to fill up the casual vacancy and Smt. Tara D. Parikh was declared elected at the said By-election.

VAITARNA-CUM-TANSA SCHEME.

14. The various works under this Scheme have been completed since long and only some land acquisition matters and transfer of Government lands were in progress during the year under report.

MASTER PLAN FOR THE DISTRIBUTION OF WATER SUPPLY.

The work of construction of the Ravli Hill Reservoir has been suspended due to deep fissure, observed in the foundation and investigations for obtaining suitable foundations are in progress in consultation with the Consulting Engineer. The work of construction of Reservoirs at Powai Hill (High Level), Powai (Low Level) and Bhandup was in progress.

The Standing Committee desire that all the Reservoirs should be completed and commissioned expeditiously in order to ensure equitable distribution of water supply and avoid hardships to citizens receiving supply, at odd hours at present.

Dahisar River Project.—The lands acquired for the Project are still in the possession of the Corporation and negotiations are in progress for handing them over to the Forest Department for the Government for protection.

Upper Vaitarna Scheme.—Contract for preparing formation for pipeline was awarded and the works are in progress. The work of fabricating pipes and specials has been entrusted to Messrs. Indian Hume Pipe Co., Ltd. The major work of fabricating would be done at a new factory to be constructed at Pogaon, Bhiwandi. The factory would go into production by middle of July 1969.

BHATSAI SCHEME.

Messrs. Binnie and Partners (India) Ltd., the Consulting Engineer to the Government of Maharashtra, had submitted their detailed final reports to the State Government and the World Bank. For this purpose, they had given 6 alternatives of which "Alternative 'S'" has been accepted by the Government and the Corporation for implementation. In this connection negotiations for the appointment of Messrs. Binnie and Partners for this work are in progress.

The Government of Maharashtra permitted the Corporation to draw surplus water from Ulhas River. The Corporation executed the Scheme at a total cost of Rs. 2,88,70,000 which consists of pumping about 90 Mega litres of raw water from Ulhas River.

Experiments were conducted to determine the most suitable and economical method of treating water of Vaitarna, Upper Vaitarna and Tansa Lakes.

Planning Section, Public Works.

15. The Architectural Planning Branch for the City, Suburbs and Extended Suburbs prepared in all 185 contract Plans, 240 Cloth Tracing, 7 Block Estimates and 23 Detailed Estimates in connection with different building works (housing in Greater Bombay) costing Rs. 71,22,902.06 and Rs. 30,88,600, respectively.

Municipal Properties.

16. The total number of buildings and other properties both Municipal and *ex-Trust* maintained by the Maintenance Branch, during the year, was 10,281 as against 13,701 in the previous year. The amount spent on 372 buildings in the Suburbs and 64 in the Extended Suburbs for such works was Rs. 6,97,318.18 and Rs. 3,72,423.48, respectively. The work of upkeep and maintenance of buildings including school buildings was carried out partly by contracts and partly by departmental agency at a cost of about Rs. 27.18 lakhs in the City and Rs. 12.16 lakhs in the Suburbs and the Extended Suburbs.

Construction.

During the year under report works estimated to cost Rs. 416.62 lakhs were completed. Works estimated to cost 1,223.97 lakhs were in progress.

Private Buildings.

17. During the year, 1,032 applications were received for the construction of new buildings or additions and alterations to the existing ones. The total number of new buildings constructed by private enterprise during the year was 218 of which 111 were residential and 107 non-residential; 7 buildings were constructed by Co-operative Societies. If proper encouragement and guidance is given, the Standing Committee is confident that the Co-operative Housing will be of great help in solving the baffling housing problem. The Standing Committee is of the view that if incentive is given in the form of concession in taxes, it would serve as an impetus for building activities.

In the case of dilapidated houses, the issue of notices and launching of prosecutions continued as before. In all 8,543 notices were issued for repairs and/or removal of unsafe buildings. In deserving cases, where the owners resorted to delaying tactics or refused to comply with Municipal requisitions, authorisations, under Section 499 of the Act, were given to tenants to carry out repairs works and to recover reasonable expenses incurred by them from the rents. In 125 cases such authorities were given during the year as against 169 in the previous year and 1,472 tenants took advantage of it as against 3,090 during the last year.

In 276 cases, departmental action had to be taken to pull down unsafe portions of buildings in the interest of public safety, as the owners failed to comply with the Municipal Requisitions meeting the cost in the first instance from the special provision made for the purpose in the Budget and an expenditure of Rs. 88,410.29 was incurred therefor.

During the year 143 buildings or portions thereof collapsed. The total number of persons injured were 54 and those killed was 11. The estimated damage to property was Rs. 56,11,475.20.

Slum Clearance, Housing and Land Acquisition.

18. The various works under the Slum Clearance Schemes during the year were in progress.

Clearance of Municipal Slums.—By the end of the year, 18 slums were cleared and redeveloped. Clearance and re-development of 4 slums in stages was in progress.

Tenements under the Government of India's Subsidised Slum Clearance Scheme.—Under the Scheme, 5,968 tenements were sanctioned. Out of these, no tenements were completed during the year, bringing the total number of tenements completed upto 31st March 1969 to 4,375. Construction of 745 tenements was in progress on 31st March 1969.

Financial Assistance from Government under subsidised Slum Clearance Schemes.—The Corporation have received Rs. 10.40 lakhs by way of loan and Rs. 6.18 lakhs by way of subsidy from the Government during the year under report. The Corporation has thus so far received Rs. 1,22.08 lakhs by way of loan and Rs. 145.82 lakhs by way of subsidy upto 31st March 1969.

Drainage and Sewerage.

19. *Dadar Purification Works.*—The work has been suddenly stopped by the contractors and steps were being taken to complete the same at the risk and cost of the contractors. The work of removal of filter media at Prun. No. 1 at Dadar Sewage Purification was completed during the year under reference. The work of renovation of the activated sludge plant, etc., at the Sewage Purification works was in progress.

Love Grove Pumping Station and Purification Works.

The working of the old and new pumping stations was satisfactory during the year under report. The old pump house pumped out 43,362.07 M. litres of sewage directly to sea and the new pump house discharged in all 1,25,074.10 M. litres of sewage.

Dharavi Purification Works.

Both the civil work and supply and installation of mechanical and electrical equipment for giving primary treatment to 45.46 megalitre sewerage (10 m. g. d.) per day were in progress.

Pumping and Compressor Stations and Ejectors.

All the sewage pumping and compressor stations worked satisfactorily during the year. Sewage from the sewerage system of the City was pumped through all pumping stations.

The work of cleansing pipe sewers, storm water drains and open drains were attended to.

Transport .

20. During the year 336 motor vehicles and 280 trailers were in commission.

The transport fleet for the removal of refuse consisted of 247 vehicles of different types. As this fleet was not sufficient to cope up with the daily output of refuse, extra vehicles from private agency had to be requisitioned for the removal of refuse. The average collection of refuse in the City worked out to 1,750 tons per day. The Standing Committee has noticed that the vehicles are not kept in proper condition and transport services often break down at inspections, and during delivery of agenda, etc., papers to Councillors.

Repairs and Maintenance of Roads and Footpaths.

21. The total length of roads in the City, Suburbs and Extended Suburbs at the end of the year was 478.37 K.M., and 525.29 K.M. respectively.

The work of maintenance of roads and footpaths was generally satisfactory throughout the year.

The number of street lights increased from 19,207 to 19,327 in the City, 9,846 to 10,446 in the Suburbs and from 4,120 to 4,476 in the Extended Suburbs at an expenditure of Rs. 71,70,000 and Rs. 32,95,859. respectively.

The lighting of 11 roads was improved with HPMV lamps under the 'All-in-Hire Scheme' and 5 roads were provided with new Fluorescent lamps under 'All-in-hire rate'. 24 roads were provided with new lighting arrangements, and 12 roads were improved with Tungston filament lamps. The Standing Committee is of the view that better maintenance of internal lanes and by lanes needs greater attention of the Administration.

Removal of Town Refuse.

22. As in the past a major portion of the City refuse was transported to Deonar and also at Dharavi for disposal.

The total number of wagons sent to Deonar during the year under report was 18,747 as against 19,123, during the preceding year.

As the number of Municipal wagons was insufficient to transport the huge quantity of city refuse 61 wagons were taken on hire from Western Railway during the year at the charges of Rs. 5.08 per wagon per day.

The cost of maintenance of Mahalaxmi and Chembur Siding was Rs. 20,886.00.

Town Planning Schemes.

23. The work of preparation of Town Planning Schemes in the City, Suburbs and Extended Suburbs have been brought together and put under the charge of one Executive Engineer.

Within the limits of the City, there are 4 Town Planning Schemes viz., Town Planning Scheme for the Bombay City No. 1 (Mandvi and Elphinstone Estate) ; Town Planning Scheme No. II (Mahim Area) ; Town Planning Scheme No. III (Mahim area) ; and Town Planning Scheme No. IV (Mahim area). Out of the four Schemes the last one had been declared for first variation and the Draft Scheme is being shortly submitted to the Government for sanction.

Conservancy.

24. All roads, footpaths and house gullies were cleaned daily in the morning as well as afternoon. House gullies were flushed and roads were brushed and scrapped whenever necessary. The total refuse collected and removed by engaging stationary as well as mobile traction was 3,18,699 tons in the City, 1,38,590 tons in the Suburbs and the Extended Suburbs.

1,401 actions were taken in Suburbs and Extended Suburbs under the Municipal Act and the Bombay City Police Act during the year for committing nuisance by throwing refuse in the streets or public places or fouling roads by urinating, etc.

There were in all 1,153 privy seats in the City. The work of removal of night-soil was attended to regularly by 5 cesspool lorries.

There were 373 public sanitary conveniences in the Suburbs and the Extended Suburbs.

The number of basket privies existing was 9,032 as against 10,469 during the previous year and 1,437 baskets privies were either demolished or converted during the year. In addition there were 3,239 cesspools.

Control of Stray Dogs.—33,699 stray dogs were caught and destroyed. 8,290 pet dogs were licensed and immunization of 424 dogs was carried out at different Anti-Rabic Centres.

The work of immunizing the milch cattle against Rinder Pest was continued. The total number of animals immunized was 52,556 and 55 suspected cases were kept under observation.

In addition to the above, the Conservancy Branch, also rendered special conservancy and halalkhore services to various circuses, exhibitions, fairs, etc., in the City realising there by Rs. 5,81,734.94.

11,814 different kinds of tests were made by the Municipal Material Testing Laboratory during the year.

The Municipal Hot Mix Asphalt Plant at Worli was in operation throughout the year except during the monsoon from 29th June 1968 to 27th November 1968. The number of boxes turned out by the main plant and pegson plants were 23,139 boxes and 5,062 boxes, approximately.

The Crushers at Worli and Sewri worked satisfactorily during the year. The total output was 3,199.50 brass as against 3,233 brass in the previous year.

ESTATE AND LAND MANAGEMENT.

25. The undeveloped land at present with the Corporation is approximately 494 acres which covers the land at Dharavi Scheme 56. There were no changes in the layout of ex-Trust Estates. One plot in Municipal Scheme has been disposed of in the year 1968-69.

The total area though available for disposal in Municipal laid out schemes as on 1st April 1969 was about 3,182.30 sq. meters, the same cannot be disposed of as it is required for Municipal purposes. The total number of plots disposed of upto the end of 1968-69 was 4,343 with an area of 52,35,814.68 sq. meters and valued at Rs. 13,52,42,187.

The amount received by way of commutation of ground rent and premium, etc., during the year was Rs. 3, 85,712 as against Rs. 3,33.114 lacs in the preceding year.

The collection on account of rents from the permanent chawls during the year amounted to Rs. 22,09,162. The revenue actually collected on account of rents in respect of S. P. Sheds came to Rs. 18,18,903. The figures in respect of slum clearance tenements and acquired premises stood at Rs. 17,46,509 and Rs. 7,55,360, respectively.

182 tenements were constructed at Raoli Camp during the year under report.

140 tenements at Raoli Camp, 42 tenements at Raoli Camp near Koliwada Level Crossing opposite S. S. S. Nagar, 160 tenements at Dharavi near Jasmine Mill, 96 tenements at Tata Camp, Andheri, 598 tenements at Malwani, 160 tenements at Chembur near Deonar Village and 422 tenements at Deonar were constructed under New Housing Scheme, during the year under report.

The recoveries of the rent in the Squatters' Colonies at Mankhurd and Jogeshwari were Rs. 78,850 and Rs. 37,950 against the demand including the arrears of Rs. 12,19,992 and Rs. 5,09,271, respectively and at Palton Road Dormitory amounted to Rs. 49,674 during the year.

During the year under review, the demand and recovery of taxes aggregated to Rs. 73,765 and Rs. 46,647, respectively. The arrears due for collection at the close of the year stood at Rs. 7,26,648.

The construction of Industrial Estates has been taken by the Corporation for rehabilitation of Industrial Units required to be shifted from the lands required for Municipal purposes. No new gallas for Industrial Estates were completed during the year.

The Corporation have accorded sanction to the sugarcane juice stalls and flour mills being permitted even on residential plots with a shop line.

The Corporation have permitted a four years' rent free period and further two years half rent free period to the plots leased out for educational institutions.

At the instance of the Improvements Committee, a new transfer policy has been adopted under which the rent of the building tenancies is increased by 25 per cent. On the existing rent and a transfer fee is charged at the time of transfer to non-legal heirs.

Similarly, though no fresh vacant land tenancy is created, at the time of transfer of the existing tenancy to non-legal heirs, increase in ground rent at the current market rate is charged.

These steps, it is expected, will bring additional revenue.

The Standing Committee desire that the Corporation should maintain their properties in good condition. It is also necessary to check unauthorized works on vacant land tenancies in order to ensure proper use of the the land.

WATER SUPPLY.

26. The Tansa, Vaitarna, Vehar, Tulsi and Ulhas were the principal sources of the City's water supply.

The average daily supply to Greater Bombay during the year under report was about 940.40 mega litres as against 947.59 mega litres in the previous year. During the year, the quantity of water supplied to Greater Bombay was 3,43,269.95 mega litres as against 3,43,129.11 mega litres in the preceding year. Supply to the Thana Municipality, etc., was 5,210.32 mega litres as against 4,622.08 mega litres in the previous year. The total quantity of water supplied to bodies outside the limits of Greater Bombay was 13,119.65 mega litres as against 11,150.33 mega litres in the preceding year. Of the total supply to Greater Bombay, a quantity of 2,11,179.60 mega litres or 61.50 per cent., was for domestic purposes as against 1,86,374.45 mega litres or 54.00 per cent., in the previous year. The average daily supply for all purposes per head in Greater Bombay was 169.10 litres, while that for domestic purposes only worked out to 104.56 litres. Percentage of total supply for domestic and other purposes worked out at 61.50 and 23.50, respectively.

During the year under review two pairs of additional openings were provided in the intake tower at 520 T.H.D. and 460 T.H.D. in order to enable the water to be drawn from levels nearer the surface at Vaitarna. The arrangements have been made to plug the break pressure tower when required, so as to take advantage of the higher head of Vaitarna during the ensuing difficult period of transition while the additional sources of augmentation are being developed.

The Standing Committee is of the view that the remaining works of Service Reservoirs should be completed as early as possible so as to ensure equitable distribution of available supply.

The water from Powai Lake was used for non-potable purposes, viz., Irrigation and Aarey Colony Stables.

The total number of water connections was 93,483 in the City, 30,632 in the Suburbs and 9,610 in the Extended Suburbs and new connections given were, respectively, 5,243, 2,134 and 1,014. The total number of meters maintained was 23,350. 173 metred stand pipes were given during the year. The total number of stand-pipes in the Suburbs and the Extended Suburbs was 597.

It was decided to take penal action against industries drawing supply beyond the allotted quota. The Water Bye-Laws were amended for that purpose and new control measures were effective from April 1969.

The second study covering 22 large water consuming industries drawing more than 4.5 thousand litres per month (including 6 Nos.) beyond the limits of Greater Bombay, but drawing water from trunk main was undertaken during the year.

The number of complaints about short supply, etc., was 44,873, 10,528 and 4,346 in the City, the Suburbs and the Extended Suburbs, respectively.

330, 684 and 36, new properties were metered in the City, the Suburbs and the Extended Suburbs, respectively, during the year. The total revenue derived from water supply by meter measurement was Rs. 4,20,31,828 for the City as against Rs. 3,62,49,336 during the previous year. The total revenue collected from the Suburbs from supply of water by meter measurement was about Rs. 1,95,54,384. The figure for the Extended Suburbs for these items was Rs. 52,86,938.

In order to give interim relief to the consumers whose pumps had gone out of order 15 numbers of pumping sets (1 to 5 H.P.) were maintained and given on hire for short duration. 2 numbers of plastic tanks each of 49,987 litres (11,000 gallons) capacity were also offered on hire to public.

The Standing Committee, however, feel that further steps are required to be taken to ensure equitable distribution of water till resources are adequately augmented.

Fire Brigade Department.

27. The Bombay Fire Brigade which was taken over by the Government of Maharashtra under the Defence of India Rules with effect from 17th January 1963 was retransferred to the Municipal Corporation of Greater Bombay from 7th July 1968.

During the year, the total number of Fire Stations was 14, viz., 11 in the City proper and 3 in the Suburbs as in the previous year.

The Fire Brigade received during the year 3,264 calls (including City, Suburbs and Extended Suburbs) as against 3,634 calls during the preceding year. Out of these 2,010 calls were for actual fires as against 1,986 calls during the preceding year. 591 calls were false alarms of which as many as 316 were due to malicious interference with street alarms as against 387 in the preceding year. 683 calls as against 781 in the preceding year were for special services, such as, house collapses, rescue works, etc.

The City was served by 213 fire alarm posts (including 28 private ones).

There were 20 serious fires during the year. The estimated total loss to property damaged by the fire was about Rs. 1,03,71,560 as against Rs. 1,59,72,216 during the previous year. The value of the insurance of properties affected by fire was about Rs. 36,40,515 as against Rs. 10,35,560 during the previous year and the total value of the property involved was worth Rs. 4,99.76 crores as against Rs. 1,01.74 crores in the preceding year.

During the year 47 persons lost their lives due to burns of which 22 were men and 25 women. 105 persons received minor injuries and 11 persons lost their lives in 182 incidents of house collapses during the year.

The approximate quantity of water used in extinguishing fires was 1,93,38,258 litres out of which 1,65,55,827 litres were drawn from Municipal mains, and the rest from the sea, wells, ponds, etc.

The total number of calls Ambulance Service within the limits of Greater Bombay received during the year was 7,463 of which 1,031 were for accidents, 1,373 for maternity cases and 5,042 for hire cases.

First-Aid was rendered by the Ambulance staff on 224 occasions as against 267 occasions in the previous year.

The annual maintenance cost of the Fire Brigade Department including the ambulance service but excluding the Supervision Charges and Provident Fund, Pension and proportion of General Supervision and Revenue and Debt Charges, etc., was Rs. 31,70,520.25 as against Rs. 27,54,995 in the preceding year.

PUBLIC GARDENS.

28. During the year under report, the Department maintained 170 sites for public recreation, including 64 Gardens, 7 Fountains, 6 Band Stands, 11 Traffic Islands, 70 Recreation grounds, 4 Statues and 5 Box Hedges in the City, 39 Gardens, 2 Playgrounds, 1 Band Stand and 1 Traffic Island in Suburbs and 10 Gardens, 1 Statue and 1 Band Stand in the Extended Suburbs and five new sites were developed into Gardens.

During the year, 145 wild animals, birds and reptiles were treated in the Zoo Hospital. The total livestock in the Zoo was 813.

The work of providing Garden near Shivaji Park Sea Beach called the Dyaneshwar Udyan, was in progress.

The Garden on the Sion Fort Hill was declared open on 14th November 1968. The Garden on the old site of European Cemetery at Queens Road was ceremoniously re-named as Shri S. K. Patil Udyan on 9th March 1969.

The Standing Committee feels that development of sites reserved in the Development Plan should be undertaken, as early as possible.

VICTORIA AND ALBERT MUSEUM.

29. The Museum was kept open to the public for 303 days as against 296 days in the preceding year. The total number of visitors, during the year, was 5.95 lacs as against 5.51 lacs in the preceding year.

The amount realised by the levy of admission fee was Rs. 15,577 as against Rs. 15,725 in the preceding year. The total expenditure on the maintenance of the Museum, during the year, was over Rs. 45,425 as against Rs. 41,172 during the preceding year.

MUNICIPAL FREE READING ROOMS AND LIBRARIES.

30. As per Corporation Resolution No. 114, dated the 24th May 1965, 14 Municipal Free Reading Rooms and Libraries out of 22 in Greater Bombay are being managed by the Mumbai Marathi Grantha Sangrahalaya. The total number of new books purchased in Libraries in the City and Suburbs was 228 and 165, respectively, during the year under review and the number of visitors to the Reading Rooms and Libraries in the respective areas was 2.27 lacs, and 0.24 lacs as against 2.54 lacs in the City and 0.28 lacs in the Suburbs, during the preceding year, which indicate fall in number. The income from the Libraries and Reading Rooms in the City and Suburbs stood at Rs. 924 and Rs. 423, respectively.

CENTRAL STORES.

31. Tenders were invited for the purchase of stores, during the year under report, in 220 cases as against 252 in the previous year and the number of contracts entered into for the various scheduled articles was 313 as against 300 in the preceding year. The number of casual or market enquiries or quotations invited for articles not covered under the schedule was 308 as against 307 in the preceding year. The value of stores and other materials purchased including articles received from other Departments on Return Stores Memo., during the year amounted to Rs. 1,39.55 lacs as against Rs. 169.86 lacs in the previous year.

During the year, about 38,521 Metric tons of cement worth about Rs. 66.24 lacs were purchased. Likewise, 43,946 Meters. of Galvd. Iron and black pipes worth about Rs. 3.48 lacs and 2,55,204 Metres of cloth worth about Rs. 4.85 lacs were purchased. Similarly, the Department also purchased 3,684 quintals of wheat and rice for various Municipal Hospitals and Maternity Homes worth about Rs. 3.52 lacs. There were about 30 tenders for dietary articles amounting to Rs. 27.86 lacs approximately.

2,901 orders for the purchase of stores against 3,654 in the preceding year were placed with contractors and other dealers. Against these purchases and stock on hand, the consuming departments submitted 25,724 Indents and Sales Memo. as against 26,652 in the preceding year. The total turnover of the department, viz., Receipts and Issues of stores during the year was Rs. 312.31 lacs as against Rs. 372.82 lacs in the preceding year. At the close of the year, the department had, on hand, stores of the value of Rs. 72.21 lacs against Rs. 105.41 lacs in the preceding year.

The total amount realised by the sale of unserviceable articles through private offers including mixed scrap amounted to Rs. 1.72 lacs as against Rs. 2.74 lacs in the preceding year.

LICENCE DEPARTMENT.

32. During the year, the amount collected by way of licence fees, permit fees and transfer fees was Rs. 43.48 lacs.

From the permits issued for exhibiting sky signs, advertisements, etc., the total revenue realised was Rs. 8.26 lacs in the City, Rs. 1.96 lacs in the Suburbs and Rs. 0.41 lac in the Extended Suburbs, the corresponding figures for the last year being Rs. 8.00 lacs in the City, Rs. 2.30 lacs in the Suburbs and Rs. 0.49 lac in the Extended Suburbs.

The Department instituted 3,061 cases in the City, 2,095 cases in the Suburbs and 557 cases in the Extended Suburbs for offences under Sections 328, 328A, 394 and 412A of the Bombay Municipal Corporation Act. The total amount of fines inflicted was Rs. 1,65,985 in the City, Rs. 78,793 in the Suburbs, and Rs. 24,882 in the Extended Suburbs.

The number of squatters' and hawkers' licences issued were 64,700 in the City, 19,564 in the Suburbs and 1,127 in the Extended Suburbs. The amount realised therefrom was Rs. 11,67,786 for the City, Rs. 2,81,413 for the Suburbs and Rs. 46,366 for the Extended Suburbs, respectively.

The Corporation had appointed a Committee regarding the question of suitably modifying the present policy of issue of hawkers' licences so as to provide more licences to the hawkers in the City (*Vide* C. R. No. 1816, dated the 19th March 1964). Accordingly, new Reserved Areas are created and licences are being issued by the Ward Officers in consultation with the Ward Councillors.

During the year, under report, 5,307 auction sales of the articles seized by the encroachment removal staff but not redeemed by the parties were held and an amount of Rs. 23,242.04 was realised as against Rs. 32,513.47 last year.

The number of unauthorised hawkers and squatters have been found to be increasing at the every nook and corner of the City, particularly on the footpaths, making it a hindrance to the pedestrians every day. Unless more vigilance is exercised and drastic measures are taken against such unauthorised squatters and hawkers with the help of the Police, the Committee feels that the nuisance would increase, defying solution.

33. The total number of establishments under the various categories including Theatres, etc., on 31st March 1969 was 90,094 in the City, 21,351 in the Suburbs and 10,763 in the Extended Suburbs as against 87,228 in the City, 20,647 in the Suburbs and 8,810 in the Extended Suburbs in the last year.

During the year under report, 1,324, 280 and 98 complaints, respectively, pertaining to City, Suburbs and Extended Suburbs, were received in addition to complaints pending from the preceding year out of which 1,358, 273 and 108 were investigated leaving 37, 5 and 11 complaints pending at the close of the year.

At the beginning of the year 2,374, 469 and 112 prosecutions were pending while 8,559, 1,451 and 359 new prosecutions were instituted during the year. Of these prosecutions 6,009, 1,138 and 382 resulted in convictions, 10 and 2 in acquittals and 11 and 2 cases were withdrawn. The number of cases pending at the end of the year was 4,902, 776 and 87. The total amount of fines realised was Rs. 2,53,664, Rs. 39,095 and Rs. 10,700 as against Rs. 1,83,535, Rs. 39,610 and Rs. 9,605 in the previous year.

The total expenditure incurred in the administration of this Act, the Payment of Wages Act 1936, during the year under report was Rs. 4,93,223, Rs. 1,37,372, and Rs. 72,659 for the City, Suburbs and Extended Suburbs (exclusive of Provident Fund, Leave Contributions and Supervision Charges) against which a grant-in-aid of Rs. 2,37,583 was received from Government for the year 1968-69 for meeting part of the expenditure incurred during the year 1967-68.

The total income by way of Registration fees, etc., for the year amounted to Rs. 4,56,518, Rs. 1,00,740 and Rs. 54,999 for the City, Suburbs and Extended Suburbs, respectively.

143 complaints pertaining to the Payment of Wages Act, in the City, 59 for the Suburbs and 10 for the Extended Suburbs were received. Only 1 complaint in respect of each City, Suburbs and Extended Suburbs was pending disposal at the close of the year under report.

MARKETS AND SLAUGHTER HOUSES.

34. The total income of the Department for the City, Suburbs and Extended Suburbs, during the year, was Rs. 86.84 lakhs as against Rs. 76.98 lakhs in the previous year showing an increase of Rs. 9.86 lakhs from the City.

During the year there were 59 Municipal and 22 private markets. One new market at Park Site, Vikhroli, was constructed and thrown open for public and 7 slaughter houses. The number of outside meat shops was 200 in the City, 214 in Suburbs and 57 in Extended Suburbs. The licence fees realised from private markets and outside meat shops were Rs. 87,088 and Rs. 21,625, respectively, in the City. The work of collecting scale fees at the Mahatma Jyotiba Phule Market continued to be carried out departmentally and the revenue collected therefrom amounted to Rs. 12,25,310 as against Rs. 9,95,022, during the previous year.

Surprise raids to detect and prevent the smuggling of animals and contraband meat and unauthorised slaughter as also insanitation and congestion in markets were carried out during the year.

The total number of animals slaughtered during the year in the City was 15,03,038 as against 14,74,621, during the previous year.

Standing Committee feels that construction of additional markets be undertaken expeditiously to cater to the needs of ever-increasing population so that apart from augmenting the revenue of the Corporation the nuisance of squatters can also be minimised by allotting stalls to them in the markets. The Committee also feels that the markets should be maintained clean and decent so as to attract more visitors and be laid out on the lines of Departmental Stores.

MUNICIPAL PRINTING PRESS.

35. During the year under report 446½ metric tons of paper was purchased. The total number of printing jobs carried out was, 14,272 and the number of pages printed was 39,308 as against 12,258 and 37,547 in the preceding years. The total quantity of paper consumed during the year under report was 420½ metric tons as against 423 metric tons in the previous year.

The transactions of the Press for the year closed with a working deficit of Rs. 3.50 lakhs on the total turnover of Rs. 26.50 lacs against the surplus of Rs. 32,400 and the turnover of Rs. 22.19 lacs for the preceding year. The labour staff as on 28th February 1969, consisted of 274 workers as against 280 on the 29th February 1968.

The Standing Committee is of the opinion that strict supervision is necessary for efficient working of the Press and defects in its working should be eliminated. The Standing Committee is also of the opinion that speedy steps are necessary to secure machinery and types for Marathi printing.

K. E. M. Hospital.

36. The scheduled bed strength of the Hospital during the year was 1,187. Throughout the year there was constant overcrowding in the Hospital particularly in the Children Wards and the Medical and Surgical Wards for females. The total number of inpatients admitted during the year was 57,989 as against 52,629 in the previous year. The average number of days each patient was resident was 10.5 days as against 10.9 days in the last year. The average cost per in-Patient per day was Rs. 15.71 as against Rs. 15.67 in the previous year.

The total number of new out-patients treated was 3,42,112 as against 3,14,401 in the preceding year. The out-patients attendance including casualty patients during the year came to 7,04,428.

22,512 operations were performed on in-patients and 40,119 operations were performed on out-patients.

The Dr. Jivraj N. Mehta Pharmaceutical Laboratory attached to the Hospital manufactured many injectables viz., 99,137 transfusion bottles 500 ml. 11,002 A.C.D. bottles, bulk injections and sterile solutions (six types) 147.08 Litres, 85.45 litres stains and solutions for clinical use. The Blood Bank works satisfactorily and during the year 11,124 Blood samples were supplied for transfusion and 11,122 samples of blood were collected including the voluntary donors at a cost of Rs. 70,284. The amount was paid from the Poor Box Charity Fund.

A Family Planning Centre, which is aided by the Government of India, performed 221 vasectomy operations and 575 Sterilization Operations.

2,185 Food Handlers working in hotels and restaurants in the City were referred to the hospital for examination of which 1,224 persons attended. 654 persons did not give their stools, etc., for pathological examinations and hence their reports were pending.

The total expenditure incurred during the year for the maintenance of the Hospital was Rs. 1,26.65 lacs as against Rs. 1,11.74 lacs in the previous year.

Seth G. S. Medical College.

37. During the year under report 160 admissions were made. Five students who came from outside India were nominated by the Government of India to the reserved seats and two were taken from Schedule Caste and Backward Class Community. There were 77 overseas students on the roll.

The number of male students residing in the Male Students' Hostel during the year was 305 while the number of lady students accommodated in the Lady Students' Hostel was 157. In order to meet the increasing demand for under-graduate students as also interneers, research students, etc., the Dormitory at Naigaum has been converted into Hostel to accommodate 172 students. During the year 634 students took advantage of these hostels.

The different departments of the College and the Hospital, in addition to their normal teaching and departmental works, conducted various researches under the auspices of the Indian Council of Medical Research, Council of Scientific and Industrial Research, K. E. M. Hospital and Seth G. S. Medical College Staff Research Society and through help of some pharmaceutical firms., etc.

The progress of other activities like Library, Museum, Gymkhana, etc., was satisfactory.

E. N. T. Hospital.

38. The Hospital has a provision for 100 beds and all the 100 beds were commissioned for the use of in-patients, during the year under report. The total number of patients admitted in the Hospital during the year was 5,655. Out of which 2,633 were cured, 2,513 were relieved, 330 were otherwise discharged, 67 left against medical advice and 96 died leaving 96 patients under treatment in the Hospital at the close of the year. The daily average attendance of out-patients was 224.07.

In all 6,674 operations were performed of which 1,787 were on out-patients and the remaining 4,887 on the in-patients, during the year.

An amount of Rs. 7,074.48 was collected in the Poor Box Charity Fund.

Bai Yamunabai L. Nair Charitable Hospital.

39. The Hospital has an accommodation of 336 beds, fully occupied throughout the year. With the commissioning of the New Hospital Building the bed strength is being increased from 336 to 699 and has, to some extent, lessened the overcrowding in Wards. During the year, on an average 496.88 in-patients were admitted in the Hospital as against the scheduled bed strength. The total number of in-patients admitted during the year was 25,519 as against 25,374 during the previous year. The total number of in-patients treated was 25,983. The average cost per day per in-patient was 20.43 as against 17.62 during the previous year.

The total number of out-patients treated was 3,68,568 as against 3,62,574 during the previous year and the average number of outpatients' attendance per day was 1,204.47 as against 1,188.77 of the previous year.

Dr. Bhajekar Municipal Hospital at Khetwadi continued to be under the supervision of the Dean, B. Y. L. Nair Charitable Hospital.

The total expenditure incurred on the maintenance of the Hospital including liabilities amounted to Rs. 54.78 lacs against Rs. 49.36 lacs during the last year.

The new extension building with ground and eight floors was put into commission on 26th January 1969, with bed capacity of 450 with better amenities and has eased the overcrowding to some extent. 10 Air-Conditioned fully equipped Operation Theatres and two Operation Theatres will be exclusively available for specialised surgical services like Heart Surgery, Neuro-Surgery, etc. In the second phase of the expansion programme adequate facilities are proposed mainly for specialised services. A Scheme for conversion of Dr. Bhajekar (Surgical) Hospital into a Burns and Plastic Surgery Hospital with a bed strength of 40 is under active consideration.

Topiwala National Medical College.

40. The College had 639 under-graduate students on the roll at the close of the year, out of whom 285 were lady students. Besides, there were 198 post-graduate students including 66 lady students. 178 students including 22 lady students registered for Diploma Courses of the College of Physicians and Surgeons of Bombay.

The total expenditure incurred on the maintenance of the College amounted to Rs. 20.70 lacs as against 13.74 lacs during the previous year. The total income by way of tuition fees, miscellaneous, etc., receipts amounted to Rs. 3.06 lacs as against Rs. 2.94 lacs during the last year.

1,206 books were added to the Library during the year of which 254 were received by way of presents. The Library had at the end of the year 15,492 books as against 14,297 in the previous year.

Nair Hospital Dental College.

41. During the year under report, 48 students including 9 ladies passed the Final B.D.S. and M.D.S. Examinations of the Bombay University from the College. The College has 123 Dental Chairs, 104 Dental Units and 4 Dental X-Ray Machines and other equipments to give dental treatment on most modern lines and also to facilitate teaching of dentistry. During the year 81,243 patients were treated both in the morning and in the evening clinics. As against 88,711 during the previous year. 4,998 municipal school children were treated in the clinics. The total expenditure incurred was Rs. 8.71 lacs as against Rs. 7.57 lacs in the preceding year and the total revenue was Rs. 1,72,247.80 against Rs. 1,79,618.71 during the preceding year.

931 Sets of the upper and lower Artificial Teeth, 497 Partial Sets of Teeth, and repairs to 148 Sets of Teeth were given free to poor deserving patients from the Poor Box Fund.

Lokmanya Tilak Municipal General Hospital, Sion, and Bai Annapurnabai Deshmakh Hospital for Women and The Lokmanya Tilak Municipal Medical College, Sion.

42. The bed accommodation of the Hospital was 507 (447 non-paying, 50 part-paying and 10 reserved for B. E. S. & T. Employees). 39,346 patients were admitted during the year as against 37,381 during the preceding year. The daily average number of in-patients was 843.9 as against 822.9 in the preceding year. The average number of days each patient was resident was 7.8 as against 8.00 during the preceding year.

The average cost per in-patient on diet per day was Rs. 1.70 as against Rs. 1.44 in the preceding year. The total average cost per day per in-patient was Rs. 20.25 as against Rs. 20.14 in the preceding year.

The total number of new out-patients was 2,03,988 with a daily average of 668.8 as against 1,87,782 and 617.07, respectively, in the preceding year. The total number of out-patients attendance was 5.84 lakhs. The highest number of out-patients attendance on a single day was 617.07 as against 2,714 in the preceding year.

The Paying Bed Scheme which started from 1st September 1951 worked satisfactorily. The number of patients admitted in the General and Special rooms during the year was 1,213 as against 1,335 during the preceding year.

The approximate total expenditure during the year under report was Rs. 54.53 lakhs as against Rs. 68.50 lakhs in the preceding year.

The Lokmanya Tilak Municipal Medical College attached to this Hospital which was started in November 1964 entered into its fifth academic year. The College has a strength of 323 Students.

Group of T. B. Hospital, Sewri

43. The total number of beds for T. B. patients at the Corporation's disposal was 1,288 viz., Group of T. B. Hospitals, Sewri, 800; Isolation Centre attached to the Ramkunwar Daftary T. B. Clinic, Dadar, 88, and Sarvodaya Hospital, Ghatkopar, 400 (reserved for the Corporation). The total number of patients treated was 6,879 as against 6,927 during the previous year. Of these 5806 were discharged as improved, 112 were non-Tuberculosis cases, 375 left prematurely against advice, 586 died and 750 remained under treatment at the close of the year. Mortality figures revealed high incidence in the age group of 26-30 years. The ratio of death percentage of the total number of patients treated was 7.7 Major lung operations were performed in 806 cases.

As many as 2,516 patients attended the follow-up examination for check-up after discharge from the Hospitals, during the year.

The total expenditure on Group of T. B. Hospitals, Sewri, was Rs. 37.34 lacs during the year. The average expenditure per patient per day was Rs. 13.69 as against Rs. 13.22 in the previous year.

The expenditure incurred during the year by the Corporation for treatment, etc., at the Sarvodaya Hospital, Ghatkopar, was Rs. 11.77 lakhs as against Rs. 10.43 lakhs for the previous year. The expenditure incurred by the Corporation on the 4 T. B. Clinics attached to G. T. B. Hospitals was Rs. 8,14,396. The total expenditure thus incurred by Corporation on Tuberculosis Services amounted to Rs. 57,25,673.

Legal Department.

44. During the year under report, the Department continued to attend to contested matters and other legal proceedings in the Supreme Court, the High Court, the City Civil Court, the Small Causes Court and the Police Courts as also to other legal matters. During the year, the Department received 30,316 files as against 27,904 during the preceding year and the advice on 123 cases was given as against 292 during the preceding year.

The income by way of costs recovered amounted to about Rs. 28,259 and expenditure to about Rs. 10,62,760 during the year under report, as against Rs. 19,860 and Rs. 9,14,897, respectively, during the preceding year.

The Standing Committee considers it essential to speedily deal with pending inquiry cases and also to adopt measures to expedite disposal of Court Cases including vacating of numerous injunctions which are increasing day-by-day against the Corporation. The Standing Committee also feels that the working of the Department needs improvement.

Education.

45. At the close of the year, there were 4,91,332 pupils in 909 Schools and 110 classes in Greater Bombay, the number in the City being 2,68,877 pupils in 502 Schools and 46 classes in the Suburbs, 1,60,269 pupils in 284 schools and 50 classes and in the Extended Suburbs 62,186 pupils in 123 Schools and 14 classes. During the year, there was a net increase of 10,121 pupils in Municipal Schools. The total number of teachers in Greater Bombay at the end of the year was 13,900 including special teachers.

With a view to avoiding over-crowding in classes and to facilitate proper attention to pupils it was laid down that ordinarily a class should not have more than 50 pupils. In schools housed in hired residential buildings, over-crowding on account of inadequate space was an impediment in the way of efficient instruction. Out of 1,019 schools and classes, about 688 schools and classes were required to be run in two sessions and more than two sessions for want of sufficient accommodation.

The number of Municipal owned buildings at the beginning of the year in the Greater Bombay was 193. 6 schools were built during the year under report. The total number of municipal owned school buildings in the Greater Bombay at the end of the year was 199.

545 schools (including classes) were housed in Municipal owned school buildings, 461 schools including classes were housed in rented buildings and 13 schools were housed in rent free buildings. Due to yearly increase in the number of pupils it has become practically impossible to acquire additional accommodation except by way of constructing building or extending the existing ones. The Standing Committee is, however, of the opinion that under the Development Plan, sites have been reserved for schools and as such speedy efforts should be made to construct buildings on vacant plots which are in possession by giving priority.

Rahimutlla Currimbhoy Municipal Urdu Teachers' Junior College of Education, Imamwada—During the year under report, there were 94 trainees for D.Ed. Course of 2 years. All the trainees were sent up for the First D.Ed. Examination held in April 1969, have been promoted to the Second year of the D.Ed. Course.

Municipal Urdu Teachers' Junior College of Education, Mahim—During the year under report, there were 33 trainees in the D.Ed. First year Course. All the trainees appeared for the D.Ed., 1st Year Examination held by the Government of whom 31 have been promoted to the IInd Year and 2 deputed teachers of J. P. were allowed to attend the Ad-hoc Course and have been allowed to resume their duty in schools with permission to appear for the final D.Ed. Examination of 1970.

The Corporation continued to impart vocational education through 33 Vocational Classes in 22 Vocational Schools.

The Educational Guidance Centre opened to help students to receive educational, vocational and developmental guidance continued to function. The Centre undertook the extra-curricular activities, such as, Guidance Conference Career Information Centre at each Ward.

The total number of Aided Schools in Greater Bombay during the year was 191 out of which 107 were in the City, 52 in the Suburbs and 32 in the Extended Suburbs as against 170 in the previous year. The total number of teachers in Aided Schools was 1,664 (1,476 ordinary and 188 special) imparting education to 53,089 pupils. The number of pupils in Aided Schools in the City, Suburbs and Extended Suburbs increased during the year under review from 43,518 to 52,998. The total number of Recognised Schools not receiving Grant-in-Aid was 371 (217 in the City, 109 in the Suburbs and 45 in the Extended Suburbs) with 3,916 teachers imparting education to 1,20,376 pupils.

The revised Grant-in-Aid Code came into force from 1st April 1964. The amounts of grants payable to private Primary Schools for the year under report were Rs. 10,95,250.

The average cost per pupil in the Municipal Schools calculated on the basis of the average number of pupils on roll as on 31st March 1969 for City, Suburbs and Extended Suburbs was Rs. 168.01.

The total expenditure for the year amounted to Rs. 8,25,97,770 which was met from Municipal contribution (Rs. 5,99,73,600), Government Grant, (Rs. 71,86,340), Education Cess (Rs. 1,42,50,059) and miscellaneous receipts (Rs. 6,13,526).

Secondary Schools.

During the year under report no new secondary schools were opened due to paucity of funds. During the year there were 405 divisions, and the teaching staff was 608. The total number of pupils attending these schools was 17,939.

In all 1,63,630 pupils were medically examined out of whom 10,549 were found to be suffering from one defect or the other. The defects, such as, Seabries, Ringworm, etc., noticed were treated at the Municipal Dispensaries. Screening of suspected cases of T. B. was carried out at the Municipal T. B. Clinic. Suspected cases of Leprosy were directed to Special Clinic for treatment. All Municipal Schools have been supplied with emergency outfit.

The Standing Committee also feels that the tone of Education should be upgraded by giving frequent visits by the Supervisory Staff. The Administration should also consider the feasibility of entrusting the work of medical examination to private practitioners in order to ensure medical check-up of all pupils attending municipal schools at reduced cost.

Research Unit.

46. The Reserach Unit carried out special experiments in selected schools on several educational problems, such as, how to make classes interesting, to increase attendance, to minimise the failure, etc. Reading habits of children were studied and a language Development Project in Standards I to IV in model schools was undertaken. "Supervision Project" in multilingual schools in almost all the Wards was continued and in-service Training Classes for teachers teaching science in Primary Classes had been conducted.

LABOUR DEPARTMENT.

47. During the year, 22 Recognised Trade Unions represented Municipal employees, with a view to promote cordial relations between the staff and the Administration, the total number of Joint Councils representing labour staff which continued to function was 22, their scope being wide enough to permit discussions on various matters relating to grievances and conditions of service of the staff. Peshi Committees for enquiring into the mis-conduct of employees were also formed. A four-stage grievance procedure has also been introduced in all Departments for redressal of the employees' grievances. The recognition of the Bombay Municipal Kamgar Sangh to represent labour staff of the Conservancy Branch was withdrawn for want of requisite membership for the said department. On the same grounds, the recognition granted to the Bombay Municipal Hospital Employee's Union to represent the labour staff of G. T. B. Hospitals and the K. E. M. Hospital and the Nursing Staff of the B.Y.L. Nair Hospital and L. T. M. G. Hospital had been withdrawn.

The Department dealt with 13,127 complaints (including Suburbs) as against 11,615 in the previous year, regarding service conditions, recruitments, promotions, transfers, etc. Of these complaints 12,863 were redressed, 223 were found not genuine cases and 41 cases were pending at the close of the year.

45 disputes were referred to the Government Labour Officers, Assistant Commissioner of Labour, Conciliation Officer, Labour Court, etc.

Six Awards under Industrial Dispute's Act were received and published during the year under report.

The recreation, educational, hygienic, cultural and social activities, indoor as well as outdoor, organised by the Welfare Branch of the Department, for the benefit of Municipal workers and their dependents, were continued. The average daily attendance of adults and children at the different Welfare Centres was 2,188 and 2,075, respectively, as against 2,039 and 2,364 during the preceding year.

Under the scheme for granting scholarships to the children of Municipal employees, 115 applications were received and 40 scholarships were granted to applicants for higher education and 75 for secondary education. The total amount given by way of scholarships to the municipal employees was Rs. 14,412. The total strength in Scout and Guide Sections was 4,500 as against 4,169 during the preceding year.

PUBLICITY DEPARTMENT

48. This Department effected general publicity about the various activities and services rendered by different Departments. The Department also worked as a "clearing house" in respect of Criticisms and suggestions appearing in selected local newspapers. It also carried out health education work and dissemination of information to the public through various media.

During the year under report, two new publications were brought out in the Civic Services and Civic Information Series—(1) "The Citizens' Questions on Licences, Advertisements, Hawkers and Projections answered by the Civic Administration" and (2) "How and Why of Industries" in English and Marathi Versions.

The Department participated in various important celebrations, such as, World Health Day, National Cleanliness Day, World Leprosy Day, etc., and published a Civic Guide-cum-Diary 1969, in English, Marathi and Gujarati, as usual. The Civic Guide was also published separately in English, Marathi and Gujarati.

In furtherance of the Sister-City Relationship, gifts in the form of photographic exhibits were received by the Mayor of Bombay from the Mayors of Stuttgart and Leningrad and the same were displayed through special Exhibitions held. Similarly, an Exhibition on "Civic Services" was also organised at the Seminar held by the Bombay Civic Trust.

M. G. M. O. Swimming Pool.

49. During the year under report, the working and progress of the Mahatma Gandhi Memorial Olympic Swimming Pool at Shivaji Park was satisfactory.

The total reservation hours of the Pool by private parties were 185 which brought a revenue of Rs. 7,230. Facilities to 24 polio-crippled children were given free of charge. As many as 45,900 casual swimmers including labourers and factory workers availed themselves of the facilities of swimming. Reservation of the Pool at a concessional charge of Rs. 100 per month was also allowed, as usual, to 7 Educational Institutions. Eighteen members of the Pool were included in the Maharashtra State Aquatic Association's team for participating in the National Aquatic Championship held at Kanpur in October 1968. Water Polo Tournament was held in July 1968, in two Divisions, *i.e.*, Seniors and Juniors. Twenty members of the Pool participated in Poona Aquatic Meet held in Poona in May 1968. A Water Polo Team of 11 members participated in the Indore Aquatic Meet held at Indore in June 1968. IIIrd Indo-Ceylon Aquatic was held at M. G. M. O. Swimming Pool in October 1968. Free Swimming facilities were provided to the blind persons for the first time in 1968 by granting reservation of the Pool for two hours in a week.

6,710 new members joined the Pool during the year under report. 3,596 beginners were trained, during the year. An amount of Rs. 2,51,883 was collected by way of fees as against Rs. 2,59,980, during the previous year. The expenditure during the year was Rs. 1,25,387.

Administrative Office (Enquiries) Department.

50. The Department functions in three Sections *viz.*, (1) Enquiries, (2) Stock Verification and (3) Security Force.

During the year 1,223 cases of misconduct and breach of rules were dealt with as against 966 cases during the previous year. In 195 cases, punishments varying from dismissal, removal from service to censures and warnings were meted out. In 442 cases enquiries were in progress at the end of the year.

The distribution of relief from the Mayor's Fund to the families affected by fires, house collapses and other natural calamities was carried out by the Stock Verification Section in addition to their normal work.

Industrial Home Guards Unit continued to function well during the year under report.

The Bombay Municipal Security Force is conducting a Training School for the Security Guards. 477 Security Guards were imparted training during the year under report.

THE BOMBAY CIVIC JOURNAL.

51. As usual, twelve monthly issues were published, containing articles and other related information on subjects or topics of Civic importance like 'Bombay's Development and Master Plan', 'A Twenty Years' Perspective' and establishment of 'Sister-City Relationship' of Greater Bombay with cities in foreign countries. Two Special Numbers were also brought out-one on the theme of 'Management and Productivity' and the other on the Independence Day in August 1968, during the year under review.

Efforts to bring in more revenue by way of advertisements and subscriptions to the Journal were also continued during the year under review.

The Standing Committee feels that vigorous efforts need to be made to ensure wider circulation of the Journal.

ORGANISATION AND METHODS DIVISION.

52. The Organization and Methods Division works as an Advisory Unit of the Municipal Commissioner's Office. The work done by this Department includes *inter-alia* codification of Municipal Commissioner's Orders and circulars of standing nature, standardisation of forms, etc. The Appreciation Training Programme on Management

and Productivity for Middle Executive which was started on 15th June 1967, in order to expose Corporation's Middle Executives to Modern Management and Productivity Techniques for the solution of day to day problems of the Corporation, was completed on 16th April 1968. A similar course was conducted for a Junior Supervisory Staff in the Conservancy and Malaria Departments and for Drainage Assistants, etc., from July 1968 to March 1969. A team of 16 Officers out of the 25 Officers who completed the full-time training course during the previous year studied various projects from the Municipal departments and their recommendations were being implemented.

A training cell of the Corporation was formed and with the co-operation of the Central Labour Institute and Messrs. Beam's Services training courses were arranged. Out of the 17 Officers so trained a training cell of 11 Officers will be formed to undertake future training programmes.

The centralised Despatch Scheme introduced in 1967 for the city was extended to Sub-urban Wards also with the result that about 35 more peons were relieved of the Despatch Work.

To facilitate introduction of Marathi as the official language following steps were taken :—

(1) Classes were conducted to teach Marathi to non-marathi employees ; (2) to translate the sign-boards in Marathi ; (3) to publish a book named 'Karyalayeen Lekhan' for guidance in Marathi, drafting, noting, etc.

The Standing Committee feels that the main objective of setting up the Division is not being pursued and desires that concerted and vigorous drive should be undertaken by this Division to re-organise the functioning and streamlining the staff pattern in various Departments and Wards Offices to bring about efficiency and uniformity in the Municipal Administration.

Public Health.

53. *Population Census.*—The mid-year estimated population of Greater Bombay was 53,68,000.

Birth and birth rate.—The total number of live births recorded in Greater Bombay during the year was 1,56,880 which were 3,650 more than in 1967 and 15,196 above the average of the quinquennium 1963-67. The birth rate was 29.2.

Deaths and death rate.—The total number of deaths registered from all causes during the year was 50,439 in 1967 as against 56,701 in 1967 being 994 more than the mean mortality of the preceding 5 years and the death rate was 9.4 against 11.6 in the year 1967. Of 50,439 deaths 29,309 deaths were among males and 21,130 among females. The excess of deaths amongst males may be ascribed to the preponderance of males in population. The death rate among females was, however, actually higher than among males, the male death rate being 11.7 and the female death rate 12.7 against 11.0 and 12.2, respectively, in 1967. Diseases of the respiratory system claimed the highest number of deaths as in the past with a death rate of 1.49 per 1,000 of population. The causes coming next on the list for the year were congenital malformation and diseases of early infancy, 1.01 tuberculosis, 0.9 diarrhoea, enteritis and dysentery 0.62.

Deaths among infants under one year of age numbered 12,602 which were 1,516 less than in the preceding year and 93 more than the annual average of the previous quinquennium (1963-67). The infant mortality rate for the year was 80.3 per 1,000 live births as against 92.1 in 1967.

Maternity and Child Welfare.—During the year under report, services were rendered through 17 Municipal Maternity Homes, two Hospitals with Maternity Wards and 29 Maternity and Child Welfare Centres. The number of deliveries conducted in these Homes was 49,238 during the year. The average stay of mothers at the Maternity Homes was 5 days.

Advice and instruction in spacing births was given by trained doctors to married men and women at the Family Welfare Planning Centres. Health Visitors paid domiciliary visits for follow-up work and propaganda.

Communicable Diseases.—The total number of cases of infectious diseases reported during the year was 7,435 as against 9,974 in the preceding year. Infectious Hepatitis caused 1,547 attacks and 184 deaths. Small-pox caused 101 attacks and 38 deaths. Influenza

caused 2 deaths as against 3 during the previous year. Enteric Fever caused 365 attacks and 49 deaths. Diphtheria caused 1,911 attacks and 108 deaths. Cerebro-spinal meningitis caused 2 attacks. Tuberculosis took a toll of 5,157 lives and the death rate of Tuberculosis was 0.9 per 1,000 of mid-year estimated population. Whooping Cough caused 57 attacks and 3 deaths.

720 cases of Acute Anterior Poliomyelitis and 109 deaths thereby were reported during the year.

Municipal Group of Tuberculosis Hospital at Sewri has an accommodation for 800 in-patients; besides 400 beds are reserved at the Sarvodaya Hospital, Ghatkopar. The advance cases of T. B. were isolated at the Daftary Municipal Isolation Wards at Dadar.

During the year 5,76,411 persons were inoculated against Cholera and 4,40,875 persons were inoculated with T. A. B. Vaccine.

The Standing Committee view with concern the existence of different kinds of diseases especially of Filariasis Gastro enteritis and stress that the precautionary measures, such as, inoculation, vaccinations, isolation, etc., if continued with full vigour in the Greater Bombay, will, in the near future, minimise the toll of life of citizens, if not eradicate it. So far as Tuberculosis is concerned there is not much improvement although B. C. G. vaccination campaign is pursued vigorously. The Standing Committee, therefore, feel that medical authorities should investigate this problem with a view to find out other remedial measures to meet the growing menace of this dreaded disease to the citizens of this City.

Dispensaries.

54. The number of new cases treated at the 61 dispensaries and 11 mobile dispensaries was 1,63,084 as against 15,57,709 in the year 1967. In addition to the above dispensary work, women and children's clinics were conducted by three part-time lady doctors at six Municipal dispensaries for two hours, thrice a week. The number of new cases treated at these dispensaries was 2,892 (8,540 women and 352 children) as against 2,917 in 1967. The total attendance was 19,769. These figures include the visits of lady doctors to patients at their homes. At 29 Maternity and Child Welfare Clinics, 4,21,932 new cases (3,31,520 women and 90,412 children) were treated. The total attendance was 7,50,415.

The Standing Committee emphasises the urgent need to upgrade all Municipal dispensaries so as to provide, X-Ray, Pathology and other facilities to render these services to patients attending them and to reduce congestion at the General Hospitals.

The Municipal Eye Dispensary and Hospital at Kamathipura, is in charge of the Superintendent, assisted by 10 medicos. The indoor Wards were kept closed from 8th September 1967 as the work of construction of additional floor over the existing premises was taken in hand. The Hospital has an accommodation for 20 beds each for males and females with an operation theatre. On completion of the additional floor the bed strength of the Eye Hospital would be about 80 (40 for males and 40 for females). The total number of new cases treated was 27,798 and 1,27,161 as against 27,563 and 94,822 during the previous year.

Leprosy.—The control of Leprosy in the City was exercised as before through the Acworth Leprosy Hospital, Wadala, with an accommodation of 500 beds. In addition to this the Institution conducts a well equipped out-patients' clinic, the entire cost of which is borne by the Corporation. The Corporation also bears the cost on account of 48 beds for the voluntary patients and 150-170 beds for the Bombay resident patients. Besides, the payment of cost of Domiciliary Services and Rs. 10,000 for rendering Sulphone treatment, the Corporation pays one third of the recurring expenditure of Greater Bombay Leprosy Control Scheme activities as also the entire cost of Capital Works.

The average daily attendance of patients was 228.6 and the total number of new cases, treated at the Acworth Leprosy Clinic was 3,846 and the average daily attendance of patients was 292.6 and the total number of new cases treated at the Greater Bombay Leprosy Control Scheme was 1,814.

Venereal Diseases.

55. For combating Venereal Diseases free medical facilities both preventive and curative were continued as in the preceding year. During the year 20,804 (19,321 males and 1,483 females) cases were treated for Venereal and 3,583 (1,877 males and 1,706 females) in non-Venereal cases were also treated.

School Health Work.

56. During the year, out of about 5,29,055 Primary municipal school children, 87,594 children were found to be defective. 1,232 cases with minor ailments among the children were treated in the municipal dispensaries. 35,656 children with major ailments were treated at the K. E. M. Hospital, Nair Hospital and the L. T. M. G. Hospital and Dental Clinic at Nair Hospital.

14,372 children from Municipal Schools were B. C. G. vaccinated and 1,03,937 children were given T. A. B. inoculation. The Mobile Health Unit examined 39,767 children from I to IV Standards, in Municipal Schools.

Kasturba Hospital for Infectious Diseases, Arther Road.

57. Except Tuberculosis and Leprosy, patients suffering from other infectious diseases are admitted to the Hospital. The total number of patients admitted during the year was 23,526 as against 27,911 in the preceding year. They included 101 cases of Small-pox, 310 of Enteric Fever and 1,911 of Diphtheria.

There were as many as 1,911 cases of Diphtheria out of which 108 proved fatal showing the fatality rate of 5.3 per cent. The cases were admitted predominantly from Girgaum, Byculla, Bhandi Bazar, Worli, Parel, Lalbaug, Sewree, Matunga, Mahim, 'K' 'L' and 'M' Wards.

101 cases of Small-pox were admitted in the hospital out of which 38 died, giving a fatality rate of 37.6 per cent.

The total expenditure of the Hospital during the year was Rs. 40,63,394 as against Rs. 37,80,465 in the preceding year.

The Standing Committee repeatedly regrets to note that the question of setting up of an Infectious Diseases Hospital in Suburbs is kept pending over years.

Health Propaganda.

58. The Health Propaganda and Education was carried out through the Public Relations Department.

The Water Sampling Programme was continued as usual and samples were collected from all the Wards.

Audit

59. This year also the Municipal Chief Auditor's Report has not been included in the Municipal Commissioner's Administration Report, as required by Section 137(4) of the Bombay Municipal Corporation Act.

The Standing Committee are of the considered opinion that every effort must be made by the respective Heads of the Departments to comply with the statutory provisions. The Municipal Chief Auditor's Report would have been of much help to the Standing Committee in their scrutiny of the various facts and figures incorporated in the Report of the Municipal Commissioner. The Report, however, will be forwarded to the Corporation separately when received. The Standing Committee is of the view that after submission of the Report by the Municipal Chief Auditor the Administration should see that the same is printed within three months from its receipt so as to make it available to Councillors earlier.

Acknowledgement.

60. In conclusion, the Standing Committee desire to record their appreciation of the very valuable services rendered by Shri J. H. Patwardhan who held the office of the Municipal Commissioner throughout the year.

MUNICIPAL CORPORATION OFFICE,
BOMBAY, 14th January 1970.

A. U. MEMON,
Chairman,
Standing Committee.

**ADMINISTRATION REPORT
OF THE MUNICIPAL COMMISSIONER
FOR GREATER BOMBAY
FOR THE YEAR 1968-69**

Herewith a detailed report of the Municipal Administration of Greater Bombay as required under Section 124 of the Bombay Municipal Corporation Act.

J. B. D'SOUZA,
*Municipal Commissioner
for Greater Bombay.*

GENERAL

CORPORATION, STANDING COMMITTEE, IMPROVEMENTS COMMITTEE AND THE EDUCATION COMMITTEE

CORPORATION.

Dr. R. N. Kulkarni who was elected Mayor at the First Meeting of the Corporation held on 8th April 1969 held that Office throughout the year.

2. One hundred and forty eight Meetings of the Corporation including twenty-two Special and Adjourned Special Meetings, eighty Meetings of the Special Committees and three Meetings of their Sub-Committees and thirteen Meetings of the Consultative Committees were held during the year. They accorded civic address to Shri K. M. Munshi and Civic Receptions to (i) Shri Mihir Sen, (ii) Dr. R. N. Danekar, (iii) Officers and Personnel of the Territorial Army Units in Greater Bombay, (iv) Delegates attending the fifth Asian Conference on Occupational Health and Family Planning Seminar, (v) Dr. Anulf Klett, Lord Mayor of Stuttgart, (vi) Delegates attending the Centenary Celebration as also the Institution St. Xavier's College, (vii) Delegates attending on 18th Annual Meeting of the Indian Association, Pathologists, (viii) Delegates attending the 56th Session of the Indian Science Congress, (ix) Delegates attending the 29th All India Ophthalmological Conference, (x) Mrs. Coretta King, (xi) Delegates attending the International Seminar on Maternal Mortality, Family, Planning and Biology of Reproduction, and (xii) Shri Manohar Apte *alias* Shri Mohan Ranade.

3. The change that took place in the personnel of the Corporation was the appointment of Smt. Taraben D. Parekh as the Member of the Corporation from 21st March 1969, *vice* Shri D. M. Parikh expired on 1st January 1969.

STANDING COMMITTEE

4. Shri H. N. Trivedi, was elected Chairman of the Standing Committee at their Meeting, held on 19th April 1968, and held that Office throughout the year.

5. The change that took place in the personnel of the Standing Committee was the appointment of (i) Shri M. H. Beci as Member of the Standing Committee from 20th January 1969, *vice* Shri D. M. Parikh expired on 1st January 1969 and (ii) Shri V. R. Bhosale as a Member of the Standing Committee from 10th January 1969, *vice* Shri T. S. Tendolkar resigned from 20th December 1968.

6. Shri M. A. Khandvani was an *ex-Officio* Member of the Standing Committee on his appointment as the Chairman of the Education Committee with effect from 19th April 1968.

7. Sixty-three Meetings including Adjourned Meetings and Fourteen Special Meetings including Adjourned Special Meetings were held during the year.

IMPROVEMENTS COMMITTEE

8. Shri L. P. Pujari was elected Chairman of the Improvements Committee at their Meeting, held on 18th April 1968 and held that office throughout the year.

9. The change that took place in the personnel of the Improvements Committee was the appointment of Shri V. B. Nagvekar as the Member of the Improvements Committee from the 19th August 1968, *vice* Shri P. S. Navalkar resigned from 25th July 1968.

10. Nineteen regular Meetings including Adjourned Meetings were held during the year.

EDUCATION COMMITTEE

11. Shri M. A. Khandvani was elected Chairman of the Education Committee at their Meeting, held on the 19th April 1968, and held that office throughout the year.

12. No change took place in the personnel of the Education Committee during the year.

13. Sixteen regular Meetings including Adjourned Meetings and four Special Meetings including Adjourned Special Meetings were held during the year.

14. (a) Shri P. C. Pandya, M.A., LL.B., M.P.A. (U.S.A.), continued to hold the office of the Municipal Secretary during the year.

(b) No circumstances arose in this department in which it was necessary to invoke the provisions of the Municipal Servants Act, 1890.

(c) There was no separate award of Adjudication during the year 1968-69 so far as this Department is concerned, except The General Arbitration Award of Shri Salim Merchant, Arbitrator in the Municipal Arbitration in the dispute between the Bombay Municipal Corporation and the various Municipal Unions in the Matter of 10 demands regarding H. R. A., Leave Salary in advance, etc.

**LIST OF MEMBERS OF THE CORPORATION WHO HELD OFFICE
ON 31ST MARCH 1969.**

Dr. R. N. Kulkarni, Mayor.

SHRI H. N. TRIVEDI, *Chairman, Standing Committee.*

SHRI L. P. PUJARI, *Chairman, Improvements Committee.*

SHRI M. A. KHANDWANI, *Chairman, Education Committee.*

SHRI J. B. SHAH, *Chairman, B. E. S. & T. Committee.*

ACHARYA, SHRI S. N.
ALVARES, Dr. (Smt.) LILA P., B.A., Dip., S.S.A., Ph. D.
ANKLESHWARIA, SHRI R. C., B.Sc., B.T., M.Ed.
ANSARI, SHRI N. M.
ANSARI, SHRI P. M.
BAKHALE, SHRI P. P.
BEDI, SHRI M. H.
BHAGWAT, SHRI P. B.
BHATT, SHRI H. M.
BHOSALE, SHRI D. M., B.A., (Hons.)
BHOSALE, SHRI V. R.
BHUGRA, SHRI H. R., B.Com.
BOJHE, SHRI N. R.
BOMAN-BEHRAM, SHRI B. K., M.A., LL.B.
CHAVAN, SHRI G. S.
CHAVAN, SHRI R. N.
CHHABRIA, SHRI K. P., G.C.D.
CHIKHALE, SHRI H. M.
CHIMBULKAR, SHRI R. K.
CHOGLE, SHRI H. W.
CORREA, SHRI H. J., B.A., LL.B.
DADIA, SHRI U. D.
DALAL, SMT. DEVIBEN S., B.Sc.
DALAL, SHRI N. C., B.Sc., L.T.C.
DANDVATE, SMT. PRAMILA M., M.A., G.D. (Art.).
DANDEKAR, SHRI S. L., B.A., (Hons.), LL.B.
DARWATKAR, SHRI B. S.
D'CRUZ, SHRI C. R.
DEODA, SHRI M. S.
DEODHAR, SHRI D. S.
DESAI, SHRI C. B.
DESHPANDE, DR. SUDHAKAR H., M.B., B.S., D.O.R.L.
(Bom.), F.C.G.P.
DHABUWALA, DR. B. M.
DHARAP, SHRI V. G., B.A., LL.B.
D'SOUZA, DR. J. LEON M.B., B.S.
DUBE, SHRI RAMESHKUMAR M.
DUTIA, SHRI G. B.
FERNANDES, DR. SIMON.
GAIKWAD, SHRI SUMANT S., B.A.
GANATRA, SHRI R. K.
GANDHI, SHRI I. P.
GANDHI, SHRI M. M.
GAONKAR, SHRI V. G.
GAVANDE, SHRI R. M., B.A., (Hons.), LL.B.
GAWDE, SHRI B. R.
GHOSH, SHRI G. D., B.A.
GOKHALE, SHRI S. S., B.Sc., B.Ed.
GOSE, SMT. MRINAL K.
GUPTE, DR. H. S., M.B., B.S., L.M. (Dub.).
HALDANKAR, SHRI M. S., B.A., B.Ed.
INDULKAR, SHRI P. M.
JAMSANDEKAR, SHRI H. D.
JANI, SHRI S. M. Sahitya Ratna.
JILANI, SHRI K. G.
JOSHI, SHRI J. K.
JOSHI, SHRI M. G., M.A., LL.B.
JOSHI, SHRI S. C., B.Sc.
KACHWALLA, SHRI T. E., LL.B.
KADAM, SHRI P. R.
KAMALA RAMAN, SMT., B.Sc.
KARA, SHRI H. M.
KARIRA, SHRI T. K.
KAVTHE, SHRI M. N.
KHAIRE, SHRI R. A.
KHANOLKAR, SHRI M. S.
KHARUDE, DR. D.H., Ayurved Bhisak.
KHEDEKAR, SHRI D. G.

KOHLI, SHRI SOHANSINGH J.
KOPA DE, SHRI E. R. B.A.
KORDE, SMT. SNEHALATA V.
MAHADIK, SHRI V. S., B.A. (HONS.), L.S.G.D.
MAHAJAN, SHRI D. R.
MANTRI, SHRI L. S., B.Com., LL.B.
MATLIA, SHRI S. N.
MEHTA, SMT. JAYAWANTIBEN N.
MEHTA, SHRI KISAN G., B.A., LL.B.
MEHTA, SHRI N. D.
MEHTA, SHRI RUSI M.
MEMON, DR. A. U.
MODI, SHRI S. A.
MORE, SHRI T. S.
NAGVEKAR, SHRI V. B.
NAGVEKAR, SHRI Y. S.
NAJMI, SHRI A. N., B.A., (Hons.), LL.B.
NALAVDE, SHRI D. S.
NAVALKAR, SHRI P. S., B.A.
NIKLANKAR, SHRI P. D.
PADWAL, SHRI H. P.
PAI, DR. P. S.
PANCHAL, SHRI V. M.
PANDYA, SMT. LILYBEN A., B.Sc., (Lond.).
PARAB, SHRI B. A.
PARAB, SHRI V. G.
PAREKH, SHRI J. G.
PAREKH, SMT. TARABEN D.
PARVATKAR, SHRI V. M.
PATEL, SMT. INDUMATI T., B.A.
PATEL, DR. S. G. M.B., B.S.
PATIL, SHRI A. W.
PATIL, SHRI D. B.
PATIL, SHRI R. P.
PATKAR, SMT. GEETA D., B.A., LL.B.
RAGINWAR, SHRI R. W., Master Manjer.
RAJDA, SHRI RATANSINH., B.A., LL.B.
RAMASWAMI, SHRI T. C.
RANGNEKAR, SMT. AHILYA P. B.Sc.
SALVI, SHRI D. J.
SAI VI, SHRI D. N.
SALVI, SHRI R. N.
SAPAT, SHRI K. A.
SATAM, SHRI A. G.
SAWANT, SHRI M. M.
SAWANT, SHRI N. V.
SHAH, SMT. KANTABAI C.
SHELAR, SHRI B. S.
SHETE, SHRI B. H.
SHINGRE, SHRI D. S.
SHROFF, SHRI B. N.
SINGH, SHRI D. N.
SINGHANIA, SHRI J. Y., M.A., LL.B., Advocate.
SOLANKI, SHRI T. G.
TAWADE, SHRI N. S.
TAWADE, SHRI V. R.
TENDOLKAR, SHRI T. S., B.A., (Hons.), LL.B.
THAKKAR, SHRI P. V.
TIKAR, SHRI V. M., B.A., LL.B.
TOJNE, SHRI S. G., M.A., LL.B.
TRIPATI, SHRI R. V., M.A.
VAIRAGI, SHRI M. T.
VARDE, SHRI S. S., M.A.
VARE, SHRI V. R.
VISHWANATHAN, SHRI D.
WANDRIKAR, SHRI V. G., M.A.
ZAKARIA, SHRI A. B., M.A.
ZUTE, SHRI B. D.

**LIST OF THE MEMBERS OF THE STANDING COMMITTEE WHO HELD
OFFICE ON 31ST MARCH 1969.**

SHRI H. N. TRIVEDI (*Chairman*).
SHRI P. P. BAKHALE.
SHRI M. H. BEDI.
SHRI V. R. BHOSALE.
SHRI H. J. CORREA.
SHRI SUMANT S. GAIKWAD.
SHRI M. G. JOSHI.
SHRI S. C. JOSHI.
SHRI M. A. KHANDWANI

SHRI A. U. MEMON.
SMT. LILYBEN A. PANDYA.
SHRI V. G. PARAB.
SHRI V. M. PARVATKAR.
SHRI R. P. PATIL.
SHRI R. C. RAJDA.
SHRI B. N. SHROFF.
SHRI S. S. VARDE.

**LIST OF THE MEMBERS OF THE IMPROVEMENTS COMMITTEE WHO HELD
OFFICE ON 31ST MARCH 1969.**

SHRI L. P. PUJARI, (*Chairman*).
SHRI K. K. CHIMBULKAR.
SHRI H. W. CHOGLE.
SHRI U. D. DADIA.
SHRI S. L. DANDEKAR.
SHRI M. S. D. DODA.
SHRI V. G. DHARAP.
SHRI V. S. MAHADIK.

SHRI V. B. NAGVEKAR.
SHRI A. N. NAJMI.
SHRI V. M. PANCHAL.
SMT. GEETA D. PATKAR.
SHRI K. A. SAPAT.
SHRI D. N. SINGH.
SHRI V. M. TIKAR.
SHRI V. R. VARE.

LIST OF THE MEMBERS OF THE EDUCATION COMMITTEE WHO HELD OFFICE ON 31ST MARCH 1969.

SHRI M. A. KHANDWANI (Chairman),
SHRI R. G. ANKLESHWARIA,
SHRI V. V. BAPAT,
SHRI H. R. BHUGRA,
SMT. DEVIEN S. DALAL,
SHRI M. R. DANDAVATE,
SHRI S. S. GOKHALE,
SHRI M. S. HALDANKAR.

SHRI M. G. JOSHI,
SHRI M. S. KHANOLKAR
SHRI N. D. MEHTA,
SMT. U. H. MEHTA,
SMT. V. B. NALKARNI,
SMT. I. T. PATEL,
SMT. KAMALA RAMAN,
SHRI J. Y. SINGHANIA.

MUNICIPAL COMMISSIONER'S OFFICE

The designations and names of the important Municipal Officers together with the period for which the posts were held by each of them are given below :—

Designation	Name of the Officer	Period
Municipal Commissioner	... Shri J. H. Patwardhan, M.A., LL.B.	Throughout the year.
Deputy Municipal Commissioner (Sub-Development).	... Shri S. M. Y. Sastry, M.A., B.L.	From 1-4-1968 to 17-11-1968 and from 15-1-1969 to 31-3-1969.
	Shri R. G. Gulgule, B.Com.	From 18-11-1968 to 14-1-1969
Deputy Municipal Commissioner (Improvements).	... Shri C. Soares, B.E. (Civil).	Throughout the year.
Deputy Municipal Commissioner (Labour) ...	Shri R. J. Tamboli, M.Sc. ...	From 1-4-1968 to 5-5-1968 and from 16-6-1968 to 31-3-1969.
	Shri R. G. Gulgule, B.COM. ...	From 6-5-1968 to 5-6-1968.
Deputy Municipal Commissioner (Suburbs).	... Shri M. R. Natarajan, M.A. (Econ.), M.A. (Pol.).	From 1-4-1968 to 15-6-1968 and from 21-7-1968 to 31-3-1969.
	Shri R. G. Gulgule, B.COM. ...	From 16-6-1968 to 20-7-1968.
Deputy Municipal Commissioner (General).	Shri V. C. Vaidya, M.A., LL.B. ...	From 1-4-1968 to 20-7-1968 and from 25-8-1968 to 31-3-1969.
	Shri R. G. Gulgule, B.COM. ...	From 21-7-1968 to 24-8-1968.

MUNICIPAL CHIEF AUDITOR

The post of Municipal Chief Auditor was held by Shri R. G. Godbole, B.COM., F.C.A., F.C.C.S. (London), Associate member of the National Association of Accountants, New York, throughout the year under report.

HEADS OF DEPARTMENTS

(CITY)

Designation	Name of the Officer	Period
(1) City Engineer	... Shri V. D. Desai, I.E. (Civil) M.E. (P.H.), Calcutta with 1st Class, A.M.I.E. (India).	Throughout the year except from 21-6-1968 to 10-7-1968 during which he was on leave.
(2) Chief Accountant	... Shri R. G. Gulgule, B.COM. ...	From 1-4-1968 to 5-5-1968, from 25-8-1968 to 17-11-1968 and from 15-1-1969 to 31-3-1969.
	Shri V. C. Parikh, B.COM. C.A., LL.B.	From 15-5-1968 to 24-8-1968 and from 18-11-1968 to 14-1-1969.
(3) Hydraulic Engineer	... Shri D. R. Bhise, B.E. (Civil) M.I.E. (India).	From 1-4-1968 to 10-10-1968.
	Shri L. G. Dhaygude, B.E. (Civil), A.M.I.E.	From 11-10-1968 to 31-3-1969.

Designation	Name of the officer	Period
(4) Executive Health Officer	... Dr. D. V. Parulekar, M.B., B.S. D.Ph., M.P.H. (U.S.A.).	Throughout the year.
(5) Dean, K.E.M. Hospital and G. S. Medical College.	Dr. S. V. Joglekar, M.S., F.C.P.S.	Do.
(6) Dean, Bai Yamunabai L. Nair Charitable Hospital and Topiwala National Medical College.	Dr. T. H. Rindani, M.D., D.Sc., F.A. Sc., F.A.M.S.	Do.
(7) Dean, Nair Hospital Dental College	... Dr. M. S. N. Ginwalla, L.D.Sc., D.D.S., M.Sc., F.I.A., O.S.	Do.
(8) Chief Fire Officer	... Shri S. Fredilis ...	Do.
(9) Dean, Lokmanya Tilak Municipal General Hospital and Lokmanya Tilak Municipal Medical College.	The post was kept vacant.	Dr. V. N. Panse, M.D., M.P.H. (Columbia), Professor of Preventive and social Medicine, Lokmanya Tilak Municipal Medical College, Sion, looked after the duties of Dean throughout the year in addition to his own.
(10) Medical Superintendent, G.T.B. Hospital.	Dr. S. A. Shah, M.D., D.M.R.E., D.P.H., T.D.D., F.C.C.P.	Throughout the year.
(11) Assessor and Collector	... Shri B. H. Prabhavalkar, M.A.	Do.
(12) Education Officer	... Dr. (Smt.) Madhuri R. Shah, B.A. (Hons.), M.Ed., Ph. D. (Bombay) Ph. D. (London).	Throughout the year except from 11-7-1968 to 2-8-1968, from 3-10-1968 to 16-10-1968 and from 4-11-1968 to 15-1-1969 during which she was on leave.
(13) Solicitor to Corporation	... Shri A. M. Desai, M.A., LL.B.	Throughout the year except from 21-10-1968 to 26-10-1968 during which he was on leave.
(14) Project Engineer	... Shri L. G. Dhaygude, B.E. (Civil), A.M.I.E. (India).	From 1-4-1968 to 10-10-1968, the post was kept vacant from 11-10-1968 to 31-3-1969.
(15) Controller of Stores	... Shri K. S. Pesina, B.E. (Civil).	Throughout the year.
(16) Superintendent of Markets	... Dr. V. Periyar, G.B.V.C. ...	Do.
(17) Officer on Special Duty	... Shri G. W. Shiveshwarkar ... Shri G. M. Nadkarni.	From 1-4-68 to 12-4-1968. From 13-4-68 to 31-3-1969.
(18) Ward Officer (Estates)	... Shri K. U. Mehta, B.A. (Hons).	Throughout the year.
(19) Labour Officer	... Smt. F. A. Irani, B.A. (Hons.), LL.B., D.S.A. Shri G. S. Saudagar, B.A. (Hons.), LL.B., D.L.W.	From 1-4-68 to 23-3-1969. From 24-3-69 to 31-3-1969.
(20) Public Relations Officer	... Shri N. A. Mistry, M.A., D.J., Dip. s.w.	Throughout the year. Shri Mistry was also looking after the work of Bombay Civic Journal during the year under report in addition to his own.
(21) Dy. Assessor and Collector (Octroi) and Election Branch.	Shri B. S. Nadkarni, B.A. (Hons.) LL.B. Shri R. A. Sakhardande ...	From 1-4-68 to 28-9-1968. From 3-10-68 to 31-3-1969.
(22) Superintendent of Licences	... Shri C. K. Patel, M.A., LL.B.	Throughout the year.
(23) Chief Inspector of Shops and Establishment.	The post was kept vacant.	Shri C. K. Patel, Superintendent of Licences was in charge of the department throughout the year.

Designation	Name of the officer	Period
(24) Superintendent of Gardens	... Shri F. B. Irani, B.Ag. ... Shri J. C. Garkhel	... The post was kept vacant from 1-4-1968 to 31-5-1968 during which Shri F. B. Irani Assistant Superintendent (Botanical) was looking after the work of Superintendent of Gardens. ... From 1-6-68 to 31-3-1969.
(25) Research Officer	... Dr. V. Y. Pendharkar B.Sc., (Hons.) M.ED., PH.D.	Throughout the year.
(26) Manager, Municipal Printing Press	... The post was kept vacant	... Shri N. Rao looked after the duties of M. M. P. in addition to his own throughout the year.
(27) Assistant Medical Officer (Ear, Nose and Throat Hospital).	Dr. M. J. Nerurkar, M.S.	... Throughout the year.
(28) Organisation and Methods Officer	... Dr. D. P. Parchure, M.A., PH.D.	Throughout the year.
(29) Curator, Victoria and Albert Museum	... The post was kept vacant	... Shri V. N. Barve, Ag. H. C. looked after the duties of Curator, Victoria and Albert Museum throughout the year in addition to his own.
(30) Chief Complaints Officer	... The post kept vacant	... Throughout the year.
(31) Manager, Mahatma Gandhi Memorial Olympic Swimming Pool.	Shri S. N. Pinge	... Throughout the year.
(32) Chief Librarian	... The post was kept vacant	... Shri V. N. Barve, Acting H. C. looked after the duties of Chief Librarian throughout the year in addition to his own.
(33) Manager, Raja Dr. Baldevdas Birla Kreed Kendra.	Shri S. G. Gavankar	... Throughout the year.

HEADS OF DEPARTMENTS
(Suburbs and Extended Suburbs)

Designation	Name of the Officer	Period
(1) Dy. Executive Health Officer (Suburbs) ...	Dr. S. G. Pansare M.B.B.S., D.P.H.	Dr. Pansare looked after the work of Dy. Executive Health Officer (Suburbs) from 1-4-1968 to 23-6-1968 and appointed as Dy. Executive Health Officer from 24-6-1968 to 31-3-1969.
(2) Dy. Accountant (Suburbs)	... Shri V. C. Parikh, B.com., C.A., F.A.B.	From 1-4-1968 to 14-4-1968 and 25-8-1968 to 17-11-1968 and from 15-1-1969 to 31-3-1969.
	Shri M. V. Kanekar, B.com., A.C.A.	From 15-5-1968 to 24-8-1968 and from 18-11-1968 to 14-1-1969.
(3) Dy. Assessor and Collector (Suburbs)...	Shri A. G. Rele, P. (Hons.) Shri A. D'mello	From 1-4-1968 to 21-1-1969. ... From 22-1-1969 to 31-3-1969.
(4) Assistant Superintendent of Markets, (Suburbs).	Shri M. G. Talim	... Throughout the year.

COMPLAINT SECTION AND CENTRAL CONTROL ROOM

The Complaints Section dealt with all the complaints concerning Municipal Services received in the Central Control Room at Babula Tank Road, Bombay 9. Complaints were referred to the departments concerned in all the wards, were followed up systematically and the complainants were contacted, if required, to see that their grievances were redressed within a reasonable time. The total number of complaints registered and followed up by the Central Control Room during the year under report is 12,035.

The Central Control Room remains open on all the days including Sundays and Holidays. It receives complaints from the members of the public on Telephone No. 332266. It is working in close co-operation with the Fire Brigade, Water Supply Control Room and sees that in case of the House Collapses and such other emergencies, the Municipal Officers and staff appear on the scene without any delay. Co-operation between the Heads of the Departments is also brought about on such occasions.

The required information on the Civic matters is also furnished to the members of the public, inquiring on Telephone No. 332266.

M. W. CHANDIRAMANI,
Senior Complaints Officer,
Central Control Room.

RAJA Dr. BALDEVDA S BIRLA KREEDA KENDRA

This multi-purpose cultural recreational centre was reserved by the public for various cultural activities. The Hall of the Kendra was closed to the public during the period from 1-6-1968 to 31-12-1968 on account of renovation of the Hall.

Documentary films and demonstration of the electric toy trains were shown free of charge to the visitors to the Children's Halls on the first floor on all days between 4 P.M. and 7 P.M. except Sundays and public Holidays. A Bal Bhavan Centre is also started here.

The Chowpaty Foreshore was kept under the supervision of the Manager for maintenance of sanitation.

S. G. GAVANKAR,
Manager,
Birla Kreed Kendra.

SPECIAL TECHNICAL UNIT

The Executive Engineer (Vigilance) is in charge of the Special Technical Unit attached to M. C.'s office and he is assisted by two Asstt. Engineers (Vigilance) and two Sub-Engineers (Vigilance) in the working of this unit along with one Jr. Stenographer and a Clerk. He continues to discharge multifarious duties including rendering guidance to the staff in Technical matters, scrutiny of technical staff proposals, surprise checks on construction works in progress to determine if the work is being executed as per design and specifications and for exercising control on supervision over construction jobs, investigating various complaints of serious nature connected with Engineering branch received from public, etc. The department also functions as a co-ordinating agency of the work of different units of Engineering section, assisting the administration in matters requiring policy revision, overall supervision and checking over the normal working of different branches and ward offices, coordinating the different wings of the Municipal administration for implementing the decisions of Statutory Committees and also the Municipal Commissioner.

The Special Technical Unit also pays surprise visits in wards and checks maintenance jobs carried out under the supervision of Ward maintenance Engineers.

The Special Technical Unit assists the Municipal Commissioner, Dy. Municipal Commissioners, C.E. and other Heads of Departments in all technical matters. In addition this branch assists the Municipal Commissioner in arranging General Co-ordination meetings of all officers in the Municipal Corporation of Greater Bombay and maintains minutes of such meetings. The Special Technical Unit also attends the rounds of the Works Committee of the Corporation and pursues actions in respect of irregularities in execution of works noticed during the rounds of the Committee. The Municipal Material Testing laboratory is under overall charge of the unit and keep check on results obtained at the laboratory for testing building materials, etc. from the site of Municipal Construction jobs.

This Special Technical Unit also carries out, investigation in respect of some of the complaints received and directed to E. E. (V) by M. C., D. M. C.'s, C. E. and also the complaints directly received in the office of E. E. (V) in respect of private constructions on private properties, either authorised or unauthorised, factories, insanitary conditions, drainage, etc., including allegations made against Engineering staff in the Central branches or Ward Offices. References made by A. O. (Enquiries) and other heads of the department in respect of technical matters are also attended to.

Details of work done by vigilance branch:—

	No. of visits.
(1) Works inspected—	
(a) Bldg. construction	360
(b) Road construction	82
(c) Drainage construction	89
(2) Private properties visited	160
(3) Works committee (Suburbs) rounds attended	13
(4) No. of hammer tests taken	8
(5) No. of load tests taken	4

Examination for Technical Proficiency Test for Supervisory staff incharge of Capital Works and maintenance works was conducted during the year 1968-69. The number of staff which appeared for the test is 195 and 175 respectively.

Y. H. MUNSHI,
E. E. (V)

FINANCIAL

Report from the Chief Accountant on the accounts of the General Municipal Administration, the Improvement Schemes and the Education Fund for the year 1968-69.

GENERAL MUNICIPAL ADMINISTRATION

The following statement summarises the transactions for the year pertaining to Revenue and the Actuals for the preceding years —

	1968-69			
	Budget Estimates.	Revised Estimates.	Actuals	Actual for 1967-68.
	Rs.	Rs.	Rs.	Rs.
Opening Balance	... 5,28,35,000	4,29,21,935	4,29,21,935	5,75,05,810
Income	... 41,31,18,120	41,54,47,355	41,60,18,510	37,86,79,604
Expenditure	... 41,26,78,030	43,66,66,271	39,80,07,224	38,13,12,717
Balance	... 4,40,090 (Surplus)	2,12,18,916 (Deficit)	1,80,11,286 (Surplus)	26,33,113 (Deficit)
Balance	... 5,32,75,090	2,17,03,019	6,09,33,221	5,48,72,697
Add : Part recoupment of Advances made from the Surplus Cash Balance for Capital Stores	23,80,290	...
Total	... 5,32,75,090	2,17,03,019	6,33,13,511	5,48,72,697
Deduct : Reservation for Advances	-63,42,740	2,38,56,515	1,19,50,762
Closing Balance	... 5,32,75,090	2,80,45,759	3,94,56,996	4,29,21,935

2. The details of reservation of advances etc.

Increases—

	Rs.	Rs.
In Reserve Stores	... 6,44,370	
In contribution towards Improvements Schemes	... 9,00,100	
In Advances to Public including co-operatives for Housing purpose	15,59,232	
In Renewed grant for expenditure in 1969-70	... 93,22,836	
In Advance Miscellaneous Advances	... 1,14,29,977	
Total	...	2,38,56,515

3. The net unhyponthecated Surplus Cash Balance on 31st March 1969 was as under :—

	Rs.		Rs.
Capital Stores (Foras Road Depot)	... 17,917	Surplus Fund as per Appendix No. 2	... 11,81,51,217
Capital Stores	... 23,82,077		
Reserve Store and Line Suspense Account	... 65,93,016		
Advance for Plant and Machinery	... 23,76,332		
Miscellaneous Advances	... 4,91,76,250		
Advance to Co-operative Societies for Housing	... 81,48,629		
Advance to the Bombay Electric Supply and Transport Undertaking	1,00,00,000		
Minimum required by law	... 1,00,000		
Surplus Cash Balance	... 3,93,56,996		
Total	... 11,81,51,217		11,81,51,217

4. The Opening and Closing Reserve Stores (including Capital Stores) Balance for the year 1968-69 compared below —

	Opening Balance	Closing Balance	Increase Decrease
	Rs.	Rs.	Rs.
Serviceable Stores—			
Reserve Stores	... 55,53,317	62,57,725	+ 7,04,408
Reserve Stores (Foras Road Depot)	... 3,07,522	2,47,831	- 59,691
Line Suspense Account	... 87,471	87,460	- 11
Capital Stores	... 2,07,08,720	1,89,65,852	- 17,42,868
Capital Stores (Foras Road Depot)	... 59,487	44,848	- 14,639

5. The loan liabilities at the beginning and at the end of the year were as under —

CITY SECTION

Outstanding debts on 1st April 1968	Loans raised during the year.	Repayment during the year.	Outstanding Debts on 31st March 1969.
Rs.	Rs.	Rs.	Rs.
70,32,17,830	11,07,72,590	1,92,55,939	79,47,34,481

The details of the loans raised are as stated below —

(1)	Rs. 4,40,00,000	Being the loan amount towards Rs. 400 lakhs issued at Rs. 98 with a currency of 12 years at 6 per cent. interest per annum raised by public subscription out of Rs. 1,675 lakhs loan sanctioned under Corporation Resolution No. 211 dated 21st June 1968 and G. R. No. LON/3268/1591/1774-C/XVI, dated the 21st October 1968. The provision of Sinking Fund is sanctioned on 12 years basis improving at 5½ per cent.
(2)	3,25,00,000	Being the loan issued at par at 6 per cent interest per annum with a currency of 25 year raised internally as sanctioned under C.R. No. 211 dated the 21st June 1968 and G. R. No. LON/3268/1591/1774-C/XVI, dated the 21st October 1968.
(3)	3,00,00,000	Being the loan issued at Rs. 99.50 at 7 per cent. interest per annum with currency of 15 years raised from Life Insurance Corporation of India as sanctioned under C.R. No. 798 dated the 21st November, 1968 and G.R. No. LIB/3268/9467-M, dated the 29th November 1968.
(4)	42,72,590	Being advances from Special Funds for purchase of Plant and Machinery repayable by annual equated instalments in five years at 6 per cent. interest per annum.
	<u>11,07,72,590</u>	

The repayments during the year were as under :—

(1)	Rs. 25,85,412	Repaid to Government on the basis of payment from Revenue in respect of Advances taken from them.
(2)	1,45,64,000	Repaid to Debenture holders out of Sinking Fund Investment.
(3)	21,06,527	Repaid to different Special Funds out of Revenue on the basis of equated payments.
	<u>1,92,55,939</u>	

The position of the Sinking Fund is shown below :—

Amount of fund on 1st April 1968.	Interest etc. received.	Sinking Fund instalments.	Withdrawn for payment of loans.	Amount of Fund on 31st March 1969
Rs.	Rs.	Rs.	Rs.	Rs.
18,12,66,876	79,37,153	2,63,92,779	1,45,64,000	20,10,32,808

The value of the securities held in the Sinking Fund on the basis of Market Rates prevailing on 31st March 1969 including accrued interest and cash exceeds the actuarial amount of the Sinking Fund by Rs. 1,39,43,303.

SUBURBS

4. The Loan Liabilities at the beginning and at the end of the year were as under :—

Outstanding debt as on 1st April 1968.	Loan raised during the year.	Repayment during the year.	Outstanding debt as on 31st March 1969
Rs.	Rs.	Rs.	Rs.
13,16,02,700	1,32,50,000	42,24,200	14,06,28,500

A loan of Rs. 82,50,000 was raised by public subscriptions during the year at 6 per cent per annum with currency of 12 years sanctioned under C. R. No. 211, dated the 21st June 1968 and G. R. No. LON 3268/1591/1774-C/XVI, dated the 21st October 1968 and a loan of Rs. 50,00,000 was raised internally under C. R. No. 211, dated the 21st June 1968 and G. R. No. LON/1591/1774-C/XVI, dated the 21st October 1968.

5. The position of Sinking Fund is as shown below :—

Amount of Fund on 31st March 1968.	Interest, etc. realisation.	Sinking Fund Instalments.	Withdrawal for payment of loans.	Amount of Fund on 31st March 1969.
Rs. 4,51,28,811	Rs. 26,76,457	Rs. 74,36,593	Rs. 42,24,200	Rs. 5,06,17,661

The value of the securities held in the Sinking Fund Account on the basis of market rates prevailing on 31st March 1969 including accrued interest and cash exceeded the actuarial amount of Sinking Fund by Rs. 31,82,553 which was held in the Sinking Fund Account.

EXTENDED SUBURBS

The Loan liabilities at the beginning and at the end of the year were as under —

Outstanding Debt as on 1st April 1968.	Loans raised during the year.	Repayment during the year.	Outstanding debt as on 31st March 1969
Rs. 4,07,00,000.	Rs. 55,00,000	Rs. ...	Rs. 4,62,00,000

A Loan of Rs. 55 lakhs was raised by Public Subscription during the year at 6 per cent. per annum with a currency of 12 years sanctioned under C. R. No. 211, dated the 21st June 1968 and G. R. No. LON/3268/1591/1774-C/XVI, dated the 21st October 1968.

The position of Sinking Fund is as shown below —

Amount of Fund on 1st April 1968.	Interest, etc. realisation.	Sinking Fund instalments.	Withdrawals for repayment of Loans	Amount of Fund on 31st March 1969.
Rs. 88,50,096	Rs. 4,69,557	Rs. 18,80,020	Rs.	Rs. 1,11,99,673

The value of securities held in the Sinking Fund Account on the basis of market rates prevailing on 31st March 1969 including accrued interest and cash exceeded the actuarial amount of Sinking Fund by Rs. 4,03,385 which was held in the Sinking Fund Account.

6. The estimated income for the year was Rs. 41,31,18,120 and Revised Estimates was Rs. 41,54,47,355 (on the basis of 8 months actuals). The actuals amounted to Rs. 41,60,18,510 resulting in an increase of Rs. 29,00,390 on the Budget Estimates and increase of Rs. 5,71,155 on the Revised Estimates.

OCTROI

7. The gross collections for the year were estimated at Rs. 12,70,10,000 the refunds and commission charges at Rs. 1,00,00,000 and the net revenue at Rs. 11,70,10,000. The revenue collected and paid into the Municipal Treasury in the year amounted to Rs. 11,62,77,300 and after deducting the amount of Rs. 1,63,05,583 (on account of Refunds Rs. 1,58,31,128 and on account of fees for collection Rs. 4,74,455 credited to the separate Revenue Heads) the net receipts amounted to Rs. 9,99,71,717 showing increase of Rs. 23,97,060 as compared with the actuals of the previous year (i.e., Rs. 9,75,74,657).

REVENUE EXPENDITURE

For Divisions I, II and III

8. The final sanctioned grants amounted in the aggregate to Rs. 48,31,94,957.

	Rs.
Budget Grants	... 41,26,78,030
Unexpended Grants for previous years renewed for Expenditure	... 4,74,49,677
Additional grants	... 2,30,70,750
Less—Transfer to the Advance and Suspense Account	... 3,500
Final sanctioned grants	... <u>48,31,94,957</u>

The transfers from one Budget Head to another without affecting the total Budget Provisions for the year amounted to Rs. 82,57,574.

Against the final grants for the year aggregating to Rs. 48,31,94,957 as stated above the actuals amounted to Rs. 39,80,07,224 leaving an unexpended balance of Rs. 8,51,87,733 at the close of the year. Of this sum of Rs. 6,24,04,676 is being renewed for expenditure during 1969-70 against Rs. 50,30,81,840 in 1968-69 and the Balance of Rs. 2,27,83,057 is being allowed to lapse.

9. The percentage of establishment to the total expenditure for 1968-69 and the previous year is as given below :—

Divisions	Percentage to total expenditure during	
	1968-69	1967-68
I	32.19	31.72
II	28.31	29.98
III	28.92	31.53

LOAN WORKS EXPENDITURE (CITY)

10. The opening balance on 1st April 1968 on account of Loan Funds excluding the Trust Fund was Rs. 1,83,31,488. Loans aggregating to Rs. 11,07,72,590 were raised during the year. A credit of Rs. 17,57,507 was received on account of transfer of stores under Capital Stock. Thus the total loan funds available for expenditure during the year were Rs. 13,08,61,585. Out of this an amount of Rs. 23,80,290 has been reserved for purchase of Capital Stock. Thus the net amount available for expenditure was Rs. 12,84,81,295. The total expenditure incurred during the year amounted to Rs. 7,80,79,537 leaving a balance of Rs. 5,04,01,758 in the loan funds at the close of the year.

The following statement compares the expenditure on Capital Works with the Budget and Revised Estimates during the last three years.

Year	Loans Funds			Percentage of actuals to Budget Estimates.	Percentage of actuals to Revised Estimates.
	Budget Estimates.	Revised Estimates.	Actuals		
	Rs.	Rs.	Rs.		
1966-67 ...	20,36,32,700	21,18,65,364	10,12,52,981	50	48
1967-68 ...	19,36,06,135	21,40,84,711	12,13,41,475	63	57
1968-69 ...	18,35,17,930	15,35,99,780	7,80,79,537	43	51

The percentage of actual expenditure to the funds available works out to ■. 70.

Suburbs

The amount of New Loan proposed in the Budget as well as Revised Estimates for 1968-69 was Rs. 1½ crores and that actually raised to finance Capital Works Expenditure including purchase of Plant and Machinery was Rs. 1,32,50,000.

The Opening Balance on the 1st April 1968 on account of Loan Funds and Trust Fund was Rs. NIL. Adding to this Rs. 1,32,50,000 raised during the year, the total funds available for expenditure were Rs. 1,32,50,000. The total expenditure incurred during the year amounted to Rs. 2,40,78,845.

The excess expenditure of Rs. 1,08,28,845 is met from Surplus Moneys as per C. R. No. 1699 of 24-3-1969.

The following statement compares the expenditure on Capital Works with the Budget and Revised Estimates during the last three years.

Year	LOAN FUND			Percentage of actuals to Budget Estimates	Percentage of actuals to Revised Estimates
	Budget Estimates	Revised Estimates	Actuals		
	Rs.*	Rs.*	Rs.		
1966-67 ...	3,32,84,500	6,05,71,900	1,58,49,540	46	26
1967-68 ...	5,05,49,858	6,88,80,377	2,32,83,997	46	34
1968-69 ...	4,74,60,400	4,26,64,800	2,40,78,845	51	56

* The figures in the above columns marked * do not include the amounts of Subvention.

The revised estimates for 1968-69 adopted by the Corporation were Rs. 4,26,64,800 including Rs. 1,00,000 on account of Subvention.

Extended Suburbs

The Opening Balance on the 1st April 1968 on account of Loan Funds but excluding Trust Fund was Rs. NIL. Adding to this Loan of Rs. 55 lakhs raised during the year, the total funds available for expenditure were Rs. 55,00,000. The total expenditure incurred during the year amounted to Rs. 1,65,65,718. The excess expenditure of Rs. 1,10,65,718 is met from Surplus monies as sanctioned under C. R. No. 1699 of 24-3-1969.

The following statement compares the expenditure on the Capital works with the Budget and Revised Estimates during the last 3 years —

Year	LOANS AND TRUST FUNDS			Percentage of actuals to Budget- Estimates	Percentage of actuals to Revised Estimates
	Budget Estimates	Revised Estimates	Actuals		
	Rs.	Rs.	Rs.		
1966-67	1,75,54,850	2,19,86,900	73,37,084	42	33
1967-68	2,35,32,200	3,77,76,500	1,63,26,251	59	43
1968-69	3,18,39,500	2,69,82,900	1,65,65,718	52	61

SINKING FUND (CITY).

11. The book value of investment of the Sinking Fund as on 31-3-1969 amounted to Rs. 20,10,32,808 made up of Rs. 20,10,32,733 being the book value of securities and Rs. 75 in cash with the State Bank of India. Valuing the Municipal and Improvement Trust Debentures at par the market value of the Sinking Fund investments held on 31st March 1969 comes to Rs. 20,06,38,167. This together with the amount of interest accrued upto 31st March 1969 viz. Rs. 20,49,386 and cash with the State Bank of India Rs. 75 brings the total amount of Sinking Fund to Rs. 20,26,87,628 and more than covers the amount viz. Rs. 18,87,44,325 to which the Sinking Fund should have accumulated upto 31st March 1969. The excess in the Sinking Fund Account was thus Rs. 1,39,43,303.

Suburbs.

The book value of investments of Sinking Fund as on 31st March 1969 amounted to Rs. 5,06,17,661 made up of Rs. 5,06,17,646 being the book value of securities and Rs. 15 in cash with the State Bank of India. Valuing the Municipal Debentures at par the market value of Sinking Fund investments held on 31st March 1969 comes to Rs. 5,00,05,934. This together with the amount of interest accrued upto 31st March 1969 viz. Rs. 7,43,624 and cash with the State Bank of India Rs. 15 brings the total amount of Sinking Fund to Rs. 5,07,49,573 and more than covers the amount viz. Rs. 4,75,67,020 to which the Sinking Fund should have accumulated upto 31st March 1969. The excess in the Sinking Fund Account was thus Rs. 31,82,553.

Extended Suburbs

The book value of investment of the Sinking Fund as on 31st March 1969 amounted to Rs. 1,11,99,673 made up of Rs. 1,11,99,600 being the book value of the securities and Rs. 73 in cash with the State Bank of India, Bandra. Valuing the Municipal Debentures at par, the market value of Sinking Fund investment held on 31st March 1969 comes to Rs. 1,11,39,600. This together with the amount of interest accrued upto 31st March 1969 viz. Rs. 1,85,313 and cash with the State Bank of India, Bandra, Rs. 73, brings the total amount of Sinking Fund to Rs. 1,13,24,986 and more than covers the amount viz. Rs. 1,09,16,601 to which the Sinking Fund should have accumulated upto 31st March 1969. The excess in the Sinking Fund investment Account was thus Rs. 4,08,385.

INVESTMENT (CITY)

12. The details of aggregate investments made during the year are as follows :—

	Amount	Average No. of days
	Rs.	
(1) Fixed Deposits	15,37,00,000	139.64
(2) Call Deposits	4,25,00,000	27.03
(3) Current Account Deposits	42,08,000	10.72
	20,04,08,000	

The interest earned during the year amounted to Rs. 28,34,077 and the details are as follows :—

	Rs.
On Fixed Deposits	27,05,446
On Call Deposits	1,27,747
On Current Account Deposits	884
Total	28,34,077

The average rates of interest on Fixed Deposits, Call Deposits and Current Account Deposits were 4.60 per cent. 4.06 per cent. and .71 per cent. as against 5.30 per cent. 4.35 per cent. and .96 per cent. for the preceding year respectively. The rates realised on Fixed Deposits ranged from 4 per cent. to 6 per cent. on Call Deposits from 3 per cent. to 4.50 per cent. and on Current Account Deposits from .50 per cent. to 1 per cent.

The maximum rates realised on Fixed Deposits, Call Deposits and Current Account Deposits during the preceding year were 7 per cent., 4.50 per cent. and 1 per cent. respectively.

Suburbs

The details of aggregate investments made during the year are as follows :—

	Amount	Average No. of days
(1) Fixed Deposits	Rs. Nil.	Nil.
(2) Call Deposits	Nil.	Nil.

The interest earned during the year amounted to Rs. 1,67,800 and the details are as follows :—

(1) On Fixed Deposits	Rs. Nil.
(2) On Call Deposits	Nil.
(3) On Investments in Public Securities	1,67,800
Total	1,67,800

EXTENDED SUBURBS

The details of aggregate investments made during the year were as follows :—

	Amount	Average No. of days.
(1) Fixed Deposits	Rs. 15,00,000	194

The interest earned during the year amounted to Rs. 3,74,120 and the details are as follows :—

(1) Fixed Deposits	Rs. 40,527
(2) On Investment in Public Securities	3,33,593
Total	3,74,120

The average rate of interest realised on Fixed Deposits was Rs. 5.08 per cent. as against 5.50 per cent. of the preceding year :—

RESERVE STOCK

13. The opening balance and the receipt of General Stores during the year as per books maintained in this office were Rs. 55,53,317 and Rs. 50,76,077 respectively and the issues amounted to Rs. 43,71,669. The closing Balance of General Stores was therefore Rs. 62,57,725 i.e., more by Rs. 7,04,408 than the opening balance.

As against this the outstanding balance on 31st March 1969 according to Controller of Stores is Rs. 9,34,202. The difference of Rs. 53,23,523 is due to adjustment in respect of stores, etc., issued by the Controller of Stores to the departments not having been returned by them to this office in time for being adjusted in the accounts of 1968-69. The Opening Balance and the receipt of General Stores of Foras Road Depot during the year as per this office book were Rs. 3,07,522 and Rs. 1,40,231 respectively and issues amounted to Rs. 1,99,922. The Closing Balance of General Stores, Foras Road Depot was Rs. 2,47,831 i.e., less by Rs. 59,691.

CAPITAL STORES

14. The Opening Balance of Rs. 2,07,08,720 together with the receipts of Capital Stores during the year viz., Rs. 83,25,132 aggregated to Rs. 2,90,33,852. As against this the issues during the year aggregated to Rs. 1,00,68,000 thus resulting in the decrease of Rs. 17,42,868 in the closing Balance of Capital Stores viz., Rs. 1,89,65,852 compared with the Opening Balance. The Opening Balance and the Receipts of Capital Stores Foras Road Depot were Rs. 59,487 and Rs. 54,976 respectively and issues amounted to Rs. 69,615 thus resulting in and decrease of Rs. 14,639 in the Closing Balance of Capital Stores Foras Road Depot viz., Rs. 44,848 compared with Opening Balance.

STREET IMPROVEMENTS (CITY)

15. The provision made in the Revised Loan Works Budget for meeting claims on account of acquisition of set backs was Rs. 28,87,700 the expenditure being Rs. 26,67,689. This leaves a balance of Rs. 2,20,011. After deducting all ascertained time barred claims the undischarged commitments upto 31st March 1969 in regard to set backs already acquired and sanctioned to be acquired amount to Rs. 56,47,000.

SUBURBS

The provision made in the Revised Loan Works for meeting claims on account of acquisition of set backs was Rs. 15,00,000 the expenditure being Rs. 15,00,000. This leaves a balance of Rs. Nil.

LEVELLING, METALLING, ETC., PRIVATE STREETS

16. The expenditure on the Improvement of Private Streets is financed in the first instance from Plant and Machinery Depreciation Fund pending recovery from the House owners.

The following statement shows the figures of advance sanctioned, expenditure incurred and recoveries made during the last three years.

Year.	Expenditure.				Recoveries inclusive of interest and supervision charges.
	Actual Expenditure of work.	Supervision charges.	Interest, etc. Advances.	Total.	
	Rs.	Rs.	Rs.	Rs.	Rs.
1966-67	34,067	34,067	175
1967-68	35,762	35,762	250
1968-69	47,621	47,621	280

Balance of supervision charges outstanding as on 31st March 1969 is Rs. 6,303.

IMPROVEMENT SCHEME

General Account

17. The total income for the year amounted to Rs. 2,17,78,490 against Rs. 2,00,24,795 for the previous year showing a net increase of Rs. 17,53,695 viz., increase of (1) Rs. 5,82,301 under Rent and other proceeds of properties (2) Rs. 5,12,897 under Contribution from Municipal Corporation (3) Rs. 6,13,378 under Grant-in-aid from Government for meeting the deficit in General Account (4) Rs. 6,435 under Interest and Profit on investments (5) Rs. 38,684 under Miscellaneous.

EXPENDITURE

18. The total expenditure for the year aggregated to Rs. 1,94,83,292 against Rs. 2,20,91,618 for the previous year showing a decrease of Rs. 26,08,376. This is made up of decrease of (1) Rs. 26,65,875 under Maintenance of Properties and Streets counterbalanced by increase of (1) Rs. 57,499 under Debt Charges. The expenditure of Rs. 1,94,83,292 comprises of expenditure of Rs. 93,12,344 under Maintenance of Properties and Streets inclusive of the cost of Management and Establishment and Rs. 1,01,70,948 under Debt Charges. The surplus of Rs. 22,95,198 in the General Account is transferred to Capital Account.

19. The loan liabilities at the beginning of the year stood at Rs. 16,06,01,731. A loan of Rs. 75,00,000 was raised during the year. The repayment of loan during the year amounted to Rs. 41,47,152 out of which Rs. 11,72,152 were repaid to Government on the basis of equated payment and Rs. 29,75,000 to the Debenture-Holders. The outstanding loan liabilities at the close of the year thus stood at Rs. 16,39,54,579.

Out of this the amount outstanding on account of Government Loans aggregating to Rs. 6,52,01,079 requires some explanation. All the debentures in respect of loans aggregating to Rs. 4,76,00,000 originally raised from Government have now been repurchased according to the approved programme for Sinking Fund Investment. The liability to Government on this account is therefore only Rs. 1,76,01,079.

CAPITAL ACCOUNT

20. The Opening Balance on 1st April 1968 was Rs. 31,64,764. During the year under report receipt on account of sale proceeds of lands and buildings amounted to Rs. 4,88,646 and a loan of Rs. 75,00,000 was raised. The total funds available were thus Rs. 1,11,53,410. The total expenditure incurred amounted to Rs. 68,23,029. The surplus in the General Account for the year which amounted to Rs. 22,95,198 was transferred to the Capital Account. The unspent balance at the close of the year stood at Rs. 66,25,580.

EXPENDITURE ON SCHEMES

21. The actual expenditure incurred during the year on Schemes amounted to Rs. 68,23,029 as against the Revised Estimates of Rs. 1,07,91,500 including Rs. 8,98,000 on account of cost of management and establishment.

SINKING FUND

22. The position of the Sinking Fund is as shown below :—

Amount of Fund on 1st April 1968	Interest, etc., realisation	Sinking Fund Instalment	Withdrawn for payment	Amount of Fund on 31st March 1969
Rs.	Rs.	Rs.	Rs.	Rs.
7,49,86,079	35,32,706	17,66,190	29,75,000	7,73,09,975

The Sinking Fund as on 31st March 1969 amounts to Rs. 7,73,09,975 of which Rs. 7,73,09,738 represent the book value of the securities and Rs. 237 in cash with the State Bank of India. Valuing the Bombay Improvement Trust and Municipal Debentures at par the market value of the Sinking Fund Investments held on 31st March 1969 comes to Rs. 7,76,84,453. This together with the amount of interest accrued upto 31st March 1969 viz. Rs. 1,84,867 and cash with the State Bank of India viz. Rs. 237 brings the total amount of Sinking Fund to Rs. 7,78,69,557 against Rs. 6,06,04,483 the amount to which the Sinking Fund should have accumulated upto 31st March 1969. The excess in the Sinking Fund investment account is thus Rs. 1,72,65,074.

23. The gross capital liabilities of the Improvement Schemes stood at Rs. 16,87,13,069 at the close of the year and the Assets at Rs. 39,23,73,491 including the book value of the Funds comprised in Schedules 'W' and 'X' resulting in a surplus of Rs. 22,36,60,422.

SLUM CLEARANCE ACCOUNT

General Account (City and Suburbs)

CITY SECTION

INCOME

24. The total income for the year amounted to Rs. 15,98,353 against Rs. 16,31,246 for the previous year showing a net decrease of Rs. 32,893. This is made up of increase of Rs. 62,016 under Rent and other proceeds of the properties counterbalanced by decrease of Rs. 94,909 under Interest and Profits on investments.

Expenditure

The expenditure for the year amounted to Rs. 22,19,964 as against Rs. 25,81,843 for the previous year showing a decrease of Rs. 3,61,879. This is made up of Rs. 3,10,540 under Maintenance of Properties and Streets and Rs. 51,339 under Debt Charges. The expenditure of Rs. 22,19,964 comprises of (1) Rs. 5,75,226 under Maintenance and Properties, etc., and (2) Rs. 16,44,738 under Debt Charges. Deficit of Rs. 6,21,611 was transferred to Capital Account.

SUBURBAN SECTION

INCOME

The total income for the year amounted to Rs. 3,96,841 against Rs. 2,56,675 for the previous year showing a net increase of Rs. 1,40,166. This is made up of increase of Rs. 94,956 under Rent and other Proceeds of properties and (2) Rs. 45,210 under Interest and profits on investments.

Expenditure

The Expenditure for the year amounted to Rs. 15,09,577. This is made up of Rs. 96,971 under Maintenance of Properties and Streets and Rs. 14,12,606 under Debt Charges. The net deficit of Rs. 11,12,736 was transferred to Capital Account.

SLUM CLEARANCE CITY

Capital Account

25. (1) The Opening Balance on 1st April 1968 was Rs. 35,97,605. The amount of Rs. 10,14,606 was received from Government as Loan. An amount of Rs. 6,18,719 was received from Government as Subsidy. The sale of proceeds amounted to Rs. 332. Thus the total funds available for expenditure were Rs. 52,31,262. The total expenditure amounted to Rs. 8,01,831. The deficit in the General Account amounting to Rs. 6,21,610 was transferred to Capital Account. The unspent balance at the close of the year stood at Rs. 38,07,821.

Sinking Fund

(2) The position of the Sinking Fund is shown below :—

Amount of Fund on 1st April 1968	Interest realisation	Sinking Fund Instalment	Withdrawn for payment	Amount of Fund on 31st March 1969
Rs.	Rs.	Rs.	Rs.	Rs.
29,37,948	1,35,435	4,74,782	...	35,48,165

The Sinking Fund on 31st March 1969 amounts to Rs. 35,48,165 of which Rs. 35,48,102 represent the book value of the Securities and Rs. 63 in cash with the State Bank of India. Valuing the Bombay Improvement Trust and Municipal Debentures at par, the market value of the Sinking Fund Investment held on 31st March 1969 comes to Rs. 35,48,900. This together with the amount of interest accrued upto 31st March 1969 viz. Rs. 8,297 and cash with the State Bank of India viz. Rs. 63 brings the total amount of Sinking Fund to Rs. 35,57,260 against Rs. 35,13,682 the amount of which the Sinking Fund should have accumulated upto 31st March 1969. The excess in Sinking Fund Investment account is thus Rs. 43,578.

SLUM CLEARANCE (SUBURBS)

Capital Account

(3) The Opening Balance on 1st April 1968 was Rs. 39,35,053.

In addition to this an amount of Rs. 25,907 was received as Loan from Government. The sales proceeds of lands and buildings amounted to Rs. 75,117. A loan of Rs. 25,00,000 was raised from the public. The total funds available for expenditure were Rs. 65,36,077. The total expenditure amounted to Rs. 15,88,691 and deficit in the General Account amounting to Rs. 11,12,735 is transferred to Capital Account. The unspent balance at the close of the year stood at Rs. 38,34,651.

(4) The position of Sinking Fund is as follows:—

Amount of Fund on 1st April 1968	Interest realisation	Sinking Fund instalment	Withdrawn for payment	Amount of Fund on 31st March 1969
Rs.	Rs.	Rs.	Rs.	Rs.
8,14,972	41,344	3,52,760	...	12,09,076

The Sinking Fund as on 31st March 1969 amounts to Rs. 12,09,076 of which Rs. 12,08,670 represent the book value of the securities and Rs. 406 in cash with the State Bank of India. Valuing the Bombay Municipal Debentures at par, the market value of the Sinking Fund Investment held on 31st March 1969 comes to Rs. 12,08,700. This together with the amount of interest accrued upto 31-3-1969 viz. Rs. 526 and cash with the State Bank of India viz. Rs. 406 brings the total amount of the Sinking Fund to Rs. 12,09,632 against Rs. 11,83,018 the amount to which the Sinking Fund should have accumulated upto 31st March 1969. The excess in the Sinking Fund Investment account is thus Rs. 26,614.

Education Fund

26. (i) The following summarises the transactions for the year pertaining to Revenue and the Actuals for the preceding year:—

	1968-69.			Actuals for 1967-68.
	Budget Estimates.	Revised Estimates.	Actuals.	
	Rs.	Rs.	Rs.	Rs.
Opening Balance ...	53,28,000	84,53,000	84,52,712	43,73,500
Income ...	7,94,08,760	8,32,85,270	8,20,23,526	7,76,76,705
Expenditure ...	8,36,93,615	8,46,32,752	8,25,97,770	7,66,76,426
	— 42,84,855	— 13,47,482	— 5,74,244	10,00,279
Balance ...	10,43,145	71,05,518	78,78,468	53,73,779
Deduct Reservations for Advances	— 4,51,000	7,65,935	— 30,78,933
	10,43,145	75,56,518	71,12,533	84,52,712

(ii) Details of reservation of Advances, etc., are Increase in—

	Rs.	Rs.
Miscellaneous Advances ...	1,43,384	
Renewed Grants ...	6,45,351	7,88,735
Deduct—		
Decrease in Advances for Plant and Machinery ...		22,800
Net Increase ...		7,65,935

(iii) The net unhypothecated Surplus Cash Balance on 31st March, 1969 was as under:—

Liability.	Rs.	Assets.	Rs.
Miscellaneous Advances ...	11,84,997	Surplus Revenue Fund as per Appendix No. 31 ...	82,97,530
Minimum required by law ...	20,000		
Surplus Cash Balance ...	70,92,533		
	82,97,530		82,97,530

(iv) The Loan Liabilities at the beginning and at the end of the year were as under :—

Outstanding Debt on 1st April 1968.	Loans raised during the year.	Repayment during the year.	Outstanding debt on 31st March 1969
Rs. 7,29,10,500	Rs. 47,50,000	Rs. ...	Rs. 7,76,60,500

(v) The position of Sinking Fund is shown below :—

Amount of Fund on 1st April 1968.	Interest, etc. realised.	Sinking Fund instalments.	Total.	Withdrawn for payment of Loans.	Amount of Fund on 31st March 1969
Rs. 2,50,60,864	Rs. 13,60,180	Rs. 44,50,474	Rs. 3,08,71,518	Rs. ...	Rs. 3,08,71,518

The value of Securities held in the Sinking Fund Account on the basis of market rates prevailing on 31st March 1969 including accrued interest and cash exceeded the actuarial amount of the Sinking Fund by Rs. 14,95,239 which is held in the Sinking Fund Account.

Income

(vi) The estimated income for the year was Rs. 7,94,08,760 and the Revised Estimates was Rs. 8,32,85,270. The actuals amounted to Rs. 8,20,23,526 resulting in increase of Rs. 26,14,766 on the Budget Estimates and a decrease of Rs. 12,61,744 on the Revised Estimates. The rate of Education Cess was continued at 2 1/2 per cent. of rateable value on Buildings and Lands, the rateable value of each of which is not less than Rs. 300 per annum and 2 per cent. of the rateable value on buildings and lands, the rateable value of each of which is less than Rs. 300 per annum but not less than Rs. 75 per annum.

Expenditure

(vii) The final sanctioned grant amounted in the aggregate to Rs. 9,01,51,337 as follows :—

Budget Grants	Rs. 8,36,93,615
Unexpended Grants for previous years renewed for expenditure	Rs. 28,47,900
Additional Grants	Rs. 36,09,822
Final sanctioned Grant	Rs. 9,01,51,337

The transfers from one Budget to another without affecting the total Budget Provision of the year amounted to Rs. 71,510.

(viii) Against the final grant of the year aggregating to Rs. 9,01,51,337 as stated above, the actuals amounted to Rs. 8,25,97,770 leaving an unexpended balance of Rs. 75,53,567 at the close of the year. Of this, a sum of Rs. 37,08,970 is being renewed for expenditure during 1969-70 against Rs. 28,47,900 in 1968-69, the balance *viz.*, Rs. 38,44,597 being allowed to lapse as savings.

(ix) The percentage of Establishment cost inclusive of expenditure on Dearness Allowance, Provident Fund and Pension etc. Charges to the total expenditure for 1968-69 as compared with the previous year's percentage is given below :—

	Percentage to the total expenditure during.	
	1968-69	1967-68
(1) Establishment	69.78	72.56
(2) Labour	7.65	7.40

Loan Funds

(x) The Opening Balance on 1st April 1968 on account of Loan Funds excluding the Trust Funds was Rs. 60,62,465. The amount of new loan proposed in the Budget for 1968-69 was Rs. 50 lacs. A loan of Rs. 47.50 lacs was raised during the year. The total loan Funds available for expenditure during the year thus amounted to Rs. 1,08,12,465.

The expenditure incurred on Loan Works during the year amounted to Rs. 96,10,376. The expenditure on account of Advance for purchase of furniture for new school buildings during the year was Rs. 4,45,046. The entire amount of advance *viz.*, Rs. 33,30,171 was recouped in one instalment during the year as sanctioned under C. R. No. 1709 of 26-3-1969. The closing balance at the end of the year was Rs. 40,87,214.

(ix) The following statement contrasts the expenditure on Capital Works with the Budget and the Revised Estimates during the last three years :—

Year	LOAN AND TRUST FUND			Percentage of actuals to Budget Estimates	Percentage of actuals to Revised Estimates
	Budget Estimates	Revised Estimates	Actuals		
1966-67	Rs. 59,99,000	Rs. 1,72,38,700	Rs. 34,60,982	58	20
1967-68	1,87,20,000	1,73,21,500	71,82,987	38	41
1968-69	1,87,56,000	1,46,86,500	96,10,376	51	65

The above figures do not include the amount on purchase of furniture for new school buildings.

The percentage of actual expenditure to the funds available works out to 89.

(xii) The book value of investments of Sinking Fund as on 31st March 1969 amounted to Rs. 3,08,71,518 made up of Rs. 3,08,71,340 in Securities and Rs. 178 in cash with the State Bank of India. Valuing the Municipal Debentures at par, the market value of the Sinking Fund investment held on 31st March 1969 comes to Rs. 3,04,46,740. This together with the amount of interest accrued upto 31st March 1969 viz. Rs. 4,50,483 and cash with the State Bank of India viz. Rs. 178 brings the total amount of Sinking Fund to Rs. 3,08,97,401 and more than covers the amount of Rs. 2,94,02,162 to which the sinking Fund should have accumulated upto 31st March, 1969. The excess in Sinking Fund Account was Rs 14,95,239.

(xiii) The total amount invested during the year in Call and Fixed Deposit was Rs. 1,58,00,000 and the average rate of interest on all Deposits was 4.94 per cent., as against 5.12 per cent. in the preceding year.

(R. G. GULGULE),
Chief Accountant.

APPENDICES

MUNICIPAL ACCOUNT

- No. 1.—General Financial Statistics.
 No. 2.—Statement of Surplus Revenue Fund for 1968-69.
 *No. 3.—Statement showing the Income realised during 1968-69 as compared with estimates for the year as also with the actuals for the preceding year.
 *No. 4.—Statement showing the expenditure during 1968-67 as compared with the final sanctioned grants.
 No. 5.—Balance Sheet (Revenue) as at 31st March 1969.—City, Suburbs & Extended Suburbs.
 *No. 6.—Statement of Special Funds for 1968-69.
 No. 7.—Balance Sheet (Capital Funds) as at 31st March 1969. . . City, Suburbs & Extended Suburbs.
 No. 8.—Block Account, Summary, (excluding details). City, Suburbs and Extended Suburbs.
 *No. 9.—Statement showing (1) the total amount of Municipal loans raised (2) the expenditure incurred there against and (3), the invested balance of the loans on 31st March 1969.
 *No. 10.—Statement showing the actual investment on account of the Sinking Fund of different Municipal Loans upto 31st March 1969 compared with the amounts which should have accumulated upto that date on the basis of the fixed instalments and the sums set aside as Sinking Fund as at 31st March 1969.
 No. 11.—Statement showing outstanding loans due by the Municipality, the interest outstanding on 1st April 1968 on the different loans, the amount payable for the year 1968-69, the amount paid by the State Bank of India and in office during that year and the balances outstanding on 31st March 1969. . . City, Suburbs & Extended Suburbs.
 *No. 12.—Water Works, Income and Expenditure Account.
 *No. 12A.—Water Works Assets and Liabilities.
 *No. 13.—Markets and Slaughter Houses, Income and Expenditure Account for 1968-69.
 *No. 14.—Municipal Printing Press, Income and Expenditure for the year 1968-69.
 *No. 14A.—Statement of Advance of Accounts for 1968-69.
 *No. 14B.—Statement of Advance Accounts out of Special Funds for 1968-69.
 *No. 14C.—Statement of Deposit Accounts for 1968-69.
 *No. 14D.—Statement of Reserve Stores Stock Accounts for 1968-69.
 *No. 14E.—Statement of interest accrued but not paid in respect of the Municipal loans outstanding on 31st March 1969.
 *No. 14E(1)—Since deleted.
 No. 15.—Statement of amounts of receipts and expenditure respectively, credited and debited to the Municipal Fund during the year 1968-69 and the balance at the credit of the fund at the close of the year 1968-69 (i. e., 31st March 1969). . . City, Suburbs & Extended Suburbs.
 *No. 16.—Comparison of Face, Purchase and Market values at 31st March 1969 of the different securities held in the Special Funds.
 *No. 16A.—Comparison of Face, Purchase and Market values at 31st March 1969 of the different securities held in the Sinking Funds.
 *No. 16B.—Statement showing the amount of and the object for which the donations held under Public Monuments Maintenance Fund were received from different parties upto 31st March 1969.
 *No. 16C.—Statement showing the amount of and the object for which the endowments held under Endowments Fund were received from different parties upto 31st March 1969.
 *No. 17.—Since deleted
 *No. 18.—Statement of the Income of the Bombay Municipality from 1960-61 to the close of the financial year 1968-69.
 *No. 19.—Statement of the Expenditure of the Bombay Municipality from 1960-61 to the close of the financial year 1968-69.
 *No. 20.—Contrasted statement of Income and Expenditure from the year 1960-61 to the financial year 1968-69.

IMPROVEMENT SCHEMES ACCOUNT

- *No. 21.—General Financial Statistics.
 No. 22.—General Account for the year 1968-69.
 No. 22A.—Slum Clearance Account City (General Account).
 No. 22B.—Slum Clearance Account Suburban (General Account).
 *No. 23.—General Account for 1968-69—Details of Income.
 *No. 23A.—General Account Slum Clearance (City) for 1968-69 details of Income
 *No. 23B.—General Account Slum Clearance (Sub.) for 1968-69 details of Income.
 *No. 24.—General Account for 1968-69—Details of Expenditure.
 *No. 24A.—General Account Slum Clearance (City) for 1968-69 details of Expenditure.
 *No. 24B.—General Account Slum Clearance (City) for 1968-69 details of Expenditure.
 No. 25.—Balance sheet (Capital Account) as at 31st March 1969.
 No. 25A.—Balance sheet Slum Clearance City.
 No. 25B.—Balance sheet Slum Clearance Suburbs.
 No. 26.—Block Account showing Capital Expenditure upto 31st March 1969.
 No. 26A.—Block Account showing Capital Expenditure upto 31st March 1969—for Slum Clearance City.
 No. 26B.—Block Account showing Capital Expenditure upto 31st March 1969 for Slum Clearance Suburbs & Extended Suburbs.
 *No. 27.—Statement showing scheduled land as specified in the Schedules W to Z annexed to Act XIII of 1933.
 *No. 28.—Statement showing the actual investments on account of the Sinking Fund of different Improvement Trust 31st March 1969.
 *No. 28A.—Statement showing actual investments on account of Sinking Fund for Slum Clearance upto 31st March 1969 compared with the amounts which should have accumulated upto that date on the basis of the fixed instalments and the sums set aside as Sinking Fund, as at 31st March 1969.
 *No. 28-B.—Slum Clearance (Suburb) Sinking funds as on 31-3-1969.
 No. 29.—Statement showing outstanding loans of the Bombay Improvement Trust due by the Municipality, the interest outstanding on 1st April 1968 on the different loans, the amount payable for the year 1968-69, the amount paid during the year and the balances outstanding on 31st March 1969.
 No. 29A.—Statement showing outstanding loan of the Slum Clearance Scheme (City) Budget B' etc.
 *No. 30.—Comparison of Face, Purchase and Market values at 31st March 1969 of the different securities held in the Sinking Fund.
 *No. 30A.—Comparison of Face, Purchase and Market values at 31st March 1969 of the different securities held in the Slum Clearance.

EDUCATION FUND

- No. 31.—Revenue Account for the year ended 31st March 1969.
 *No. 32.—Statement showing Net Receipts during the year 1968-69 from all sources as contrasted with the original and Revised Budget Estimates.
 *No. 33.—Statement showing actuals Expenditure as compared with the final sanctioned grants for 1968-69.
 No. 34.—Revenue Account Balance Sheet as at 31st March 1969.
 No. 35.—Capital Fund Balance Sheet as at 31st March 1969.
 *No. 36.—Block Account showing details of Capital Expenditure upto 31st March 1969.
 No. 37.—Statement showing outstanding loan due by the Municipality, the interest outstanding on 1st April 1965 on different loans, the amount payable for the year 1968-69 the amount paid by the State Bank of India and in office during that year and the balances outstanding on 31st March 1969.
 *No. 38.—Statement showing the actual investment on account of the sinking Fund of different Education Loans upto 31st March 1969 compared with the amounts which should have accumulated upto that date on the basis of the fixed instalments and the sums set aside as Sinking Fund as at 31st March 1969.
 *No. 39.—Statement of Advances for 1968-69.
 *No. 39A.—Statement of Deposit Accounts for 1968-69.
 *No. 39B.—Statement of interest accrued but not paid in respect of the Municipal loans outstanding on 31st March 1969.
 No. 40.—Statement showing the amounts of receipts and Expenditure respectively credited and debited on the Education Fund during the year 1968-69 and the balance at the credit of the fund at the close of the year 1968-69. (i. e. 31st March 1969).
 *No. 41.—Comparison of Face, Purchase and Market values at 31st March 1969 of the different securities held in the Sinking Fund.
 *No. 41.A.—Statement showing the amount of and object for which the endowments held under the Endowment Fund were received from different parties upto 31st March 1969.

APPENDIX No. 1.

General Financial Statistics.

	1964-65.	1965-66.	1966-67.	1967-68.	1968-69.
<i>General</i>					
1. Area of the Greater Bombay (acres)	1,08,315	1,08,787	1,08,787	1,08,787	1,08,787
2. Population ...	*41,52,056	*41,52,056	*41,52,056	*41,52,056	*41,52,056
<i>Rates and Assessments.</i>					
3. Rateable value Rs.	50,02,90,389	52,26,84,099	58,80,67,789	65,09,99,063	67,99,12,798
4. Rateable value per head of population.	Rs. 120-49	Rs. 125-89	Rs. 141-63	Rs. 152-96	Rs. 163-75
5. Properties registered in the Assessment Book	1,57,725	1,67,901	1,78,993	1,86,378	1,92,381
<i>Income.</i>					
	Rs.	Rs.	Rs.	Rs.	Rs.
	at 24 per cent.	at 24 per cent.	at 24 per cent.	at 24 per cent.	at 24 per cent.
6. General Tax ...	9,73,74,201	10,40,38,719	11,79,91,593	12,60,48,283	14,89,18,415
7. Income from other sources ...	15,04,89,226	20,79,62,432	25,40,72,497	25,26,31,321	26,71,00,095
Total Income Rs.	24,78,63,427	31,20,01,151	37,20,64,090	37,86,79,604	41,60,18,510
8. Incidence of Taxation per head ...	Rs. 48.75	Rs. 64.45	Rs. 78.03	Rs. 79.10	Rs. 89.13
<i>Loans</i>					
	Rs.	Rs.	Rs.	Rs.	Rs.
9. Debt outstanding ...	63,54,56,252	69,92,24,580	77,24,66,728	87,55,20,530	98,15,62,981
10. Redemption and Sinking Funds in hand or invested ...	19,92,50,877	22,32,25,488	22,85,97,049	23,52,45,783	26,28,50,142
11. Net Loan Debt ...	43,62,05,375	47,59,99,092	54,38,69,679	64,02,74,747	71,87,12,839
12. Net Debt per head of population ...	Rs. 105.50	Rs. 114.64	Rs. 130.99	Rs. 154.21	Rs. 173.10
<i>Expenditure</i>					
	Rs.	Rs.	Rs.	Rs.	Rs.
13. Water Works—					
Maintenance	2,06,24,250	2,35,39,588	2,63,52,239	3,16,90,158	3,13,69,598
Debt Charges ...	3,29,49,026	3,70,00,082	3,69,57,715	3,41,44,138	4,70,11,907
14. Primary Education ...	2,87,59,244	3,27,03,880	4,60,40,770	5,90,03,780	5,99,73,600
15. Medical Relief ...	2,76,06,757	3,68,85,325	4,11,36,568	5,06,66,261	5,19,71,588
16. Other City services ...	9,70,73,137	12,78,74,357	14,65,74,688	16,50,98,200	16,80,71,010
17. Debt Charges—excluding Water Works ...	3,09,06,569	3,38,28,556	3,06,14,605	4,07,10,180	3,96,09,521
Total Expenditure Rs. ...	23,79,18,983	29,18,21,788	32,76,76,585	38,13,12,717	39,80,07,224

* As per census 1961.

APPENDIX No. 2.

Revenue Account for the year ended 31st March 1969.

Particulars	Total		Particulars.	Total.	
	Rs.	P.		Rs.	P.
To Revenue Expenditure ...	39,80,07,224.30		By Revenue Receipts ...	41,60,18,510.40	
To Balance being Surplus for the year ...	1,80,11,286.10				
	41,60,18,510.40			41,60,18,510.40	
	Rs.	P.		Rs.	P.
To Contribution towards Improvement Schemes during 1969-70 ... 1,09,46,000.00			By Surplus Revenue Fund as at 1st April 1968 ...	11,03,62,867.13	
„ Revenue Expenditure to be incurred in 1969-70 and provided for as renewed grants ... 6,24,04,676.00			„ Surplus for the year ...	1,80,11,286.10	
	7,33,50,676.00		„ Contribution towards Improvement Schemes during 1968-69 ... 1,00,45,900.00		
„ Balance being Surplus Revenue Fund as at 31st March 1969 as per Appendix No. 5 of Div. I, II, III (combined) ...	11,81,51,217.23		„ Revenue of previous years reserved for the year 1968-69 ... 5,30,81,840.00		
	19,15,01,893.23			6,31,27,740.00	
				19,15,01,893.23	

Appendix No. 5
(CITY)

Revenue Account Balance Sheet as at 31st March 1969.

LIABILITIES.	Rs.	P.	ASSETS.	Rs.	P.	
Debts—			Cash at Bank	1,57,86,399	45	
Due on Cash Bills Outstanding Account	2,32,647	59	Cash in Office	2,28,11,039	67	
Cheques payable	52,59,616	80	Municipal Loans—Interest warrants Payable Account	93,032	85	
Stores purchased, Outstanding Accounts	8,87,287	32	B. I. Trust Loans—Interest warrants Payable Account	7,692	11	
Outstanding Charges for 1968-69 and previous years	4,34,04,676	00	Interest on B. I. Trust Loans Payable Account	47,098	96	
Outstanding Charges on account of Interest accrued but not paid (<i>Vide</i> details shown in Appendix No. 14-E)	64,63,694	26	Interest Receivable Account	16,07,310	00	
Debt charges Equalization Fund [<i>Vide</i> Appendix 14E (I)]				4,03,51,973	04	
Improvement Schemes—			Debts—			
Contribution falling due in 1969-70	7,727,000	00	Due for Stores sold	40,84,421	84	
Deposits in Cash and Public Securities from Contracts and private parties (<i>Vide</i> details shown in Appendix No. 14-C)	11,42,57,260	03	Do. Foras Road Depot	23,696	73	
	17,82,32,182	00		41,10,318	57	
Public Monuments Maintenance Fund (<i>vide</i> details shown in Appendix No. 16-B)	1,31,815	74	Stock— (<i>Vide</i> Appendix No. 14-D)			
Endowments Fund (<i>vide</i> details shown in Appendix No. 16-C)	13,19,531	74	Stock (Reserve Stores)	62,57,724	83	
	14,51,347	48	Stock (Reserve Stores) Foras Road Depot	2,47,831	53	
Stock Account—			Line Suspense Account	87,460	51	
Capital Purchases Account	Dr. 7,98,884	15	Surplus & absolute Stores	6,448	32	
Stock Adjustment Account	1,386	91		65,99,465	19	
	Dr. 7,97,497	24	Capital Stores—			
Special Funds as at 31st March 1969—			Stock	23,82,076	48	
Municipal Fire and Accident Insurance Fund	23,97,462	56	Stock (Foras Road Depot.)	17,917	23	
Net Premia Fund	45,71,777	44		23,99,993	71	
Provident Fund	18,49,49,443	60	Plant and Machinery Purchased out of S.C.B.	23,51,189	96	
Fines Fund	...		Amount with D.A. (Subs.)	Div. II Div. III	5,05,45,619	92
Plant and Machinery Depreciation Fund	33,06,756	17	Amount advanced to BEST Undertaking	1,00,00,000	00	
Hospital Fund	20,40,854	32	Advances, Recoverable— (<i>Vide</i> Appendix No. 14-A)	8,77,26,181	62	
K. E. M. Hospital and G. S. M. College Equipment Fund	1,80,971	04	Deposits in G. P. notes with Central Rly. and with D. G. S. New Delhi	2,89,750	00	
G. S. M. College and K. E. M. Hospital Research Fund	1,54,628	34	Advances out of Special Funds— (<i>Vide</i> Appendix No. 14-B)			
Fidelity Guarantee Insurance Fund	3,87,627	74	Advances from Plant and Machinery Depreciation Fund for Levelling, Metalling etc., Private Streets	7,93,039	20	
Motor Vehicles Third Party Insurance Fund	14,12,936	54	Amount advanced from Net Premia Fund for the purchase of Plant and Machinery for the Municipal Printing Press	16,480	55	
Welfare Fund	...		Advances for meeting Capital Expenditure from:—			
Land (Reclamation and Acquisition) Fund	80,93,861	88	Municipal Fire and Accident Insurance Fund	9,72,321	39	
Pension Fund	6,51,65,297	76	Plant and Machinery Depreciation Fund	13,14,512	34	
Gratuities Fund	76,27,614	32	Net Premia Fund	13,39,335	83	
	28,02,89,231	71	K. E. M. Hospital & G.S.M. College Research Fund	6,038	79	
Reserve Purchase Foras Road	1,789	50	Hospital Fund	5,92,411	77	
			Land (R & A) Fund	44,18,165	05	
			G.S.M. College and K.E.M. Hosp. Equipment Fund	60,287	85	
				95,12,592	77	
			Deposits in Public Securities—			
			With the State Bank of India	59,61,008	57	
			In Office	2,79,550	00	
				62,40,558	57	
Carried Forward	45,91,77,053	45	Carried Forward	22,01,27,643	35	

Appendix No. 5—(Concl.)
(CITY)

LIABILITIES		Rs.	P.	ASSETS.				Rs.	P.	
Brought forward ...		45,91,77,053	45	Brought forward ...				22,01,27,643	35	
Surplus Revenue Fund as per Appendix No. 2 ...		17,22,29,855	04	Investments —		In Securities.	Deposits in Cash, Call, Fixed & Current A/c.			
					Rs.	P.	Rs.	P.		
				Municipal Fire and Accident Insurance Fund ...	14,25,100	00	41	17	14,25,141	17
				Net Premia, etc. on different Municipal Loans ...	32,15,888	00	73	06	32,15,961	06
				Provident Fund ...	18,49,49,119	81	323	79	18,49,49,443	60
				Plant and Machinery Depreciation Fund ...	11,98,624	00	580	63	11,99,204	63
				Hospital Fund ...	14,48,400	00	42	55	14,48,442	55
				K.E.M. Hospital and G.S.M. College Equipment Fund.	1,20,600	00	83	19	1,20,683	19
				G.S.M. College and K.E.M. Hospital Research Fund	1,48,000	00	589	55	1,48,589	55
				Fidelity Guarantee Insurance Fund ...	3,87,400	00	227	74	3,87,627	74
				Land (Reclamation & Acquisition) Fund ...	36,75,500	00	196	83	36,75,696	83
				Motor Vehicles (Third party) Insurance Fund ...	13,12,900	00	1,00,036	54	14,12,936	54
				Pension Fund ...	6,51,65,207	38	90	38	6,51,65,297	76
				Gratuities Fund ...	76,27,300	00	314	32	76,27,614	32
					27,06,74,039	19	1,02,599	75	27,07,76,638	94
				Investment of Surplus moneys In Public Securities. 3% Conversion Loan 1946 †**	37,514	57	...		37,514	57
				Public Monuments Maintenance Fund (Vide Appendix No. 16-B) ...	1,31,723	74	92	00	1,31,815	74
				Endowments Fund (Vide Appendix No. 16-C) ...	13,19,340	31	191	43	13,19,531	74
				Surplus Fund — In Securities:—	Face Value.		Book Value.			
				3 % G. P. Notes ...	900	00	432	00		
				½% Andhra Loan 1974 ...	1,10,000	00	1,07,965	00		
				½% B.M.D. Slum Sub. 62-63 ...	17,79,200	00	17,79,200	00		
				5 % B.M. Debentures ...	6,01,83,600	00	6,01,83,600	00		
				½% Do. ...	1,89,00,700	00	1,87,73,443	00		
				4 % Do. ...	56,22,700	00	56,11,178	00		
				4 % Bombay state Dev. Loan 1971. ...	3,00,000	00	3,00,000	00		
				½% B. M. Debenture ...	70,600	00	70,247	00		
				¾% Do. ...	1,19,78,500	00	1,19,78,500	00		
					9,88,46,200	00	9,83,04,565	00		
				In fixed, call, & current deposit and in cash		††	4,02,09,199	15	13,90,13,764	15
				Total ...	63,14,06,908	49			63,14,06,908	49

* For Face, Purchase and Market Values of each kind of securities held in the Special Funds please see Appendix No. 16.

† In respect of permanent deposits from lessees.

** Face Value of the securities is Rs. 40,400

†† Fixed Deposit 3,26,39,595 Call Deposit 75,00,000 Current Deposit 54,790.54 with State Bank of India 14,813,61 Total 4,02,09,199.15

APPENDIX N^o. 5

Suburbs.

Revenue Accounts Balance sheet as at 31st March 1969.

LIABILITIES.	Rs.	P.	ASSETS.	Rs.	P.
Debts—			Cash at Bank	12,28,701	92
Due on Cash Bills Outstanding Account	67,707.40		Cash in Office	56,29,142	54
Due on Cheques payable	25,17,024.59		Current Account with the State Bank of India, Bombay for payment of interest on Suburban Loans		68,57,844 45
Due on Outstanding Charges for 1968-69 and previous year (vide Appendix No. 4)	1,30,00,000.00		Bombay Municipal Corporation Loans Interest Warrants payable Account		3,10,903 72
Due on Outstanding Charges on account of interest accrued but not paid (vide details shown in Appendix No. 14)	14,84,729.11				6,514 37
Deposits in cash and public securities from contractors and private parties (vide details shown in Appendix No. 13)	3,04,05,161.31		With State Bank of India Bombay for Re-payment of Suburban Loans		71,75,262 55
	4,74,74,622.41		Plant and Machinery	25,141.82	30,500 00
Advance received from Division I	3,90,90,114.28		Less—Amount recouped		25,141 82
Public Monuments Maintenance Fund (vide details shown in Appendix No. 18)	16,317.94				
Special Funds as at 31st March 1969—			In Securities.		
Water Mains Depreciation Fund	84,207.42		Public Monuments Maintenance Fund (vide Appendix No. 18)	16,300.00	17.94
Hospital Fund	1,41,691.87		Advance to Loan Fund		1,93,44,554 25
Secondary Schools Committee Gymnasium Fund	5,704.66		Advances Recoverable (vide Appendix No. 12)—		
	2,31,603.95		Municipal Officers		2,02,398 17
Contribution to Budget 'B' for 1969-70	24,96,000.00		Departmental Works		15,76,354 01
			Private Works		8,13,167 86
			Sundries, Misc. Advances		58,53,904 49
			Advances for Improvement of Private Streets		1,73,357 66
			Purchase of Petrol and Diesel Oil		2,44,764 98
			Municipal Contractors		Cr. 13,285 17
			Demolition of Sheds		1,28,436 76
			Mechanical Transport		17,40,442 77
			Reinstatement of Trenches		2,93,361 71
					1,10,12,903 24
			Deposit in Public Securities—		
			With the State Bank of India		9,03,790 00
			With the Reserve Bank of India, Bombay		300 12
			In Office		1,51,500 00
					10,55,590 12
			Investments	Rs.	Rs.
			†Special Funds		
			Water Mains Depreciation Fund	84,199.80	7.62
			Hospital Fund	1,41,600.00	91.87
			Secondary Schools Committee Gymnasium Fund	5,626.40	78.26
				2,31,426.20	177.75
					2,31,603 95
			Surplus Fund—	Face Value.	Cost.
			6% Municipal Internal Loan 1967-68 Debentures	400	400.00
			4½% Municipal Debentures 1964-65 (Internal Loan)	27,300	27,300.00
			6% Municipal Debentures 1968-69 (Internal)	47,31,300	47,31,300.00
			6% Rs. 20 Lakh Budget 'A' Div. II 1967-68 Loan.	500	500.00
				47,59,500	47,59,500.00
			In Cash		2,76,928.54
			Deficit in Revenue Funds.		4,53,80,356 17
Total	8,93,08,658	58	Total	8,93,08,658	58

† For Face Purchase and Market Value of each kind of Securities held in the Special Funds please see Appendix No. 16.

APPENDIX No. 5

(EXTENDED SUBURBS)

Revenue Account Balance Sheet as at 31st March 1969.

LIABILITIES	Rs.	ASSETS	Rs.
Debts—		Cash at Bank	1,52,494.82
Due on Cash Bills Outstanding Account ...	27,887.90	Cash in Office	18,28,142.30
Due on Cheques payable ...	12,92,938.65	Current Account with the State Bank of India, Bombay for payment of interest on Extended Suburbs Loans ...	19,80,637.12
Due on Outstanding Charges for 1968-69 and previous years (Appendix No. 4) ...	60,00,000.00	Bombay Municipal Corporation Loans Interest Warrants payable account ...	65,142.07
Due on Outstanding Charges on account of interest accrued but not paid (Appendix No. 14) ...	4,01,884.73		4,270.00
Deposits in cash and public securities from contractors and private parties (Appendix No. 13) ...	1,45,16,035.63		20,50,049.19
Special Funds as at 31st March 1969—		Amount spent for Loan works (Vide Appendix No. 7)	1,77,23,562.01
Hospital Fund ...	94,500.00	Advances Recoverable—	
Contribution to Budget 'B' ...	7,23,000.00	Reinstatement of Trenches Municipal Officers ...	2,01,388.87
Amount transferred from Div. I ...	1,14,55,505.64	Departmental Work ...	57,952.39
		Private Works ...	5,22,719.62
		Sundries, Misc. Advances ...	6,16,268.04
		Municipal Contractors ...	22,07,284.96
		Mechanical Transport ...	Cr. 36,624.08
		Demolition of Sheds ...	85.49
			Cr. 460.00
			35,68,615.29
		Deposit in Public Securities—	
		In Office ...	2,25,700 00
		With Bank ...	2,78,850 00
			5,04,550.00
		Investments :—	
			Rs. Rs.
		†Special Funds Hospital Fund ...	94,500.00 ...
			94,500.00
		Surplus Fund—	
			Face Value. Cost.
		6% Bom. Mun. Budget 'A'	
		Div. III Internal Loan 1965-66	11,77,900 11,77,900.00
		6% Bom. Mun. Budget 'A'	
		Div. III Internal Loan 1966-67	6,92,500 6,92,500.00
			18,704.0 0 18,70,400.00
			18,70,400.00
		In Cash, Deficit in Revenue Funds	1,794.22
			86,98,281.84
Total ...	3,45,11,752.55	Total ..	3,45,11,752.55

APPENDIX No. 6.

(Ext. Suburbs)

HOSPITAL FUND

	Dr.		Cr.	
	Rs.	Ps.	Rs.	Ps.
Balance on 1st April 1968	94,500.00	...
Balance on 31st March 1969 as per Balance Sheet, Appendix No. 5 ...	94,500.00
Total ...	94,500.00	...	94,500.00	...

†For Face, Purchase and Market Value of each kind of Securities held in the Spl. Funds please see Appendix No. 17

APPENDIX No. 7.
(CITY)

Capital Fund Balance Sheet as at 31st March 1969

LIABILITIES.	Rs. P.		ASSETS	Rs. P.	
Loans Outstanding :—					
Due to Government (Vide details as shown in Appendix No. (11))	...	3,70,85,908.49	Block Account :—		
Due to Public— (Vide details as shown in Appendix No. (11))	...	74,89,45,500.00	Loan Funds—		
Advances from Special Funds— (Vide details as shown in Appendix No. (11))	...	87,03,072.98	Property and Assets at original cost per Appendix No. 8	Rs. 1,16,90,65,175 P. 75	
		<u>79,47,34,481.47</u>			
Trust Fund Account—	Rs. P.		Deduct— Subventions granted for the conversions of privies into water closets, shown below	Rs. 14,43,163 P. 44	
Donation from Mr. D. M. Bahadurji	3	69		<u>1,16,76,22,012</u>	31
Donation from Sheth Shantilal M. Pavikh for the establishment of Blood Bank	11,709	99			
Donation from— The Trustees of the late Justice Badruddin Tyabji Memorial Fund for the construction of Orchard House at Victoria Garden	1,694	50	Add— Subventions granted for the conversion of privies into water closets Rs. 22,97,055.00		
Donation from— The Chairman of Trustees of the Lotus Trust for the construction of electric crematorium at Chandanwadi	71	62			
Donation from— The Managing Trustee of Shri Ramkunwar Char- itable 'X' Ray Institute Trust for Conversion of F Ward Stables into an Isolation Hospital for 80 Beds for T. B. Patients, etc.	51,001	00	Deduct— Expenditure written off	Rs. 8,53,891.56	14,43,163 44
Donation from— Reserve Bank of India for construction of a ward 38/40 beds for accommodating their Sick employ- ees in K. E. M. Hospital	48,417	39			<u>1,16,90,65,175</u> 75
Donation from— The Trustees of Shri Anant Nathaji Maharaj Jain Temple towards the cost of construction of a new public convenience,	1	25	Trust Fund—		
Donation from— Dr. G. V. Deshmukh for providing additional 50 Surgical Beds for women in the M.G. H. Sion..	250	00	Expenditure as per Appendix No. 8		71,55,206 96
Amount received from Government of Bombay for the work of construction of Sub-way near church Gate Station	00	38	Worn out Water Mains Renewal Fund—		
Amount received from the Poor Box Charity Fund for Convalescent Home at K. E. M. Hospital	1,43,267	31	Expenditure as per Appendix No. 8		9,64,525 91
Amount received from the President, T.N.M. College Pavilion Fund and Smt. Desai Shri M.M. Amersay for construction of Pavilion at T.N.M. College	38,660	42	Municipal Land and Buildings Fund—		
Amount received from the Governor's Hospital Fund for extension of Orthopaedic Theatre at K. E. M. Hospital	2,20,268	96	Land purchased and Buildings erected as per Appendix No. 8		43,03,043 42
Amount received from Rockefeller Foundation Trust for the work of construction of additional floor over the Registration Block and outpatients depart- ment, etc. at K. E. M. Hospital	2,25,270	20	Temporary advance to Development Fund		31,77,390 37
Open Air Theatre at Victoria Garden	25,000	00	Investments—		
Amount received from the Parsee Central Association Co-operative Housing Society Ltd., for constru- ction of 1100 additional houses at Mahalaxmi Dhobiwada	861	63	Sinking Fund—		
Amount received from Central Government for Isola- tion Hospital	1,25,000	00	As per Appendix No. 10	(a)	20,10,32,808 52
Amount received from Messrs. J. J. Kapadia and Co Ltd., for construction of a new Building for T. N. M. College in Mural Painting for)	65	62	Loan and Trust Funds—		
Amount received from Phiroze Bharucha Memorial Fund for the establishment of Thoracic and Car- diac Institute	55,959	29	Amount reserved for capital stores		1,66,10,706 73
Amount received from late Shri Mohamed Haji Sab Siddik for the work of construction of an addi- tional floor over the existing Maternity Home at Cadell Road	34,872	71	In fixed deposits	5,13,82,400	00
		<u>9,82,375</u> 96	In cash	1,733	75
Carried over	...	79,57,16,857 43			<u>5,13,84,133</u> 75
					1,45,33,92,991 41

(a) For Face, Purchase and Market Values of Securities held in the Sinking Funds, please see Appendix No 16A—
* The amount represents the balance on account of Trust Funds and Loan Funds.

APPENDIX No. 7—(Concl.)
(CITY)

LIABILITIES.	Rs.	ASSETS.	Rs.
Brought over	79,57,16,857.43	Brought over	1,45,36,92,991.41
Surplus—			
CAPITAL ASSETS AT ORIGINAL COST OVER LIABILITIES—			
Sinking Fund on Loans	20,10,32,808.52		
Loans Redemption Fund	45,37,45,898.85		
Premia on Loans	3,20,848.74		
Contributions from Special Funds	8,03,171.02		
Do. Revenue for Loan Works Establishment	17,869.98		
Do. G. I. P. Railway	3,74,000.00		
Do. Port Trust	1,56,500.00		
Do. Government for Schools	5,00,000.00		
Do. Government for widening the Love Grove Bridge	91,234.00		
Do. Worn-out Water Mains Renewal Fund	9,64,525.91		
Do. Land and Buildings Fund	74,80,433.79		
Do. Development Fund	1,34,32,075.48		
Do. Revenue towards Bai Jerbai Wadia Hospital for Children	7,00,000.00		
Do. Trust Fund	71,55,236.96		
Do. Trustees Gokuldas Tejpal Charities	18,123.64		
Grant in aid from Government for widening the Road in Colaba division	12,975.87		
	68,68,05,662.76		
Deduct—			
Assets written off—			
Amount as on 31st March 1968	Rs. 2,67,48,332.57		
Additions during the year 1968-69.	.. 20,81,196.21		
	2,88,29,528.78		
	65,79,76,133.98		
Grand Total	1,45,36,92,991.41	Grand Total	1,45,36,92,991.41

APPENDIX No. 7
(Suburbs)

Capital Fund Balance Sheet as at 31st March 1969

LIABILITIES.		ASSETS.	
	Rs.	P.	
Loans Outstanding—			Block Account—
Due to Government—			
Due to Public— 14,06,28,500.00	14,06,28,500	00	Loan funds—
(Vide details as shown in Appendix No. 11). ...			Property and Assets at original cost as per Appendix No. 8
			19,55,66,017 29
Trust Fund Account—			
Donation for School Building at—			Trust Fund—
New Mandala ...	Rs. P.		Expenditure as per Appendix No. 8
	11 75		3,63,945 69
Extension to School at Madh ...	682 56		
		694 31	
Surplus—			Sinking Fund—
Advance from Surplus Money 1,93,44,554 25			As per Appendix No. 10
Capital Assets at original cost over Liabilities—			5,06,17,660 50
Sinking Fund on Loans 5,06,17,660 50			
Loan Redemption Fund 2,62,88,483 48			
Contribution from Trust Fund 3,75,215 69			
Contribution from Government ... 89,92,515 25			
Contribution from Budget A Div. I ... 3,00,000 00			
	10,59,18,429	17	
Grand Total ...	24,65,47,623	48	Grand Total ...
			24,65,47,623 48

APPENDIX No. 7.

EXTENDED SUBURBS

Capital Fund Balance Sheet as at 31st March 1969.

LIABILITIES.	Rs. P.		Assets.	Rs. P.	
	Loans Outstanding— Due to Government	Block Account— Loan Funds— Property and Assets at original cost ...
Due to Public (Appendix No. 11) ...	4,62,00,000.00		Sinking Fund— ...	1,11,99,673.09	
Surplus— Capital Assets at original cost over Liabilities Sinking Fund on Loan 1,11,99,673.09 (Appendix No. 10)					
Amount taken from Surplus Monies 1,77,23,562.01 (Vide appendix No. 5).					
Contribution from Government ... 35,00,000.00					
		3,24,23,235.10			
Total ...	7,86,23,235.10		Total ...	7,86,23,235.10	

APPENDIX No. 8

(EXTENDED SUBURBS)

SUMMARY

	Total Capital Expenditure upto 31st March 1968.		Expenditure during 1968-69	Total Capital Expenditure upto 31st March 1969	
	Rs	P.		Rs.	P.
Loan Funds.					
I.—General Supervision, Collection of Revenue, etc. ...	11,98,202.94		2,37,512.59		14,35,715.53
II.—Water Works ...	1,42,86,553.46		15,77,665.38		1,58,64,218.84
V.—Public Health Department ...	3,87,352.05		1,20,130.82		5,07,482.87
VI.—Medical Relief and Education ...	33,76,060.33		14,51,197.26		48,27,257.59
VII.—Street Cleansing and Conservancy Road Watering ...	78,34,976.57		28,38,520.96		1,06,73,497.53
VIII.—Roads, S. W. Drains and Public Lighting ...	1,88,30,604.29		96,28,657.33		2,84,59,261.62
IX.—Mechanical ...	17,075.00		...		17,075.00
X.—Buildings, Land Acquisition and Management ...	14,60,262.78		2,83,114.10		17,43,376.88
XI.—Fire Brigade ...	1,16,170.18		...		1,16,170.18
XIII.—Gardens and Open Spaces ...	6,61,147.93		...		6,61,147.93
XIV.—Markets and Slaughter Houses ...	16,30,297.31		3,943.64		16,34,240.95
XV.—Village Amenities ...	7,66,426.10		2,02,736.78		9,69,162.88
Plant and Machinery ...	2,47,492.71		2,22,239.00		4,69,731.71
Discount and other charges on Loans ...	45,222.50		...		45,222.50
Grand Total ...	5,08,57,844.15		1,65,65,717.86		6,74,23,562.01

APPENDIX No. 8.
(CITY)
SUMMARY

	Capital Expenditure upto 31st March 1968.	Expenditure During 1968-69.	Total Capital Expenditure upto 31st March 1969.
		Out of Loan Funds.	
	Rs.	Rs.	Rs.
(1) Loan Funds			
I.—General supervision, Collection of Revenue, etc. ...	1,43,42,334	24,49,067	1,67,91,401
II.—Water Works ...	64,14,53,124	4,24,17,960	68,38,71,084
III.—Education, Primary ...	27,98,012	...	27,98,012
IV.—Education, Secondary ...	20,704	...	20,704
V.—Public Health Department ...	1,37,31,218	59,739	1,37,90,957
VI.—Medical Relief and Education.	5,69,02,473	72,45,166	6,41,47,639
VII.—Street, Cleansing and Conservancy Road Watering and Halalkhore Service ...	5,85,61,044	18,17,996	6,03,79,040
VIII.—Roads, Drains and Sewers ...	16,14,90,805	79,68,784	16,94,59,589
IX.—Mechanical ...	37,11,598	...	37,11,598
X.—Buildings, Land Acquisition and Management ...	7,86,81,160	26,46,336	8,13,27,496
XI.—Fire Brigade ...	30,80,552	...	30,80,552
XIII.—Gardens and Open Spaces ...	1,07,87,217	3,34,509	1,11,21,726
XIV.—Markets and Slaughter Houses	2,03,07,650	86,11,549	2,89,19,199
XV.—Slum Service ...	45,83,266	1,97,739	47,81,005
XVI.—Measures for Civil Defence...	1,87,149	...	1,87,149
XVII.—Greater Bombay ...	2,81,068	...	2,81,068
XVIII.—Industrial Estates ...	89,56,681	58,102	90,14,783
Discount and other charges on Loans	66,33,952	...	66,33,952
Plant and Machinery ...	65,56,828	21,91,394	87,48,222
(1) Loan Funds—Total.	1,09,30,66,835	7,59,98,341	1,16,90,65,176
(2) Trust Fund			
Works executed ...	71,55,207	...	71,55,207
(3) Worn out Water Mains Renewal Fund			
Works executed ...	9,64,526	...	9,64,526
(4) Land and Buildings Fund			
Lands purchased and buildings erected ...	43,03,044	...	43,03,044
Grand Total.	1,10,54,89,612	7,59,98,341	1,18,14,87,953

APPENDIX No. 8

(Suburbs)

SUMMARY

	Total Capital expenditure upto 31st March 1968.	Expenditure during 1968-69.	Total Capital expenditure upto 31st March 1969.
	Rs.	Rs.	Rs.
(1) Loan Funds.			
I.—General Supervision, Collection of Revenue, etc. ...	16,49,081.65	97,168.38	17,46,250.03
II.—Water Works ...	3,08,17,857.23	19,40,039.55	3,27,57,896.78
III.—Education Primary ...	1,24,023.59	...	1,24,023.59
IV.—Free Reading Rooms & Librry ...	67,040.20	...	67,040.20
V.—Public Health Department ...	4,65,873.85	1,94,523.15	6,60,397.00
VI.—Medical Relief and Education ...	75,53,996.44	20,03,519.50	95,57,515.94
VII.—Street Cleansing and Conservancy, Road Watering and Halalkhore Service ...	4,08,07,873.05	23,35,621.05	4,31,43,494.10
VIII.—Roads, S. W. Drains and Public Lighting ...	6,75,54,183.66	1,07,09,543.75	7,82,63,727.41
IX.—Mechanical ...	50,501.36	...	50,501.36
X.—Buildings, Land Acquisition and Management ...	1,02,66,500.26	24,91,342.25	1,27,57,842.51
XI.—Fire Brigade ...	14,47,846.90	51,149.70	14,98,996.60
XIII.—Gardens and Open Spaces ...	20,57,853.04	91,334.94	21,49,187.98
XIV.—Markets and Slaughter House s ...	22,85,367.85	74,908.98	23,60,276.83
XV.—Village Amenities ...	36,75,022.66	1,69,819.99	38,44,842.65
Suspense Account	9,15,600.00	9,15,600.00
Plant and Machinery ...	18,72,182.51	29,73,023.33	48,45,205.84
Discount and other charges on Loans ...	8,23,218.47	...	8,23,218.47
(1) Loan Funds—Total ...	17,15,18,422.72	2,40,47,594.57	19,55,66,017.29
(2) Trust Fund			
Works Executed ...	3,32,695.69	31,250.00	3,63,945.69
Grand Total ...	17,18,51,118.41	2,40,78,844.57	19,59,29,962.98

Appendix

Statement showing Outstanding Loans due by the Municipal Corporation the interest outstanding on 1st State Bank of India, and in Office during that year

Serial No.	Particulars of Loans.	Rate of Interest. per Annum	Balance due on 1st April 1968.		Amount raised in 1968-69.		Total.		Amount re-paid in 1968-69	
			Rs.	Ps.	Rs.	Ps.	Rs.	Ps.	Rs.	Ps.
Loans raised from Government.										
1	100 Lacs Loan (1953-54)	4½ per cent.	56,80,063	28	E	56,80,063	28	4,15,742	31	
2	100 Lacs Loan (1953-54)	4½ per cent.	56,80,063	28	E	56,80,063	28	4,15,742	31	
3	100 Lacs Loan (1954-55)	4½ per cent.	60,78,856	81	E	60,78,856	81	3,98,793	59	
4	100 Lacs Loan (1954-55)	4½ per cent.	60,78,856	81	E	60,78,856	81	3,98,793	59	
5	100 Lacs Loan (1955-56)	4½ per cent.	64,61,392	68	E	64,61,392	68	3,82,535	81	
6	100 Lacs Loan (1955-56)	4½ per cent.	64,61,392	68	E	64,61,392	68	3,82,535	81	
7	50 Lacs Loan (1955-56)	4½ per cent.	32,30,694	47	E	32,30,694	47	1,91,268	10	
8	100 Lacs Loan (1957-58)	4 per cent.	...		G		
9	50 Lakhs Loan (1958-59)	4 per cent.	...		G		
Total—Loans raised from Government			3,96,71,320	01	...	3,96,71,320	01	25,85,411	52	
Loans raised from the Public.										
1	The Tansa Water Works Loan (Rs. 147 Lakhs) ...	5 per cent.	5,000	00	}	5,000	00	(a)	...	
2	25 Lakhs Loan for Sewerage Water and other Sanitary Works due on 1-11-1939	4 per cent.	3,000	00		3,000	00	(a)	...	
3	The 15 Lakhs Loan for Street Improvements ...	4 per cent.		(a)	...	
4	The 30 Lakhs Loan for the Acquisition of Sites for the Construction of Overbridges...	4 per cent.	26,000	00		26,000	00	(a)	...	
5	The 70 Lakhs Loan for re-duplication Tansa Main and other Auxiliary Works ...	4 per cent.	20,63,000	00		20,63,000	00	(a)	...	
6	The 20 Lakhs Loan for Street Improvements ...	4 per cent.	1,500	00		1,500	00	(a)	...	
7	The 10 Lakhs Loan for the Conversion of the Storm Water Reservoir at Clerk Road into a Public Park 1920 ...	5 per cent.	10,00,000	00		10,00,000	00	(a)	...	
8	160 Lakhs Loan for the Improvement of the Water Supply in Bombay (First Issue)	6 per cent.	12,500	00		12,500	00	(a)	...	
9	160 Lakhs Loan for the Improvement of the Water Supply Bombay (Second Issue).	6 per cent.	30,000	00		30,000	00	(a)	...	
10	Rs. 37 Lakhs Loan (1929-30) ...	5 per cent.	1,500	00		1,500	00	(a)	...	
11	Rs. 31.43 Lakhs Loan for the repayment of Rs. 40 Lakhs Loan due 19th December 1929 ...	5 per cent.		(a)	...	
12	Rs. 28 Lakhs Loan for the repayment of Rs. 39,94,000 out of 6 per cent. Rs. 50 Lakhs Loan due 1st August 1929 ...	5 per cent.		(a)	...	
Loans from Public Carried over Rs. ...			31,43,500	00	...	31,43,500	00	...		
Loans from Govt. Carried over Rs. ...			3,96,71,320	01	...	3,96,71,320	01	25,85,411	52	

(a) As under the terms of these loans the bonds cannot be repaid to the holders before the dates stipulated in the debentures, the Sinking Fund has been invested as shown in detail in Appendix No. 10.

E—These loans are repayable in twenty-five annual equated instalments of principal and interest, the first instalment being payable on the first anniversary date of the drawing of the loan.

G—This loan is repayable in seven annual equated instalments of both principal and interest commencing from 1961-62

No. 11 City

April 1968 on the different Loans, the amount payable for the year 1968-69, the amount paid by the and the balances outstanding on 31st March 1969.

Balance due on 31st March 1969.		Interest outstanding on 1st April 1968		Interest payable in 1968-69.		Total interest due		Deduct—Interest paid by the State Bank of India and in Office.		Outstanding balance on 31st March 1969.	
8		9		10		11		12		13	
Rs.	Ps.	Rs.	Ps.	Rs.	Ps.	Rs.	Ps.	Rs.	Ps.	Rs.	Ps.
52,64,320	97	2,41,402	69	2,41,402	69	2,41,402	69
52,64,320	97	2,41,402	69	2,41,402	69	2,41,402	69
56,80,063	22	2,58,351	41	2,58,351	41	2,58,351	41
56,80,063	22	2,58,351	41	2,58,351	41	2,58,351	41
60,78,856	87	2,74,609	19	2,74,609	19	2,74,609	19
60,78,856	87	2,74,609	19	2,74,609	19	2,74,609	19
30,39,426	37	1,37,304	52	1,37,304	52	1,73,304	52
...
...
3,70,85,908	49	16,86,031	10	16,86,031	10	16,86,031	10
C	5,000 00 3,000 00	2,665	06	2,665	06	2,665	06
C	1,000 00	380	00	380	00	380	00
...	...	132	00	132	00	132	00
B	26,000 00	16,499	06	16,499	06	16,499	06
B	20,60,000 00 3,000 00	4,201	89	82,402	00	86,603	89	80,879	00	5,722	89 * 2 00
B	1,500 00	1,298	13	1,298	13	1,298	13
...	10,00,000 00	50,000	00	50,000	00	50,000	00
B	12,500 00	4,435	56	4,435	56	4,435	56
B	30,000 00	7,125	75	7,125	75	7,125	75
B	1,500 00	675	75	675	75	675	75
...	...	2,227	31	2,227	31	2,227	31
...	...	378	50	378	50	378	50
31,43,500	00	40,019	01	1,32,402	00	1,72,421	01	1,30,879	00	41,540	01 * 2 00
3,70,85,508	49	16,86,031	10	16,86,031	10	16,86,031	10

B—Debentures in respect of these loans have remained unpaid owing to their not having been surrendered for repayment upto 31st March 1969. The Debentures do not carry interest from and after the due dates and will be paid when surrendered for repayment by the holders, out of the Sinking Fund Investments.

C—Stoppage is recorded against these Debentures

* Treated as saving

Div. (I)

No.	Particulars of Loans	Rate of Interest per Annum	Balance due on 1st April 1968.		Amount raised in 1968-69		Total		Amount re-paid in 1968-69.	
			Rs.	Ps.	Rs.	Ps.	Rs.	Ps.	Rs.	Ps.
	Loan from Government—Brought forward ...		3,96,71,320.01				3,96,71,320.01		25,85,411.52	
	Loans from Public—Brought forward ...		31,43,500.00				31,43,500.00		...	
	Loans raised from the Public—contd.									
13	Rs. 40 Lakhs Loan (1930-31) ...	6 per cent.	18,500.00				18,500.00		(a)	...
14	Rs. 24½ Lakhs Loan (1936-37) ...	3 per cent.		(a)	...
15	Rs. 30 Lakhs Loan (1937-38) ...	3 per cent.		(a)	...
16	Rs. 30 Lakhs Loan (1938-39) ...	3 per cent.	30,00,000.00				30,00,000.00		(a)	30,00,00.00
17	Rs. 64 Lakhs Loan (1939-40) ...	3 per cent.	64,00,000.00				64,00,000.00		(a)	...
18	Rs. 48 Lakhs Loan (1940-41) ...	3½ per cent.	48,00,000.00				48,00,000.00		(a)	...
19	Rs. 25 Lakhs Loan (1941-42) ...	3½ per cent.	25,00,000.00				25,00,000.00		(a)	...
20	Rs. 20 Lakhs Loan (1943-44) ...	3½ per cent.	20,00,000.00				20,00,000.00		(a)	...
21	Rs. 22 Lakhs Loan (1944-45) ...	3½ per cent.	22,00,000.00				22,00,000.00		(a)	...
22	Rs. 25 Lakhs Loan (1945-46) ...	3½ per cent.	25,00,000.00				25,00,000.00		(a)	...
23	Rs. 54 Lakhs Loan (1946-47) ...	3 per cent.	54,00,000.00				54,00,000.00		(a)	...
24	Rs. 75 Lakhs Loan (1947-48) ...	3½ per cent.	75,00,000.00				75,00,000.00		(a)	...
25	Rs. 61 Lakhs Loan (1948-49) ...	3 per cent.	61,00,000.00				61,00,000.00		(a)	...
26	Rs. 1.25 Crores Loan (1949-50) ...	3½ per cent.	88,14,500.00				88,14,500.00		(a)	...
27	Rs. 2 Crores Loan (1950-51) ...	3½ per cent.	22,500.00				22,500.00		(a)	3,000.00
28	Rs. 80 Lakhs Loan (1950-51) ...	3½ per cent.	80,00,000.00				80,00,000.00		(a)	...
29	Rs. 1,75,34,000 Loan (1951-52) ...	3½ per cent.	13,000.00				13,000.00		(a)	7,000.00
30	Rs. 60 Lakhs Loan (1951-52) ...	3½ per cent.		(a)	...
31	Rs. 2,44,14,500 Loan (1952-53) ...	4 per cent.	28,500.00				28,500.00			12,500.00
32	Rs. 69 Lakhs Loan (1952-53) ...	4 per cent.		(a)	...
33	Rs. 35 Lakhs Loan (1952-53) ...	4 per cent.	1,000.00				1,000.00			...
34	Rs. 110 Lakhs Loan (1953-54) ...	4 per cent.	35,000.00				35,000.00			10,000.00
35	Rs. 85 Lakhs Loan (1953-54) ...	4 per cent.	85,00,000.00				85,00,000.00		(a)	...
36	Rs. 50 Lakhs Loan (1953-54) ...	4 per cent.	50,00,000.00				50,00,000.00		(a)	...
37	Rs. 1,92,49,000 Loan (1954-55) ...	4 per cent.	1,27,500.00				1,27,500.00			33,000.00
38	Rs. 70 Lakhs Loan (1954-55) ...	4 per cent.	70,00,000.00				70,00,000.00		(a)	...
39	Rs. 180 Lakhs Loan (1955-56) ...	4 per cent.	1,00,000.00				1,00,000.00		(a)	46,000.00
40	Rs. 30 Lakhs Loan (1955-56) ...	4 per cent.		(a)	...
41	Rs. 1,15,50,000 Loan (1956-57) ...	4 per cent.	1,15,50,000.00				1,15,50,000.00		(a)	1,14,52,500.00
42	Rs. 130 Lakhs Loan (1956-57) ...	4 per cent.	1,30,00,000.00				1,30,00,000.00		(a)	...
43	Rs. 1,14,10,500 Loan (1957-58) ...	4½ per cent.	1,14,10,500.00				1,14,10,500.00		(a)	...
44	Rs. 100 Lakhs Loan (1957-58) ...	4½ per cent.	1,00,00,000.00				1,00,00,000.00		(a)	...
45	Rs. 250 Lakhs Loan (1958-59) ...	4½ per cent.	2,50,00,000.00				2,50,00,000.00		(a)	...
46	Rs. 100 Lakhs Loan (1958-59) ...	4½ per cent.	1,00,00,000.00				1,00,00,000.00		(a)	...
47	Rs. 330 Lakhs Loan (1959-60) ...	4 per cent.	3,30,00,000.00				3,30,00,000.00		(a)	...
48	Rs. 1,37,50,000 Loan (1960-61) ...	4½ per cent.	1,37,50,000.00				1,37,50,000.00		(a)	...
49	Rs. 170 Lakhs Loan (1960-61) ...	4½ per cent.	1,70,00,000.00				1,70,00,000.00		(a)	...
50	Rs. 55 Lakhs Loan (1961-62) ...	4½ per cent.	55,00,000.00				55,00,000.00		(a)	...
51	Rs. 225 Lakhs Loan (1961-62) ...	4½ per cent.	2,25,00,000.00				2,25,00,000.00		(a)	...
52	Rs. 200 Lakhs Loan (1962-63) ...	4½ per cent.	2,00,00,000.00				2,00,00,000.00		(a)	...
53	Rs. 150 Lakhs Loan (1962-63) ...	4½ per cent.	1,50,00,000.00				1,50,00,000.00		(a)	...
54	Rs. 165 Lakhs Loan (1963-64) ...	4½ per cent.	1,65,00,000.00				1,65,00,000.00		(a)	...
55	Rs. 235 Lakhs Loan (1963-64) ...	4½ per cent.	2,35,00,000.00				2,35,00,000.00		(a)	...
56	Rs. 220 Lakhs Loan (1964-65) ...	5 per cent.	2,20,00,000.00				2,20,00,000.00		(a)	...
57	Rs. 100 Lakhs Loan (1964-65) ...	4½ per cent.	1,00,00,000.00				1,00,00,000.00		(a)	...
58	Rs. 250 Lakhs Loan (1965-66) ...	5½ per cent.	2,50,00,000.00				2,50,00,000.00		(a)	...
59	Rs. 300 Lakhs Loan (1965-66) ...	6 per cent.	3,00,00,000.00				3,00,00,000.00		(a)	...
60	Rs. 200 Lakhs Loan (1965-66) ...	6 per cent.	2,00,00,000.00				2,00,00,000.00		(a)	...
61	Rs. 250 Lakhs Loan (1966-67) ...	5½ per cent.	2,50,00,000.00				2,50,00,000.00		(a)	...
62	Rs. 400 Lakhs Loan (1966-67) ...	6 per cent.	4,00,00,000.00				4,00,00,000.00		(a)	...
63	Rs. 250 Lakhs Loan (1966-67) ...	6 per cent.	2,50,00,000.00				2,50,00,000.00		(a)	...
64	Rs. 2,90,95,000 Loan out of Rs. 400 Lakhs Loan (1967-68) ...	6 per cent.	2,90,95,000.00		...		2,90,95,000.00		(a)	...
65	Rs. 800 Lakhs Loan (1967-68) ...	6 per cent.	8,00,00,000.00		...		8,00,00,000.00		(a)	...
66	Rs. 200 Lakhs Loan (1967-68) ...	7 per cent.	2,00,00,000.00		...		2,00,00,000.00		(a)	...
67	Rs. 400 Lakhs Loan (1968-69) ...	6 per cent.	...		4,40,00,000.00		4,40,00,000.00			...
68	Rs. 300 Lakhs Loan (1968-69) ...	7 per cent.	...		3,00,00,000.00		3,00,00,000.00			...
69	Rs. 325 Lakhs Loan (1968-69) ...	6 per cent.	...		3,25,00,000.00		3,25,00,000.00			...
	Total Loans raised from the Public ...		65,70,09,500.00		10,65,00,000.00		76,35,09,500.00		1,45,64,000.00	
	Total Loans from Govt. and Public ...		69,66,80,820.01		10,65,00,000.00		80,31,80,820.01		1,71,49,411.52	

(a) As under the terms of these loans the bonds cannot be repaid to the holders before the dates stipulated in the debentures, the Sinking Fund has been invested as shown in detail in Appendix No. 10.

No. 11 City—Continued.

Balance due on 31st March 1969		Interest outstanding on 1st April 1968.		Interest payable in 1968-69.		Total Interest due		Deduct—Interest paid by the State Bank of India and in Office		Outstanding Balance on 31st March 1969.	
8		9		10		11		12		13	
Rs.	Ps.	Rs.	Ps.	Rs.	Ps.	Rs.	Ps.	Rs.	Ps.	Rs.	Ps.
3,70,85	908 49	16,86,031	10	16,86,031	10	16,86,031	01
31,43,500	00	40,019	01	1,32,402	00	1,72,421	01	1,30,879	00	41,540	01
											*2 00
B 18,500	00	10,558	75	10,558	75	10,558	75
...	...	4,250	00	4,250	00	* 4,250	00
...	90,000	00	90,000	00	82,500	00	* 7,500	00
64,00,000	00	1,92,000	00	1,92,000	00	1,92,000	00
48,00,000	00	1,68,000	00	1,68,000	00	1,68,000	00
25,00,000	00	87,500	00	87,500	00	87,500	00
20,00,000	00	70,000	00	70,000	00	70,000	00
22,00,000	00	77,000	00	77,000	00	77,000	00
25,00,000	00	87,500	00	87,500	00	87,500	00
54,00,000	00	1,62,004	00	1,62,004	00	1,62,000	00	...	*4 00
75,00,000	00	3,656	43	2,43,757	00	2,47,413	43	2,45,628	79	1,777	56
											*7 08
61,00,000	00	1,83,000	00	1,83,000	00	1,83,000	00
88,14,500	00	51,238	30	2,86,472	00	3,37,710	30	2,88,085	89	49,623	10
											*1 31
19,500	00	4,886	75	4,886	75	487	50	4,399	23
											* 02
80,00,000	00	2,60,003	00	2,60,003	00	2,60,000	00	...	*3 00
6,000	00	3,496	04	3,496	04	124	50	3,371	46
											* 08
B 16,000	00	4,910	00	4,910	00	1,699	00	3,211	00
B 1,000	00	457	00	457	00	457	00
B 25,000	00	4,800	00	4,800	00	200	00	4,600	00
85,00,000	00	3,40,000	00	3,40,000	00	3,40,000	00
50,00,000	00	2,00,000	00	2,00,000	00	2,00,000	00
B 94,500	00	24,505	00	24,505	00	5,620	00	14,460	00
70,00,000	00	2,80,000	00	2,80,000	00	2,80,000	00	*4,425	00
54,000	00	10,152	00	10,152	00	2,863	00	*7,284	00
97,500	00	8,200	00	4,62,000	00	4,70,200	00	2,48,059	00	2,22,141	00
1,30,00,000	00	5,20,000	00	5,20,000	00	5,20,000	00
1,14,10,500	00	10,083	67	4,84,947	00	4,95,030	67	4,80,441	10	14,588	69
											* 88
1,00,00,000	00	4,25,000	00	4,25,000	00	4,25,000	00
2,50,00,000	00	51,643	65	10,62,500	00	11,14,143	65	10,83,072	87	31,070	59
											* 19
1,00,00,000	00	4,25,000	00	4,25,000	00	4,25,000	00
3,30,00,000	00	2,45,200	00	13,20,000	00	15,65,200	00	13,92,431	00	1,72,769	00
1,37,50,000	00	106	26	5,84,379	00	5,84,485	26	5,84,374	98	106	25
											*4 03
1,70,00,000	00	7,22,502	00	7,22,502	00	7,22,500	00	...	*2 00
55,00,000	00	2,33,752	00	2,33,752	00	2,33,750	00	...	*2 00
2,25,00,000	00	9,56,254	00	9,56,254	00	9,56,250	00	...	*4 00
2,00,00,000	00	2,755	00	9,50,003	00	9,52,758	00	9,49,548	75	3,206	25
											*3 00
1,50,00,000	00	6,75,000	00	6,75,000	00	6,75,000	00
1,65,00,000	00	8,075	58	@ 7,83,753	98	@ 7,91,829	56	7,86,766	65	5,058	80
											*4 11
2,35,00,000	00	11,16,254	00	11,16,254	00	§ 11,16,250	00	...	*4 00
2,20,00,000	00	19,937	50	11,00,004	00	11,19,941	50	11,15,625	00	4,312	50
											*4 00
1,00,00,000	00	4,75,002	00	4,75,002	00	4,75,000	00	...	*2 00
2,50,00,000	00	14,37,505	00	14,37,505	00	14,37,500	00	...	*5 00
3,00,00,000	00	18,00,002	00	18,00,002	00	18,00,000	00	...	*2 00
2,00,00,000	00	12,00,002	00	12,00,002	00	12,00,000	00	...	*2 00
2,50,00,000	00	6,468	75	@ 14,37,500	02	@ 14,43,968	77	14,42,675	01	1,293	76
4,00,00,000	00	24,00,002	00	@ 24,00,002	00	24,00,000	00	...	*2 00
2,50,00,000	00	15,00,000	00	15,00,000	00	15,00,000	00
2,90,95,000	00	17,45,700	00	@ 17,45,700	00	17,38,635	00	...	7,065 00
8,00,00,000	00	@ 36,00,000	00	@ 36,00,000	00	31,86,666	66	*4,13,333	34
2,00,00,000	00	14,00,000	00	@ 14,00,000	00	14,00,000	00
4,40,00,000	00	@ 18,91,800	00	18,91,800	00	*18,91,800	00
3,00,00,000	00
3,25,00,000	00
74,89,45,500	00	5,15,399	69	3,35,68,500	00	3,40,83,899	69	3,11,59,638	70	6,02,893	95
											*23,21,367 04
78,60,31,408	49	5,15,399	69	3,52,54,531	10	3,57,69,930	79	3,23,45,669	80	6,02,893	95
											*23,21,367 04

* To be treated as Savings.

B.—Debentures in respect of these Loans have remained unpaid owing to their not having been surrendered for repayment upto 31st March 1969. The Debentures do not carry interest from and after the due date of repayments and will be paid when surrendered for repayment by the holders, out of the Sinking Fund Investments.

@ Short provisions of Rs. 0.02 and Rs. 17,08,200.00 in the interest grant of Loan at Sr. No. 61 and 64, 66 have been met from the balance available under the provision made for the Loan at Sr. No. 54, 67, 68 and 69.

Appendix

No.	Particulars of Advances	Rate of Interest per Annum	Balance due on 1st April 1968.	Amount raised in 1968-69.	Total.	Amount re-paid in 1968-69.
1	2	3	4	5	6	7
			Rs. Ps.	Rs. Ps.	Rs. Ps.	Rs. Ps.
	Advances from different Funds for purchase of Plant and Machinery					
1	Advance of Rs. 7,16,594.49 from Net Premi Fund 1963-64. ...	4½ per cent.	1,56,919 80		1,56,919 80	1,56,919 80
2	Advance of Rs. 50,163.96 from Municipal Fire and Accident Insurance Fund 1963-64. ...	4½ per cent.	10,983 39		10,983 39	10,983 39
3	Advance of Rs. 1,18,153.55 from Hospital Fund 1963-64. ...	4½ per cent.	25,873 91		25,873 91	25,873 91
4	Advance of Rs. 1,40,703.03 from Plant and Machinery Depreciation Fund 1963-64. ...	4½ per cent.	30,809 28		30,809 28	30,809 28
5	Advance of Rs. 6,79,277.98 from Land (Recl and Acqn) Fund 1963-64. ...	4½ per cent.	1,48,749 56		1,48,749 56	1,48,749 56
6	Advance of Rs. 6,22,459.88 from Net-Premia Fund-1964-65 ...	4½ per cent.	2,66,432 10		2,66,432 10	1,30,124 48
7	Advance of Rs. 1,32,299.72 from Municipal Fire and Accident Insurance Fund-1964-65 ...	Do.	56,628 20		56,628 20	27,657 16
8	Advance of Rs. 2,94,154.55 from Hospital Fund-1964-65 ...	Do.	1,25,908 02		1,25,908 02	61,492 37
9	Advance of Rs. 4,45,195.94 from Plant and Machinery Depreciation Fund-1964-65 ...	Do.	1,90,558 14		1,90,558 14	93,067 49
10	Advance of Rs. 1,084,822.82 from Land (Reclamation and Acquisition) Fund-1964-65 ...	Do.	4,64,334 37		4,64,334 37	2,26,782 12
11	Advance of Rs. 4,92,637.03 from Net Premia Fund 1965-66 ...	6 per cent	3,12,609 97		3,12,609 97	98,193 40
12	Advance of Rs. 4,35,022.08 from Municipal Fire and Accident Insurance Fund 1965-66 ...	6 per cent	2,76,048 42		2,76,048 42	86,710 09
13	Advance of Rs. 82,225.89 from Hospital Fund 1965-66 ...	6 per cent.	52,177 81		52,177 81	16,389 33
14	Advance of Rs. 1,22,934.01 from Plant and Machinery Depreciation Fund 1965-66 ...	6 per cent	78,009 61		78,009 61	24,503 42
15	Advance of Rs. 10,50,040.57 from Land (R and A) Fund 1965-66 ...	6 per cent.	6,66,317 02		6,66,317 02	2,09,296 98
16	Advance of Rs. 15,226.92 from K. E. M. Hospital and G. S. M College Equipment Fund 1965-66 ...	6 per cent.	9,662 06		9,662 06	3,035 28
17	Advances of Rs. 1,86,654.42 from Net Premia Fund 1966-67 ...	6 per cent.	1,53,542 69		1,53,542 69	35,098 44
	Advances of Rs. 5,37,235.27 from Municipal Fire & Accident Insurance Fund 1966-67. ...	6 per cent.	4,41,931 39		4,41,931 39	1,01,022 12
18	Advances of Rs. 2,18,512.09 from Hospital Fund 1966-67 ...	6 per cent.	1,79,748 82		1,79,748 82	41,099 07
19	Advances of Rs. 2,93,060.15 fro, Plant and Machinery Depreciation Fund 1966-67 ...	6 per cent.	2,41,072 76		2,41,072 76	55,106 63
20	Advance of Rs. 8,16,793.40 from Land (R. & A.) Fund 1966-67 ...	6 per cent.	6,71,897 00		6,71,897 00	1,53,590 18
21	Advance of Rs. 300.84 from K.E.M. Hospital and G.S.M. College Equipment Fund 1966-67 ...	6 per cent.	247 89		247 89	56 13
22	Advance of Rs. 9,516.13 from K.E.M. Hospital and G.S.M. College Research Fund 1966-67 ...	6 per cent.	7,828 10		7,828 10	1,789 31
	Total (Pl. & Mach.) ...		45,68,290 31		45,68,290 31	17,38,339 94

No. 11 City—(Contd.)

Balance due on 31st March 1969.		Interest outstanding on 1st April 1968.		Interest payable in 1968-69.		Total Interest due.		Deduct-Interest paid by the State Bank of India and in Office.		Outstanding Balance on 31st March 1969.	
8		9		10		11		12		13	
Rs.	Ps.	Rs.	Ps.	Rs.	Ps.	Rs.	Ps.	Rs.	Ps.	Rs.	Ps.
...		...		7,453	69	7,453	69	7,453	69	...	
...		...		521	71	521	71	521	71	...	
...		...		1,229	01	1,229	01	1,229	01	...	
...		...		1,463	44	1,463	44	1,463	44	...	
...		...		7,065	60	7,065	60	7,065	60	...	
3,36,307	62	...		12,655	52	12,655	52	12,655	52	...	
28,971	04	...		2,689	84	2,689	84	2,689	84	...	
64,415	65	...		5,980	63	5,980	63	5,980	63	...	
97,490	65	...		9,051	51	9,051	51	9,051	51	...	
2,37,552	25	...		22,055	88	22,055	88	22,055	88	...	
2,14,416	57	...		18,756	60	18,756	60	18,756	60	...	
1,89,338	33	...		16,562	91	16,562	91	16,562	91	...	
35,788	48	...		3,130	67	3,130	67	3,130	67	...	
53,506	19	...		4,680	58	4,680	58	4,680	58	...	
4,57,020	04	...		39,979	02	39,979	02	39,979	02	...	
6,626	78	...		579	72	579	72	579	72	...	
1,18,444.25		...		9,212.56		9,212.56		9,212.56		...	
3,40,909.27		...		26,515.88		26,515.88		26,515.88		...	
1,38,659.75		...		10,784.93		10,784.93		10,784.93		...	
1,85,966.13		...		14,464.37		14,464.37		14,464.37		...	
5,18,306.82		...		40,313.82		40,313.82		40,313.82		...	
191.76		...		14.87		14.87		14.87		...	
6,038.79		...		469.69		469.69		469.69		...	
28,29,950	37	...		2,55,632	45	2,55,632	45	2,55,632	45	...	

Appendix

No	Particulars of Loans	Rate of Interest per Annum.	Balance due on 1st April 1968		Amount raised in 1968-69		Total		Amount repaid in 1968-69	
1	2	3	4		5		6		7	
			Rs.	P.	Rs.	P.	Rs.	P.	Rs.	P.
	Advances brought forward ...		45,68,290	31	...		45,68,290	31	17,38,339	94
23	Advance of Rs. 5,01,261.99 from Net Premia Fund 1967-68 ...	6 per cent.	5,01,261	99	...		5,01,261	99	88,922	28
24	Advance of Rs. 2,66,800.57 from Municipal Fire & Accident Insurance Fund 1966-67 ...	6 per cent.	2,66,800	57	...		2,66,800	57	47,328	97
25	Advance of Rs. 1,82,013.60 from Hospital Fund 1967-68 ...	6 per cent.	1,82,013	60	...		1,82,013	60	32,288	18
26	Advance of Rs. 6,13,315.55 from Plant and Machinery Depreciation Fund 1967-68 ...	6 per cent.	6,13,315	55	...		6,13,315	55	1,08,800	07
27	Advance of Rs. 23,941.80 from K.E.M. Hospital Equipment Fund 1967-68 ...	6 per cent.	23,941	80	...		23,941	80	4,247	49
28	Advance of Rs. 3,45,378.63 from Land Reclamation and Acquisition Fund 1967-68 ...	6 per cent.	3,45,378	63	...		3,45,378	63	61,269	28
29	Advance of Rs. 1 lakh from K. E. M. Hospital Research Fund 1967-68	
30	Advance of Rs 29,91,030 from Special Fund 1967-68.	
31	Advance of Rs. 4,47,150.72 from Net Premia Fund 1968-69 ...	6 per cent.	...		4,47,150.72		4,47,150.72		...	
32	Advance of Rs. 1,93,631.14 from Municipal Fire and Accident Insurance Fund 1968-69.	6 per cent.	...		1,93,631.14		1,93,631.14		...	
33	Advance of Rs. 2,03,822.47 from Hospital Fund 1968-69 ...	6 per cent.	...		2,03,822.47		2,03,822.47		...	
34	Advance of Rs. 4,73,033.90 from Plant and Machinery Depreciation Fund 1968-69	6 per cent.	...		4,73,033.90		4,73,033.90		...	
35	Advance of Rs. 29,21,176.56 from Land (R and A) Fund 1968-69 ...	6 per cent.	...		29,21,176.56		29,21,176.56		...	
36	Advance of Rs. 33,775.00 from K. E. M. Hospital Equipment Fund 1968-69 ...	6 per cent.	...		33,775.00		33,775.00		...	
			65,01,002	45	42,72,589	79	1,07,73,592	24	20,81,196	21
	Advances from Net Premia Fund for meeting expenditure on Renewal of Road Surface for which no provision exists in the Renewal of Road Surfaces Fund--									
1	Advance of Rs. 1,74,169.50 taken in 1953-54.	4 per cent	15,062	52	...		15,062	52	15,062	52
2	Advance of Rs. 1,23,479.73 taken in 1954-55	4 per cent.	20,945	14	...		20,945	14	10,268	19
	Total (Rd. Surface) ...		36,007	66	...		36,007	66	25,330	71
	Total Advances as above (P. & M.)...		65,01,002	45	42,72,589	79	1,07,73,592	24	20,81,196	21
	Total Advances as above (Rd. S.) ...		36,007	66	...		36,007	66	25,330	71
	Total Advances from Special Funds...		65,37,010	11	42,72,589	79	1,08,09,599	90	21,06,526	92
	Total loans from Govt, Public at Pages 62-70 ...		69,66,80,820	01	10,65,00,000	00	80,31,80,820	01	1,71,49,411	52
	Grand Total—Loans and Advances .		70,32,17,830	12	11,07,72,589	79	81,39,90,419	91	1,92,55,938	44

No. 11 City—(Concl.)

Balance due on 31st March 1969	Intrest outstanding on 1st April 1968	Interest payable in 1968-69	Total Interest due	Deduct-Interest paid by the State Bank of India and in Office	Outstanding Balance on 31st March 1969
8	9	10	11	12	13
Rs. P.	Rs. P.	Rs. P.	Rs. P.	Rs. P.	Rs. P.
28,29,950.37	...	2,55,632.45	2,55,632.45	2,55,632.45	...
4,12,339.71	...	1,88,295.60	1,88,295.60	30,075.72	*1,58,219.88
2,19,471.60	...	53,581.80	53,581.80	16,008.03	*37,573.77
1,49,725.42	...	75,107.40	75,107.40	10,920.82	*64,186.58
5,04,515.48	...	1,63,514.64	1,63,514.64	36,798.93	*12,6715.71
19,694.31	...	11,760.00	11,760.00	1,436.51	*10,323.49
2,84,109.35	...	1,87,059.60	1,87,059.60	20,722.72	*1,66,336.88
...	...	6,000.00	6,000.00	...	*6,000.000
...	...	1,79,461.80	1,79,461.80	...	*1,79,461.80
4,47,150.72
1,93,631.14
2,03,822.47
4,73,033.90
29,21,176.56
33,775.00
86,92,396.03	...	11,20,413.29	11,20,413.29	3,71,595.18	* 7,48,818.11
...	...	602.50	602.50	602.50	...
10,676.95	...	837.81	837.81	837.81	...
10,676.95	...	1,440.31	1,440.31	1,440.31	...
86,92,396.03	...	11,20,413.29	11,20,413.29	3,71,595.18	*7,48,818.11
10,676.95	...	1,440.31	1,440.31	1,440.31	...
87,03,072.98	...	11,21,853.60	11,21,853.60	3,73,035.49	*7,48,818.11
78,60,31,408.49	5,15,399.69	3,52,54,531.10	3,57,69,930.79	3,28,45,669.80	6,02,893.95 *23,21,367.04
79,47,34,481.47	5,15,399.69	3,63,76,384.70	3,68,91,784.39	3,32,18,705.29	§§ 6,02,893.95 **30,70,185.15

* To be treated as savings.

**This is the total figure of Renewed Grants under Stt. 'A' 'A-1' and Stt. 'B' and Stt. 'C'

§§ This is the total figure of outstanding balance required for renewal under Stt. 'A' 'A-1' and Stt. 'B' and 'C' during the next year (198-69).

APPENDIX

Statement showing Outstanding Loans due by the Municipal Corporation of Greater Bombay (Suburban Area), the Interest paid by the State Bank of India and in office during the year and the balance

Serial No.	Particulars of Loans.	Rate of Interest.	Balance due on 1-4-1968.		Amount raised in 1968-69.		Total.	
(1)	(2)	(3)	(4)		(5)		(6)	
			Rs.	P.	Rs.	P.	Rs.	P.
	Loans raised from the Public.	Rs.	Rs.	P.	Rs.	P.	Rs.	P.
1	Loan for laying underground Drain in Bandra and Khar Area (Bandra).	4½%	600	00	600	00@
2	Loan for construction of quarters for Conservancy Staff (Bandra)	4 %	48,000	00	48,000	00@
3	Loan for repayment to Government of the cost of the Khar Water Supply Scheme (Bandra)	4 %	1,00,000	00	1,00,000	00@
4	Loan for underground drainage scheme (Kurla)	4½%	100	00	100	00@
5	Rs. 25 lakhs Bombay Municipal Suburbs Loan of 1952-53 for financing Capital Works such as Water Works, Roads, etc pertaining to Budget 'D'.	4 %	15,000	00	15,000	00
6	Rs. 50 Lakhs Bombay Municipal Suburbs Loan of 1955-56 for financing Capital Works Such as Water Works, Roads, etc., pertaining to Budget 'D'	4 %	39,000	00	39,000	00@
7	Rs. 42 lakhs Bombay Municipal Suburbs Loan of 1956-57 for financing Capital Works such as Water Works, Roads etc. pertaining to Budget 'D'	4 %	42,00,000	00	42,00,000	00@
8	Rs. 60 lakhs Bombay Municipal Suburbs Loan of 1957-58 for financing Capital expenditure such as Water Works, Roads e c., pertaining to Budget 'D'	4½%	60,00,000	00	60,00,000	00
9	Rs. 60 Lakhs Bombay Municipal Subs. Loan of 1958-59 for financing Capital expenditure such as Water Works Roads etc. Pertaining to Budget 'D'	4½%	60,00,000	00	60,00,000	00
10	Rs. 1 Crore 25 lakhs Bombay Municipal Subs. Loan of 1959-60 for financing capital expenditure such as Water Works, Road etc. Pertaining to Budget 'D'	4 %	1,25,00,000	00	1,25,00,000	00
11	Rs. 77 lakhs Bombay Municipal (Subs.) Loan of 1960-61.	4½%	77,00,000	00	77,00,000	00
12	Rs. 10 lakhs Bombay Municipal (Subs.) Internal Loan of 1960-61.	4½%	10,00,000	00	10,00,000	00
13	Rs. 55 lakhs Bombay Municipal (Subs.) Loan of 1961-62.	4½%	55,00,000	00	55,00,000	00
14	Rs. 50 lakhs Bombay Municipal (Subs.) Internal Loan of 1961-62.	4½%	50,00,000	00	50,00,000	00
15	Rs. 160 lakhs Bombay Municipal (Subs.) Loan of 1962-63.	4½%	1,60,00,000	00	1,60,00,000	00
16	Rs. 110 lakhs Do. 1963-64.	4½%	1,10,00,000	00	1,10,00,000	00
17	Rs. 50 lakhs Bombay Municipal (Subs.) Internal Loan of 1963-64.	4½%	50,00,000	00	50,00,000	00
18	Rs. 75 lakhs Bombay Municipal (Subs.) Loan of 1964-65.	5%	75,00,000	00	75,00,000	00
19	Rs. 70 lakhs Bombay Municipal (Subs.) Internal Loan 1964-65.	4½%	70,00,000	00	70,00,000	00
20	Rs. 100 lakhs Bombay Municipal Budget A (Div. II) Loan 1965-66	5½%	1,00,00,000	00	1,00,00,000	00
21	Rs. 50 Lakhs Bombay Municipal Budget A (Div. II) Internal Loan 1965-66	6 %	50,00,000	00	50,00,000	00
22	Rs. 75 lakhs B.M.C. Budget 'A' (Div. II) Loan 1966-67	5½%	75,00,000	00	75,00,000	00
23	Rs. 50 lakhs B.M.C. Budget 'A' (Div. II) Internal Loan 1966-67	6%	50,00,000	00	50,00,000	00
24	Rs. 45 Lakhs Bombay Municipal Corporation Budget 'A' (Div. II) Loan 1967-68	6%	45,00,000	00	45,00,000	00
25	Rs. 50 Lakhs Bombay Municipal Corporation Budget 'A' (Div. II) Internal Loan 1967-68	6%	50,00,000	00	50,00,000	00
26	Rs. 82.50 Lakhs Bombay Municipal Corporation Budget 'A', Div. II Loan 1968-69.	6%	82,50,000	00	82,50,000	00
27	Rs. 50 Lakhs Bombay Municipal Corporation Budget 'A' Div. II Internal Loan 1968-69.	6%	50,00,000	00	50,00,000	00
	Total		13,16,02,700	00	1,32,50,000	00	14,48,52,700	00

As under the terms of these loans the bonds cannot be repaid to the holders before the dates stipulated in the debentures.

No. 11—Suburbs.

Outstanding on 1st April 1968 on the different Loans, the amount payable for the year 1968-69, the amount outstanding on 31st March 1969.

Amount repaid in 1968-69.		Balance due on 31-3-1969.		Interest outstanding on 1-4-1968.		Interest payable in 1968-69.		Total Interest due.		Deduct—Interest paid.		Outstanding Balance on 31-3-1969.	
(7)		(8)		(9)		(10)		(11)		(12)		(13)	
Rs.	Ps.	Rs.	Ps.	Rs.	Ps.	Rs.	Ps.	Rs.	Ps.	Rs.	Ps.	Rs.	Ps.
600	00	...		12	25	...		12	25	12	25	...	
...		48,000	00	6	00	1,920	00	1,926	00	1,900	00	26	00
...		1,00,000	00	40	00	4,000	00	4,040	00	4,002	37	37	63
100	00	...		56	25	...		56	25	56	25	...	
...		15,000	00	3,000	00	...		3,000	00	...		3,000	00
23,500	00	15,500	00	2,629	00	...		2,629	00	530	00	2,099	00
42,00,000	00		1,68,000	00	1,68,000	00	* 1,68,000	00	...	
...		60,00,000	00	765	00	2,55,000	00	2,55,765	00	2,55,765	00	...	
...		60,00,000	00	28,262	50	2,55,000	00	2,83,262	50	2,82,625	00	637	50
...		1,25,00,000	00	2,41,814	00	5,00,000	00	7,41,814	00	5,06,156	00	2,35,658	00
...		77,00,000	00	2,991	46	3,27,250	00	3,30,241	46	3,18,520	19	11,721	27
...		10,00,000	00	...		42,500	00	42,500	00	42,500	00	...	
...		55,00,000	00	1,089	36	2,33,750	00	2,34,839	36	2,33,123	35	1,716	01
...		50,00,000	00	...		2,12,500	00	2,12,500	00	2,12,500	00	...	
...		1,60,00,000	00	16,298	86	7,60,000	00	7,76,298	86	7,52,183	97	24,114	89
...		1,10,00,000	00	2,137	50	5,22,500	00	5,24,637	50	5,24,637	50	...	
...		50,00,000	00	...		2,37,500	00	2,37,500	00	2,37,500	00	...	
...		75,00,000	00	...		3,75,000	00	3,75,000	00	3,75,000	00	...	
...		70,00,000	00	...		3,32,500	00	3,32,500	00	3,32,500	00	...	
...		1,00,00,000	00	1,566	91	5,75,000	00	5,76,566	91	5,75,229	98	1,336	93
...		50,00,000	00	...		3,00,000	00	3,00,000	00	3,00,000	00	...	
...		75,00,000	00	...		4,31,250	00	4,31,250	00	4,25,500	00	5,750	00
...		50,00,000	00	...		3,00,000	00	3,00,000	00	3,00,000	00	...	
...		45,00,000	00	...		2,70,000	00	2,70,000	00	2,36,070	00	33,930	00
...		50,00,000	00	...		1,99,166	66	1,99,166	66	1,99,166	66	...	
...		82,50,000	00	
...		50,00,000	00	
42,24,200	00	14,06,28,500	00	3,00,669	09	63,02,836	66	66,03,505	75	* 62,83,478	52	3,20,027	23

The Sinking Fund has been invested as shown in detail in Appendix No. 10.

* Rs. 77,000.00 paid from Interest accrued but not paid a/c

APPENDIX No. 11. (Extended Suburbs).

Statement showing Outstanding Loans due by the Municipal Corporation of Greater Bombay (Extended Suburban Area), the Interest Outstanding on 1st April 1968 on the different Loans, the amount payable for the year 1968-69, the amount paid by the State Bank of India and in office during the year and the balance Outstanding on 31st March 1969.

Serial No.	Particulars of Loan.	Rate of interest.	Balance due on 1-4-1968.	Amount raised in 1968-69.	Total.	Amount repaid in 1968-69.	Balance due on 31-3-1969	Interest outstanding on 1-4-1968.	Interest payable in 1968-69.	Total Interest due.	Deduct Interest paid.	Outstanding balance on 31-3-1969
(1)	(2)	(3)	(4)	(5)	(6)	(7)	(8)	(9)	(10)	(11)	(12)	(13)
		Rs.	Rs.	Rs.	Rs.	Rs.	Rs.	Rs.	Rs.	Rs.	Rs.	Rs.
	Loans raised from the Public.											
1	4½ per cent. 25 lakhs Bombay Municipal Extended Suburbs Internal Loan of 1957-58 for financing Capital Works such as Water Works, etc.	4½%	25,00,000	...	25,00,000	...	25,00,000	...	1,06,250.00	1,06,250.00	1,06,250.00	...
2	4½ per cent. 20 lakhs (Out of 35 lakhs) Bombay Municipal Extended Suburbs Internal Loan of 1958-59 for financing Capital Works such as Water Works, etc.	4½%	20,00,000	...	20,00,000	...	20,00,000	...	85,000.00	85,000.00	85,000.00	...
3	4 per cent. Rs. 25 lakhs Bombay Municipal Extended Suburbs Loan of 1959-60 for financing Capital Works such as Water Works, etc.	4%	25,00,000	...	25,00,000	...	25,00,000	16,394.00	1,00,000.00	1,16,394.00	90,998.00	25,396.00
4	4½ per cent. Rs. 20 lakhs Bombay Municipal Extended Suburbs Loan of 1960-61 for financing Capital Work, such as Water Works etc.	4½%	22,00,000	...	22,00,000	...	22,00,000	0.05	93,500.00	93,500.05	92,968.71	531.34
5	4½ per cent. Rs. 10 lakhs Bombay Municipal Extended Suburbs (Internal) Loan of 1960-61 for financing Capital Works such as Water Works, etc.	4½%	10,00,000	...	10,00,000	...	10,00,000	...	42,500.00	42,500.00	42,500.00	...
6	4½ per cent. Rs. 50 lakhs Bombay Municipal Extended Suburbs Loan of 1961-62 for financing Capital Works such as Water Works etc.	4½%	55,00,000	...	55,00,000	...	55,00,000	637.53	2,33,750.00	2,34,387.53	2,34,387.52	0.01
7	4½ per cent. Rs. 30 lakhs Bombay Municipal Extended Suburbs Loan of 1962-63 for financing Capital Expenditure such as Water Works etc.	4½%	30,00,000	...	30,00,000	...	30,00,000	13,359.50	1,42,500.00	1,55,859.50	1,32,394.38	23,465.12
8	4½% Rs. 25 lakhs Bombay Municipal Extended (Sub.) Internal Loan 1964-65	4½%	25,00,000	...	25,00,000	...	25,00,000	...	1,18,750.00	1,18,750.00	1,18,750.00	...
9	6% Rs. 50 lakhs Bombay Municipal Budget 'A' (Div. III) Internal Loan 1965-66	6%	50,00,000	...	50,00,000	...	50,00,000	...	3,00,000.00	3,00,000.00	3,00,000.00	...
10	5½% Rs. 50 lakhs B.M.C. Budget 'A' Div. III Loan 1966-67	5½%	50,00,000	...	50,00,000	...	50,00,000	2,875.00	2,87,500.00	2,90,375.00	2,90,375.00	...
11	6% Rs. 40 lakhs B.M.C. Budget 'A' Div. III Internal loan 1966-67	6%	40,00,000	...	40,00,000	...	40,00,000	...	2,40,000.00	2,40,000.00	2,40,000.00	...
12	6% Rs. 35 lakhs Bom. Mun. Budget 'A' Div. III Loan 1967-68 out of Rs. 60 Lakhs Loan	6%	35,00,000	...	35,00,000	...	35,00,000	...	2,10,000.00	2,10,000.00	1,96,256.00	13,744.00
13	6% Rs. 20 lakhs Bom. Mun. Budget 'A' Div. III Internal Loan 1967-68 out of 30 Lakhs Loan	6%	20,00,000	...	20,00,000	...	20,00,000	...	79,666.66	79,666.66	79,666.66	...
14	6% Rs. 55 Lakhs Bombay Municipal Corporation Budget 'A' Div. III Loan 1968-69	55,00,000	55,00,000	...	55,00,000
	Total	...	4,07,00,000	55,00,000	4,62,00,000	...	4,62,00,000	33,266.08	20,39,416.66	20,72,682.74	20,09,546.27	63,136.47

Statement showing the amounts of the Receipts and Expenditure respectively credited to the credit of the Fund at the close of the

	Details.		Total.	
	Rs.	P.	Rs.	P.
RECEIPTS—A.—REVENUE ACCOUNT.				
A.—General Tax	10,26,60,070	03		
B.—Town Duties	10,08,96,582	22		
C.—Other Receipts—				
(a) Grant-in-aid of the fees for Land Conveyance, Music, etc., Licences	7,964	00		
(b) Grant-in-aid in respect of fines for offences against the Law	3,31,633	54		
(c) Interest and Profit on Investment of Surplus Loan and other balances	70,68,724	99		
(d) Interest on Plant and Machinery Depreciation Fund	1,58,551	72		
(e) Miscellaneous	23,24,979	55		
(f) Receipts on account of Municipal Journal	12,954	78		
D.—Receipts on account of proportionate cost of collection of Education cess	1,05,255	00		
E.—	1,22,000	00		
			21,36,88,715	88
Water Works—Water Tax and other Miscellaneous Water Works Revenue—				
A.—Water Tax	5,06,28,829	77		
B.—Other Receipts	23,75,165	43		
			5,30,03,995	20
3. Museums	15,771	64	15,771	64
4. Free Reading Rooms and Libraries	33,60,455	43	33,60,455	43
5. Public Health Department	11,63,667	31	11,68,667	31
6. Medical Relief and Education	17,82,568	82	17,82,568	82
7. Street Cleansing and Conservancy, Road Watering and Halalkhore Service—				
A.—Halalkhore Tax	1,41,12,881	19		
B.—Other Receipts	12,28,449	84		
C.—Tax on Dogs	55,090	64		
			1,53,96,421	67
8. Roads, S.W. Drains and Public Lighting—				
A.—Wheel Tax	88,51,437	62		
B.—Contribution from Government in lieu of Tolls	25,000	00		
C.—Other Receipts—				
(a) Ground Rent	79,113	83		
(b) Miscellaneous	11,79,688	17		
(c) Interest realised on Donations	2,227	55		
			1,01,37,467	17
9. Mechanical	4,86,654	09	4,86,654	09
10. Buildings, Land Acquisition and Management—				
A.—Sale Proceeds of Surplus Land	1,83,314	38		
B.—Other Receipts—				
(a) Rent of Buildings	14,93,337	03		
(b) Ground Rent	6,03,611	90		
(c) Miscellaneous	18,65,727	59		
C.—Contribution from the Capital Funds on account of Special Land Acq. staff	1,79,958	72		
			43,30,949	62
11. Fire Brigade—				
A.—Fire Tax	32,91,718	49		
B.—Other Receipts	62,659	28		
			33,54,377	77
12. Licensing Removal of Encroachments on Public Streets, Administration of Shops & Establishments Act, 1948 and Theatre Tax—				
A.—Licences for Dangerous and Offensive Trades	25,96,069	31		
B.—Removal of Encroachments on Public Streets	30,92,122	12		
C.—Receipts from Administration of Shops and Establishments Act	7,47,048	14		
D.—Miscellaneous	10,15,370	75		
E.—Receipts from Theatre Tax	7,47,026	80		
			81,97,637	12
13. Gardens and Open Spaces			7,73,812	69
14. Markets and Slaughter Houses			83,16,879	57
15. Contribution from Capital Funds to Revenue on account of Loan Works Staff			9,44,815	06
16. Extraordinary Receipts			2,08,490	16
17. Rebate from Government on account of collection of the Urban Immoveable Property Tax in the City			1,801	34
18. Transfers from the B. E. S. & T. Fund			62,087	34
19. Receipts from Government on account of Urban Immoveable Property Tax				
20. Grant in aid from Central Government on account of additional Exp. due to increase in employments etc.				
Total—Revenue Receipts Rs.			32,52,31,567	88
RECEIPTS—B.—CAPITAL ACCOUNT—				
Loan Funds—				
Debt—Principal—				
Loan of 1967-68	10,65,00,000	00		
Advances from Special Funds for purchase of Plant and Machinery—				
Net premim Fund	4,47,150	72		
Municipal Fire and Accident Insurance Fund	1,93,631	14		
Advance from K.E.M. Hospital Research Fund for purchase of P & L M				
K.E.M. Hospital Equipment Fund	33,775	00		
Land (Acquisition and Reclamation) Fund	29,21,176	56		
Hospital Fund	2,03,822	47		
Plant and Machinery Depreciation Fund	4,73,033	90		
Advances from Net Premia Fund and Special Funds for renewal (1) of Surfaces of Roads for which no renewal Fund exists and (2) of Surfaces of Roads taken over from Ex-Trust				
Advances from Net premim fund for Repayment of Rs. 28 lakhs Loan of 1929				
			11,07,72,589	79
Trust Fund—				
Government share of the cost of Preliminary Expenses in connection with preparation of the Master Plan for Bombay City and Greater Bombay				
Donations				
Interest on investments				
Total Capital Account Receipts			11,07,72,589	79

No. 15. (City)

and debited to the Municipal Fund during the year 1968-69 and the balance year 1968-69 (i. e. 31st March 1969).

	Details.		Total.	
	Rs.	P.	Rs.	P.
RECEIPTS—C.—SUSPENSE ACCOUNT—				
I.—Sinking and Special Fund Accounts—				
Sinking Fund account—Municipal	3,48,71,517	33		
Special Fund Accounts	4,28,67,278	55		
Improvement Schemes Fund Account—				
(a) Sinking Fund Account	53,27,652	82		
(b) Investment Reserve Fund Account	3,40,962	02		
Sinking Fund Account—Slum clearance (City)	6,14,378	04		
Sinking Fund Account Slum clearance (Suburbs)	3,94,107	10		
Amenities Fund Account	1,02,257	39		
Rent Equalisation Fund Account.	3,18,022	75		
			8,48,36,175	90
II.—Paper and Cash Accounts—				
1. Sinking Fund	1,83,72,062	05		
2. Special Funds	3,45,27,086	32		
3. Surplus Fund	8,48,20,094	48		
4. Loan Fund	1,23,90,632	06		
5. Improvement Schemes Funds—				
(a) Sinking Fund	30,83,818	61		
(b) Capital Fund	70,61,373	12		
(c) Investment Reserve Fund	2,29,769	93		
(d) Rent Equalisation Fund	1,811	66		
(e) Amenities Fund	2,156	98		
6. Improvement Schemes A/c (Slum Clearance) City—				
(a) Sinking Fund	371	26		
(b) Capital Fund	6,10,588	77		
7. Improvement Schemes A/c (Slum Clearance) Subs.				
(a) Sinking Fund	87	24		
(b) Capital Fund	26,00,491	14		
State Bank of India and other Local Banks on account of Sundry deposits	14,25,76,576	42	30,62,76,920	04
III.—Suspense Accounts—				
Deposit Account	16,65,43,895	84		
Reserve Stores Account	1,69,70,550	62		
Capital Stores Accounts	1,92,23,851	61		
Purchase of Petrol and Diesel Oil	8,54,491	57		
Advances to public including co-operatives for Housing Purposes				
Advances Departmental Works	16,83,806	27		
Advances Municipal Workshops	8,18,879	63		
Municipal Foundry	1,24,178	65		
Worli Crushers	1,42,263	46		
Sewri Crushers				
Mechanical Transport	60,23,240	18		
Asphalt Plant	4,54,514	86		
Pre-Cast Concrete Slabs				
Municipal Printing Press	24,05,621	00		
Rota Printing Units	237	59		
Advances Private Works	3,13,092	20		
Servicing of Vehicles and recharging of Batteries.	887	99		
Reinstatement of Trenches	31,33,928	58		
Advances Special Funds	30,15,798	87		
Municipal Contractors	93,258	48		
Municipal Tenderers	513	35		
Sundry Advances	1,82,91,008	07		
Advances for demolition of unauthorised structures and for removal of unsafe Buildings in the City	1,74,190	23		
Advances to Municipal Officers—				
Interest Accrued but not paid	1,67,005	93		
Interest Receivable Account	23,00,660	82		
Provident Fund	90,000	00		
Welfare Fund	2,58,41,100	13		
Fines Fund	15	00		
Fidelity Guarantee Insurance Fund	6,118	54		
Bombay Municipal Corporation Loans Interest Warrants payable Account	12,739	29		
City of Bombay Improvement Trust Loans Interest Warrants Payable Account	88,51,362	37		
Cash Bills outstanding Account	5,32,420	73		
Dishonoured Cheques	5,03,653	96		
Cheques payable	1,18,05,464	11		
Loan Redemption Fund Slum Clearance City	62,11,49,574	11		
Loan Redemption Fund Slum Clearance Suburbs	18,041	70		
Wages Deposit Account	23,027	32		
Loan Redemption Fund—Municipal	95,52,246	90		
Loan Redemption Fund—Improvement Schemes	1,92,55,938	44		
Manufacture of concrete covers—Recoveries Dadarkar Pattern	41,47,152	36		
Interest on B. I. T. Loans payable Account	28,918	96		
Debt-charges Equalisation Fund				
Municipal Power Laundry	3,06,454	62		
Plant and Machinery Purchased out of S. C. B.				
Pension Fund	1,18,73,246	42		
Gratuities Fund	37,24,101	91		
Amount transferred to D. A. Suburbs	1,63,07,287	00		
Security Deposit in C. Railway L. D. G. S. New Delhi	3,00,000	00	97,70,69,742	67
Total Receipts— C.—Suspense Accounts			1,36,81,82,838	61

	Details.		Total.	
	Rs.	P.	Rs.	P.
RECEIPTS—D.—IMPROVEMENT SCHEMES ACCOUNT—				
General Account Revenue—				
I.—Rents and other proceeds of Properties...	1,06,12,766	63		
II.—Contribution from the Municipal Corporation under Section 125(2)(d) of the Municipal Act	1,01,08,008	00		
III.—Grant-in-aid for meeting deficit in General Account	9,61,000	00		
IV.—Interest and Profit on Investments	Dr. 4,900	02		
V.—Miscellaneous Receipts	1,01,615	22		
VI.—Transfer of Revenue Surplus to Capital Account	Dr. 22,95,198	22		
	Total Rs. ...		1,94,83,291	61
Capital Account—				
I.—Sale proceeds of Lands, Buildings, etc.	4,88,646	28		
II.—Transfer of Revenue Surplus from General Account	22,95,198	22		
III.—Loan raised during 1968-69	75,00,000	00		
Lumpsum provision for granting loans to in etc Building in Impt. Scheme as provided under Section 354 of B.M.C. Act				
	Total—Capital Account Receipts Rs. ...		1,02,83,844	50
	Total—D.—Improvement Schemes		2,97,67,136	11
RECEIPTS—E.—IMPROVEMENT SCHEMES ACCOUNT—SLUM CLEARANCE (CITY)—				
General Account Revenue—				
I.—Rents and other proceeds of Properties	13,88,887	06		
II.—Grant-in-aid for meeting deficit				
III.—Interest and Profit on Investment	2,09,466	17		
IV.—Miscellaneous Receipts				
V.—Appropriation from Capital Account to meet deficit in General Account	6,21,610	41		
	Total—Capital Account Receipts		22,19,963	64
Capital Account—				
I.—Sale proceeds of Lands and Buildings	332	00		
II.—Loans from Government	10,14,606	00		
III.—Loan raised in 1968-69				
Subsidy from Government	6,18,719	00		
Transfer to General Accounts				
	Total—Capital Account Receipts		16,33,657	00
	Total—E.—Improvement Schemes Slum Clearance (City)		38,53,620	64
RECEIPTS—F.—IMPROVEMENT SCHEMES ACCOUNT—SLUM CLEARANCE (Subs.)—				
General Account Revenue—				
I.—Rents and other proceeds of properties	2,32,536	20		
II.—Contribution from Municipal Corporation (Suburbs)				
III.—Interest and Profits on Investments	1,64,305	18		
IV.—Miscellaneous Receipts				
V.—Transfer of Revenue Surplus to Capital Account	11,12,735	73		
	Total—Capital Account Receipts		15,09,577	11
Capital Account—				
I.—Sale Proceeds of Lands and Buildings	75,116	97		
II.—New Loans in 1968-69	25,00,000	00		
Transfer of Revenue Surplus				
III.—Loan from Government	25,507	00		
IV.—Subsidy from Government				
	Total—Capital Account Receipts		26,01,023	97
	Total—F.—Improvement Schemes Account—Slum Clearance (Subs.)		41,10,601	08
EXPENDITURE—A.—REVENUE ACCOUNT.				
I.—General Supervision, Collection of Revenue etc.—				
A.—General Superintendence	1,09,54,550	24		
B.—Collection of Revenue	54,76,654	76		
C.—Upkeep and guarding of Municipal Head Office	3,77,212	99		
D.—General Stores	5,96,332	75		
E.—Legal Department	11,90,371	67		
F.—Miscellaneous Charges	5,82,506	24		
G.—Election Expenses	12,30,345	20		
H.—Provident Fund charges	3,35,532	80		
I.—Debt Charges	9,47,005	89		
Deduct—Proportion of General Superintendence chargeable to the Water Works, VII—Street Cleansing, VIII—Roads, Fire Brigade Market, and Improvement Schemes Account and Education Fund Account Budget D & F	Cr. 49,55,670	50		
	Total—General Supervision, Collection of Revenue etc.—		1,67,34,842	04
II.—Water Works—				
A.—Maintenance I	1,19,32,141	02		
B.—Income Tax on income derived by the Municipality for supply of water to areas outside Municipal Jurisdiction	2,14,733	70		
C.—Provident Fund Charges	2,74,073	23		
D.—Pension, Gratuities and Compassionate Allowances	5,67,870	00		
E.—Proportion of General Supervision and Collection of Revenue, etc.	22,69,279	03		
F.—Debt Charges	4,23,01,491	84		
G.—Provision for Equalisation of Debt Charges				
	Total—Water Works—		5,75,59,588	82
III.—Museums—				
A.—Victoria Albert Museum	96,715	79		
B.—Provident Fund Charges	1,134	00		
C.—Debt Charges	1,193	14		
	Total—Museums—		99,042	93
IV.—Free Reading Rooms and Libraries—				
A.—Municipal Free Reading Rooms and Libraries	7,41,950	82		
B.—Municipal High School	29,66,822	60		
C.—Provident Fund charges	4,613	00		
	Total—Free Reading Rooms and Libraries—		37,13,386	42
V.—Public Health Department—				
A.—General Superintendence	64,96,740	78		
B.—Supply of milk to the undernourished needy children attending Municipal Schools	58,35,525	09		
C.—Provident Fund, Charges	1,07,151	25		
E.—Census				
F.—Debt Charges	7,04,909	41		
D.—Malaria Eradication Programme	1,77,772	69		
Institute of Public Health	Cr. 1,229	90		
G.—Impounding Stray Cattle				
	Total—Public Health Department—		1,33,20,869	32
	Expenditure—Revenue—Carried over		3,24,06,376	19
			9,14,27,929	53

	Details.		Total.	
	Rs.	P.	Rs.	P.
B/o.			9,14,27,729	53
VI.—Medical Relief and Education—				
A.—Hospitals and Maternity Homes—				
B.—Maternity Homes	3,58,05,275	79		
C.—Dispensaries	17,97,888	46		
D.—Family planning clinics	14,97,267	07		
E.—Medical Education	403	74		
F.—Statutory Contribution to Government Medical Institutions	60,03,434	23		
G.—Clinic for treatment of Leprosy cases	4,14,500	04		
H.—Providing a convalescent home of 120 Beds with Equipments, Staff quarters near K. E. M. Hospital B. C. G. Vaccination	2,73,224	74		
K.—Debt Charges	52,76,984	22		
L.—Construction of full fledged Buildings at L. T. M. G. H. Sion	30,53,894	92		
M.—Grant-in-aid to Public Institutions	3,28,217	23		
J.—Provident Fund, charges			5,44,46,050	44
VII.—Street Cleansing and Conservancy, Road Watering and Halalkhore Service—				
A.—Street Cleansing and Conservancy	28,74,916	54		
B.—Collection, Loading Removal and disposal of Town Refuse	2,14,71,710	23		
C.—Road Watering				
D.—Halalkhore Service	1,37,97,758	96		
E.—Provident Fund Charges	7,85,185	86		
F.—Pension Gratuities and Compassionate allowances...	5,68,100	00		
G.—Debt Charges	33,47,828	03		
H.—Debt Charges			4,28,45,499	62
VIII.—Roads S. W. Drains and Public Lightina—				
A.—General	9,93,642	61		
B.—Maintenance of Roads	55,96,977	26		
C.—Public Lighting	74,09,460	15		
D.—Maintenance of S. W. Drains	83,429	05		
E.—Rebate on Account of the compounded wheel-tax,	17,551	00		
F.—Provident Fund etc. Charges	1,13,618	74		
G.—Debt Charges	97,04,694	40		
H.—Proportionate Cost of Collection of Wheel Tax at 5% of the Total Expenditure etc.	1,75,424	08		
I.—Proportionate Cost of Collection of Wheel Tax at 5% of the Total Expenditure etc.			2,40,94,797	29
IX.—Mechanical—				
A.—Mechanical Engineer's Office Estt.	6,68,780	84		
B.—Provident Fund Charges	29,744	71		
C.—Debt Charges	1,24,763	13		
D.—Debt Charges			8,23,288	68
X.—Buildings, Land Acquisition and Management—				
A.—City Engineer's Central Office Establishment	8,35,557	45		
B.—Inspection and Supervision of Private Buildings	9,85,230	61		
C.—Architectural	1,30,896	40		
D.—Land Acquisition and Management	6,72,627	09		
E.—Inspection and Supervision of Factories, Workshops and Work Places	89,164	91		
F.—Debt Charges	40,07,022	33		
G.—Provident Fund, charges	89,821	43		
H.—Deduct—Supervision Chargeable to Improvement Schemes Account Industrial Estate	Cr. 1,58,189	61		
I.—Deduct—Supervision Chargeable to Improvement Schemes Account Industrial Estate	31,568	54		
J.—Deduct—Supervision Chargeable to Improvement Schemes Account Industrial Estate			66,83,699	15
XI.—Fire Brigade—				
A.—Maintenance	23,75,042	78		
B.—Provident Fund, etc., Charges	3,064	00		
C.—Pension Gratuities and compassionate allowances	2,35,850	00		
D.—Proportion of General Supervision and Collection of Revenue	1,64,699	49		
E.—Debt Charges	3,60,998	57		
F.—Debt Charges			31,39,654	84
XII.—Licensing, Removal of Encroachments on Public Streets and Administration of Shops and Establishment Act, 1948 and Theatre Tax—				
A.—Licensing Establishment	10,41,612	11		
B.—Removal of encroachments on Public Streets	8,62,937	83		
C.—Administration of Shops and Establishment Act, 1948	4,97,563	88		
D.—Administration of Theatre Tax				
E.—Provident Fund, charges	75,205	07		
F.—Debt Charges				
G.—Debt Charges			24,77,318	89
XIII.—Gardens and Open Spaces—				
A.—Gardens	19,99,046	52		
B.—New Gardens, Recreation Grounds etc.	6,000	00		
C.—Road side Trees	1,02,367	46		
D.—Open Air Theatre at Victoria Garden	7,340	37		
E.—M. G. M. O. Swimming Pool	1,49,892	47		
F.—Raja Baldeodas Birla Krida Kendra	1,05,500	66		
G.—Provident Fund, charges	37,822	90		
H.—Debt Charges	7,22,729	62		
I.—Debt Charges			31,30,699	80
XIV.—Markets and Slaughter Houses—				
A.—Markets and Slaughter Houses & Refrigerator at A. C. Market	39,13,921	58		
B.—Provident Fund and etc., charges	45,518	38		
C.—Pension Gratuities and compassionate allowances	1,87,460	00		
D.—Proportion of General Supervision	2,36,323	90		
E.—Debt Charges	9,41,772	25		
F.—Debt Charges			53,24,996	1
XV.—Contribution to—				
(a) Budget 'B' under Section 125(2)(d) of the Bombay Municipal Corporation Act	70,65,830	00		
(b) Budget 'E' under Section 126(c) of the Bombay Municipal Corporation Act	1,76,64,580	00		
(c) Special Contribution to Budget 'E' under Section 126(C-1) of the B.M.C. Act	3,50,00,000	00		
(d) Fines Fund and Welfare Fund	8,69,496	56		
(e) Fines Fund and Welfare Fund			6,05,59,906	56
XVI.—Miscellaneous—				
(c) Pension Fund	47,73,620	00		
(d) Gratuities Fund	13,61,040	00		
Deduct—proportionate share chargeable to—	Cr. 3,15,990	00		
(c) Pension Fund			58,18,670	00
(d) Gratuities Fund				
XVII.—Measures for civil Defence				
Total Expenditure—A—Revenue Account Rs.			30,08,12,350	91

	Details.		Total.	
	Rs.	P.	Rs.	P.
EXPENDITURE B—CAPITAL ACCOUNT				
I.—General Supervision, Collection of Revenue, etc.	24,49,067	37		
II.—Water Works, ordinary	73,61,464	36		
II.—Augmenting City's Water Supply	3,50,56,495	94		
V.—Public Health Department	59,738	93		
VI.—Medical Relief and Education	72,45,165	88		
VII.—Street Cleansing, Conservancy, Road Watering and Halalkhore Service	18,17,996	03		
VIII.—Roads, S. W. Drains and Public Lighting	79,68,783	93		
IX.—Mechanical				
X.—Buildings, Land Acquisition and Management	26,46,335	84		
XI.—Fire Brigade				
XIII.—Gardens and open spaces	3,34,509	44		
XIV.—Markets and Slaughter Houses	86,11,549	11		
XV.—Slum Service	1,97,738	67		
XVII.—Greater Bombay				
XVIII.—Industrial Estate	58,101	56		
Discount and other charges on the new Loans				
Plant and Machinery to be purchased out of Net Premia Fund	Cr. 62,107	68		
Plant and Machinery to be purchased out of Municipal Fire and Accident Ins. Fund	Cr. 80,070	59		
Plant and Machinery to be purchased out of K. E. M. Hospital Equipment Fund	26,436	10		
Plant and Machinery to be purchased out of K. E. M. Hospital Research Fund	Cr. 1,789	31		
Plant and Machinery to be purchased out of Land (Reclamation and Acquisition Fund	21,21,488	44		
Plant and Machinery to be purchased out of Pre-cast Concrete Slabs Pavement Renewal Fund				
Plant and Machinery to be purchased out of Plant and Machinery Depreciation Fund	1,60,747	101		
Plant and Machinery to be purchased out of Hospital Fund	26,689	61		
Plant and Machinery to be purchased out of Slum Service Fund				
Assets written off	20,81,196	21		
Recoupment of Advances for Purchase of Capital Stores Account Stock during 66-67	6,22,783	24		
Plant and Machinery to be purchased out of Special Fund				
			7,87,02,320	09
Trust Fund—				
Expenditure				
Total B— Capital Expenditure—Rs.			7,87,02,320	09

EXPENDITURE—C.—SUSPENSE ACCOUNTS—	Details.		Total.	
	Rs.	P.	Rs.	P.
I.—Sinking and Special Fund Accounts—				
(1) Sinking Fund Account—Municipal	1,51,05,585	09		
(2) Special Fund Accounts	1,35,95,041	94		
(3) Improvement Scheme Accounts—				
(a) Sinking Fund Accounts	30,03,756	33		
(b) Sinking Fund A/C Slum Clearance City	4,160	53		
(c) Sinking Fund Account Slum clearance (Suburbs)	3	10		
Other Fund Accounts (Impts.)—				
(d) Investment Reserve Fund Account	567	83		
(e) Rent Equalisation Fund Account	1,125	79		
(f) Amenities Fund Account	349	11		
			3,17,10,589	72
II.—Paper and Cash Accounts—				
(1) Sinking Fund	3,81,37,994	29		
(2) Special Funds	6,15,92,222	21		
(3) Surplus Fund	7,42,51,959	67		
(4) Loan Fund		1 76		
(5) Improvement Schemes Funds—				
(a) Sinking Fund	54,07,715	10		
(b) Capital Fund	1,05,22,189	13		
(c) Investment Reserve Fund	5,70,164	12		
(d) Amenities Fund	1,04,065	26		
(e) Rent Equalisation Fund	3,18,708	62		
(6) Improvement Schemes A/C (Slum Clearance) City				
(a) Sinking Fund	6,10,588	77		
(b) Capital Fund	8,20,804	72		
(6) Improvement Schemes A/C (Slum Clearance Subs.				
(a) Sinking Fund	3,94,191	14		
(b) Capital Fund	25,00,088	81		
State Bank of India and other Local Banks on account of Sundry Deposits	20,82,94,384	76		
			40,35,25,078	36
III —Suspense Accounts—				
Deposit Account	15,77,79,924	23		
Reserve Stores Accounts	1,54,14,411	09		
Capital Stores Accounts...	1,62,54,767	02		
Capital Store Account Stoke—Feras Road Depot	54,975	91		
Purchase of Petrol, and Diesel Oil	8,50,983	36		
Purchase of Coal				
Advances Departmental Works	28,97,602	37		
Advances Municipal Workshop	10,66,458	70		
Municipal Laundry	1,86,200	04		
Worli Crushers	5,08,062	27		
Sewri Crushers	5,977	85		
Mechanical Transport	57,09,232	71		
Asphalt Plant	9,98,875	61		
Pre Cast Concrete Slabs				
Rota Printing Units	2,43,752	27		
Servicing of Vehicles and Recharging of Batteries				
Municipal Printing Press	26,04,461	78		
Advances Private Works	7,47,010	33		
Advances Special Funds	52,48,230	30		
Municipal Contractors	90,966	61		
Municipal Tenderers	19,515	90		
Sundry Advances	2,71,62,535	30		
Advance to public including co-operatives for Housing purposes	15,59,231	74		
Advance for demolition of unauthorised Structures and for Removal of unsafe Buildings in the City	2,78,143	01		
Repayment of Loans Municipal	1,92,30,607	73		
Do. (Impts. Schemes)	41,47,152	36		
Repayment of Loans Impts. Schemes Slum Clearance City	18,044	70		
Do. Suburbs	23,027	32		
Advances to Municipal Officers	1,88,976	00		
Provident Fund	2,58,41,100	13		
Welfare Fund		15 00		
Fines Fund	6,118	54		
Fidelity Guarantee Insurance Fund	12,739	29		
Bombay Municipal Corporation Loans Interest Warrants payable Account	87,99,993	49		
City of Bombay Improvement Trust Loans Interest Warrants Payable Account	5,32,079	89		
Dishonoured Cheques	1,18,05,464	11		
Cash Bill outstanding Account	4,19,575	80		
Cheques payable	62,09,74,767	58		
Wages Deposit Account	95,52,246	90		
Advances to B.E.S.T.				
Interest on B.I.T. Loans payable account	46,918	96		
Interest accrued but not paid	2,19,250	00		
Advance for manufacture of concrete Covers and Dadarkar Pattern				
Debt Charges Equalisation Fund				
Interest Receivable Account	4,10,000	00		
Municipal Power Laundry	5,17,282	25		
Reinstatement of Trenches	28,03,541	40		
Pension fund	1,18,73,246	42		
Gratuities fund	37,24,101	91		
Amount transferred to D.A. (Sub)	4,28,30,546	12		
Security Deposit in the C. R. Rly. L.D.G.S. New Delhi			1,00,36,58,114	30
Total Expenditure—Suspense Accounts			1,43,88,93,782	38

No. 15—Concluded (City)

	Details.		Total.	
	Rs.	P.	Rs.	P.
EXPENDITURE—D.—IMPROVEMENT SCHEMES ACCOUNT				
General Account Expenditure—				
A.—Maintenance of Properties and Streets	93,12,343	98		
B.—Cost of Management and Establishment	29,75,952	33		
C.—Proportionate charges on account of Municipal Supervision	9,35,319	36		
Deduct—				
Proportionate share of cost of Management and Establishment chargeable to				
Do. do. do. (a) General Account	Cr. 34,15,827	57		
(b) Capital Account	Cr. 4,95,444	12		
D.—Debt Charges	1,01,70,947	63	93,12,343	98
			1,01,70,947	63
Total			1,94,83,291	61
Capital Account—				
Improvement and Street Schemes, etc.	63,27,584	37		
Proportionate share of cost of Management and Establishment chargeable to General account	4,95,444	12		
Lump sum provision for granting loans to grant Building etc. under Section 354w of the B.M.C. Act.				
Total	68,23,028	49	68,23,028	49
Total—General and Capital Account Expenditure			2,63,06,320	10
EXPENDITURE—E.—IMPROVEMENT SCHEMES ACCOUNT—SLUM CLEARANCE				
CITY—				
General Account Expenditure—				
A.—Maintenance of Properties and Streets	5,75,225	86		
D.—Debt Charges	16,44,737	78	22,19,963	64
Capital Account—				
Expenditure	14,23,441	05		
Proportionate share of cost of Management and Establishment chargeable to Capital Account			14,23,441	05
Deficit in General Account				
Total E.—Improvement Schemes Account—Slum Clearance (City)			36,43,404	69
EXPENDITURE—F.—IMPROVEMENT SCHEMES ACCOUNT—SLUM CLEARANCE—(SUBURBS)—				
General Account Expenditure—				
A.—Maintenance of Properties and Streets	96,971	60		
D.—Debt Charges	14,12,605	51	15,09,577	11
Total			15,09,577	11
Capital Account—				
Expenditure	27,01,426	30		
Transfer of Revenue Deficit to Capital A/C.			27,01,426	30
Total			42,11,003	41
Total, F.—Improvement Schemes Account—Slum Clearance—(Suburbs)			42,11,003	41
Bank's reconciliation—				
*Balance as per Bank's Pass Book			1,72,56,248	56
Add—				
Revenue sent to the Bank on 31st March 1966 but acknowledged on 1st April 1969			36,12,104	02
			2,08,68,352	58
Less—				
Uncashed Cheques			50,81,953	13
Balance in Bank as per Day Book (Column No. 10)			1,57,86,399	45
Balance in Office in Government Promissory Notes, etc.	2,79,550	00		
Balance in Office in Cash	31,247	08	2,30,90,589	67
	3,10,797	08	3,88,76,989	12
Collection kept in office	2,27,79,792	59		

SUMMARY

Receipts.			Disbursements.	
Rs.	Ps.		Rs.	P.
4,95,27,816	59	Balance on 1st April 1966		
32,52,31,567	88	A.—Revenue Account	30,08,12,350	91
11,07,72,589	79	B.—Capital Account	7,87,02,320	09
1,36,81,82,838	61	C.—Suspense Account	1,43,88,93,782	38
2,97,67,136	11	D.—Improvement Schemes Account	2,63,06,320	10
38,53,620	64	E.— Do. Slum Clearance (City)	36,43,404	69
41,10,601	08	F.— Do. do. (Suburbs)	42,11,003	41
1,84,19,18,354	11			
		Total Rs.	1,85,25,69,181	58
		* Balance on 31st March 1967	3,88,76,989	12
1,89,14,46,190	70	Total.—	Total Rs.	1,89,14,46,170

APPENDIX No. 15
(Suburbs)

Statement showing the Amounts of the Receipts and Expenditure respectively credited and debited to the Municipal Fund during the year 1968-69 and the Balance at the credit of the Fund at the close of the year 1968-69 i.e., 31st March 1969).

	Details.		Total.	
	Rs.	P.	Rs.	P.
RECEIPTS—A.—REVENUE ACCOUNT.				
1.—General Tax, Indirect Taxation and Miscellaneous Revenue—				
A.—General Tax	3,41,62,018	74		
C.—Other receipts—				
(b)—Grants-in-aid in respect of fines for offences against the law	83,909	39		
(c)—Interest and profit on Investment of Surplus Loans and other balances	1,67,800	14		
(e)—Miscellaneous	6,49,268	20		
D.—Receipts on account of Proportional cost of Collection of Education cess	54,706	34		
E.—Rebate from Govt. on account of collection of Education cess etc.	61,746	00		
			3,51,79,448	81
2. Water Works—Water Tax and other Miscellaneous Water Works Revenue			2,02,16,419	86
4. Free Reading Rooms, Libraries and Municipal High Schools			Dr. 1,22,461	68
5. Public Health Department			2,95,451	38
6. Medical Relief and Education			17,787	72
7. Street Cleansing and Conservancy, etc.				
A.—Halalkhore Tax	44,61,655	62		
B.—Other receipts	1,69,795	83		
C.—Tax on Dogs	14,955	00		
D.—Veterinary Department Fees	3,340	20	46,49,746	65
8. Roads, Storm water Drains and Public Lighting				
A.—Wheel Tax	15,81,523	23		
B.—Contribution from Government in lieu of Tolls	16,673	00		
C.—Other receipts	3,04,851	77		
D.—Ferry Receipts	5,000	00	19,08,048	00
9. Mechanical			12,851	67
10. Buildings, Land Acquisition and Management—				
A.—Sale Proceeds of Surplus Land	3,999	00		
B.—Other Receipts				
(a)—Rent of Bldgs.	23,636	54		
(b)—Ground Rent	1,825	83		
(e)—Miscellaneous Receipts	3,08,190	06	3,37,651	43
11. Fire Brigade—				
A.—Fire Tax	10,89,872	16		
B.—Other Receipts	8,900	86	10,98,773	02
12. Licensing, Removal of Encroachments on Public Streets and Administration of Shops and Establishment Act, 1948 and Theatre Tax—				
A.—Licences for Dangerous and Offensive Trades	8,37,248	57		
B.—Removal of Encroachments on Public Streets, Licences for squatters and Hawkers and fees for removal of encroachments	4,23,320	29		
C.—Grants-in-aid from Government for the Administration of Shops and Establishment Act, 1948	1,51,932	01		
D.—Miscellaneous	2,12,636	84		
E.—Receipts from Theatre Tax	2,18,680	20		
			18,43,817	91
13. Gardens and Open Spaces			33,524	59
14. Markets and Slaughter Houses			13,95,049	07
15. Contribution from Capital Funds to Revenue on account of Loan Works Staff			4,96,937	84
16. Rebate from Government on account of Collection of the Urban Immoveable Property Tax in the Suburbs				
17. Grants-in-aid from Government				
18. Share from Budget 'A' for Town Duties under Section 123(B)2				
19. Receipts from Government on account of U.I.P. Tax			62,807	34
Total—Revenue Receipts			6,74,25,853	61

APPENDIX NO. 15—(Contd.)
(Suburbs)

	Details.		Total.	
	Rs.	P.	Rs.	P.
RECEIPTS—B.—CAPITAL ACCOUNT.				
Capital Receipts—	...			
Debt Principal	...			
New Loan 1968-69	1,32,50,000	00		
Trust Funds	...			
Contribution from Govt. equal to 1/3rd of the Exp. etc.	...			
Contribution from Hospital Fund of Budget 'A'	...		1,32,50,000	00
Total—Capital Account Receipts			1,32,50,000	00
RECEIPTS—C.—SUSPENSE ACCOUNT				
I.—Sinking and Special Fund Accounts—				
Sinking and Special Fund Accounts	98,42,145	03		
Loan Redemption Fund	42,24,200	00		
			1,40,66,345	03
II.—Paper and Cash Accounts—				
(1) Sinking Funds	44,34,515	16		
(2) Special Funds	2,677	02		
(3) Surplus Funds	93,91,851	31		
(4) Loan Funds	...			
State Bank of India and Other Local Banks on account of Sundry Deposits	50,61,021	88		
			1,88,90,065	37
III.—Suspense Accounts—				
Deposit Account	2,36,61,024	59		
Advances for demolition of unauthorised structures and for removal of unsafe buildings in the suburbs	2,952	01		
Advances for improvement of Private streets	...			
Advances for purchase of Petrol	2,24,086	60		
Advances for Departmental Works	23,91,781	52		
Advances for Private Works	2,79,727	71		
Repayment of Municipal Loans (Subs.)	...			
Advances Sundries, Miscellaneous Advances	21,16,767	61		
Advances Municipal Contractors	13,309	36		
Dishonoured Cheques	11,83,635	90		
Advances—Municipal Officers—				
(a) Standing Advances for Contingent Expenses	650	00		
(b) Motor Cars and Motor Cycles to Officers	55,736	29		
(c) Cycle Advances to Subordinates	...			
Suspense Account Mechanical Transport	23,39,620	45		
Provident Fund (Suburbs)	37,57,815	78		
Reinstatement of Trenches	4,10,068	99		
Greater Bombay Suburbs Municipal Corporation Loan	...			
Interest Warrants Payable Account	39,81,525	98		
Interest accrued but not paid	92,333	33		
Cash Bills Outstanding Account	39,010	69		
Cheques Payable	11,23,25,925	55		
Plant and Machinery to be purchased out of S. C. B.	...			
Amount Transferred from Municipal General Fund	3,45,51,436	66		
Wages Deposit Account	19,37,609	39		
Advance out of Surplus Cash Balance for financing the expenditure on Capital Works Loan Funds	...		18,93,65,048	41
Total—Suspense Account Receipts—I, II, III.			22,23,21,458	81
EXPENDITURE—A.—REVENUE ACCOUNT.				
I.—General Supervision, Collection of Revenue, etc.—				
A.—General Superintendence—				
(b) Chief Auditor's Establishment	1,39,744	86		
(c) Municipal Commissioner's Office	1,54,973	73		
(d) Audit and Accounts Establishment	5,32,642	31		
(e) Labour Officer's Establishment	21,767	50		
(h) Public Relation Officer's Department	26,344	40		
(k) Chief Complaints Officer's Establishment	51,613	99		
B.—Collection of Revenue—(a) Property and Wheel Tax Establishment				
	17,78,784	71		
C.—Upkeep and guarding of Municipal Offices				
	2,11,101	37		
E.—Legal Deptt.				
	27,896	77		
F.—Miscellaneous Charges				
	25,028	70		
H.—P. F. Charges				
	75,898	02		
I.—Debt Charges				
	1,29,050	41		
Deduct—Proportion of Gen. Suplt. etc.	...		31,74,846	77
			Cr. 12,28,036	44
Carried forward			19,46,810	33

APPENDIX No. 15—(Contd.)
(Suburbs)

	Details.		Total.	
	Rs.	P.	Rs.	P.
Brought over ...			19,46,810	33
EXPENDITURE—A.—REVENUE ACCOUNT—(Contd.)				
II.—Water Works—				
A.—Maintenance ...	1,21,37,649	78		
C.—P. F. Charges ...	52,901	84		
D.—Pension Gratuities etc. and Compassionate allowances				
(a) Pension Funds ...	2,10,000	00		
(b) Gratuities Funds ...	15,000	00		
E.—Proportion of General Suptd. & Collection of Revenue..	7,09,694	94		
F.—Debt Charges ...	29,60,326	72		
IV.—Free Reading Rooms, Libraries and Municipal High Schools			1,60,85,573	28
V.—Public Health Department—			2,11,537	87
A.—General Superintendence ...	26,29,320	67		
B.—Supply of Milk and Snacks to undernourished needy children attending Municipal Schools. ...	30,72,936	44		
C.—P. F. Charges ...	24,556	70		
D.—Malaria Eradication Programme ...	2,53,669	84		
E.—Debt Charges ...	46,008	23		
F.—Impounding stray cattle. ...	22,996	05		
VI.—Medical Relief and Education—			60,49,487	93
A.—Hospitals				
(d)(vi) T. B. Clinic at Khar ...	1,49,170	88		
(h) K. B. Bhabha Hospital, and Sir C. J. R. Dispensary, Bandra ...	12,13,787	83		
(i) K. B. Bhabha Hospital, Kurla ...	12,10,131	78		
(j) M. G. H. Rajawadi, Ghatkoper ...	8,93,038	75		
(l) Medico Social Centre at Bandra			
(m) Reservation of beds for B. M. C. at Smt. B. C. J. Santacruz General Hospital ...	45,955	00		
(q) Juhu Hospital, Vile Parle ...	37,529	50		
B.—Maternity Homes & Children Welfare Service				
(a) Maternity Homes ...	13,75,326	40		
C.—Dispensaries—(a) Dispensaries, for out patients				
(l) Allopathic ...	7,01,703	95		
(c) Municipal Mobile Dispensary at Rajawadi Ghatkoper ...	28,680	27		
(d) Mobile Dispensaries ...	1,92,880	00		
D.—Family Welfare Planning Centres ...	279	03		
G.—Clinics for treatment of leprosy cases ...				
J.—Debt Charges ...	5,98,737	45		
K.—Grant in aid to Public Institutions ...	2,73,849	25		
L.—P. F. Charges ...	32,484	73		
VII.—Street Cleansing and Conservancy, Road Watering and Halalkhore Service—			67,53,554	82
A.—Street Cleansing and Conservancy ...	9,91,577	71		
B.—Collection, Loading, Removal and Disposal of T. R. ...	36,62,347	72		
C.—Halalkhore Service ...	47,07,770	92		
D.—Provident Fund Charges ...	1,39,241	51		
E.—Pension Gratuities and compassionate Allowances for Halalkhore service ...	3,60,000	00		
F.—Debt Charges ...	40,57,575	27		
VIII.—Roads, S.W. Drains and Public lighting			1,39,18,513	1
A.—General ...	5,52,390	79		
B.—Maintenance of Roads ...	67,25,318	05		
C.—Public Lighting ...	20,91,815	59		
D.—Maintenance of S. W. Drains ...	5,06,252	18		
F.—P. F. Charges ...	1,21,983	86		
G.—Debt Charges ...	49,11,746	62		
H.—Praportionate cost etc. ...	91,177	24		
I.—Unkeep of Ferry Boats ...				
J.—Depreciation on Plant and Machinery ...				
IX.—Mechanical			1,50,00,684	33
A.—Assistant Engineer Transport's Office Establishment ...	76,257	10		
B.—Maintenance of electric Installation.— ...	47,845	99		
C.—P. F. ...	5,649	00		
D.—Debt Charges ...	309	00		
X.—Buildings, Land Acquisition and Management—			1,30,061	09
A.—City Engineer's Central Office Establishment ...	6,74,362	44		
B.—Inspection and Supervision of Private Buildings etc. ...	4,76,024	07		
D.—Land Acquisition and Management ...	56,280	26		
E.—Inspection and supervision of factories, workshops and workplaces. ...	59,046	64		
F.—P. F. Charges ...	34,054	09		
G.—Debt Charges ...	7,70,538	22	20,70,305	72
Carried forward ...			6,21,66,528	50

**APPENDIX No. 15—(Contd.)
(Suburbs)**

	Details.		Total.	
	Rs.	P.	Rs.	P.
Brought over ...			6,21,66,528	50
XI.—Fire Brigade—				
A.—Maintenance ...	4,88,416	53		
B.—Provident Fund ...	Cr. 1	00		
C.—Pension, Gratuities etc. ...	50,000	00		
D.—Proportionate cost, etc. ...	48,022	58		
E.—Debt Charges ...	1,24,245	41		
			7,10,683	52
XII.—Licensing and Removal of Encroachment on Public Streets Administration of Shops and Establishment Act, 1948 Administration of Theatre Tax and Parking Grounds—				
A.—Licensing Establishment ...	3,24,982	44		
B.—Removal of Encroachments on Public Streets ...	1,32,854	53		
C.—Administration of Shops and Establishment Act, 1948 ...	1,53,869	58		
D.—Provident Fund ...	23,302	00		
			6,35,008	55
XIII.—Gardens and Open Spaces—				
A.—Gardens ...	4,23,894	31		
B.—New Gardens, Recreation Grounds etc. ...		23 92		
C.—Roadside Trees ...	56,263	92		
D.—Open Air Theaters ...	17,955	71		
G.—P. F. Charges ...		1,613 00		
H.—Debt charges ...	1,71,658	44		
			6,71,409	30
XIV.—Markets and Slaughter Houses—				
A.—Markets & Slaughter Houses ...	6,64,857	23		
B.—P. F. Charges ...		10,202 49		
C.—Pension, Gratuities etc. ...		47,000 00		
D.—Proportion of Gen. Supdt. ...		28,878 90		
E.—Debt Charges ...	2,49,469	85		
			10,00,408	47
XV.—Contribution to—				
(a) Budget 'B' under Section 125 (2) (d) of the Bombay Municipal Corporation Act ...	22,53,300	00		
(b) Budget 'E' under Section 126-C(c) of the Bombay Municipal Corporation Act ...	56,33,250	00		
			78,86,550	00
XVI.—Miscellaneous ...			10,98,160	00
XVII.—Measures for Civil Defence ...				
Total,—Expenditure—A.—Revenue Account ...			7,41,68,748	34
EXPENDITURE—B.—CAPITAL ACCOUNT.				
I.—General Supervision Collection of Revenue, etc. ...	97,168	38		
II.—Water Works ...	19,40,039	55		
IV.—Free Reading Rooms & Libraries & Municipal High Schools ...				
V.—Public Health Department ...	1,94,523	15		
VI.—Medical Relief and Education ...	20,03,519	50		
VII.—Street Cleansing and Conservancy ...	23,35,621	05		
VIII.—Roads, S.W. Drains and Public lighting ...	1,07,09,543	75		
IX.—Mechanical ...				
X.—Buildings, Land Acquisition and Management ...	24,91,342	25		
XI.—Fire Brigade ...	51,149	70		
XIII.—Gardens, Recreation Centres and Open Spaces ...	91,334	94		
XIV.—Markets and Slaughter Houses ...	74,908	98		
XV.—Slum Service and Village Amenities ...	1,69,819	99		
Suspense A/c. ...	9,15,600	00		
Advances for purchase of Plant and Machinery ...	29,73,023	33		
Discount and other charges ...				
Assets written off ...				
Trust Fund Expenditure ...	31,250	00		
Total—Capital Account Expenditure ...			2,40,78,844	57
EXPENDITURE—C.—SUSPENSE ACCOUNT.				
I.—Sinking and Special Fund Accounts—				
Sinking and Special Fund Accounts ...	43,50,142	93		
Loan Redemption Fund ...			43,50,142	93
II.—Paper and Cash Accounts—				
(1) Sinking Funds ...	99,23,365	24		
(2) Special Funds ...		5,829 04		
(3) Surplus Funds ...	1,01,82,356	65		
(4) Loan Funds ...				
State Bank of India and Other Local Banks on account of Sundry Deposits ...	92,76,910	62		
			2,93,88,461	55
Carried forward ...			3,37,38,604	48

APPENDIX No. 15—(Concluded)
(Suburbs)
SUMMARY

	Details.		Total.	
	Rs.	P.	Rs.	P.
Brought over ...			3,37,38,604	48
EXPENDITURE—C.—SUSPENSE ACCOUNT—(Contd.)				
III.—Suspense Accounts—				
Deposit Account ...	2,02,12,984	95		
Advances for demolition of unauthorised Structures and for removal of unsafe buildings in the Suburbs ...	39,921	55		
Advances for Purchase of Petrol ...	2,73,816	24		
Advances Departmental Works ...	18,96,125	12		
Advances Private Works ...	1,49,646	50		
Advances for Improvement of private streets			
Advances—Municipal Contractors			
Advances Sundries, Miscellaneous Advances ...	41,78,903	54		
Dishonoured Cheques ...	11,83,665	90		
Advances to Municipal Officers—				
(a) Standing Advances for Contingent Expenses ...	7,750	00		
(b) Motor Cars and Motor Cycles to Officers ...	71,473	46		
(c) Cycle Advances to Subordinates			
Suspenses Account—Mechanical Transport ...	28,02,697	47		
Provident Fund—Suburbs ...	37,57,815	78		
Repayment of Municipal Loan (Subs.) ...	600	00		
Rainstatement of Trenches ...	6,66,636	92		
Greater Bombay Municipal Corporation Loan Interest warrant payable Account ...	39,85,236	10		
Cheques Payable ...	11,53,05,759	49		
Cash Bills Outstanding Account ...	40,156	46		
Wages Deposit Account ...	19,37,609	39		
Advances from S. C. B. for financing the expenditure on Capital Works			
Interest accrued but not paid ...	77,000	00		
Amount transferred from Municipal General Fund ...	1,14,25,902	71		
Total, III.—Suspense Account Expenditure ...			16,00,12,701	78
Total I, II & III. ...			20,17,52,306	06

SUMMARY.

Receipts.						Disbursements.	
Rs.	P.	Rs.	P.	Rs.	P.	Rs.	P.
40,09,331	01			Balance on 1st April 1968
6,74,25,853	61			A.—Revenue Account ...	7,41,68,748	34	...
1,32,50,000	00			B.—Capital Account ...	2,40,78,844	57	...
22,23,21,458	81			C.—Suspense Account ...	20,17,52,306	06	...
		30,70,06,643	43	Balance on 31st March 1969	29,99,99,898 97
							70,06,744 46
		30,70,06,643	43				30,70,06,643 43
Bank's Reconciliation—				Rs.	P.	Rs.	P.
Balance as per Bank's Pass Books ...				47,33,464	57
Add—							
Revenue sent to the Bank on 31st March 1969 but acknowledged on 1st April 1969 ...				32,75,014	18	80,08,478	75
Less—							
Uncashed Cheques ...						67,79,776	83
						12,28,701	92
Balance in Bank as per Day Book (Column No. 10) ...							
Balance in Office in Government Promissory Notes, etc. ...							
Balance in Office in Cash ...				1,48,900	00		
Collection held in Office Treasury ...				56,29,142	54	57,78,042	54
						70,06,744	46

APPENDIX No. 15

(Extended Suburbs.)

Statement showing the Amounts of the Receipts and Expenditure respectively credited and debited to the Municipal Fund during the year 1968-69 and the Balance at the credit of the Fund at the close of the year, 1968-69 (i.e., 31st March 1969).

	Details.		Total.	
	Rs.	P.	Rs.	P.
RECEIPTS—A.—REVENUE ACCOUNT.				
1.—General Tax, Indirect Taxation and Miscellaneous Revenue—				
A.—General Tax :—(1) From the Public	1,20,96,325.98			
C.—Other Receipts				
(b)—Grants-in-aid in respect of fines for offences against the law	62,505.07			
(c)—Interest and profit on Investment of Surplus Loans and other balances	3,74,119.83			
(e)—Miscellaneous	1,06,586.77			
D.—Receipt on account of proportionate Cost. of Collection of Education cess.	18,468.62			
E.—Rebate from Government on account of Collection of Education cess	38,006.24			
			1,26,96,012.51	
2. Water Works—Water Tax and other Miscellaneous Water Works Revenue				57,08,630.66
4. Free Reading Rooms, Libraries & Municipal High Schools				Dr. 1,14,540.82
5. Public Health Department				1,32,830.83
6. Medical Relief and Education				5,862.13
7. Street Cleansing and Conservancy, Road Watering and Halalkhore Service—				
A.—Halalkhore Tax	17,83,351.40			
B.—Other Receipts	52,687.88			
C.—Tax on dogs	3,410.00			18,39,449.28
8. Roads, S.W. Drains and Public Lighting—				
A.—Wheel Tax	3,75,784.25			
B.—Contribution from Government in Lieu of Tolls	3,964.00			
C.—Other Receipts	98,054.83			
D.—Ferry Receipts	4,001.00			4,81,804.08
9. Mechanical				Dr. 30.73
10. Buildings, Land Acquisition and Management—				
A.—Sale proceeds of Land				
B.—Other Receipts				
(a) Rent of Buildings	21,942.56			
(b) Ground Rant	3,532.50			
(c) Miscellaneous Receipts	1,99,873.45			2,25,348.51
11.—Fire Brigade—				
A.—Fire Tax	5,24,950.27			
B.—Other Receipts	743.31			5,25,693.58
12. Licensing, Removal of Encroachments on Public Streets and Administration of Shops and Establishment Act, 1948 and Theatre Tax—				
A.—Licences for Dangerous and Offensive Trades	6,12,140.86			
B.—Removal of Encroachments on Public Streets, Licences for squatters and Hawkers and fee for removal of encroachments	99,430.09			
C.—Grants-in-aid from Government for the Administration of Shops and Establishment Act, 1948	68,807.70			
D.—Miscellaneous	48,108.75			
E.—Receipts from Theatre Tax	1,07,512.40			9,35,999.80
13. Gardens and Open Spaces				408.42
14. Markets and Slaughter Houses				5,07,659.45
15. Contribution from Capital Funds to Revenue on account of Loan Works Staff				3,99,718.75
16. Rebate from Government on account of Collection of the Urban Immoveable Property Tax in the Ext. Suburbs				1,111.85
17. Grants-in-aid from Government				
19. Receipts from Govt. on a/c. of U. I. P. Tax				15,130.91
Total—Revenue Receipts				2,33,61,089.21

**APPENDIX No. 15—(Contd.)
(Ext. Suburbs.)**

	Details.		Total.	
	Rs.	P.	Rs.	P.
RECEIPTS—B.—CAPITAL ACCOUNT.				
Capital Receipts—				
New Loans 1968-69	55,00,000.00			
Trust Funds	...			
Contribution from Govt. equal to 1/3rd of the Exp. etc.	...			
Total—Capital Account Receipts	55,00,000.00		55,00,000.00	
RECEIPTS—C.—SUSPENSE ACCOUNT.				
I.—Sinking and Special Fund Accounts—				
Sinking Fund Accounts	23,84,633.20			
Special Fund account Provident Fund account—	...			
Hospital Fund Account :—	..		23,84,633.20	
II.—Paper and Cash Accounts—				
(1) Sinking Funds	...	282.10		
(2) Special Funds	...	1,415.63		
(3) Surplus Funds	...	49,48,808.78		
(4) Loan Funds	...	14,58,164.67		
(5) State Bank of India and Other Local Banks on account of Sundry Deposits	...	24,97,893.32		
			89,06,564.50	
III.—Suspense Accounts—				
Deposit Account	...	1,10,46,467.08		
Advances for demolition of unauthorised structures and for removal of unsafe buildings in the Ext. Suburbs	...	460.00		
Advances for improvement of Private street		
Advances for purchase of Petrol		
Advances for Departmental Works	...	2,32,126.95		
Advances for Private Works	...	71,493.68		
Advances Sundries Miscellaneous Advances	...	11,36,811.82		
Advances Municipal Contractors	...	36,624.08		
Dishonoured Cheques	...	4,70,340.38		
Advances—Municipal Officers—				
(a) Standing Advances for Contingent Expenses	...	824.93		
(b) Motor Cars and Motor Cycles to Officers	...	3,154.00		
(c) Cycle advances to Subordinates		
Provident Fund Extended Suburbs	...	10,10,378.05		
Interest Receivable A/c		
Amount transferred Municipal General Fund	...	1,46,61,052.60		
Greater Bombay Ext. Suburbs Municipal Corporation Loan Interest Warrants Payable Account	...	9,94,149.52		
Interest accrued but not paid	...	71,499.99		
Cash Bills Outstanding Account	...	20,470.95		
Cheques Payable	...	4,19,15,813.97		
Wages Deposit A/c	...	5,19,964.45		
Advances out of Surplus Cash Balance for financing the expenditure on Capital Works Loan Funds		
Reinstatement of Tranches	...	1,59,807.59		
Suspense Account Mechanical Transport	...	33.88		
			7,23,51,473.92	
Total,—Suspense Account Receipts—I, II, III			8,36,42,671.62	
EXPENDITURE—A.—REVENUE ACCOUNT.				
I.—General Supervision, Collection of Revenue, etc.—				
A.—General Superintendence—				
(b) Chief Auditor's Establishment	...	58,404.21		
(c) Municipal Commissioner's Personal and General Office	...	34,106.89		
(d) Audit and Accounts Establishment	...	2,23,676.35		
(h) Public Relations Officer's Department	...	1,317.82		
(k) Chief Complaints Officer's Establishment	...	19,096.95		
B.—Collection of Revenue—(a) Property and Wheel Tax Establishment				
	...	5,98,307.57		
C.—Upkeep and Guarding of Municipal Offices				
	...	1,02,275.36		
E.—Legal Department				
	...	1,954.75		
F.—Miscellaneous Charges				
	...	74.93		
G.—Provident Fund Charges				
	...	28,678.88		
H.—Debt Charges				
	...	65,402.70		
		11,33,296.41		
Deduct—Proportion of General Suptd.	...	Cr.4,28,842.34		7,04,454.07
Carried forward	..			7,04,454.07

APPENDIX No. 15—(Contd.).
(Ext. Suburbs.)

	Details.		Total.	
	Rs.	P.	Rs.	P.
Brought Over ...			7,04,454.07	
EXPENDITURE—A.—REVENUE ACCOUNT—(Contd.)				
II.—Water Works—				
A.—Maintenance ...	26,48,765.84			
C.—Provident Fund charges ...	17,458.94			
D.—Pension and Gratuity Fund ...	75,000.00			
E.—Proportionate Cost of Collection of water Tax etc. ...	2,45,028.87			
F.—Debt Charges ...	17,50,089.37		47,36,343.02	
IV.—Free Reading Rooms, Libraries and Municipal High Schools				
A.—Municipal Free Reading Rooms and Libraries ...	9,019.28			
B.—Municipal High Schools			
C.—Provident Fund, Pension etc.		9,019.28	
V.—Public Health Department—				
A.—General Superintendence ...	9,01,578.95			
B.—Supply of Milk & Snacks etc. ...	10,66,615.03			
C.—Provident Fund, charges ...	3,483.81			
D.—Malaria Eradication Programme ...	79,559.08			
E.—Debt Charges ...	27,826.80		20,79,063.67	
VI.—Medical Relief and Education—				
A.—Hospitals ...	13,47,636.18			
B.—Maternity Homes ...	7,27,977.86			
C.—Dispensaries ...	3,96,595.21			
D.—Family Welfare Planning Centre			
G.—Clinics for treatment of leprosy cases			
J.—Debt Charges ...	3,02,788.00			
K.—Grant-in-Aid to Public Institutions ...	1,67,487.50			
L.—Provident Fund charges ...	11,400.00		29,53,884.75	
VII.—Street Cleansing and Conservancy, Road Watering and Halalkhore Service—				
A.—Street Cleansing and Conservancy ...	4,62,840.06			
B.—Collection Loading removal and disposal of T. R. etc. ...	12,00,291.55			
C.—Halalkhore Service ...	17,71,262.16			
D.—Provident Fund, charges ...	34,315.56			
E.—Pension Gratuities etc. ...	1,40,000.00			
F.—Debt Charges ...	3,70,591.90		39,79,301.23	
VIII.—Roads, S. W. Drains and Public Lighting—				
A.—General ...	2,49,427.64			
B.—Maintenance of Roads ...	22,53,830.15			
C.—Public Lighting ...	5,72,761.89			
D.—Maint. of S. W. Drains ...	1,13,179.19			
F.—Provident Fund charges ...	20,437.20			
G.—Debt Charges ...	13,02,832.40			
H.—Proportionate Cost of Collection of Wheel Tax etc. ...	30,781.00		45,48,267.57	
IX.—Mechanical—				
A.—ME's Office Estt.			
B.—Maintenance of Electrical Installations			
C.—Provident Fund charges			
D.—Debt charges	
X.—Buildings, Land Acquisition and Management—				
A.—City Engineers Central Office Establishment ...	3,10,880.57			
B.—Inspection and Supervision of Private Buildings ...	1,692.24			
E.—Insp. & Sup. of Factories Workshops & Work places ...	32,716.96			
F.—Provident Fund charges ...	4,000.00			
G.—Debt Charges ...	46,735.20			
H.—Proportionate cost of the staff etc.		3,96,024.97	
XI.—Fire Brigade				
A.—Maintenance ...	39,044.03			
D.—Proportion of Gen. Suptd. & Collection of Revenue ...	16,647.12			
E.—Debt Charges ...	29,102.80		84,793.95	
XII.—Licensing and Removal of Encroachment on Public Streets Administration of Shops and Establishment Act, 1948 Administration of Theatre Tax and Parking Grounds—				
A.—Licensing Establishment ...	1,05,732.26			
B.—Removal of Encroachments on Public Streets ...	78,272.76			
C.—Administration of Shops and Establishment Act, 1948 ...	64,686.89			
D.—Provident Fund charges ...	8,351.00			
E.—Debt charges		2,57,042.91	
XIII.—Gardens and Open Spaces—				
A.—Gardens ...	68,000.60			
C.—Road side Trees ...	26,054.91			
G.—Provident Fund Charges ...	132.00			
H.—Debt Charges ...	88,069.80		1,82,257.31	
Carried forward		1,99,30,452.73	

APPENDIX No. 15—(Contd.).
(Ext. Suburbs.)

	Details.		Total.	
	Rs.	P.	Rs.	P.
Brought over ...			1,99,30,452.73	
EXPENDITURE—A.—REVENUE ACCOUNT—(Contd.)				
XIV.—Markets and Slaughter Houses—				
A.—Markets and Slaughter Houses ...	2,05,573.94			
B.—Provident Fund charges ...	2,552.00			
C.—Pension Gratuities etc. ...	16,000.00			
D.—Proportion of Gen. Supdt. ...	11,742.99			
H.—Debt. charges ...	1,73,123.89			
			4,08,992.82	
XV.—Contribution to (a) Budget 'B' under Section 125(2)(d) of the Bombay Municipal Corporation Act ...	6,70,310.00			
(b) Budget 'E' under Sec. 126—C(e) of the B.M.C. Act ...	16,75,770.00			
			23,46,080.00	
XVI.—Miscellaneous—				
A.—Provident Fund, Pensions, Gratuities and Compassionate Allowances				
(c) Pension Funds ...	2,88,600.00			
(d) Gratuities Funds ...	52,000.00			
			3,40,600.00	
XVII.—Measures for Civil Defence	
Total—Expenditure—A.—Revenue Account ...			2,30,26,125.55	
EXPENDITURE—B.—CAPITAL ACCOUNT.				
I.—General Supervision Collection of Revenue, etc. .	2,37,512.59			
II.—Water Works ...	15,77,665.38			
V.—Public Health Department .	1,20,130.82			
VI.—Medical Relief and Education .	14,67,761.50			
VII.—Street Cleansing and Conservancy ...	28,21,956.72			
VIII.—Roads, S.W. Drains and Public Lighting .	96,28,657.33			
X.—Buildings, Land Acquisition and Management .	2,83,114.10			
XI.—Fire Brigades			
XIII.—Gardens and Open Spaces			
XIV.—Markets and Slaughter Houses .	3,943.64			
XV.—Slum service and Village Amenities .	2,02,736.78			
Suspense A/c			
Advances for purchase of Plant and Machinery .	2,22,239.00			
Discount and other charges			
Assets written off			
Trust Fund Expenditure .	..			
Total—B—Capital Account Expenditure ..			1,65,65,717.86	
EXPENDITURE—C.—SUSPENSE ACCOUNT.				
I.—Sinking and Special Fund Accounts—				
Sinking and Special Fund Accounts ...	35,056.28			
Loan Redemption Fund		35,056.28	
II.—Paper and Cash Accounts—				
(1) Sinking Funds .	23,49,859.02			
(2) Special Funds .	1,415.63			
(3) Surplus Funds .	13,647.39			
(4) Loan Funds .	14,58,164.67			
(5) State Bank of India and Other Local Banks on account of Sundry Deposit ...	10,79,750.00			
			49,02,836.71	
Carried forward .			49,37,892.99	

APPENDIX No: 15—(Concl'd).

(Ext. Suburbs.)

	Details.		Total.	
	Rs.	P.	Rs.	P.
Brought over ...			49,37,892.99	
EXPENDITURE—C.—SUSPENSE ACCOUNT—(Contd.)				
III.—Suspense Accounts—				
Deposit Account ...	69,59,358.13			
Public securities from contractors			
Advances for Purchase of Petrol			
Advances Departmental Works ...	3,61,486.04			
Advances Private Works ...	3,13,169.55			
Advances for Improvement of Private Streets			
Advance—Municipal Contractors			
Advances—Sundries—Miscellaneous Advances ...	16,88,653.88			
Advances—Cost of Revision of Grades of Suburban Staff			
Dishonoured Cheques ...	4,70,340.38			
Advances—Municipal Officers—				
(a) Standing Advances for Contingent Expenses ...	4,200.00			
(b) Motor Cars and Motor Cycles to Officers ...	19,200.00			
(c) Cycle Advances to Subordinates			
Provident Fund—Extended Suburbs ...	10,10,378.05			
Plant and Machinery to be purchased out of Surplus Cash Balance			
Amount Transferred from Municipal General Fund ...	1,05,25,577.14			
Greater Bombay Municipal Corporation Loan Interest Warrants			
Payable Account ...	9,92,163.02			
Cheques Payable ...	4,29,62,062.32			
Cash Bills outstanding A/c ...	20,136.67			
Wages Deposit A/c ...	5,19,964.45			
Advances from S.C.B. for financing the expenditure on Capital Works			
Interest accrued but not paid			
Interest Receivable A/cs			
Reinstatement of Trenches ...	3,60,133.44			
Suspense A/c Mechanical Transfer ...	119.37			
Total, III.—Suspense Account Expenditure ...			6,62,06,942.44	
Total I, II and III ...			7,11,44,835.43	

SUMMARY

Receipts.			Disbursement.	
Rs.	P.		Rs.	P.
4,49,255.13		Balance on 1st April 1968 ...		
2,33,61,089.21		A.—Revenue Account ...	2,30,26,125.55	
55,00,000.00		B.—Capital Account ...	1,65,65,717.86	
8,36,42,671.62		C.—Suspense Account ...	7,11,44,835.43	11,07,36,678.84
	11,29,53,015.96			
		Balance on 31st March 1969 ...		22,16,337.12
	11,29,53,015.96			11,29,53,015.96

	Rs.	P.	Rs.	P.
Banks' Reconciliation—				
Balance as per Bank's Pass Books ...	18,45,616.11			
Add—				
Revenue sent to the Bank on 31st March 1969 but acknowledged on 1st April 1969 ...	9,74,951.94			28,20,568.05
Less—				
Uncashed Cheques ...				26,68,073.23
Balance in Bank as per Day Book Column No. (10) ...				1,52,494.82
Balance in Office in Government Promissory Notes, etc. ...	2,35,700.00			
Balance in Office in Cash ...	689.60			
Collection held in Office Treasury ...	18,27,452.70			20,63,842.30
				22,16,337.12

Appendix No. 22
IMPROVEMENT SCHEMES
General Account for the year ending 31st March 1969

Particulars.	Amount.	Particulars.	Amount.
	Rs.		Rs.
To Revenue expenditure as per Appendix No. 24 ...	1,94,83,292	By Revenue Receipts as per Appendix No. 23 ...	2,17,78,490
Balance being Surplus for the year transferred to Capital Account Balance Sheet ...	22,95,198		
Total ...	2,17,78,490	Total ...	2,17,78,490

APPENDIX No. 22A

Improvement Scheme Account—Slum Clearance Account—City
General Account for the year ending 31st March 1969.

Particulars.	Amount.	Particulars.	Amount.
	Rs.		Rs.
To Revenue Expenditure as per appendix 24A	22,19,964	By Revenue Receipts under (i) Rent and other proceeds of properties ...	13,88,887
		(ii) Interest and Profits on Investments ...	2,09,466
		(iii) Miscellaneous Receipts
		Balance being Deficit for the year transferred to Capital Account Balance Sheet	15,98,353
Total	22,19,964	Total ...	6,21,611
			22,19,964

APPENDIX No. 22 B

Improvement Schemes Account—Slum Clearance Account—Suburbs
General Account for the year ending 31st March 1969.

Particulars.	Amount.	Particulars.	Amount.
	Rs.		Rs.
To Revenue Expenditure as per appendix 24B	15,09,577	By Revenue receipts under (i) Rent and other proceeds of properties	2,32,536
		(ii) Contribution from Budget—'D' ..	1,64,305
		(iii) Interest & Profits on Investments...	...
		Balance being Deficit for the year transferred to Capital Account Balance Sheet	3,96,841
Total ...	15,09,577	Total ...	11,12,736
			15,09,577

APPENDIX No. 25

IMPROVEMENT SCHEMES

Balance Sheet—(Capital Account) as on 31st March 1969.

LIABILITIES		Ra.	P.	ASSETS				Ra.	P.
LOANS OUTSTANDING—				BLOCK ACCOUNT—					
(Vide details as shown in Appendix No. 29) ...		16,39,54,578	93	Property and Assets at original cost as per Appendix No. 26 ...				29,01,21,011	41
Book value of lands comprised in Schedules "W" and "X"		47,58,490	00	Book value of lands comprised in Schedules "W" and "X" as per Appendix No. 27 (Section 91A of the Municipal Act). ...				47,58,490	00
SURPLUS—		16,87,13,068	93						
Extraordinary Receipts—				INVESTMENT RESERVE FUND**					
Investment Reserve Fund		99,93,500	36	IN SECURITIES—					
Amenities Fund		8,63,178	55	In Cash				99,93,369	91
Rent Equalisation Fund		27,01,755	74	In Cash				130	45
Transfer of Sinking Fund Accumulations in respect of Rs. 370 lakhs loan		25,07,830	00	Amenities Fund**					
Special grants from the Government of India		54,00,000	00	In securities				8,62,100	
Premia on loan raised in 1935-36		30,000	00	In Cash				544	61
Grant-in-Aid from Government of Bombay for part expenditure of Acquisition of Land		5,00,000	00	Rent Equalisation Fund**					
Sale proceeds of Lands and Buildings—				In Securities				27,01,200	
Sale proceeds up to 31st March 1968		8,02,70,963	49	In Cash				250	74
Sale proceeds during 1968-69		4,88,646	28	SINKING FUND—					
Sinking Fund on Loans		7,73,09,975	22	As per Appendix No. 28					
Loans Redemption Fund		6,40,55,910	13	In Securities and Cash *				7,73,09,975	22
Deduct—		24,41,21,759	77	CAPITAL FUNDS—					
REVENUE DEFICIT—				In Securities—					
Deficit upto 31st March 1968		2,27,56,535	96	Face Value					
Surplus during 1968-69		22,95,198	22	Ra. P.					
Total		39,23,73,490	96	Rate%					
				Actual cost					
				Ra. P.					
				4½% Bombay Municipal and Impa. Debentures				49,600	
				6 per cent. Bombay Municipal Debentures				60,68,100	
				4 per cent. Bombay Municipal Debentures				25,800	99.50
				Budget A & B 3 per cent. Conversion Loan				3,64,800	Different rates.
				4½ B. I. T. Debenture.				4,100	Par
				6% B. I. T. Debenture				80,300	Per
				4.75% B.M.D. Budget "B"				32,600	Per
								66,25,300	
				In Cash securities and fixed deposits				216	68
Total		39,23,73,490	96	Total				39,23,73,490	96

* For Face, Book and Market Values of Securities held in the Sinking Funds on 31st March 1969. Please see Appendix No. 30.

** In Face, Book & Market Values of the Securities held in these funds at 31st March 1969, please see Appendix No. 16.

Appendix No. 25A.

IMPROVEMENTS SCHEMES

Slum Clearance City

Balance Sheet Capital Account as on 31st March 1969.

LIABILITIES		Rs.	P.	ASSETS		Rs.	P.
LOAN OUTSTANDING—				BLOCK ACCOUNT—			
(Vide details as shown in Appendix No. 29A)		2,69,47,838.56		Property and Assets at original cost as per Appendix No. 26A		2,69,36,235.93	
Subsidy from Government		87,99,808.00		Sinking Fund as per Appendix No. 28A		35,48,164.91	
Sale proceeds up to 31st March 1969		33,028.68		CAPITAL FUNDS—			
Sinking Fund on Loans		35,48,164.91		In Securities. Face Value Rate. Actual Cost.			
Loan Redemption Fund		67,602.44					
		3,93,96,442.59					
Deduct—		Rs.	P.				
Deficit upto 31st March 1968		44,82,610.39		6 per cent Municipal Debenture ... 38,07,500 Par		38,07,500.00	
Add—Deficit during the year		6,21,610.41		In Cash call and fixed deposits		320.95	38,07,820.95
Total Rs.		3,42,92,221.79		Total Rs.		3,42,92,221.79	

Appendix No. 25 B.

IMPROVEMENTS SCHEMES.

Slum Clearance Suburbs.

Balance sheet Capital Account as on 31st March 1969.

LIABILITIES		Rs.	P.	ASSETS		Rs.	P.
Loan outstanding		2,21,06,718.14		Block Account Property and Asset at original cost as per Appendix No. 26B		2,95,33,943.03	
Subsidy from Government		57,82,779.00		Sinking Fund as per app. 28B		12,09,076.23	
Sinking Fund on loan		12,09,076.23		CAPITAL FUND—			
Sale proceeds upto 31st March 1969		1,57,534.17		In securities—			
Add—				Face Value Rate Actual Cost			
Loan Redemption Fund		86,258.86		Rs. Rs. P. Rs. P.			
Surplus upto 31st March 1968		63,48,039.53		6 Per cent Municipal Debenture ... 38,24,600 Par		38,24,600.00	
Less—Deficit during the year		11,12,735.73		4½ Per cent Municipal Debenture ... 10,000 Par		10,000.00	
		52,35,303.80		In Cash and fixed deposits		50.94	38,34,650.94
Total Rs.		3,45,77,670.20		Total		Rs. ...	3,45,77,670.20

Appendix No. 26

IMPROVEMENT SCHEMES.

Block account showing details of Capital Expenditure upto 31st March 1969.

Particulars	Total Capital Expenditure upto 31st March 1968.	Expenditure during 1968-69.	Total Capital Expenditure upto 31st March 1969.	Particulars	Total Capital Expenditure upto 31st March 1968.	Expenditure during 1968-69.	Total Capital Expenditure upto 31st March 1969.
	Rs.	Rs.	Rs.		Rs.	Rs.	Rs.
CAPITAL ACCOUNT.				Brought over	26,46,58,614	68,23,029	27,14,81,643
Improvement and Street Schemes.				Acquisition of Land in survey No. 129, Hissal, Squatters Nos 130-136 of Eksar Pahad for housing of dishoused tenants as well as displaced Industries in execution of its sanctioned Schemes ...	94,149	...	94,149
Schedule W Lands ...	13,45,571	...	13,45,571	Acquisition of land bearing C.S. No. 1325 (Part) and 1/325 Lower Parel Division for housing dishoused persons as a result of Municipal Scheme ...	1,00,029	...	1,00,029
Schedule X Lands ...	16,26,471	...	16,26,471	Acquisition of land at Poisar and Kandivali in Survey No. 94 and 95 (Part) of Poisar Survey Nos. 126, 128 and 129 (Part) of Kandivli ...	3,51,977	...	3,51,977
Schedule Z Lands ...	8	...	8	Taking over explosion victim tenements S. P. Sheds at Shantinagar Arthur Road, etc. ...	4,84,801	...	4,84,801
Scheme No.					26,56,89,570	68,23,029	27,25,12,599
1 First Nagpada ...	29,16,099	...	29,16,099	Police Accommodation Schemes.			
2 Princess Street ...	85,08,865	...	85,08,865	Scheme No.			
3 Sandhurst Road ...	1,16,02,375	...	1,16,02,375	14 First Nagpada ...	84,450	...	84,450
4 Gamdevi ...	22,88,002	...	22,88,002	16 Wodehouse Road ...	3,22,667	...	3,22,667
5 Dadar-Matunga ...	1,00,53,384	59,571	1,00,53,384	17 Duncan Road ...	58,981	...	58,981
6 Sion-Matunga ...	1,86,99,733	...	1,87,59,304	18 Shepherd Road ...	36,223	...	36,223
7 Colaba Reclamation ...	4,78,538	...	4,78,538	19 Agripada ...	1,79,120	...	1,79,120
8 Mandvi-Koliwada ...	26,52,501	...	26,52,501	23 Connaught Road ...	79,495	...	79,495
11 Agripada ...	3,127	...	3,127	24 Princess Street ...	2,65,953	...	2,65,953
13 Souther Street Extension—				25 Gamdevi ...	1,29,407	...	1,29,407
East-wards ...	68,102	...	68,102	34 Lamington Road ...	4,61,024	...	4,61,024
27 Mathew Road ...	14,11,129	...	14,11,129	35 Sandhurst Road West ...	1,46,104	...	1,46,104
29 Nowroji Hill ...	86,57,482	...	86,57,482	39 Santhurst Road East ...	7,58,893	...	7,58,893
30 Souther Street Extension—				40 Byculla ...	8,28,411	...	8,28,411
West-wards ...	1,30,512	...	1,30,512	44 Maharbaudi ...	2,71,434	...	2,71,434
31 Parel Suparibaug Estate ...	91,42,350	...	91,42,350	45 Palton Road ...	5,71,492	...	5,71,492
32 East Agripada ...	50,59,050	...	50,59,050	46 Naigaum ...	5,69,142	...	5,69,142
33 Bhatwadi ...	3,28,433	...	3,28,433	48 Mahim ...	4,53,032	...	4,53,032
36 Lamington Road ...	2,91,191	...	2,91,191	55 Chinchbunder Road ...	4,32,656	...	4,32,656
37 Sydenham Road ...	1,40,51,180	...	1,40,51,180	55A Mazagaon ...	4,53,560	...	4,53,560
41 Undria Street ...	5,72,800	...	5,72,800	63 King's Circle (Matunga) ...	4,82,185	...	4,82,185
43 Parel Road Central ...	38,97,348	...	38,97,348	67 Naigaum (for Armed Police and Recruits) ...	24,42,031	...	24,42,031
47 Parel Road Northern ...	52,96,220	...	52,96,220	70 Arthur Road ...	1,58,357	...	1,58,357
49 Nepean Sea Road Reclamation	3,053	...	3,053		91,84,617	...	91,84,617
50 Mazagaon Street ...	40,03,737	44,096	40,47,833	Mill Company's Chewl Schemes			
52 Worli Street ...	2,72,32,095	18,087	2,72,50,182	Scheme No.			
53 Foras Road ...	36,82,045	...	36,82,045	42 Spring Mills ...	5,18,990	...	5,18,990
54 Kolbhatwadi ...	21,79,254	...	21,79,254	51 Century Mills ...	1,29,980	...	1,29,980
55 Bellasis Road ...	18,530	...	18,530	65 David Mills ...	2,96,852	...	2,96,852
56 Dharavi Street ...	1,16,52,512	...	1,16,52,512		9,45,822	...	9,45,822
57 Sewri-Wadala ...	3,53,06,642	3,04,535	3,56,11,177	Slum Clearance.			
58 Worli-Extension ...	1,25,25,781	13,10,220	1,38,36,001	Preliminary Expenses ...	22,481	...	22,481
59 Sewri-Koliwada ...	6,74,718	Cr. 1,999	6,72,719	Transit Camps for providing alternative housing accommodation to facilitate Slum Clearance—			
60 Naigaum Street ...	76,16,335	2,350	76,18,685	(i) Construction of 244 tenements, etc. ...	2,58,843	...	2,58,843
61 Ferguson Road ...	15,68,030	...	15,68,030	(ii) Construction of 210 tenements, etc. ...	1,81,987	...	1,81,987
62 Love Lane ...	16,18,731	...	16,18,731		4,63,311	...	4,63,311
64 Mahaluxmi ...	4,86,705	...	4,86,705	Carried forward	4,63,311	...	4,63,311
66 Widening of Byculla Bridge...	7,20,290	...	7,20,290		27,62,83,320	68,23,029	28,31,06,349
71 Chaupati Street ...	24,085	...	24,085				
Chaupati Reclamation ...	1,889	...	1,889				
East Chaupati Estate ...	4,380	...	4,380				
Lump Provision for granting loans to erect buildings on Imp. Scheme lands as provided under Section 354W of the Municipal Act ...	24,569	Cr. 924	23,645				
72 Tripartite Road ...	2,26,684	...	2,26,684				
73 Palton Road ...	10,37,510	...	10,37,510				
74 Sion Overbridge ...	92,457	...	92,457				
Lump Provision for Acquisition in all Schemes ...	6,136	...	6,136				
Lump provision for Housing Accommodation for poorer classes including provision for acquisition. ...	4,18,28,457	50,86,482	4,69,14,939				
Housing of squatters on land Near Mankhurd Railway Station ...	8,38,300	...	8,38,300				
Housing of squatters on lands near Jogeshwari ...	5,56,530	611	5,57,141				
76 Lohar Chawl Gully ...	3,24,612	...	3,24,612				
77 Housing Accommodation For Fishermen at Mahim Causeway ...	459	...	459				
Housing of Squatters-Acquisition ...	27,181	...	27,181				
Housing of Squatters at Vikhroli ...	6,03,549	...	6,03,549				
Construction of Dormitories ...	151	...	151				
	6,92,736	...	6,92,736				
Carried forward ...	26,46,58,614	68,23,029	27,14,81,643				

Appendix No. 26—Concl'd.

Particulars	Total Capital Expenditure upto 31st March 1968.	Expenditure during 1968-69.	Total Capital Expenditure upto 31st March 1969	Particulars	Total Capital Expenditure upto 31st March 1968.	Expenditure during 1968-69.	Total Capital Expenditure upto 31st March 1969
	Rs.	Rs.	Rs.		Rs.	Rs.	Rs.
Brought over ...	27,62,83,320	68,23,029	28,31,06,349	Brought over ...	27,71,58,882	68,23,029	28,39,81,911
Miscellaneous.				Discount on Loans ...	14,53,359	...	14,53,359.
Survey of the Island of Bombay...	1,06,046	...	1,06,046	Expenses in connection with the Loan of Rs. 10 lakhs ...	12,227	...	12,227
Administrative Offices, etc. — Building on Esplanade Road near Queen's Statue ...	3,21,562	...	3,21,562	Expenses in connection with the repayment of Rs. 25 Lakhs Loan ...	19,504	...	19,504
Engineer's Office at Matunga ...	1,38,468	...	1,38,468	Expenses in connection with the loan raised in 1957-58 ...	62,048	...	62,048
Central Stores at the back of Frere Fletcher School ...	15,656	...	15,656	Repayment of Rs. 40 lakhs loan of 1919 ...	26,83,469	...	26,83,469
Store yard at Agripada, etc. ...	83,801	...	83,801	Part payment of Rs. 25 Lakhs loan of 1926 ...	19,08,494	...	19,08,494
Workshop for Motor Lorries at Agripada ...	90,368	...	90,368		61,39,101	—	61,39,101
Tools and Plant ...	559	...	559				
Refund to preliminary expenses to Government ...	38,019	...	38,019				
Preliminary expenses in connection with the Improvements of slum areas ...	68,816	...	68,816				
Provision of a lift in the Improvement Trust Building at Napier Road near Queens Statue ...	12,267	...	12,267				
	8,75,562	...	8,75,562				
Carried forward ...	27,71,58,882	68,23,029	28,39,81,911	Grand Total ...	28,32,97,983	* 68,23,029	29,01,21,012

* This figure includes Rs. 4,95,444 being the share of cost of Management and Establishment chargeable to Capital Account.

APPENDIX No. 26A.

Improvement Schemes—Slum Clearance—City.

Block account showing details of Capital Expenditure upto 31st March 1969.

Particulars.	Total Capital Expenditure from 1st April 1956 upto 31st March 1968.	Expenditure during 1968-69.	Total Capital Expenditure upto 31st March 1969.
	Rs.	Rs.	Rs.
A.—Works to be carried out from Municipal Fund ...			
Acquisition of land within, adjoining or surrounded by clearance Areas for housing or other development works ...	10,47,243	...	10,47,243
Transit Camps for providing temporary alternative housing accommodation to facilitate Slum Clearance	5,33,767	..	5,33,767
Permanent Housing for Slum Population ...	13,54,259	...	13,54,259
Providing Sewerage arrangement in Kamathipura Area	1,71,857	...	1,71,857
Discount and other charges on the loan of Rs.10 lakhs raised in 1956-57 ...	10,108	...	10,108
Discount and other charges on the loan of 20 lakhs raised in 1957-58 ...	45,160	...	45,160
Do. on the loan of Rs. 10 lakhs raised in 1958-59	17,721	...	17,721
Miscellaneous expenses including Preliminary expenses (Staff and contingencies in connection with Slum Clearance) ...	20,93,399	1,24,559	22,17,958
Total A—Works to be carried out from Municipal Fund	52,73,514	1,24,559	53,98,073
B.—Works to be carried out with the Government Aid.			
Acquisition of land within, adjoining or surrounded by Clearance Areas for—rehousing or other development works ...	18,35,417	...	18,35,417
Permanent Housing for Slum Population ...	1,90,25,474	6,77,272	1,97,02,746
Total, B—Works to be carried out with the Government Aid	2,08,60,891	6,77,272	2,15,38,163
Grand Total ...	2,61,34,405	8,01,831	* 2,69,36,236

* Previous expenditure amounting to Rs. 4,63,311 upto 31st March 1966 is shown in Appendix No. 26.

APPENDIX No. 26B.

Improvement Schemes—Slum Clearance—Suburbs.

Block account showing details of Capital Expenditure upto 31st March 1969.

Particulars.	Total Capital Expenditure upto 31st March 1968.	Expenditure during 1968-69.	Total Capital Expenditure upto 31st March 1969.
	Rs.	Rs.	Rs.
Slum Clearance—Suburbs.			
A.—Works to be carried out from Municipal Fund.			
Preliminary Expenses (Staff and Contingencies) ...	1,47,95,863	14,92,758	1,62,88,621
Total, A—Works to be carried out from Municipal Fund	1,47,95,863	14,92,758	1,62,88,621
B.—Works to be carried out with the Govt. Aid.			
(b) Chawl and S.P. Chawls. ...	1,31,49,387	95,932	1,32,45,319
Total, B—Works to be carried out with the Govt. Aid.	1,31,49,387	95,932	1,32,45,319
Grand Total ...	2,79,45,250	15,88,690	2,95,33,940

Appendix IMPROVEMENT

*Statement showing outstanding Loans of the Bombay Improvement Trust due by the
payable for the year 1968-69, the amount paid during the year and the*

Serial No.	Particulars of Loans.	Rate of Interest per Annum.	Amount raised.		Balance due on 1st April 1968		Amount raised in 1968-69.		Total	
			Rs.	Ps.	Rs.	Ps.	Rs.	Ps.	Rs.	Ps.
<i>Loans raised from Government.</i>										
1	Consolidated Loan in respect of Conversion Loan 1937-38. 35 lakhs Loan, and Rs. 8 lakhs Loan	3.3759 per cent.	4,17,94,178	06	1,87,73,231	29			1,87,73,231	29
2	Rs. 45 lakhs Loan 1921	4½ Do.	45,00,000	00	45,00,000	00			45,00,000	00
3	Rs. 52 lakhs Loan October 1922		52,00,000	00						
4	Rs. 80 lakhs Loan 22nd January 1923	4½ Do.	8,00,000	00						
5	Rs. 82 lakhs Loan 22nd January 1923		82,00,000	00	1,72,00,000	00			1,72,00,000	00
6	Rs. 30 lakhs Loan March 1923		30,00,000	00						
7	Rs. 40 lakhs Loan 2nd November 1923	4½ Do.	40,00,000	00						
8	Rs. 20 lakhs Loan 2nd January 1924		20,00,000	00	89,00,000	00			89,00,000	00
9	Rs. 29 lakhs Loan 5th March 1924		29,00,000	00						
10	Rs. 20 lakhs Loan 1st November 1924	4½ Do.	20,00,000	00						
11	Rs. 60 lakhs Loan 10th November 1924		60,00,000	00	1,00,00,000	00			1,00,00,000	00
12	Rs. 20 lakhs Loan 2nd January 1925		20,00,000	00						
13	Rs. 20 lakhs Loan 2nd October 1925	4½ Do.	20,00,000	00						
14	Rs. 15 lakhs Loan 2nd November 1925		15,00,000	00	70,00,000	00			70,00,000	00
15	Rs. 35 lakhs Loan 2nd January 1926		35,00,000	00						
Total loans raised from Government			8,93,94,178 06		6,68,73,231 29		---		6,68,73,231 29	
<i>Loans raised from the Public.</i>										
1	Rs. 50 lakhs Rupee Coupon Debenture Loan 1899		50,00,000	00	---				---	
2	Rs. 30 lakhs Loan 1901	4 per cent.	30,00,000	00	15,500	00			15,500	00
3	Rs. 30 lakhs Loan 1902	4 Do.	30,00,000	00	12,500	00			12,500	00
4	Rs. 60 lakhs Loan 1903	4 Do.	60,00,000	00	12,000	00			12,000	00
5	Rs. 50 lakhs Loan 1904	4 Do.	50,00,000	00	54,500	00			54,500	00
6	Rs. 30 lakhs Loan 1905	4 Do.	30,00,000	00	20,500	00			20,500	00
7	Rs. 20 lakhs Loan 1906	4 Do.	20,00,000	00	18,000	00			18,000	00
8	Rs. 15 lakhs Loan 1907	4 Do.	15,00,000	00	35,000	00			35,000	00
9	Rs. 30 lakhs Loan 1908	4 Do.	30,00,000	00	30,00,000	00			30,00,000	00
10	Rs. Sterling Coupon Debenture Loan 1909 (Rs. 5,66,600)	4 Do.	84,99,000	00	84,99,000	00			84,99,000	00
11	Rs. Sterling Coupon Debenture Loan 1910 (Rs. 3,33,000)	4 Do.	49,95,000	00	49,95,000	00			49,95,000	00
12	Rs. 25 lakhs Loan 1912	4 Do.	25,00,000	00	25,00,000	00			25,00,000	00
13	Rs. 18 lakhs Loan 1913	4 Do.	18,00,000	00	18,00,000	00			18,00,000	00
14	Rs. 50 lakhs Loan 1914	4 Do.	50,00,000	00	50,00,000	00			50,00,000	00
15	Rs. 25 lakhs Loan 1916	4 Do.	25,00,000	00	25,00,000	00			25,00,000	00
16	Rs. 40 lakhs Loan 1919	5 Do.	40,00,000	00	---				---	
17	Rs. 70 lakhs Loan 1920	6 Do.	70,00,000	00	† 66,00,000	00			66,00,000	00
18	Rs. 25 lakhs Loan 1927	4 Do.	25,00,000	00	25,00,000	00			25,00,000	00
19	Rs. 19.28 lakhs Loan out of Rs. 19.39 lakhs Loan (1956-57)	4 Do.	19,28,000	00	— 19,28,000	00			19,28,000	00
20	Rs. 27,38,500 Loan 1957-58	4½ Do.	27,38,500	00	27,38,500	00			27,38,500	00
21	Rs. 50 lakhs Loan 1959-60	4 Do.	50,00,000	00	50,00,000	00			50,00,000	00
22	Rs. 70 lakhs Loan 1950-61 out of Rs. 1 Crore Loan 1960-61	4½ Do.	70,00,000	00	70,00,000	00			70,00,000	00
23	Rs. 50 lakhs loan 1961-62	4½ Do.	50,00,000	00	50,00,000	00			50,00,000	00
24	Rs. 100 lakhs loan 1962-63	4½ Do.	1,00,00,000	00	1,00,00,000	00			1,00,00,000	00
25	Rs. 50 lakhs loan 1963-64	4½ Do.	50,00,000	00	50,00,000	00			50,00,000	00
26	Rs. 100 lakhs loan 1965-66	6 Do.	1,00,00,000	00	1,00,00,000	00			1,00,00,000	00
27	Rs. 50 lakhs Loan 1966-67	6 Do.	50,00,000	00	50,00,000	00			50,00,000	00
28	Rs. 50 lakhs Loan 1967-68	6 Do.	50,00,000	00	50,00,000	00			50,00,000	00
29	Rs. 75 lakhs loan 1968-69	6 Do.	---		---		75,00,000	00	75,00,000	00
Total Loans raised from the Public			12,69,60,500 00		9,42,28,500 00		75,00,000 00		10,17,28,500 00	
Grand Total			21,63,54,678 06		16,10,01,731 29		75,00,000 00		16,85,01,731 29	

* Loans at serial Nos. 1 to 18 are guaranteed by Government under Section 163 of the Govt. of India Act 1935. (Section 110 F of the B.M.C. Act.)

† Debentures for Rs. 4 lakhs held by the Public were repaid on 1st April 1935 under the option reserved in the Debentures.

No. 29.

SCHEMES.

Municipality, the interest outstanding on 1st April 1968, on the different Loans, the amount Balances outstanding on 31st March 1969.

Amount repaid in 1968-69.		Balance due on 31st March 1969.		Interest outstanding on 1st April 1968.		Interest payable in 1968-69.		Total interest due.		Deduct-interest paid during the year.		Outstanding balance on 31st March 1969.	
8		9		10		11		12		13		14	
Rs.	Ps.	Rs.	Ps.	Rs.	Ps.	Rs.	Ps.	Rs.	P.s.	Rs.	Ps.	Rs.	Ps.
11,72,152	36	1,76,01,078	93			6,33,596	56	6,33,596	56	6,23,955	64	*9,640	92
—	—	45,00,000	00			2,02,500	00	2,02,500	00	2,02,500	00	—	—
—	—	—	—			—	—	—	—	—	—	—	—
—	—	1,72,00,000	00			7,74,000	00	7,74,000	00	7,74,000	00	—	—
—	—	—	—			—	—	—	—	—	—	—	—
—	—	89,00,000	00			4,00,500	00	4,00,500	00	4,00,500	00	—	—
—	—	—	—			—	—	—	—	—	—	—	—
—	—	1,00,00,000	00			4,50,000	00	4,50,000	00	4,50,000	00	—	—
—	—	—	—			—	—	—	—	—	—	—	—
—	—	70,00,000	00			3,15,000	00	3,15,000	00	3,15,000	00	—	—
11,72,152	36	6,54,01,078	93			27,75,596	56	27,75,596	56	27,65,955	64	*9,640	92
—	—	—	—	3,938	96	—	—	3,938	96	—	—	3,938	96
5,500	00	† 10,000	00	958	75	—	—	958	75	249	72	709	03
6,000	00	† 6,500	00	2,547	37	—	—	2,547	37	723	28	1,824	09
500	00	† 11,500	00	2,988	33	—	—	2,988	33	152	72	2,835	61
13,500	00	† 41,000	00	18,086	59	—	—	18,086	59	356	67	17,729	92
4,000	00	16,500	00	2,544	08	—	—	2,544	08	31	56	2,512	52
3,000	00	15,000	00	3,593	73	—	—	3,593	73	99	00	3,494	73
9,000	00	26,000	00	8,781	70	—	—	8,781	70	511	87	8,269	83
29,33,500	00	66,500	00	23,689	06	82,685	00	1,06,374	06	84,623	63	21,402	48
—	—	84,99,000	00	16,600	00	4,81,114	00	4,97,714	00	4,04,068	96	28,880	00
—	—	49,95,000	00	8,380	00	2,82,761	00	2,91,141	00	2,27,367	68	64,765	04
—	—	25,00,000	00	2,857	54	1,00,000	00	1,02,857	54	99,940	00	14,110	00
—	—	18,00,000	00	4,395	19	72,000	00	76,395	19	70,791	50	49,673	32
—	—	50,00,000	00	10,379	13	2,00,000	00	2,10,379	13	2,00,113	00	2,917	54
—	—	25,00,000	00	—	—	1,00,000	00	1,00,000	00	1,00,000	00	—	—
—	—	—	—	9	35	—	—	9	35	—	—	9	35
—	—	66,00,000	00	—	—	3,96,000	00	3,96,000	00	3,96,000	00	—	—
—	—	25,00,000	00	5,950	00	1,00,000	00	1,05,950	00	1,00,540	00	5,410	00
—	—	19,28,000	00	—	—	77,120	00	77,120	00	77,120	00	—	—
—	—	27,38,500	00	—	—	1,16,387	00	1,16,387	00	1,16,386	24	—	—
—	—	50,00,000	00	—	—	2,00,000	00	2,00,000	00	2,00,000	00	* 0	76
—	—	70,00,000	00	—	—	2,97,500	00	2,97,500	00	2,97,500	00	—	—
—	—	50,00,000	00	—	—	2,12,500	00	2,12,500	00	2,12,500	00	—	—
—	—	1,00,00,000	00	—	—	4,50,000	00	4,50,000	00	4,50,000	00	—	—
—	—	50,00,000	00	—	—	2,37,500	00	2,37,500	00	2,37,500	00	—	—
—	—	1,00,00,000	00	—	—	6,00,000	00	6,00,000	00	6,00,000	00	—	—
—	—	50,00,000	00	—	—	3,00,000	00	3,00,000	00	3,00,000	00	—	—
—	—	50,00,000	00	—	—	3,00,000	00	3,00,000	00	3,00,000	00	—	—
—	—	75,00,000	00	—	—	3,00,000	00	3,00,000	00	—	—	* 3,00,000	00
29,57,000	00	9,87,53,500	00	1,15,699	78	49,05,567	00	50,21,266	78	44,76,575	83	1,29,903	88
41,47,152	36	18,39,54,578	93	† 1,15,699	78	76,81,163	58	77,96,863	34	72,42,531	47	* 4,14,787	07

Amount of loan outstanding on 1st April 1963.

Amount of debentures held by Govt. on 1st April 1963.

Amount of debentures re-purchased during 1963-64.

Amount of debentures held by Govt. on 31st March 1964.

Amount of debentures held by the Corporation on 31st March 1964.

* To be treated as savings.

† This is the total figure of Renewed Grants under Sst 'A.A.-I' & 'B' & 'C'.

‡ This is the total figure of Outstanding balances required for renewal under Sst. 'A', 'A1' & Sst 'B' for the next year. (1968-69).

† Debentures in respect of these Loans have remained unpaid owing to their not having been surrendered for repayment up to 31st March 1969. The Debentures do not carry interest from and after the due dates of repayment and will be paid when surrendered for repayment by the holders, out of the Sinking Fund Investments.

** The provisions made in Statement 'C' to meet the excess amount of interest paid due to devaluation which was provisionally met from Sundry Advances in 1966-67.

Rs.	Rs.	Rs.	Rs.	Rs.
(a) 45,00,000	—	—	—	45,00,000
(b) 1,72,00,000	—	—	—	1,72,00,000
(c) 89,00,000	—	—	—	89,00,000
(d) 1,00,00,000	—	—	—	1,00,00,000
(e) 70,00,000	—	—	—	70,00,000
Total 4,76,00,000	—	—	—	4,76,00,000

APPENDIX
SLUM CLEARANCE
(A—CITY AND

Statement showing outstanding Loans of the Slum clearance Scheme (A-City & amount payable for the year 1968-69, the amounts paid during

Serial No.	Particulars of Loans	Date of Issue	Rate of interest per Annum	Balance due on 1st April 1968	Amount raised in 1968-69
(1)	(2)	(3)	(4)	(5)	(6)
	A.—City			Rs. P.	Rs.
	LOANS RAISED FROM GOVT. PROGRAMME NO. 1				
1	Rs. 9,50,997 Loan (1957-58) ...	28-3-1958	4½%	9,50,997 00	...
2	Rs. 6,12,000 Loan (1958-59) ...	29-3-1959	Do.	6,12,000 00	...
3	Rs. 2,73,003 Loan (1959-60) ...	4-8-1959	Do.	2,73,003 00	...
4	Rs. 1,85,000 Loan (1960-61) ...	28-3-1961	Do.	1,85,000 00	...
5	Rs. 5,04,000 Loan (1961-62) ...	28-3-1962	Do.	5,04,000 00	...
6	Rs. 2,64,529 Loan (1962-63) ...	13-3-1963	5½%	2,64,529 00	...
7	Rs. 2,50,971 Loan (1963-64) ...	27-3-1964	Do.	2,50,971 00	...
8	Rs. 47,250 Loan (1964-65) ...	27-1-1965	Do.	47,250 00	...
9	Rs. 2,20,355 Loan (1964-65) ...	13-3-1965	Do.	2,20,355 00	...
10	Rs. 50,504 Loan (1965-66) ...	31-8-1965	%	50,504 00	...
11	Rs. 73 Loan (1965-66) ...	16-2-1966	Do.	73 00	...
12	Rs. 568 Loan (1968-69) @ ...	30-8-1968	Do.	...	568.00
	Total 1st Programme			33,58,682 00	568 00
	LOANS RAISED FROM GOVT. PROGRAMME NO. 2				
13	Rs. 94,500 Loan (1961-62) ...	23-3-1962	4½%	94,500 00	...
	Total 2nd Programme			94,500 00	...
	LOANS RAISED FROM GOVT. PROGRAMME NO. 3				
14	Rs. 9,00,000 Loan (1960-61) ...	28-3-1961	4½%	8,53,722 61	...
15	Rs. 62,037 Loan (1962-63) ...	13-3-1963	5½%	59,210 54	...
16	Rs. 9,963 Loan (1963-64) ...	27-3-1964	Do.	9,509 11	...
	Total 3rd programme			9,22,442 26	...
	LOANS RAISED FROM GOVT. PROGRAMME NO. 4				
17	Rs. 3,69,600 Loan (1963-64) ...	27-3-1964	5½%	3,69,600 00	...
18	Rs. 1,84,800 Loan (1964-65) ...	27-1-1965	Do.	1,84,800 00	...
	Total 4th programme			5,54,400 00	...
	LOANS RAISED FROM GOVT. PROGRAMME NO. 6				
19	Rs. 1,53,900 Loan (1966-67) @ ...	20-3-1967	5½%	1,53,900 00	...
20	Rs. 17,100 Loan (1967-68) @ ...	1-3-1968	Do.	17,100 00	...
21	Rs. 57,000 Loan (1968-69) ...	12-12-1968	Do.	...	57,000.00
	Total 6th programme			1,71,000 00	57,000 00
	LOANS RAISED FROM GOVT. PROGRAMME NO. 9				
22	Rs. 6,10,818 Loan (1966-67) @ ...	30-3-1967	5½%	6,10,818 00	...
23	Rs. 5,73,838 Loan (1967-68) @ ...	1-3-1968	Do.	5,73,838 00	...
24	Rs. 7,28,110 Loan (1968-69) @ ...	12-12-1968	Do.	...	7,28,110 00
25	R. 1,00,518 Loan (1968-69) ...	31-3-1969	Do.	...	1,00,518 00
	Total 9th programme			11,84,656 00	8,28,628 00
	LOANS RAISED FROM GOVT. PROGRAMME NO. 10				
26	Rs. 1,62,343 Loan (1966-67) @ ...	30-3-1967	5½%	1,62,343 00	...
27	Rs. 3,254 Loan (1967-68) @ ...	1-3-1968	Do.	3,254 00	...
28	Rs. 58,984 Loan (1968-69) @ ...	12-12-1969	Do.	...	58,984 00
	Total 10th programme			1,65,597 00	58,984 00
	LOANS RAISED FROM GOVERNMENT PROGRAMME No. 11				
29	Rs. 69,426 Loan (1968-69) @ ...	31-3-1969	5½%	...	69,426 00
	Total 11th Programme			...	69,426 00
	Total Loan from Govt.			64,51,277 26	10,14,606 00
	LOANS FROM PUBLIC				
30	Rs. 10 Lakhs Loan 1956-57 ...	29-3-1957	4%	10,00,000 00	...
31	Rs. 20 Lakhs Loan 1957-58 ...	15-3-1958	4½%	20,00,000 00	...
32	Rs. 10 Lakhs Loan 1958-59 ...	30-3-1959	4%	10,00,000 00	...
33	Rs. 25 Lakhs Loan 1959-60 ...	15-2-1960	4%	25,00,000 00	...
34	Rs. 50 Lakhs Loan 1961-62 ...	1-2-1962	4½%	50,00,000 00	...
35	Rs. 30 Lakhs Loan 1964-65 ...	25-3-1965	4½%	30,00,000 00	...
36	Rs. 50 Lakhs Loan 1966-67 ...	1-3-1967	6%	50,00,000 00	...
37	Rs. 30 Lakhs Loan 1968-69
	Total Loans from Public			1,95,00,000 00	...
	Grand Total			2,59,51,277 26	10,14,606 00

@ The amount of interest which will accrued on this Loan from the day on which it will be drawn to the date on which the repayment of the total Loan sanctioned commences will be payable along with the first repayment instalment of the total loan sanctioned.

No. 29A

SCHEME (ACCOUNT)

B—SUBURBS)

B-Suburbs) Budget B, the interest outstanding on 1st April 1968, on the different loans, the the year and the balances outstanding on 31st March 1969.

Total		Amount repaid in 1968-69		Balance due on 31st March 1969		Interest out standing on 1st April 1968		Interest payable in 1968-69		Total interest due		Deduct interest paid during the year		Outstanding balance on 31st March 1969	
(7)		(8)		(9)		(10)		(11)		(12)		(13)		(14)	
Rs.	P.	Rs.	P.	Rs.	P.	Rs.	P.	Rs.	P.	Rs.	P.	Rs.	P.	Rs.	P.
9,50,997	00	9,50,997	00	42,795	00	42,795	00	42,794	86	0	14*
6,12,000	00	6,12,000	00	27,540	00	27,540	00	27,540	00
2,73,003	00	2,73,003	00	12,286	00	12,286	00	12,285	13	0	87*
1,85,000	00	1,85,000	00	8,325	00	8,325	00	8,325	00
5,04,000	00	36,000	00 z	4,68,000	00	22,680	00	22,680	00	21,548	00	1,131	78
2,64,529	00	2,64,529	00	13,888	00	13,888	00	13,887	87	0	13*
2,50,971	00	2,50,971	00	13,176	00	13,176	00	13,175	98	0	02*
47,250	00	47,250	00	2,481	00	2,481	00	2,481	00
2,20,355	00	2,20,355	00	11,569	00	11,569	00	11,568	64	0	36*
50,504	00	50,504	00	2,904	00	2,904	00	2,903	98	0	02*
73	00	73	00	5	00	5	00	4	20	0	80*
568	00	568	00
33,59,250	00	36,000	00	33,23,250	00	1,57,649	00	1,57,649	00	1,56,514	88	1,134	12**
94,500	00	94,500	00	4,253	00	4,253	00	4,252	50	0	50*
94,500	00	94,500	00	4,253	00	4,253	00	4,252	50	0	50*
8,53,722	61	16,834	48	8,36,888	13	38,417	52	38,417	52	38,417	52
59,210	54	1,042	47	58,167	77	3,607	78	3,607	78	3,118	55
9,509	11	167	45	9,341	66	3,607	78	499	23
9,22,442	26	18,044	70	9,04,397	56	42,025	30	42,025	30	42,025	30
3,69,600	00	3,69,600	00	19,404	00	19,404	00	19,404	00
1,84,800	00	1,84,800	00	9,702	00	9,702	00	9,701	62	0	38*
5,54,400	00	5,54,400	00	29,106	00	29,106	00	29,105	62	0	38*
1,53,900	00	1,53,900	00	8,850	00	8,850	00	8,850	00
17,100	00	17,100	00	@
57,000	00	57,000	00
2,28,000	00	2,28,000	00	8,850	00	8,850	00	8,850	00*
6,10,818	00	6,10,818	00	35,123	00	35,123	00	32,123	00*
5,73,838	00	5,73,838	00	1,04,640	00	1,04,640	00	1,04,640	40*
7,28,110	00	7,28,110	00
1,00,518	00	1,00,518	00
20,13,284	00	20,13,284	00	1,39,763	00	1,39,763	00	1,39,763	00*
1,62,343	00	1,62,343	00	9,335	00	9,335	00	9,335	00*
3,254	00	3,254	00	@
58,984	00	58,984	00
2,24,581	00	2,24,581	00	9,335	00	9,335	00	9,335	00*
69,426	00	69,426	00	89,999	70	89,999	70	89,999	70*
69,426	00	69,426	00	89,999	70	89,999	70	89,999	70*
74,65,883	26	54,044	70	74,11,838	56	4,80,981	00	4,80,981	00	2,31,868	30	2,49,082	70*
10,00,000	00	10,00,000	00	40,000	00	40,000	00	40,000	00
20,00,000	00	20,00,000	00	85,000	00	85,000	00	85,000	00
10,00,000	00	10,00,000	00	40,000	00	40,000	00	40,000	00
25,00,000	00	25,00,000	00	1,00,000	00	1,00,000	00	1,00,000	00
50,00,000	00	50,00,000	00	2,12,500	00	2,12,500	00	2,12,500	00
30,00,000	00	30,00,000	00	1,42,500	00	1,42,500	00	1,42,500	00
50,00,000	00	50,00,000	00	3,00,000	00	3,00,000	00	3,00,000	00
...	90,000	00	90,000	00	* 9,000	00*
1,95,00,000	00	1,95,00,000	00	10,10,000	00	10,10,000	00	9,20,000	00	* 90,000	00
2,69,65,883	26	54,044	70	2,69,11,838	56	14,90,981	00	14,90,981	00	11,51,898	30	* 3,39,082	70

* To be treated as savings.

z The Loan outstanding as on 13-3-1969 is shown Rs. 2,69,47,838.56 in appendix No. 25A. as an amount of Rs. 36,000 received has been refunded to the Government by debiting the amount to Sundry advances as certain tenements constructed under Slum Clearance Scheme were allotted to postal Department at the instance of the Government.

**APPENDIX
SLUM CLEARANCE**

(A—CITY AND

Statement showing outstanding Loans of the Slum clearance Scheme (A-City & amount payable for the year 1968-69, the amounts paid during

Serial No.	Particulars of Loans	Date of Issue	Rate of interest per Annum	Balance due on 1st April 1968	Amount raised in 1968-69
(1)	(2)	(3)	(4)	(5)	(6)
	B.—Suburbs and Extended Suburbs.			Rs.	Rs.
	LOANS RAISED FROM GOVT. PROGRAMME NO. 2				
1	Rs. 3,07,000 Loan (1959-60)	4-8-1959	4½%	3,07,000.00	...
2	Rs. 5,84,000 Loan (1960-61)	28-3-1961	4½%	5,84,000.00	...
3	Rs. 3,54,375 Loan (1962-63)	13-3-1963	5½%	3,54,375.00	...
4	Rs. 1,67,625 Loan (1963-64)	27-3-1964	Do.	1,67,625.00	...
5	Rs. 2,43,364 Loan (1964-65)	13-3-1965	Do.	2,43,364.00	...
6	Rs. 11,599 Loan (1966-67)	1-12-1966	5½%	11,599.00	...
	Total 2nd Programme			16,67,963.00	...
	LOANS RAISED FROM GOVT. PROGRAMME NO. 3				
7	Rs. 1,62,000 Loan (1960-61)	28-3-1961	4½%	1,53,669.88	...
8	Rs. 9,72,000 Loan (1962-62)	28-3-1962	Do.	9,22,019.10	...
9	Rs. 1,00,182 Loan (1962-63)	13-3-1963	5½%	1,03,079.48	...
10	Rs. 7,818 Loan (1963-64)	27-3-1964	Do.
	Total 3rd Programme			11,78,768.46	...
	LOANS RAISED FROM GOVT. PROGRAMME NO. 4				
11	Rs. 4,65,300 Loan (1963-64)	27-3-1964	5½%	4,65,300.00	...
12	Rs. 1,08,900 Loan (1964-65)	27-1-1965	Do.	1,08,900.00	...
13	Rs. 4,75,911 Loan (1964-65)	13-3-1965	Do.	4,75,911.00	...
14	Rs. 1,31,267 Loan (1965-66)	31-8-1965	5½%	1,31,267.00	...
15	Rs. 1,57,357 Loan (1965-66)	16-2-1966	5½%	1,53,917.00	...
16	Rs. 1,07,739 Loan (1965-66)	12-3-1966	5½%	1,07,739.00	...
17	Rs. 1,06,343 Loan (1966-67)	1-12-1966	5½%	1,06,343.00	...
18	Rs. 1,28,866 Loan (1966-67)	30-3-1967	5½%	1,28,866.00	...
19	Rs. 66,705 Loan (1967-68)	23-2-1968	5½%	66,705.00	...
20	Rs. 12,159 Loan (1967-68)	1-3-1968	5½%	12,159.00	...
21	Rs. 22,388 Loan (1968-69)	12-12-1968	53/4%	...	22,388.
22	Rs. 3,519 Loan (1968-69)	31-3-1969	53/4%	...	3,519.
	Total 4th Programme			17,57,107.00	25,907
	Total Loans from Govt.			46,03,338.46	25,907
	LOAN FROM PUBLIC				
23	Rs. 50 Lakhs Loan 1962-63	25-3-1963	4½%	50,00,000.00	...
24	Rs. 50 Lakhs Loan 1966-67	31-3-1967	6%	50,00,000.00	...
25	Rs. 50 Lacs Loan (1967-68)	30-3-1968	6%	50,00,000.00	...
26	Rs. 25 Lakhs Loan (1968-69)	29-3-1969	6%	...	25,00,000
	Total Loan from Public			1,50,00,000.00	25,00,000
	Grand Total			1,96,03,838.46	25,25,907

No. 29A—concl'd.

SCHEME (ACCOUNT)

B—SUBURBS)

B-Suburbs) Budget B, the interest outstanding on 1st April 1968, on the different loans, the the year and the balances outstanding on 31st March 1969.

Total	Amount repaid in 1968-69	Balance due on 31st March 1969	Interest out standing on 1st April 1968	Interest payable in 1968-69	Total interest due	Deduct interest paid during the year	Outstanding balance on 31st March 1969
(7)	(8)	(9)	(10)	(11)	(12)	(13)	(14)
Rs.	Rs.	Rs.	Rs.	Rs.	Rs.	Rs.	Rs.
3,07,000.00	...	3,07,000.00	...	13,815.00	13,815.00	13,815.00	...
5,84,000.00	...	5,84,000.00	...	26,280.00	26,280.00	26,280.00	...
3,54,375.00	...	3,54,375.00	...	18,605.00	18,605.00	18,604.69	0.31*
1,67,625.00	...	1,67,625.00	...	8,801.00	8,801.00	8,800.31	0.69*
2,43,364.00	...	2,43,364.00	...	12,777.00	12,777.00	12,776.61	0.39*
11,599.00	...	11,599.00	...	667.00	667.00	...	667.00*
16,67,963.00	...	16,67,963.00	...	80,945.00	80,945.00	80,276.61	* 668.39
1,53,669.88	3,030.28	1,50,639.60	...	48,406.00	48,406.00	6,915.14	...
9,22,019.10	18,181.72	9,03,837.38	41,490.86	...
1,03,079.48	1,815.32	1,01,264.16	...	5,411.68	5,411.68	5,019.92 391.76	...
11,78,768.46	23,027.32	11,55,741.14	...	53,817.68	53,817.68	53,817.68	...
4,65,300.00	...	4,65,300.00	...	24,429.00	24,429.00	24,428.25	0.75*
1,08,900.00	...	1,08,900.00	...	5,718.00	5,718.00	5,717.25	0.75*
4,75,911.00	...	4,75,911.00	...	24,986.00	24,986.00	24,985.33	0.67*
1,31,267.00	...	1,31,267.00	...	7,548.00	7,548.00	7,547.85	0.15*
1,53,917.00	...	1,53,917.00	...	8,851.00	8,851.00	8,850.23	0.77*
1,07,739.00	...	1,07,739.00	...	6,195.00	6,195.00	6,194.99	0.01*
1,06,343.00	...	1,06,343.00	...	6,115.00	6,115.00	...	6,115.00*
1,28,866.00	...	1,28,866.00	...	7,410.00	7,410.00	...	7,410.00*
66,705.00	...	66,705.00	18,000.00*
12,159.00	...	12,159.00	...	18,000.00	18,000.00
22,388.00	...	22,388.00	...	23,999.32	23,999.32	...	23,999.32*
3,519.00	...	3,519.00
17,83,014.00	...	17,83,014.00	...	1,33,251.32	1,33,251.32	77,723.90	55,527.42*
46,29,745.46	23,027.32	46,05,718.14	...	2,68,014.00	2,68,014.00	2,11,818.19	* 56,195.81
50,00,000.00	...	50,00,000.00	...	2,25,000.00	2,25,000.00	2,25,000.00	...
50,00,000.00	...	50,00,000.00	...	3,00,000.00	3,00,000.00	3,00,000.00	...
50,00,000.00	...	50,00,000.00	...	3,00,000.00	3,00,000.00	3,00,000.00	...
25,00,000.00	...	25,00,000.00	...	1,50,000.00	1,50,000.00	...	1,50,000.00*
1,75,00,000.00	...	1,75,00,000.00	...	9,75,000.00	9,75,000.00	8,25,000.00	1,50,000.00*
2,21,29,745.46	23,027.32	2,21,06,718.14	...	12,43,014.00	12,43,014.00	10,36,818.19	* 2,06,195.81

* To be treated as saving.

**APPENDIX No. 31
EDUCATION FUND**

Revenue Account for the year ended 31st March 1969.

Particulars	Total		Particulars	Total	
	Rs.	P.		Rs.	P.
To Revenue Expenditure	8,25,97,769	63	By Revenue Receipts	8,20,23,525	51
			By Balance being deficit for the	5,74,244	12
Total	8,25,97,769	63	Total	8,25,97,769	63
To deficit for the year	5,74,244	12	By Surplus Revenue Fund as at 1st April 1968	95,17,124	78
To Revenue Expenditure to be incurred in 1969-70 and provided for as Renewed Grants	37,08,970	00	„ Revenue of previous years reserved for the year 1968-69...	30,63,619	00
To Balance being Surplus Revenue Fund as at 31st March 1969	82,97,529	66			
Total	1,25,80,743	78	Total	1,25,80,743	78

APPENDIX No. 34
EDUCATION FUND

Revenue Account Balance Sheet as at 31st March 1969.

Liabilities.	Rs.	P.	Assets	Rs.	P.
			Cash at Bank	79,05,912	28
			Cash in Office	64,295	72
			Education Loan Interest		
Debts.			Warrants Payable		
			Account.	1,072	62
				79,71,280	62
			Advances—Recoverable		
Due on cheques payable	4,91,288	36	Municipal Officers	3,46,527	61
			Sundries—Miscellaneous advances.	8,38,468	36
				11,84,995	97
Due on outstanding charges for 1968-69 and previous year	37,08,970	00	Plant and Machinery	22,800	88
			Add—Expenditure during the year		
				22,800	88
			Less—Depreciation	22,800	00
					88
Due on outstanding charges on account of interest accrued but not paid	10,42,992	29	Deposits in Public Securities with State Bank of India	41,300	00
			In Office	1,200	00
				42,500	00
Deposits in Cash and Public Securities from Contractors and private parties	30,25,250	60	Municipal Contribution Receivable:—		
			From Budget 'A' Div. I	28,01,066	41
			From Budget 'A' Div. II		
			From Budget 'A' Div. III	5,70,416	37
				33,71,482	78
Municipal Contribution Payable (Refundable) to Budget 'A' Div. II	1,32,364	99	Investments—		
			Endowment Fund		
			With State Bank of India & in Office		
Endowment Fund	4,26,503	71	In securities	4,20,487	52
			In cash	16	19
			In Fixed Deposit	6,000	00
				4,26,503	71
Surplus Revenue Fund	82,97,529	66	Surplus Fund—		
			In securities *	22,85,920	89
			In Fixed Deposit	11,00,000	00
			In Call. Deposit	5,00,000	00
			In Current Account		
			Deposit	2,42,214	76
				41,28,135	65
Total	1,71,24,899	61	Total	1,71,24,899	61

* Details of Securities held in Surplus Fund—

	Face value		Cost	
	Rs.	P.	Rs.	P.
4½% Kerala Financial Corporation Bonds 1974...	2,85,000		2,85,000	00
¾% Bombay Municipal Debentures 1947, ...	500		437	50
3% Conversion Loan 1946	600		433	39
6% B. M. D. 1968-69	20,00,000		20,00,000	00
	22,86,100		22,85,920	89

APPENDIX No. 35

EDUCATION FUND

Capital Fund Balance Sheet as at 31st March 1969.

Liabilities	Rs.	P.	Assets	Rs.	P.
Loans Outstanding—			Block Account—		
Due to Public—	7,76,60,500	00	Loan Funds—		
			Property and Assets at original cost	7,90,12,786	32
Trust Fund—					
			Trust Fund—		
			Expenditure upto 31-3-1969 ...	2,08,755	42
			Advance for purchase of Furniture for New School Buildings.		
			Balance on 1-4-68 ...	28,85,124	48
			Add—Expenditure during the year	4,45,045	95
				33,30,170	43
			Less—Amount repaid.	33,30,170	43
			Investment—		
			Sinking Fund—	*3,08,71,518	03
Surplus—			Loan Fund—		
Sinking Fund ...	3,08,71,518	03	In Fixed Deposit ...	40,00,000	00
Loan Redemption Fund ...	44,39,500	00	In Call Deposit	
Contribution from Trust Fund ...	2,08,755	42	In Cash ...	87,213	68
Contribution from Government ...	10,00,000	00			
Grand Total ...	11,41,80,273	45	Grand Total...	11,41,80,273	45

Statement showing Capital Expenditure upto 31st March 1969 :—

Education Fund.

Loan Funds.	Total Capital Expenditure upto 31st March, 1968.	Expenditure during 1968-69 out of Loan Funds.	Capital Expenditure upto 31st March 1969.
	Rs.	Rs.	Rs.
City Section ...	4,30,86,539	42,24,586	4,73,11,125
Suburban Section ...	1,78,72,859	40,58,634	2,19,31,493
Extended Suburban Section ...	81,98,517	13,27,156	95,25,673
Discount and other charges ...	2,44,495	...	2,44,495
	6,94,02,410	96,10,376	7,90,12,786
Trust Fund ...	2,08,755	...	2,08,755
Grand Total ...	6,96,11,165	96,10,376	7,92,21,541

* Face and Market values of Securities held in the Sinking Fund, was Rs. 3,09,30,500 and Rs. 3,04,46,739.80 respectively, Municipal Debentures being valued at par.

APPENDIX No. 37

EDUCATION FUND

Statement showing outstanding loans due by the Municipality, the interest outstanding on 1st April 1968 on the different Loans, the amount payable for the year 1968-69, the amount paid by the State Bank of India, and in Office during that year and the balances outstanding on 31st March 1969.

Particulars of Loans.	Rate of Interest.	Balance due. on 1-4-68	Amount raised in 1968-69.	Total.	Amount repaid in 1968-69.	Balance due on 31st March 1969.	Interest outstanding on 1-4-1968.	Interest payable in 1968-69.	Total Interest due.	Deduct Interest paid by the State Bank of India and in Office.	Outstanding balance March 1969.
(1)	(2)	(3)	(4)	(5)	(6)	(7)	(8)	(9)	(10)	(11)	(12)
Loans raised from the Public											
		Rs.		Rs.		Rs.	Rs. P.	Rs. P.	Rs. P.	Rs. P.	Rs. P.
(1) The 15 Lakhs Education Loan of 1954-55 ...	4 per cent.	3,500	...	3,500	...	3,500	924.00	...	924.00	...	924.00
(2) The 20 lakhs Education Loan of 1955-56 ...	4 per cent.	57,000	...	57,000	...	57,000	6,550.00	...	6,550.00	...	6,550.00
(3) The 35 lakhs Education Loan of 1957-58 ...	4½ per cent.	35,00,000	...	35,00,000	...	35,00,000	...	1,48,750.00	1,48,750.00	1,48,750.00	...
(4) The 30 lakhs Education Loan of 1958-59 ...	4½ per cent.	30,00,000	...	30,00,000	...	30,00,000	8,085.64	1,27,500.00	1,35,585.64	1,22,633.74	12,951.90
(5) The 50 Lakhs Education Loan of 1959-60 ...	4 per cent.	50,00,000	...	50,00,000	...	50,00,000	...	2,00,000.00	2,00,000.00	2,00,000.00	...
(6) The Rs. 38.5 Lakhs Education Loan of 1960-61 ...	4½ per cent.	38,50,000	...	38,50,000	...	38,50,000	...	1,63,625.00	1,63,625.00	1,61,500.00	2,125.00
(7) The Rs. 10 Lakhs Education Loan of 1960-61 ...	4½ per cent.	10,00,000	...	10,00,000	...	10,00,000	...	42,500.00	42,500.00	42,500.00	...
(8) The Rs. 55 Lakhs Education Loan of 1961-62 ...	4½ per cent.	55,00,000	...	55,00,000	...	55,00,000	...	2,33,750.00	2,33,750.00	2,33,750.00	...
(9) The Rs. 10 Lakhs Education Loan of 1961-62 ...	4½ per cent.	10,00,000	...	10,00,000	...	10,00,000	...	42,500.00	42,500.00	42,500.00	...
(10) The Rs. 75 Lakhs Education Loan of 1962-63 ...	4½ per cent.	75,00,000	...	75,00,000	...	75,00,000	2,089.97	3,56,250.00	3,58,339.97	3,54,896.25	3,443.72
(11) The Rs. 25 Lakhs Education Loan of 1962-63 ...	4½ per cent.	25,00,000	...	25,00,000	...	25,00,000	...	1,12,500.00	1,12,500.00	1,12,500.00	...
(12) The 137.5 Lakhs Education Loan 1963-64 ...	4½ per cent.	1,37,50,000	...	1,37,50,000	...	1,37,50,000	494.32	6,53,125.00	6,53,619.32	6,39,523.67	14,095.65
(13) The 12.5 Lakhs Education loan 1963-64 ...	4½ per cent.	12,50,000	...	12,50,000	...	12,50,000	...	59,375.00	59,375.00	59,375.00	...
(14) The 125 Lakhs Education Loan 1964-65 ...	5 per cent.	1,25,00,000	...	1,25,00,000	...	1,25,00,000	...	6,25,000.00	6,25,000.00	6,25,000.00	...
(15) The Rs 50 Lakhs Education Loan 1965-66 ...	5½ per cent.	50,00,000	...	50,00,000	...	50,00,000	3,191.27	2,87,500.00	2,90,691.27	2,90,691.27	...
(16) The Rs. 25 Lakhs Education Loan 1966-67 ...	5½ per cent.	25,00,000	...	25,00,000	...	25,00,000	...	1,43,750.00	1,43,750.00	1,43,750.00	...
(17) The Rs 25 Lakhs Education Loan 1966-67 ...	6 per cent.	25,00,000	...	25,00,000	...	25,00,000	...	1,50,000.00	1,50,000.00	1,50,000.00	...
(18) The Rs. 25 Lakhs Education Loan 1967-68 ...	6 per cent.	25,00,000	...	25,00,000	...	25,00,000	...	1,00,000.00	1,00,000.00	1,00,000.00	...
(19) The Rs. 27.5 Lakhs Education Loan 1968-69 ...	6 Per cent.	...	27,50,000	27,50,000	...	27,50,000
(20) The Rs. 20 Lakhs Education Loan 1968-69 ...	6 per cent.	...	20,00,000	20,00,000	...	20,00,000
Loan from Public...		7,29,10,500	47,50,000	7,76,60,500	...	7,76,60,500	21,335.20	34,46,125.00	34,67,460.20	34,27,369.93	40,090.27

APPENDIX No. 40

EDUCATION FUND

Statement showing the amounts of Receipts and Expenditure respectively credited and debited to the Education Fund during the year 1968-69 and the balance at the credit of the Fund at the close of the year 1968-69 (i.e., 31st March 1969).

	Rs.	P.
RECEIPTS—A.—REVENUE ACCOUNT		
(1) Fees and Fines from Municipal Schools
(1A) Education Cess
(2) Contribution towards Primary Education from Municipal Corporation under Section 126C(c) of the Bombay Municipal Corporation Act—	1,42,50,059	46
(i) From Budget 'A' Div. I	1,76,64,580	00
(ii) From Budget 'A' Div. II	56,33,250	00
(iii) From Budget 'A' Div. III	16,75,770	00
(2A) Special Contribution from—
(i) From Budget 'A' Division I	3,50,00,000	00
(ii) Budget 'A' Div. II
(iii) Budget 'A' Div. III
(3) Contribution from Government under Clause 2(e) of Schedule BBA of the Bombay Municipal Corporation Act	71,86,340	00
(4) Interest on Endowment and Investments	9,018	80
(5) Rent and other proceeds of properties	1,25,167	36
(6) Interest and Profits on Investments of Surplus, Loan and other balances	3,32,542	55
(7) Miscellaneous Receipts	1,46,797	34
Total—Revenue Receipts	8,20,23,525	51
RECEIPTS—B.—CAPITAL ACCOUNT		
(1) New Loan	47,50,000	00
(2) Recoupment of Advance for purchase of furniture	33,30,170	43
(3) Trust Fund
Total—Capital Receipts	80,80,170	43
RECEIPTS—C.—SUSPENSE ACCOUNT		
Advances—Municipal Officers—		
(a) Standing Advances for Contingent Expenditure	4,838	74
(b) Motor Cars and Motor Cycles to Officers	8,512	00
(c) Dishonoured Cheques	1,77,038	84
(d) Loan scholarships to Municipal Teachers Under Training	44,724	20
Advance for purchase of Plant and Machinery	22,800	00
Sundries—Miscellaneous Advances	5,22,584	21
State Bank of India and other Local Banks Paper and Cash Account—including Paper Deposits in Office Custody—		
Sinking Fund (Paper and Cash) Account	2,99,277	90
Endowment Fund (Paper and Cash) Account
Loan Fund (Paper and Cash) Account
Surplus Fund (Paper and Cash) Account	63,67,765	09
Sundry Deposits (Paper and Cash) Account	96,00,800	00
Deposit Account	30,02,195	67
Provident Fund Recoveries	75,13,639	38
Provident Fund Investments	27,86,807	11
Cash Bills Outstanding
Cheques Payable	7,84,14,709	25
Wages Deposit Account
Municipal Contribution Receivable	47,85,111	58
Municipal Contribution Payable (Refundable)	1,32,364	99
Endowment Fund Account
Sinking Fund Account—Education	58,10,654	17
Education Loan Interest Warrants Payable Account	18,61,105	14
Interest Receivable Account
Interest accrued but not paid	63,281	25
Investment of Surplus Monies in Public Securities
Advances from Surplus Monies for financing Capital Expenditure pending raising of Loan
Loan Redemption Fund Account
Total—Suspense Receipts	12,14,18,209	52

APPENDIX No. 40—(Contd.)

	Rs.	P.
EXPENDITURE—A. REVENUE ACCOUNT		
A.—General Supervision and Administration ...	15,03,695	55
B.—Municipal Primary Schools ...	6,24,78,187	58
C.—Private Primary Schools ...	12,03,570	63
D.—Medical Inspection of School Children ...	6,85,541	50
E.—Enforcement of Compulsion ...	130	31
F.—Educational Activities ...	8,86,875	68
G.—Pension and Provident Fund ...	72,39,308	00
H.—Dearness Allowance	
I.—New Works ...	2,05,549	94
J.—Debt Charges ...	80,89,021	63
K.—Training Facilities for Municipal Teachers ...	8,962	11
L.—Proportionate Cost of Collection of Education Cess ...	1,91,440	82
M—Extra-Curricular Activities ...	1,05,485	88
Total—Revenue Expenditure ...	8,25,97,769	63
EXPENDITURE—B.—CAPITAL ACCOUNT		
(1) Loan Funds— ...	96,10,376	06
(2) Advance for purchase of furniture for New School Building ...	4,45,045	95
(3) Trust Fund	
Total—Capital Expenditure ...	1,00,55,422	01
EXPENDITURE—C.—SUSPENSE ACCOUNT		
Advances—Municipal Officers—		
(a) Standing Advances for Contingent expenditure ...	3,666	00
(b) Motor Cars and Motor Cycles to Officers	
(c) Dishonoured Cheques ...	1,76,856	84
(d) Loan Scholarship to Municipal Teachers under Training ...	2,619	44
Advance for purchase of Plant and Machinery	
Sundries—Miscellaneous Advances ...	7,17,939	39
State Bank of India and other Local Banks Paper and Cash Account—including paper		
Deposits in Office Custody—		
Sinking Fund (Paper and Cash) Account ...	61,09,932	07
Endowment Fund (Paper and Cash) Account	
Loan Fund (Paper and Cash) Account ...	24,748	42
Surplus Fund (Paper and Cash) Account ...	53,92,775	52
Sundry Deposits (Paper and Cash) Account ...	82,00,000	00
Deposit Account ...	26,91,923	16
Provident Fund Payments ...	75,13,639	38
Provident Fund Investments ...	27,86,807	11
Cash Bills Outstanding	
Cheques Payable ...	7,90,29,801	35
Wages Deposit Account	
Municipal Contribution Receivable ...	30,61,709	95
Municipal Contribution Payable (Refundable)	
Endowment Fund Account	
Sinking Fund Account Education	
Education Loan Interest Warrants—Payable Account ...	18,60,759	76
Interest Accrued but not paid	
Interest Receivable Account	
Investment of Surplus Monies in Public Securities	
Advances from Surplus Monies for financing Capital Expenditure pending raising of		
Loan	
Repayment of Loan Account	
Total—Suspense Expenditure	11,75,73,178	39

APPENDIX No. 40—(Concl.)

SUMMARY

Receipts.			Disbursements.	
Rs.	P.		Rs.	P.
66,75,872	57	Balance on 1st April 1968—		
8,20,23,525	51	A.—Revenue Account	8,25,97,769	63
80,80,170	43	B.—Capital Account	1,00,55,422	01
12,14,18,209	52	C.—Suspense Account	11,75,73,178	39
21,15,21,905	46	*Balance on 31st March 1969	21,02,26,370	03
21,81,97,778	03	Total	79,71,408	00
			21,81,97,778	03
Bank's Reconciliation—			Rs.	P.
*Balance as per Bank's Pass Book		...	65,76,677	87
Add—Revenue sent to the Bank on 31st March 1969 but acknowledged on 1st April 1969.		...	16,18,894	70
Less—Uncashed cheques		...	81,95,572	57
		...	2,89,660	29
Balance as per Day Book (Col. No. 10)		...	79,05,912	23
		Rs.	P.	
Balance in Office in Government Promissory Notes etc.		1,200	00	
Balance in Office in Cash		1,544	49	
Collection kept in office		62,751	23	65,495 72
				79,71,408 00

ASSESSMENT AND COLLECTION

Municipal Property Taxes, State Education Cess, Wheel Tax, Water Charges by meter measurement and Theatre Tax.

(City, Suburbs and Extended Suburbs).

The rates of taxation continued to be the same as in the preceding year.

Properties.	City.	Suburbs.	Extended Suburbs.	Total.	
No. of properties as on 31-3-1969	...	80,551	72,476	39,053	1,92,080
No. of properties exempted from General Tax during the year 1968-69.	3,544	2,205	991	6,740	
No. of properties newly assessed during the year 1968-69.	2,233	3,282	2,459	7,974	
No. of properties enlarged during the year 1968-69	...	900	1,751	1,208	3,859
No. of properties demolished during the year 1968-69.	333	201	160	694	

Rateable value as on 31-3-1969 and Rate of Rateable Value per head of population

	City.	Suburbs.	Extended Suburbs.	Total.	
	Rs.	Rs.	Rs.	Rs.	
Rateable value	...	43,14,65,410	16,96,40,516	7,26,67,459	67,37,73,385
Population 1968 (Mid year estimate)	...	30,53,000	13,70,000	4,80,000	49,03,000
Rate per head of population	...	141.32	123.80	151.40	137.42

Complaints Disposed of during 1968-69:—

	Number.	Percentage of reduction in rateable value.	
City	...	3,498	5.94
Suburbs	...	2,543	12.64
Extended Suburbs	...	1,451	9.68
Total	...	7,492	7.95

Appeals against rateable value during 1968-69:—

There were 86,77 and 284 appeals against rateable value during the year under report in the City, Suburbs and Extended Suburbs respectively out of which 66, 59 and 269 remained pending at the close of the year.

Bills issued during the year 1968-69.

	CITY		SUBURBS		EXTD. SUBURBS		TOTAL.		
	Past & previous years.	Current year.	Past & previous years.	Current year.	Past & previous years.	Current year.	Past & previous years.	Current year.	
Property Taxes	...	3,350	1,40,219	3,921	1,46,767	1,742	77,976	9,013	3,64,962
Water charges by meter Measurement	6,006	36,430	18,858	62,618	2,885	29,746	27,749	1,28,794	
Meter Hire	...	7,618	232	9,494	58	2,645	290	19,757	
Wheel Tax	...	35,525	2,53,725	8,197	60,647	2,564	12,985	46,286	3,27,357
Total	...	44,881	4,37,992	31,208	2,79,526	7,249	1,23,352	83,338	8,40,879

	Nature of Tax	Year	Total net demand	Collection	Percentage	Out standing	Percentage
			Rs.	Rs.		Rs.	
City	Property Taxes	66-67	20,20,03,227	15,40,14,796	76.25	4,79,88,431	23.75
Suburbs	"	"	10,23,76,369	5,48,73,422	53.57	4,75,02,947	46.43
Extd. Subs.	"	"	2,74,55,004	1,30,45,065	47.52	1,44,09,939	52.48
City	"	67-68	20,88,80,929	16,34,18,541	78.28	4,54,62,388	21.72
Suburbs	"	"	11,45,52,309	5,81,31,137	50.75	5,64,21,172	49.25
Extd. Subs.	"	"	3,24,00,172	1,50,44,567	46.50	1,73,55,605	53.50
City	"	68-69	22,07,13,768	17,76,30,153	80.48	4,30,83,615	19.52
Suburbs	"	"	11,56,54,628	6,05,35,674	52.32	5,51,18,954	47.68
Extd. Subs.	"	"	4,14,09,712	2,08,12,392	50.26	2,05,97,320	49.74
City	Wheel Tax	66-67	2,02,90,856	74,93,443	36.96	1,27,97,413	63.04
Suburbs	"	"	52,31,939	11,08,505	21.19	41,23,434	78.81
Extd. Subs.	"	"	8,16,913	2,22,009	27.18	5,94,904	72.82
City	"	67-68	2,07,55,228	79,58,746	38.34	1,27,96,482	61.66
Suburbs	"	"	57,92,297	11,87,655	20.51	46,04,642	79.49
Extd. Subs.	"	"	9,56,814	2,36,305	24.70	7,20,509	75.30
City	"	68-69	2,18,67,036	86,12,105	39.38	1,32,54,931	60.62
Suburbs	"	"	57,62,636	17,70,565	30.72	39,92,071	69.28
Extd. Subs.	"	"	11,22,686	3,81,807	36.95	7,40,879	63.05

Miscellaneous Receipts:—

	1967-68	1968-69
	Rs.	Rs.
City ...	2,01,536.51	2,30,764.09
Suburbs ...	1,23,918.22	1,48,556.97
Extd. Suburbs	38,794.54	63,819.33
Total ...	3,64,249.27	4,43,140.39

Meter Hire:—

City ...	5,19,674.17	4,89,902.62
Suburbs ...	3,17,465.06	2,96,029.14
Extd. Suburbs ...	74,740.30	87,374.55
Total ...	9,11,879.53	8,73,306.31

Exemption from General Tax:—

City ...	88,79,674.49	90,88,298.63
Suburbs ...	33,52,425.57	41,86,162.09
Extd. Suburbs ...	5,59,282.81	5,60,590.78
Total ...	1,27,91,382.87	1,38,35,051.50

Total Demand, Collection and Outstanding of Municipal Property Taxes during the year 1968-69

(The amounts of 50 paise and above are taken as full rupee and below 50 paise are omitted).

Period.	Outstanding on 1-4-1968.	Amount of bills issued including the demand for contribution from Government and B.P.T.	Gross Demand.	Amount of bills recalled.	Net demand.	Less provisional demand. (Details shown) under the head provisional demand)	Effective Demand.	Collection during 1968-69.	Outstanding on 31-3-1969.	Percentage of collection to effective Demand	Percentage of outstanding to net Demand.
	Rs.	Rs.	Rs.	Rs.	Rs.	Rs.	Rs.	Rs.	Rs.		
CITY											
Past and previous years.	4,61,36,471	2,09,85,138	6,71,21,609	71,31,746	5,99,89,863	4,13,34,435	1,86,55,428	...	31.10
1968-69	17,71,51,827	17,71,51,827	1,64,27,922	16,07,23,905	13,62,95,718	2,44,28,187	...	15.20
Total ...	4,61,36,471	19,81,36,965	24,42,73,436	2,35,59,668	22,07,13,768	2,10,66,773	19,96,46,995	17,76,30,153	4,30,83,615	88.98	19.52
								Less in deposit ...	— 3,07,721		
									<u>4,27,75,894</u>		
SUBURBS.											
Past and previous years.	5,07,87,156	60,47,382	5,68,34,538	39,80,572	5,28,53,966	2,44,52,967	2,84,00,999	...	53.74
1968-69	6,77,27,569	6,77,27,569	49,26,907	6,28,00,662	3,60,82,707	2,67,17,955	...	42.53
Total ...	5,07,87,156	7,37,74,951	12,45,62,107	89,07,479	11,56,54,628	2,02,58,369	9,53,96,259	6,05,35,674	5,51,18,954	63.46	47.68
								Less in deposit ...	— 9,91,530		
									<u>5,41,27,424</u>		
EXTENDED SUBURBS.											
Past and previous years.	1,81,11,943	15,22,246	1,96,34,189	10,45,519	1,85,88,670	76,79,825	10,98,845	...	58.66
1968-69	2,48,11,495	2,48,11,495	19,90,453	2,28,21,042	1,31,32,567	96,88,475	...	42.46
Total ...	1,81,11,943	2,63,33,741	4,44,45,684	30,35,972	4,14,09,712	78,05,865	3,36,03,847	2,08,12,392	2,05,97,320	61.96	49.74
								Less in deposit ...	— 1,72,195		
									<u>2,04,25,125</u>		

Total Demand, Collection and Outstanding of Wheel Tax during the year 1968-69.

(The amounts of 50 paise and above are taken as full rupee and below 50 paise are omitted).

Period.	Outstanding on 1-4-1968.	Amount of bills issued during 1968-69.	Gross Demand.	Amount of bills re.alled.	Net demand.	Less provisional demand. (Details shown under the head Provisional Demand.)	Effective Demand.	Collection during 1968-69.	Outstanding on 31-3-69.	Percentage of collection to effective Demand	Percentage of outstanding to net Demand.
	Rs.	Rs.	Rs.	Rs.	Rs.	Rs.	Rs.	Rs.	Rs.		
CITY.											
Past and previous years.	1,28,06,966	14,13,004	1,42,19,970	19,97,269	1,22,22,701	23,45,925	98,76,776	...	80.80
1968-69	...	1,02,49,156	1,02,49,156	6,04,821	96,44,335	62,66,180	33,78,155	...	35.30
Total	1,28,06,966	1,16,62,160	2,44,69,126	26,02,090	2,18,67,036	75,97,783	1,42,69,253	86,12,105	1,32,54,931	60.40	60.62
SUBURBS.											
Past and previous years.	45,15,661	2,58,761	47,74,422	9,08,080	38,66,342	8,57,466	30,08,876	...	77.78
1968-69	...	20,71,317	20,71,317	1,75,023	18,96,294	9,13,099	9,83,195	...	51.84
Total	45,15,661	23,30,078	68,45,739	10,83,103	57,62,636	20,00,000	37,62,636	17,70,565	39,92,071	44.40	69.28
EXTENDED SUBURBS.											
Past and previous years.	8,17,558	85,661	9,03,219	2,19,644	6,83,575	1,67,316	5,16,259	...	75.52
1968-69	...	4,81,263	4,81,263	42,153	4,39,110	2,14,491	2,24,619	...	51.14
Total	8,17,558	5,66,924	13,84,482	2,61,797	11,22,685	3,50,000	7,72,685	3,81,807	7,40,878	49.42	63.05

The Urban Immoveable Property Tax.

(The amounts of 50 Paise and above are taken as full rupee and below 50 paise are omitted)

	Outstanding as on 1-4-68.	Amount of bills issued during 1968-69.	Total Demand.	Bills recalled.	Net Demand.	Collection during 1968-69.	Outstanding as on 31-3-69.	Percentage of outstanding to net demand.
	Rs.	Rs.	Rs.	Rs.	Rs.	Rs.	Rs.	
City ...	10,03,266	39,196	10,42,462	10,218	10,32,244	1,89,786	8,42,458	81.62
Suburbs ...	5,91,243	5,223	5,96,466	1,643	5,94,823	82,076	5,12,747	86.20
Extended Suburbs ...	4,22,986	260	4,23,246	345	4,22,901	79,428	3,43,473	81.21

The State Education cess :

	Outstanding as on 1-4-68.	Amount of bills issued during 1968-69.	Gross Demand.	Amount of Bills recalled.	Net Demand.	Collection during 1968-69.	Outstanding as on 31-3-69.	Percentage of outstanding to net demand.
	Rs.	Rs.	Rs.	Rs.	Rs.	Rs.	Rs.	
City—								
Past and previous years	30,16,498	4,43,712	34,60,210	4,76,168	29,84,042	17,26,867	12,57,175	42.13
1968-69	1,07,73,242	1,07,73,242	13,02,233	94,71,009	75,95,692	18,75,317	19.80
Total ...	30,16,498	1,12,16,954	1,42,33,452	17,78,401	1,24,55,051	93,22,559	31,32,492	25.15
Suburbs—								
Past and previous years	29,56,721	1,92,402	31,49,123	2,61,109	28,88,014	11,16,538	17,71,476	61.34
1968-69	42,59,263	42,59,263	4,04,123	38,55,140	21,93,810	16,61,330	43.08
Total ...	29,56,721	44,51,665	74,08,386	6,65,232	67,43,154	33,10,348	34,32,806	50.90
Extended Suburbs—								
Past and previous years	11,53,046	69,675	12,22,721	83,115	11,39,606	4,13,421	7,26,185	63.74
1968-69	17,69,319	17,69,319	1,66,855	16,02,464	8,46,234	7,56,230	47.20
Total ...	11,53,046	18,38,994	29,92,040	2,49,970	27,42,070	12,59,655	14,82,415	54.05

Provisional Demand.

	City.	Suburbs.	Extended Suburbs,
	Rs	Rs.	Rs.
(1) Railways	... 10,49,670
(2) Court Receiver and Official Assignee etc.	... 19,10,576
(3) Suits, Injunctions, Appeal against R. V. etc.	... 28,22,359	14,94,340	15,81,620
(4) Complaints against Rateable Values	... 5,54,168	83,29,945	24,02,426
(5) Taxes disputed—			
(A) Property Taxes	... 67,48,102	25,00,570	7,85,298
(B) Wheel Tax	... 75,97,783	20,00,000	3,50,000
(6) Bills issued at the end of the year	... 79,81,898	78,20,147	29,46,010
(7) Arrears carried forward from the records of the Defunct Municipalities where the structures no longer exist and the parties are untraceable.	1,13,367	1,13,367	90,511
Total	... 2,86,64,556	2,22,58,369	81,55,865

(1) The Railways have made 'on account' payment of Rs. 23.5 lacs during 1968-69. The question of appointment of an Arbitrator to fix the amount payable by the Railways for the quinquennium 1954-59 and 1959-64 is under consideration of Central Government.

(2) The payments are made when funds are available.

(3) The matter is pending before the Court.

(4) The payments can be demanded after disposal of complaints against rateable values.

(5) The matter is under correspondence.

(6) The matter is under correspondence.

(7) Most of the properties no longer exist nor the owners are traceable.

Cinema Theatres—

	Class I	Class II	Total.
City	... 42	18	... 60
Suburbs	... 13	4	17
Extended Suburbs	... 7	4	11
Total	... 62	26	88

Collection of Theatre Tax—

	1967-68	1968-69
	Rs.	Rs.
City	... 7,53,312.28	7,47,013.80
Suburbs	... 2,11,554.40	2,18,666.20
Extended Suburbs	... 73,509.90	1,08,325.40
Total	... 10,38,376.58	10,74,005.40

Tax collected on Race Horses—

	1967-68	1968-69
	Rs.	Rs.
No. of horses taxed	... 2,454	2,883
Tax collected	... 6,819.18	7,697.61

GENERAL REMARKS.

The rateable value of Railway properties was showing downward trend on the basis of the financial statements submitted by both the Railways. The Railways, however, continued to pay the taxes upto 31-3-1964 on the basis of the agreed rateable value, but stopped making payment for further period on the plea that they have made over payment. This position was not agreeable to this Corporation and after protracted correspondence the Railways have come out with a new formula (*viz.*, Contractor's test) for fixation of rateable value of Railway properties, which is applicable to other Government properties. The details regarding the area of land and cost of construction of the structures are being compiled by the Railways. The Railways have in the meantime made an *ad hoc* payment of Rs. 23.5 lacs during the year under report.

The assessment of the Bombay Port Trust properties for the quinquennium 1964-69 is in progress. Shri Pestonji P. Kapadia, F.R. . B.A., (Lond.) B.A., B.E., (Civil), M. I Struct. E. (Lond.); M. I. E (India) J.P., has been appointed to fix rateable value of buildings and lands in Greater Bombay vesting in the State and the Central Governments for the quinquennium 1964-69. The work regarding the assessment of buildings and lands in the City limits (old Corporation limits) has been completed. The work regarding the buildings and lands in the Suburbs and Extended Suburbs is in progress.

With regard to the Central Government properties covered by Article 285(1) of the Constitution the Government of India, Ministry of Finance (Department of Co-ordination by letter No. 4(7)-P/65, dated 29-3-1968, have fixed the procedure for arriving at the quantum of service charges payable to local bodies, depending on the local services availed of by the Central Government. The Central Government have decided to pay these service charges from 1-4-1954. The decision was communicated to this Corporation in June 1967 and thereafter the claims on account of these service charges were worked out and sent to different Central Government Departments for payment in October 1967. An amount of Rs. 85,27,834.11 on account of these claims has been recovered during the year 1968-69. The amount yet to be recovered from 1-4-1954 to 31-3-1969 works out to Rs. 31,35,423.80. The claims relate to the last fifteen years *i. e.*, from 1-4-1954. The different Central Government departments could not, therefore, make payment before 31-3-1969 for want of sanction of competent authorities.

With regard to Central Government properties covered by Article 285(2) of the Constitution, the Central Government have directed the departments in Bombay not to pay the sum in lieu of General Tax from 1-4-1966 onwards at a rate higher than that was prevailing prior to 1-4-1937. Some of the Central Government have, therefore, stopped payment of the claims from 1-4-1966. The matter has been taken up with the Central Government through the State Government.

B. H. PRABHAVALKAR,
Assessor & Collector.

APPENDIX 'A'

Classification of properties according to Rateable Values

Rateable Value.	NUMBER OF PROPERTIES		
	City.	Suburbs.	Extended Suburbs
Below Rs. 200	28,393	18,536	11,597
Between Rs. 201 and 300	2,708	8,831	4,632
Between Rs. 301 and 400	2,743	7,641	4,062
Between Rs. 401 and 500	2,554	6,043	2,656
Between Rs. 501 and 750	3,916	5,537	3,691
Between Rs. 751 and 1,000	3,319	5,364	2,546
Between Rs. 1,001 and 1,500	4,262	4,882	3,071
Between Rs. 1,501 and 2,000	3,472	4,527	2,068
Between Rs. 2,001 and 5,000	9,915	3,822	2,896
Between Rs. 5,001 and 10,000	6,833	3,259	883
Between Rs. 10,001 and 20,000	3,955	2,537	345
Between Rs. 20,001 and 30,000	1,307	889	181
Between Rs. 30,001 and 40,000	652	275	134
Between Rs. 40,001 and 50,000	503	154	104
Between Rs. 50,001 and 1,00,000	696	118	101
Between Rs. 1,00,001 and 1,50,000...	302	44	44
Between Rs. 1,50,001 and 2,00,000...	139	7	39
Between Rs. 2,00,001 and 2,50,000...	88	4	2
Between Rs. 2,50,001 and 3,00,000...	65	2	...
Between Rs. 3,00,001 and 3,50,000...	43	1	1
Rs. 3,50,001 and above	83	3	...
Total	75,948	72,476	39,053

APPENDIX 'B'

Vehicles and Animals taxed during the year 1968-69

Vehicles or Animals.	Number.
Motor lorries	14,521
Motor cars (including 8,637 taxies)	62,853
Trolleys	21
Trailors	149
Cranes	9
Motor cycles with side-cars (including 22 Auto Rickshaws)	1,139
Motor Cycles (Solo)	9,277
Four-wheeled vehicles drawn by animals	124
Two-wheeled vehicles drawn by animals	312
Handcarts	15,622
Horses	31
Ponies	28
Bullocks	411
Total	1,04,497

APPENDIX 'C'

Vehicles and animals taxed under the Public conveyance Act.

Hack Victoria (including 2 horses for each)	583
Labour carts (with pair of bullocks for each)	631
Handcarts	3,714
Total	4,928

OCTROI DEPARTMENT

Rates of Octroi.—The same rates of Octroi as specified in the Octroi Schedule 'H' to the B. M. C. Act, as amended, continued for the year under report.

Notes.—The comparative figures of Gross collections, refunds and net revenue for the year 1967-68 and 1968-69 are as under:—

Item	1967-68	1968-69	Increase over last year.
	Rs.	Rs.	Rs.
(1) Gross collections	... 11,10,56,619.00	11,62,77,300	+ 52,20,681
(2) Refund	... 1,34,81,991.00	1,58,31,128	+ 23,49,137
(3) Nett Revenue	... 9,75,74,628.00	10,04,46,172	+ 28,71,544
(4) Fees for stamping	... 2,44,552.00	1,17,567	— 1,26,985
(5) Fees in respect of refunds	... 10,02,424.00	13,37,319	+ 3,34,894
(6) Departmental collection	... 4,55,04,929.00	5,48,09,716	+ 93,04,787

Details of packages stamped with Municipal Marks.

Item.	1967-68	1968-69	+ Increase or — Decrease
(i) Sugar & Gur	... 19,53,139	6,52,868	— 13,00,271
(ii) Tea	... 57,454	80,018	+ 22,564
(iii) Edibles	... 4,07,524	3,85,319	— 22,205
(iv) Ghee and Vegetable products	... 2,209	4,410	+ 2,201
(v) Wines & Spirits	... 1,324	2,191	+ 867
(vi) Paper Bales	... 19,402	46,082	+ 26,680
(vii) Plywood crates	... 1,298	2,863	+ 1,565
(viii) Molasses	... 1,170	1,914	+ 744
(ix) Miscellaneous	... 1,998	...	— 1,998
	24,45,518	11,75,665	— 12,69,853

65,291 Refund Claims on exported goods were received during the year as against 65,849 in the previous year.

R. A. SAKHARDANDE.
Dy. Assessor & Collector (Octroi).

ELECTION DEPARTMENT.

The separate temporary Election Department created from 1st September 1967 for the purpose of holding the Municipal General Elections 1968 was disbanded with effect from 1st July 1968.

10 Election Petitions were filed before the Chief Judge Small Causes Court, Bombay, in respect of the Municipal General Elections 1968 and they were disposed off as shown in the following statement:—

Sr. No.	Election Petition No.	Number & Name of the Ward	Remarks regarding the final disposal of the Election petition.
(1)	M/133	51, Tulsiwadi	Petition withdrawn on 18th October 1968.
(2)	M/134	109, Sahar & Chakala	Petition dismissed with costs of Rs. 200 on 11th November 1968.
(3)	M/145	72, Waljala & Spring Mills	Petition dismissed with costs of Rs. 150 on 21st November 1968.
(4)	M/146	57, Anbeikar Nagar	Petition dismissed on 13th January 1969 with costs of Rs. 250.
(5)	M/147	30, Victoria Gardens & Gol Bunder	Petition dismissed on 29th January 1969 with cost of Rs. 535.
(6)	M/148	43, Tank Pakhaji	Petition dismissed with cost of Rs. 250 on 14th February 1969.
(7)	M/150	93, Mukund Nagar	Petition withdrawn on 13th September 1968.
(8)	M/151	116, Goregaon East	Case was dismissed on 4th October 1968 with cost.
(9)	M/152	100, Pali Hill & TPS III	Petition dismissed with cost of Rs. 200 on 13th January 1969.
(10)	Notice filed in September 1968	83, Parsi Colony	Notice discharged on 29th November 1968.

Due to the death of Shri D. M. Parikh, the elected Municipal Councillor from Ward No. 16, Mumbai on 1st January 1969 a casual vacancy had occurred. Arrangements were, therefore, made to hold the By-election and as the same was contested, the poll was held on 20th March 1969 when Smt. Tara D. Parikh was declared elected at the said by-election. There was no election petition in respect of this By-election.

R. A. SAKHARDANDE.
Dy. Assessor & Collector (Octroi).

WATER SUPPLY PROJECTS DEPARTMENT

This Department was under the overall supervision of the Project Engineer, Shri L. G. Dhayagude, B.E. (Civil), A.M.I.E. (India), also looking after the duties of of the Hydraulic Engineer from 7-2-1969.

The activities of this Department are grouped under the following heads :—

- I.—Vaitarna-Cum-Tansa Scheme.
- II.—Master Plan for the Distribution of Water Supply to Greater Bombay.
- III.—Dahisar River Project.
- IV.—Upper Vaitarna Scheme.
- V.—Bhatsai River Project.
- VI.—Ulhas River Scheme.
- VII.—Mechanical and Electrical Works.
- VIII.—Miscellaneous Works, such as Replacement and Enlargement of Trunk Mains, etc.

PART I

VAITARNA-CUM-TANSA SCHEME

The various works under this Scheme have been completed long since and only some land acquisition matters were in progress during the year under report. Correspondance regarding the transfer of Govt. lands was in progress with the Revenue Department during the year.

PART II

MASTER PLAN FOR THE DISTRIBUTION OF WATER SUPPLY TO GREATER BOMBAY

(a) Raoli Hill Reservoir :

(1) Due to shortage of cement, the work already awarded could not be proceeded with for about two years. As the previous contractors, Messrs. Tolani Brothers, showed their unwillingness to carry out the work due to increase in the cost of labour and material, their contract was terminated. Fresh tenders were invited and the work has now been awarded to Messrs. Killick Akerkar Ltd., vide S.C.R. No. 373 dated 22-11-1967, at a cost of Rs. 24,23,400. The work was started on 3-1-1968; and the work costing about Rs. 4,26,895 has been completed by the end of the year. Recently a deep fissure was observed in the foundation of the second compartment. Further work has been suspended and investigations for obtaining stable foundations are in progress in consultation with the Consulting Engineer, Shri Datye. Final decision in regard to re-starting of the work can be taken only after the investigations are completed by about end of October 1969 and a report is received from Shri Datye in this regard.

(2) Due to deep fissure, it was found necessary to take exploratory bores. The work has been accordingly awarded to Messrs. Sainath Construction Engineering and Trading Co; vide S.C.R. No. 3620 of 26-2-1969 at a cost of Rs. 22,312,50 and is to be completed within one and a half month. The contractors have started the work on 21-3-1969.

(3) The tenders for the construction of staff quarters were received during the year. However, the work is proposed to be deferred for the present. Tenders for the same will be re-invited.

(b) Pali Hill Reservoir :

The work of construction of staff quarters has been awarded to Messrs. Vinay Construction Co. under S.C.R. No. 3315 dated 31-1-1968 at a cost of Rs. 3,65,219.93. They had started the work on 1-3-1968 and have completed the work costing Rs. 2,48,417.66. The work was nearing completion at the end of the year.

(c) Powai Hill Reservoir (High Level) :

(1) The work of construction of Powai High Level Reservoir was awarded to Messrs. Chaturbhuj Liladhar and Co., vide S.C.R. No. 2630 of 20-12-1961 for a total cost of Rs. 22,11,274. The contractors have carried out the work costing Rs. 15,50,000. The work is again at stand still from 7-1-1969. Arrangements to terminate their contract and get the remaining work done through another agency at their risk and cost are being made.

(2) The electric supply station erected at the site of the reservoir was maintained during the year.

(d) Powai Low Level Reservoir :

Under S.C.R. No. 3540 dated 21-2-1968, the contract for the works not done by the previous contractors, Messrs. Tolani Brothers, was awarded to Messrs. Kusumkant and Co. at a total cost of Rs. 10,42,117.65. The contractors started the work on 25-3-1968 and have completed the work costing about Rs. 4,90,200 so far. The work is in progress.

(e) Trombay Hill Reservoir : (Miscellaneous works at Trombay) :

The work of construction of approach road, steps, passages, etc. has been entrusted to Messrs. Royal Asphalt Construction Co., at a cost of Rs. 2,83,933.65 vide S.C.R. No. 1271 dated 14-8-1968. The work was started on 12-6-1968 and the work amounting to Rs. 61,200 was completed during the year. The work is in progress.

(f) Ghatkopar Hill Reservoir :

Under S.C.R. No. 2140 dated 2-11-1963, the work was awarded to Messrs. Gopaldas Vasudeo and Co., at a total cost of Rs. 7,56,225.48. The contractors have completed the work in July, 1968. The cost of the work is approximately Rs. 9,06,500.

(g) Veravali High and Low Level Reservoirs :

The work of laying inlet and outlet mains to and from Veravali High Level Reservoir entrusted to Messrs. Shah and Pandya, vide S.C.R. No. 3092 dated 6-1-1967, at a total cost of Rs. 3,11,423.40 was started on 10-3-1967 and was completed at a cost of Rs. 2,63,130.20 approximately.

(h) Bhandup Hill Reservoir :

(1) Under the S.C.R. No. 4161 of 18-3-1964 and No. 3391 of 9-2-1966, the work has been awarded to Messrs. Chattarsingh Motisingh and Co. at a cost of Rs. 22,45,708.50. The work is in progress and the contractors have carried out the work costing about Rs. 14,20,900 by the end of the year.

(2) The tenders for the staff quarters were re-invited.

(i) Fabrication of steel pipes and specials :

The work of fabricating and supplying pipes and specials required for the Third Stage of the Master Plan, was stopped from 11-2-1968 due to financial difficulties of Messrs. Structural Engineering Works Ltd. The contract is now terminated and the work is now entrusted to Messrs. Richardson and Cruddas Ltd., vide S.C.R. No. 2934 of 8-1-1969.

(j) Filtration of Water Supply :**(1) Model Filter Laboratory at Powai**

(i) Regular routine test analysis were carried out at Powai Laboratory for waters of Dahisar River, Kalu River, Bhatsai River, Ulhas River, Powai Lake, Vihar Lake, Tulsi Lake and Tulsi Filter.

(ii) Samples of water from three mains at Powai, i.e. 72" dia. West Main, 72" dia. East Main and 96" dia. Vaitarna Main were collected and tested regularly bacteriologically for M. P. N. determination and for different types of organisms.

(2) Pilot Filtration Plant at Vaitarna

All the units were in commission and further experiments were conducted to determine the most suitable and economical method of treatment of waters of Vaitarna and Upper Vaitarna Lakes.

The experiments were conducted with both surface water (overflow level 163 m. above T. H. D.) and water from the outlet tunnel level at 127 m. above T. H. D. All the readings were recorded in the Log Books maintained at the Plant site.

The plant was taken over by Central Public Health Engineering Research Institute, Nagpur, from 1-2-1969 to carry out further experiments as a joint venture.

(3) Construction of 20 M. G.D. Water Treatment Plant for Vihar Waters

The work was awarded to Messrs. Vinay Construction Co. vide S.C.R. No. 910 dated 6-7-1966. The work was started on 20-12-1966 and the contractors have carried out the work costing about Rs. 10,85,500 upto 31-3-1969 as against the contract amount of Rs. 13,84,215. The work is in progress.

(k) Departmental Works :

Departmental works costing about Rs. 28,780 were completed during the year, while the works costing Rs. 5,74,260 were in progress. The works mainly included construction of staff quarters, development of Master Plan Yard at Powai and Veravali.

(l) Land Acquisition :

The possession of the sites for the construction of proposed Service Reservoir at (1) Golanji Hill, (2) Pali Hill, (3) Vyaravali Hill (Low Level), (4) Trombay Hill, (5) Rawli Hill, (6) Vyaravali Hill (High Level) was taken over by the Corporation from the Land Acquisition Officers. Part possession of Bhandup Hill Reservoir site and possession of Bhandup Filtration Plant site was taken over from the land owners by negotiations. Awards in respect of the sites acquired for Reservoirs at (1) Golanji Hill, (2) Pali Hill, (3) Trombay Hill, (4) Rawli Hill, (5) Vyaravali Hill Reservoir (High Level), have been declared. Proceedings regarding the payment of compensation for the reservoir site at Vyaravali Hill (Low Level) was in progress in concurrence with the Govt. authorities.

The Milk Scheme lands are now in possession of the Municipal Corporation pending completion of transfer proceedings.

PART III**DAHISAR RIVER PROJECT**

(1) The lands acquired for the project are still in the possession of the Corporation. Negotiations are in progress with the Forest Deptt. of the Govt. for handing them over for protection.

The semi-permanent office is also proposed to be given to the Forest Department on rental basis.

(2) An expenditure of Rs. 502 was incurred during the year for meeting the liabilities of previous years.

PART IV

UPPER VAITARNA SCHEME

(A) Outside City Division :

(a) (i) *Be-Nala Pachhapur Section*—(Length about 23 K.Ms.)

Contract for preparing formation for laying 3000 m.m. > 2750 m.m dia. Main between Bel Nala-Pachhapur was awarded to Messrs. New Asian Construction Co., vide S.C.R. No. 1378 of 25-8-1965 at a cost of Rs. 1,56,49,840.50 and the work was started on 1st November, 1965. Due to delay of acquisition of land etc., the original contract period of 20 Months which was due to expire on 30th June 1967, was extended upto 31-3-1969.

It was subsequently decided to provide a service road parallel to the Upper Vaitarna Main from Bel Nala to Balcum. Accordingly, the work of widening formation for this purpose in the Mohili-Pachhapur Section has been entrusted to Messrs. The New Asian Construction Co., meeting the cost thereof from the savings under the present contract. Due to this extra work and continued difficulties regarding land it has become necessary to extend the contract period beyond 31-3-1969.

The total expenditure booked upto 31-3-1969 was Rs. 84,83,556.65.

(ii) *Pachhapur-Pogaon Section*—(Length about 20.8 K.ms.)

The contract for preparing formation for laying 2750 m.m. Upper Vaitarna Pipeline between Pachhapur and Pogaon was awarded to Messrs. Kusumkant and Co., vide S.C.R. No. 896 of 14-7-1965 at a cost of Rs. 59,56,755.00 and the work was started on 8th March 1966. Due to delay in acquisition of land the contract period of 16 months which was to end on 7-11-1967 had been extended initially upto 31-5-1968, and subsequently upto 17-3-1969.

In view of the decision to construct a service road from Bel Nala to Balcum, the work of widening the formation in Pachhapur-Ninbavali Section has been entrusted to Messrs. Kusumkant and Co. The cost of this work is being met from the savings under the present contract. Due to this extra work and continued land acquisition difficulties, it has become necessary to extend the contract period further.

The total expenditure booked upto 31-3-1969 was Rs. 44,88,013.50.

(iii) *Pogaon-Bhandup Section*—(Length about 24 K.Ms.)

Contract for the preparation of formation for the 2750 m.m. > 2500 m.m. dia. pipeline between Pogaon and Bhandup was awarded to Messrs. Patel Engineering Co. Ltd., vide S.C.R. No. 1292 dated 18-8-1965 at a total cost of Rs. 93,21,240.60 and the work was started on 20th November, 1965. The original contract period of 18 months which was due to expire on 19-5-1968, had been provisionally extended upto 31-1-1969.

In view of the decision to construct a service road from Bel Nala to Balcum, the work of widening the formation and construction of road, there-upon, in the Pogaon-Gundovali Section, has been entrusted to Messrs. Patel Engineering Co. Ltd. The cost of the same is being met from the savings under the present contract.

Out of the total length of 24 K. Ms. land, a length of about 1.5 K. M. remains to be acquired. On account of this difficulty and the additional work for the service road, it has become necessary to extend the contract period beyond 31-3-1969.

(iv) *Construction of Rubble-cum-Earthern Embankment in portion of Kolshet Balcum Section*

The contract for this work has been awarded to Shri Tukaram Maruti Jadhav, at a total cost of Rs. 14,04,663.75 vide S.C.R. No. 3066 dated 10-1-1968 and the work was started on 7-2-1968. The contract period of 8 months has expired on 5-1-1969.

It was decided to provide 72" dia. R.C.C. Spun Pipe Culverts in these portions for the cross-drainage of tidal and flood waters of the Creek. This work also has been awarded to Shri Tukaram Maruti Jadhav, at a total cost of Rs. 4,87,851.00 and the work has been started on 16-12-1968. Since the work of rubble embankment and the spun pipe culverts has to be done simultaneously, it is proposed to treat these two works as coterminus. The date of completion for the rubble embankment work will have to be extended to 15-5-1969. The expenditure booked upto 31-3-1969 was Rs. 8,59,294.62.

(v) *Tunnel across Hill at Aghai*

The work was entrusted to Messrs. The Hindustan Construction Co. Ltd., at a total cost of Rs. 8,41,782.19 vide S.C.R. No. 3 of 7-4-1967. The work was started on 22-5-1967. The original contract period of 8 months which was due to expire on 21-1-1968 was provisionally extended upto 11-5-1968, on account of various difficulties such as increase in the length of tunnel, stoppage of work due to land slide during the monsoon, etc.

The work was completed, in all respects, within this extended contract period at a total cost of Rs. 6,57,999.73.

(vi) *Bridge across Tansa River near Mohili*

Contract for this work was awarded to Messrs. M. A. Patel and Co., at a total cost of Rs. 5,55,870.00 vide S. C. R. No. 314 dated 3-5-1967. The work was started on 28-11-1967. Considerations such as changes in the layout, difficulties in procurement of good quality of constructional materials, etc. the original contract period of 8 months which was due to expire on 20-11-1968 was extended upto 4-4-1969.

Expenditure booked upto 31-3-1969 was Rs. 3,44,604.90.

(vii) Development of Yard and construction of office and Stores Building at Agra Road

The Contract for the work was entrusted to Messrs. Gangadas Ramjee Patel, at a total cost of Rs. 2,68,214.63 vide S.C.R. No. 2496 of 6-12-1967. The work was started on 22-1-1968. The contract period of 8 months expired on 21-11-1968. Due to difficulties such as change in planning, etc. the contract period was provisionally extended upto 3-3-1969. The expenditure booked upto 13-3-1969 is Rs. 2,43,708.51

(viii) Work of fabricating pipes, specials, etc., for the Bela Nala—Pogaon and Mulund-Dharavi Sections for the Upper Vaitarna Project was started in April 1965 by Messrs. Structural Engineering Works Ltd. They stopped the work from 11-2-1968, due to their financial difficulties. The firm has thereafter gone into liquidation. The cost of work done is about Rs. 60,98,061 as against the contract amount of Rs. 1,40,30,030.70.

(ix)(a) Fabricating, transporting and laying of steel pipes, specials, etc., including civil works :—Pogaon-Bhandup Section —

A negotiated contract has been awarded to a Consortium of firms with Messrs. The Hindustan Construction Co. Ltd. as the Principal Contractors for all the remaining fabrication works for the Upper Vaitarna Scheme and laying of pipeline from Bel Nala to Bhandup, including Civil Works, vide S.C.R. No. 1505 dated 11-9-1968 at a total cost of Rs. 8,79,78,114.47 (including Supervision and Price Variation). The work was started on 6-11-1968. The contract period is 36 calendar months including all Sundays and Holidays.

(i) Fabrication of pipes and Specials —Messrs. Indian Hume Pipe Co. Ltd. and Messrs. Richardson and Cruddas Ltd. two members of the consortium would do the work of fabricating and transporting of pipes and specials, at an estimated cost of Rs. 3,28,26,810.87 including supervision and price variation. The work of fabrication of pipes and specials was taken in hand by the end of the year in their existing factories at (i) Byculla, (ii) Wadala, (iii) Vikroli and (iv) Hadapsar, near Poona. The major part of the fabricating work (about 40,000.00 M.T.) would however, be done at a new factory to be erected by Messrs. Indian Hume Pipe Co. Ltd. at Pogaon near Bhiwandi. The work of erection of this factory is in progress and is expected to be completed by end of June, 1969. The factory would go into production by middle of July 1969.

(ii) Civil Works.—The civil works such as casting pedestals, etc. and construction of Service road is in progress. The total expenditure booked upto 31-3-1969 was Rs. 29,49,145.42.

(b) Departmental Works :

Works costing Rs. 4,20,000 were completed during the year while works costing Rs. 7,40,000 were in progress. The works mostly include construction of staff quarters and office buildings, renovation of the existing building.

(B) Bhandup-Dharavi Section :

(i) Bhandup Powai Bandra-Dharavi Section.—The work of laying 2500 mm. dia. pipeline between Bhandup and Powai and Bandra-Dharavi, has been awarded to Messrs. S. V. Shah, under S.C.R. No. 4087, of 21-3-1967 at a total cost of Rs. 32,37,905.00, exclusive of Supervision Charges.

The work which was started on 12-10-1967 was in progress. They have carried out the work of cutting and embankment to prepare the formation and laid pedestals for about 1½ K.Ms. in Bhandup-Powai Section.

The work of preparing formation in Bandra Dharavi Section is completed.

The contractors could not start the work of laying pipe line as they could not be supplied with pipes due to the failure of the fabricating contractors, Messrs. Structural Engineering Works Ltd. The work of laying of pipe line will be started after the monsoon when it would be possible to supply them with pipes, etc. from Messrs. Hindustan Construction Co. Ltd., to whom a contract for fabrication, etc. has been awarded. The cost of the work done upto 31-3-1969 is Rs. 10.79 Lakhs (Approximately) exclusive of Supervision Charges.

(ii) Powai and Bandra Section.—This work was awarded to Messrs. Concrete Construction Co. at a total cost of Rs. 54,52,216.28 exclusive of Supervision Charges. The contract period of 18 months expired on 19-6-1967.

Out of total length of 12,000 Metres of pipe line, land sufficient to lay about 2,550 Metres of pipeline was given to the contractors till the expiry of the contract period. However, the contractors could lay only about 1,946 Metres of pipeline during the period of about 30 months, i.e. till the end of May, 1968. The delay was mainly due to lack of financial resources. The contract has, therefore, been terminated. The contractors however, have filed a Civil Suit in the High Court Judicature at Bombay.

This work has now been divided into three suitable sections as under and will be carried out through another agency —

- (a) From Powai to Postal Colony at Sahar.
- (b) From Postal Colony at Sahar to Nehru Road at Santa Cruz.
- (c) From Nehru Road at Santa Cruz to Highway Bridge at Bandra.

The works in section (a) viz. from Powai to Postal Colony at Sahar, includes the works left incomplete by the previous contractors Messrs. Concrete Construction Co. Such incomplete works in this section as well as the rectifications to other works carried out by them will be carried out at the risk and cost of the defaulting contractors. The works in the other two Section viz. under (b) and (c) will be carried out at the Municipal cost.

Tenders for the above works are under preparation and the works will be taken in hand after the monsoon,

(iii) Miscellaneous Works :

Construction of quarters for maintenance staff was in progress during the year.

The cost of the works done upto 31-3-1969 is Rs. 8.50 Lakhs (Approx.) exclusive of Supervision Charges.

(C) Mulund-Kandivli Tunnel.

The following works have been completed during the year :—

- (i) Driving of Tunnels between Mulund and Kandivli.
- (ii) Laying of 96" dia. and 48" dia. M. S. Pipe lines at the tunnel faces and in between the tunnels.
- (iii) Laying 36 dia. and 24" dia. C. I. pipeline along the Western Express Highway between Kandivli and Borivali.
- (iv) Construction of Chlorination House at Mulund.

The total expenditure incurred on the above works upto 31-3-1969 is Rs. 2,74,43,674 exclusive of Supervision charges.

(D) Construction of Service Reservoirs :**(a) Bhandup Hill Reservoir :**

(1) Reservoir.—Work of preparing formation and construction of the reservoir has been entrusted to Messrs. Kusumkant and Co., vide S.C.R. No. 812 of 3-7-1968 at a total cost of Rs. 21,44,730. The work was started by them on 16-10-1968 and it is in progress. The work of preparing formation was nearing completion at the end of the year. The total cost of the work carried out during the year is about Rs. 1,04,000.

(2) Inlet and outlet mains.—Tenders for the work of laying 900 m.m. dia. Vikhroli outlet main upto Kanjur Village including a portion of 750 m.m. dia. Master Plan outlets were invited and were due on 22-4-1969.

(b) Veravali Hill Reservoir :

(1) Reservoir.—Tenders received for this work were rejected. It was decided to re-invite them.

(2) Inlet and outlet mains.—(i) Laying 1800 m.m. dia. inlet main from Powai to Veravali. The work has been entrusted to Messrs. Kiran and Co., vide S.C.R. No. 3238 of 29-1-1969 at a cost of Rs. 6,42,306. The work is started on 15-3-1969 and is in progress.

(b) Laying two 1200 mm. dia. outlet mains upto Kurla-Andheri Road :—

Tenders for this work were received and were submitted for obtaining administrative sanction.

(c) Trombay Hill Reservoir :—

Inlet and outlet mains :—1800 mm. dia. inlet main from Powai to Chatkopar :—

The work has been entrusted to Messrs. R. N. Ghanekar and Co., vide S.C.R. No. 344 of 8-5-1968 at a cost of Rs. 18,55,190.30. The work is started on 20-8-1968 and is in progress. They have completed the work costing about Rs. 3,24,450 during the year.

(d) Borivali Hill Reservoir :—

(1) Reservoir.—The work of construction of Borivali Hill Reservoir is awarded to Messrs. Bhupal Construction Co., vide S.C.R. No. 1354 of 24-8-1966 at a total cost of Rs. 16,69,325 exclusive of Supervision charges. The work was started on 29-12-1966 and is still in progress. The work was partly delayed on account of peculiar strata of the boulders met with during excavation and partly due to non-availability of pipes to be laid in the control room.

The cost of the work done upto 31-3-1969 is approximately Rs. 8,02,250 exclusive of Supervision and the work done during the period under report is Rs. 4,72,250.

(2) Inlets & Outlets.—Tenders for the work were received on 2-1-1969 and were submitted for obtaining administrative approval.

(3) Staff Quarters.—The second lowest tender amounting to Rs. 3,40,747.05 inclusive of Supervision of Messrs. Vikram Construction Co. was accepted by the Standing Committee vide their Resolution No. 3945 dated 28-3-1969. Work Order on the contractors was issued.

(E) Fabrication of Steel Pipes & Specials :—

The remaining works of fabrication of Upper Vaitarna has been entrusted to the Consortium headed by Messrs. Hindustan Construction Co. Ltd. The cost of work done by them in their existing Factories is about Rs. 63,000.

(F) Land Acquisition :—**(1) Powai-Mahim Division :—**

A total area of 26 A.—29 G.—14 As. of private, Western Rly., Govt., M.I.D.C., Milk Scheme lands and I. I. T. lands were required for laying Upper Vaitarna Main. Acquisition proceedings are in progress with the respective authorities. The possession of Milk Scheme lands and M. I. D. C. lands has been taken over by the Municipal Corporation.

Acquisition proceedings in respect of private lands required for Bhandup and Vyaravali Hill Reservoirs are in progress with the Land Acquisition Officers. Transfer proceedings in respect of M. I. D. C. lands required for Vyaravali Hill Reservoir are in progress with the M. I. D. C. authorities. The possession of site for the construction of Bhandup Hill Reservoir has been taken over partly from the land owner by negotiations.

(11) Outside City Division :—

For laying 2750 mm. dia. pipe line from Bel Nalla to Bhandup, private land admeasuring 445 A.—28 G.—32 As., Government land admeasuring 32 A.—38 G.—12 As and Forest land admeasuring 162 A.—04 G.—30 As. from the different villages in Bhiwandi, Shahapur and Thana Talukas of Thana District is required. In addition to this, Forest area admeasuring about 16 A.—10 G.—00 As., required for the erection of a factory for the work of fabrication of pipes etc. at Bhadbad Village, Taluka Bhiwandi, was taken in possession.

Out of the private land admeasuring 415 A.—27 G.—10As. in possession, Awards admeasuring 380A.—27 G.—10 As. have been declared and compensation of Rs. 16,43,370 has been paid. This includes the cost of land, trees, structures and ground rent.

Land admeasuring 5 A.—19 G.—12 As. from villages of Majiwade and Pachpakhadi are not in possession. Notification under Section 6 of the Land Acquisition Act has however, been published. Besides acquisition proceedings for an area of 35 Acres from different 13 Villages are in progress.

Forest and Govt. lands are in possession and the occupancy price is yet to be fixed by the Government.

The services of Special Land Acquisition Officer and his allied staff were continued for the year.

The land acquisition proceedings in respect of reservoirs at Malad are in progress with Special Land Acquisition Officer (7). The possession of Milk Scheme lands of the "Borivali Reservoir" has been taken over from the collector, B. S. D., pending settlement of transfer proceedings in due course.

For Mulund-Kandivali Tunnel, private lands from the Villages Akurli, Nahur and Poisar have been acquired and the Awards have been declared and compensation of Rs. 2,42,242 has been paid.

A site for a reservoir in village Dahisar has been selected. The land is acquired and is in possession of Maharashtra Housing Board. Correspondence for the transfer of the land required for reservoir on reasonable conditions is in progress.

A site for reservoir in the area of "Trombay Township" in charge of Atomic Energy Establishment has been selected. This is near Janata Colony. The authorities of Atomic Energy Establishment insisted for suitable land in exchange. The land in village Anik, belonging to Municipal Corporation of Greater Bombay has been selected for an exchange and its correspondence for exchange purposes is in progress with the authorities of Atomic Energy Establishment.

Another site is selected on the hill near Esso Nagar Colony. This hill is under acquisition for borrow areas for "Wadala Mahul Reclamation Scheme". A proposal for transfer of an area required for the reservoir out of this hill has been forwarded to Govt. A strip of land required for an approach road is a private land. Steps are being taken to acquire the same.

Out of the total area of about 10 A.—06 G.—09 As. required for laying 108 dia. Upper Vaitarna Main from Mulund to Bhandup, an area of about 7A.—21G.—10AS. is private land and area of about 2A.—24G.—15AS. is Govt. land. Proposals for transfer of Govt. lands have been forwarded to Govt. and the transfer proceedings are in progress. Out of the total private land of 7A.—21G.—10AS. Awards for an area of 3A.—05G.—04AS. have been declared and compensation amounting to Rs. 64,333 has been paid. The possession of an area of 0A.—21G.—13As. is yet to be obtained.

PART V

BHATSAI RIVER SCHEME

Messrs. Binnie and Partners (India) Ltd., the Consulting Engineers to the Government of Maharashtra had submitted their detailed final report to the State Government and the World Bank. They had recommended to develop this source as river regulating multi-purpose project and had suggested development in stages. For this purpose they had given 6 alternatives of which "Alternative 'S'" has been accepted by Government of Maharashtra and the Corporation for immediate implementation. The final detailed report of the Consultants was discussed with the World Bank Authorities at London and it has been now decided that the Government of Maharashtra should construct and operate the Head Works and the Municipal Corporation of Greater Bombay should construct and operate the water supply part of the Project, viz. Construction of Pick Up Weir, Pump House, Raising Main, etc. Accordingly, preliminary investigations and survey work in regard to the Pick Up Weir and various alternative alignments for the pipe line etc. were taken in hand towards the end of year.

For loan assistance from the World Bank, it is necessary to submit a report of works to be executed by us for their appraisal. In this connection, negotiations for the appointment of M/s. Binnie and Partners for this work are in progress.

PART VI

ULHAS RIVER SCHEME

(A) The following works were completed during the year under report.

(1) *Filtration Plant at Pogaon* :—The work of construction of 20 M.G.D. Treatment Plant at Pogaon was entrusted to Messrs. Candy Filters (India) Pvt. Ltd. at a cost of Rs. 21,23,178.75 under S.C.R. No. 1054

dated 20th July 1955. Additional work of providing liquid alum feed arrangement for the Plant was also entrusted to them at a cost of Rs. 72,922.50 including supervision, under S.C.R. No. 1970 dated 11th October 1957. Against this an expenditure amounting to Rs. 68,260.00 exclusive of Supervision has been booked. Civil and Mechanical Works in respect of the plant have been completed on 15th May 1968. Performance tests of the plant were in progress during the year under report. The total cost booked upto the end of the year was Rs. 20,21,451.92 and during the year was Rs. 1,03,547.99.

(2) Construction of permanent staff quarters at Mohone and Pogaon :—This work was entrusted to Messrs. Steel and Roof Construction Corporation at a total cost of Rs. 8,97,099.00 vide S.C.R. No. 4026 dated 21st March 1957. The work was completed on 27th December 1968. The total cost booked upto the end of the year was Rs. 8,05,033.00 and during the year was Rs. 4,66,245.24.

(B) Plans and Estimates for the following new works were approved during the year :—

	Estimated Cost. Rs.
(i) Construction of side road along 1200 mm. dia. pipe line between Ambivali Rly. Station and Pogaon Cross connection ...	27,24,660.00
(ii) Development of plot at Mohone Pump House and construction of Outlet Channel from Sump. ...	45,700.00

Tenders for the construction of a service road along the pipe line were received on 7th November 1968. The tender of Messrs. Union Construction Co. amounting to Rs. 20,79,026.25 for this work was recommended for the acceptance of the Standing Committee, which was awaited at the close of the year.

(C) Land Acquisition :—

The private lands from different 12 villages of Kalyan and Bhiwandi Tahasils of Thana District were requisitioned under the Defence of India Act 1962, in the year 1966 for a period of 5 years on payment of rental compensation. The scheme has since been completed and commissioned. Since the lands are required permanently, the same are being acquired under the Land Acquisition Act, 1894. Accordingly, necessary proposals for acquisition under the Land Acquisition Act, are being submitted to the Collector of Thana. The services of Special Land Acquisition Officer, appointed for Upper Vaitarna Scheme are being utilised for acquisition of these lands also. The Collector of Thana has fixed rents payable to the land owners and rental compensation thereof has been paid to the concerned land owners for 2 years.

As regards the transfer of Government land under Revenue and Forest Department, the transfer proceedings are in progress with the Government authorities.

P A R T V I I

MECHANICAL AND ELECTRICAL WORKS

I.—The mechanical and electrical section provided chlorination equipment and electrical power etc. at various reservoirs as detailed below during the year under report.

(A) Chlorination Equipment

Serial No.	Name of the reservoir	Name of the Contractors	Cost of plant	S.C.R. No. and date	Remarks
			Rs. P.		
1	Trombay	... Messrs. Indian Engineering Corporation.	43,350.00 plus S.T. & G.S.T.	1031 of 20-7-1967	(1) Installation work completed on 28-7-1967. Short test was carried out. (2) The plant could not be put in continuous operation as the reservoir is not in operation.
2	Veravli High Level.	Do. ...	28,375.00 plus S.T. & G.S.T.	451 of 19-5-1967	Installation work will be taken in hand after the proper security arrangements are made.
3	Ghatkopar	... Messrs. Candy Filters (India) Pvt. Ltd.	26,500.00 plus S.T. & G.S.T.	321 of 8-5-1968	Order placed. Equipment to be received.
4	Borivli	... Messrs. Babubhai Narottamdas and Co.	25,875.00 plus S.T. & G.S.T.	2876 of 8-1-1969	Order placed. Equipment is to be received. Installation work will be taken in hand after the control-room is ready.
5	Mulund Tunnel Works.	Messrs. Candy Filters (India) Pvt. Ltd.	75,720.00 plus S.T. & G.S.T.	1004 of 21-7-1965	Plant is put in commission. Some adjustment is required in one set of injection solutioniser.
6	Bhandup	u...	...	(1) Specifications and estimates prepared for the supply and erection of chlorination equipment for M. P. reservoir have been withheld as the control room of the reservoir is not expected to be completed before Dec. 69. (2) It is now proposed to have combined chlorination plant for both the reservoirs under M. P. Works and U. V. Scheme. Revised specifications and estimates are being prepared.

(B) Electric Power

Serial No.	Name of the Reservoir	Load sanctioned	Name of contractor Supply Co.	Estimated Cost	Remarks
1	Trombay	150 KW.	Messrs. Bombay Suburban Elec. Supply Co. Ltd.	Rs. P. 42,086.00	Part load of 80 KW connected on 2-7-1968. The remaining power load will not be connected now as the same is not required at this stage.
2	Veravali High Level.				The supply will be taken by tapping supply at Low Level Reservoir. The work will be carried out departmentally after proper security arrangements are made.
3	Electrical installation of Staff Quarters and Control room at Veravali Low Level.		Messrs. Jadv Brothers.	39,000.00	The work is completed on 31-3-68.
4	Ghatkopar	5KW	Messrs. Bombay Suburban Elec. Supply Co. Ltd.		Originally 100 KW was demanded including the demand of pump house. But for the present the pumps will not be put in commission. Hence the demand is reduced. Work order is being placed.
5	Bhandup (a)		Messrs. Thana Electric Supply Co. Ltd.	1,25,000.00	For getting high tension supply.
	Do (b)		Do.	1,24,575.00	For transformer switchgear and L. T. Distribution. Proposal for sanction is being put up.
6	Staff Quarters at Pali Hill.	5KW	Messrs. Bombay Suburban Elec. Supply Co. Ltd.	2,096.00	Work order placed on 17-2-1969.

(C) Providing Orifice Meters :

One No. of orifice plate for fixing flow recorder on 96" main of Tunnel between Mulund and Kandiva li has been purchased from Messrs. Mahindra Engineering Co. Ltd. at a cost of Rs. 7,763.00 plus S.T. and G. S. T. as per S.C.R. No. 3112 of 22-1-1969. The supply was to be received.

II—Purchase of tools and equipments :—

- (a) During the year under report, this section purchased machinery required for the Department as follows :
- (i) 2 Nos. of 7.5 H.P. pumps for feeding overhead tanks at Powai High Level Reservoir were purchased at a total cost of Rs. 8,430.00 plus taxes.
 - (ii) 2 Nos. of combined control and relay panels were purchased at a cost of Rs. 11,160.00 plus taxes under S.C.R. No. 2159. dated 31-10-67. The supply was received on 15-11-1968.
 - (iii) 2 nos. of battery chargers were purchased at a total cost of Rs. 2,000.00.
- (b) *Workshop* :—A workshop with its equipment was maintained to carry out structural works required for departmental works.
- (c) *Departmental Works* :—The following departmental works were attended by this section during the year under report.

Serial No.	Name of the work.	Progress.	Estimated cost
			Rs. P.
1	Installation of pumps at Trombay Hill Reservoir.	Work completed.	8,000.00
2	Platform in the Valve Gallery at Trombay Hill Reservoir.	—do—	6,000.00
3	Electrical wiring in New Stores Bldg. at Powai.	—do—	6,920.00
4	Electrical wiring in 8 Units Staff Qrs. at Powai.	—do—	4,670.00
5	Electrical wiring in Staff Qrs. at Pali Hill Reservoir.	—do—	12,088.00
6	Setting up of a Sub-station and L.T. distribution for Tansa Qrs....	Work in progress.	34,155.00
7	Electrification of Tansa Yard Dam, Gardens etc.	—do—	44,308.00
8	Purchase and installation of Exhaust fans inside Pogaon Pumping Station, of Ulhas River Scheme.	Commissioned.	7,370.00
9	Electrification of Pogaon Pump House site.	—do—	23,969.00
10	Giving supply connections to individual units of Mohone Qrs. of Ulhas River Scheme.	Completed.	3,212.00

III—Booster Pumping Station at Tansa :—

A revised proposal with plans and estimates amounting to Rs. 50,53,138.00 for providing booster pumping station at Tansa was submitted by this section. This Scheme is however, abandoned for the time being.

IV—Transport —

Transport was taken over from E. E. Transport on 1-7-1968. A fleet of 25 vehicles consisting of trucks, Jeeps, station Wagons, Buses etc. was taken over initially and later on 3 T.M.B. Buses were added to our fleet. A workshop and garage is maintained to carry out heavy repairs to the vehicle.

V—This section also maintains a fleet of plant and machinery composed of generators, compressors, concrete-mixers, vibrators etc. in running condition.

PART VIII

Miscellaneous Works

(1) Replacing two 57" dia. existing pipes between Bandra and Dharavi by two 1800 mm. dia pipelines.

(a) *Fabrication of pipes etc.* :—This work has been entrusted to Messrs. Indian Hume Pipe Co. vide, SCR/2520 of 6-12-67 at an estimated cost of Rs. 6,37,156. The work was started on 18-3-1968 and they have completed the work costing about Rs. 2,02,100 by the end of the year. The work is in progress.

(b) *Laying of pipe line* —The work has been entrusted to Messrs. R. N. Ghanekar & Co. vide SCR/2939 of 5-1-1968 at a cost of Rs. 20,81,514.75. They have started the work on 8-2-68 and have completed the work costing about Rs. 6,05,865.79 by the end of the year. The work is in progress.

(2) *Modification to the existing Intake Tower* —

Under S.C.R. No. 1152 dated 2nd August, 1957 contract for the work of modification to the existing Intake Tower at Vaitarna Lake was awarded to Messrs. The Hydraulic and General Engineers (Pvt.) Ltd., at a cost of Rs. 15,47,490. The work was started on 15th August, 1967 and the contract period of 24 months is due to expire on 14-8-1969. The total expenditure booked till 31st March, 1969 was Rs. 13,63,132. The work of providing two pairs of gates at R.L. 460 and 520 T.H.D. was completed during last year. The work of providing and installing two pairs of gates at R. L. —480 and 500 T.H.D. and Trash Track etc. was in progress and is expected to be completed by the end of June, 1969.

(3) *Repairs to the Road from Atgaon Level Crossing to Tembha Village at Vaitarna* :—

The Plans and Estimates for this work amounting to Rs. 20,02,452 have been sanctioned under the C.R. No. 432 of 22-8-1968. Tenders were invited for this work and tenders were under scrutiny by the end of the year. It is proposed to start the work in October, 1969.

(4) *Filtration Plant for Vaitarna and Upper Vaitarna Waters* .—

This work has been deferred for the present, due to financial stringency and pending final decision regarding planning of the Bhatsai 'S' Scheme.

(5) *Enlargement Works between Gundovali and Kasheli* —

The incomplete work left by the defaulting contractors Messrs. Structural Engineering Works Ltd., is being carried out at their risk and cost though Messrs. Gujarat Construction Co. vide S.C.R. No. 2143, dated 8-11-1958, at a total cost of Rs. 9,49,247.88. The cost of the work done during the year is about Rs. 1,95,940.31.

(6) *Laying 450 mm. dia. C.I. Main from M.H.R. to Colaba Military Camp* .:—

The Military Establishment at Colaba experience acute shortage of water. To overcome this, it was decided to lay at their cost, a 450 mm. dia C. I. Main from M.H.R. to Colaba Military Camp and to interconnect the present internal system at Cuffe Parade end with it. The Military Authorities have paid a deposit of Rs. 20 Lakhs to H.E. under Receipt No. 9770, dated 8-4-1968, towards the cost of this work.

Under S.C.R. No. 2429 of 27-11-1968, the work of laying the pipe line was entrusted to Messrs. Popular Builders and Plumbers, at a total cost of Rs. 5,35,334.75 exclusive of Municipal Supervision Charges. The work was started on 3-2-1969 and is in progress. The cost of the work done till 31-3-1969 was Rs. 15,000 exclusive of Supervision Charges.

For supply of C.I. Tyton Pipes, Rubber Gaskets and Specials, an order was placed on Messrs. Indian Iron and Steel Co. Ltd. The total cost of the order was Rs. 10,44,491.16 plus taxes. The value of pipes and specials supplied till the end of March, 1969 was Rs. 9,72,000.

S. S. MANKAR
Dy. Project Engineer,

CITY ENGINEER'S DEPARTMENT.

Shri V. D. Desai, B.E. (Civil), M.E.P.H. Calcutta with 1st class, A.M.I.E. (India), continued to hold the office of City Engineer during the year under report —

PRODUCTIVITY CELL.

With a view to establishing a Productivity Cell in the Corporation to assist the Heads of Departments in streamlining methods and procedures, in quickening disposal of work and in effecting a general improvement in the quality of the Municipal service, a training programme on Management and Productivity for executive officers from various departments was conducted some time back. The officers of this department who have completed the course dealt with the following projects during the year.

Serial No.	Name of the Project.
1	Productivity Evaluation Rationalization Training/Critical Path Methods for Slaughter House at Deonar
2	Purchase of cement through the Director General of Supply and Disposal.
3	Study of the working of the Office of Dy. City Engineer (Planning & Design) with a view to suggest improvement.
4	Study of the general contract conditions for Municipal works.
5	Study of the conservancy section—
	(i) Refuse collection and transportation in G/North ward.
	(ii) Refuse collection and transportation within City area.
	(iii) Planning of future fleet for refuse collection and transportation works within city limit.

1. There was no occasion to invoke provisions of Bombay Municipal Servant's Act 1890.

I—PLANNING.

2. This Branch is divided into three sections. One Section deals with proposals in connection with building works, layout of Slum Clearance Schemes and the areas to be developed, Housing in Greater Bombay etc. The second section deals with proposals for sub ways and over bridges. And the third section deals with proposals in respect of drain sewers and other Miscellaneous Engineering projects.

I—(A) Planning (Architectural.)

During the year under report, this section prepared plans and estimates in connection with different building works (and Housing in Greater Bombay) as summarised below :—

Particulars.	General Bldg. works in City	Housing in Greater Bombay.
(i) Contract Plans	44	14
(ii) Cloth Tracing	106	25
(iii) Paper Tracing	268	27
(iv) Blue-Print copies	4,602	1,140
(v) Block Estimates	7	...
(vi) Total amount of Block Estimates	15,53,732.00	...
(vii) Detailed plans and estimates completed in all respect (as shown below)	11	7
(viii) Total amount of detailed estimates	44,04,608.06	27,18,294.00
(ix) Draft Tender	6	8
(x) Detailed Estimates in hand	13	10
(xi) Total approximate cost of detailed estimates in hand	48,86,200.00	63,70,000.00

Particulars of detailed plans and estimates completed in all respects referred to above. —

Particulars.	No. of estimates.	Estimated cost.
		Rs.
(a) Schools (Permanent)	4	36,85,606.49
(b) Schools (Temporary)
(c) Centralised Ward Officers
(d) Markets	2	1,43,230.47
(e) Hospitals, Maternity Homes & Dispensaries	1	64,114.00
(f) Miscellaneous	4	5,11,657.00

I—(B) Planning (Bridges).

Particulars.	Works (City).
(i) Contract Plans
(ii) Cloth Tracing	9
(iii) Paper Tracing	7
(iv) Blue-Print copies	250
(v) Block Estimates	5
(vi) Total amount of block estimates	Rs. 1,84,05,380.00
(vii) Detailed plans and estimates, completed in all respect	4
(viii) Total amount of detailed estimates.	24,25,830.00
(ix) Draft Tender	3
(x) Detailed estimates in land.	4
(xi) Total approximate cost of detailed estimates	38,00,000.00
(xii) Scrutiny of plans received from	
(a) Railways	2
(b) Private parties
(xiii) Scrutinn of estimates received from Railways	...

Particulars of detailed plans and estimates completed in all respect referred to above —

Particulars.	No. of Estimates.	Estimated Cost.
		Rs.
(a) Bridges	4	24,25,830.00
(b) Miscellaneous

I—(C) Planning (General) Sewers and Storm Water Drains.

The abstract of works done during the year is as follows :—

Particulars.	City.
(1) Paper Tracing	104
(2) Cloth Tracing	52
(3) Contract Plans
(4) Blue Print copies	4,876
(5) New estimates	Rs. 50,00,000.
(6) Revised Estimates. }	

I—(D) Planning (Electrical).

Particulars.	No. of Estimates.	Estimated Cost.
		Rs.
(a) Schools	3	1,12,879.00
(b) Centralised Ward Offices
(c) Markets	2	2,79,500.00
(d) Hospitals, dispensaries, Maternity Homes, Nurses Quarters, Medical Colleges	3	5,11,300.00
(e) Housing
(f) Cemetary	1	6,969.00
(g) Gardens
(h) Miscellaneous	2	19,400.00
(i) Electrical Lifts	1	2,00,450.00
(j) Air conditioning Plants	20	16,35,066.00
Total	32	27,65,564.00

I—(E) Planning, Housing in Greater Bombay

Particulars.	No. of estimates.	Estimated cost.
		Rs.
(a) Housing Proposals	7	27,18,294.00
(b) Miscellaneous	7	23,75,825.00

I—(F) Special Technical Unit

The Executive Engineer (Vigilance) is in charge of the Special Technical Unit attached to M. C.'s office and he is assisted by two Assistant Engineers (Vigilance) and two Sub-Engineers (Vigilance) in the working of this unit along with one Junior Stenographer and a Clerk. He continued to discharge multifarious duties including rendering guidance to the staff in Technical matters, scrutiny of technical staff proposals, surprise checks on construction works in progress to determine if the works were being executed as per design and specifications and for exercising control on supervision over construction jobs, investigating various complaints of serious nature connected with Engineering branch received from public, etc. The department also functions as a co-ordinating agency of the work of different units of Engineering section, assisting the administration in matters requiring policy revision, overall supervision and checking over the normal working of different branches and ward offices, co-ordinating the different wings of the municipal administration for implementing the decisions of Statutory Committees and also the Municipal Commissioner.

The Special Technical Unit also pays surprise visits in wards and checks maintenance jobs carried out under the supervision of Ward maintenance Engineers.

The Special Technical Unit assists the Municipal Commissioner, Deputy Municipal Commissioner, C. E., and other Heads of Departments in all technical matters. In addition, this branch assists the Municipal Commissioner in arranging General Co-ordination meetings of all officers in the Municipal Corporation of Greater Bombay and maintains minutes of such meetings. The Special Technical Unit also attends the rounds of the Works Committee of the Corporation and pursues actions in respect of irregularities in execution of works noticed during the rounds of the Committee. The Municipal Material Testing Laboratory is under overall charge of the unit and keeps check on results obtained at the laboratory for testing building materials etc., from the site of Municipal Construction jobs.

This Special Technical Unit also carries out investigation in respect of some of the complaints received and directed to E. E. (Vigilance) by M. C., D. M. C.s, C. E. and also the complaints directly received in the office of E. E. (Vigilance) in respect of private constructions on private properties, either authorised or unauthorised, factories, insanitary conditions, drainage, etc., including allegations made against Engineering staff in the Central branches or Ward Offices. References made by A. O. (Enquiries) and other heads of the departments in respect of technical matters are also attended to.

Details of work done by vigilance branch :—

1. Works inspected.			
(a) Building Construction	...	360	No. of visits.
(b) Road construction	...	82	..
(c) Drainage construction	...	89	..
2. No. of Private properties visited	...	160	
3. No. of Works Committee (Suburbs) rounds attended	...	13	
4. No. of hammer tests taken	...	8	
5. No. of load tests taken	...	4	

Examination for Technical Proficiency Test for Supervisory staff in charge of Capital Works and maintenance works was conducted during the last year. The number of staff which appeared for the test was 195 and 175 respectively.

I—(G) Slaughter House Project at Deonar

During the year under report, the progress of various works pertaining to the project is as shown below :—

Serial No.	Name of the work.	Progress.
1	Supplying and erecting machinery and electrical equipment for the proposed Slaughter House (Foreign content). Contractors : Messrs. W. J. Powell Overseas Pty. Ltd. Contract allotment : Rs. 42,41,347.53. Date of commencement of the work : 6-1-1967.	The contractors supplied machinery worth Rs. 25 lakhs approximately against the Import Licence of Rs. 26,48,308. The work of fabricating and assembling was in full swing at the factory of Messrs. Steel Plant Pvt. Ltd. who are their licencees in India. Payments were regularly made as per the terms of the contract. The amount expended from the beginning as on 31-3-1969 was Rs. 18,68,263.
2	Supplying and erecting machinery and Electrical Equipment for the Slaughter House (Indigenous contents). Contractors : Messrs. Steel Plant Pvt. Ltd. Contract allotment : Rs. 64,51,859.97. Date of commencement of the work : 6-1-1967.	The contractors supplied machinery worth 65 per cent of the total supply. The work of erection of machinery was in progress in Sheep, Jewish and Jhatka and Rendering building. At the end of the year they had completed 35 per cent erection work. The amount expended from the beginning as on 31-3-1969 was Rs. 29,70,671.
3	Construction of building for Slaughter House at Deonar (part) Sheep, Goats and Pig Slaughter House. Contractors : Messrs. Rajpuria Construction Corporation. Contract Allotment : Rs. 19,93,800.	The work had progressed well but due to non-clearance of site the construction of Pig Slaughter House Building could not be taken in hand. At the end of the year they had executed the work of the value of Rs. 13 lakhs.

Serial No.	Name of the works	Progress
4	Construction of buildings for Slaughter House at Deonar (part) (II) Cattle Slaughter House and Edible and Inedible Rendering Plant. Contractors : Messrs. Rajpuria Construction Corporation. Contract Allotment : Rs. 11,00,406.	The work was in progress and the value of the work executed upto the end of the year was Rs. 6,64,000.
5	Construction of buildings for Slaughter House at Deonar (Part III) Jewish and Jhatka Slaughter House and Amenity Building. Contractors : Messrs. Krishna Construction Co. Contract Allotment : Rs. 8,51,721.	The work was nearly completed and the value of the work had gone upto Rs. 7,75,000.
6	Construction of Aqua Privies and Washing Places at Deonar Hutment Colony. Contractor : Messrs. Kokan Construction. Contract Allotment : Rs. 7,16,740.41.	The work has been completed on 15-6-1968 and the total value had come to Rs. 6,38,201.33.
7	Construction of Building for Slaughter House at Deonar Sheep Cattle, Pig, Jewish, Jhatka and Emergency Pens. Contractors : Messrs. Vichare & Co. Contract Allotment : Rs. 16,54,088.	The work was started on 15-11-1968 and the value of the work executed was Rs. 4 lacs approx.
8	Construction of Buildings for Slaughter House at Deonar Dalal's Office, Canteen and Shroff's Office. Contractors : Messrs. Kalpana Construction Co. Contract Allotment : Rs. 5,74,104.	The work was started on 15-11-1968 and the value of the work executed was Rs. 2 lacs. approx.
9	Construction of Suction Tank and Pump House for Slaughter House at Deonar. Contractors : Messrs. Konkan Construction. Contract Allotment : Rs. 4,89,081.28.	The work was commenced on 1-1-1969 and the value of the work executed was Rs. 2,40,000.
10	Providing and laying 230 mm. (9") 300 mm. (12") and 350 mm. (14") dia. stoneware sewers at Deonar Slaughter House. Contractors & Messrs. Konkan Construction. Contract Allotment : Rs. 1,70,879.57.	Work was started on 1-3-1969.
11	Supply and installation of electrically driven water pumping sets and carrying out ancillary works at the proposed pump house at Deonar. Contractors : Messrs. International Commercial Company. Contract Allotment : Rs. 2,60,227.00.	The contractors will be starting the work of supply and installation on completion of civil works. No amount has been expended so far.
12	Construction of Slaughter House waste treatment and Recovery Plant at Deonar including Mech. and Elect. works. Contractors : Messrs. Industrial Waste Treatment Corporation. Contract Allotment : Rs. 6,81,985.80.	The work was started from 6-3-1969 and was in progress at the end of the year.
13	Providing insulation and insulated doors for the cold storages at Deonar Slaughter House. (a) Contractor : Messrs. Premier Insulations, Contract Allotment : Rs. 7,11,266.36. (b) Messrs. Bombay Ammonia, Contract Allotment : Rs. 1,94,965.25.	The work order was placed with the contractors and they were expected to commence the work on 15-4-1969.
14	Providing electrical installation in various buildings at Deonar Slaughter House. Contractors : Messrs. B. S. E. S. Ltd. Contract Allotment : Rs. 29,571.00.	The cable has been laid by the B. E. E. S. Ltd. upto the boundary of the Slaughter House area. They will lay further portion of the cable after the completion of road work.

I—(H) Slum Clearance

This branch is mainly concerned with the following functions :—

(1) Preliminary Survey of Slum Areas, declaration of slum areas as "Clearance Areas" making of "Clearance Orders" and "Compulsory Acquisition Orders" under the provision of Section 354R of the Bombay Municipal Corporation Act.

(2) Acquisition of Slum properties falling under the Clearance areas, rehabilitation of slum dwellers, demolition of the buildings in the Clearance areas.

(3) Formulation of schemes for the development of Clearance areas, with financial assistance from the Government under the Government of India's Slum Clearance Scheme.

The progress of various works under the Slum Clearance Schemes during the year under report was as under —

A.—CLEARANCE OF PRIVATE SLUMS.

Name of the Clearance area.	Progress.
1	2
(1) Clearance of Dhobi Chawls.	This area is proposed to be developed by owners after providing alternative accommodation to existing tenants as per clearance order served on them. Dispute between the owners and tenants arose on the question of providing accommodation which was pending in the High Court. Question of giving alternative accommodation to the residential tenants was finalised by the owner through the mediation of the ex-Mayor Dr. Leon D'Souza and the M. C. Accommodation to shopkeepers was being finalised.
(2) Clearance area known as "Hirvi Chawl" at Tardeo.	It was not possible to get the acquired property vacated for demolition as tenants insisted upon alternative accommodation in the same area when offered in Suburbs. Later on steps were taken to construct new tenements at Bane Compound and Tulsi Wadi at Tardeo near these Chawls for enabling tenants of Hirvi Chawl to be shifted. But at final stage work of construction of these tenements had to be deferred for paucity of funds.
(3) Clearance area known as "Gora Gandhi and Ganjawalla Chawls."	The State Government have confirmed the compulsory acquisition order No. 12, dated the 26th April 1965 and the same has become operative from 15th December 1966. Attempts made to move the State Government to appoint S. L. A. O. repeatedly and with personal contacts, for starting acquisition proceedings. They recently intimated under their letter, dated the 31st January 1969 that appointment of S. L. A. O. would be made shortly.
(4) Papanus Wadi at August Kranti Marg, (Gowalia Tank Road).	It was first intended to acquire this land by making a C. A. O. by M. C. Proposal was referred back by the Improvements Committee <i>vide</i> their Resolution No. 98, dated the 19th July 1966. In the meanwhile the owners of the property approached M. C. with a request to allow them to develop the property after taking the responsibility of rehousing all the tenants. When this request was under consideration, a dispute arose between the present owners of the property Messrs. P. T. Rajpal and others and the former owners Messrs. Readymoney and others on their Sale Transaction and the matter was still pending in the High Court. For this purpose Municipal files of papers on the subject were ordered to be deposited in the Court. Further necessary steps will be taken on receipt of those papers from the High Court.
(5) Swastik Garage at August Kranti Marg (Gowalia Tank Road).	Improvements Committee had originally authorised the M. C. to make a C. A. O. <i>vide</i> their resolution No. 97, dated the 19th July 1966. As it was noticed that there was some variation in C. S. Nos. of some of the properties comprised in the clearance area, sanction of the Corporation and the Improvements Committee were respectively obtained for re-declaration of the clearance area and authorising M. C. afresh for making C. A. O. <i>vide</i> C. R. No. 172, dated the 10th May 1967 and I. C. R. No. 430, dated the 5th August 1968. At the time of preparing C. A. O. thereafter it was observed that plans in Collector's Office were not copied upto date as per charges in land records, with them. This resulted in further variation in C. S. Nos. of the land comprised in the clearance area. Certified copy of the correct plan record was obtained from that office and further steps were in progress.
(6) Land at Forjett Street, known as Shirichi Wadi in D Ward.	The Compulsory Acquisition Order, as authorised by the Improvements Committee <i>vide</i> their Resolution No. 80, dated the 5th July 1966 was made by M. C. and published in the Government Gazette and local news papers. The area was required to be declared as a "Clearance Area" afresh <i>vide</i> C. R. No. 1467 dated the 25th January 1968, and M. C. was also required to be authorised for making C. A. O. <i>vide</i> I. C. R. No. 37, dated the 7th May 1968 due to some omissions in C. S. Nos. etc. It was further observed that a part of land which was not intended for acquisition earlier needed to be acquired as the owners would be left without an access from Forjett Street. Further steps in this direction were in progress.
(7) "Sarkari Tabela" land at Jagannath Shankar Sheth Road.	In this case C. A. O. had been made by the M. C. and after going through the required formalities the same had been forwarded to Government for confirmation which was confirmed <i>vide</i> their resolution G. R. No. U.D.P.H. and H. D. BMC-4666-76 13-C, dated the 20th February 1969. Further steps in the matter were withheld for the time being as the question of finding out alternative accommodation to the spill over population remained unsolved due to (1) lack of vacant lands in the City and (2) stringency of funds at present for carrying out new construction works.
(8) Kamathipura Sector M-1.	The area was cleared. A part of the area was developed and the construction work of remaining 45 tenements was in progress.
(9) Kamathipura Sector B-1.	The Timber Shop which had remained to be shifted earlier was shifted and the area was completely cleared.
(10) Kamathipura Sector B-2.	All the residential buildings except a part of one building, were, vacated and demolished. 3 shopping structures and a part of a residential structure used as shop remained to be vacated and demolished for want of alternative accommodation.

Name of the Clearance area	Progress
1	2
(11) Kamathipura Sector C-1, D-1, N-1, and G-2.	All the steps for acquiring the areas under a C. A. O. were completed and appointment of a S. L. A. O. was awaited. Government have been repeatedly requested and authorities contacted for expediting the same.
(12) Match Factory Lane.	The area was acquired and the possession was taken on 27th October 1966. Development of this area was deferred for the time being for stringency of funds.
(13) Jawahar Nagar Khar. Sector F.	A portion of land belonging to the Collector of Central Excise and a portion belonging to the Collector of Bombay, were agreed to be released by them, to the Corporation. It was further decided recently by Government, that land be acquired and cleared by the Corporation and then allowed to be developed by the Maharashtra Housing Board. Steps in this direction were in progress.
(14) Koliwada at Colaba. Sector A.	The area was already declared as a clearance area <i>vide</i> C. R. No. 1258, dated the 22nd January 1968. Further action for obtaining authorisation for making a C. A. O. by M. C. by collecting structural details etc., and verifying the same from Government record was in progress.
(15) Kachkarkhana Chawls.	The area was declared as a clearance area <i>vide</i> C. R. No. 1876, dated the 4th August 1968. Further action for collecting details of parties from Government record for obtaining authorisation for making C. A. O. was in progress.
(16) Kamathipura Sector. C-2.	Preliminary Survey of this area was made, and a proposal to declare the area as a clearance area was submitted to the Corporation.
(17) Telly Gully near Lalbaug in 'E' Ward.	Do. do.

In addition to the above, preliminary survey works for the following areas which were considered necessary for declaring as "Clearance Areas" in the near future were carried out *viz.* :—

- (1) Area along Dr. Meisheri Road in 'B' Ward.
- (2) Area in Walpakhadi in 'B' Ward.
- (3) Area along Sonapur Street in 'C' Ward.
- (4) Manaji Rajajee Chawl at Tukaram Jawji Road, in 'D' Ward.
- (5) Daruwala Compound at Tardeo Road and New Chikhali Wadi at N. Bharucha Road in 'D' Ward.
- (6) Bakri Adda at N. M. Joshi Marg in 'E' Ward.
- (7) Kardoli Chawl, Haji Kassam Chawl at Sane Guruji Road in F/S Ward.
- (8) G. I. P. Store Lane at Currey Road Low Level in G/South Ward.

B.—Municipal Slums

No. of slums cleared and development completed so far.	No. of slums under clearance and re-development in stages as on 31-3-1969.
18	4

C.—Tenements under Government of India subsidised Slum Clearance Area.

No. of tenements sanctioned till 31-3-1969.	No. of tenements completed during the year.	Total No. of tenements completed upto 31-3-1969.	No. of New tenements started during the year.	No. of tenements in progress during the year.	No. of tenements not started.	Remarks.
6068 — 100*	Nil.	4,375	45	745	848	*100 tenements at Nariawadi Area have been deleted <i>vide</i> Govt. sanction No. SCS 2869-7397-F, dated 11th March 1969.
5968						

D.—Financial Assistance from Government under Subsidised Slum Clearance Scheme.

Loan and Subsidy received from the Government.

A.—Loan.

Previously received	...	1,11,67,905
Received during the year under report	...	10,40,513
Total	...	<u>1,22,08,418</u>

B.—Subsidy.

Previously received	...	1,39,63,868
Received during the year under report	...	6,18,719
Total	...	<u>1,45,82,587</u>

F—(I) Municipal Materials Testing Laboratory.

The Municipal Materials Testing Laboratory carries out the work of testing of bricks and cement for the Corporation, Government bodies and private parties.

The following statements show the numbers of various samples tested in the Materials Testing Laboratory Work, during the year 1968-69 and the total cost thereof actually recovered on account of testing these materials for departmental works, Government works, Private works, etc.

STATEMENT No. 1**Nos. of samples tested.**

Particulars of Sample.	Nos. of samples, actually tested			Total Nos.
	Departmental Works.	Government Works.	Private Works.	
(1) Concrete ...	4,750	2,679	3,389	10,818
(2) Bricks ...	715	140	85	940
(3) Cement ...	45	1	10	56

STATEMENT No. 2.**Cost recovered on account of Testing.**

Samples Tested.	Cost of testing actually recovered			Total.
	Departmental Works.	Government Works.	Private Works.	
(1) Concrete ...	1,788	9,082	22,962	Rs. 33,832
(2) Bricks ...	4,756	896	544	6,016
(3) Cement ...	2,050	90	795	2,935
			Total ...	42,783
			Add for Miscellaneous Tests	1,410
				44,193
Cost of testing concrete and cement samples tested free of cost (not recovered) ...				15,985
			Net cost of work ...	60,178

II.—CONSTRUCTION BRANCH**(A) Building Construction.**

This branch supervises the work of Building construction after award of contracts by the Planning and Design Branch.

Building Construction activities during the year are given below :—

	Completed works		Works in progress.	
	Nos.	Total cost (Actual)	Nos.	Total cost (Estimated)
		Rs.		Rs.
(1) Building other than Housing—				
(a) City ...	15	1,38,97,614.00	19	3,31,38,939
(b) Suburbs and Extended Suburbs ...	19	83,46,497.00	20	2,53,05,288
(2) Housing—				
(a) City ...	2	81,64,401.00	15	4,58,47,416
(b) Suburbs and Extended Suburbs ...	5	65,87,068.00	3	32,04,462

Activities on school Building Works were as follows :—

	Works completed.		Works in progress.	
	Nos.	Actual cost.	Nos.	Estimated cost.
		Rs.		Rs.
City ...	5	11,68,184.00	8	74,92,377.00
Suburbs and Extended Suburbs ...	9	34,97,353.00	10	74,07,983.00

Statement showing the works completed and works in progress appears at Appendix No. 1.

II.—(B) Roads Construction Branch (City).

This branch is in charge of the work of

- (i) Preparing plans and estimates of Resurfacing of existing Roads, construction of new roads, widening of roads and Improving Private Streets in the City.
- (ii) Invitation of tenders and awarding contracts of road works.
- (iii) Supervision on road works and
- (iv) Invitation of tenders for the supply of Quarry materials, Road metals, Bitumen, Filler Powder etc., and awarding contracts.

During this year 4 estimates for Resurfacing City Roads, 9 for construction of new roads and 1 for widening of roads were prepared.

5 tenders for road works were invited and 2 were awarded to the Contractors for the execution of the work.

23 tenders invited for the supply of Road Metals etc., were recommended after scrutiny and contracts awarded.

During this year this branch completed the work of :—

- (i) Resurfacing 6 roads with Asphaltic Concrete.
- (ii) Construction of new roads at 3 sites.
- (iii) Widening 5 roads and
- (iv) Improving 1 Private Street.

The names of the roads are shown in Appendix No. 2.

In this year the work of providing approaches to Kennedy Bridge was also completed.

The work of resurfacing 2 roads, constructing new roads at 3 sites and improving 1 private street as shown in Appendix No. 3 were in progress.

The expenditure incurred during the year was as shown below :—

	Rs.
(1) Road resurfacing work in asphaltic concrete	... 25,99,507
(2) Construction of new roads	... 5,58,944
(3) Road widening	... 6,45,790
(4) Improving Private Streets	... 28,522
(5) Construction of approaches to Kennedy Bridge	... 10,45,767
Total	... <u>48,78,530</u>

II,—(C) Construction of sewers S. W. Drains and sewage purification works.

The progress of works of sewers and S. W. drains carried out through Contractors during the year under Review is as under :—

Serial No.	Particulars.	150 mm.	250 mm.	300 mm.	350 mm.	400 mm.	450 mm.	500 mm.	
1	Total length of sewers of various sizes	3,599.50 R.M.	851.5	1,676	469	114	405	23	61
2	Total Nos. of manholes provided on sewers	244.00 Nos.							
3	Total Nos. of Vent Shafts provided on sewers	9.00 "							
4	Cost incurred on laying sewers	Rs. 10,53,182.00							

S. W. Drains.

Serial No.	Particulars.	150 mm.	250 mm.	300 mm.	400 mm.	450 mm.	500 mm.	600 mm.	700 mm.	750 mm.	800 mm.	900 mm.	
1	Total length of S. W. drains of various sizes	11,141.00 R.M.	536	3,011	4,304	1,201	713	516	352	166	105	120	117
2	Total Nos. of manholes provided on S. W. drains	428 Nos.											
3	Total Nos. of vent shafts provided on S. W. Drains	36 Nos.											
4	Total Nos. of water entrances provided on S. W. drains	482 Nos.											
5	Cost incurred on S. W. drains	Rs. 6,74,755.00											

Appendices Nos. 4 and 5 show the works completed and those in progress in the City and Suburbs during the year under review.

II.—(D) Construction of Sewers and Sewage Purification works in Suburbs and Extended Suburbs.

The progress of works on sewers during the year 1968-69 was as under :—

Serial No.	Particuls.	Total Length.	9" 230 mm.	12" 300 mm.	14" 350 mm.	18" 450 mm.	21" 505 mm.	24" 600 mm.	28" 700 mm.	30" 750 mm.	32" 800 mm.	36" 900 mm.	48" 1,200mm.	60" 1,500 mm.	72" 1,800 mm.	6" 150 mm.	44" 1,100mm.	Man Holes	Vent Shaft	Expenditure
																				Rs.
1	Total length of sewers of various sizes ...	41,003 R.ft.	20,956.00	2,887.00	650.00	306.00	250.00	3,235.00	1,000.00	1,312.00	1,000.00	112.00	1,015.00	...	1,500.00	4,350.00	2,430.00
2	Total No. of Man-holes provided on sewers ...	12495.07 R.M.	6387.38	879.96	198.11	93.07	76.19	984.02	304.80	399.70	304.80	34.14	309.37	...	457.20	1,325.67	740.66
3	Total Nos. of vent shafts provided on sewers	467 Nos.	56 Nos.	30,95,945

II.—(E) Statement showing the total length of Municipal drains and Sewers of different types in the city and the length cleaned during the year 1968-69.

	Length of sewers or drain cleaned during the year in Metres.	Quantity of silt removed in Metric tons by Manual labour and Mechanical Methods
I Main Sewers		
I.—Ovoid sewers (with pipe sewers) 24" dia.	25,140.00	28,241.00
II.—Pipe sewers from 9" to 24" dia.	10,657.00	1,332.00

PUMPING STATIONS AND PURIFICATION WORKS

L.—Providing sewage arrangements for B. B. R. Blocks 3 to 6

In view of recommendations of the study group to investigate the feasibility of Developing B. B. R. Blocks 3 to 6 it was proposed to defer this proposal for the present.

II.—(a) Dadar Purification Works.

The work had been suddenly stopped by the contractors and steps were being taken to complete the same at the risk and cost of the contractors.

- (b) The work of removal of filter media of Pruss filter No. I at Dadar Sewage purification was completed during the year under reference.
- (c) The work of renovation of the activated sludge plant including ancilliary works at the sewage purification works was in progress.
- (d) Tenders for providing guniting treatment to the aeration tank were invited.

III.—Dharavi Purification Works.

Both the civil work and supply and installation of mechanical and electrical equipment for giving primary treatment to 45.46 magalitre of sewerage (10 m.g.d.) per day were in progress.

IV.—Work of installation of Mechanical and Electrical equipment work at the pumping station at salt Pan land was in progress.

V.—The work of desilting the S. W. drain from Textile Mill culvert upto Cleaveland Bunder could not be completed and the contract had to be terminated as the site was encumbered with hutments.

VI.—The work of covering open drainage channel from Elphinstone Road to Textile Mill culvert was in progress and the tender for the work of covering the further portion was accepted by the S. C. at the close of the year.

VII.—The work of regrading the drainage channel at Worli was completed.

III.—MAINTENANCE OF MUNICIPAL BUILDINGS AND ROADS

III—A.—Municipal and Ex. Trust properties.

The total no. of buildings and other properties in Greater Bombay during the year ending 31st March 1969 was 10,281. The work of maintenance is classified under the major heads (1) Normal Repairs (2) Special Repairs and (3) New Works. Normal Repairs include works of monsoon repairs. Special repairs cover the works which are likely to increase the life of buildings or structures whereas the works of additions and alterations to the buildings as also those of providing additional amenities fall under category of new works.

For the purpose of giving contract works of annual repairs, etc., the city was divided into 10 divisions. The contractors and the rates quoted were as shown below (prevailing for the period from 1st October 1968 to 30th September 1969).

Serial No.	Division and Ward	Name of the contractor	Particulars
1	I—A1-A2	Messrs. Vasudeo and Co.	5 per cent. above the rates specified in the schedule.
2	II—B	Do.	2 Do. Do.
3	III—C1-C2	Do.	5 Do. Do.
4	IV—D1-D2	Messrs. Deshpande Enterprise	2.99 Do. Do.
5	V—E1-E3	Messrs. Vadudeo and Co.	1 Do. Do.
6	VI—E-2	Messrs. C. L. Thakkar	At par.
7	VII—F1-F2	Messrs. Dolchand Kallaji	3 per cent. below the rates specified in the schedule.
8	VIII—F3-F4	Messrs. Dolchand Kallaji	2 Do. Do.
9	IX—G1-G2	Messrs. Krishna Construction Co.	1/2 Do. Do.
10	X—G3-G4	Do.	1.75 above the rates specified in the schedule.

Repairs to the school buildings under Budget 'E' were also carried out at a total expenditure of Rs. 2,37,196.52. Work orders amounting to Rs. 24,81,334.83 were issued to the petty works contractors for all the divisions.

III—B—Roads and Footpaths.

The total length of the roads in Greater Bombay at the close of the year was 1,003.86 K.M. (478.37 K. M. in the city plus 525.29 K.M. in the suburbs and extended suburbs).

An amount of Rs. 9,75,052.25 was spent on repairs to potholes and carriage ways during the year and total cost inclusive of General overhead and miscellaneous charges amounted to Rs. 10,97,724.55.

sq. meters of different types of road surfaces were improved departmentally during the year as detailed below.

Mode of improvement	Area in sq. mtr.
(1) Sheet Asphalt	3,010.90
(2) Chip on Asphalt Roads	4,994.00
(3) Semi-grouting	33,391.00
(4) Surface dressing	47,700.80
(5) Asphalt concrete	19,848.40
Total	1,08,945.10

As usual, an amount of Rs. 2,13,500.00 was paid to the Bombay Port Trust for cleaning and repairing the Port Trust wharves and roads.

III—C—Miscellaneous work in connection with Roads and footpaths.

(a) *Road watering.*—No roads and footpaths were watered during the dry season due to scarcity of water.

(b) *Street Name Boards.*—The existing street name boards were repaired and maintained and new boards were installed at total cost of Rs. 34,586.39.

(c) *Maintenance of Public Movements.*—All the statues were periodically cleaned and maintained at a total cost of Rs. 3,560.68.

(d) *Widening of Roads consequent upon the acquisition of Setbacks.*—The cost of adding to roads the set backs land acquired in different parts of the city inclusive of the cost of incidental works such as shifting of lamp posts, electric cables, etc., amounted to Rs. 3,11,793.80 for 1,544.74 sq. mts. added.

(e) *Benches.*—322 benches on roads and footpaths were maintained.

(f) 2,327.00 sq. mtrs. of guard railings were maintained during the year.

III—D—Road Rollers.

During the year there were 30 road rollers out of which 24 were diesel driven 5 steam driven and one petrol driven.

III—E—Permits.

(a) *Opening of roads and footpaths.*—During the year 5953 permits were issued for excavation in roads and footpaths. The cost of reinstatement of disturbed surface was charged to the respective permit holders and the trenches were repaired at a total cost of Rs. 11,49,947.22. The total amount of road opening fees recovered was Rs. 15,048.00.

(b) *Occupation of Roads and Footpaths.*—Action under section 322 (b) of the B. M. C. Act was taken to prevent the unauthorised occupation of roads and footpaths by dumping building materials. 454 notices were issued for contravening the provisions of the act. Fees were also recovered for the use of roads for stacking materials and putting up scaffoldings. The Total amount collected under this head was Rs. 38,670.35 from 412 permit holders. In addition, 575 permits were also issued for occupation of roads for erecting mandaps, placing chairs and benches, etc. and the total amount realised therefrom was Rs. 9,349.65. 85 permissions for new Bus shelters on roads and footpaths were granted.

III—F—Asphalt Plant and Crushers.

The work of Asphaltting footpaths as approved by the corporation was continued during the year and footpaths and roads covering an area of 13,344.60 sq. Meter were asphalted at a cost of Rs. 48,808.55.

Asphalt Plant and Crushers.

(a) The Municipal hot mix plant at Worli was in operation throughout the year except during the monsoon from 29-6-1968 to 27-11-1968. The Pegson Plant worked for taking out Asphalt chip mixture and cold materials required to fill in the pot holes in the City and Suburbs. The labourers for running the asphalt Plant were engaged by the department.

(b) The total area 1,47,997 Sq. Meters (Exclusive of pot holes area of 13,984.30 Sq. Meters) of roads and footpaths was repaired and renewed during the year as against 1,80,255 Sq. Yds. repaired and renewed during the previous year.

(c) Different roads admeasuring 3,010.90 Sq. Meters were repaired with 3" sheet asphalt.

(d) Capital roads admeasuring 49,441.00 Sq. meters were repaired by grit coats or chip coats. The seal coating has also been done on miscellaneous roads measuring about 1,333.60 sq Meters.

(e) During the year under report no roads were renewed with 3" asphalt departmentally.

(f) Footpaths covering an area of 13,344.60 sq. Meters were asphalted with seal coat.

Hot Mix Asphalt Plant.

The hot mix plant worked for 252 days and remained closed for 114 days on account of rainy season, Sundays, Holidays and break down of plant.

The rates adopted for booking the expenditure for different modes of construction were the same as per previous year. The total expenditure for renewing the road surface, the cost of which was chargeable to repairs grant amounted to Rs. 33,300.00.

The area of 49,139 sq. Meters was repaired by providing 3/4 Asphalt premix carpet on grouted roads, 2664 tests were carried out in the Asphalt Plant Laboratory on different Asphalt mixtures. The total No. of boxes turned out by the main and pegson plant were 23,139 and 5062 boxes approximately.

Appendix No. 6 shows details of Asphalt Plant production and Appendix No. 7 shows the summary of works, carried out during 1968-69.

Crushers at Worli.

There are four crushers and one granulator at Worli, out of which on an average two crushers at Worli were in operation.

The total out put of crushers during the year was 3,199.50 brass as against 3,233 brass during the previous year. The work of crushing the rubble stones at both the crushers was carried out by departmental labour. Rubble at Worli was obtained through the contractors. The value of stock at hand at the end of the year was Rs. 37,549.43 at Worli crushers.

Appendix No. 8 shows the Rubble crushed and metal production during the year under report.

III—G—Public Street Lighting.

Total No. of electric lamps at the end of the year under report was 17,984 as against previous years 17,864.

The details of different types of lamps are as shown below :—

Electric lamps with candle powers varying from 75 to 1355.

Tungston Filament	Mercury Vapour	Fluorescent	Traffic Directional	Total
10,350	4,154	3,031	449	17,984

Besides 17,984 electric lamps, 14 policemen spot lights and gas lamps varying from 1343 Nos. to Nil were maintained during the year. The gas lamps were maintained till 30th June 1968. Also 12 lights along railway foot-over bridges at Chowpaty, Byculla and Dadar were maintained by this department.

The following statement shows the candle power of lamps energy consumed during the year under report :—

Type of Lighting	Candle Power	Total consumption during the year	Expenditure on lighting
Gas	... 2,94,230 to 0.	2,583.99 Cu. M.	1,20,000
Electric	... 65,10,936	1,53,54,010/40 KWT.	70,50,000

Additional expenditure was incurred on the following items :—

- (1) Erection of new lamps.
- (2) Repairs and Maintenance.
- (3) Works of improvement in Street Lighting.

As usual Rs. 30,044 were paid to the Bombay Port Trust on account of Charges for Street lighting on roads in their charge by adjustment against the amount payable by them in respect of General Tax of the year under report.

The work of lighting and maintenance of Street lamps was done through Messrs. Bombay Gas Co. for gas lights and the Bombay Electric Supply and Transport undertaking for electric lights.

The Statues of Late Pherojshah Mehta at Bori-bunder, Late Vithalbai Patel and Lokmanya Tilak at Chowpaty Dr. Ambedkar statue at Band Stand, Chhatrapati Shivaji Statue at Shivaji Park, Dadar, and Hutatma Smarak at Hutatma Chowk were flood lit with electric lights throughout the year.

The lights on the following 12 roads were improved with Tungston Filament lamps :-

- | | |
|--------------------------|-----------------------------|
| (1) Mahalaxmi Bridge. | (7) Popat wadi. |
| (2) Worli Koliwada. | (8) Chandan Wadi. |
| (3) Andhra Valley. | (9) Kenedy Bridge. |
| (4) Antop Hill. | (10) Tilak Bridge Staircase |
| (5) Chinchbunder Bridge. | (11) Koliwada Over-bridge. |
| (6) D'Souza Street. | (12) D'lima Street. |

The lights on the following 11 places were improved under "All in Hire" scheme with Fluroscnt lamps of H. P. M. V., lamps.

- (1) Nana Chawk Junction.
- (2) Dr. Babasaheb Ambedkar Road.
- (3) Dr. D. N. Road and Napier Road Junction.
- (4) Tardeo Road.
- (5) Sion Road No. 29 between Road No. 16 and 8.
- (6) Aurora Junction.
- (7) Senapati Bapat Marg.
- (8) Lalbahadur Shastry Marg.
- (9) Kings Circle Junction.
- (10) Sion Road No. 32.
- (11) Parel T. T. Junction.

New Tungston Filament lamps were provided on following 24 roads during the year under report.

- (1) New Prabhadevi Road.
- (2) Punjabi Colony—Sion, Koliwada.
- (3) Sewri Road.
- (4) Passage off Shitaladevi Temple.
- (5) Morvi Street, Chowpatty.
- (6) Road to municipal offices—Mumbadevi Tample.
- (7) Passage off Elphinstone Road.
- (8) Approach Road to Water reservoir at Golanji Hill.
- (9) Pasasge off Girls Hostel Raja Ram Mohan Roy Road.
- (10) Passage leading to municipal school-worli-Drainage Channel.
- (11) Passage leading to Jungli Pir Durgah.
- (12) Nagu Sayaji Wadi Road.
- (13) C. P. W. D. Colony Roads—Saltpan.
- (14) Duart's Oart Lane.
- (15) Passage off Gokhale Road.
- (16) Passage off Dnyan Mandir Road.
- (17) Thakurwadi Lane.
- (18) Road in B. P. T. Colony—Antop Hill.
- (19) D'lisle Road—B. D. D. Chawls' Road.
- (20) Golanji Hill Road.
- (21) Belasis Bridge—Low Level North West.
- (22) Passaage leading to Shakti Mill off Bapurao Jagtap Marg.
- (23) Krishnaji Waman Chitale Path Opp. Recreation ground.
- (24) Triwanji Maharaj Lane.

New fluroscnt lamps were provided on the following 5 roads under "All in hire" scheme during the year under report.

- (1) Senapati Bapat Marg.
- (2) Jakeria Bunder Road and Golanji Hill.
- (3) 80' road between Gokhale Road and Veer Savarkar Marg.
- (4) C. P. W. D. Colony Roads in Saltpan area, Wadala.
- (5) 80' Road between Kakasaheb Gadgil Marg and Veer Savarkar Marg.

Kennedy Bridge was provided with H. P. M. V. lamps under "All in Hire" scheme.

Following 14 junctions were provided with Traffic directional electric lights during the year.

Junction of

- (1) Tardeo T. T.
- (2) Bhawani Shankar Road and Dr. M. J. Javle Marg.
- (3) Circular Road.
- (4) Jamsheedji Tata Road.
- (5) Custom House and Bank Street.
- (6) Custom House and Forbes Street.
- (7) Custom House, Forbes Street and Appollo Street.
- (8) Chowpatty Sea Face.
- (9) Manekji Joshi Road and Tilak Road.
- (10) Jakeria Bunder Road and Reay Road.
- (11) Kika Street and Kalbadevi Road.
- (12) Madam Cama Road and Marine Drive.
- (13) Dr. D. N. Road and Wallace Street.
- (14) Veer Savarkar Marg.

Programme of conversion of gas lamps into electric lamps was also continued and completed by 30th June 1968. Gas lights in different wards were converted as per following self explanatory table.—

Ward	No. of gas lamps removed	Electric T.F.	lights M. V.	Installed F.T.		Total	
				4/40	3/80	3	4 5
A	451	23	2	190	262	477	
B	244	84	83	93	24	284	
C	244	246	38	6	2	292	
D	331	267	70	63	Nil.	400	
E	349	259	68	36	49	412	
F	315	172	119	44	47	382	
G	377	266	121	35	Nil.	422	
Total	2,311	1,317	501	467	384	2,669	

III—H—Traffic.

The work of providing and fixing R. C. C. Railings in the City and Suburbs was carried out at the following places—

- (1) Swami Vivekanand Road junction Station Road Bandra, (Traffic Signals).
- (2) Yusuf Meheralli Road in front of Masjid Rly. Station (Traffic signals).
- (3) Senapati Bapat Marg junction Ranade Road (Traffic signals, Dadar Western Rly. Station.)
- (4) Mahim Bus Depot.
- (5) N. C. Kelkar Road junction Ranade Road, (Traffic signals.)
- (6) Kings Circle junction.
- (7) Dr. Ambedkar Road junction, Kalachowky Road.
- (8) Worli Naka.
- (9) Alankar Cinema junction (Golpith a Junction).
- (10) Maharshi Karve Road near S. K. Patil Garden (P. Crossing).
- (11) Sion Road near Pedestrians crossing signals near Sion Station.
- (12) Rafi Ahmed Kidwai Road near Amulakh Amichand High School (P. Crossing signals).
- (13) Rafi Ahmed Kidwai Road near, Wadala Rly. Station (P. Crossing signals).
- (14) Rafi Ahmed Kidwai Road near Dhyaneswar Vidyalaya (P. Crossing).
- (15) D. N. Road junction Wallace street (P. Crossing) near school.

The new islands, channelising and refuge islands and central dividers have been constructed during the year under report at the following intersections and Roads.

Central Dividers

- (1) Central Divider along Jahangir Bomam Behram Marg.
- (2) Central Divider along N. C. Kelkar Road junction Ranade Road (Traffic Signals).
- (3) Central Divider along Swami Vivekanand Road at Junction Station Road Bandra (Traffic Signals).

Traffic Islands.

- (1) Dr. D. N. Road junction Wallace Street.
- (2) Madam Cama Road junction Netaji Subhash Road (Nariman Point).
- (3) Traffic islands Nagpada Junction.
- (4) Refuge islands Senapati Bapat Marg junction Kaka Saheb Gadgil Marg.
- (5) Senapati Bapat Marg junction Ranade Road.

Refuge islands.

- (6) Woollen Mill Lane junction Padamabai Thakkar Road.
- (7) Hospital Avenue Road junction Jerbai Wadia Road.
- (8) Rafi Ahmed Kidwai Road junction Gollanji Hill Road.
- (9) Kalbadevi Road junction Krantiveer Vasudeo Balwant Chowk.
- (10) E2 Road junction G Road in front of Marine Lines Station.
- (11) S. V. P. Road junction Dr. Purandare Marg.

Traffic Improvements and remodelling of Layouts were undertaken at the following locations.

- (1) Regal junction.
- (2) Kala Ghoda Junction.
- (3) Aurora (King's Circle) Junction.
- (4) Dr. Gopalrao Deshmukh Marg junction Bhulabhai Desai Road.
- (5) Lokmanya Tilak Road junction P. D'Melo Road.
- (6) Parel Junction.

Parking.

By constructing Traffic islands additional Parking facility was provided at the following places :—

- (1) Parking Lots—at Handloom House.
- (2) Parking Lots at Sion Circle in front of 'Satyam Shivam Sundaram'.
- (3) Aurora Junction.
- (4) Kala Ghoda Junction.

Road Marking.

The work of painting pedestrian crossings central lines, traffic lanes, etc., was carried out during the year under report.

Removal of obstructions from Road.

441 vehicles found to have been abandoned or under major repairs on roads causing obstructions to the traffic were removed to the Municipal custody.

Road excavations permits.

The cases for granting permission to open newly surfaced roads were examined and permissions granted if found necessary.

Appendix No. 9 Shows the roads on which regular lines were prescribed or revised in the City.

Traffic Signals

Traffic signals have been installed and put into commission at the following places during 1968-69.

Serial No.	Ward	Location	Date of Commission
1	A	Lokmanya Tilak Road	24-10-1968
2	A	Dr. D. N. Road near Phule Market	24-10-1968
3	B	Janjekar Street	6-5-1968
4	C	Jagannath Shankar Sheth Road	13-5-1968
5	C	Shamaldas Gandhi Marg/Girgaum Junction	24-10-1968
6	C	Kalbadevi Road (Midblock No. 1)	30-10-1968
7	C	Kalbadevi Road (Midblock No. 2)	30-10-1968
8	C	Shamaldas Gandhi Marg/Kalbadevi Junction	15-1-1969
9	D	Dr. Bhalerao Marg	13-5-1968
10	D	Netaji Subhas Road, Midblock 1	31-7-1968
11	D	Do. Midblock 2	31-7-1968
12	D	Do. Midblock 3	31-7-1968
13	D	Do. Midblock 34	31-7-1968
14	D	Tulsiwadi (Tardeo)	16-8-1968
15	D	Alexandra	16-8-1968
16	D	Sardar Vallabhbai Patel Road	12-12-1968
17	D	Roxy Cinema... ..	20-12-1968
18	E	Lalbaug	31-7-1968
19	E	Dockyard Road	28-10-1968
20	F	Arora junction	19-12-1968

III.—I. Improvement of Private Streets

Private Street Section was in charge of Deputy City Engineer (Roads). Action under Section 305 or 377 (i-A) of the B. M. C. Act for the improvement of private streets was not taken in all cases of private streets in view of C. R. No. 1297 of 10th January 1963. Action under the above two sections particularly under Section 305 of the Act was however taken in cases of private streets in sanctioned layouts.

The details of actions for the improvement of private streets at three localities in City reported to be in progress during the last year are given in Appendix No. 10.

Government passages were not taken over for the improvement and maintenance during the year under report.

Improvement work of the two private streets (i) private street from Dr. E. Moses Road (Haines Road) to stores Depot of Western Railway (ii) private street off Dr. S. S. Rao Road (Government Gate Road) leading to Rajkamal Studio were practically completed as shown in Appendix No. 11. Both the Streets were improved at the cost of the frontagers without resorting to action under section 305 of the B. M' C. Act.

Notices under Section 305 of the B. M. C. Act were served against the owners of the premises fronting or adjoining two private streets, (1) Private Streets in Tokersey Jivraj Adda off Tokersey Jivraj Road, Sewree and (2) Private streets in Sundarjee Liladharwadi, Sewree. After expiry of notice period some of the streets in Tokarsey Jivraj Adda which are free from encroachments are proposed to be improved under the provision of Section 489 of the B. M. C. Act. Other streets on which encroachments are existing will be improved after removal of encroachments. The work of the other two private streets (i) private street off Bhulabhaji Desai Road leading to Dhakleshwar Temple and (ii) Private Street between Vithalbhaji Patel Road and Kakadwadi was in progress as shown in Appendix No. 12. The work of improvement of passages in private holdings was not undertaken during the year under report.

Recoveries in respect of improvement of private streets including deposits, interest, etc., from the frontagers of the street for the work carried out in the past and proposed to be carried out amounted to Rs. 72,292.79 during the year under report as against Rs. 59,189.42 during the previous year. Recoveries were affected adversely during the last four years as new actions under Section 305 and 377 (1-A) of the B. M. C. Act were not started in all cases of private streets in view of C. R. No. 1297 of 10th January 1963. Action under the above two sections particularly under Section 305 of the Act is now restricted to private streets in sanctioned layout.

No occasion arose to declare the expenses incurred by the Corporation as improvement expenses under Section 494 of the Act.

New references under Section 503 of the Act were not filed before the Chief Judge of the Small Causes Court during the year under report.

Leave to appeal to Supreme Court was applied for in cases of six Municipal References, dismissed by the Divisional Bench of the High Court as shown in Appendix No. 13.

Plans and estimates of 14 private streets in city limits proposed to be improved at Municipal cost under Section 63-K of the B. M. C. Act were submitted to the Works Committee (City) and Corporation for sanction (Appendix No. 14).

Private street in Zaoba's Oart was declared public with effect from 7th November 1968 as shown in Appendix No. 15.

IV.—MAINTENANCE OF DRAINS AND SEWERS.

The work consists of (i) Cleansing and Maintenance of all underground sewers and storm water drains and open channels (ii) Making street connections of the drainage system of properties to sewers and storm water drains. The Common House Drains in private properties :—

The work of systematic cleansing of common house drains and pipes sewers in private properties is as detailed in the table below —

	Length cleaned in metres	Silt removed in Tones
(1) House drains	... 24,91,167.00	18,269.63
(2) Pipe sewers	... 3,29,020.12	4,946.91

Repairs to manholes and gratings of water entrances :—

The Statement below shows the details of the work done.

	Total No.	Total cost.
(1) Repairs to manholes	... 98	4,125.00
(2) Replacement of gratings	... 2,274	84,066.00
(3) Removal of vent shafts	... 44	29,869.10

Street Connections.—During the year 101 Street connections of the buildings were made to sewers.

Requisitions in respect of house drains :—4,072 requisitions under various sections of the act were issued against house owners for rectifying drainage defects.

Subvention Schemes.—The progress made on subvention scheme in the city is detailed below :—

Privies in private building.

- (a) No. of privies converted into W. C. 2 Nos.
 (b) No. of privies on which the work was still in progress. Nil.
 (c) Fresh notices issued.

Privies in Municipal Buildings.

- (a) Estimates prepared for connecting cesspools of 12 Nos. of seats.
 (b) Direct drainage connections after dismantling the existing septic tanks for A. L. Home Wadala.

General Comments.—Maintenance work was carried out at the Biological installation at Banganga at the total cost of Rs. 14,340. Total quantity of sewage treated at the Biological Installation at Banganga was 57 cu. meters. Chokes were removed by the mobile gangs. Special gang were also detailed for prevention or abating the flooding nuisance in the City.

V.—PRIVATE BUILDINGS CONSTRUCTIONS (CITY)

Building proposals.—1,082 Proposals were received during the year. Out of these, 334 were under Sect on 337 of the B. M. C. Act for construction of new buildings and 748 proposals under Section 342 of the said act for additions and alterations to the existing buildings. The corresponding figures of the proposals under the above sections of the act for the previous year were 770 and 452 respectively.

New Buildings.—The position of residential tenements constructed by different agencies (other than Municipal) is as under :—

Agencies.	No. of proposals
(a) Private enterprises	... 99
(b) Co-operative Societies	... 7
(c) Employers for their employees	... 5

The number of proposals for non-residential buildings received during the year under report was 107.

Building collapse.—143 buildings or portions thereof collapsed during the year as against 98 buildings during the previous year. 54 persons were injured and 11 were killed as a result of these collapses. The estimated damage to property was Rs. 56,11,475.20.

Actions under relevant Sections of the Municipal Act.—8643 Notices were issued during the year under different sections of the Municipal Act. 3551 Notices were complied with during the year and 5092 were still pending compliance at the close of the year.

Removal of unsafe buildings.—37 Unsafe buildings or portions were removed departmentally under Section 489 of the Act as against 153 removed in the previous year. The following table shows comparative figures for the two years.

	1967-68	1968-69
(1) No. of actions taken departmentally	... 153	276
(2) Expenditure incurred	... Rs. 62,153.00	88,410.29
(3) Irrecoverable expenditure	... Rs. 119.78	958.29

Authorities granted under Section 499 of the Act.

Authorities to carry out repairs were granted to tenants under Section 499 of the Act in respect of 126 buildings as against 169 buildings during the previous year. 1472 Tenants as against 3,090 during the last year took advantage of the same.

Unauthorised structures.—During the year 2280 unauthorised structures were detected in the City. In addition 327 cases of previous year were pending disposal. Unauthorised works in 334 cases were removed by the parties themselves while in 465 cases the unauthorised works were removed departmentally under Section 352-A of the Act.

Complaints from the public.—35076 complaints were received from the public during the year as against 18,076 complaints during the last year. Out of these 35055 complaints were looked into and disposed of at the close of the year.

Technical Unit.—Special technical officer continued to scrutinize the structural designs (both R. C. C. and R. S.) submitted by the Architects or structural engineers for erection of new buildings and for the additions and alterations in the city of Bombay during the year under report. He also inspected the work of buildings periodically.

He also inspected buildings in Bombay referred to him by other departments and offered his remarks as regards structural stability or soundness.

House Numbering.—The work of assigning numbers to the newly constructed properties and fixing number plates was continued throughout the year.

VI.—MECHANICAL BRANCH.

Municipal Workshops.

During the year under review the Municipal Workshops received 3,489 fresh jobs. Total number of jobs completed during the year was 3,148. The total expenditure on the departmental works amounted to Rs. 7,32,744 as against Rs. 7,21,008 in the previous year. The upkeep and overhead charges amounted to Rs. 2,00,495 which worked out to 22 per cent of that incurred on labour and store. The labour strength during the year was 440 and there were 298 working days during the year.

In the machine shop besides day to day maintenance and repairs works, various types of articles such as 4 Nos. of pump casings, 300 Nos. of forks for trolleys in hospitals, 2 Nos. of Impellers, 40 Nos. of screw jacks, etc., were manufactured. In addition to above, certain jobs of special nature such as complete overhauling of sewage pumps, water pumps including replacements of casings, impellers, bends, etc., were carried out. Chain pulley blocks of other sister departments were tested and certificates of testing issued.

In the boiler shop rectangular dust bins were manufactured out of old asphalt drums. These bins are generally kept on road side for collection of refuse. In addition to this, a number of hand carts, wheel barrows and storage tanks were fabricated for the use of various Municipal departments. Certain jobs of special nature such as cleaning rods for sewers, hot drums for asphalt plant, etc., were carried out.

In the carpentry shop, in addition to the usual works of repairs and polishing to chairs, tables, etc., the work of manufacturing new pigeon hole cupboards, wooden counters, dressing tables, fuming chambers was carried out. Also hand carts and wheels required by Road Department and Wheel barrows required for Conservancy Department were manufactured and supplied.

In the Foundry shop besides normal production of ferrous and non-ferrous articles, some casting of special nature like pump casings, impellers, wearing plates bearing houses and a special type of hubs for skoc were prepared. Scheduled castings required by C. S. were also supplied. During the year the staff of Productivity Department studied the working of the foundry department and suggested some means for increasing its out put. M. C. was pleased to sanction additional staff and the output was increased by 40 per cent. Actual figures of production are shown in the Appendix No. 16.

In the painting shop works such as painting of transport vehicles, hand carts, steel furniture, hospital furniture, etc., were carried out.

DESIGN SECTION.

This section carries out the work of preparing estimates for all types of Mechanical Works of this department. This section prepares drawings, blue prints and specifications for machinery, furniture and other mechanical equipments for various departments. It invites tenders and sealed quotations for all types of Mechanical jobs. It is also responsible for execution of all outdoor mechanical jobs.

The following important items were carried out during the year under report :—

- (1) Preparation of specifications, drawings and schedules of quantities for inviting tenders for thirteen booths for bye election in Mumbadevi Ward, held in March 1969.
- (2) Preparation of drawings and specifications for wooden and steel furniture for various departments.
- (3) Drawings and specifications were drawn, tenders invited and work got executed through contractors in respect of replacement of a chimney at Asphalt plant, Worli.
- (4) One Air Compressor Plant was installed and commissioned at the Nair Hospital.
- (5) Drawings and specifications were drawn for following works :—
 - (a) Extension of Laundry at Bhoiwada.
 - (b) New rat incinerator plant at Haffkine Institute, Parel.
 - (c) New centralised steam plant at K. E. M. Hospital.
 - (d) Providing and installing one exhaustor at M. M. Press.
 - (e) Replacing chimney of Pegson Plant at Asphalt Plants, Worli.
 - (f) Providing and installing a Diesel Engine driven pumping set at New Building of Nair Hospital.
- (6) The following important jobs were carried out departmentally.
 - (a) Replaced broken flood gates at Irla Nala and Malvani.
 - (b) Repaired flood gate at Cleaveland Bunder.
 - (c) Replaced air ducting 25 R. Metres at Dadar Purification Works.
 - (d) Completely dismantled H₂S Tank at Dadar Purification Works.
 - (e) Constructed one steel platform at Globe Mill Passage pumping Station.
 - (f) Cemented a part of the flooring in carpentry section in Municipal Workshop, measuring about 30m x 15 m.
 - (g) Shifted one drilling machine from Asphalt Plant and installed it in Municipal Foundry.
 - (h) Installed one new centre lathe in machine shop.
 - (i) Shifted one Pug-Mill from the existing position in Foundry to the extended portion of the Foundry.
 - (j) Removed two vent shafts, one from Colaba Purification Plant and the other from L. N. Road, Matunga.
 - (k) Removed about 100 Nos. of stone blocks weighing about 1 to 5 tonnes from "Kala Ghoda" site, near Museum.
 - (l) Repaired three spiral staircases at Sabu Siddick Chawls.
 - (m) Purchased and installed one water pumping set at Victoria Gardens.
 - (n) Purchased one water pumping set for the Nair Hospital.
 - (o) Repairs carried out to steel furniture at various Hospitals in the City and Suburbs.
 - (p) About 121 Nos. of overhead storage tanks were repaired.
 - (q) Collapsible doors, rolling shutters, railings, water pumps, gymnasium apparatus chimneys, etc. were repaired.

This year 16 tenders including sealed quotations were invited. This section submitted 120 estimates amounting to Rs. 1,33,902. 83 new drawings were prepared. 60 Nos. of re-tracings were done and 45 sketches were drawn. 1525 Nos. of blue prints of drawings were prepared. This year 1216 outdoor mechanical jobs were carried out at a total cost of Rs. 3,14,282.

Electrical Section (City and Suburbs).

The Electrical Branch consists of following five sections and they were working under the control of an Executive Engineer Mechanical (Electrical Installations.).

- (1) Repairs and Maintenance Section.
- (2) Ward Maintenance Section.
- (3) Planning and Design Section.
- (4) Building Construction Section.
- (5) Air conditioning and Refrigeration Section.

The first two sections are situated in the Municipal Workshops at R. S. Nimkar Marg (Foras Road), and rest of the three sections are situated in the Municipal Head Office Extension Building.

- (1) The Repairs and Maintenance Section is looking after the repairs and Maintenance Works of the Electrical Installations and Machinery installed at the following places :—
 - (1) Municipal Head Office and all the Ward Offices in the City.
 - (2) Municipal Hospitals including Medical Colleges, Nurses Quarters, R. M. O.'s Quarters and Students Hostels.
 - (3) Sewage Pumping Stations, Air compressor stations, and sewage Purification Works in the City.
 - (4) Electric Crematorium at Chandanwadi.
 - (5) Cold storage Plant at M. J. P. Market.
 - (6) Asphalt Plant, Worli.
 - (7) Municipal Power Laundry, Sewri.
 - (8) Transport Garages in the City.
 - (9) Municipal Workshops.
 - (10) Fire Brigade Stations.

The major repair works are carried out through Private Agencies by inviting tenders or quotations and minor works are carried out departmentally. The details of works carried out by this section during 1968-69 are as follows —

- (1) In all 33 estimates amounting to Rs. 1,52,685 were prepared.
- (2) About 673 indoor and outdoor jobs costing Rs. 3,02,004 were carried out either departmentally or by contract by inviting quotations and tenders.
- (3) Incomplete works originally entrusted to the contractors but not carried out by them were attended departmentally costing Rs. 1,00,000.
- (4) No major break down or accidents occurred during the year under report.

(2) Ward Maintenance Section is mainly responsible for giving technical guidance to the Electrical Overseers working directly under the respective Ward Officers in their day to day working. However, all the major works out of Revenue Budget pertaining to the City Wards such as rewiring of staff quarters Municipal Primary schools, Markets, Maternity Homes, Welfare Centres, Gardens and Public Parks, Kreedha Kendra and Open Air Theatres and Public Sanitary Conveniences, were executed by this section by inviting Tenders or Quotations. The details of works carried out by this section during the year 1968-69 are as follows :—

- (1) In all 62 Estimates amounting to Rs. 6,21,031 were prepared during the year under report for works of rewiring, additions or alterations to existing electrical installations and providing water pumping sets, etc.
- (2) 10 draft tenders were prepared.
- (3) 6 Tenders amounting to Rs. 1,34,890 and 51 Quotations amounting to Rs. 1,45,823 were recommended.
- (4) Some of the existing Water pumping sets were provided with automatic working arrangements to reduce cost of manual labour and to give better performance.
- (5) The work of rewiring of some of the H. S. staff Buildings and providing individual electric meters in the staff buildings was also done.

(3) Planning and Design Section is entrusted with preparation of estimates and invitation and recommendation of Tender for Electrification works in the newly constructed Municipal buildings out of Loan Works throughout the Greater Bombay. The details of works carried out by this section during the year 1968-69 are as follows :—

(1) Works in the City.

- (i) In all 12 estimates amounting to Rs. 11,30,498 were prepared.
- (ii) 6 draft tenders were prepared.
- (iii) 28 tenders amounting to Rs. 18,53,626 were recommended. This includes 16 Tenders of last year.

(2) Works in Suburbs.

- (i) In all 17 estimates amounting to Rs. 17,82,400 were prepared.
- (ii) 5 Draft Tenders were prepared.
- (iii) 19 tenders (including 4 from last year) amounting to Rs. 3,37,676 were recommended.

(4) Building Construction Section is entrusted with the execution and supervision of Electrical Works in respect of contracts awarded by the above Planning and Design Section including allied works to be carried out through the B. E. S. & T. Undertaking, the B. S. E. S. Ltd. and Thana Electric Supply Co. Ltd. There were 16 works amounting to Rs. 1,47,038.00 completed and 22 works amounting to Rs. 13,92,514 were in progress during the year under report. The following statement 'A' gives details of the works.

Further, 24 works amounting to Rs. 4,98,730 were completed and 23 works amounting to Rs. 6,13,027 were in progress so far as Suburban area is concerned. The following statement 'B' gives details of the work.

(5) Air conditioning and Refrigeration Section is entrusted with the work of preparation of estimate for purchase of Plant and Machinery required by all the Municipal Departments including Hospitals and Medical Institutions, etc. out of Loan Works and Revenue Budgets. This section also looks after the work of invitation of Tenders and Quotations for the purchase of above plant and machinery. There is no separate section for looking after the needs of Suburban Establishment. This section is also entrusted with the repair works and all the major repair works are carried out through contractors.

STATEMENT 'A'.

ELECTRICAL BRANCH (CITY).

Works pertaining to Building Construction.

Serial No.	Description.	No. of works completed.	Total cost of work.		Total No. of works in progress.	Total cost of works in progress.	
				Rs.			Rs.
1	Schools	4 Nos.	1,12,498.00		4 Nos.	97,875.00	
2	Ward Offices	
3	Markets	1 No.	70,456.00		1 No.	2,38,501.00	
4	Hospitals, Dispensaries, Maternity Homes, Nurses Quarters, Medical Colleges, etc.	2 Nos.	7,20,931.00		2 Nos.	1,35,856.00	
5	Housing	2 Nos.	19,646.00		6 Nos.	4,88,923.00	
6	Gardens	1 No.	1,55,000.00		
7	Miscellaneous	2 Nos.	12,597.00		
8	Air-conditioning Plants	1 No.	68,888.00		
9	Electric Lifts	1 No.	2,88,110.00		5 Nos.	3,77,280.00	
10	Machinery (Pumping sets, etc.)	2 Nos.	22,256.00		3 Nos.	54,079.00	
	Total	16 Nos.	14,70,380.00		21 Nos.	13,92,514.00	

STATEMENT 'B'

ELECTRICAL BRANCH (SUBURBS).

Works pertaining to Building Construction.

Serial No.	Description.	Works completed.		Works in progress.	
		No. of works.	Amount.	No. of works.	Amount.
1	Schools	7 Nos.	83,218.00	9 Nos.	1,47,914.50
2	Ward Offices	1 No.	13,121.00
3	Hospitals, Dispensaries, Maternity Homes, Nurses Quarters, Medical Colleges, etc.	8 Nos.	2,69,306.75	3 Nos.	86,339.25
4	Markets	1 No.	7,168.00
5	Housing	2 Nos.	10,517.50	2 Nos.	1,09,327.25
6	Gardens
7	Miscellaneous	2 Nos.	26,381.40	2 Nos.	67,886.50
8	Electric Lifts	1 No.	46,440.00	4 Nos.	1,71,720.00
9	Air-conditioning plants
10	Cemeteries	2 Nos.	42,577.00	3 Nos.	29,839.00
	Total	24 Nos.	4,98,729.65	23 Nos.	6,13,026.50

SEWAGE PURIFICATION PLANTS

Love Grove Sewage Pumping and Treatment Plant Pumping Stations

(1) *Old Pump House.*—The vertical sulzer pumps as well as vicker's gill pumps were operated during the year. The two vertical sulzer pumps were in operation for 4182 hours and 15 minutes and two Vicker's gill pumps for 4353 hours and 30 minutes during the administrative year. The old pump house pumped out 43,362.07 Million litres of sewage directly to sea. 2,358.70 Cu. metres of silt and 112.21 Cu. Metres of screenings were removed from the sewage.

(2) *New Pump House.*—The four pumps actually worked a total of 13,756 hours and 45 minutes discharging in all 1,25,074.10 Ml. Metres of sewage. Prior to pumping, 139.23 Cu. Metres of screenings were removed from the Sewage.

Sufficiently low levels of sewage were maintained during the night time in the fair season to facilitate the work of cleaning main sewers.

(3) *Detritus Plant.*—The detritus plant was commissioned in the last week of July 68 and is working satisfactorily. During the year 1,310,856 Cu. Metres of silt and 279.32 Cu. Metres of screenings were removed.

(4) *Purification Plant.*—The work of repairing revolving mechanism of primary settlement tank No. 1 was entrusted to Messrs. Hindustan Construction Co. Ltd. on 4-10-1968 and the same was in progress. The work of repairing sludge lifting pipes of primary settlement tank No. 2 was carried out by Messrs. R. Dilip and Co. and the plant was put into commission in the last week of July 1968.

(i) Total sewage treated ¹	15,913.18 M. Litres.
(ii) Raw Sludge pumped into Digestion tanks	87,527.34 · 10 ³ litres.
(iii) Digested sludge removed	3,336.08 × 10 ³ litres.
(iv) Gas generation	2,59,566.26 Cu. Metres.
(v) Sludge dried and sold manure	570.528 Cu. Metres.

(5) *Flood Gates.*—Flood gates at Cleveland Bunder, L.G.P. and Dharavi were in proper working order.

Colaba Purification Plant.

The following are the units under the supervision of the Sub-Engineer Colaba :—

(A) Colaba Air Compressor Station and Ejectors in the Southern Part of Bombay.

(B) Afgan Church pumping station.

(C) Colaba Sewage Purification Plant.

(a) The Compressors and seven ejectors worked satisfactorily.

(b) and (c) Colaba Purification Plant and Afgan Church Pumping Station.

(1) The complete overhauling work of Primary settlement tanks Nos. 1 and 2 was carried out.

(2) C. I. casing of the centrifugal pump on trolley was found worn out. The same was replaced by a new one made in the Municipal Workshop.

(3) The 95 teeth sproket wheel of the Aeration Row No.2 was found worn out. Steps were taken to get a new one manufactured from a local firm after inviting sealed quotations and to replace the old one.

(4) C. I. cover of the casing of the 1 M. G. D. pump at A. C. pumping station was found worn out. Steps were taken to get a new one manufactured in the Municipal Workshop and replace the old one.

(5) Final settlement tank No. 1 was isolated from November 68 for complete overhauling work including regrouting and re-alignment work of rails and replacement of 38 C. M. seal chamber and 30 C.M. syphon pipes. The work was in progress.

(6) In October 1968 it was found that the 38 C.M. rising main of the pumping station was burst behind the bus stop of Afgan Church. The defect was rectified by renewing two pipes of the rising main. The line was put into Commission within 4 days.

Painting of the iron and steel materials is undertaken at last twice in a year as there is a lot of corrosion due to vicinity of Sea as well as presence of H₂S in the surroundings.

Laboratory tests are still being carried out for the speedy removal of H₂S from sludge gas.

A statement showing monthly figures of sewage sludge, etc. for the year under report is given at Appendix No. 17.

Sewage Pumping and Compressor Stations.

All the sewage pumping and Compressor stations worked satisfactorily during the year.

The pumping station at Duncan Causeway which was being operated only off and on was put into regular commission in November 1968 after obtaining the sanction for full staff. The security guards were then removed from there. From a mere sewage discharge of 1,87,890 Litres/day in November 1968, it discharged 12,31,560 litres/day in February 1969.

The new station at the Salt Pan Land was being operated from April 1968. Two pumps earmarked for Narialwadi Pumping Station were installed at the Salt Pan Land to be replaced later by the Jyoti Pumps which were to be available later.

Yearly report of Pumping and Compressor Stations in the City appears at *Appendix No. 18.*

Municipal Power Laundry

The Contractors Messrs. Greaves Cotton and Co., Ltd., completed the work of installation of the new Boiler and the same was commissioned from 19-10-1968.

The functioning of the Laundry was studied by the Productivity team and as suggested by them tenders were invited for the following :—

- (1) Remodelling of the Steam supply system to ensure supply of steam at requisite pressures to Washing machines and to the drying section.
- (2) Installation of two washing machines and one hydro-extractor in stock with us.

The Municipal Power Laundry rendered washing services to the following institutions of the Corporation.

- | | |
|------------------------------------|--|
| (1) K. E. M. Hospital. | (2) L. T. M. G. Hospital. |
| (3) B. Y. L. Nair Hospital. | (4) G. T. B. Hospital. |
| (5) Kasturba Hospital. | (6) E. N. T. Hospital. |
| (7) R. P. T. B. Hospital. | (8) Bellasis Road Maternity Home. |
| (9) Naigaum Maternity Home. | (10) Prabhadevi Maternity Home. |
| (11) Victoria Road Maternity Home. | (12) Kamathipura Maternity Home. |
| (13) Bhajekar Hospital. | (14) All the Hospitals and Maternity Homes at Bandra, Kurla, Rajwadi, Ghatkopar, Kherwadi, Chembur in Suburbs. |

The rate of washing was fixed at Rs. 25 per 100 pieces of linen. The total No. of linen pieces washed during the year under report was 30,69,309.

VII.—TRANSPORT BRANCH

The Transport Branch is essentially a service department providing transport vehicles to other Municipal Departments for rendering several obligatory and discretionary civic services. The department's functions are —

- (i) Operation of vehicles and/or trailers for civic departments.
- (ii) To keep the maximum number of these vehicles on road by execution of periodical repairs and maintenance-routine as well as preventive-of these vehicles to ensure full utilisation and better turn out.
- (iii) Planning the improvement and enlargement of the Municipal fleet to meet the growing demand from the departments.

By and large these functions have been carried out satisfactorily by the department during the year under report.

The existing Transport fleet comprises of about 27 different makes and types, many of which have become obsolete. Considering the useful life of the vehicles as 10 years, about 43 per cent. of the total fleet has outlived its useful life span. Due to this multiplicity of makes and models with paucity of spares for old obsolete vehicles, it has been a stupendous task to maintain them in running condition at all times. With all these difficulties, the efficiency rate was maintained between 70 to 80 per cent. during the year. In order to do away with these difficulties, it was decided to standardize fleet for various services. With this view in mind, a beginning has been made by the purchase of 128 Nos. Tata-Mercedes Benz trucks as a first phase of standardization and replacement of old vehicles.

On the material management side the automobile stores has been reorganised which has shown savings in purchase expenditure and the cost of inventory has been kept to the minimum.

The department continued to provide two crane-vehicles at the disposal of the Traffic Department for lifting the vehicles found discarded or causing obstructions to traffic on busy streets/roads.

With a view to minimising the nuisance of stray cattles on busy City roads, a suitable vehicle was prepared and kept at the disposal of City Traffic Police to be operated by their staff for lifting such stray cattles and transporting them to different cattle pounds.

City Fleet

At the beginning of the year, the City fleet had 327 vehicles and 280 trailers. 44 vehicles were added during the course of the year and 35 vehicles were scrapped.

The vehicles are garaged as under .—

- | | | |
|--|-------|---------------------------------------|
| (1) E/E Ward Garage, Agripada | ... } | Refuse vehicles. |
| (2) D/Ward garage, Annesley Road | ... } | |
| (3) C/North garage, Dadar | ... } | |
| (4) Prbhadevi Garage at the junction of Gokhale Road and N. M. Joshi Marg. | | Refuse as well as Transport vehicles. |

- (5) Ambulance garage, Sane Guruji Road ... Ambulances for infectious diseases and hearses, V. I. P. cars, School buses, etc.
- (6) Municipal workshop at Nimkar Road ... Meat Vans, Offals and other vehicles.

The cleaners on the refuse and cesspool service were discontinued and the work was allotted to the attendants from the Head Supervisor's staff. This reorganisation has resulted in introducing permanent savings in operational cost.

The existing garaging places and workshops space are far too inadequate for the magnitude of work expected of the section. The present garages and workshops are located in congested residential localities and have little scope for expansion to take extra services. Efforts to procure suitable sites for a central workshop and the garages are being made in due consideration of the development plan.

The expenses of the department are met from the Suspense Accounts and the same are reimbursed by preferring the bills against the departments utilizing the vehicles.

VIII.—FACTORY SECTION

During the year under report 811 permits were issued. Under Section 390 of the Bombay Municipal Corporation Act 1158 prosecutions were launched against the owners of the factories for running the same without permits and the amount of Rs. 18,221.00 was recovered as fine. In all 216 complaints were received and the same were investigated and the action taken wherever necessary. Total revenue collected was Rs. 3,15,339.38

IX.—CONSERVANCY BRANCH.

Street cleansing and collection, Removal and Disposal of refuse.

All the public roads, foot paths and house gullies were cleaned daily in the morning as well as afternoon.

The refuse collected during street cleansing operations as well as from the residential premises was regularly removed by engaging necessary mechanical traction.

The final disposal of refuse was carried out by reclaiming low lying lands at Deonar and also at Dharavi. The average daily out put of refuse removed was about 1,750 tons.

Transport (Refuse Fleet).

The following Municipal Transport was utilised for collection and transporting of refuse.

(1) Scammell Refuse Trailers	185 Nos. per shift.
(2) Motor Lorries	18 Do.
(3) Scammell Horses	16 Do.
(4) Trailer tractor combination	8 Do.
(5) Trailer traction	20 Do.
					247

As the above Municipal fleet under reference was absolutely inadequate for the regular removal of refuse lorries were hired from private contractors.

Collection, Removal and Disposal of Night Soil.

Collection, removal and disposal of Night Soil and Cesspool effluent was carried out from 1153 privy seats existing in F and G Wards by engaging 5 cesspool lorries. The maintenance of public Sanitary conveniences was also done.

Dog Licensing Destruction and Immunization work.

The work of licensing pet dogs as well as capturing and destroying stray dogs was carried out throughout the year. During the year under reference 8290 pet dogs were licensed and 33,699 stray dogs were captured and destroyed.

Removal and Disposal of Dead Animals.

Dead Animals from the City were removed to Deonar. 441 big animals and 34,450 small animals including the carcasses of dogs were removed to the Mahalaxmi siding.

Veterinary Services.

The Veterinary Section of this Branch was in charge of the Hospital of Infectious Diseases of animals at Mahalaxmi Siding. Animals from private owners were also admitted in these Hospitals on payment of fixed fees. Immunization of pet dogs was also carried out at different Anti Rabic Centres and 424 dogs were immunized.

Private stables were visited for detecting infections of Rinderpest Milch Cattle arriving in the City were immunized against Rinderpest. The total number of animals immunized was 52556 and 55 suspected cases were kept under observation.

Conservancy and Special Halalkhore Services.

These services were rendered to Circuses, Exhibitions, Big concerns, Industrial Establishments, etc. on payment of scheduled charges and an amount of Rs. 5,81,734.94 was collected on this account.

Sweepers' Chawls.

The Labour Chawls in charge of Conservancy Branch were regularly inspected and prompt action taken for rectifying sanitary as also structural defects noticed. Out of 7000 employees about 50 per cent. staff have been provided with housing accommodation.

Co-operative Credit Societies for the Labour Staff.

There are in all 12 co-operative Credit Societies with an aggregate membership of 5528 members for the benefit of the Labour employees of this Branch. The share capital subscribed is Rs. 34,18,044.00. The working of the Co-operative Credit Societies is satisfactory.

There was one Award in respect of demands of Mukadams of Conservancy Branch, given by Shri Taqi Belgrami.

Removal and Disposal of Town Refuse at Deonar.

About 1,000 acres of land spread over about four portions of deep creeks at Deonar is taken over on lease from the Government by the Corporation to face the problem of disposal of city refuse as well as to reclaim creek land in the Khajans at Deonar. The area is considerably large and the site will be available for dumping refuse for about 50 years next.

Major portion of city refuse from A, B, C and D wards, is generally collected at Mahalaxmi Siding and transported from there to Deonar reclamation ground for disposal by two trains daily each containing of about 30 refuse wagons having an average capacity of 17 tons approximately. The refuse from other wards viz. E to G was dumped at Dharavi.

Details of refuse transport :

Serial No.	Particulars	Current year 1968-69	Previous year 1967-68
1.	No. of refuse wagons received,	18,747	19,123
2.	Quantity of refuse at average 17 Tonnes per wagon	3,18,699	3,25,091
3.	Cost of Haulage	Rs. 3,66,125	Rs. 2,89,924
4.	Cost of unloading,	„ 5,56,278	„ 4,99,946
5.	Cost per ton for haulage and unloading... ..	„ 2.89	„ 2.43
6.	Cost per ton for the entire expenditure of K. D. Railways	„ 3.57	„ 3.08

The position of the municipal rolling stock at the end of the year was as under :

Serial No.	Description	No. of wagons
1	Refuse wagons in running condition	85
2.	Silt wagons in running condition
3	Brake vans in running condition	2
4	Sick wagons	44

As the number of wagons was insufficient to deal with the huge quantity of city refuse and to minimise the charges required to be paid for hire of 61 wagons from Western Railway 100 Nos. of Serviceable Wagons were proposed to be purchased from the Central Railway and the proposal was still under correspondence with the Central Railway.

The hire charges per day per wagon were Rs. 5.08. The cost of maintenance of Mahalaxmi Siding and Chembur came to Rs. 20,886.00.

The length of the main line and loop siding was 6,700 running feet. In order to extend the tracks, the track materials e. g. sleepers (Salwood) Bolts and Nuts, W. I. Spikes, Bahul Wood Keys, Iron Keys, etc., were purchased to the extent of Rs. 20,000. Length of Temporary siding was varied by extending tracks from time to time in order to extend the space of refuse dumping operations.

As per the recent survey work, the low lying land reclaimed admeasured 475.53 acres. During this year only 5.53 acres of land was reclaimed.

Total income derived from various sources i.e. sale of right of cultivation, ground rent of leased reclaimed land, etc. amounted to Rs. 86,204.

There were a number of rail breaking instances, 8 incidents of derailment of wagons, 2 incidents of engine derailment, 2 incidents of fire at refuse siding at Deonar but during all these incidents the work of hauling and unloading refuse was not hampered.

As the existing rail tracks (Main Line as well as Loop Line) are in a very bad condition being completely worn out it was proposed to replace the rail tracks of 31.4 Kgs. by 40.7 Kgs. and the Railway Authorities were requested to carry out the work in order to avoid the accident such as derailments, etc., due to the breakage of the old and worn out rails.

The amenities e. g. Primary Education, Welfare Centre, etc. provided in Municipal Labour Camp at Chembur were continued.

X—DEVELOPMENT BRANCH

During the year under report, many proposals received from the Government under Section 37 of the M. R. and T. P. Act, 1966, giving directives to the Municipal Corporation of Greater Bombay for modifying the Development Plan, were put up to the Corporation. Sanctions of the Corporation and the Government in this respect were awaited.

Development plans for the City wards were got printed and tracings for the Suburban Wards Development Plans were also prepared during the year under review.

Many Development Plan roads and reservations were demarcated on site at the instance of the private parties, architects or Government and Municipal Departments.

Complaints were received from the Architects and private parties regarding hardships caused in adhering to the final Development Control Rules and the difficulties they are required to face in practice while implementing the same. After thorough consideration, some proposals, were put up to the Corporation requesting their sanction to approach the State Government under Section 37 of the M. R. and T. P. Act, 1966, to modify the D. C. Rules in order to tide over the genuine difficulties experienced by the Architects.

Acquisition of land (within City limits)

Possession of 7 properties was obtained through Land Acquisition Proceedings and 2 properties were acquired by negotiations. Awards were made by the Special Land Acquisition Officer in respect of 5 properties. Proceedings under Land Acquisition Act in respect of 87 properties were in progress. Proceedings to acquire land by negotiations were in progress in respect of 44 properties. Set back land rates in respect of 6 set back cases were fixed for making payment of compensation of land acquired for widening of various roads and lanes and standard rent in respect of 32 municipal properties was fixed up. Reserved bids in respect of 97 properties to be put to auction for recovery of arrears of assessment dues, etc., were fixed.

Acquisition of lands (Within Suburban areas)

Possession of 7 properties was obtained through Land Acquisition Proceedings and 3 properties were acquired by negotiations. Awards were made by Special Land Acquisition Officer in respect of 16 properties. Proceedings under L. A. Act in respect of 77 properties were in progress. Proceedings to acquire land by negotiations were in progress in respect of 153 properties. Setback land rates in respect of 135 setback cases were fixed for making payment of compensation of land acquired for widening of roads and lanes and standard rent in respect of 22 municipal properties was fixed up. Reserve bids in respect of 70 properties to be put to auction for recovery of arrears of assessment dues, etc., were fixed.

XI—TOWN PLANNING SCHEME

As reported in the Administration Report of the previous year, the Town Planning Sections in the City, Suburbs and Extended Suburbs have been brought together and put under the charge of one Executive Engineer.

Within the limits of the City, there are 4 Town Planning Schemes as under :—

- (1) Town Planning Scheme for the Bombay City No. I (Mandvi and Elphinstone Estate).
- (2) Town Planning Scheme No. II (Mahim Area).
- (3) Town Planning Scheme No. III (Mahim Area).
- (4) Town Planning Scheme No. IV (Mahim Area).

All these are finalized schemes and the works included in the final schemes have been to a very large extent completed barring a few which cannot be completed on account of some technical difficulties like existence of structures, etc.

Out of the aforesaid four schemes, the last one had been declared for first variation and the draft scheme (1st varied) will be very shortly submitted to Government for sanction.

SUBURBS AND EXTENDED SUBURBS

A—PLANNING BRANCH

A—(a)—Planning (Architectural).

During the year, this section prepared plans and estimates in connection with different building works as summarised below :—

Particulars.	General building works in Suburbs and Extended Suburbs
I.—Contract Plans	137
II.—Cloth Tracing	109
III.—Paper Tracing	258
IV.—Blue Print Copies	5,945
V.—Block Estimates
VI.—Total amount of Block Estimates
VII.—Detailed plans and estimates completed in all respects (as shown below) ...	5
VIII.—Total amount of detailed estimates	Rs. 30,88,600.00
IX.—Draft tender	5
X.—Detailed Estimate in hand	5
XI.—Total approximate cost of detailed estimate in hand	Rs. 40,24,000.00

Particulars of detailed plans and estimates completed in all respects referred to above.

Particulars	No. of Estimates	Estimated cost
		Rs.
I.—Schools (permanent)	1	5,43,100.00
Schools (temporary)	1	34,100.00
II.—Centralised Ward Offices
III.—Markets
IV.—Markets (Temporary)
V.—Hospitals, Maternity Homes and Dispensaries	1	14,11,700.00
VI.—Miscellaneous works	2	10,99,700.00
Total	5	30,88,600.00

A—(b)—Planning (Bridges).

Particulars	Bridge Works
I.—Contract Plans
II.—Cloth Tracing
III.—Paper Tracing	14
IV.—Blue Print Copies	345
V.—Block Estimates	3
VI.—Total Amount of block estimates	Rs. 2,50,00,000.00
VII.—Detailed plans and estimates completed in all respects
VIII.—Total amount of detailed estimates
IX.—Draft Tenders
X.—Detailed estimates in hand... ..	5
XI.—Total cost of detailed estimates in hand	Rs. 1,33,70,000.00
XII.—Scrutiny of plans—	
(a) Railways	20
(b) Private Parties
XIII.—Scrutiny of estimates received from Railways	7

A—(c)—Planning (Sewers, S. W. Drains, Pumping Stations, etc.)

Particulars						
(1) Paper Tracing	55
(2) Cloth Tracing]	13
(3) Contract Drawings	415
(4) Blue Print Copies	3,192
(5) Amount of Estimates prepared	Rs. 1,75,53,184.03

A—(d)—Planning Electrical

Particulars						No. of Estimates	Estimated Cost
							Rs.
1. Schools	5	1,5 346.00
2. Centralised Ward Offices
3. Markets	1	71,000.00
4. Hospitals, Dispensaries, Maternity Homes and Medical Colleges	5	12,57,754.00
5. Housing
6. Cemetery	3	71,000.00
7. Miscellaneous	3	2,24,300.00
8. Gardens
9. Electric Lifts
10. Air Conditioning Plants
Total						17	17,82,400.00

(B) Road Construction Branch (Suburbs).

This branch is incharge of the works of (1) preparing plans and estimates of Resurfacing of existing roads, construction of new roads, widening of roads and improving private streets and construction of storm water drains. (2) invitation of tenders and awarding contracts of road and S. W. drain works (3) Execution of road and storm water drain works.

During the year this branch completed the works of construction of new roads, widening of the existing roads with footpaths and storm water drains as shown in the *Appendix No. 19* to meet the increased traffic requirements.

At the end of the year the works shown in the *Appendix No. 20* were in progress.

(C)—Upkeep, Maintenance and Repairs to Municipal Properties.

Buildings

An amount of Rs. 6,97,318.18 was spent during the year on normal repairs and monsoon works on 372 Municipal Buildings in the Suburbs whereas an amount of Rs. 3,72,423.48 was spent on 64 buildings in the Extended Suburbs. The repair work were carried out through the Petty Works Contractor. The expenditure on special repairs was Rs. 52,464.06 on the works carried out by the Petty Works Contractor in the Suburbs. The expenditure on special repairs carried out through Petty Works Contractor in Extended Suburbs arrived at Rs. 93,455.59. No special repairs works were carried out departmentally in the Suburbs and Extended Suburbs.

Roads

(1) The Length of various types of roads maintained in the Suburbs and Extended Suburbs was as shown below —

Serial No.	Type of Roads	Suburbs K.M.	Extended Subs. K.M.
1	Water Bound	9.90	3.74
2	Asphalt	295.25	121.55
4	Concrete	1,329.16	3.62
5	Unmetalled	1.71	6.1
Total		1,636.02	135.12

Important set backs added to public roads are shown in *Appendix No. 22* and information regarding improvement of private roads is given in *Appendices No. 24,25,30*.

Normal maintenance of Asphalt roads was carried out during the year at a total of Rs. 18,72,484.68 in the suburbs including cost of reinstatement of trenches opened by various departments and public utility concerns and at a total cost of Rs. 4 42,617.82 in the Extended Suburbs.

(2) *Foot paths*.—0.80 K. M. of footpaths were constructed during the year in the Suburbs and no foot-paths were constructed in the Extended Suburbs.

(3) *Measures to reduce floodings*.—Details of work are given in *Appendix No. 31*.

(4) *Street Name Boards*.—An amount of Rs. 1,01,407.00 was spent on fixing new street boards and repairs to the existing ones in the suburbs as against Rs. 30,947.00 in the Extended Suburbs.

(5) Details of works (other than sewage) carried out under "Loan Works" are given in *Appendix No. 23*.

SEWERS AND DRAINS

The works of cleansing pipe sewers, ovoid sewers, storm water drains and open drains were attended to and the total silt removed from the suburbs during the year was 28,042.04 M. T. as against 43 M. T removed in the Extended Suburbs.

MISCELLANEOUS WORKS

(1) *Village Amenities*.—Statement showing the works carried out and under "Village Amenities" appears at *Appendix No. 26*.

(2) *Public Sanitary Conveniences*.—Public Sanitary conveniences were constructed at various places in Suburbs as shown in *Appendix No. 27*.

Ferry Services

Ferry Services between Versova and Madh in 'K' Ward, between Marve and Manori in 'P' Ward and between Borivali and Gorai in 'R' Ward were operated through private contractors.

STREET LIGHTING

The number of street lights maintained in Suburbs was 1,00,446 during the year and 4,476 in extended suburbs and the total expenditure incurred was Rs. 23,16,195 and Rs. 8,89,664 respectively.

Appendices A and B show the progress maintained on lighting arrangements in suburbs and extended suburbs.

TRAFFIC

(1) Traffic islands were constructed at 8 junctions in the suburbs.

(2) Raising of traffic islands—1 No.

(3) Central divider line constructed along S. V. Road between Bazar Road Bandra and Bandra signal junction.

(4) Guard railings provided along S. V. Road, foot-path between Bazar Road and National Library Road, Bandra.

(5) Six school caution boards, were provided in suburbs and 7 in extended suburbs.

(6) Road surface markings were painted on all important roads in suburbs and extended suburbs. Plastic studs were used for demarcating pedestrian crossings, etc. in suburbs

(7) *Appendix No. 29* shows the roads along which regular lines were prescribed /revised.

(D)—Inspection and supervision of Private Buildings

The work of disposal of building plans in the Suburbs and Extended Suburbs was looked after by three Executive Engineers as under:—

(1) Executive Engineer Building (Proposals) Suburbs I —Wards L, M, N and T.

(2) Executive Engineer Building (Proposals) Suburbs II —Wards H and K.

(3) Executive Engineer Building (Proposals) Suburbs III—Wards P and R.

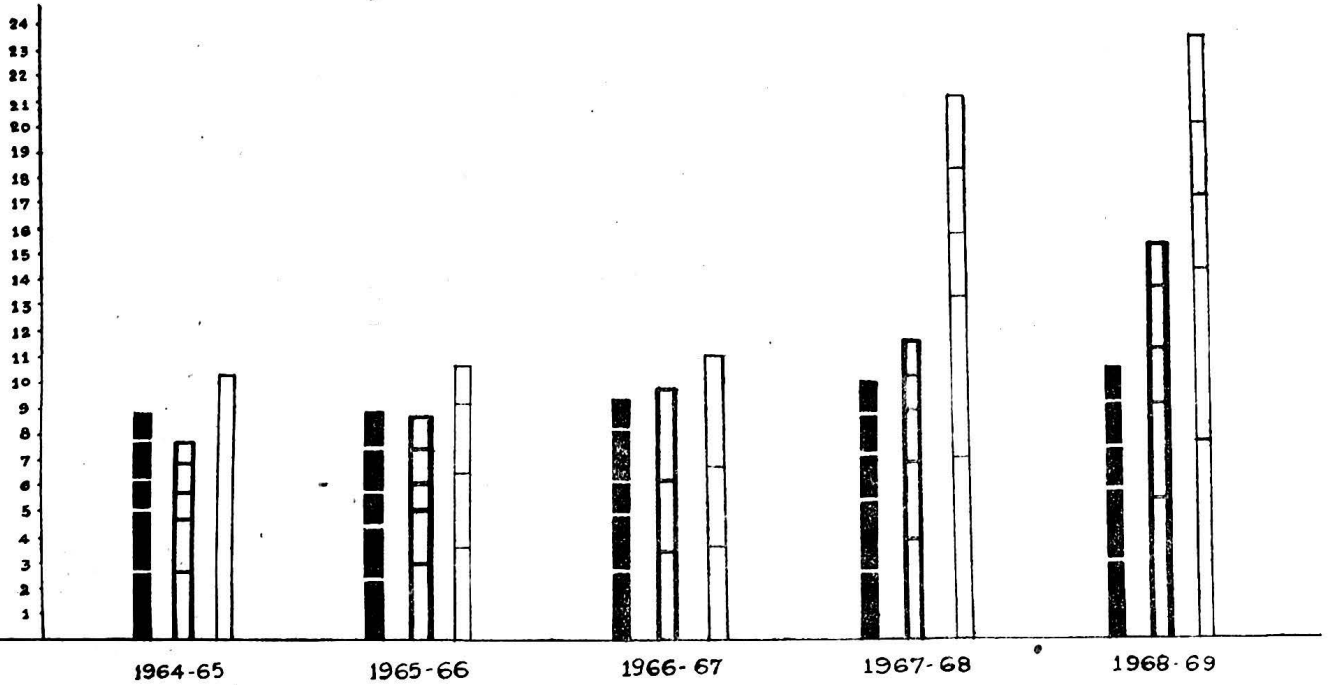
Private Building Construction (Suburbs and Extended Suburbs) Building Proposals—2,247 proposals under Section 337 and 342 of the Bombay Municipal Corporation Act for erection of new buildings and for additions and alterations to the existing buildings respectively were received during the year. The particulars are as under —

Wards.	PROPOSALS		Total No. of proposals
	Section 337	Section 342	
L, M, N and T	523	322	845
H and K	516	389	905
P and R	312	185	497
Total	1,351	896	2,247

APPENDIX-A

MUNICIPAL CORPORATION of GREATER BOMBAY
GRAPH SHOWING N^o of LIGHTS TOTAL WATTAGE &
EXPENDITURE ON LIGHTING IN EACH WARD OF SUBURBS
DURING THE YEAR 64-65, 65-66, 66-67, 67-68 & 68-69.

- INDEX :-
 1) SEGMENTS OF EACH VERTICAL COLUMN SHOWN FROM BOTTOM TO TOP
 INFORMATION PERTAINING TO H, K, L, M & N WARDS RESPECTIVELY.
 2) ON VERTICAL SCALE EACH UNIT REPRESENTS
 I) TOTAL N^o LIGHTS IN THOUSAND SHOWN THUS ■■■
 II) TOTAL WATTAG IN 100 K.W.S " " ■■■
 III) TOTAL EXPENDITURE IN LACS " " ■■■

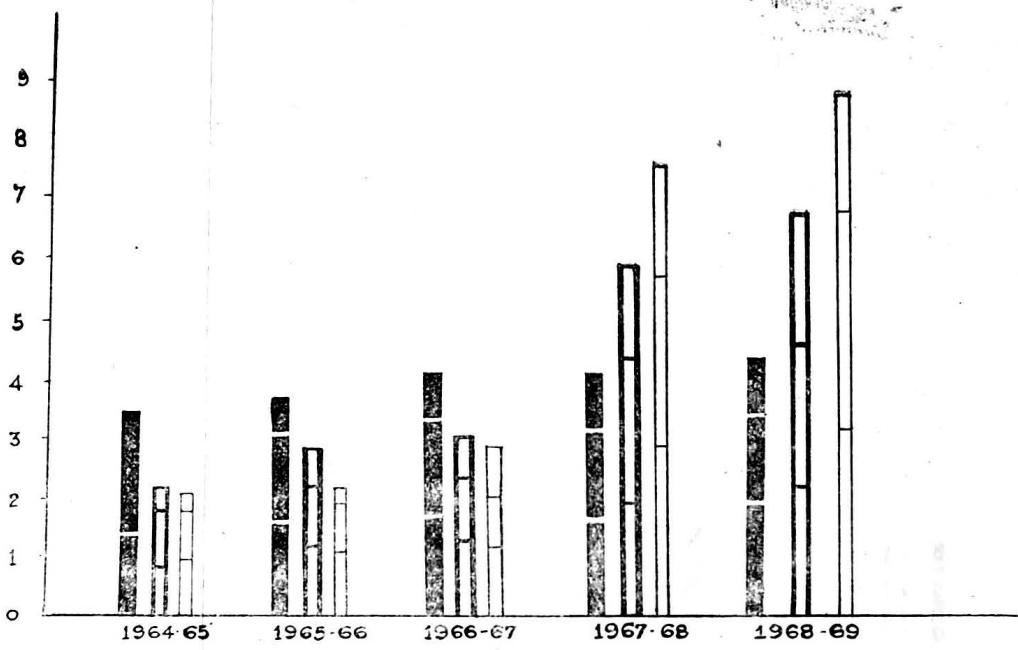


A.E.T.P.L.
 A.E.T.P.L.

APPENDIX-B

**MUNICIPAL CORPORATION of GREATER BOMBAY
 GRAPH SHOWING N^o of LIGHTS TOTAL WATTAGE &
 EXPENDITURE ON LIGHTING IN EACH WARD OF EXTD. SUBURBS
 DURING THE YEAR 64-65, 65-66, 66-67, 67-68 & 68-69**

- INDEX :-**
- 1) SEGMENTS OF EACH VERTICAL COLUMN SHOWN FROM BOTTOM TO TOP. INFORMATION PERTAINING TOP, R, & T WARDS RESPECTIVELY
 - 2) ON VERTICAL SCALE EACH UNIT REPRESENTS
 - I) TOTAL N^o LIGHTS IN THOUSAND SHOWN THUS -----
 - II) TOTAL WATTAGE IN 100 K.W.S " " -----
 - III) TOTAL EXPENDITURE IN LACS " " -----



A.E.
 T & L.

New Buildings.—The Position of residential and non-residential tenements constructed by different agencies (other than Municipality) is as under:—

Ward	NO. OF PROPOSAL UNDER AGENCIES		Employers for their employees
	Private Enterprises	Co-operative Societies	
L, M, N and T ...	841	157	30
H and K ...	828	199	31
P and R ...	493	29	4
Total ...	2,162	385	65

The No. of proposals for non-residential buildings by Private enterprises was 545.

	L.M.N. and T	H and K	P and R.	Total
(1) Proposals amended during the year...	225	805	222	1,252
(2) Building completion certificates disposed of ...	192	335	289	816
(3) Buildings sanctioned for occupation ...	104	333	21	458

Details of tenements constructed by private parties are given in *Appendix No. 28.*

City Survey work.

The work of surveying of all the villages in H and K wards was completed by City Survey Office.

The Surveywork of all the villages in L, M, N and T Wards was completed and the survey sheets were sent for printing by the City Survey Office.

The work of enquiries in the villages of P and R Wards was also completed and the sheets were sent for printing by the City Survey Office.

House Numbering.—The work of affixing House No. plates to the properties in certain areas of H and K Wards for which Works Committee sanction was obtained was completed and the temporary staff appointed for this purpose was discontinued. In all 5,644 No. plates were fixed in H Ward and 1969 in K Ward. The work of House Numbering in the remaining area of H and K wards can only be taken up when Government survey sheets are available.

Layouts amalgamations and sub-Division in the Suburbs and Extended Suburbs.

Ward	PROPOSALS FOR						
	Layouts		Amalgamations		Sub-Divisions under Section 302	Sub-Divisions under Section 303 by the S.C.	
	Received	Sanctioned	Received	Sanctioned			
L, M, N and T ...	61	15	18	4	28	4	
H and K ...	25	2	27	11	33	...	
P and R ...	16	6	13	11	25	13	
Total ...	102	23	58	26	86	17	

Unauthorised Structures.—During the year 3,242 unauthorised structures were detected in the Suburbs and 1,413 in the Extended Suburbs. In addition 1714 cases of previous year were pending disposal in the Suburbs and 1100 in the Extended Suburbs. Unauthorised works in 387 cases in the Suburbs and in 153 cases in the Extended Suburbs were removed by the parties themselves while in 963 cases in the Suburbs and in 242 cases in the Extended Suburbs the unauthorised works were removed departmentally under Section 352-A of the Act.

Complaints from the public.—The No. of complaints received from the public in the Suburbs and extended suburbs was 6422 and 803 respectively. The same were investigated and remedial measures were taken wherever necessary. Action in 2339 cases in the suburbs and in 451 cases in the extended suburbs was in progress.

Notices issued.—The No. of notices issued under different relevant sections of Bombay Municipal Corporation Act in the Suburbs and extended suburbs was 1660 and 2525 respectively. Prosecutions were launched against the hose-owners for non-compliance.

Building Collapse.—The No. of buildings or portion thereof collapsed during the year in the suburbs and extended suburbs was 13 and 3 respectively and the no. of persons killed and injured was 2 and 5 in the suburbs and no persons either killed or injured in the Extended suburbs. The estimated damage property was Rs. 14,000 in the Suburbs and Rs. 700 in the Extended Suburbs.

Set-back land added to public roads.—The total area of set back land added to the public roads in the suburbs during the year was 23,699.39 sq. mtrs, as against 10,505.52 sq. mtrs. in the Extended Subs. and the compensation claims settled during the year amounted to Rs. 3,99,061.75 and 1,48,996.03 respectively.

E.—Town Planning Schemes in Suburbs and Extended Suburbs

There are 25 Town Planning Schemes in the Suburbs.

(a) Following are the Town Planning Schemes which have been finalised and were in force.

*	(1)	Town Planning Scheme	Bandra No. I.	
	(2)	Do.	Bandra No. II (1st Variation).	
	(3)	Do.	Bandra No. IV	Do.
	(4)	Do.	Bandra No. V	Do.
	(5)	Do.	Bandra No. VI	Do.
	(6)	Do.	Bandra No. X	
	(7)	Do.	Sanctacruz No. I (1st Variation)	
	(8)	Do.	Santacruz No. III	Do.
	(9)	Do.	Santacruz No. IV	Do.
	(10)	Do.	Santacruz No. V	
	(11)	Do.	Santacruz No. VI (1st Variation)	
*	(12)	Do.	Vileparle No. I	Do.
	(13)	Do.	Vileparle No. IV & IVA	Do.
*	(14)	Do.	Andheri No. I	Do.
*	(15)	Do.	Andheri No. VI	Do.
	(16)	Do.	Ghatkopar No. I	Do.
	(17)	Do.	Ghatkopar No. III	Do.

The works included in these finalized Schemes have almost been completed except some which could not be completed due to the difficulties such as removal of hutments on the plots reserved for public purposes and roads. It is expected that some progress will be made in this matter, as the Ward Officers who are in charge of the implementation of the schemes were taking steps in that direction.

(b) *Draft Schemes and Variation of Schemes.*—The Town Planning Schemes which have been marked asterics under (a) above have been declared for variation so as to bring them in conformity with the final development plan as required under Section 39 of the Maharashtra Regional and Town Planning Act 1966 and the same have already been submitted to Government for sanction.

Town Planning Scheme Vileparle No. V has already been submitted to the Government for sanction.

(c) *Town Planning Schemes which are before the Town Planning Officer (Arbitrator under the Maharashtra Regional and Town Planning Act 1966):*—

(1)	Town Planning Scheme	Santacruz No. II	(1st variation).
(2)	Do.	Vileparle No. II	Do.
(3)	Do.	Vileparle No. III	Do.
(4)	Do.	Vileparle No. VI	Do.
(5)	Do.	Andheri No. II	Do.
(6)	Do.	Santacruz No. V	Do.
(7)	Do.	Bandra No. II	(2nd variation).
(8)	Do.	Ghatkopar No. II	(1st Variation).

The Schemes at Sr. No. 3, 4, 7 and 8 in respect of which the appeals were decided by the Tribunal of Appeal have been now submitted to Government for sanction.

Town Planning Scheme Bandra No. III (1st variation) was with the Town Planning Officer for re-drawing the same in the light of the decisions of the Board of Appeal, some of which are detrimental to the interest of the Municipal Corporation and hence a writ petition is filed by this department in the High Court in this connection.

Extended Suburbs.—There are 3 Town Planning Schemes in the Extended Suburbs.

(1)	Town Planning Scheme	Malad No. I	(1st variation.)
(2)	Do.	Borivli No. I	Do.
(3)	Do.	Borivli No. II	Do.

Out of these 3 the 1st one has been very recently submitted to Government by the Town Planning Officer for sanction, while the other two were before the Town Planning Officer.

As reported last year, it is intended to prepare Town Planning Scheme in the area of 'P' and 'R' Wards to ensure development of the area as per the proposals contained in the Final Development Plan. The work in this connection is in progress and a major part of the data is collected and it is hoped that it would be possible to declare intention to prepare the Town Planning Schemes in this area very shortly.

F.—FACTORY SECTION

The following table shows the position in the suburbs and extended suburbs of the Factory Section.

Serial No.	Particulars	Suburbs	Extended Suburbs
1	Applications received	561	424
2	Applications disposed of	530	362
3	Applications undisposed of	31	62
4	New permits issued	437	325
5	Old permits renewed	248	126
6	Prosecutions launched	458	650
7	Prosecutions decided in favour of the Corporation	251	455
8	Prosecutions pending	159	177
9	Fines recovered	Rs. 7,495	6,325
10	Complaints received	64	71

G.—SUBVENTION SCHEMES

(1) In all 185 notices under Section 231 were served and for 38 cases parties submitted their proposals and in 16 cases house-owners carried out the work in compliance with the notices served on them.

In all 75 notices under Section 248(i)(c) of the Bombay Municipal Corporation Act for conversion of basket privies into Water closets on full flushing system were served on the house-owners. In 10 cases privies were converted into water closets on full flushing system. The total amount of subsidy paid during the year was Rs. 21,800.00

(2) The Corporation under their Resolution No. 2102, dated the 17th March 1958 and No. 858, dated the 17th November 1958 had approved of granting subsidy of Rs. 200 per aqua privy seat and also similar subsidy for commodes being converted into W.C. on full flushing system on the basis of basket privies. For the expeditious implementation of the above scheme, the Corporation under their Resolution No. 292, dated the 6th July 1967, have sanctioned (1) an increased subsidy of Rs. 500 per privy seat converted into a water closet on full flushing system in sewered areas and (2) a subsidy of Rs. 800 per privy seat converted into a water closet on septic tank system in unsewered areas, in respect of the existing buildings only in the city, suburbs and extended suburbs.

(3) Similarly the owners from Suburban Areas have also been allowed to draw subsidy of Rs. 50 each per W.C. seat of the premises having septic tanks for disconnecting the flow of waste water from septic tanks and connecting the same to the Municipal sewers as per Corporation Resolution No. 794, dated the 24th October 1958 and Corporation Resolution No. 1770, dated the 31st March 1969.

H.—MECHANICAL BRANCH (North and Project).

The following sections are under administrative supervision and control of Executive Engineer Mechanical (North and Project).

- (1) Sewage Pumping and Purification Works in Suburbs.
- (2) Maintenance of Electrical installations in suburbs.
- (3) Road Roller section and Mechanical out-door section in suburbs.
- (4) Dadar Purification Works } Detailed report appears in the Report for City section.
- (5) Dharavi Purification Plants } Do. do.
- (6) Planning and construction for mechanical and Electrical works for Drainage installation (Pumping and Purification Works) in City and Suburbs.

(1) *Sewage Pumping and Purification Plants in Suburbs.*—Three sewage purification plants in suburbs, viz., Khar Purification Plant, Versova Purification Plant and Ghatkopar Purification Plant, each having a Primary Treatment capacity of nine million litres approximately per day (2 M.G.D.) worked satisfactorily during the year except normal breakdowns.

As the sludge gas at these plants contains Hydrogen Sulphide, the same is directly burnt through waste gas burners, instead of storing it.

The total quantity of sludge manure produced from the treatment plants in suburbs amounted to 827 Brass which was sold to The Maharashtra State Farming Corporation, total realization being Rs. 8,270 by way of sale.

The eight Sewage Pumping Stations in Suburbs (five independent and three attached to Purification Plants) worked quite satisfactorily during the year. The capacity at Jai Bharat Pumping Station was augmented by installing one three m.g.d., capacity pump and commissioning the same in August 1968. The total Sewage quantity pumped at these pumping stations being 50,846 million litres (11,184 m.g.d.). The salient features regarding operation and performance at the Pumping Stations are given in Appendix No. 21.

(2) *Maintenance of Electrical Installations in Suburbs.*—The electrical staff for maintenance of electrical installations, etc., attached to the Wards working under technical guidance of this department attended to various maintenance works departmentally, the total cost of which comes to Rs. 1,42,410.

In addition to the above works, the works of electrification and providing water pumping sets at various institutions were carried out by inviting tenders, the total cost of which comes to Rs. 28,984.

(3) *Road Roller Section, Mechanical Out-door Section in Suburbs.*—There are 23 Road Rollers for the entire area of Suburbs and extended suburbs out of which 8 are steam rollers and remaining 15 are Diesel Rollers.

On an average 74 per cent. of the road roller fleet was on the road during the year.

Out-door Mechanical Repairs at various installations, Hospitals, Markets and Gardens in Suburbs and Extended Suburbs were carried out. The repairs works generally consisted of repairs to collapsible gates, Rolling shutters, iron gates, Tar boilers, water tanks, repairs to pumps and such other minor mechanical jobs costing Rs. 46,295 approximately.

(4) *Planning and Construction for Mechanical and Electrical Works for Drainage Installation (Pumping and Purification Works) in Suburbs and Extended Suburbs:*

Project Works

- | | | |
|---|-----|--|
| (1) Salt Pan Pumping Station | ... | The work of installation of machinery at the plant was in progress. Delivery of the Pumping machinery being late, interim arrangement for 8 m.g.d. capacity pumping installation was made thereat. |
| (2) Malad Marve Pumping Station | ... | Major part of the machinery was received at site and erection work was in progress. |
| (3) Deonar Pumping Station | ... | Part of the machinery were received at site. |
| (4) Kherwadi and Mulund Pumping Stations. | | Tenders finalised during the year and the works were entrusted to contractors. |
| (5) Swimming Pools at Kandivli and Chatkopar. | | Part of the machinery at both the places was received at site. Erection work at Kandivli was in progress. |

Proposals for augmenting pumping capacity of existing Pumping Stations or establishing a new Pumping Station in city and suburbs were under preparation.

I.—TRANSPORT SECTION (Suburbs and Extended Suburbs).

The Transport Branch is essentially a service department providing Transport vehicles to other Municipal departments for rendering several obligatory and discretionary civic services. The department's objective can, therefore, be stated as under :—

- (i) Operation of vehicles and/or Trailers for civic departments.
- (ii) To keep the maximum number of these vehicles on road by execution of periodical repairs and maintenance, routine as well as preventive, of these vehicles to ensure full utilization and better turn over.
- (iii) Planning the improvement and enlargement of the Municipal fleet to meet the growing demands from the departments.

By and large these functions were carried out satisfactorily by the department during the year.

The transport fleet comprised of about 20 different makes and types many of which have become obsolete. Considering the useful life of the vehicles as 10 years, about 24 per cent. of the total fleet has out lived its useful life span. Due to this multiplicity of makes and models with paucity of spares for old vehicles it was a stupendous task to maintain them in running condition at all times. With all these difficulties, the efficiency rate was maintained between 75 per cent. to 90 per cent. during the year.

In order to do away these difficulties it was decided to standardise fleet for various services. With this view in mind, a beginning was made by the purchase of 94 Nos. of Tata Mercedes Benz Trucks as a first phase of standardization and replacement of old vehicles.

Out of the above 94 vehicles, 27 cesspool manually, loaded vehicles, 5 Dog Vans, 8 Trucks, 3 staff buses (2 buses handed over to Master Plan) were received and put into commission. 11 Cesspool Mechanical vehicles were under body building. 40 T.M.B. chassis were received and handed over for refuse body building.

Automobile Stores were reorganised and by purchasing directly from Manufacturers and dealers, considerable saving was achieved in the annual purchase and cost of inventory was kept as low as less than 50 per cent. of the total turn over.

At the beginning of the year the Suburbs and Extended Suburbs fleet had 128 vehicles and 10 Tractor trailers. 43 new vehicles were added during the year.

There were in all 11 garaging places in the Suburbs and Extended Suburbs and other places in Thana District as follows —

Serial No.	Ward	Location	Type of vehicles
1	K Ward	... Chuna Bhatti, Opp. B.E.S.T. Depot, S. V. Road, Santacruz West, Bombay 54.	Cesspool, Dog Van, N.S. Trailers, Encroachment Vans, Pick Up, Jeep, Cash Vans.
2	L & M Ward	... Opp. Kurla Court, B. A. Road, Kurla, Bombay 70.	Refuse cesspool, Pick Up, Jeep.
3	do.	... C.S.T. Road, Kurla, Bombay 70	do.
4	N & T Ward	... Park site, near Godrej Co., Vikhroli, Bombay.	do.
5	P & R Wards	... Underai Road, Opp. Malad Police Station, Malad, West, Bombay 64.	Refuse, Pick Up, Cesspool Dog Van, N. S. Trailers.
6	Dahisar	... National Park, Kannery Caves	... Pick Up, Jeep, Bus.
7	Powai	... Opp. Powai Lake	do.
8	Kapurbawdi	... Water Works Office, Kapurbawdi, Thana	Trucks, Jeeps.
9	Agra Road	... Agra Road near Bhiwandi	do.
10	Shahapur	... Shahapur District Thana	do.
11	Vaiterna	... Vaiterna	do.

The Ambulance and Dispensary vans were parked in the premises of the respective institutions and were under direct control of Executive Engineer Transport.

This Section supplied vehicles for rendering following services :—

- (1) To Asstt. Head Supervisor Range I, II and III for collection and disposal of Night Soil, Cesspool Water and Septic Tanks.
- (2) To the Asstt. Supdt. of Licence for removal of encroachment on roads and footpaths and also for removal of unauthorised projections and frames.
- (3) The Dy. Assessor and Collector for collection of Cash.
- (4) To the Ward Officers of N and T, L and M, P, R, H and K for transport of road materials.
- (5) To Dy. Accountant Suburbs for collection of cash and disbursement of pay.
- (6) To the Dy. Medical Officer School for the medical inspection of pupils in the Municipal Schools.
- (7) To the Asstt. Insecticide Officer for anti-malaria measures.
- (8) To A.E.M., W.W., P & R, H & K, L & M, N & T, A.E.C. (W.W.) Zone I, II and III for Water Works purposes and laying of water pipe line etc.
- (9) To Executive Engineer Dahisar, E.E. M.P., E.E. Ulhas, E.E. Upper Vaiterna and E.E. Bhatsai for Water Works Schemes, From 1st July 1968 the Master Plan and Scheme Water Works vehicles were transferred to the control of Project Engineer Department. Only Water Works vehicles in Suburbs and Extended Suburbs were under the control of this department at the end of the year. The cleaners on the cesspool service were discontinued and the work was allotted to the attendants from the Asstt. Supervisor's stan. This reorganisation resulted in permanent savings in operational cost.

In the current year the services of refuse cleansing were given to the contractor on contract basis.

The expenses of the department were met from the Suspense Account and same were reimbursed by preferring the bills against the departments utilising the vehicles.

J.—CONSERVANCY BRANCH.

The Suburbs and Extended Suburban area has been divided into three Ranges (Range I, II and III) for the discharge of administrative and executive functions of the Branch. These Ranges were looked after by the Assistant Head Supervisors.

(1) *Cleansing of Roads and footpaths.*—The roads, footpaths and open places were swept in the following manner.

(a) Twice Daily	18,64,706 Sq. yds.
(b) Once daily	41,23,310 "
(c) Twice a week	14,83,733 "
(d) Once a week	3,73,412 "
(e) Occasionally	80,893 "
					Total	82,86,054

(2) *Collection, Removal and disposal of Refuse.*—(a) House Hold Trade Refuse and sweepings from roads were collected in 2,149 municipal dust bins as against 1,997 (Municipal dust-bins) in the previous year.

Municipal dust bins and Refuse Trailers were attended to daily, on alternate days and weekly as per density of the population. Out of 1,38,590 tons of refuse collected, 1,36,665 tons of refuse was utilised for reclamation of municipal lands and 1,925 tons sold to private parties for reclamation of their land.

(3) *Prevention of Nuisance.*—During the year 400 cases under Section 372(e) of the B.M.C. Act for indiscriminate throwing of refuse and 1,001 cases under Section 115(a) of the B.C.P. Act for urinating on public roads were filed in the court.

(4) *Cleansing of open Drains (Municipal and private).* : The work of cleansing of Road side sullage drains was carried out and 9, 10, 577 sq. yds., area was cleansed.

(5) *Collection and Removal of Night and Soil.*—There were 9,032 basket privies as against 10,469 for the previous year and 1,437 tasket privies were either demolished on converted during the year.

The total number of Public Sanitary Conveniences was 373 having 2,138 seats.

During the year under report 12,339 gallons of Night Soil from latrines was collected and removed every day. The open plots and fields fouled by public were also cleansed and in all 14,75,682 gallons of Night Soil removed.

(6) *Cesspool Clearance.*—During the year 3,239 cesspools existing in range I, II and III were attended to and a total 6,20,77,950 gallons of cesspool contents were removed.

(7) *Disposal of Night Soil.*—The Night Soil and cesspool content collected at the following Depots (1) Khar Purification Plant (2) Versova Night Soil Depot, (3) Oshivra Night Soil Depot (4) Gorai Road, Borivali were disposed of in the creeks at different points.

(8) *Special Services on payment were continued as under .—*

- (1) Removal of trade refuse from private markets.
- (2) Cleansing of Commodes.
- (3) Cleansing of temporary privies erected for dramas, Tamashas, etc.

(9) *Dog Licensing, Immunisation and Destruction.*—(i) *Dog Licensing.*—During the year 3,496 dogs were licensed in the various wards under Range I, II and III on payment of dog tax.

(ii) *Dog Immunisation.*—During the year 424 dogs were immunised.

(iii) *Dog destruction.*—During the year the work of catching dogs for destruction was carried out and in all 20,308 dogs were caught and sent to lethal chambers at Mahalaxmi.

(10) *Removal and Disposal of Carcasses.*—The work of removal and disposal of carcasses was carried out through contractors.

(11) *Labour Welfare.*—There were seven welfare Centres working at (1) Khar, (2) Andheri, (3) Versova (4) Municipal staff quarters at Kurla (5) Vikhroli (6) Chembur and (7) Mulund. In addition to the above there were co-operative Credit Societies of which staff members took advantage.

(12) *Veterinary Dispensary at Khar.*—Junior Veterinary Inspector, Khar who was in charge of veterinary dispensary carried out the work of Inspection of Miltch Cattle stables. In all 2,196 animals and 210 birds were treated and 92 inoculations were done.

(13) *Income.*—The total income (Revenue) from various sources earned by Conservancy Branch (Range I, II and III) during the year was Rs. 1,04,880.01.

APPENDIX No. 1

Statement showing the works of Building Construction in progress and those completed in the year 1968-69.

Serial No.	Name of the works	Estimated cost	Expenditure upto 31-3-1969
		Rs.	Rs.
A.—Works Completed.			
<i>(I) City (a) Housing.</i>			
1	Construction of 17/47 buildings in part 'E' at Dharavi only 4 buildings.	1,83,93,973.00	78,34,496.00
2	Construction of 32 tenements and 10 shops at Rawli Camp ...	5,26,822.00	3,29,905.00
<i>(b) Building works other than Housing.</i>			
1	Additions and alterations to Municipal Eye Hospital at the junction of Bapty Road and T.P. Street, Kamathipura.	7,65,842.00	1,24,135.00
2	Superstructure work for proposed extension to the existing Primary School Building at Souter Street.	9,50,090.00	5,01,655.00
3	Superstructure work for new Hospital Building in the premises of B. Y. L. Nair Hospital.	40,06,603.00	10,70,168.00
4	Temporary School at Chimna Butcher Street ...	59,036.00	60,096.00
5	Renovation of Auditorium at Birla Kreed Kendra ...	69,468.00	33,388.00
6	Guniting of slabs, beams, columns, etc., under stage and garden at Birla Kreed Kendra.	1,17,500.00	57,995.00
7	Extension to existing school Building at Kamathipura 7th Lane ...	2,59,093.00	2,48,440.00
8	Pile foundation for Dental College at Bombay Central ...	2,42,122.00	2,22,475.00
9	Construction of additional floor over X-ray. (Titanus Ward at K.E.M. Hospital Parel).	2,11,766.00	2,15,034.00
10	Construction of kitchen, dining hall, Medical and General Stores at R. P. T. B. Hospital, Sewri.	7,36,434.00	12,60,873.00
11	Construction of additional wings to Gynoeological ward at K.E.M. Hospital, Parel.	15,70,800.00	6,97,946.00
12	School Building at the junction of Bhawani Shankar Road, Krishnaji Waman Chitale Road, at Dadar.	5,44,028.00	4,75,623.00
13	Construction of additional 4th floor at Lady Students Hostel at T.N.M. College, Haji Ali.	1,29,956.00	81,932.00
14	Construction of a Rifle Range at Worli Sea-face ...	6,90,597.00	3,25,460.00
15	Construction of Haji Ismail Haji Allana School at Antop Hill Road Wadala.	4,02,450.00	3,57,993.00
II.—Suburbs and Extended Suburbs.			
<i>(a) Housing.</i>			
1	Construction of 422 tenements on Municipal Land at Deonar ...	57,54,850.00	55,63,059.00
2	Construction of 160 tenements on Municipal Land at Deonar.		
3	Providing internal plasters and doors to bath-rooms of 664 tenements at Vikhroli.	2,70,548.00	3,15,555.00
4	Providing internal plaster and doors to bathrooms of 942 tenements at Ghatkopar.	3,97,767.00	4,91,718.00
5	Construction of 20 tenements at Khar ...	2,64,539.00	2,16,736.00
<i>(b) Buildings other than Housing.</i>			
1	Providing amenities to Hindu Cemetery at Sonapur Lane, Kurla ...	2,93,462.00	2,42,296.00
2	Construction of School Building at Ghatla Village, Chembur ...	4,45,065.00	3,13,080.00

APPENDIX No. 1—(Contd.)

Serial No.	Name of the works	Estimated cost	Expenditure upto 31-3-1969
		Rs.	Rs.
3	Additions of a lavatory to school building at Sindhi Camp, Colony Chembur.	1,43,599.00	1,13,443.00
4	Construction of Maternity Home at Dharamshala Premises at Borivli.	8,66,690.00	7,01,511.00
5	Construction of Maternity Home at Marve Road, Malad ...	10,29,329.00	6,09,986.00
6	Replacing jolly pan boards & fixing A.C. Sheets to 1,000 tenements at Malavani.	3,32,478.00	2,37,844.00
7	Extension to the School Building at Chembur Naka ...	5,52,849.00	4,19,078.00
8	Construction of School Building at Takiya Ward, Kurla ...	3,93,985.00	3,67,332.00
9	Construction of dispensary and Nurses Quarters at Chunabhatti, Kurla.	9,88,455.00	7,99,949.00
10	Construction of dispensary and Nurses quarters at Bail Bazar Kurla.	2,87,762.00	2,48,981.00
11	Construction of temporary school building at Old Check Naka, Mulund.	45,540.00	41,707.15
12	Construction of School Building at Shastri Nagar, (H. S. Valley), Ghatkopar.	8,17,934.00	7,29,358.00
13	Construction of School Building at Park Site, Vikhroli ...	9,33,169.00	7,57,831.00
14	Expansion of Rajawadi Hospital at Ghatkopar ...	8,03,721.00	6,91,949.00
15	Proposed additions to School Building at Kherwadi, Bandra ...	1,43,679.00	1,22,850.00
16	Completing the work of K.B. Bhabha Hospital, Bandra ...	13,33,961.00	4,60,817.00
17	Proposed additions to existing school Building on Plot No. 65, T. P. S. I at Malad.	1,15,315.00	1,04,131.00
18	Additions and alterations to Maternity Home, Mulund ...	8,49,140.00	4,49,651.00
19	Construction of foot bridge over the Nallah near Municipal Colony, Deonar.	40,000.00	31,364.69
B—Works in Progress			
<i>(I) City (a) Housing.</i>			
1	Construction of 12 shops and 45 tenements in MI Area (a) Kama-thipura.	5,33,632.00	2,90,726.00
2	Construction of 44 self contained single room tenements at Dada Saheb Phalke Road, Dadar.	2,51,589.00	1,45,684.00
3	Construction of 30 self contained single room tenements at Peru Chawl Gas Works Lane, Lalbaug.	2,53,490.00	1,94,490.00
4	Gunit treatment to ward staff quarters at K.E.M. Hospital, Parel...	2,69,735.00	72,693.00
5	Construction of 240 tenements at Haji Ali ...	85,56,312.19	4234,308.00
6	Construction of 36 tenements and 4 shops at Worli Labour Camp, Worli.	4,04,675.00	2,54,893.00
7	Construction of 358 tenements for Co-operative housing society for Municipal Staff and Councillors at Worli.	91,48,891.25	17,01,134.00
8	Construction of R.M.O.'s Quarters at L.T.M.G. Hospital, Sion ...	11,75,481.00	45,150.00
9	Construction of 20 Buildings 'G' Types at Dharavi	* } ... } * }	1,83,93,973.00
10	Construction of 10 Buildings 'E' and 'A' type at Dharavi		
11	Construction of water tower and suction tank at Dharavi		
12	Construction of 17/47 Building in part E Dharavi		

APPENDIX No. 1—(Contd.)

Serial No.	Name of the works	Estimated cost	Expenditure upto 31-3-1969
		Rs.	Rs.
13	Construction of 328 tenements and 12 shops at Rawli Camp ...	29,55,849.55	14,97,791.00
14	Construction of 21 Nos. of under ground suction tanks of 1,80,000 and 3,80,000 litres capacity in sector E and sector A and B at Rawli Camp, Sion.	5,80,689.00	74,580.00
15	Construction of 372 tenements and 8 shops at Rawli Camp ...	33,23,099.30	26,31,576.00
<i>(b) Buildings other than Housing.</i>			
1	Construction of cantralised 'B' Ward Office at Babula Tank Road ...	15,48,900.00	16,49,805.00
2	Construction of whole-sale-cum-retail market at Palton Road ...	89,69,344.02	47,34,464.00
3	Constuction of additional floor over school building at Gilder Lane	4,18,552.00	2,50,583.00
4	Pile foundation for school building at Girgaum, Rane Building.	52,442.00	17,107.00
5	Superstructure work of Dental College at Bombay Central ...	40,06,603.00	10,70,168.00
6	Construction of school building at Globe Mill passage ...	10,56,420.89	12,23,737.00
7	Construction of a school building at Khambekar Street ...	4,65,876.00	18,268.00
8	Construction of a school building at F.P. at Chawny Gully Cadle Road.	13,30,437.00	5,65,930.00
9	Construction of a store room and lunch room at Asphalt Plant, Worli.	1,06,158.00	58,533.00
10	Construction of Market at Worli, Neighbourhood unit area, with library residence and hall on upper floors.	16,04,828.16	12,96,986.00
11	Construction of kitchen block building No. 3 and Extension to building No. 1 at L.T.M.G. Hospital, Sion.	49,34,046.00	15,33,387.00
12	Construction of temporary O. P. D. and wards at L. T. M. G. Hospital, Sion.	1,00,000.00	4,47,572.00
13	Construction of F/South Ward Office Staff Quarters at Parel ...	21,81,637.00	12,71,498.00
14	Construction of Clinic and Maternity home at Tokandas H. Kataria Marg.	9,52,732.00	4,68,761.00
15	Construction of school building at Manmala Tank Road ...	14,14,768.00	37,472.00
16	Construction of school building at Sardar Nagar at Raoli Camp	11,75,763.00	6,67,966.00
17	Earth filling and providing compound wall at Gowari Hindu Cemetery at Wadala.	1,14,425.00	80,243.00
18	Construction of diagnostic centre and Maternity Home at Raoli Camp.	14,27,909.00	3,16,512.00
19	Construction of superstructure for school building at Raoli Camp.	15,78,108.00	8,62,955.00
II—Suburbs and Extended Suburbs.			
<i>(a) Housing</i>			
1	Construction of 120 tenements at Tata Compound, Andheri ...	14,21,184.00	4,99,468.00
2	Construction of 12 tenements at Shradhanand Road, Vile Parle...	1,62,701.00	52,547.00
3	Filling and construction of W. C. blocks and washing places for hutment dweller's colony at Ghatkopar	16,20,577.00	12,95,184.00
<i>(b) Buildings other than Housing.</i>			
1	Construction of school building at Match Factory Lane, Kurla...	6,50,480.00	2,53,186.00
2	Construction of school building at Municipal Housing Colony, Deonar.	11,63,550.00	3,81,991.00

APPENDIX No. 1—(Contd)

Serial No.	Name of the works	Estimated cost	Expenditure upto 31-3-1969
		Rs.	Rs.
3	Construction of school building at Govandi, Borla ...	5,59,339.00	1,71,345.00
4	Proposed extension of 'P' Ward Office Building at Liberty Garden, Malad.	2,01,421.00	1,02,161.00
5	Providing amenities at Hindu Cemetery, Malad ...	3,23,625.00	73,738.00
6	Construction of school building at Govind Nagar, Malad ...	12,26,355.00	5,61,629.00
7	Construction of Eastern Approach to the proposed road overbridge at Andheri.	27,00,000.00	5,99,920.00
8	Construction of Western Approach to the proposed road overbridge at Andheri.	30,00,000.00	4,75,412.00
9	Construction of dispensary and Nurses Quarters at Park Site Vikhroli.	3,86,497.00	3,07,163.00
10	Construction of school building at Tank Road, Bhandup ...	8,31,375.00	6,04,396.00
11	Construction of Swimming Pool at Ghatkopar...	12,46,407.00	4,45,073.00
12	Construction of school building on plot No. 65, T. P. S. III at Ghatkopar.	4,97,570.00	3,52,589.00
13	Construction of school building at Simpoli Village, Borivli ...	3,10,767.00	91,540.00
14	Construction of school building at Magathan Village, Poisar, Kandivli.	11,07,142.00	6,44,680.00
15	Construction of Swimming Pool at Mahatma Gandhi Road, Kandivli.	11,31,257.00	8,93,327.00
16	Providing weather shades, otla, drainage, water supply etc., for 600 tenements Malavani, Malad...	3,75,547.00	3,15,860.00
17	Providing amenities at Hindu Cemetery, Versova ...	1,71,052.00	39,325.00
18	Proposed additions and alterations to school building at Kol dongari, Andheri.	1,53,383.00	79,699.00
19	Construction of school building at Sanyassashram Road, Vile-Parle.	9,08,022.00	5,94,780.00
20	Construction of 250 bedded hospital at Juhu Vile Parle, Development Scheme.	83,61,499.00	40,59,619.00
		2,53,05,288.00	

APPENDIX No. 2

Road Construction Branch (City).

Statement showing the works completed in the year 1968—69.

I.—Road Resurfacing works in Asphaltic Concrete :—

- (1) Gokhale Road (North) (Shivaji Park Junction to Rao Bahadur S. K. Bole Road).
- (2) Babula Tand Road (J. J. Hospital junction to Mazgaon Road.)
- (3) Dr. Ambedkar Road (Khodadad Circle to Poibawadi) (Partly in cement concrete).
- (3A) Tardeo Road (N. M. School for Blind to Nana Chawk).
- (4) Jail Road (East). (S. V. P. Road to Babula Tank Road).
- (5) Road No. 18 Wadala (R. A. Kidwai Road to Road No. 33-A).
- (6) Dr. Anandrao Nair Road (Arthur Road to Club Road).

II.—Construction of new roads —

- (1) Construction of 100 Low level Road at Sewri from Gollanji Hill Road to Zakeria Bunder Road (Completed except foot-path work).
- (2) Construction of 30 wide access Road on east of newly constructed Municipal Industrial Building at Rasul Jiwa Compound, Clerk Road in Asphalt Macadam and Liquid Seal Coat.
- (3) Construction of 7.62 m wide road diversion in grouting including surface dressing a part of road at Sewage Purification Plant at Dharavi.

III.—Road Widening :—

- (1) Widening Duncan Causeway from Eastern Express Highway to City Limits.
- (2) Adding set-backs to Napean Sea Road from Narayan Dabholkar Road to Harkness Road.
- (3) Adding setbacks to Dr. Anandrao Nair Road.
- (4) Adding setbacks to Road No. 18 Wadala between R. A. Kidwai Road. and Road No. 33-A.
- (5) Adding setbacks to road No. 29 Scheme No. 6, Sion.

IV.—Improving Private Streets :—

- (1) Semi-grouting the private street leading to Rajkamal Kalamandir off Dr. S. S. Rao Road.

APPENDIX No. 3.

Road Construction Branch (City).

Statement showing the works in progress :—

I.—Road resurfacing works in Asphaltic Concrete —

- (1) Curry Road including Bridge and approaches (N. M. Joshi Road to Dr. Ambedkar Road.)
- (2) Lady Jamshedji Road (Trench taken by H. E.'s Department), (Miya Mohamed Chhotani Road to Lady Harding Road).

II.—Construction of new Roads —

- (1) Construction of Eastern Approach to Dharavi Bridge by the side of Lokamanya Tilak Hospital, Sion.
- (2) Proposed realignment of (i) E Road (ii) Road on the West of Marine Line Station and (iii) Netaji Subhash Road in connection with quadrupling of tracks on Western Railway between Churchgate and Grant Road.
- (3) 60' and 44' roads in Raoli C. P. W. D. area.

III.—Improving Private Street —

- (1) Construction of Private Street off Dr. E. Moses Road.

APPENDIX No. 4.

The following works were completed during the year 1968-69.

Serial No.	Name of the work	Estimated cost	
		Rs.	P.
Drainage (City).			
1	Providing and laying sewers and S. W. drains in Antop Hill area Part II ...	2,99,402.00	
2	Providing and laying sewer and S. W. drains in area west of Veer Savarkar Marg ...	77,172.00	
3	Providing and laying S. W. drains along the boundary of plot No. 338, Scheme No. 57, Sewri Wadala.	14,493.00	
4	Extension of 6' x 5' double barrel drain through eastern chemicals at Sk. Misri Road.	2,24,000.00	
5	Providing and laying S. W. drains in B Ward Part II Bye Lanes ...	2,72,690.00	
6	Providing and laying S. W. drains in B-Ward Part III Main Roads ...	2,92,357.00	
7	Providing and laying S. W. drains in B-Ward Part III Bye Lanes ...	1,87,028.00	
8	Providing and laying pipe sewers along Babula Tank Road ...	2,55,197.00	
9	Providing and laying sewers and S. W. drains along proposed Parel Tank Low Level Road. (G. D. Ambekar Marg).	1,72,132.00	
10	Construction of additional manholes in City A to G Wards ...	9,71,615.00	
11	Renovation of filter media at prus filter No. 1 at Dadar Purification works ...	74,095.00	
12	Removing the debris at Tardeo from the collapsed portion of the drain ...	42,052.00	
13	Proposed sewer and S. W. drains at Matunga Labour Camp... ..	2,28,827.00	
14	Proposed 700 mm. (28") dia. R. C. H. P. S. W. drain at Shroff Wadi, Tulsi Pipe Road	46,528.00	
15	Regrading the drainage channel at Cleave land Bunder, Worli ...	75,301.00	
16	Gunite treatment for the bridge soffits at Mahim causeway and Dr. Annie Besant Road, Worli.	2,84,793.00	
Drainage (Suburbs.)			
1	Training of Mogra Nalla from Sonapur Lane upto M. H. B. Colony at Andheri (West).	5,86,820.00	
2	Providing and Laying 900-300 m.m. H. P. sewer and 250 m.m. dia. S. W. pipe sewer along S. V. Road from Junction of Jawahar Nagar Road to Oshivara Bridge at Goregaon (West) Part I.	2,32,842.00	
3	Providing and laying 18 -12 H. P. and 9 dia. S. W. pipe sewer along S. V. Road from Govind Nagar Road to Junction Jawahar Nagar Road, Goregaon (West) Part II.	2,72,639.00	
4	Providing and laying 30 -12 dia. H. P. and 9 dia. S. W. pipe sewer along S. V. Road from Junction Undria Road upto Lajpatrai Road at Malad (West) Part-B ...	2,03,460.00	
5	Providing and laying 700-300 m.m. dia. H. P. and 250 m.m. dia. S. W. pipe sewer along S. V. Road between Mathuradas Road and Goras Wadi Kandivali (West) Part I.	1,48,690.00	
6	Providing and laying 300-250 m.m. dia. sewer along S. V. Road North of M. G. Road between Station Road and M. G. Road between Poisar Bridge and Balasin Co-op. Housing Society at Kandivali (West) Part-II.	1,81,258.00	
7	Providing and laying 450-300-400 m.m. dia. H. P. sewer and 250 m.m. dia. S. W. pipe sewer along S. V. Road from Poisar Bridge to Junction Uncoha Road, Borivali (West) Part I.	2,29,277.00	
8	Providing and laying 400-300 m.m. dia. R. C. sewer and 25 m.m. dia. S. W. pipe sewer along S. V. Road at Borivali (West) Part-II.	1,75,836.00	

APPENDIX No. 5.

The following works were in progress during the year 1968-69.

Serial No.	Name of the work	Estimated cost	
		Rs.	P.
Drainage (City).			
1	Proposed 9", 12" S. W. pipe sewer and 12", 14" drain along cleave land Bunder Road and 80"-120" Road at Worli	1,15,896.00	
2	Proposed 9" dia sewer and 12", 16", 44" dia S. W. drains in the Elphinstone Estate (Mandvi T. P. Scheme).	2,17,999.00	
3	Repairs to the collapsed portion of the treble barrelled S. W. drain along 100' road to the south of Mahalaxmi Race Course.	1,53,326.00	
4	Providing sewer and S. W. drain in Mahim T. P. S. III North of Mori Road, Mahim	1,79,577.00	
5	Covering of open channel drain between Elphinstone Road and Textile Mills culvert.	12,65,797.00	
6	Providing and laying S. W. drains in B Ward Main Roads Part I	3,45,753.00	
7	Do. bye lanes Part I	2,89,103.00	
8	Do. Main Roads Part II	6,64,048.00	
9	Diversion of drains for quadrupling of Rly. tracks between Churchgate and Grant Road stations.	3,11,424.00	
10	Providing and laying S. W. drains at Maheshwari Udhyan	5,40,000.00	
11	Providing and laying pipe sewer in Bhagwan Indrajī Road, Banganga	1,54,736.00	
12	Construction of digestion tank, gas holder at Dadar Purification works	9,55,166.00	
13	Renovation of activated sludge plant including ancillary works at Dadar Purification works.	10,37,812.00	
14	Enlarging the existing pipe sewer along Bellasis chawls Road	39,984.00	
15	Providing and laying sewers and S. W. drains along road No. 33-A, 19-A, Scheme No. 57, Sewri Wadala.	2,31,659.00	
16	Providing and laying sewers in Sun Mill Lane Road	1,09,179.00	
17	Providing and laying sewers and S. W. drains in Antop Hill area Part I	4,24,129.00	
18	Do. in Antop Hill area Part III.	3,65,748.00	
19	Providing and laying sewers and S. W. drains in Dharavi Development Scheme, Dharavi.	9,45,991.00	
20	Providing and laying S. W. drain along Sewri Cemetary Road	33,950.00	
List of works for which Proposals for termination of contracts were submitted for the approval of Standing Committee.			
1	Providing and laying sewer and S. W. drain at Matunga Labour Camp	2,28,827.00	
2	Desilting the drainage channel between Textile	34,693.00	
Drainage (Suburbs).			
1	Providing 30" dia. R. C. pipe sewer along Jaiprakash Road at Versova, Andheri Road (West).	3,95,090.00	
2	Providing 28" dia. R. C. pipe sewer line along Jaiprakash Road at Andheri (West)	2,5,699.00	
3	Providing 9" dia. S. W. pipe sewer line at Andheri (East) Area 'K'	2,34,388.00	
4	Providing 30"-24"-9" dia. sewer line at Andheri (East) Area 'H'	2,50,500.00	
5	Providing 12"-9" dia. sewer line at Andheri (East) Area 'M'	2,92,410.00	
6	Providing 24"-9" dia. sewer line at Andheri (East) Area 'L'	4,10,465.00	
7	Proposed storm water drainage arrangement in Hall Ward, Kurla	1,89,935.00	
8	Providing and laying 18" dia. sewer along Govandi Road at Chembur	55,522.60	

APPENDIX No. 5—(Contd.)

Serial No.	Name of the work	Estimated cost	
		Rs.	P.
9	Providing and Laying 1500 m.m. (60") dia. H. P. sewer along the Relief Road at Kandivali from junction of Marve Road upto the Extension of Shankar Lane.	2,05,528.00	
10	Construction of 1828×2743 m.m. ovoid sewer along Marve Road from junction of 100' Relief Road upto the site of Marve Road pumping station, Malad (West).	7,95,085.00	
11	Providing and laying 300 m.m. dia. R. C. pipe sewer and 250 m.m. S. W. drains along Marve Road from 44' Road upto the junction with 100' Relief Road at Malad (West).	1,35,823.00	
12	Construction of a pumping station holding pond and compound wall Road, and reclaiming the land Mechanical and Electrical works at Malad Pumping Station at Malad (West).	25,10,355.00	
13	Providing and Laying 72" R. C. H. P. along proposed 100' Relief Road Malad (West) Part IV.	2,61,102.00	
14	Providing and laying 44" H. P. along proposed 100' Relief Road from junction of Extension of Shankar Lane to M. G. Road, Kandivali.	5,68,289.00	
15	Providing and laying 28" R. C. H. P. along the Shankar Lane to the junction of S. V. Road, Kandivlai.	1,91,506.00	
16	Providing and laying 1,200 m.m. dia. R. C. sewer along the proposed 100 wide Relief Road at Malad (West) Part II.	1,50,844.06	
17	Providing and laying 1,800 m.m. dia. H. P. sewer along proposed Relief Road at Malad (West) Part V.	2,90,808.00	
18	Providing and laying 1,200 m.m. dia. R. C. C. H. P. sewer along proposed 100 Relief Road from junction of Chinchavali Road upto junction 78' wide Cross Road at Malad (West) Part III.	3,23,046.00	
19	Providing and laying 1,200 m.m. dia. R. C. pipe sewer along the proposed 100' wide Relief Road at Malad (West) Part I	1,42,711.00	
20	Providing and laying 400 m.m. 300 m.m. dia. R. C. pipe sewer along Shantilal Modi Road and 230 m.m. dia. S. W. pipe sewer in Cross Road at Kandivali (West) Area 'C'	2,69,704.00	
21	Providing and laying 230 m.m. dia. S. W. and 450 m.m. dia. R. C. sewer along Mathuradas Road from junction of S. V. Road to Shankar Lane upto existing 900 m.m. dia. R. C. sewer at Kandivali (West) Area 'A'.	3,15,690.00	
22	Construction of Mhatre Nalla at Borivali	2,03,603.00	
23	Construction of M. H. B. Nalla in 'R' Ward, Borivali	3,07,789.00	
24	Training of Pirmal Nagar Nalla at Goregaon	64,443.00	
25	Providing and laying 350 m.m. dia. R. C. and 300-230 m.m. dia. S. W. pipe sewer for Municipal staff quarters at Deonar Part I.	2,72,968.00	
26	Extension of 450 m.m. dia. H. P. Sewer at Govandi Road, Chembur... ..	56,911.00	
27	Providing and laying 800 m.m. dia. R. C. and 230 m.m. dia. S. W. pipe sewer for Municipal staff quarters at Deonar Part II.	4,29,904.00	
28	Providing and laying 600-500-350 m.m. dia. R. C. and 300-230 m.m. dia. S. W. pipe sewers for Municipal Slaughter House at Deonar.	3,28,874.00	
29	Providing and laying 230 m.m. dia. S. W. pipe sewer along Chirag Nagar and Parsi Wadi Road from Junction Lal Bahadur Shastri Marg to its head M. H. at Ghatkopar (West).	1,48,946.00	
30	Construction of a pumping station (Civil and Mechanical) night soil depot compound wall roads for Deonar pumping station at Chembur.	13,61,835.19	
31	Providing and Laying 230 m.m. and 300 m.m. dia. S. W. pipe sewer in T. P. S. V. at Santacruz (East).	2,86,367.00	
32	Providing and laying 400 m.m. dia. H. P. and 300-230 m.m. dia. S. W. pipe sewer, in the area of Sindhi Immigrants Society at Chembur.	3,55,357.00	
33	Providing and laying 9" dia. sewer in Mira Baug Santacruz (West)	25,261.00	
34	Providing and laying 600 m.m. dia. R. C. pipe sewer along Premier Automobiles Compound Road at Kurla.	99,936.00	
35	Providing 450 m.m. dia. Hume Pipe S. W. drain at Jogeshwari Caves... ..	16,610.00	

APPENDIX No. 6.

Statement showing the details of Asphalt Plant Production during the year 1968-69.

Months	MAIN PLANT					300 Kg. = 1 Box.		PEGSON PLANT					Total	Working days.		
	Binder face	Sur-face coat	Chip coat	Grit coat	Seal coat	Premix		Binder coat	Chip coat	Grit coat	Premix					
						1"	½"				1"	½"				
March 1968	...	324 Nil.	519	2,328	165			3,336						24		
April 1968	...	21	28	1,238	1,911	245		3,443						25		
May 1968	...	1	343	2,856	503	...		3,703						26		
June 1968	...	492	668	112	669	...	238	2,179						24		
July 1968	...	Main boiler chimney put into commission from 24-11-68.	391	14	742	1,147	22	
August 1968	...					Do.			140	510	14	882	1,546	21		
September 1968	...					Do.			660	268	...	196	1,124	18		
October 1968	...					Do.			60	122	...	14	196	5		
November 1968	...	91	...	92	10	...		193	12	876	161	...	1,049	16		
December 1968	...	8	538	1,853	437	537		3,373						24		
January 1969	...	254	1,734	1,173	1,142	158	14	4,475						27		
February 1969	...	95	520	795	1,027	...		2,437						20		
Total	...	1,286	3,831	8,638	8,027	1,105		252	23,139	12	1,736	1,452	28	1,838	5,062	252

Main Plant	...	23,139	working days	} (252 days).
Pegson Plant	...	5,062		
Total		28,201		

300 Kg. = 1 Box.

APPENDIX No. 7

Summary of works carried out during 1968-69.

Serial No.	Mode of repairs	Area in Sq. Metre	Amount	
			Rs.	P.
1	Repairs with 3" sheet asphalt	...	3,010.90	33,300.00
2	Repairs with Asphaltic concrete	...	19,848.40	76,719.75
3	Repairs to Asphalt Roads with chip on grit coat	...	49,441.00	1,33,791.80
4	Repair to Bituminous Road with chip on grit coat	...	49,139.00	1,56,639.65
5	Seal coat laid on footpaths	...	13,344.60	48,808.55
6	Miscellaneous works	...	1,733.60	7,113.25
7	Trenches repaired...	...	11,174.00	25,803.05
8	Pot holes and cracks repaired with 3" grit coat	...	12,984.30	47,280.31
9	Macadam laid on different roads	...	13,05.90	5,571.15
	Total	...	1,61,981.70	5,35,027.51

APPENDIX No. 8.

Statement showing the Rubble crushed and metal production during the year 1968-69.

Month	Rubble	Metal 1 1/2"	Metal 1"	Metal 1/2"	Grit and Dust
March 1968 ...	18,800 Cft.	9,400 Cft.	1,880 Cft.	5,640 Cft.	1,880 Cft.
April 1968 ...	20,500 "	10,250 "	2,050 "	6,150 "	2,050 "
May 1968 ...	23,600 "	11,800 "	2,360 "	7,080 "	2,360 "
June 1968 ...	16,600 "	8,300 "	1,660 "	4,980 "	1,660 "
July 1968 ...	32,600 "	16,300 "	3,260 "	9,780 "	3,260 "
August 1968 ...	25,200 "	12,600 "	5,040 "	5,040 "	2,520 "
September 1968...	10,100 "	5,050 "	2,020 "	2,020 "	1,010 "
October 1968 ...	16,200 "	8,100 "	3,240 "	3,240 "	1,620 "
November 1968...	30,700 "	12,280 "	7,675 "	7,675 "	3,070 "
December 1968 ...	50,650 "	25,325 "	10,130 "	10,130 "	5,065 "
January 1969 ...	39,400 "	15,760 "	7,880 "	7,880 "	7,880 "
February 1969 ...	35,600 "	14,240 "	7,120 "	7,120 "	7,120 "
Total ...	3,19,950 Cft.	1,49,405 Cft.	54,315 Cft.	76,735 Cft.	39,495 Cft.

APPENDIX No. 9.

Statement showing the roads on which the regular lines under Section 297 (i)(a) and 297(i)(b) were prescribed/ revised in the City during the period from April 1968 to March 1969.

Serial No.	Name of Roads	Plan No.	Proposed width	Ward	Remarks
1	Dr. S. S. Rau Road	... E.E.T. and C. 111/2-5-1968.	90'	F	For approval of the Corporation
2	Dr. Gopalrao Deshmukh Marg (Peddar Road)	... 112 2-5-1968	90'	D	Do.
3	Widening of Duncan Causeway	... 113 2-5-1968	60'	F	Sanctioned 9-5-1968,
4	Junction of Mahatma Gandhi Road and Mayo Road	... 117 2-5-1968	...	A	Sanctioned 27-5-1968.
5	Proposed 50' Road between Arthur Bunder Road and Lalanigam Road.	... 118 7-8-1968	50'	A	Sanctioned 8-8-1968.
6	Babula Tank Cross Lane	... 119 7-8-1968	44'	B	Sanctioned 8-8-1968
7	Siri Road	... 120 7-8-1968	40'	D	Sanctioned 8-8-1968.
8	G. D. Ambekar Marg	... 121 7-12-1968	90'	F	Sanctioned 17-12-1968.
9	Katrak Road	... 122 7-12-1968	90'	F	Sanctioned 17-12-1968.

APPENDIX No. 10

Details of actions for improvement of Private Streets in the City.

Serial No.	Name of the Street	Remarks
1	Private street at August Kranti Marg	Action under Section 305 of the Act. Fencing on the disputed portion was removed and work of Improvement of the said portion was being attended to.
2	Private street off Dr. E. Moses Road (Haines Road) near Kores (India) Ltd.	Action under Section 305 of the Act. The work of the Improvement of the street was completed. Accounts are to be verified by the Chief Accountant's office. The street will be declared public under section 306 of the B. M. C. Act. after demand notices are served.
3	Private street known as Govali a Chawl Lane Of. Globe Mill passage.	Action under Section 377-1A of the Act. Work of Improvement is completed. Accounts are to be verified by the Chief Accountant's office.

APPENDIX No. 11

Private streets proposed to be improved at the frontager's cost without resorting to action under Section 305 of the B. M. C. Act.

Serial No.	Name of the Street	Remarks
1	Private street off Dr. S. S. Rao Road leading to Rajkamal Studio.	Under ground Drainage work and road work was completed and lighting work was in progress.
2	Private Street from Dr. E. Moses Road (Haines Road) to stores Depot of Western Railway.	Underground Drainage work was completed and road and lighting work was in progress.

APPENDIX No. 12

Action taken under Section 305 of the B. M. C. Act to improve the private streets in the City Limit during the year :-

Serial No.	Name of the Private Street	Remarks
1	Private street between Kakad Wadi and V. P. Road.	Road work was completed and Lighting work was being attended to.
2	Private street off Bhulabhai Desai Road leading to Dhakleshwar Temple.	Lighting work was completed and Road work was being attended to.
3	Private street in Tokersey Jiwraj Wadi, off Tokersey Jiwraj Road, Sewri.	Notices under Section 305 of the Act served and the work of Improvement is proposed to be carried out under Section 489 of the Act.
4	Private streets in Sundarji Leeladharwadi off Sewri Road, Sewri.	Do. do.

APPENDIX No. 13

List of Municipal references dismissed by the Chief Judge of the Small Causes Court in respect of which leave to appeal to Supreme Court was applied for :—

Serial No.	Reference No.	Name of the Respondent	Locality	Remarks
1	M/123 of 1959 ...	Ranchhoddas Gopaldas & others.	1st Pasta Lane.	Leave to appeal to Supreme Court was applied for.
2	M/124 of 1959 ...	Do. do.	do.	do.
3	M/125 of 1959 ...	James Albert Halloween.	do.	do.
4	M/126 of 1959 ...	Manharlal Maganlal Sukhadia.	do.	do.
5	M/127 of 1959 ...	Jamnabai R. Rupaji.	do.	do.
6	M/128 of 1959 ...	Pannalal Bansilal and others ...	do.	do.

APPENDIX No. 14

The priority list of the streets proposed to be improved at Municipal cost under Section 63(k) of the B.M.C. Act as per C. R. No. 1297 of 1C-1-1963 :—

Serial No.	Ward	Locality	Remarks
1	A	Private street between Sorab Bharucha Road and 1st Pasta Lane.	The Improvement work will be taken in hand after Budget provisions is made.
2	A	Mosque Lane between Robert Road and Colaba Road.	Do. do.
3	A	Private streets near Strand Cinema ...	The work of improvement is completed. The streets will now be treated as public and will vest in Corporation after paying Government dues if any.
4	C	Dady Santok Lane (Boriki Chawl), off J. Shankarshet Road (Girgaum Road).	The improvement work will be taken in hand after Budget Provision is made.
5	C	Jiwanji Maharaj Wadi, off 3rd Bhoiwada Road.	The owner of the street had raised objection to treat the street as public after improvement under Section 63(k) of the B.M.C. Act.
6	C	Mirchi Market Lane between Sk. Memon Street and Janjekar Street.	Improvement work will be taken in hand after Budget Provision is made.
7	D	Passages ground Banganga Tank.	The work of Improvement was completed. The street will now be treated as public and vest in Corporation after paying Government dues if any.
8	D	Private street off Tardeo Road by the side of Sarvoday Mill Compound.	Improvement work will be taken in hand after Budget Provision is made.
9	E	Private street between Chinchpokli Cross Lane and Sussex Road Cross Lane behind Old Maratha Hospital near Pallonji Chawl.	Do. do.
10	E	Private street between Mazgaon Road and Belvedor Road in Bhardi Wadi.	Do. do.
11	E	Private street known as Ripon Road Cross Lane from Morland Road junction to Maulana Azad Road.	Do. do.
12	F	Passage between Parel Tank Road and Kalachowky Road, South of Western India Mills.	Do. do.
13	F	Private street known as Thakurwadi, off Naigaum Cross Road near Parsi Agiary.	Do. do.
14	G	Private street known as Dana Bazar Gully off Sitladevi Temple Road.	Do. do.
15	G	Private street around Mahim Durgah, off Swatantrya Veer Sawarkar Marg (Cadell Road).	Do. do.

APPENDIX No. 15

Private Street's declared Public under Section 306 of the B. M. C. Act ←

Serial No.	Locality	Area in Sq. Yds.	Remarks
1	Private street in Zaobas Oart bearing C.S. Nos. 2048, 2063, 2077 and a passage from Janction of Dhuswadi to Naviwadi bearing C.S. No. 4409.	2644.00	Declared as public streets under Section 306 of the Act, with effect from 7-11-1968.

APPENDIX No. 16

Detailed report of the total output of the Municipal Foundry and sanctioned rates for castings for the year 1968-69.

Serial No.	Type of the Casting	Nos.	Weight Kgs.	Rate		Per	Total Amount	
				Rs.	P.		Rs.	P.
1	C. I. Manhole Frames and Covers ...	757	178652.0	120.00		Each	90,840.00	
2	C.I.O.P. Boxes ...	25	675.0	30.80		"	770.00	
3	C.I.S.T. Large Boxes ...	80	1264.0	17.40		"	1,392.00	
4	C.I.S.T. Small Boxes	
5	C.I. Round Boxes ...	16	275.2	17.40		Each	278.40	
6	C.I. Gas Boxes ...	10	190.0	1.60		Kg.	304.00	
7	C.I. Gratings 20"×19"×2½"		"	...	
8	do. 19½"×18½"×2"		"	...	
9	do. 19"×19"×2"		"	...	
10	do. 18½"×18½"×2"		"	...	
11	do. 18½"×18"×2"		"	...	
12	do. 6"×6"×½"		"	...	
13	do. 8"×8"×½"		"	...	
14	do. 5" dia.		"	...	
15	Machinable casting	28499.0	1.60		"	45,598.40	
16	Non-Machinable casting	500.0	1.25		"	625.00	
17	C.I. Wheels 18"×2"	...	400	4000.0	1.60	"	6,400.00	
18	do. 6"×2"	...	100	500.0	1.60	"	800.00	
19	do. 10"×1½" Rubber	...	20	200.0	1.60	"	320.00	
20	do. 18"×3"	...	10	180.0	1.60	"	288.00	
21	do. winches	...	3	38.4	1.60	"	61.44	
22	C.I. Dhapa Frames F/N	...	172	4988.0	1.60	"	7,980.80	
23	C.I. Gratings for Laundry Non-Ferrous castings.	...	15	600.0	1.60	"	960.00	
24	Gun-Metal castings 88/10/2	1092.0	21.40	"	23,368.80	
25	do. 87/7/3/3	4984.5	18.50	"	92,213.25	
26	Brass Casting	561.5	11.70	"	6,569.55	
27	Alluminium Castings	75.0	13.90	"	1,042.50	
28	Copper Castings	62.4	11.70	"	730.08	
29	C.I. Oil castings	57.0	5.90	"	336.30	
30	Alluminium Sheet number plates	...	2912	446.0	3.70	"	10,774.40	
31	Filling in white metal beams	...	7	...	56.00	"	392.50	
Total ...							2,94,390.92	

APPENDIX No. 17

Monthly figures of Sewage Sludge, etc. of Colaba Purification Plant for the year 1968-69

Month	Total sewage pumped in M. Litres	Sewage treated in M. Litres	Grit Removed in C. plant and pumping	Screening	K. W. H.		Gas generated in C. Meters.	Sludge to Digestion Tank in M. Litres	Digested Sludge removed in M. Litres
				Meters,	Plant	Pumping			
1	2	3	4	5	6	7	8	9	
March 1968 ...	285.04	147.06	...	3.92	17,060	25,711	1,1205.6	50,22,000	4,86,000
April 1968 ...	252.73	154.62	6.52	3.68	16,590	23,262	7,618.8	48,60,000	3,24,000
May 1968 ...	228.32	110.47	9.40	3.34	17,370	21,233	9,822.4	50,22,000	3,24,000
June 1968 ...	322.59	147.82	10.13	4.14	23,340	20,164	6,776.0	48,60,000	Nil.
July 1968 ...	420.57	196.69	11.92	3.55	26,130	41,029	10,245.2	50,22,000	Nil.
Aug. 1968 ...	290.30	189.76	9.54	2.21	26,690	26,649	6,404.0	50,22,000	Nil.
Sept. 1968 ...	184.59	181.3	9.22	3.40	23,730	24,202	10,930.0	48,60,000	1,62,000
Oct. 1968 ...	269.26	177.66	9.88	3.22	27,310	23,702	12,894.0	50,22,000	1,62,000
Nov. 1968 ...	247.49	139.99	10.73	3.09	23,290	20,935	12,437.6	48,60,000	8,10,000
Dec. 1968 ...	267.17	162.36	10.52	3.23	31,130	23,560	15,027.6	50,22,000	4,86,000
Jan. 1969 ...	294.89	195.88	11.83	3.50	23,640	24,013	14,425.6	50,22,000	3,24,000
Feb. 1969 ...	246.23	174.15	10.47	3.24	23,280	22,737	12,510.4	45,36,000	1,62,000
Total ...	3,759.09	1,977.76	110.46	40.52	2,79,560	3,17,165	1,30,297.2	591,28,000	32,20,000
Average ...	313.27	164.01	9.20	3.37	23,296	26,430	10,858.1	49,27,000	2,77,500

APPENDIX No. 18

Yearly Report of Pumping and Compressor Station in the City.

Serial No.	Name of the Pumping Station	Installed capacity in M. G. D. (Litres/Sec.)	Average Minimum level during the year in Meter	Average of average levels during the year in Meter	Total Sewage quantity pumped during the year in M. Litres	Average Sewage Quantity pumped per day in M. Litres.	Electrical energy consumed during the year	Cost of Electrical energy consumed during the year
1	2	3	4	5	6	7	8	9
1	Matunga	24.0 (75,040)	1.56	3.40	20,427.87	55.97	10,71,956	73,587.43
2	Wadala	17.0 (53,630)	1.24	2.70	08,169.14	22.39	5,23,349	48,653.76
3	Mahim	14.12 (44,620)	1.07	2.87	11,322.16	31.02	4,20,170	4,41,011.78
4	Tulsi Pipe	15.48 (48,920)	1.01	1.83	04,016.68	11.00	2,18,880	23,477.46
5	Chinchpokli	13.0 (39,480)	0.89	2.25	00,977.53	02.68
6	Napean Sea	5.5 (27,900)	0.20	1.58	01,584.74	04.34	86,091	9,885.69
7	Globe Mill	20.0 (63,200)	0.83	2.47	05,984.37	16.39	2,01,120	25,235.37
8	Gadge Chowk	24.0 (7,58,040)	0.78	1.67	09,784.85	26.80	2,57,760	29,047.20
9	Harvey Road	4.0 (12,640)	0.81	1.71	01,492.48	04.09	69,442	7,708.95
10	D. Causeway	4.8 (15,180)	00,008.24	00.69	9,732	1,259.14
11	Sion	2.16 (6,810)	1.02	3.03	00,661.66	01.81	53,484	6,489.35
12	Tank Bunder	1.44 (4,540)	0.79	2.17	00,479.27	01.32	41,131	4,934.13
13	Victoria Garden	3,600 C.ft./Min.	7,51,554	47,999.76
14	Carrol Road	940 C.ft./Min.	1,53,784	19,337.32

APPENDIX No. 19

Road Branch (Western Suburbs) List of Works completed.

Serial No.	Name of the work.	Estimated cost.
		Rs.
1	Widening of Chandavarkar Road, Borivli	4,94,408
2	Improving and widening of Malad Marve Road, (78' wide) including S.W. drains	17,15,936
3	Widening of 17th Road Khar with S.W. Drains	2,57,114
4	Improving Tejpal Road from Station Road to Parleshwar Road	65,600
5	Improving Mahatma Gandhi Road, Vile Parle	4,98,160
6	Widening and improving of Nehru Road, Vile Parle	6,62,735
7	Proposed widening and providing S.W. drains along Hanuman Road Vile Parle	5,10,274
8	Widening and extending Teli Gully between Mathuradas Vissanji Road to 100' Road leading to Overbridge at Andheri.	2,80,427
9	Construction of Road in Mangalorian Garden Society Vile Parle	3,44,889
10	Widening of Ramchandra Road from S. V. Road to Adarsh Colony, Malad	4,31,443
11	Providing S.W. drains along roads in Bradran Nagar Malad (West)	98,633
12	Providing S.W. drains at Daulat Nagar, Borivli	7,27,247
13	Providing S.W. drain along Lokmanya Tilak Marg, Goregaon	3,30,970
14	Widening roads in Jawahar Nagar including S.W. drains Khar	1,51,000
15	Widening of M. G. Road 78' Kandivli including storm water drain	12,62,920
16	Improving and widening of roads in Jayprakash Nagar, Goregaon (East)	6,52,279
17	Widening of Maturadas Vissanji Road (Kurla-Andheri Road) 100' wide from Baman-puri to Saki Naka.	10,39,725
18	Widening of Bhardawadi Road, Andheri including construction of S.W. drains	1,42,586
19	Construction of Roads in Shrikrishna Nagar at Borivli	4,84,936
20	Providing S.W. drains along Hemu Kalani Road, Kandivli	1,12,636
21	Construction of Roads in Gorai and Manori Village	10,95,990
22	Widening of Datta Mandir Road, Vakola Santacruz	90,530
	Total	1,14,50,438

Road Branch (Eastern Suburbs).*List of Works completed.*

Serial No.	Name of the Work	Estimated Amount
		Rs.
1	Construction of open S.W. drains along Mahatma Gandhi Road between Rajendra Prasad Road and Purshottam Kheraj Road, Mulund.	1,34,458.47
2	Construction of open S.W. drain along Purushottam Kheraj Road, Mulund	3,32,961.00
3	Improving with asphalt macadam the carriageway of Ghatkopar Mahul Road from Sion Trombay Road to Anik Village.	8,29,683.17
4	Proposed widening and improving the surface of the carriageway by semi-grouting the road leading to Sidharth Colony from Ghatkopar Mahul Road, Chembur.	1,87,342.32
5	Improvement of private road leading to Sainath Nagar off Bombay, Agra Road, Ghatkopar.	64,416.12
6	Proposed Culvert on approach road to the east of Vidya Vihar Railway Station	41,643.18
	Total	15,90,504.26

APPENDIX No. 20.

Roads Branch (Western Suburbs).

Works in Progress.

Serial No.	Name of the Work;	Estimated cost
		Rs.
1	Widening of Central Salsette Road from Police line Andheri to Sahar Village including S.W. Drains and Culvert.	15,86,259
2	Widening of proposed Bridge at Ram Mandir Road, Goregaon ...	4,27,373
3	Widening of Mithi Bridge across Mithi River on Kurla Andheri Road ...	5,25,550
4	Widening of Lokmanya Tilak Road from S. V. Road to Babhai Village, Borivli ...	4,70,250
5	Widening of Sardar Vallabhbhai Patel Road (Mandpeshwar Road) from Swami Vivekanand Road to Vallabh Nagar, Borivli.	15,13,824
6	Widening of Station Road, Santacruz ...	2,57,008
7	Widening of Eksar Road, Borivli ...	6,94,695
8	Widening of certain Roads in Maharashtra Housing Board, Sidharth Nagar, Goregaon	13,36,774
9	Widening of Shimpoli Road from Swami Vivekanand Road to Shimpoli Village, Borivli.	5,88,573
10	Widening of Kandarpada Road, Borivli ...	11,86,514
11	Proposed widening and providing S.W. drains along Jayprakash Road, Andheri ...	29,26,501
12	Further widening and improvement of S. V. Road from Oshivra to Borivli (80' wide) ...	85,20,547
13	Widening of Poisar Bridge ...	3,49,280
14	Improving and widening of Bulsroy Colony Road at Santacruz (East) ...	93,854
15	Providing asphalted surface over the water bound Macadam Roads at Government Industrial Estate.	3,82,865
16	Improvement of Quarry Road, Malad (East) ...	8,24,709
17	Construction of Akurli Road extension ...	9,60,671
18	Improvement of passages in Villages of Malad ...	2,10,300
19	Construction of an embankment for 60' wide Road with 36' wide asphalt carriageway connecting Kandivli Industrial Estate with Malad Marve Road.	6,52,320
	Total ...	2,35,07,867

Road Branch (Eastern Suburbs).

Works in Progress.

Serial No.	Name of the Work	Estimated Amount
		Rs. P.
1	Proposed widening and improving the surface of the carriageway with asphalt macadam of Ghatkopar Mahul Road from Salt Chowky to Railway level crossing and providing footpaths on this road.	13,38,887.00
2	Improving the carriageway with asphalt macadam and providing asphalt seal coat for footpaths on Bombay Agra Road from Ghatkopar to Shangrilla Biscuit Factory Bhandup.	27,60,053.00
3	Proposed widening and improving the surface of the carriageway with asphalt macadam of Sion Trombay Road from the junction of Eastern Express Highway to the junction of proposed Bombay Panvel Road and providing open S.W. Drain and footpaths in this Road.	63,37,740.05
4	Proposed widening and improving the surface of the carriageway with asphalt macadam of Saki Vihar Road from Saki Naka to Hydraulic Engineer's Office, Powai and providing footpaths on this Road.	27,08,266.55
5	Proposed Sewri Ghatkopar Road between Panjrapole Naka and proposed 200' road at Deonar including providing S. W. drains.	17,26,883.10
6	Proposed widening and improving the surface of the carriageaway of Chembur Govandi Road S.S. III, Chembur and providing footpaths on this Road.	7,10,942.93
7	Proposed widening and improving the surface of the carriageway of Central Avenue Road S.S. III, Chembur and providing footpaths on this road.	7,44,073.12
8	Construction of internal Roads in Slaughter House Area, Deonar including providing S.W. drains and culverts.	36,70,183.47
9	Construction of access Road to Horse Shoe Valley—Municipal Colony through Municipal strip of land at Ghatkopar.	88,966.92
	Total ...	2,00,85,996.94

APPENDIX No. 21

Sewage Pumping Stations in Suburbs—Statistical information (Year 1968-69)

Serial No.	Name of the Pumping Station	Install- ed capa- city in Litres/ Sec.	Average of mini- mum level during the year in Meters	Average of ave- rage level during the year in Metres	Total sewage pumped during the year in million litres	Average sewage pumped per day in mil- lion litres	Electri- cal ene- rgy con- sumed during the year in K. W.H.	Cost of electri- cal ene- rgy con- sumed during the year in Rs.	Cost of opera- tive staff during the year in Rs.	Cost of repairs and Maint. during the year in Rs.	Cost of over- head charges during the year in Rs.	Total cost during the year 9-10-	Cost of million litres of sewage pumped	
1	2	3	4	5	6	7	8	9	10	11	12	13	14	
								Rs.	Rs.	Rs.	Rs.			
1	Khar	...	832	1.4	3.1	6,383	17.4	1,85,048	19,088	24,108	9,072	7,047	56,243	8.81
2	Bunderwadi	...	351	1.6	3.3	2,770	7.6	2,26,200	19,691	25,824	4,327	5,884	55,726	20.08
3	Jai-Bharat	...	234	2,094	5.7	1,07,685	8,804	25,080	2,550	6,085	42,519	20.30
4	Chimbai	...	78	885	2.4	18,678	2,753	25,080	850	5,823	34,506	38.96
5	Versova	...	1,248	1.6	2.9	21,017	57.2	5,30,172	42,158	25,260	13,604	7,650	88,667	4.22
6	Kurla	...	442	0.30	1.60	3,193	8.75	1,65,120	23,239	29,460	4,819	5,416	62,934	19.6
7	Chatkopar	...	871	1.8	3.6	14,354	38.5	7,01,535	53,401	27,984	9,500	8,009	98,894	6.88
8	Vikhroli	...	78	0.60	1.70	151	0.42	4,194	930	16,320	950	2,194	20,394	135.6

APPENDIX No. 22.

Important set back added to the roads in Suburban & Extended Suburbs during the year 1968-69.

Serial No.	Name of the Road.	Total area sq. Mtr.
1	Boran Road, Bandra	108.69
2	H. C. Bhabha Road	313.53
3	Station Road, Santacruz	2 534.21
4	Palli Hill Road	250.83
5	Hill Road	459.85
6	Bulsroyce's Colony Road, S' cruz (East)	1,421.37
7	Jaiprakash Road, Andheri	700.00
8	Kurla Andheri Road	500.00
9	Caves Road, Jogeshwari	500.00
10	Providing set back to St. Anthony Road (S)	1,463.18
11	Providing set back to St. Anthony Road (N)	987.44
12	Adding set back to C. S. T. Road from Culvert to Kurla Station	3,920.47
13	Adding set back to C. S. T. Road from Express Highway	2,892.89
14	Diversion of a portion of the Deonar Road and the adjoining Natural Nalla in front of the Main Gate of the new Bombay Telephone Workshop	622.89
15	Adding & improving road surface, Jawahar Nagar Road No. 1, Goregaon	1 015.03
16	Adding & improving road surface Anand Road, Malad	647.97
17	Adding and improving road surface at Jayprakash Nagar Road, Goregaon (E)	619.08
18	Adding & improving Sainath Road, Malad	1,519.20
19	Adding and improving part length of I. B. Patel Road, Goregaon	927.23
20	Adding and improving Subhash Lane, Malad (East).	837.74
21	Adding and improving Sidharth Nagar Road No. 8, Goregaon	1 425.94
22	Hemu Kalani Road, Kandivli	255.60
23	Shankar Lane, Kandivli	260.00
24	S. V. Patel Road, Kandivli	237.12
25	Trikamdas Road, Kandivli	246.70
26	Jamnadas Adukia Road, Kandivli	44.00
27	Swami Vivekanand Road, Borivli (E)	817.50
28	Carter Road No. 3	40.90
29	Umed Ashram Road, Borivli	120.30
30	Raghunath Mhatre Road, Dahisar	308.00
31	Ramkuwar Road, Dahisar	650.00
32	Kandarpada Road, Dahisar	1667.00

APPENDIX No. 23.

Statement showing the works which are either completed or those in progress (under loan works) in Suburbs during the year 1968-69 (works other than sewage).

Serial No.	Name of the work.	Estimated cost.	
		Rs.	P.
1	Adding set back to Tagore Road between North Avenue & Indra Narayan Street, Khar	14,250.00	
2	Adding set back at St. Joseph Road, Bandra	19,991.27	
3	Adding set back at Band Stand, Bandra	20,044.83	
4	Adding set back at 8th Road, Khar	11,605.42	
5	Adding set back to Cyril Road, from junction of St. John Road to Dominic Road, Bandra.	45,299.40	
6	Adding set back to 16th Road, from Pali tank to 7th Road	44,111.81	
7	Adding set back at 11th Road from South Avenue to 9th Road, Khar (West).	16,856.98	
8	Adding set back to Hill Road in front of H. No. 90, Bandra.	9,512.05	
9	Adding set back at 16th Road from junction of 20th Road to Pali tank and around it	43,780.00	
10	Subash Road, Vile Parle (East)	42,016.00	
11	Dasharathlal Joshi Road, Vile Parle (West)	7,683.00	
12	Lane off Subash Road, Vile Parle (East)	10,644.00	
13	Portion of road between Sigma Paints Ltd. & M. V. Bhuta Chawl, Andheri (East)	19,536.00	
14	Nityanand Nagar Road, Andheri (East)	22,264.00	
15	Parsi Panchayat Road, Andheri (East)	24,020.00	

APPENDIX No. 24.

Estimates prepared for the improvement of private roads in Suburbs which are in public use for more than 10 years.

Serial No.	Name of the Roads.	Estimated cost.	
		Rs.	P.
1	Extension of Bulsroyce Colony Road	24,217.00	
2	Extension of Datta Mandir Road	25,000.00	
3	Beherampada Road	24,595.00	
4	Parsi Panchayat Road, Andheri	24,020.00	
5	Nityanand Nagar of Sahar Road, Andheri	22,264.00	
6	Road from Sigma Paint Factory to Bharucha Chawl, Andheri	19,536.00	
7	Road leading to Bandrekarwadi in Jogeshwari	19,465.00	
8	Road leading to Saraswati Baug, Municipal School C. H. T. Society Road, No. 27 Jogeshwari	13,542.00	
9	From Bombay Agra Road near Burmah Shell Petrol Pump upto Gafoorkhan Estate	1,41,174.00	
10	Swadeshi Mill Road with Sion Trombay Road via. Rangari Chawl, Chunabhatti, Kurla.	1,16,181.00	
11	Passage leading from Kurla Andheri Road to Vihar Main at Jari Mari Estate property	82,444.00	
12	Private passage leading from Bail Bazar Road to Tank opposite Standard Products, Kurla	39,531.00	
13	Private passage leading to Bangadiwalla compound, Kasaiwada	23,680.00	
14	Private passage from Hall Road leading to Premier Colony Quarters	30,085.00	
15	Private passage off Sion Chembur Road to Air India Society, Chunabhatti	50,860.00	
16	Passage starting from Sion Chembur Road leading to Chunabhatti, Railway Station	57,338.00	
17	Construction of private road in Goregaon (Road)	1,22,995.00	
	Pandurangwadi Main Road and Drainage arrangement from level crossing to Chincholi Naka, Goregaon (Drg.)	90,687.00	
18	Road leading from Aarey Road to Pahadi School Goregaon	35,831.00	
19	All internal roads in Pandurang Wadi, Goregaon	1,52,407.00	
20	Jawahar Nagar Road No. 9, Goregaon (West).	21,847.00	
21	Roads in between Road No. 2 and 12 at Jawahar Nagar Road, Goregaon	1,05,629.00	
22	Four Cross roads in Liberty Garden Scheme No. 2, Malad	24,323.00	
23	Cross Lanes of Ramchandra Lane, Malad (West)	14,240.00	
24	Extension of Manchubhai Road towards North Parallel to Railway Line, Malad (East)	10,071.00	
25	Extension of Datta Mandir Road upto Central Ordinance Depot	5,794.00	
26	Road from plot No. 86, Pushpa Park, to Hawa Hira Park Crossing Daftary Road, Malad (East)	6,575.00	
27	Road joining Jitendra Road and Makrani Pada Road, Malad	9,733.00	
28	Construction of all internal roads in Lourds (Roads)	41,218.00	
	Colony and providing S. W. Drains along the road. (Drg.)	87,591.00	

APPENDIX No. 25.

Statement of private roads in Suburbs which are in public use for more than 10 years.

Serial No.	Name of the road.
1	Road leading to Rajaram Wadi, behind Mehboob Studio, Bandra.
2	Next to Bombil Wadi, Off Hill Road, Bandra, leading to 53A, Hill Road.
3	Road leading to 74, Dr. Ambedkar Road.
4	Road leading to Hanuman Tekdi.
5	Lajpat Ray Road joining Police Station Road, Vile Parle.
6	Bamanwada, Vile Parle.
7	Lane from Dhobighat to Irla Lane.
8	Road leading to Kadamwadi from Madhavdas Vasanji Road to Krula Andheri Road (East).
9	Road leading to Squatters' Colony Road and Majas Road, Jogeshwari (East).
10	Passage leading to Telli Gully Cross Road, Off Sahar Road, Andheri (East).
11	Road leading to Bharat Niwas from S. V. Road near Oshivra Bridge, Jogeshwari (West).
12	Road leading to Shantawadi of J. P. Road, Andheri (West).
13	Nari Seva Sadan Road leading to Asalpha Village.
14	Government Road leading to Khandelwal Udyog upto Vidya Vihar Station.
15	Road from Navpada Village to Holy Cross High School.
16	Passages from Kurla Andheri Road leading to Jari Mari Village.
17	Road leading to Bombay Potteries from Pipe Road.
18	Improvement of a road from Ghatla Village to Babusheth Wadi, Chembur.
19	Improvement of a Cross Road, from 7th Road to Plot No. 403, S. S. III.
20	Road leading to Ram Nagar, Off Chincholi Bunder Road.
21	Datta Mandir Cross Road leading to Bandongri, Malad.
22	Road joining Aarey Road and Station Road through Marwadi Compound.
23	Road leading to Chandralok Building, Off Aarey Road, Goregaon.
24	20' wide road joining Quarry Road and Jitendra Road via Hind Store, Malad.
25	Jawahar Nagar Road Nos. 16, 17, 18, 19 and 20, Goregaon.
26	Road leading to Govind Nagar from Level Crossing at Chinchholi, Malad.
27	Cross Road of Aarey Road leading to Unnat Nagar, Goregaon.
28	Internal roads in Lourds Colony, Malad (West).
29	Road from Quarry Road to Jitendra Road passing through Hind Stone, Malad (East).
30	Road leading to Ramnagar, Off Chincholi Bunder Road, Malad.
31	Dahanukar Wadi Cross Road, Kandivli (West).
32	Ashok Nagar Cross Road, Kandivli (East).
33	Road joining Carter Road No. 3 with Rai Dongri near Public Sanitary Convenience upto Hill, Borivli (East).
34	Road leading to I. C. Colony, Annexe, Borivli (West).
35	Simpoli Road to Umedashram, Borivli (West).
36	Road leading to Palkar House, Off Naya Bungalow, Borivli (West).
37	Road joining M. H. B. Colony with Dattapada Road, near Dattapada Road, Municipal School, Borivli.
38	Road leading to Pereira Wadi of Sawant Road, Dahisar (West).

APPENDIX No. 26.

Statement showing the works carried out under village Amenities during the year 1968-69.

Serial No.	Name of the work.	Estimated cost.
1	Internal Roads in Versova Village, Andheri (West)	Rs. P. 17,652.00
2	Providing rubble masonry pitch drain at Datta Nagar Govandi, Chembur	12,528.99 (Amount of Rs. 6,293.70 paid during the year 1967-68 as adhoc bill).
3	Filling ditch of Datta Nagar, Govandi, Chembur	17,462.13
4	Providing C. C. passage at Shimpoli Village, Borivli	22,022.51
5	Providing open half round hume pipe S. W. Drain at Dahisar Gavthan, Dahisar	13,662.00

APPENDIX No. 27.

Construction of Public Sanitary Conveniences in Suburbs during the year 1968-69 works either completed or in progress.

Serial No.	Name of the work.
1	Two Janata Type P. S. Cs. (1 four seated & 1 two seated) at Bunder Wadi.
2	Four P. S. Cs. (4 seated each) near Slaughter House, Bandra.
3	4 seated P. S. Cs. on full flushing system at B. T. Market.
4	8 seated P. S. Cs on full flushing system at Behrampada.
5	Construction of six seated P. S. C. block at New Mandala.
6	Construction of six seated P. S. C. block at Sidharth Colony.
7	Construction of 8 seated P. S. C. block at Datta Nagar, Govandi.
8	Construction of 6 seated P. S. C. block at Mankhurd Village.
9	Construction of 8 seated P. S. C. block at Nimboni Baug.
10	Construction of six seated P. S. C. block at Gavanpada Village, Chembur.
11	Construction of 8 seated P. S. C. block on full flushing system at Charai Village, near Telephone Office.
12	Construction of 8 seated P. S. C. block for females at Ghatla Village, Chembur.
13	Construction of 8 seated P. S. C. block for males at the north of K. D. Rly. line, Johnson Colony, Chembur.
14	Construction of 8 seated P. S. C. block for female at the north of K. D. Rly.
15	Construction of 8 seated P. S. C. block on full flushing system at Chembur Gaathan.
16	Construction of 8 seated P. S. C. Block at Khotikuva Road near Dhanji Wadi, Malad.
17	Construction of 6 seated P. S. C. block at Govind Nagar, Malad (East)
18	Construction of 8 seated P. S. C. block at Sainath Market, Malad.
19	Construction of 8 seated P. S. C. Block at Kedarmal Road, Malad (East)
20	Public Sanitary Conveniences at Patil Wadi, Dattapada, Borivli (East).

APPENDIX No. 28.

Statement showing the Number of Tenements constructed by private parties during the year 1968-69. (Suburbs and Extended Suburbs).

Ward.	No. of one room tenements.	No. of two room tenements.	No. of three room tenements.	No. of larger tenements usually known as flats.	Total.
H ...	1	120	134	125	380
K ...	78	214	454	260	1,006
L ...	Nil	120	90	32	242
M ...	368	22	9	1	400
N ...	6	114	318	59	497
T ...	209	73	5	2	289
P ...	228	736	409	53	1,426
R ...	169	843	378	51	1,441

APPENDIX No. 29.

Statement showing the roads on which the regular lines under Section 297(i)(a) and 297(i)(b) were prescribed/ revised in the Suburbs and Extended Suburbs during the period from April 1968 to March 1969.

Serial No.	Name of Road.	Plan No. E.E.T. & C. (Suburbs).	Proposed width.	Ward.	Remarks.
1	2	3	4	5	6
1	Turner Road, Vithalbai Patel Road, and Bandra Station Road.	24 2-5-1968	90'	H	For approval of the Corporation.
2	Widening of passage leading to Swadeshi Mill Road.	25 2-5-1968	44'	H	Sanctioned 9-5-1968.
3	Jayprakash Road (Andheri) (between Vesava Village and Dadabhai Nowroji Garden).	26 2-5-1968	60'	K	To be notified.
4	Swami Vivekanand Road (National Library Road and Turner Road).	27 2-5-1968	90'	H	Sanctioned by Corporation 6-2-1969.
5	Shankar Lane (Kandivli)	... 28	44'	R	Sanctioned 8-6-1968.
6	Swami Vivekanand Road (Santacruz Station Road & 'H' Ward limit).	4-6-1968 29 4-6-1968 30	90'	H	Sanctioned by Corporation 6-2-1969.
7	Dumping Road at Mulund	... 4-6-1968 31	60'	T	For approval of the Corporation.
8	Pali Hill Road	... 4-6-1968		H-1	Sanctioned 8-6-1968.
9	Suren Road off Andheri Kurla Road, at (Andheri East).	32 7-8-1968 33	44'	K	Sanctioned 8-8-1968
10	Pipe Road	... 7-8-1968 34	44'	L	Sanctioned 8-8-1968.
11	Purshottam Kheraj Road, Mulund	... 7-8-1968 35	60'	T	For approval of the Corporation.
12	Rokadia Lane at Borivli	... 7-8-1968 36	44'	R	Do.
13	Mount Mary Road	... 7-8-1968 36A.	60'	H	Do.
14	Section Plan of Mount Mary Road	... 7-8-1968 37	60'	H	Do.
15	Juhu Road (West)	... 7-8-1968	60'	K	Do.
16	Turner Road (between Dr. Ambedkar Road and Swami Vivekanand Road).	38 7-8-1968 23B.	60'	H	Do.
17	Swami Vivekanand Road (part 3)	... 2-5-1968 40	90'	R	Sanctioned 27-5-1968.
18	Sathe park at Chembur	... 29-11-1968 41		M	Sanctioned 9-12-1968.
19	Vallabhbhai Patel Road, (Kandivli)	... 17-12-1968 42	44'	R	Sanctioned 6-1-1969.
20	Police Station Road at Vile Parle (West)	... 17-12-1968 43	40'	K	Sanctioned 17-12-1968.
21	Dadisheth Road at Malad	... 4-2-1969 44	44'	P	Sanctioned 13-2-1969.
22	Mahatma Gandhi Road Vile Parle (East)	... 4-2-1969 45	60'	K	Sanctioned 13-2-1969.
23	School Road and Kisaon Road at Malad	... 4-2-1969 46	44'	P	Sanctioned 13-2-1969.
24	C. S. T. Road at Andheri	... 19-3-1969	70'	K	Sanctioned 22-3-1969.

APPENDIX No. 30.

Statement showing the private road taken over by the Corporation in Suburbs and Extended Suburbs during the year 1968-69.

Serial No.	Name of the Road.
1	Road leading to Vithal Nagar Co-op. Housing Society at Juhu Vileparle Development Scheme, Vileparle (West)
2	Road in Andheri Co.-op. Housing, S. V. Road, Andheri (West).
3	Daruwala Cross Road, Malad (West)
4	Road opposite Tipco Company leading to School Off Quarry Road
5	Road starting from Station Road and passing by the side of Sainath Tank Malad (West)
6	Cross Road on the west side of Liberty Garden, Main Road, No. 2 Malad (West)
7	Cross Road of Poddar Road leading to Gurudwar, Malad (East)
8	Cross Road of Gogte Wadi Road leading to Pandya Chawl, Goregaon (East)
9	Gogte Wadi Cross Road opposite Public Well Goregaon.
10	Walbhat Cross Road from Walbhat Road to East of Dalvi Compound
11	Roads in Lourds Colony, Malad.

APPENDIX No. 31.

(Suburbs and Extended Suburbs)

Measures to reduce flooding for reducing the recurrence of flooding the following works were executed during the year 1968-69.

Serial No.	Name of the Work.	Cost.	
		Rs.	P.
1	Providing side drains at Solicitor Pandit Mahadeo Prasad Road, Off Quarry Road ...	13,043.43	
2	Providing side drains to Makrani Pada Road extension towards North Off Quarry Road, Malad ...	17,241.93	
3	Repairing the existing side walls of Nalls Dhanji Wadi Khotkuva Road, Malad ...	21,283.24	
4	Providing S. W. drain at west side of Shrinagar Road Goregaon ...	14,353.27	
5	Cement concret bedding at Dhanji Wadi—Nalla ...	23,737.03	
6	Box type culvert on Dhanji Wadi Nalla at Khotkuva Road, Malad ...	6,031.87	
7	S. W. drains on the road in front of Unnath Nagar Municipal School, Goregaon ...	8,413.70	
8	Side pucca drains at passage leading to Makranipada at South of Quarry Road ...	10,642.68	
9	Construction of U. C. R. retaining wall on east side of proposed passage at Sainath Market, Malad ...	5,155.78	
10	Providing 36" dia. hume pipes with Inspection Chamber for abatement of flooding at Mamlatdarwadi Cross Lane No. 6 ...	10,682.40	
11	S. W. Drains in front of bus stand at Jawahar Nagar Road No. 1 ...	5,333.72	
12	Side pucca drain at Manchubhai Cross Road leading to C. O. D. Malad (East) ...	7,086.70	
13	Extention of underground drains in Tripathi Scheme Goregaon ...	23,734.20	
14	Side pucca drain at Kedarmal Road, Malad ...	14,750.15	
15	Side pucca drain at Kedarmal Road Off Quarry Road Malad ...	18,284.99	
16	Providing side pucca drain at Mamlatdarwadi Cross Road No. 1 ...	26,170.20	
17	do. " " 2 ...	18,456.23	
18	do. " " 3 ...	18,341.66	
19	do. " " 4 ...	17,429.71	
20	do. " " 5 ...	6,901.05	
21	do. " " 6 ...	18,507.87	
22	Providing S. W. drain on the road leading to Dalwai Chawl, Off Walbhat Road, Goregaon ...	7,260.15	
23	Providing S. W. Drain for Gogte wadi Road, Goregaon ...	9,641.20	
24	S. W. drain on the west side of Gogte wadi Road ...	3,861.33	
25	Channel on the Cross Road off Gogte wadi Road ...	671.02	

APPENDIX No. 31—(Contd.).

Serial No.	Name of the work	Cost.	
		Rs.	P.
26	Providing and laying hume pipe drain 18" dia. through Private land in between Anand Poddar Road and Solicitor Road, Malad (East)	7,302.00	
27	Reps to existing damaged culvert Opp. Mamlatdar wadi Cross Road No. 3	6,269.90	
28	Side pucca drain at Gogatewadi, Goregaon	1,998.15	
29	S. W. drain at Malad Gaothan Stage No. 3	21,133.00	
30	do. 4	23,753.00	
31	do. 5	21,990.00	
32	Reps to existing damaged side pucca drain at Dhanji Wadi near W. C. Block	7,406.69	
33	Providing side pucca drain at Mamlatdarwadi Cross Road No. 3	17,247.19	
34	Parapet walls in Mamlatdarwadi Cross Road, No. 3 East and West side	3,460.60	
35	Renovation of damaged side walls of the drain at Turel Pakhadi Road, Malad	2,237.82	
36	Construction of culvert at Ashok Chakravarti Road, Kandivali (East)	8,884.16	
37	S. W. drain on west side of Carter Road No. 3, Borivli (East)	8,905.00	
38	S. W. Drain at Asra Road, Borivli (East)	15,357.00	
39	S. W. Drain from rear side of Market at Carter Road, Borivli	8,601.00	
40	S. W. Drain on east side of Carter Road No. 3, Borivli (East) (from 'Mandir' towards north)	10,812.31	
41	S. W. Drain joining Dattapada Road to Chanpuria Gutter, Borivli (East)	12,765.00	
42	S. W. Drains along Station Road side at Dalvi Road, Kandivli (West)	12,682.00	
43	S. W. Drain on east of VasANJI Lalji Road, Kandivli (West)	24,154.00	
44	Providing pucca gutter on west side of VasANJI Lalji Road, Kandivli (West)	19,173.65	
45	Pucca Gutters on south of Bajaj Road, Kandivli (West)	14,741.95	
46	Providing pucca gutter on north side of Dalvi Road, Kandivli (West)	12,018.00	
47	Providing pucca gutters on north of Bajaj Road, Kandivli (West)	14,211.36	
48	S. W. Drain on the east side opp. Carter Road No. 5, Borivli ((East)	6,093.00	
49	Providing S. W. drain from Chinchpada well to Chanpuria Gutter, Borivli (East)	9,208.00	

ESTATES & LAND MANAGEMENT DEPARTMENT

I—CHANGES IN LAYOUT.

There were no changes in the Lay-outs of the Ex-Trust Estates.

II—REVIEW OF THE EX-TRUST AND MUNICIPAL SECTION.

A—Ex-Trust section.

There were no changes in Schedules X, Y and Z Lands. The changes effected in the other Ex-Trust Estates are shown in Appendix I.

The undeveloped land at present with the Corporation is approximately 494 acres which covers the land at Dharavi Scheme 56.

B—Municipal Section.

One Plot in Municipal Scheme has been disposed of in the year 1968-69 as shown in Appendix 3A.

The statement below indicates the progress of the disposal of the Municipal land during the previous 3 years.

Year	No. of plots	Area in sq. meters	Capital value.
1965-66	2	16,557.05	4,200.00
1966-67
1967-68	4	25,716.02	4,37,000.00

The total area of 3182.30 sq. meters though available for disposal in Municipal layout scheme as on 1-4-69, the same can not be disposed of as it is required for Municipal purpose.

III.—SLUM CLEARANCE.

182 Tenements were constructed at Rawli Camp during the year under report.

IV.—INDUSTRIAL ESTATES.

The construction of Industrial Estates has been taken by the Corporation for rehabilitation of the Industrial Units required to be shifted from the lands required for Municipal purposes.

No new gas for Industrial Estates were completed during the year under report.

V.—DISHOUSING AND REHOUSING

New residential accommodation made available by the lessees of the ex-Trust during the year was 269 (Appendix 13 column No. 18) tenements. The total number of tenements provided upto date in all the Trust Estates including those erected by the Development Department and the several mill companies exceeded the total number of tenements demolished by 46,233 (Appendix 13 Column No. 25).

VI.—NEW HOUSING SCHEMES.

The following new tenements were completed during the year under report:—

1. 140 tenements at Rawli Camp. (2) 42 tenements at Rawli Camp near Koliwada level crossing. (3) 160 tenements at Dharavi near Jasmine Mill. (4) 96 tenements at Tata Camp Andheri. (5) 598 tenements at Malwani. (6) 160 tenements at Chembur near Deonar village. (7) 422 tenements at Deonar.

2. New residential accommodation made available in the houses erected by lessees during the year was 269.

3. *Housing of Squatters.*—The number of squatters families residing at Mankhurd and Joeghawari Colonies was 2,300 and 1,954 respectively.

The recoveries of rent in both the colonies were Rs. 78,850 and Rs. 37,950 during the year against the demand including the arrears of Rs. 12,19,992 and Rs. 5,09,271 respectively

4. The recoveries of rents of the dormitory at Palton Road amounted to Rs. 49,674 during the year.

VII.—DISPOSAL OF LANDS.

Long Leases.

The number of plots let during the year was 2. The total area of the land thus disposed of admeasures 1,435.64 sq. meters valued at Rs. 6,52,762. The total number of plots disposed of upto the end of 1968-69 was 4,343 with an area of 52,35,814.64 sq. meters and valued at Rs. 13,52,42,187 yielding an annual rent of Rs. 53,55,659. In respect of plots for which premium or commutation amounts had not been received, the rate at which ground rent was commuted was 22½ years' purchase of plots let before 23rd November 1920 and 18 years' purchase thereafter upto May 1948. The ground rent for the plots was charged at 5 per cent per annum (instead of 6 per cent per annum charged since 1920) on the value of land and the amount of commutation was fixed at 21 times the annual ground rent (*vide* Corporation Resolution No. 157, dated the 6th May 1948).

Where the period of commutation expired, the Lessees were allowed to commute at the rate of .28 times the annual ground rent reserved (*vide* C. R. No. 1031, dated the 11th February 1943), but now commutation is being discouraged. The rate of ground rent is charged at 7 per cent. (*Vide* C. R. No. 557, dated the 20th September 1962) from 1st July 1962, and commutation is stopped.

The progress in the disposal of Trust lands on permanent basis during the year is shown in Appendix No. 2.

The details of lease in Sion Matunga etc., are shown in Appendix 3.

The amount received by way of commutation of ground rent and premium etc., during the year was Rs. 3,85,712.

The amount received by way of commutation of ground rent at premium during the year 1965-66 to 68-69 are shown in Appendix No. 10.

A comparative statement showing the number of permanent lease hold plots with the demand and collection as on 31st March of the past four years is shown in Appendix 4.

As can be seen in the said appendix *vide* item No. 8 a percentage of 34.35 arrears could be attributed mostly to the usual tendency on the part of the new building tenants to withhold payment of ground rent to the extent to cash security deposited by them with a view to getting the same adjusted towards the ground rent. The main items of arrears which constitute a part break of Rs. 1,01,040 of 'A' Budget shown in Appendix No. 7 and of Rs. 26,03,445.00 of 'B' Budget shown in appendix No. 6 can be classified as under :—

	Rs.
(1) Ground rents withheld by lessees to the extent of their security deposits ...	1,53,146
(2) Ground rents in respect of plots occupied by Government of Maharashtra and Defence Department ...	9,97,684
(3) Ground rent in respect of properties vested in the Deputy Custodian of Evacuee Property ...	16,473
(4) Ground rent in respect of plots against which disputes have been raised and their cases are under consideration ...	2,80,339
(5) Ground rent due from Western and Central Railways ...	51,558
(6) Ground rent due from Municipal Departments ...	8,538
Total ...	15,07,738

(2) Short Leases.

No temporary leases were granted during the year under report.

The number of vacant land tenancies both *ex-Trust* and Municipal Estates excluding those given in Mankhurd and Jogeshwari Colony was 6136 and 872 respectively at the close of the year. The demand for vacant land tenancies in *ex-Trust* Estates and Municipal lands for the year under report was Rs. 10,02,095 and Rs. 5,46,008 and the recovery was Rs. 8,33,210 and Rs. 6,28,317 respectively inclusive of arrears.

VIII.—MANAGEMENT OF PROPERTY AND COLLECTION OF REVENUE.

A.—Trust Section.

(a) *Chawl Permanent*.—The gross demand of tenements in the chawls for the year was Rs. 22,84,719 on 31st March 1969 as against Rs. 23,80,686.

The concessional rent includes the rents of rooms let out to the peons of the different departments in lieu of house rent allowance and rent free quarters allowed to 193 sweepers of this department.

The collection on account of rents from the permanent chawls during the year amount to Rs. 22,09,162 deducting therefrom the charges on account of outgoing amounts to Rs. 26,56,644 net loss comes to Rs. 4,47,482.

The capital expenditure incurred on the chawls including the value of the land is Rs. 246 lakhs. The Corporation have to pay interest and sinking fund charges at the rate of 4.61 per cent. per annum on the capital expenditure prior to 1919-20 and 6.35 per cent. per annum on the capital expenditure incurred in subsequent years, and 4.24 per cent. in respect of those constructed after 1950. This amounts to 12.96 lacs per annum (*vide* Appendix 12). After adding the amount of net loss into the amount of interest and sinking fund charges the accounts for the chawls show a loss of about Rs. 18,27,419 as shown in the said Appendix column No. 11.

(b) *Semi permanent sheds*.—The gross demand in respect of 7528 rooms in the Semi Permanent Sheds including Labour Camps for the year was Rs. 16,88,608. The net demand after excluding the concessional rent and vacancies was Rs. 16,67,203. The revenue actually collected comes to Rs. 18,18,903 which was equivalent to 68.99 per cent. of the total recoverable rent including arrears of Rs. 9,69,064 for the previous year.

General remarks in chawls and semi-permanent sheds.—The average population in these chawls during the year 1968-69 was 1,26,721 against 1,67,037 in 1967-68 and 1,38,861 in 1966-67 respectively while the corresponding figures for semi-permanent sheds including the labour camps were 73,501 and 80,478 and 78,903 respectively.

Pursuant to the Standing Committee Resolution No. 80, dated the 15th April 1946, 193 scavengers out of 570 belonging to the Department were allowed rent free occupation and the remaining members were in receipt of house rent allowance.

The percentage of outgoings in respect of the chawls and semi-permanent sheds are shown in Appendix 5 on the basis of annual rental of Rs. 22,65,103 for chawls and Rs. 16,67,203 for semi-permanent sheds total outgoings being 124.79 per cent. and 84.95 per cent. respectively.

Amounts transferred to Rent Equalisation Fund and Amenity Fund were Rs. 1,78,174 and Rs. 59,391 respectively. The difference between the standard rents worked out on 5 per cent. of the cost of land and 10 per cent. on the cost of construction of post-war residential tenements and the subsidised rents actually charged are to be met from the Rent Equalisation Fund.

Revenue collected from tenements constructed from slum clearance was Rs. 17,45,509 (Appendix 6A) against the demand of Rs. 26,04,327 inclusive of arrears. The tenements constructed under slum clearance (City and Suburbs) are shown in Appendix No. 14.

Acquired properties.—At the commencement of the year there were 446 acquired or surrendered buildings in charge of this department containing 5706 tenancies. At the close of the year, corresponding figures were 461 Bldgs. and 5910 tenements.

The gross demand of 5,910 tenements in the acquired and re-entered buildings was Rs. 11,32,104. After excluding the amount for concession in rent and vacancies the net demand for the year was Rs. 11,22,181.

The revenue actually collected amounted to Rs. 7,55,350 which was equal to 45.46 per cent. of the total recoverable amount including arrears of Rs. 5,03,509 for the previous year.

Summary of revenue.—The total collection of revenue from permanent leases, short leases, monthly tenancies and slum clearance properties can be seen from Appendix No. 6 and Appendix No. 6-A.

Requisitioned Buildings.—The management and collection of rent in respect of 16 properties having 427 tenancies requisitioned from private landlords for A. R. P. purposes were continued to be looked after by this department. The demand inclusive of arrears in respect of these tenancies for the year was Rs. 1,35,304 and the recovery was Rs. 75,652 which was equal to 55.50 per cent. of the total recoverable amount.

During the year under review, the demand and recovery of taxes aggregated to Rs. 73,765 and Rs. 46,647 respectively. The arrears due for collection at the close of the year stand at Rs. 726,648.

B.—MUNICIPAL SECTION.

Details of the total collection of revenue in respect of Municipal properties under Budget 'A' are shown in Appendix No. 7.

Tenements constructed under Budget 'A' for Municipal General staff are shown in Appendix No. 9.

GENERAL

Formerly sugarcane juice stalls were permitted only on Plots with shop user, but subsequently the Improvements Committee and the Corporation were pleased to permit the sugarcane juice stalls even on residential plots with a shop line, under their Resolutions Nos. 152 of 8-8-1967 and 1334 of 16-2-1963 respectively.

Formerly flour mills were permitted only on shop plots. But the Corporation by their Resolution No. 169, dated the 10th May 1968 has extended the concession even to residential plots with a shop line.

Under the lease terms, there is only one year's rent free period for all the leases. Our ground rent starts as soon as the first year of the period is over whether a building is constructed on the plot or not. But for educational institutions the Corporation by their Resolution No. 1021, dated the 12th December 1963 has permitted a four years' full rent free period and further two years half rent free period.

There were some passages in Dadar Matunga and Sion Matunga Estates which were ill used by unauthorised persons. Complaints were received from the lessees of the plots abutting on the passages. The Corporation by their Resolution No. 1259, dated the 3rd February 1969 have been pleased to merge these passages into the plots subject to the condition that the Lessees will have to pay for the passages at the rate of Rs. 90 per sq. yd. in case they are able to take advantage of the additional area by way of index. If, however, the lessees are unable to take advantage by way of index, the passages could be merged at the rate of Rs. 35 per sq. yd.

At the instance of the Improvements Committee, a new transfer policy has been adopted under which the rent of the building tenancies is increased by 25 per cent. on the existing rent plus transfer fee at the time of transfer to non-legal heirs.

Similarly though no fresh vacant land tenancy is created, at the time of transfer of the existing tenancy to non-legal heirs, increase in ground rent at the current market rate is charged.

With these steps, it is expected that revenue from rent will increase.

K. U. MEHTA,

W. O. (Estates)

APPENDIX No. 1

Statement showing the total areas of developed lands in the Ex-Trust Estates.

	Change in	As at the	
		beginning of 1968-69 Square meters in thousands	end of 1968-69 square meters in thousand
DEVELOPED LAND			
Area permanently leased	...	5,004.66	5,006.08
Area of Trust Chawls Sites	...	158.86	158.86
Area Sold	...	7.53	7.53
Area reserved for a Municipal Markets	...	1.67	1.67
Rent of permanently leased area (in rupees in thousands)	...	4,706.03	4,752.01

APPENDIX No. 2

Statement showing the disposal of Ex-Trust Lands during 1968-69.

Particulars	No. of plots	Area in sq. meters	Capital	Annual
			value	rent
			Rs.	Rs.
<i>Plots leased on—</i>				
I Rental basis	2	1,425	...	45,694
II Premium basis
Total plots disposed of	2	1,425	...	45,694
Plots disposed of in 1966-67 or earlier but surrendered to the Municipality
<i>Corresponding figures for—</i>				
1967-68	Nil	Nil	Nil	Nil
1966-67	Nil	Nil	Nil	Nil
1965-66	2	4,819.45	5,014.00	35,098

APPENDIX No. 3

Number of plots disposed of in the different Ex-Trust Estates, during 1968-69

Estate	Plots No. of	Area in sq. meters	Capital	Annual	Premium
			value	rent	received or receivable
			Rs.	Rs.	Rs.
Sydenham Road	8	199	2,08,950	14,627	Nil
Naigaum	8A	1226	4,43,812	31,067	Nil
Total No. of plots	2	1425	6,52,762	45,694	Nil

APPENDIX No. 3-A.

Number of plots disposed of in different Municipal Land in the City during 1968-69.

Land.	C. S. No.	Area in sq. meters.	Capital value.	Annual ground rent.	Value paid if any	Remarks
			Rs.	Rs.	Rs.	
Land near Jewish Cemetery	Dr. E. Moses Road	232	2,784	195	Nil	C. R. No. 546- of 17-7-69.

APPENDIX No. 4

Comparative statement of demand, Collection etc. in respect of permanently leased plots.

Particulars.	1966	1967	1968	1969
(1) Number of Tenancies	3,655	3,671	3,694	3,710
(2) Opening balance of arrears in lacs of rupees ...	11.99	13.75	15.39	20.81
(3) Demand for the year in Lacs of rupees	39.63	43.08	43.44	44.40
(4) Total demand including arrears in lacs of rupees ...	51.62	56.83	58.83	65.21
(5) Amount collected in lacs of rupees	40.11	43.11	39.46	42.81
(6) Percentage of collection to the demand including arrears	77.70	75.86	67.07	65.65
(7) Percentage of collection to the demand for the year.	101.21	100.07	90.83	96.42
(8) Percentage of arrears to amount for collection ...	26.63	27.08	35.37	34.35

APPENDIX No. 5

Statement of percentages of outgoings in respect of chawls and S. P. Sheds.

Particulars	Permanent chawls		Permanent ground floor rooms & S. P. Sheds	
	1967-68	1968-69	1967-68	1968-69
Sanitary Staff	19.20	22.63	20.40	23.24
Pumpmen				
Cost of Management & Establishment ...	7.50	7.50	7.50	7.50
Municipal Rates and Taxes	40.98	28.01	37.64	28.12
Repairs and Maintenance including lighting ...	80.38	66.65	41.25	26.09
Vacancies				
Total ...	148.06	124.79	106.79	84.95

APPENDIX No. 6.

Summary of Revenue of 'B' Budget properties for 1968-69.

Particulars	Collection of Revenue		
	Permanent	Temporary	Total
	Rs.	Rs.	Rs.
Demand for the year	44,39,747	63,60,369	1,08,00,116
Arrears	20,81,177	68,18,803	88,99,980
Total ...	65,20,924	1,31,79,172	1,97,00,096
Amount collected	42,80,876	61,18,684	1,03,99,560
Variations in demand for the previous year carried during the year	+ 3,72,971 - 9,574	+ 2,58,112 - 7,44,170	+ 6,31,083 - 7,53,744
Amount written off under S.C.R. No. 2533 to 4th December 1968		358.04	358.04
Arrears as on 1st April 1969	26,03,445	65,74,072	91,77,517
Arrears as on 1st April 1968	20,81,177	68,18,803	88,99,980
Arrears as on 1st April 1967	15,39,097	67,72,568	83,11,665

Notes.—Figures in appendix No. 6 are subject to reconciliation.

APPENDIX No. 6-A.

Summary of revenue of 'B' Budget properties under Slum Clearance for 1968-69.

Particulars.	Collection of Revenue		
	City	Suburbs	Total
	Rs.	Rs.	Rs.
Demand for the year	13,65,743	4,65,434	18,31,177
Arrears	4,78,549	2,94,601	7,73,150
Total ...	18,44,292	7,60,035	26,04,327
Amount collected	12,95,289	4,51,220	17,46,509
Variation in demand for the previous year carried out during the year.	+ 21,249 - 54,492	+ 485 - 3,918	+ 21,754 - 58,410
Arrears as on 1st April 1969	5,15,760	3,05,382	8,21,142
Arrears as on 1st April 1968	4,78,549	2,94,601	7,73,150
Arrears as on 1st April 1967	4,56,982	1,91,303	6,48,285

Note.—Figures in Appendix No. 6A are subject to reconciliation.

APPENDIX No. 7.

Summary of Revenue of 'A' Budget Properties for 1968 69.

Particulars.	Collection of Revenue		
	Permanent	Temporary	Total
	Rs.	Rs.	Rs.
Demand for the year	2,27,531	27,42,048	29,69,579
Arrears	1,75,510	20,29,927	22,05,437
Total ...	4,03,041	47,71,975	51,75,016
Amount collected	3,04,050	31,47,190	34,51,240
Variation in demand for the previous year carried during the year	+ 34,226 - 32,177	+ 2,64,336 - 2,39,286	+ 2,98,562 - 2,71,463
Arrears as on 1st April 1969	1,01,040	16,49,835	17,50,875
Arrears as on 1st April 1968	1,75,510	20,29,927	22,05,437
Arrears as on 1st April 1967	1,05,265	17,23,335	18,28,600

Note.—Figures in appendix No. 7 are subject to reconciliation.

APPENDIX No. 8

Statement of Permissions granted in respect of leased plots for 1968-69 :—

Description	No. of Proposals	Premium	Ground Rent
		Rs.	Rs.
Motor Garages	40	1,402	7,709
Additional Floors	65	2,792	35,813
Change of Users and Miscellaneous proposals such as encroachments, floors, Canopies, temporary structures, Rewas projections, otla projections, lofts, etc. } Basement } Gallery projections, } ... } ... }	132	11,356	75,665
Fines	7,975	...
Transfer fees	1,050	...

APPENDIX No. 9

Statement of Tenements Constructed from Budget 'A' for Municipal General Staff —

Serial No.	Locality	Year of Construction	No. of Structures	No. of Tenements	Subsidised Rent		Standard Rent
					Maximum	Minimum	
CITY					Rs. (Subsidised rent at Rs. 12 per 100 sq. feet.)	Rs.	Rs.
1	Gilder Lane Tenements Bombay Central.	1958	4	144 (64)* (80)	54.79 38.24	38.79 27.24	93.59 65.30
2	Elphinstone Road Tenements. Parcel.	1958	3	72	26.81	19.59	41.6
3	Surya Cinema Tenements. Najam	1958	2	48	26.82	19.59	41.96
4	Chinchpokli Tenements Arthur Road.	1959	2	32	33.09 31.01 34.89 32.83	26.70	53.50
5	Maratha Hospital Com- pound, Byculla.	1959	4	64	35.84 37.64		
6	Worli Tenements Dr. Annie Beasant Road.	1961	7	112	33.7 32.94 35.29 34.67	26.70	66.15 66.15 71.83 70.25
7	40 tenements Maratha Hospital Compound	1935	2	40
8	Maratha Hospital Com- pound, Byculla. SURLS.	1962	2	16 8 @	39.15 42.24 69.23	26.82	71.19 114.08
1	Khar Tenements Hasanabad Lane.	1961	5	60	40.34 41.07		26.70

* Three room tenements. Rest are two room tenements.

@ Four room tenements.

APPENDIX No. 10 Capital Account. Figures in Lakhs.

Particulars	1965-66		1966-67		1967-68		1968-69	
	In the year	To end of the year	In the year	To end of the year	In the year	To end of the year	In the year	To end of the year
RECEIPT.								
Loan	100.00	2203.56	50.00	2,253.56	50.00	2,303.56	75.00	2,378.56
Discount or Premium	...	-15.01	...	-15.01	...	-15.01	...	-15.01
Sale Proceeds	4.16	795.69	2.85	798.54	4.06	802.60	4.89	807.49
Appropriation from General Account	...	-211.78	...	-219.78	...	-219.78	22.95	-195.83
Special contribution from Government...	...	59.00	...	59.00	...	59.00	...	59.00
Release of Debentures lodged with Govt.	...	42.50	...	42.60	...	42.60	...	42.60
Extraordinary receipts	...	25.10	...	25.10	...	25.10	...	25.10
Miscellaneous
Total	104.16	3891.16	52.85	3,944.01	54.06	3,958.07	102.84	3,100.91
EXPENDITURE								
<i>I.—On Govt. and Municipal Property—</i>								
Schedule 'W'	...	13.50	...	13.50	...	13.50	...	13.50
Do. 'X'	...	16.20	...	16.20	...	16.20	...	16.20
Do. 'Y'	...	4.70	...	4.70	...	4.70	...	4.70
Police Accommodation Schemes	...	91.60	...	91.60	...	91.60	...	91.60
Total	...	126.00	...	126.00	...	126.00	...	126.00
<i>II.—On the Trust own acquired lands—</i>								
Cost of Management and Estab.	6.62	259.06	30.92	289.98	54.67	324.65	4.95	229.60
Acquisition of land	0.03	1,045.08	...	1,045.8	-7.22	1,523.0	0.40	1,052.70
Chawls	35.16	431.89	35.33	467.27	34.11	505.57	47.52	552.91
Roads	24.42	668.33	0.38	668.71	17.8	685.79	15.36	701.15
Other works	1.50	91.76	0.22	90.98	0.9	91.07	...	91.07
Mill companies chawls	...	7.70	...	7.70	...	7.70	...	7.70
Total	67.73	2,502.82	66.90	2,569.72	97.8	2,660.90	68.23	2,735.13
<i>III.—Miscellaneous—</i>								
Office Buildings	...	4.50	...	4.50	...	4.50	...	4.50
Other items	...	12.30	...	12.30	...	12.30	...	12.30
Total	...	16.80	...	16.80	...	16.80	...	16.80
<i>IV.—Disposal of Profits</i>								
<i>V.—Debentures lodged with Govt.</i>								
<i>VI.—Repayment of Loan</i>								
Total	64.73	2832.57	66.90	28,97.49	97.18	2,906.67	68.23	3,064.90
Balance	35.43	58.57	4.05	...	13.12	1.40	34.61	26.01

APPENDIX No. 11

Analysis of General Account

(Figures in columns 2 to 12 shown in lakhs)

Year.	RECEIPTS						EXPENDITURE					Balance appropriated Capital account.	REMARKS.
	Rents.	Municipal contribution.	Share of tobacco duty.	Interest on investment.	Miscellaneous.	Total.	Maintenance.	Municipal rates and taxes.	Interest and sinking fund.	Miscellaneous.	Total.		
(1)	(2)	(3)	(3A)	(4)	(5)	(6)	(7)	(8)	(9)	(10)	(11)	(12)	(13)
	Rs.	Rs.	Rs.	Rs.	Rs.	Rs.	Rs.	Rs.	Rs.	Rs.	Rs.	Rs.	
1898-1899	1.9	1.9	1.1	0.1	1.8	Rent received in 1898-99 was mainly rent under Schedule 'Z'.
1899-1900	0.7	0.8	...	1.5	0.2	0.2	0.4	1.1	
1900-1901	0.9	4.8	...	1.6	...	7.3	0.3	0.2	2.2	...	2.7	4.6	
1901-1902	1.2	4.8	...	1.5	...	7.5	0.4	0.2	2.5	...	3.1	4.4	
1902-1903	1.4	5.0	...	3.1	...	9.9	0.4	0.2	4.1	...	4.7	5.2	
1903-1904	2.6	3.5	...	2.3	...	8.4	0.4	0.4	5.7	0.1	6.6	1.8	
1904-1905	5.8	2.0	...	2.7	...	10.5	0.7	0.9	8.1	0.1	9.8	0.7	
1905-1906	9.7	2.5	...	1.9	...	14.1	1.4	1.3	10.1	0.1	12.9	1.2	
1906-1907	8.5	3.0	...	2.1	0.1	13.7	1.9	1.1	11.2	0.1	14.3	-0.6	
1907-1908	8.1	3.6	...	2.4	0.1	14.2	2.2	1.0	12.1	0.1	15.4	-1.2	
1908-1909	9.4	4.5	...	1.2	0.1	15.2	2.5	0.8	13.0	0.1	16.4	-1.2	
1909-1910	11.4	7.8	...	1.5	0.2	20.9	*3.3	1.0	16.0	0.1	20.4	0.5	
1910-1911	14.4	8.9	...	1.5	0.1	24.9	*3.1	1.0	19.1	0.1	23.3	1.6	
1911-1912	16.6	8.6	...	2.2	0.1	27.5	*3.0	1.3	20.2	0.1	24.6	2.9	
1912-1913	18.0	9.2	...	2.0	...	29.2	*2.7	1.0	20.5	0.1	24.3	4.9	
1913-1914	20.9	9.3	...	2.5	...	32.7	*2.4	1.2	21.4	0.3	25.3	7.4	
1914-1915	23.0	9.8	...	1.5	0.1	34.4	2.7	1.5	22.4	0.3	26.9	7.5	
1915-1916	24.8	10.2	...	1.5	...	36.5	2.9	1.6	23.8	0.3	28.6	7.9	
1916-1917	27.2	11.0	...	2.5	0.1	40.8	3.1	1.7	25.8	0.2	30.8	10.0	
1917-1918	29.8	11.0	...	2.9	0.1	43.8	3.6	1.7	25.6	0.2	31.1	12.7	
1918-1919	33.2	11.5	...	2.0	0.1	46.8	3.6	2.0	25.2	0.2	31.0	15.8	
1919-1920	35.7	15.2	...	1.7	0.2	52.8	3.7	2.2	24.1	0.6	30.6	22.2	
1920-1921	37.5	15.7	...	5.4	0.5	59.1	4.0	2.4	29.4	1.0	36.8	22.3	
1921-1922	43.4	15.8	...	5.4	0.4	65.0	6.4	2.9	52.6	0.6	62.5	2.5	
1922-1923	45.0	17.9	...	4.9	0.1	67.9	7.9	3.5	64.1	-0.5	75.0	-7.1	
1923-1924	44.2	19.1	...	7.6	0.2	71.1	9.6	3.2	74.2	0.6	87.6	-16.5	
1924-1925	50.5	20.2	...	6.4	0.4	77.5	9.0	4.4	80.6	0.6	94.6	-17.1	
1925-1926	48.7	22.3	...	6.8	0.2	78.0	8.6	3.4	93.7	0.2	105.9	-27.9	
1926-1927	49.5	22.4	...	7.2	3.2	82.3	9.6	3.6	90.5	-0.3	103.4	-21.1	
1927-1928	48.5	23.1	...	6.3	2.3	80.2	11.3	3.8	90.2	...	105.3	-25.1	
1928-1929	47.6	23.0	...	3.8	1.0	75.4	10.6	2.7	90.4	...	103.7	-28.3	
1929-1930	51.0	22.9	...	2.7	0.1	76.7	10.2	2.9	99.3	...	102.4	-25.7	
1930-1931	50.2	23.1	...	2.7	0.2	76.2	10.2	3.4	92.1	...	105.7	-29.5	

*Includes interest paid to Government and the Municipality under Section 68 (1) of the old Act as shown below :-

Year.	Government. Rs.	Municipality. Rs.	Total. Rs.
1909-10	65,350	41,241	1,06,591
1910-11	46,440	37,841	84,281
1911-12	61,858	37,276	99,134
1912-13	68,194	37,431	1,05,625
1913-14	54,644	27,668	82,312
Total	2,96,486	1,81,457	4,77,943

* Includes an amount of Rs. 1 23 lakhs still to be adjusted.

1931-1932	49.3	23.5	...	1.4	0.1	74.3	10.5	3.3	4.3	...	108.1	-33.8
1932-1933	49.3	23.5	7.4	1.1	0.1	81.4	11.8	3.0	96.5	...	111.3	-29.9
1933-1934	49.2	32.9	11.4	3.9	...	97.4	7.5	4.4	98.2	...	110.1	-12.7
1934-1935	50.9	33.4	10.9	3.3	...	98.5	9.6	4.2	98.6	...	112.4	-13.9
1935-1936	50.3	33.4	9.8	2.8	0.1	96.4	9.5	3.8	102.3	20.8	136.4	-40.0
1936-1937	51.2	32.2	11.8	4.9	0.2	100.3	10.3	3.6	85.2	...	99.1	+1.2
1937-1938	50.6	34.4	12.4	4.6	0.6	102.6	10.5	3.3	83.1	...	96.9	+5.7
1938-1939	52.0	34.3	10.4	4.2	0.4	101.3	15.0	3.2	80.9	...	99.1	+2.2
1939-1940	53.5	37.1	9.9	3.4	0.4	104.3	16.1	3.4	80.2	...	99.7	+4.6
1940-1941	52.5	35.7	5.4	3.9	0.6	98.1	18.1	3.6	80.3	...	102.0	-3.9
1941-1942	52.3	36.9	10.0	4.0	0.3	103.5	14.3	3.4	80.0	...	97.7	+5.8
1942-1943	54.2	24.7	4.1	4.0	0.3	87.3	14.4	3.2	79.6	6.3	103.5	-16.2
1943-1944	54.7	26.3	10.0	4.0	0.4	95.4	15.2	3.2	79.5	...	97.9	-2.5
1944-1945	60.0	27.3	10.0	4.4	0.3	102.0	17.3	4.1	78.1	...	99.5	+2.5
1945-1946	60.3	28.4	7.5	4.3	0.5	101.0	20.0	4.4	77.6	...	102.0	-1.0
1946-1947	60.1	30.0	8.6	4.7	0.3	103.7	23.1	4.6	76.6	...	104.3	-0.6
1947-1948	67.9	30.0	9.2	5.5	0.3	112.9	24.2	4.4	77.1	...	105.7	+7.2
1948-1949	59.0	31.7	2.0	5.4	0.6	98.7	31.0	4.7	77.0	...	112.7	-14.0
1949-1950	60.7	32.9	10.0	5.9	0.7	110.2	29.8	4.7	76.3	...	110.8	-6
1950-1951	59.4	34.6	10.0	5.8	0.5	110.3	32.1	4.9	77.4	...	114.4	-4.1
1951-1952	60.8	36.3	10.0	5.8	0.6	113.5	28.5	5.9	76.5	...	110.9	+2.6
1952-1953	63.58	35.84	7.42	5.32	0.73	112.89	33.8	9.1	75.89	...	118.79	-5.9
1953-1954	68.13	36.99	10.0	5.25	0.66	121.03	37.49	7.5	76.15	...	121.14	-1.1
1954-1955	71.83	39.62	10.0	5.07	0.83	127.35	40.42	7.37	75.95	...	123.74	+3.61
1955-1956	68.61	39.89	6.38	3.78	0.64	119.30	45.86	2.45	75.62	...	123.93	-4.63
1956-1957	68.68	43.75	5.00	4.10	0.93	122.46	44.46	7.38	75.19	...	127.03	-4.57
1957-1958	67.24	44.53	14.56	4.39	0.26	130.98	40.14	7.71	76.12	...	123.97	+7.01
1958-1959	67.22	46.04	7.56	2.86	0.38	124.06	41.58	6.65	75.92	...	124.15	-0.09
1959-1960	69.78	47.44	7.64	1.95	0.70	127.51	41.31	7.85	75.82	...	124.98	+2.53
1960-1961	78.19	47.27	5.11	1.39	0.55	132.51	47.97	7.75	76.81	...	132.53	-0.02
1961-1962	78.45	54.67	5.13	3.21	0.68	142.14	45.62	7.86	81.36	...	134.84	+7.30
1962-1963	80.13	54.84	...	2.25	0.69	137.91	44.02	9.02	83.69	...	136.73	+1.18
1963-1964	84.20	56.36	...	3.76	0.59	144.91	57.04	18.47	87.98	...	163.49	-18.58
1964-1965	85.55	54.85	10.00	3.96	1.93	156.29	58.68	12.11	89.39	...	160.18	-3.89
1965-1966	104.96	80.14	...	1.86	1.03	187.99	79.53	14.26	87.85	...	181.64	+6.35
1966-1967	106.48	84.86	10.00	3.38	0.54	205.26	87.75	16.10	94.91	...	198.76	+6.50
1967-1968	100.31	95.95	3.47	0.11	0.63	200.25	98.74	21.04	101.14	...	220.92	-20.67
1968-1969	106.13	101.08	9.60	(D.R) 0.05	1.02	217.78	79.09	14.03	101.71	...	194.83	+22.95
Total to the end of 1968-1969	3348.97	1995.32	292.67	240.67	30.99	5916.62	434.30	318.65	4327.00	27.33	6112.35	-274.73

Particulars of Municipal (Improvements) Chawls Cost, Net Annual Returns

Serial No.	Name of the Chawl.	Year in which the site of chawls appropriated or construction of chawls	Total area of chawls sq. Metres	Rate per sq. yd. as in the year given in column 3.	Value of the site (Cols. 4 & 5)	Constructional cost of the chawls including 2 per cent. for management and establishment	Cost of work value of the and management and establishment charges columns 6 and 7	Interest and Sinking Fund charges on Capital outlay at 4.61 per cent. on column 8 up to 1919 and thereafter at 6.35 per cent.	Gross annual rent	Annual profit + or loss— i.e., 24.79 per cent. of column 10-9.
(1)	(2)	(3)	(4)	(5)	(6)	(7)	(8)	(9)	(10)	(11)
1	1-4 Agripada A Chawls	1900	Sq. Metre 6091.21	Rs. 8	Rs. 50,995	Rs. 1,85,505	Rs. 2,36,500	Rs. 10,903	Rs. 41,393	Rs. -21,164
2	5-16 Agripada B Chawls	1903	9970.85	6	71,550	5,41,639	6,13,189	28,269	53,694	-41,579
3	31-32 } 38-40 } Agripada C Chawl 45-46 }	1903	5226.65	6	37,506	2,79,182	3,16,688	14,599	1,06,581	-41,020
4	19-24 Chandanwadi Chawl	1904	8080.36	15	1,44,960	3,76,915	5,21,875	24,059	1,00,680	-49,017
5	25-27 } Imamwada A Chawls 29, 30 & 31 }	1905	11239.26	13.8	1,81,467	4,98,562	6,80,029	31,349	1,13,260	-60,909
6	50 Imamwada B Chawl	1905	793.49	13.8	12,811	19,368	32,179	1,483	93,048	-50,206
7	33-37 Mandvi-Koliwada Chawls	1908	3485.83	75	3,12,675	2,76,040	5,88,715	27,140	1,754	-1,203
8	52 Workmen's Cottages Matunga	1905	789.31	5	4,720	12,083	16,803	774	19,142	-9,421
9	17-18 Nagpada A Chawls	1903	2148.02	7	17,983	82,358	1,00,341	4,676	18,194	-9,787
10	39 Nagpada A Chawl	1904	1755.04	7	14,693	99,776	1,14,469	5,277	9,872	-6,449
11	28 Princess Street Chawls	1907	1237.47	30	44,400	42,417	86,812	4,002	57,783	-31,669
12	42-44 } 47-49 } Suparibaug Chawls	1910	6756.77	4.8	36,364	3,39,878	3,76,242	17,345	83,862	-48,734
13	52-57 Chinch Bunder Chawls	1913	7103.76	26.66(d)	2,26,560(a)	3,79,622	6,06,182	27,945	4,553	-5,184
14	86-95 Cottage Blocks (old)	1920	2324.44	10	27,800	36,069	63,869	4,056	47,624	-43,716
15	58-61 Clerk Road Chawls	1921	3495.86	15	62,715	4,39,814	5,02,529	31,911	16,972	-18,313
16	62 Pais Street Chawls	1921	2858.73	15	51,285	1,70,863	2,22,148	14,106	41,935	-45,196
17	63-66 Mominpura Chawl (Old)	1921	6488.37	15	1,16,400	4,31,655	5,48,055	34,801	20,772	-24,095
18	67-72 Three room tenements Scheme 5	1922	4689.85	6	33,654	2,64,717	2,98,371	18,946	24,993	-26,548
19	73-78 Two room tenements, Scheme 6	1922	3540.17	6	25,404	2,91,972	3,17,376	20,153	3,972	-8,360
20	79-85 Cottage Blocks (new)	1922	6528.50	6	46,848	69,312	1,16,160	7,376	2,29,810	-2,63,563
21	Blocks 1-19 Bellasis Road Chawls	1922	29853.19	19	6,78,376	25,75,065	32,53,441	2,06,594	1,75,932	-2,00,024
22	1-16 Mazagaon Chawls	1922	24315.50	10	2,90,810	21,77,079	24,67,889	1,56,711	35,775	-33,791
23	1 Mominpura Chawls (N w)	1923	3270.10	20	78,220	3,14,276	3,92,496	24,923	1,41,008	-1,22,820
24	1-23 Love Lane Chawls	1925	11176.50	18.8	2,47,289	11,36,407	13,83,696	87,865	93,438	-85,570
25	1-10 Sydenham Road Chawls	1925	10698.28	16	2,04,720	7,78,071	9,82,791	62,407	63,793	-63,769
26	1-2 Palton Road Chawls	1940	2721.60	25	81,375	2,32,503	3,13,878	19,931		
27	3 Palton Road Chawls	1952	9551.86	50	92,777	3,48,544	4,41,321	28,024		
28	A-1 Sewri Chawls	1955	5554.41	25	1,66,075	5,06,514	6,72,589	28,120	58,315	-42,576
29	Naigaum Chawls	1957	3362.08	40	160,840	5,59,481	7,20,321	29,110	36,523	-38,164
30	Sion Chawl	1958	927.27	40	44,360	1,40,842	1,85,202	7,997	14,467	-11,583
31	Wadala Chawls 112 Tenements	1959	2897.19	40	1,38,640	6,27,259	7,65,899	32,474	58,263	-46,917
32	Wadala Chawls 272	1960	10058.68	40	4,81,680	15,55,841	20,37,521	86,391	1,37,062	-1,20,368
33	Wadala Chawls 144	1961	6765.13	5	4,04,550	8,92,806	12,97,356	55,008	68,950	-72,100
34	Wadala Chawls 160	1961	6212.45	50	3,71,500	10,13,999	13,85,499	58,745	77,981	-78,076
35	Wadala Chawls 224	1961	7836.21	50	4,68,600	14,87,658	19,56,258	82,945	90,675	-1,05,423
Total			2,65,288	...	54,30,602	1,91,84,087	2,46,14,689	12,96,415	21,42,076	-18,27,419

(a) Rs. 8-0-0 for 8 larger rooms (double) rooms having partition inside A- Includes rooms rent free in li Sweepers
 (b) Represents looms B- Rooms used for Office and Stores.
 (c) This figure represents the value of Rs. 40 per sq. yd. of the sites situated between the 25 road and the Railway and measuring 664 sq. yds. by 8,496 yds. C- do temporarily occupied by Schools.
 D- do do do Shops.
 E- do do do Gymnasium
 F- do do do
 G- do do do Godowns

z Calculated at 4.24 per cent.

No. 12

Number of tenements, full letting value and permissible actual population

Percentage of rate annual return -24.79 of col. (10) of capital cost (col. 8)	Total Number of rooms.	Number of floors including ground floor.	Floor area of tenements including verandah.	Rent per room as on 31-3-1962 inclusive of increase in taxes.	Economic rent Exclusive of increase in taxes.	Number of rooms living purposes.	Number of rooms let for Shops, Godowns, or Municipal purposes	Total population	Equivalent Adults.	Maximum permissible population in adults.		Population per acre in largest groups per column No. 20
										Population per tenement.	Total population.	
(12)	(13)	(14)	(15)	(16)	(17)	(18)	(19)	(20)	(21)	(22)	(23)	(24)
4.34	312	3	Sq. ft. 175	R 7 49	8 14 0	276	1-B, 5-D	2,183	1,784	5	1,375	2,527
2.17	658	4	110	10 40	7 10 0	926	& 30-E	9,601	9,256	4	3,708	
8.34	288	4	142	6 45	8 1 0	414	20-E					
4.78	674	4	125	7 75	8 12 0	633	18-E	7,726	5,969	4	2,656	2,446
3.94	857	4	135	7 49	9 13, 10-1	846	1-F					
	30	4	160	8 95	10 6 0	30	...	6,454	5,729
	278	4	176	11 93	9-13, 10-1	222	2-D, 9-E	5	1,111	...
3.92	15	1	120	8 31	10-5	...	30-E, 26-G	5,085	4,622	4½	67½	...
2.58	144	4	148	9 96	9 10 0	144	...	2,557	1,897	5	720	5.77
4.73	144	4	160	8 31	9 0 0	144	...	2,427	1,698	3½	504	2,939
3.93	64	4	136	8 31	14 2 0	64	4	256	...
2.82	481	4	176	9 96	9 4 0	479	1-B, 1-F	981	771	4½	2,155½	...
3.81	405	2	176	10 83	13 6 0	372	33-G	4,690	4,055	3½	130	...
3.42	14	1	275	12 98	38 0 0	3,702	3,101	5	70	...
1.77	325	4	176	9 62	13 12 0	320	4-E	509	392	5	1,600	2,005
2.35	134	4	175	10 66	15 13 0	131	1-F	2,671	2,237	5	655	...
1.89	246	4	175	12 82	13 8 0	241	3-E	738	654	5	1,200	3,200
1.90	36	4	562	9 36	Rs. 55, 60 & 65	2,030	1,665
1.73	72	3	338	11 24	Rs. 35, 33, 32	509	365
1.95	10	3	325	40 27	35	744	550
10.85	1,549	3	176	22 81	Rs. 16-5, 18-6, 17-14	1,513	20-C 7-D	140	130	5	7,565	...
1.75	1,305	4	176	29 47	Rs. 15-6, 15-14	1,263	& 9-E, 36-C, 4-D	22,740	12,919	5	6,350	...
4.77	234	4	175	10 66	13 8 0	227	2-E, 7-E	10,634	7,787	5	1,140	...
2.26	176	12 83	Rs. 15-9, 16-1, 16-9, 17-1, 17-9	792	6-D, 22-E & 1-F	1,466	1,235	5	3,060	...
2.53	821	4	176	9 46	Rs. 15-7, 16, 16-8, 32, 33, 35	387	1-B, 1-C, 1-D & 1-E	17,370	12,926	5	1,025	3,553
2.36	391	4	176	10 66	Rs. 15-7, 16, 16-8	125	24-E	4,328	3,629	5	630	...
2.09	156	4	180	12 38	Rs. 35	76	7-C	1,316	776	5	630	...
2.14	86	4	180	26 74	Rs. 35	194	4-E, 6 G	2,500	2,100
1.26	194	2	180	10 38	Rs. 35	194	...	660	480
1.93	120	4	190	11 09	Rs. 36-10	120	...	349	299
1.88	24	4	237	26 03	Rs. 4-	24	...	950	825
1.67	112	4	273	27 06	3,203	1,922
1.32	144	4	...	22 91	1,770	2,515
1.40	160	4	...	24 20	1,583	1,113
1.15	224	4	...	21 86	1,209	834
86.73	11,626	29 43	1,26,721	95,881

* 5-B, 61-C, 35-D, 180-E, 4-F, 72-G

Statement showing dishousing and rehousing operations on the Trust

YEAR	NUMBER OF TENEMENTS DEMOLISHED UP TO THE END OF THE YEAR				NUMBER OF TENEMENTS PROVIDED UP-TO											
					MUNICIPAL BUILDINGS.			(1) IN POLICE ACCOMMODATION SCHEMES (2) IN POORER CLASSES ACCOMMODATION SCHEMES (3) BY MILL COMPANIES AND (4) IN B. D. D CHAWLS								
	One room.	Two rooms.	Larger.	Total Col. (2) to (4)	Perma- nent chawls.	S. P. Sheds.	Total Col. (6) and (7).	One room.	Two rooms.	Larger.	Servants quarters.	Total Co. (9) to (12)				
(1)	(2)	(3)	(4)	(5)	(6)	(7)	(8)	(9)	(10)	(11)	(12)	(13)				
1898-99	29,881 } 65 } 10 }	5,518 } ... } ... }	3,671 } ... } ... }	39,070 } 65 } 10 }	11,715 } 35 } 100 }	4,310	16,821	18,198	160	349	163	18,870				
1962-63						+876	-80	
1963-64						-58	-58
1964-65						+1,376	+1,411
						38	138									
1965-66	2	2	160	160				
1966-67	368	368				
1967-68	140	600	740				
1968-69	160	1,180	1,340				
Total	29,956	5,518	3,671	39,145	12,513	8,324	20,682	18,358	160	349	163	19,030				

* Demolished during the year.

No. 13

Estates since the commencement of the Trust

THE END OF THE YEAR					NET ADDITION (+) OR REDUCTION (-)						
IN LESSERS' BUILDINGS					One room cols. 8+9+14.	Two rooms cols. 10+15.	Larger Rooms co. 11+16	Servants' quarters cols. 12+17.	Grand Total cols. 19 to 22	In the year cols. 23-5.	To end of the year.
One room.	Two rooms	Larger.	Servants' quarters.	Total cols. 14 to 17							
(14)	(15)	(16)	(17)	(18)	(19)	(20)	(21)	(22)	(23)	(24)	(25)
18,156	10,129	14,392	2,221	44,898	52,095	10,289	15,516	2,384	79,809	41,439	41,439
27	111	218	...	356	-58	111	218	...	1,709	1,644	1,644
1	44	106	...	151	-	+ 1,438
42	70	159	...	271	+44	+ 70	159	...	273	273	273
...	160	160	160	160
...	168	368	368	368
...	600	140	740	740	740
33	19	...	217	269	1,373	19	...	217	1,609	1,609	1,609
18,268	10,373	14,875	2,438	45,945	54,382	12,067	15,893	2,601	84,668	46,233	46,233

APPENDIX NO. 14

Statement of tenements constructed for Slum Clearance Scheme (City & Suburbs)

Serial No.	Locality.	Year of Construction	No. of structures	Number of Tenements		Subsidised rents Charged	Standard Rent	
				Residential	Shops Godowns		Rs. P.	Rs. P.
Municipal Scheme :-								
1	Palton Road Chawl No. 4	1956	1	81	27	31.13	41.88	105.85
2	Hains Road Transit Camp.	1957	18	137	...	24.48		
3	Tank Pakhadi Transit Camp	1958	27	254	...	24.48		
4	Dharavi	1959	5	120	...	27.32		
5	Shopping Block at Haines Road...	1960	1	...	4	29.51		varying from 22.57 to 73.33
6	do. do. Milk Street...	1962	1	...	17			61.53
7	Shopping Block at Tulsiwadi Body-Guard line	1963	1	...	15	...		Varying from 41.57 to 48.68.
8	Shopping Blocks at Water St.	1963	1	...	10	...		Varying from 70 to 87.50.
Government Aided Schemes								
1	Haines Road	1959	7	112	...	29.11		54.08
2	Haines Road	1959	5	80	...	29.11		54.84
3	Sukhalaji Street	1960	1	76	...	30.21		
4	Sion, Scheme 6	1960	1	40	...	29.11		
5	Body Guard Lines	1960	6	96	...	29.11		54.41
6	Dharavi	1961	5	168	...	29.11		
7	Foras Road	1961	1	42	13	29.11		
8	Rawli Camp	1961	18	288	...	29.11		
9	Bane Compound Arthur Road	1961	6	208	...	29.11		
10	Water Street, Byculla	1961	7	112	...	29.11		
		1962	2	32	...	31.10		
11	Haines Road	1961	2	80	..	29.11		
12	Sion Scheme 6	1962	2	80	...	29.11		
13	Body Guard Lines	1962	8	128	..	29.11		52.00
14	Bapty Road	1963	1	40	...	31.10		
15	Haines Road	1963	6	96	...	31.10		
16	Rawli Camp	1964	14	224	...	31.10		70.00
					11			135.40
17	Sion Village	1964	1	24	...	31.10		69.36
18	Kamathipura	1964	1	22	...	31.10		Varying from 60.58 to 64.30
								12 Varying from 47.63 to 104.60
19	Do.	1964	1	26	...	31.10		Varying from 75.30 to 85.50
								11 Varying from 35.50 to 156.00
20	Kamathipura MI Area	1965	1	41	11
21	60 t. at Falkland Road 8th X Lane	1966	1	60	...			
22	60 t. at Hains Road	1966	1	60	...			
23	Raoli Camp	1967	6	240	...			
24	Rawli Camp	1969	5	132	8
25	Rawli Camp neare Koliwada level crossing Opp. S. S. S. Nagar.	1969	1	32	10
Suburbs.								
26	Vikroli	1961	16	396	...	29.11		52
27	Do.	1963	12	348	...	31.10		..
28	Kherwadi Bandra	1964	17	272
29	Tenements along Eastern Express Highway Ghatkopar	1965	108	1004
30	60 t. at Bombay Agra Road Ghatkopar	1966	3	60	...			
31	320 t. at Santacruz	1966	20	320	...			

HYDRAULIC ENGINEER'S DEPARTMENT

I—GENERAL DESCRIPTION OF WATER WORKS SERVING GREATER BOMBAY

Greater Bombay covering an area of 435 Sq. kilometres (168, sq. miles) derives its water supply mainly from artificial lakes impounding the rain-water falling in their catchments during the monsoon each year. ¹

The larger of these, formed by dams built across the Vaitarna and Tansa Rivers, which rise in the Western Ghats and flow into the Arabian Sea, are located on the main land. The smaller ones the Vehar, Tulsi and Powai Lakes are located within the limits of Greater Bombay itself, on the island of Salsette.

All these sources are at such elevations that water can be conveyed from them by gravity to the various focal points of distribution in the Greater Bombay area. Some marginal quantities are however derived by pumping from the Ulhas River which during the fair season depends entirely on the tail race waters of the privately owned generating station of the Tata Hydro-electric company at Bhivpuri.

II—BRIEF HISTORICAL REVIEW OF SOURCE DEVELOPMENT

The first source to be developed was the Vehar Lake in 1860, the supply until then having been drawn only from local wells and tanks. The demand for piped water though initially limited, rose rapidly, necessitating the development of the Tulsi Lake in 1878. The supply potential of the Vehar Lake was 61.36 m.l.d. (13.5 m.g.d.) and that of the Tulsi Lake 18.18 m.l.g. (4 m.g.d.) Both these sources were located on the Salsette Island itself.

The next stage of development required water to be conveyed from the main land over much longer distances and across the intervening Thana creek. The first stage of the Tansa Scheme was completed in 1892, the conveyance of water having been achieved by constructing a masonry duct running along the contours of the hills at a gradient of 150 mm. (6") per mile with an inverted syphon main of 1200 mm. (48") diam. wherever valleys had to be negotiated. There were also a few tunnels along the alignment. The water was carried over the creek portion by a bridge. By this arrangement, the supply to Bombay increased by about 77 M.L. to 32 M.L. (17 to 18 mgd) this being the carrying capacity of the conveyance system.

The second stage of the Tansa development was undertaken in 1912 and completed in 1915. The work involved was of raising the dam by 2.90 Mt. (9.58 Ft.) and laying an additional main of 1250 mm. (50") diam. in the syphons. This brought the total capacity of Tansa to about 182 Ml. (40 m.g.d.)

The Tansa completion works consisting of raising the dam by another 1.62 Mt. (5.42 Ft.) constructing a new outlet well and laying two Nos. 1800 mm. (72") diam. riveted steel mains by a somewhat different alignment to convey another 327 Ml. (72 mgd) to Bombay was undertaken in 1922 and completed in 1927.

The water supply situation was comfortable till the outbreak of the Second World War in 1939. After that, shortages developed necessitating the implementation of the Vaitarna-cum-Tansa Scheme in 1948. Just before this automatic shutters were provided on the spillway of the Tansa lake increasing its full supply level by 0.61 Mt. (2 ft.).

The new augmentation scheme consisted of building a dam on the Vaitarna River in the neighbouring catchment to Tansa, a tunnel through the intervening range of hills for conveying water to Tansa, and an additional main from Tansa to Bombay. The size of this main was 2400 mm. (96") diam. It was of welded steel construction and of shell design with ring girders and roller supports. It was for the first time such a design was adopted in the country and the main was the longest pipeline of such a large diameter anywhere in the world. The total combined capacity of the Vaitarna and Tansa complex on completion of the augmentation scheme in 1956 was about 909 Ml. (200 mgd.).

Before the next stage of development could be financed, it became necessary as a temporary measure to derive 91 Ml. (20 mgd) by pumping from the Ulhas River. This work was undertaken in 1966 and completed in 1967.

The next stage of augmentation has already been undertaken under the Upper Vaitarna Scheme which comprises of building additional dams in the upper reaches of the Vaitarna catchment and laying of a 2700 mm. (108") diam. pipe line from the lower end of the tunnel connecting Vaitarna and Tansa to convey additional quantity of about 546 Ml. (120 mgd) to Bombay.

The Powai Lake which was developed in 1889 has not been mentioned in the above review, as it was hardly ever used as part of the system owing to the rather inferior quality of its waters. During recent years, it is being used for supplying the stables in the Aarey Colony and for growing para-grass in the surrounding areas.

III—DETAILED DESCRIPTION OF HEAD WORKS AND CONVEYANCES SYSTEM

(a) **Vaitarna Head Works.**—The Vaitarna Head Works consist of a gravity dam spanning a gorge of 555 Mt. (1820 Ft.) and having a height of 82 Mt. (269 Ft.) above the bed of the river. It is built of mass concrete which had been pre-cooled to a temperature of about 15.60 centigrade (60° F.) at the time of construction, this being the first instance of this type of construction in the country.

The spillway section consists of 8 gates each of 12 Mt. (40 ft.) width and 8 Mt. (26 ft.) height. Four of these gates are electrically operated and the remaining four work by buoyancy. For emergency repairs to gates prefabricated stop-logs have been prepared and kept ready mounted on the dam and for lowering these into position, a 14 ton capacity Goliath crane has been installed running along the dam. The dam is also provided with under sluices and has two inspection galleries at different levels. There are arrangements for measuring the deflection of the dam under different conditions of loading of the reservoir.

Intake Arrangement.—The Intake Tower is provided with two gates (one being an emergency gate) and these until recently comprised the sole control from this source into the 3000 mm. (10 ft.) diam. horseshoe tunnel emanating from this source.

During the year under review, two pairs of additional openings were provided in the intake tower at levels 158 Mt. (520 THD) and 140 Mt. (460 THD) in order to enable the water to be drawn from levels nearer the surface.

The length of the tunnel between Vaitarna and Tansa is 9.24 Kilometres (6 miles) being made up of three sections with 3,150 mm. (126") dia. steel pipes spanning the Belwant and Tasu Nalas which run across the alignment. The tunnel divides into two branches at a bifurcations chamber wherein gates have been provided on each arm. One arm proceeds towards the Tansa lake it where it terminates in a forebay at the entrance to the open channel leading into the Tansa lake. The second arm is connected to a 3,000 mm. (120") diam. pipe line which meets the 2,400 mm. (96") diam. pipe line from Tansa at a point at short distance away from the Tansa outlet well.

Halfway along the alignment of the 3000 mm. (120") diam. pipeline, a break-pressure tower has been provided to limit the head in the Vaitarna system to about 146 Mt. (480 THD) and thus to protect the Tansa system against excessive head in case it becomes necessary for operational reasons to interconnect the two systems. During the year under review, arrangements have been made to plug this break-pressure tower when required so as to take advantage of the higher head of Vaitarna during the ensuing difficult period of transition while the additional sources of augmentation are being developed.

The Vaitarna Head Works are manned by a total staff of 72 persons including a Medical Officer. The power required for domestic use, work-shops, etc. and for the operation of the spillway gates is generated departmentally at Vaitarna, the power-house consisting of 3 Nos. 100 kilo watts capacity diesel generators which generate power at 440 volts and transmit it over the area through overhead lines aggregating about 4.82 kilo metres (8 miles). Besides the Inspection Bungalow and staff quarters, there are also 9 furnished bungalows which are utilised by members of the public visiting the site.

(b) The Tansa Head Works consist of a gravity masonry dam having a length of 2,835 Mt. (9,300 ft.) above the bed of the river. The spillway section consists of 38 gates each of 2.82 Mt. (9.25 ft.) and 1.22 Mt. (4 ft.) height. These shutters operate automatically falling into open position when the lake level reaches their lip and being brought back into the shut position with the help of counter-weights, as soon as the level falls slightly below the lip. There is an arrangement for drawing water at 7 different levels, the lowest outlet being 1200 mm. (48") dia. opening at level 114 Mt. 375 THD re-entering the outlet well from the which is located about 86 Mt. (250 ft.) away from one end of the outlet well and connected with it by a pipe-line downstream side of the dam. This last outlet was specially made in 1947-48 in order to be able to draw upon the lake to a lower level in emergencies.

From the outlet, the following pipes take off:—

1 No. 2400 mm. (96") dia. Vaitarna main.

2 Nos. 1800 mm. (72") Tansa steel mains.

1 No. 1200 mm. (48") dia. mains leading into a masonry duct.

The Tansa Head Works are manned by a total staff of 110 persons. Specious furnished Inspection Bungalow commanding a panoramic view of the lake and a pavilion has also been provided for picnickers.

(c) The Vehar Head Works consist of 3 earthen dams aggregating the total length of 709 Mt. (2326 Ft.) the maximum dam height being 25.60 Mt. (84 Ft.) There is also a spillway section in masonry Vehar Head Works. having an Ogee profile and a length of 108 Mt. 354 Ft.) The intake is through a tower having 4 bell-mouth openings at different levels, the lowest one being at level 70 mm. (230") THD. The intake tower is connected to 1050 mm. (42") diameter pipe-line which has been laid through a tunnel for a length of 201.42 Mt. (61.38 ft.) to connect it with the 1800 mm. (72") and 1200 (48") dia. Vehar mains which emanate from this system at the other end of the tunnel. Vehar Head Works are manned by a total staff of 30 persons. There is no electric power at the site at present and diesel operated pumps are run for pumping up water for the use of the Inspection bungalow and gardens. There are in all, 5 Inspection bungalows and gardens, at Vehar in addition to numerous pavilions and picnic spots which have been made for the benefit of public, who frequent the place in large numbers, particularly on holidays.

(d) The Tulsi Head Works consist of a masonry dam of 192 Mt. (630 Ft.) length and 28 Mt. (92 Ft.) heights, an earthen dam of 588 Mt. (1930 Ft.) length and a masonry spillway section of Tulsi Head Work. 43.28 Mt. (142 Ft.) length. The secondary spillway with has its sill above the sill of the regular spillway also exists on the masonry dam.

The intake is through a tower having bell-mouths at different levels, the lowest outlet normally used Intake Arrangement. being at level 125.37 Mt. (411.33 Ft.) The intake is connected to the 1050 mm. (42") dia. pipe-line which passes through a tunnel section before it enters the treatment works on the downstream side of the dam. These treatment works consist of a rapid sand filtration plant constructed in 1926 and having a capacity of 18 m.l.d. (4 m.g.d.) The Tulsi Head Works are manned by a staff of 23 persons. There is no power at the site and water is pumped into the wash-water tanks at the treatment plants with the help of diesel engines. The Tulsi Head Works are only approachable by a trolley line, a branch having been laid for this purpose taking off from the main line running from Ghatkopar to Tansa. The masonry dam is, however, approachable by a road recently constructed through the National Park. There is no Inspection bungalow at Tulsi.

(e) Powai Head Works consist of a masonry dam of 198 Mt. (650 Ft.) length and 9.14 Mt. (30 Ft.) height including a spillway section of 177 Mt. (580 Ft.) length. The intake is through Powai Head Works. a well built integrally with the dam with opening at levels, the lowest being at 50 Mt. (165 Ft. T.H.D.). The staff at the Powai Head Works consists of 57 persons most of whom are males looking after the Powai Park which is situated adjacent to the dam and which is a favourite picnic resort.

(f) The Head Works of the Ulhas Scheme consist of an Intake channel (the floor level of which is at 25 Mt. 82 Ft.) leading into a feeder channel from which the pumps installed in the Mohone Pump House on the right bank of the Ulhas river derive their water. There are 8 pumps of 250 H.P. including two stand-by units. From this Pump House, the water is pumped into a 1200 mm. (48") dia. pipeline, is carried across the Kalu river on a bridge and terminates at the treatment works at Pogaon. These works comprise of a rapid sand gravity filtration plant very recently built and currently undergoing trials. From the clear water reservoir of this treatment plant, the water is pumped into the Tansa trunk mains system through a second pumping installation at Pogaon, there being 10 pumps, each of 250 H. P. installed at this place including 4 stand-by units.

(g) Details about the conveyance lines are given in Appendix XII. The system is fairly complicated one consisting of tunnels, masonry duct sections, syphon mains of cast iron and a steel, rivetted mild steel pipe-lines laid either directly on the ground or on concrete pedestals and welded steel pipes, ring girders and roller supports. The sizes vary from 1200 mm (48") dia. to 3150 mm. (126") dia.

IV.—DESCRIPTION OF SERVICE RESERVOIR IN DISTRIBUTION SYSTEM.

When pipe supply was originally brought to Bombay from Vehar, no service reservoirs were built. Later, a service reservoir to store the filtered water treated by slow-sand filters located on the Bhandawada Hill at Mazgaon was built for the Vehar system. Similarly as an adjunct to the Tulsi system, slow sand filters were installed at the Malabar Hill along with a reservoir for storing the filtered water before supplying to consumers. These were the only two service reservoirs in the system until a few years ago when the work of building additional reservoir was undertaken as part of the Master Plan for Distribution of Water Supply in the Greater Bombay area. In course of time, the slow sand filters at both these places were removed and converted into additional storage spaces. The capacity of the Malabar Hill Reservoir after conversion, was 148 M.I. (32.52 m.g.), and the Bhandawada Hill Reservoir 79 M. (17.38 m.g.)

After the Vaiterna-cum-Tansa augmentation scheme was completed, the need for additional service reservoirs was more keenly felt and the Master Plan for Distribution of Water Supply was prepared wherein several such service reservoirs were to be built. Of these, so far, the ones at Worli, Golanji and Pali have already been brought partially into use and the one at Trombay is being utilised occasionally during system break-downs. Service reservoirs at Ghatkopar and Veravli (High and Low Levels) are also constructed though not yet utilised, and the ones at Bhandup, Powai (High and Low Level) are in various stages of completion.

V.—OPERATIONAL DATA. PRE MONSOON PERIOD.

At the start of the administration year all the sources of supply were being utilized, and the process of drawing down Vaiterna artificially to facilitate the work of modifying its intake tower was coming to a close. The transfer of water from Vaiterna to Tansa continued upto 11th April 1968 side by side with the direct feed from Vaiterna to Bombay.

On the 27th April 1968, with Vaiterna still at 136.77 Mt. (448.73") THD., it became necessary to shut off the feed from Vaiterna to Bombay as it was observed that larvae emanating from this source were beginning to invade the distribution system.

From then on until after the monsoon, the Tansa lake, the levels of which had been built up in the process of reducing levels at Vaiterna, had to take over by itself the main burden of supplying the city's requirements. In order to maintain a steady levels of supply; the Ulhas waters were then fed into the Tansa trunk mains and the normal feed into the Vehar lake was suspended. The conservation of Vehar effected during the earlier months of the fair season also made it possible to draw more from this source by pumping during this period.

Planned Strategy for 1968-69 fair season

Early in the year the strategy for the 1968-69 fair season was formulated. The main idea was to utilize the appear most opening made that year in the Vaiterna intake tower to draw clear surface water from that lake during the monsoon so that the source would not have to be shut off for an unduly long period because of excessive turbidity levels as during previous years. Furthermore, in order to take full advantage of the high elevation of Vaiterna, arrangements were made on 10th July 1968 to make it possible to plug the break-pressure tower on the 3000 mm. (120") dia. main between Bel Nala and Tansa as and when required. Additional cross-connections were also made at the point where the 3,000 mm. (120") dia. Vaiterna main met the 2,400 mm. (96") dia. main from Tansa a short distance away from the Tansa outlet well.

As the Tansa mains were not designed for the extra head that would result after the plug was inserted it was planned that they should be run as a separate system upto Bhandup beyond which normal pressures were to be maintained in the 2,400 mm. (96") dia. main by transferring some water from it into the Vehar lake through the new East-West tunnel between Mulund and Kandivli. Scouring arrangements were also specially provided for this purpose in the pipe line connecting the two sections of the tunnel.

Implementation of Programme.

The plan worked well except for some delay in being able to utilize the uppermost gate in the intake tower at Vaiterna. This was because of violent vibrations and turbulence noticed within the tower when this was first attempted.

At that time transfer of water from Vaiterna to Tansa was in progress, and as this was not a favourable conditions for drawing water through the newly made opening at level 158 Mt. (520) THD., the commissioning of the tower was postponed and taken up afresh on 11th September 1968. By that time bulk transfers from Vaiterna to Tansa had already been made to obtain reasonable levels at Tansa. The Tansa gate of the bifurcation tower on the tunnel remained shut after that date, whatever transfers were made subsequently, were effected through the break-pressure tower and by opening of scour on the 3000 mm (120") dia. main.

The plug on the break-pressure tower was finally placed in position on 7th November 1968 and it remained in place till the 19th January 1969 when the level at Vaitarna had fallen to 159 Mt. (524.46) THD. It was then observed that the discharge through the 158 Mt. (520) THD openings in the intake tower was markedly diminishing from day to day. From the 23rd January 1969, Vaitarna started feeding Bombay through the lowest opening as in previous years the turbidity at the point of draw-off having by then dropped to about 5 ppm. This system continued right upto the end of the period under review.

The maximum turbidity reached at the level of the lowest opening during the 1968 monsoon was 1,100 ppm. in August 1968, a value much higher than the maximum observed in recent years. A marked rise in the turbidity was also noticed during the period that water was let out into the Vaitarna lake from the new lake formed upstream as part of the Upper Vaitarna Augmentation Scheme. Fortunately, this condition did not affect the quality of water supplied to consumers as the drawal at that time was being already made from near the surface. The turbidity of the surface waters remained below 25 ppm. except for about a fortnight in June-July and again for about a month in August reaching a maximum value of about 90 ppm.

Transfer of water from Upper Vaitarna.

The transfer of water from the Alwandi lake at Upper Vaitarna commenced on 31st October 1968 and continued with a few short stoppages upto 31st December 1968. The maximum quantity transferred in a day was about 1,136 ML. (250 m.g.) the total quantity being about 38,186 ML. (8,400 m.g.). The levels at Vaitarna on the days on which the transfer commenced and ended were 162 Mt. (530.85) T.H.D. and 161 Mt. (529.39) T.H.D., the maximum level reached being 163 Mt. (533.95) T.H.D. between the 3rd and 6th December 1968.

Artificial lowering of levels at Vaitarna.

The work of modifying the intake tower at Vaitarna which continued during the year, necessitated the lowering of levels in the Vaitarna lake suitably. This was achieved partly by scouring water steadily over a long period into the Tansa lake and partly by releasing it over the Vaitarna spillway. Transfers through the Tansa gate were not made to the City during the fair season as that would have thrown the supply out of gear and necessitated heavy drawals from Vehar which owing to the poor monsoon of 1968, was not possible. The maintenance of a large surplus at Tansa in the face of limited carrying capacities of the trunk lines emanating from it also could not have served any useful purpose.

Support from Ulhas River

The supplies from the Ulhas River were fairly constant almost all through the year except for the period of a few weeks during December 1968. The shortfall during this period was due to the poor rainfall in the catchment of the lake serving the Bhivpuri Hydro-Electric Power Station during the week monsoon of 1968. The situation was aggravated in December because of the seasonal additional demand on Ulhas waters for agricultural purposes. This lean period, however, coincided with the favourable conditions at the principal lake at Vaitarna, and it was, therefore, possible to tide over it without a crisis arising.

The total number of days during which the water level at the Mohone weir was too low to permit pumping were only during the entire year. The total quantity pumped out from Ulhas River during the year was 13,080 ML. (2,877 M.G.).

Utilization of Vehar Lake.

The Vehar Lake was used as in recent years to serve as a buffer to meet seasonal variations in the carrying capacities of trunk mains and to meet critical situations arising out of breakdowns and planned shut-downs on the trunk system.

The net quantity drawn from the lake during the entire year was about 15,161 ML. (3,335 m.g.) the inputs and outputs being as shown below :—

<i>Outputs :</i>		
(a) By gravity	...	12,865 ML. (2,830 m.g.)
(b) By pumping	...	23,025 ML. (5,065 m.g.)
Total	...	<u>35,890 ML. (7,825 m.g.)</u>
<i>Inputs :</i>		
(a) From Ulhas	...	13,001 ML. (2,860 m.g.)
(b) From Vaitarna and Tansa	...	7,728 ML. (1,700 m.g.)
		<u>20,729 ML. (4,560 m.g.)</u>

There was no month during which pumping from Vehar could be totally dispensed with. However the minimum monthly drawal was about 341 ML. (75 m.g.) during November 1968, the maximum value being about 3,182 ML. (700 m.g.) in May 1968.

The inputs from Ulhas varied from a value of NIL in December 1968 to a maximum of 20,680 ML. (455 m.g.) during July 1968. Although no help was received by Vehar from the Ulhas River during December 1968, the rate of input into it during the month was more than in any other months namely 3,018 ML. (664 m.g.) During this period, the entire discharge of the Tansa Duct was diverted into the Vehar lake.

Closure of Tulsi Lake.

Taking advantage of the high levels in the Vaiterna lake and the successful operation of the planned programme of utilizing the Vaiterna, Tansa and Vehar lakes, the long delayed work of treating the 600 mm. (24") dia. Tulsi main with sodium hexametaphosphats for improving its carrying capacity was undertaken from 19th December 1968, by taking the entire Tulsi zone on to Vaiterna supply.

As the Tulsi Lake was running at very low levels because of the failure of the monsoon, the closure of this source was extended as much as possible to conserve it. The normal supply from Tulsi was finally restored on 7th March 1968.

Commissioning of East-West Tunnel.

The commissioning of the new tunnel between Mulund and Ghatkopar was done on 21st October 1968, taking advantage of the favourable conditions obtaining in the Vaiterna lake during the early period of the fair season.

VI.—DISTRIBUTION OF SUPPLY

Distribution Division deals with distribution and regulation of water supply within city limits. It also deal with investigation of short supply complaints, granting permissions for new connections, additional fittings and their certifications, taking court actions for enforcement of sections of the Bombay Municipal Corporation Act relating to public and private water supply, rewashing of leaky taps, issue of notices for defective fitting and metering of water supply.

General. Each ward, A to E was in charge of one Assistant Engineer and Wards F and G Ward divided into two sub-divisions, each sub-division in charge of an Assistant Engineer.

Control Room. A new control room, established at Babula Tank, in place of the existing one, and equipped for the entire Greater Bombay Water Works continued to be in charge of a senior engineer designated as Assistant Engineer Water Works Distribution and Control. He is responsible in all matters covering control of water supply for the entire Greater Bombay including lakes.

A hall having an accommodation for fifty persons, which is well equipped with drawings, maps, pressure charts, and a reference library, is also provided for holding meetings, etc.

For the purpose of distribution of supply, the city is divided into five main divisions, each division receiving supply from (a) Malbar Hill Reservoir, (b) Bhandarwada Hill Reservoir, (c) Golanji Hill Reservoir, (d) Worli Hill Reservoir and (e) directly from trunk mains. The details of area served by the four reservoirs and the direct supply area are shown in Appendix XVII.

The timings of supply remained practically the same as in the previous year except in the Extended Western Suburbs where changes were made after commissioning the new East-West tunnel.

The modified timings in this zone are given in Appendix XVIII.

The average quantity of water per day brought to the City, Suburbs and Extended Suburbs was as follows:—

Average quantity of—

	In Mega Litres	In Million Gallons
City	604.50	132.98
Western Suburbs	142.47	31.34
Eastern Suburbs	117.61	25.87
Extended Suburbs (West)	64.73	14.24
Extended Suburbs (East)	11.09	2.44

During the year 44,873 Nos. of complaints were received as against 38,266 complaints during the Short Supply last year, as detailed in Appendix XIX.
Complaints.

Municipal Commissioner's Notices and Prosecution. Municipal Commissioner's notices for improvements of water supply under Section 274(1) of the Bombay Municipal Corporation Act were issued in 415 cases under Section 271(2) in 26 cases in respect of premises which were without adequate water supply. The number of prosecutions launched during the year was 369. The number of convictions was 211. 2 Cases were withdrawn after compliance with notice and 90 cases were pending disposal at the end of the year. The total amount of fine recovered was Rs. 4,518. Besides, about 4,169 Notices under Section 278(2) of the Bombay Municipal Corporation Act were served on the owners for defects in water fittings excluding those in respect of unauthorised works infringing the provision of Section 287A and B of the Municipal Act and non-compliance of Water Bye-laws, and as a result of these 1,442 prosecutions were launched. The number of convictions was 718 and the amount of fines recovered was Rs. 4,681.

Disconnection of water supply. The number of cases reported to the Standing Committee for severing water connections for non-payment of taxes and using unmetered water supply was 1,540 against 686 in the previous year. In 309 cases, the supply was cut off. In the remaining cases, the execution of disconnection orders was not carried out as the consumers complied with the Municipal requirements.

The total number of calls received by the Babula Tank Control Station from the Fire Brigade Department for City, Suburbs and Ext. Suburbs was 2,236 against 2,549 received during the previous year. Out of these 390 calls were false. 61 calls were on account of collapse of houses and 77 calls were on account of serious fires. As per the estimate of the Fire Brigade Department, the total quantity of water actually used to put out the fires was about 13.04 M.L. (2.85 Mg.). However, as a result of the fires, a far greater quantity of water was released from Reservoir and trunk mains as high pressure supply had to be given for the duration of emergencies in the localities in which they occurred. In order to enable the staff to attend fires promptly, one more fire van was maintained at E Ward, making the total number of vans as five. The other four vans were stationed at (i) A Ward (ii) Babula Tank (iii) F (South) Offices, (iv) G (South) offices.

As a result of low pressure in the municipal water mains and increase in number of pavement dwellers, hydrants were found opened in various localities in the City by use of a crude key. This part from wastage of water and low pressures, created problems as hydrants were rendered in-operable due to damage to spindle gates. In order to minimize wastage due to unauthorised opening of hydrants, two flying squads each consisting of Overseer, 2 policemen and 2 labourers operated through out the year except during the monsoon. During this period 1,264 hydrants were closed, 77 keys, 54 masks, 3,753 tins, buckets and vessels were confiscated. Revenue derived from returning utensils to the public on payment of a small fee was about Rs. 3,860 and through action of unclaimed confiscated utensils was Rs. 1,679.

Distribution Division (Suburbs and Extended Suburbs).

The Suburbs and Extended Suburbs are supplied water by gravity through several tapping points on the trunk mains coming from the lakes. For distribution purposes, the areas are divided into two zones, viz., Western and Eastern. Former derives supply from the tappings on the 2,400 mm. (96") dia. Vaiterna, 1,450 mm. (57") East and West Tansa and 600 mm. (24") Tulsī mains between Powai and Bandra and the latter through tappings on the 1,800 mm. (72") West Tansa main Duct line the 1200 > 800 > 600 mm. (48" > 32" > 24") Vihar Main and 1,200 mm. (48") new and old Tansa main. The hours of supply of different localities in the Suburbs and the Extended Suburbs are shown in Appendix XVIII.

(a) Tunnel

The work of Driving 396 metres (13 ft.) dia. tunnel between Mulund and Kandivli was completed and the tunnel was put into commission on

Borivli, Dahisar, Kandivli and Part of Malad are now supplied from the tunnel. Out of the three arms of the tunnel two arms have been put up into commission and 3rd arm is not yet ready and will be put into commission shortly, when the remaining part of Malad and Goregaon will also be put up on Tunnel supply.

(b) Reservoirs

The Pali Hill Reservoir.—The Pali Hill Reservoir is continued to supply water by pumping to the hilly areas of Pali Hill. This reservoir is being used on a fill and draw basis, like the one at Worli, and Golanji.

Veravali Reservoir.—This reservoir was also completed during the year, but it has not been put into commission so far, as it cannot be governed by the present pressure in the existing 96" main.

Trombay Hill Reservoir.—Water supply from the Trombay Hill Reservoir was continued to be given for the Fertiliser Corporation of India, wherever any difficulty was experienced in giving direct supply. This reservoir has also not been fully put into commission.

Statistics as regards quantity of water supplies to the area in the Suburbs and Extended Suburbs during the year is shown in the Appendix IX and X.

The particulars of connections made during the year are given in the Appendix XVI. The total number of new connections granted was 2,134 in the Suburbs and 1,014 in the Extended Suburbs. The total No. of connections at the end of the year was 30,632 in the Suburbs and 9,610 in the Extended Suburbs.

Metered stand pipes were given for a group of not less than 20 persons on receipt of their application. During the year 173 such stand pipes were given of which 66 in the Suburbs and 107 in the Extended Suburbs. The total No. of metered stand pipes 597 out of the 175 are in Suburbs and 422 in Extended Suburbs, vide Appendix XXII.

The No. of short supply complaints received for various reasons and attended to during the year from the areas in the Suburbs and Extended Suburbs was 10,528 and 4,346 respectively as detailed in Appendix XX-A.

7 notices for Suburbs and 28 for Extended Suburbs under Section 271(2) and 274(1) of the Bombay Municipal Corporation Act were issued and in 45 cases of Suburbs and 10 cases of Extended Suburbs.

The quantity of water used to put out the fire was about 3.41 and .09 M.L. (0.74 and 0.02 M.G.) respectively.

Notices under different sections of the B. M. C. Act, 900 and 1,501 notices were issued respectively in the Suburbs and Extended Suburbs for defective fittings, more chocks, service pipes unauthorised works etc. The Court action was taken 32 and 34 case respectively. The amount of fine recovered was Rs. 596 and Rs. 85 in the area of Suburbs and Extended Suburbs respectively.

Disconnection orders issued in the Suburbs and Extended Suburbs numbered 477 and 4 respectively.

28,707 and 10,419 meters of sizes varying from 15 mm. (1½") to 300 mm. (12") were on the connections in the Suburbs and Extended Suburbs respectively, as detailed in Appendix XX. The number of meters exchanged were 6,062 and 1,182 those fixed on new connections were 1,457 and 828, those removed from existing connections were 846 and 778 and number of new properties metered were 684 and 36 for Suburbs and Extended Suburbs respectively.

VII—MAINTENANCE DIVISION (INSIDE CITY)

The Maintenance Division at 566, N. M. Joshi Marg, Byculla, continued attending to major works of repairs and bursts on big sized water mains, maintenance of testing house, meter workshop, pumping and chlorination stations, at reservoirs and other places in the City etc. This division continues attending emergent works connected with repairs to pipes even after office hours and Sundays and holidays.

The total length 906.64 km. (563.34 miles) of water main of sizes 80 mm. (3") and above was maintained during year. Statement gives details of length of existing mains in the island of Bombay. There were 11 bursts and 17 leakages on large sized water mains during the year. The details of bursts on 600 mm. (24") and above dia. mains are shown in appendix XIV.

Plant and Machinery maintained during the year are shown in Appendix XIII.
Plants & Machinery.

(1) Malabar Hill Reservoir

The existing pump (six) viz. 3 Nos. 100 H.P.; 2 No. 75 H.P. and one 40 H.P. were maintained. The Pumping Stations at total capacity of the pump house remained as 490 H.P.
Reservoirs.

(2) Bhandarwada Hill Reservoir

The existing two pump viz. one of 275 H.P. and one of 300 H. P. were maintained. The total capacity of the pump house remained as 575 H.P.

(3) Golanji Hill Reservoir

The existing three pumps viz. two number of 100 H.P. and the one No. of 80 H.P. were maintained. The total capacity of the pump house remained as 280 H.P.

The aggregate capacity of pumping units at Reservoirs in City is 1345 H.P. and a total maintenance cost incurred was Rs. 2,21,000. In addition to the above pumping units 6 small pumping sets were maintained for playing fountains and for watering the reservoir gardens.

Four boosting stations as shown in appendix XV (at Sr. No. 1 to 4) were maintained during the year, the boosting stations at Rafi Ahmed Kidwai Road and at Altamount Road were closed down.

A 75 H.P. electric pump house was installed in place of 54 H.P. Diesel pump at Fosberry Road. Boosting Station.

Existing 54 H.P. diesel pump is also retained, as a stand by.

Re-chlorination was done at various places in the City for maintaining required residual chlorine in the water mains, in the City. Auxiliary Chlorination station at (a) Futha Tank, Kings Chlorination Plants. Circle, (b) Malabar Hill Reservoir (c) Bhandarwada Hill Reservoir (d) Worli Hill Reservoir and (e) Golanji Hill Reservoir functioned satisfactorily. Further five chlorination plants were used on the water mains in the City, wherever additional disinfection was found necessary due to suspected contamination etc. The total quantity of chlorine consumed during the year was about 2,667 cylinders with chlorine of 182 tons approximately.

The total number of pipes and fittings tested during the year was approximately 5,75,003. Out of which 4,51,300 pieces were for private parties and the remaining for the municipal work, realising a revenue of Rs. 1,10,990. The corresponding figures during the previous year were 5,92,062 pieces and Rs. 1,13,920.

The total No. of meters maintained were 23,350. Municipal meters repaired during the year 7,840. Meter shop. Total No. of meters tested were 19,028, out of which 15,374 were municipal meters.

The total number of new meters purchased during the year were 2,663.
New meters.

In order to give interim relief to the consumers whose pumps had gone out of orders, 15 Nos. of pumping sets (1 to 5 H.P.) were maintained and given on hire for short duration. 2 numbers of plastic tanks each of 49,987 litres (11,000 gals) capacity were also offered on hire to public.
Booster pumps for hire to public.

94 new connections were made during the year. 558 odd jobs such as cleaning of water connections, Improving the water supply in Municipal building inside city. arresting wastage, rewashing replacement of old pipes etc. were carried out.

The routine maintenance work such as painting, minor repairs, replacement of storage tanks and fittings, Maintenance of water repairs to flooring etc. were carried out during the year.
works Building.

The work of granting new water connections was carried out by the Maintenance Staff of the respective Water connections wards. The total No. of new wards. The total No. of new water connections granted in the City. during the year was 5,243 as shown in Appendix XVI as against 4,298 in the previous year. The grand total of water connections adjusting in different premises in the City came to 93,483 as against

₹8,240 of the previous year. Similarly, water connections cut off during the year were 383 as against 310 during the period of previous year. The odd jobs such as cleaning of dirt boxes, meter strainers etc. during the year were 8,175 as against 5,057 during the previous year.

The works of special mention that were carried out during the year are as under :—

- (1) A new pump house is constructed at Malabar Hill Reservoir. The work of installation of new 8 No. of electric pumping sets of 100 h.p. each (in the pump house) is in progress.
- (2) The productivity unit under look the study on the subject of Planning & Control of Mater Repairing and replacement programme. In that project report, the productivity team has made several useful recommendations to improve the existing procedures and recommendations are under implementation.
- (3) The Productivity unit also under look the study of Asstt. Engineer Maintenance (City)'s stores. The unit has made recommendations to adopt several new procedures in their project report and the store is being re-organised according to the new procedures which are implemented from this year.

Maintenance Division (Suburbs and Extended Suburbs)

Water mains of sizes varying from 50 mm. (2") to 900 mm. (36") 581.66 k.m. (361.42 mile and 269.76 k.m. (167.61 miles) in the Suburbs and the Extended Suburbs respectively were maintained. The total No. of bursts on mains from 80 mm. (3") to 600 mm. (24") dia. were in Suburbs and in Extended Suburbs. The details of bursts on mains 600 mm. (24") and above in dia. were shown in appendix XIV.

32 Pumping stations including one pumping station of Chembur Naka were maintained at detailed in Appendix XV. Vehar pumping station having an installed capacity of 1,800 h.p. was operated for 5,555 hours during the year.

The work of testing small sized galvanized iron pipes and galvanized and brass fittings was carried out at Ghatkopar, Bandra and Malad. The revenue from testing of pipes and fittings submitted by the private party amounted to about Rs. 2,46,765.

With the exceptions of two free stand pipes, Municipal properties benevolent and charitable institutions, water is supplied to all the properties in the Suburbs and Extended Suburbs through metered connections.

There is a Meter workshop at Ghatkopar, where meters are tested, cleaned, overhauled and repaired. In all 5,382 municipal meters were repaired at Ghatkopar, and about municipal meters were maintained during the year.

In addition 10,128 private meters were tested and sealed in testing shop at Ghatkopar.

Details of Plant and Machinery maintained during the year are shown in the Appendix XIII.

Maintenance of Plants and Machinery.

VIII—CONSTRUCTION (CITY)

The Works Division (Inside City) carried out the works of laying of water mains and other construction works as per the provisions in Loan Works Budget. It also carried out the works of diverting of the water mains, laying of additional water mains and other emergent works, on behalf of the private parties, sister departments, Government bodies and making new connections 80 mm. (3") dia. and above in size were also done by this division.

These works were carried out departmentally, the total strength of the staff being 650. The cost of the budgetted works executed was about Rs. 17,30,394 and that of the unbudgetted works Rs. 8,44,447. List of Plant and Machinery and Tools with this division is as shown in Appendix XIII.

Total length of pipes of various sizes laid is as shown in Appendix XXI.

Some of the important works executed during the year are shown below :—

- (1) Construction of new pump house and laying three 300 mm. (12") dia. water mains at Malabar Hill Reservoir.
- (2) Works required for improvement of water supply in 'E' Ward.
- (3) Works required for improvement of water supply in 'C' Ward.
- (4) The work of diversion of water mains on behalf of Western Railway.
- (5) Guniting 1400 mm. (57") dia. Tansa East and West Water mains at Mahim and Sane Guruji Road.
- (6) Replacing the existing 1200 mm. (48") dia. steel mains by Hume steel pipes of 1200 mm. (48") dia. at Netaji Subash Road (Marine Drive).

Last two works mentioned at Sr. No. 5 and 6 were carried out through contracts.

Construction Division (Suburbs and Extended Suburbs)

The Construction Division carried out the works of laying water mains, making cross connections, shifting of mains in the carriageways, repairs to major bursts, making new connections above 50 mm. (2") construction of pump houses etc.

Details of water mains of sizes 80 mm. (3") and above laid during the year are given in Appendix XXI.

IX—PLANNING

Whereas the planning of augmentation schemes and related topics was done by the Project Division, that of distribution within the zones of supply was done by the Planning and Research Division of the regular Water Works.

The activities of the Planning Unit of this division comprised of:—

- (1) Detailed planning of distribution facilities within the frame-work of the WORKING PLAN for the 1971 stage of development (i. e. for the completion phase of the Upper Vaitarna Augmentation Scheme). Detailed plans and estimates were prepared for works covering 20 out of the 68 outlet zones expected to be operative in the 1971 stage. The works consist of additional service reservoirs, pumping stations, outlets, feeder mains, cross-connections etc. The approximate cost of the works proposed was about Rs. 1.15 crores.
- (2) Preparation of new Ward Plans for the Suburban areas. The plans for the L, P and T Wards were prepared, and only the plan for the 'R' Ward now remains.
- (3) Design of layouts for various new developments:

Much of the planning work was done with the help of the CDC-3600 electronic computer at the Tata Institute of Fundamental Research at Colaba, the total computer time used in the year being about 12 hours. The largest size of the network studied consisted of 288 pipes and 188 loops as against a maximum of 350 pipes and 150 loops provided for in the special computer programme prepared by the department for such works. During the year, this programme was revised to make possible the analysis of three-dimensional network i. e. networks in which some of the pipes crossed over other without being connected to them at the crossover point.

A study was also undertaken in the field to compare the actual pressures with those arrived at by the net-work analysis with the computer. This study pertained to the newly formed closed zone served by the pumping station at the Pali Hill Reservoir. The purpose of the study was to check the reliability of the computer programme and the validity of various assumptions made in arriving at the pipe coefficients etc.

The main activities of the Investigations and Monitoring Unit of this Division consisted of:—

- (1) Monitoring the commissioning of new facilities; The commissioning of the East, West Tunnel between Mulund and Kandivli for feeding Borivli and its neighbourhood was done in October 1968.

A preliminary test was also carried out on the 3rd December 1968 to find out whether the pumping station at the Trombay Hill Reservoir would be able to take on the load of the temporary pumping station at Chatla after the reservoir was commissioned. It was confirmed that this would be possible.

- (2) Sample survey of actual per capita domestic consumption; 287 metered properties located in various parts of the Greater Bombay area were studied taking into account their actual populations and it was found that the largest number namely 52 properties fell in the group drawing from 30 to 40 g.c.d.
- (3) Sample survey of per capita consumption in sky-scrapers. A separate survey was carried for 24 sky-scrapers and it was found that in 12 of them the consumption was less than 50 g.c.d. whereas in 11 out of the remaining 12, it was between 50 and 1000 g.c.d. Only one sample showed a value of more than 100 g.c.d.

- (4) Leakage evaluation and control:—

This work was divided into the following two types of activities:—

- (a) Testing of new mains.
- (b) Testing of existing mains.

Under the first head 37 mains of sizes varying from 80 mm (3") to 900 mm (36") in diameter and involving an aggregate length of 33.06 Km. (21 miles) were tested for leakage using water under pressure from service reservoirs in the case of new outlet mains, and with the help of pumps at other places. The leakage varied from nil to 4040 gals./inch dia./mile/day.

Most of the test load to be repeated more than once as failures during test required rectification before re-testing could be done.

5.14 Km. (3.20 Miles) of existing main ranging in size from 100 mm (4") to 900 mm (36") dia. were similarly tested and here also the results varied considerably ranging from nil to a maximum of 33,587 gals./inch dia./mile/day.

X—SURVEY AND DESIGN DIVISION

This division is entrusted with the work of maintaining records of water and other structures, preparing plans and estimates of all engineering works to be carried out, maintaining statistics of (i) lake levels, (ii) storages, (iii) discharges, (iv) rainfalls, (v) chemical and bacteriological analysis, etc., maintaining records of Water Works lands, preparing estimates of water charges for the probable quantity of water used for building construction purposes, verifying tenders, contracts and measurement of contract works, maintaining a library of engineering books and periodicals, and attending to miscellaneous administrative matter of technical nature.

Several proposals for laying water mains, for improvement and expansion of the distribution system were formulated during the year. Plans and Estimates as detailed below were prepared:—

	Budget	No. of plans.	No. of estimates	Estimated cost in Rs.
(City) Division—I	...	95	90	50,31,000
(Suburbs) Division—II	...	130	139	62,02,000
(Extended Suburbs) Division—III	...	87	77	37,84,000
Total	...	312	306	1,50,17,000

1,160 Estimates of compounded charges for water used for construction purposes in the City were framed as against 722 in the preceeding year. The total estimated amount was Rs. 8,83,000 for water used for construction purposes as against Rs. 10,72,000 in the preceeding year. On similar lines, 2,942 estimates for the Suburban and Extended Suburban areas as against 1,304 in the preceeding year were framed amounting to Rs. 17,22,000 as against Rs. 14,28,000 in the preceeding year.

XI—QUALITY CONTROL AND WASTE PREVENTION

Although the natural quality of the waters in the impounded reservoirs is extraordinarily good and chlorination is ordinarily sufficient to render them bacteriologically safe, deterioration in the quality can place en-route to the consumer because of leaking and broken pipes and fittings and the intermittent system of supply. The unsatisfactory condition of the overloaded drainage and sewerage system are also contributory factors.

As the tracing of focal points of contamination involves the same sounding techniques as are used for detecting leaks even otherwise, the two linked activities are carried out by the same branch.

This branch is also entrusted with the work of gauging the quantities fed into different zones of supply, the main work in this connection being done with the help of pitometer instruments. There are also venturi meters and orifice meters at various points in the system.

In all Wards of the City and Suburbs there were two groups of sampling points per Ward, from which bacteriological standard of water supplied. water was sampled at regular intervals for the purposes of chemical and bacteriological examinations. The sampling points being on service mains were representative of the quality of water supply obtainable in different localities as well as in the entire distribution system of Greater Bombay.

Samples of water were collected by mobile squads of trained personnel of the Municipal Analyst's department every day except on Sundays. Since July 1968, the sampling programme was intensified to cover the morning and evening supplies. Areas in the Extended Suburbs which were not covered so far have now been covered. The number of representative sampling points has been increased from 144 to 204 to come upto the standard of one sample per 10,000 persons per month as laid down by the World Health Organization.

As against the previous years' figure of 90.66 per cent for samples free from coliform bacteria, the year's figure was 87.23 %. The total number of routine samples collected for bacteriological analysis rose however from 1,853 last year to 4,393. This was exclusive of the 3,761 special samples collected from areas where reports of contaminated water had been received.

The sampling schedule which had been in existence for the past many years, was modified in July 1968 to bring it in line with modern standards. The number of sampling points was increased from 144 to 204, their distribution re-arranged, and the timings for collection modified to safeguard against ineffective sampling. The new system involved sampling both in the morning and evening hours instead of being restricted only to the evening hours as before.

4,505 samples were also collected from service reservoirs at the Malabar Hill, Bhandarwada, Worli, Colerji and Pali; our samples being collected daily from each of their compartments. The previous years' figure was 3,710. 94.47% of these samples were free from coliform organism as against 89.4% the previous year.

The total number of samples of water collected for chemical analysis during the year both from the lakes Chemical examination and the distribution system were 316.

Whenever contamination of the supply of any locality was suspected investigations were immediately initiated to trace the fault and remedy the defect. Leaking and broken fittings underground were traced with the help of sounding rods. Flushing of hydrants in the affected area was also done to speed up normalization of conditions and mobile chlorination units were also used.

The total length of mains covered under the sounding programme excluding special sounding done for various investigations to study leakage losses or locate focal points of contamination, was 999.4 km. The total number of defects detected by the sounding gangs was 3,462 of which 1,068 were above ground.

A special effort was made during the year under review to improve the efficiency of the work of re-washing taps. An attempt was made to cover the entire City (A to G Wards) and 1,77,835 tenements in 16,112 buildings were visited. 52,710 taps were re-washed and 9,571 other defects noticed and communicated to the various Wards for taking action.

Eight pitometer gauging units were in the field during the year. They worked for 1989 unit days in Pitometer Gauging the year as compared to 1,193 unit days last year. The total number of points gauged work. was 605 made up of the following :—

- | | |
|---|-----|
| (1) Gauging the quantity of water conveyed by trunk and distributory mains for finding out the average daily break-up of the total supply in the different zones of Greater Bombay and for purpose of day to day control | 361 |
| (2) Gauging in connection with leakage evaluation and consumption studies | 51 |
| (3) Gauging for purposes of planning and monitoring changes in the mode of distribution | 136 |

A heavier liquid than carbon tetrachloride namely Tetra-Eromo-Cthane having a specific gravity equal to 3 was used in the Manometer tube for the first time in the history of the pitometer section thus enabling more accurate gauging offflows at velocities in between 7 and 13 ft. per sec. for which previously mercury was being used.

XII—METERING

18,802, 28,707 and 10,419 Meters of sizes varying from 15 mm. (1/2) to 300 mm. (12) in City, Suburbs and Extended Suburbs respectively, were on the connections as detailed in Appendix XX. The number of meters exchanged was 9,645 ; 6,062 and 1,182 those fixed on new connection were 1,318 ; 1,457 and 828 and meters removed from the existing connections were 1,115, 846 and 778 for City Suburbs and Extended Suburbs respectively.

The number of new properties metered during the year was 330, 684 and 36 for City, Suburbs and Progressive Metering Extended Suburbs respectively. Premises metered during the year pertained to programme. trades and new residential buildings on flat system.

The total revenue derived from water supply by meter measurement was Rs. 4,20,31,828, Rs. 1,95,54,384 Revenue from metered and Rs. 52,86,938 in City , Suburbs and Extended Suburbs respectively. connections.

XIII—INDUSTRIES

During the year under review, a decision was taken to start taking penal action against such industries as were drawing quota beyond the allotted quota. The Water Bye-Laws were amended to make such penal action possible and all preparations were made for starting the new system of control from the beginning of April 1969.

The second study covering 22 large water consuming industries drawing more than 4.50 thousand litres per month (including 6 Nos. beyond the limits of Greater Bombay, but drawing water from the trunk main) was undertaken during the year and completed except for 16 cases.

XIV—ESTABLISHMENT

The total number of scheduled superior staff during the year was 252 under Division I (Budget 'A') and the establishment cost thereof amounted to Rs. 21,95,790. The labour staff during the year numbered about 2,431 and its establishment cost was Rs. 52,92,470. The temporary staff both superior and inferior was 443 and 927 respectively, with a total establishment cost of Rs. 56,72,552.

Under Divisions II and III the total number of scheduled superior staff during the year was 178 and 58 the establishment cost thereof amounting to Rs. 5,33,672 and Rs. 3,71,320 Labour staff during the year numbered about 348 and 138 and its establishment cost was Rs. 8,82,350 and 2,25,120. The temporary staff both superior and inferior was 74 and 29 respectively with a total establishment cost of Rs. 2,74,678 and Rs. 83,940.

L. G. DHAYAGUDE,
Hydraulic Engineer.

XV—LIST OF APPENDICES

Serial No.	Description.
I	Statistics of Lakes.
II	Statement showing evaporation losses of different lakes.
III	Map showing lakes and trunk mains providing water supply to Greater Bombay.
IV	Graph showing annual rainfall of Vaitarna lake.
V	" " " " " Tansa Lake.
VI	" " " " " Vehar Lake.
VII	" " " " " Tulsi Lake.
VIII	" " " " " City (at Colaba).
IX	Supply statistics.
X	Statement showing the quantity of Municipal water used for different purposes.
XI	Details of Hydraulic Gates in the Head Works Division.
XII	Statistics of trunk mains, embankments, culverts and bridges.
XIII	Statement showing Plant and Machinery maintained in various Division.
XIV	Statement showing details of bursts of mains on 600 mm. (24") and above in City, Suburbs and Extended Suburbs.
XV	List of Municipal boosting stations in City, Suburbs and Extended Suburbs.
XVI	Plan showing zones of water supply.
XVII	Statement of water connections of different sizes made during the year.
XVIII	Statement showing hours of supply in P. & R Wards.
XIX	Statement showing short supply complaints in City.
XIX-A	Short supply complaints in Suburbs & Extended Suburbs.
XX	Statement showing details of meters in City, Suburbs and Extended Suburbs.
XXI	Details of works carried out by construction branch in City, Suburbs and Extended Suburbs.
XXII	Details of stand pipes in City, Suburbs and Extended Suburbs.
XXIII	Organization chart of H. E.'s Department.

APPENDIX I
Statistics of the Lakes for 1968-69

Serial No.	Particulars	Vaitarna	Tansa	Vehar	Tulsi	Powai
1	Distances from Bombay (Town Hall) in Kilo Metres (miles) by road.	119.09 (74)	106.21 (66)	28.96 (18)	35.40 (22)	27.35 (17)
2	Waterspread at full supply level in square kilometres (square miles).	8.55 (3.30)	19.11 (7.38)	7.28 (2.81)	1.35 (0.52)	2.10 (0.81)
3	Total catchment areas in square Kilometres (square miles) ...	450.66 (174.00)	135.98 (52.50)	18.96 (7.32)	6.76 (2.61)	6.68 (2.58)
4	Total rainfall in Millimetres (Inches) ...	2,117.80 (83.38)	2,057.50 (81.00)	1,496.88 (58.93)	2,177.30 (85.72)	1,659.15 (65.90)
5	Average rainfall of the preceeding five years in Millimetres (Inches).	2,334.78 (91.89)	2,528.30 (99.54)	2,065.02 (81.30)	2,575.30 (101.39)	2,128.26 (83.79)
6	Fluctuation in rainfall as compared with preceeding 5 years in Millimetres (Inches).	218.18 (8.59)	-471.42 (-18.56)	-568.45 (-22.38)	-398.52 (-15.69)	-469.39 (-18.48)
7	No. of rainy days, [rainfall of 2.5 mm. (0.10") and above]...	20	70	67	67	67
8	(a) Number of days in which rainfall was moderate [between 10 mm (0.39") and 30 mm (1.18")].	32	21	26	20	18
	(b) Number of days in which rainfall was heavy [between 70 mm. (2.76") to 80 mm. (3.15")].	1	1	3
	(c) Number of days in which rainfall was very heavy between 90 mm. (3.54") and above..	7	4	2
9	Maximum rainfall in milli metres (Inches) ...	164.70 (6.48)	150.00 (5.98)	107.69 (4.23)	173.60 (6.83)	103.63 (4.08)
10	Dates of maximum rainfall	1-8-1968	2-8-1968	31-7-1968	31-7-1968	7-7-1968
11	The lakes commenced to overflow when the rainfall amounted to mms. (inches).	1,278.40 (50.33)	1,408.70 (50.46)
12	Dates on which the lakes started overflowing	1-8-1969	2-8-1968 (50.33)
13	Dates on which the lakes stopped overflowing	2-9-1968	12-8-1968
14	Number of days the lakes over flowed	46	9
15	Quantity of water that overflowed over the waste weir in Mega Litres (Million gallons) ...	4,30,111.45 (94,614.00)	27,273.48 (5,999.50)
16	Full supply levels of the lake above Town Hall Datum in Metres (Feet).	163.06 (535.00)	128.62 (422.00)	80.67 (264.70)	139.16 (456.60)	59.43 (195.00)
17	Total contents of the lake above the lowest outlet at full supply level in Mega Litres (Million Gallons) ...	1,80,293.00 (39,660)	1,84,838 (40,660)	41,823 (9,200)	10,428 (2,294)	5,455 (1,200)
18	Highest levels above Town Hall Datum during the year in Metres (Feet).	163.20 (535.45)	128.62 (422.00)	76.85 (252.12)	137.69 (451.75)	56.33 (194.65)
19	Dates on which the highest level was reached	6-8-1968	6-8-1968	18-1-1969	14-8-1968	8-10-1968
20	Levels of the lowest outlets in Metres (Feet) ...	126.73 (416.88)	114.30 (375.00)	71.07 (230.50)	121.22 (397.75)	53.20 (175.00)
21	Lowest levels above T.H.D. reached during the year in Metres (Feet).	136.10 (446.52)	120.75 (396.18)	73.30 (240.50)	132.48 (434.65)	55.02 (180.53)
22	Dates on which the lowest levels were reached	14-6-1968	3-7-1968	3-7-1968	20-6-1968	18-6-1968
23	Contents of the lakes above the lowest outlets at the lowest level reached in Mega Litres (Million Gallons).	24,339.06 (5,354.00)	61,243.16 (13,472.00)	8,860.07 (1,949.00)	3,359.46 (739.00)	577.33 (127.00)
24	Lake levels above T. H. D. in Metres (Feet) on 1st October 1968.	163.14 (535.26)	128.21 (420.68)	75.88 (248.98)	137.49 (451.10)	59.30 (194.57)
25	Contents of the lakes above the lowest outlet in Mega Litres (Million Gallons) on 1st October 1968.	1,80,292.76 (39,660)	1,77,124.23 (38,963)	18,419.32 (4,065)	8,282.73 (1,822)	5,264.21 (1,158)
26	Quantity of water required to fill up the lakes, to full supply level from the lowest level reached in Mega Litres (Million Gallons).	1,55,953.69 (34,306)	1,23,595.55 (27,188)	32,262.75 (7,251)	7,068.96 (1,555)	4,877.81 (1,073)
27	Percentage run off into the lakes from the catchment as per rainfall registered at the lakes.	70.30	42.30	53.48	42.48	...
28	Quantity of water brought into the City and Suburbs including Extended Suburbs during the year in Mega Litres (Million Gallons).	...	2,86,000 (62,913)	12,865 (2,830)	3,925 (864)	...
29	Average quantity of water brought into the City and Suburbs including Extended Suburbs per day in Mega Litres (Million gallons).	...	781 (172)	35 (8)	11 (2)	...
30	Total loss of water due to evaporation leakage and absorption in Mega Litres (Million gallons) during the dry-period of 7 months.	31,086 (6,838.20)	16,453 (3,619.30)	12,026 (2,645.46)	2,534 (557.30)	...
31	Average loss of water per day due to evaporation and other losses during the dry months in Mega Litres (Million Gallons)	145.54 (32.06)	11.90 (2.62)	56 (12.42)	7.72 (1.70)	...
32	Total loss of water due to evaporation only in Mega Litres (Million gallons) for 7 dry months of the year	5,872.54 (1,291.82)	13,911.98 (3,060.30)	3,700.36 (813.98)	886.80 (125.08)	...
33	Average loss of water per day due to evaporation only in mega Litres (Million Gallons) for the 7 dry months of the year	27.70 (6.09)	65.62 (14.43)	17.45 (8.83)	4.18 (0.92)	...

APPENDIX—II

Statement showing Evaporation Losses of different lakes during the year 1968-69

Month	Evaporation in Metres				Evaporation in Mega-Litres			
	Vaitarna	Tansa	Vehar	Tulsi	Vaitarna	Tansa	Vehar	Tulsi
April 1968 ...	0.152 (0.502 ft.)	0.139 (0.457 ft.)	0.148 (0.486 ft.)	0.145 (0.476 ft.)	556.24 (122.36 M.G.)	2,215.65 (487.39 M.G.)	606.93 (133.51 M.G.)	137.19 (30.18 M.G.)
May 1968 ...	0.175 (0.576 ft.)	0.153 (0.505 ft.)	0.163 (0.535 ft.)	0.178 (0.587 ft.)	532.01 (117.03 M.G.)	2,220.78 (488.52 M.G.)	608.64 (133.89 M.G.)	155.78 (34.27 M.G.)
June 1968 ...	Not recorded				Not recorded.			
July 1968 ...								
August 1968 ...								
September 1968 ...								
October 1968 ...	Not recorded				Not recorded.			
November 1968 ...								
December 1968 ...								
January 1969 ...								
February 1969 ...	0.122 (0.401 ft.)	0.102 (0.336 ft.)	0.110 (0.362 ft.)	0.107 (0.352 ft.)	804.59 (176.99 M.G.)	1,611.58 (354.51 M.G.)	574.99 (104.49 M.G.)	106.24 (23.37 M.G.)
March 1969 ...	0.145 (0.478 ft.)	0.127 (0.418 ft.)	0.137 (0.456 ft.)	0.140 (0.457 ft.)	818.13 (179.97 M.G.)	1,924.29 (423.30 M.G.)	587.16 (129.16 M.G.)	135.01 (29.70 M.G.)
	0.974 (3.207 ft.)	0.863 (2.857 ft.)	0.894 (2.936 ft.)	0.899 (2.954 ft.)	5872.54 (1291.82 M.G.)	13,911.98 (3,060.30 M.G.)	3,700.36 (813.99 M.G.)	886.80 (195.08 M.G.)

Grand Total—24,371.68 Mega Litres (5361.19 Million Gallons) in dry season (212 days) for all Lakes.

14.96 Mega Litres (25.29 Million Gallons) per day for all Lakes.

27.70 Mega Litres (6.09 Million Gallons) per day for Vaitarna.


65.62 Mega Litres (14.44 Million Gallons) per day for Tansa.

17.45 Mega Litres (3.84 Million Gallons) per day for Vehar.

4.18 Mega Litres (0.92 Million Gallons) per day for Tulsi.

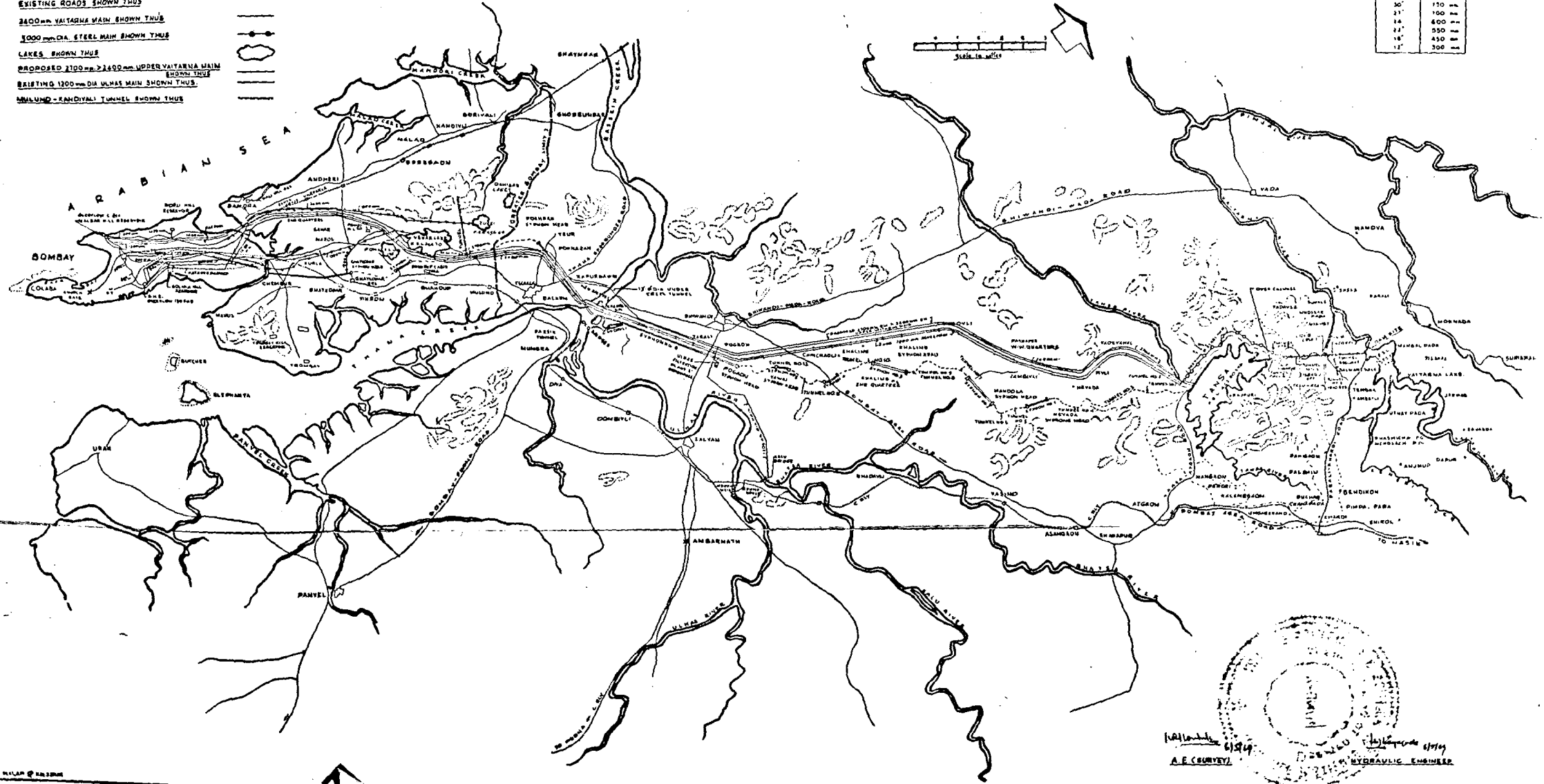

NOTES

- 2-1800mm DIA TANK MAINS SHOWN THUS
- MASONRY DUCT (7' SPAN) LINES SHOWN THUS
- 1200mm DIA VEHAR MAIN SHOWN THUS
- 800mm DIA TULSI MAIN SHOWN THUS
- HORSE SHOULDER SECTION (7 FT 6 INCHES) TUNNEL SHOWN THUS
- TANSA-BELNALA ROAD SHOWN THUS
- EXISTING ROADS SHOWN THUS
- 2400mm VAITARNA MAIN SHOWN THUS
- 1000mm DIA STEEL MAIN SHOWN THUS
- LAKES SHOWN THUS
- PROPOSED 1200mm DIA UPPER VAITARNA MAIN SHOWN THUS
- EXISTING 1200mm DIA ULHAS MAIN SHOWN THUS
- MULUND-RANDIVALI TUNNEL SHOWN THUS



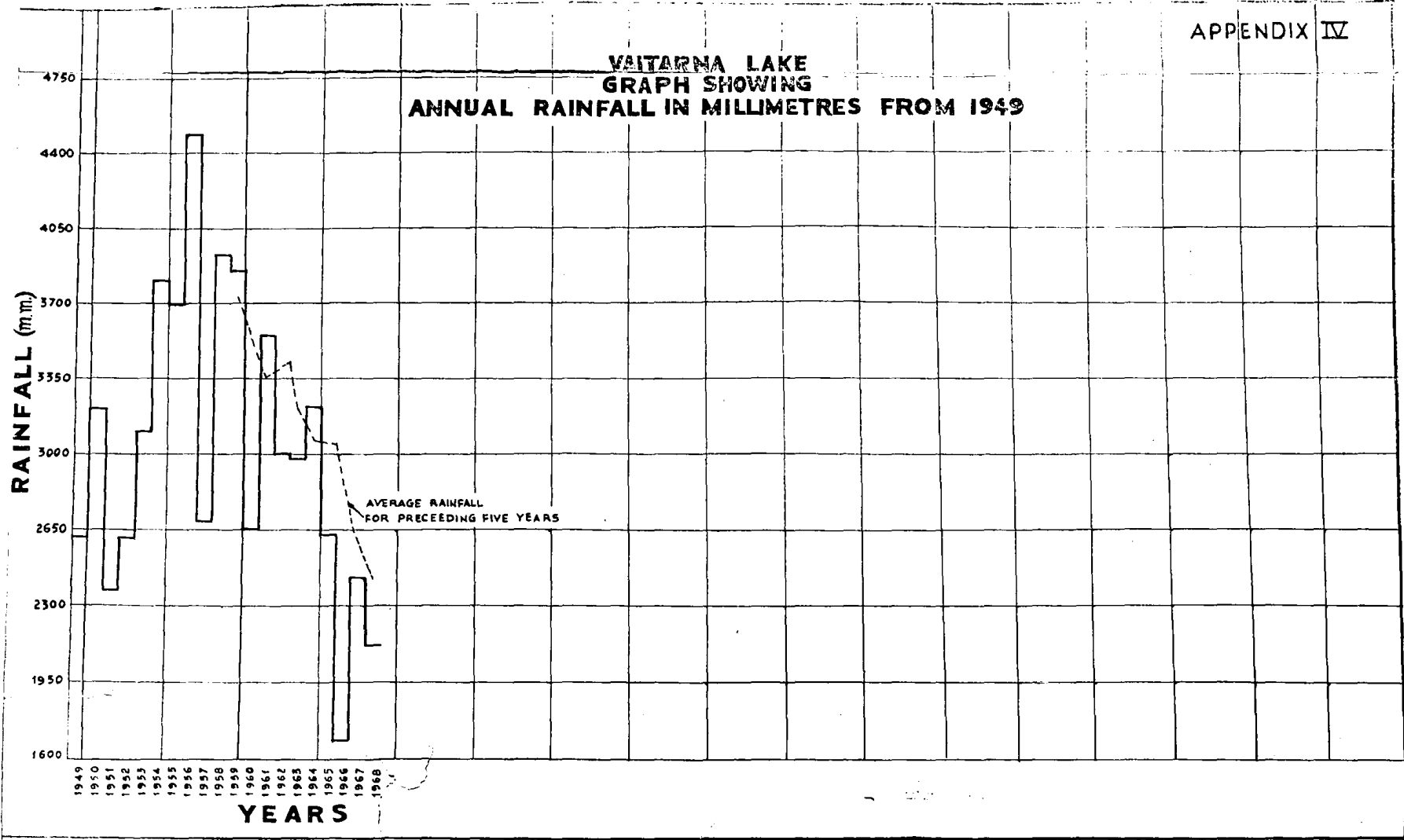
LAKES & TRUNK MAINS PROVIDING WATER SUPPLY TO GREATER BOMBAY

DIA IN INCHES	DIA IN METRES
120"	3000 mm
108"	2700 mm
96"	2400 mm
72"	1800 mm
60"	1500 mm
57"	1430 mm
48"	1200 mm
36"	900 mm
32"	800 mm
30"	750 mm
27"	700 mm
24"	600 mm
18"	450 mm
12"	300 mm

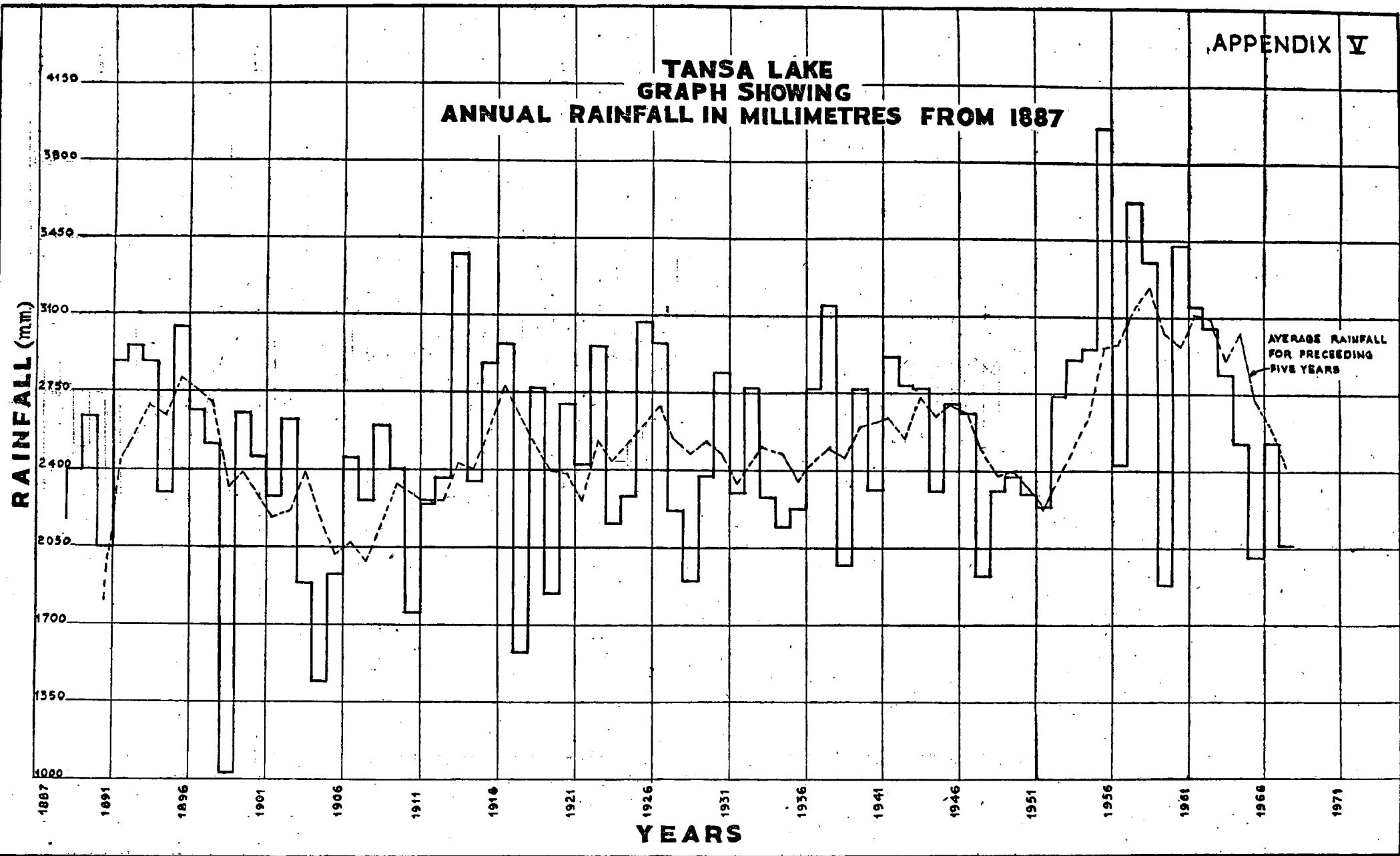


A. E. COURTNEY
 HYDRAULIC ENGINEER

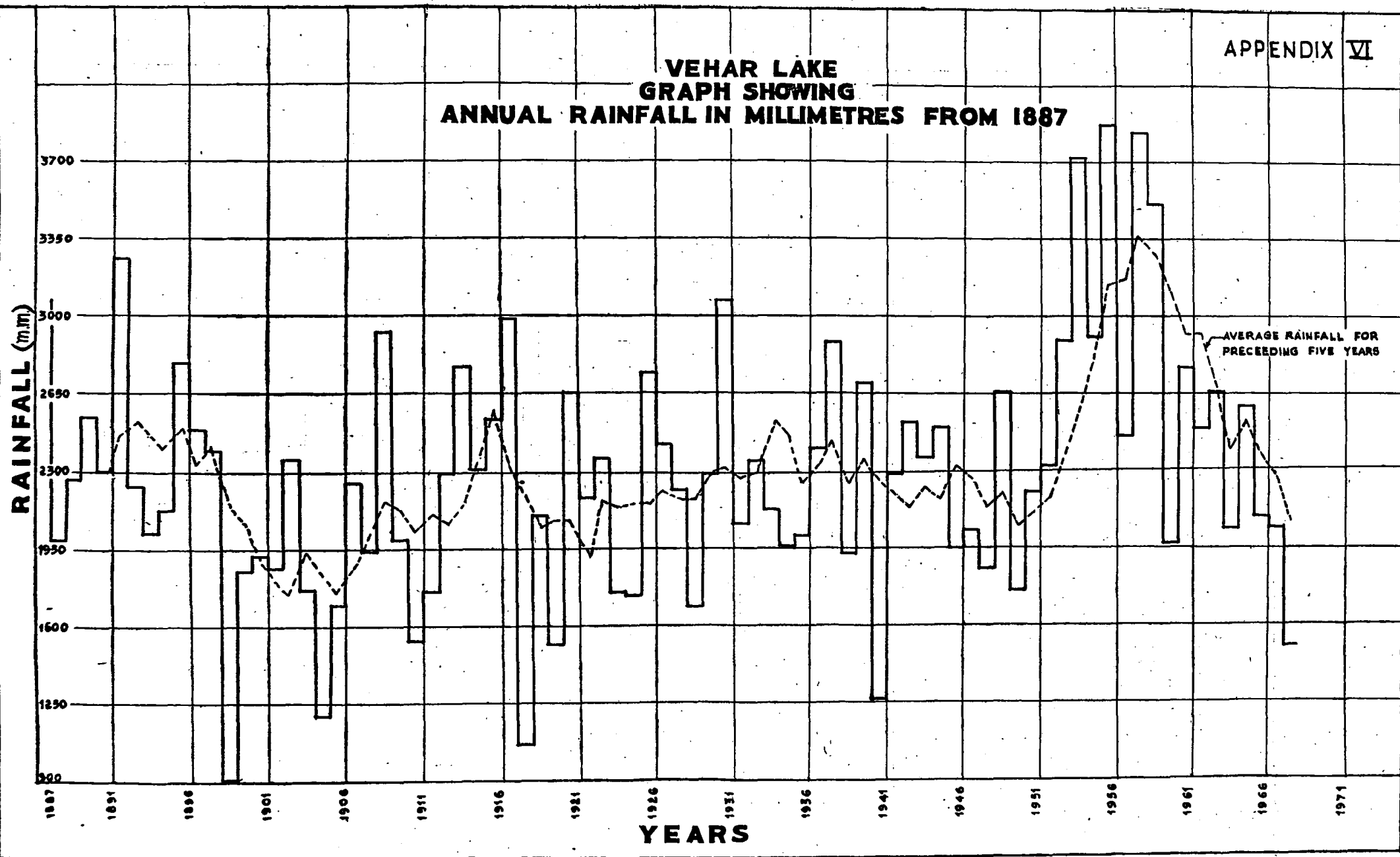
**VAITARNA LAKE
GRAPH SHOWING
ANNUAL RAINFALL IN MILLIMETRES FROM 1949**



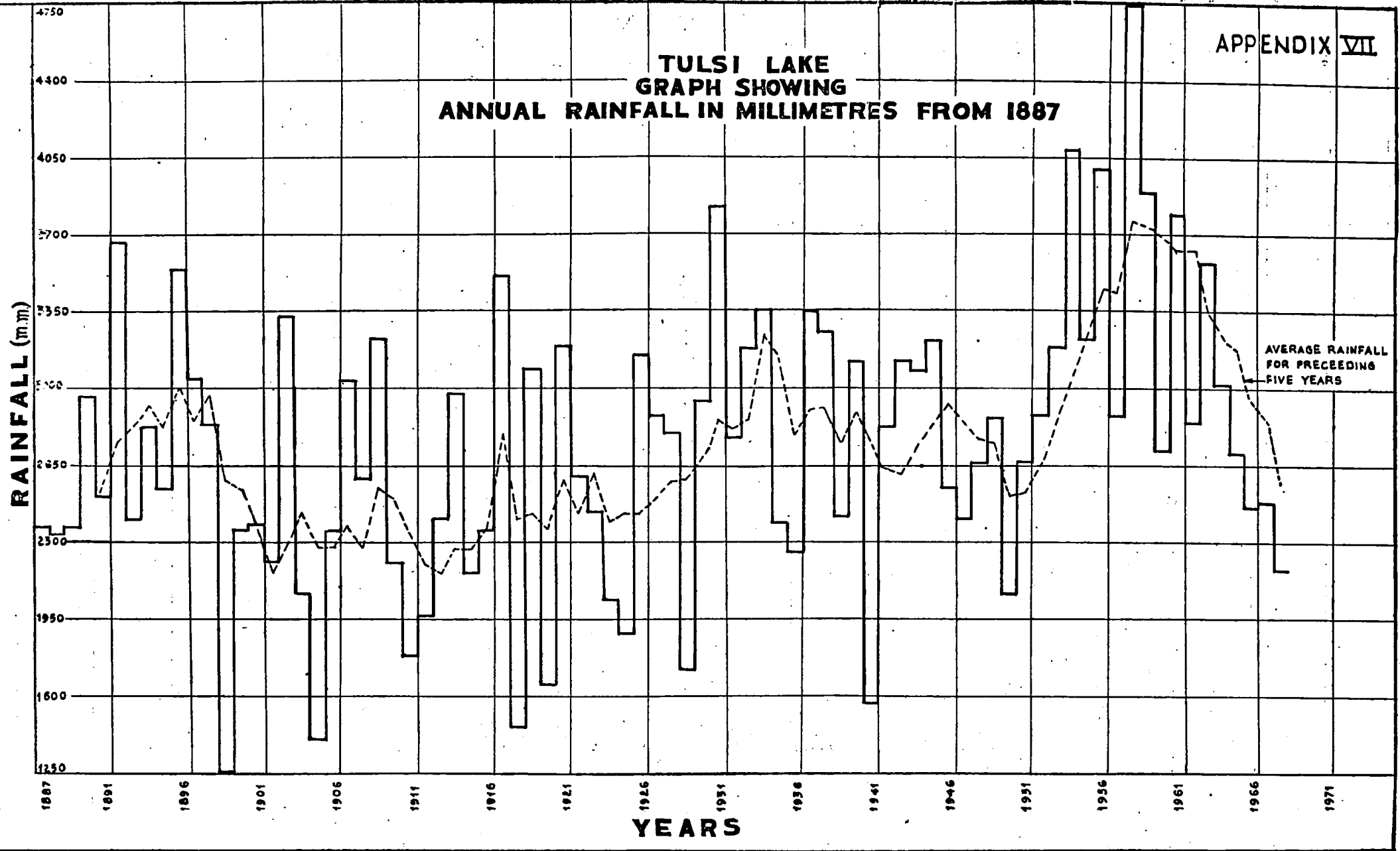
TANSA LAKE GRAPH SHOWING ANNUAL RAINFALL IN MILLIMETRES FROM 1887



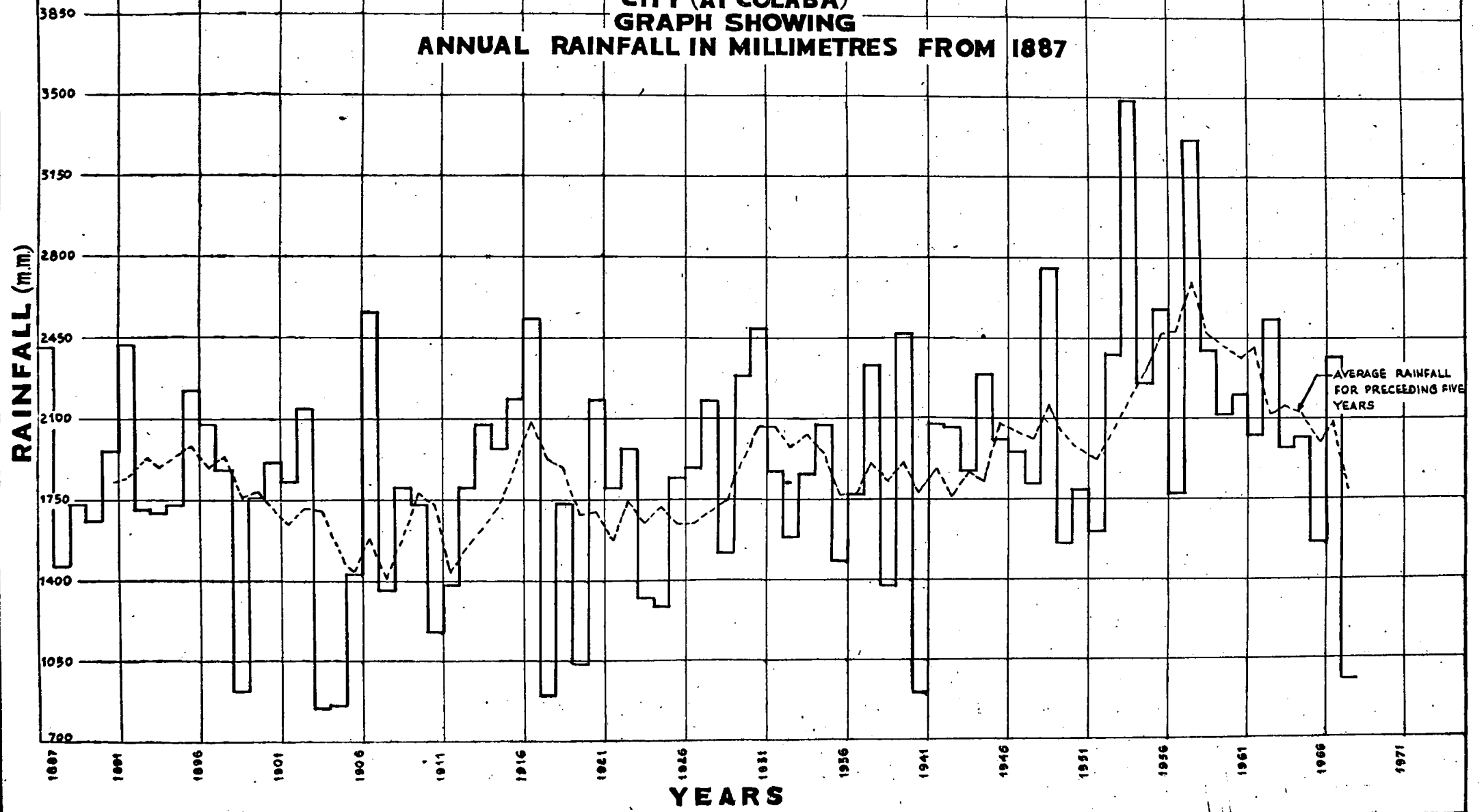
VEHAR LAKE GRAPH SHOWING ANNUAL RAINFALL IN MILLIMETRES FROM 1887



TULSI LAKE GRAPH SHOWING ANNUAL RAINFALL IN MILLIMETRES FROM 1887



**CITY (AT COLABA)
GRAPH SHOWING
ANNUAL RAINFALL IN MILLIMETRES FROM 1887**



APPENDIX IX

Supply Statistics (1968-69)

(1) Quantity of water supplied to the Greater Bombay during the year in Mega Litres	3,43,269.95 (75,511.00 M.G.)
(2) Quantity of water supplied to the City proper during the year in Mega Litres	2,20,647.30 (48,537.00 M.G.)
(3) Quantity of water supplied to the Greater Bombay during the previous year in Mega Litres...	3,43,129.11 (75,480.00 M.G.)
(4) Increase over the previous year's supply in Greater Bombay in Mega Litres	140.85 (31.00 M.G.)
(5) Quantity of water supplied to the Thana Municipality, Nowpada and Kopri Colony in Mega Litres, not included in Item No. (1) above	5,210.32 (1,146.13 M.G.)
(6) Total quantity of water supplied to all concerns outside the limits of Greater Bombay, in Mega Litres including Item No. (5) above	13,119.65 (2,886.00 M.G.)
(7) Average daily supply during the year to City proper in Mega Litres...	604.50 (132.98 M.G.)
(8) Average daily supply during the year to Western Suburbs in Mega Litres	142.47 (31.34 M.G.)
(9) Average daily supply during the year to Eastern Suburbs in Mega Litres	117.61 (25.87 M.G.)
(10) Average daily supply during the year to Extended Suburbs West in Mega Litres	64.73 (14.24 M.G.)
(11) Average daily supply during the year to Extended Suburbs East in Mega Litres	11.09 (2.44 M.G.)
(12) Average daily supply during the year in Greater Bombay in Mega Litres	940.40 (206.87 M.G.)
(13) Increase over previous year's average daily supply to Greater Bombay in Mega Litres	6.76 (1.49 M.G.)
(14) Estimated mid year (1968-69) population of City as given by Director of Public Health, Government of Maharashtra	36,94,000
(15) Do. Suburbs Do.	13,82,000
(16) Do. Extended Suburbs Do.	4,58,000
(17) Do. Greater Bombay Do.	55,34,000
(18) The maximum supply per day during the year on 6th December 1968 in Mega Litres	980.28 (215.64 M.G.)
(19) The minimum supply per day during the year on 2nd April 1968, in Mega Litres	799.80 (175.94 M.G.)
(20) Total quantity of water conveyed by the two 1800 mm. (72") dia and 2400 mm. (96") dia. mains during the year in Mega Litres including 13,119.65 M.L. (2,886.00 M.G.) tapped outside Greater Bombay and 31,512.64 M.L. (6,932.02 M.G.) tapped upstream of Powai Venturi at Mulund	3,30,630.67 (72,731.12 M.G.)
(21) Average quantity of water conveyed daily by the two 1800 mm. (72") and one 2400 mm. (96") dia. mains in Mega Litres	906.52 (199.26 M.G.)
(22) Total quantity of water transferred from Duct to Vehar in Mega Litres	7,501.00 (1,650.03 M.G.)
(23) Total quantity of water transferred (by pumping) from Ulhas River to Vehar in Mega Litres	13,080.00 (2,877.27 M.G.)
(24) Total quantity of water transferred from Vajtar na to Tansa in Mega Litres	61,836.00 (13,602.39 M.G.)
(25) Total quantity of water transferred from 2,400 mm. (96") main to Vehar in Mega Litres	441.00 (97.00 M.G.)
(26) Total quantity of water conveyed by the Duct during the year in Mega Litres	Nil.
(27) Average quantity of water conveyed daily by the Duct in Mega Litres	Nil.

APPENDIX IX—concl'd.

(28) Total quantity of water conveyed by 1,200 mm. (48") dia. Vohar main during the year in Mega Litres	12,865.05 (2,830.00 M.G.)
(29) Average quantity of water conveyed by 1,200 mm. (48") diam. Vohar main during the year in Mega Litres	35.13 (7.73 M.G.)
(30) Total quantity of water conveyed by 600 mm. (24") diam. Tulsimain during the year in Mega Litres	3,925.42 (863.50 M.G.)
(31) Average quantity of water conveyed daily by 600 mm. (24") Tulsimain during the year in Mega Litres	10.72 (2.36 M.G.)
(32) Quantity of water supplied for domestic purposes during the year to City in Mega Litres	1,39,688.62 (38,728.07 M.G.)
(33) Quantity of water supplied for domestic purposes during the year to the Suburbs in Mega Litres	54,902.47 (12,077.21 M.G.)
(34) Quantity of water supplied for domestic purposes during the year to the Extended Suburbs in Mega Litres	16,588.51 (3,649.06 M.G.)
(35) Quantity of water supplied for domestic purposes during the year to Greater Bombay in Mega Litres	2,11,179.60 (46,454.34 M.G.)
(36) Average quantity of water supplied for domestic purposes per head per day to the City in Litres	103.55 (22.78 gallons.)
(37) Average quantity of water supplied for domestic purposes per head per day to Suburbs in Litres	108.77 (23.93 gallons.)
(38) Average quantity of water supplied for domestic purposes per head per day to the Extended Suburbs in Litres...	99.14 (21.81 gallons.)
(39) Average quantity of water supplied for domestic purposes per head per day to Greater Bombay in Litres	104.56 (22.99 gallons.)
(40) Average daily supply for all purposes per head per day to the City in Litres	163.60 (35.99 gallons.)
(41) Average daily supply for all purposes per head per day to the Suburbs in Litres	188.15 (41.39 gallons.)
(42) Average daily supply for all purposes per head per day to the Extended Suburbs in Litres	165.51 (36.41 gallons.)
(43) Average daily supply for all purposes per head per day to Greater Bombay in Litres	169.10 (37.20 gallons.)
(44) Percentage of water supplied for domestic purposes to total supply in Greater Bombay	61.50
(45) Percentage of water supplied for other purposes to total supply in Greater Bombay	23.50

APPENDIX X

Statement showing the quantity of Municipal water used for different purposes during the year 1968-69 for City, Suburbs and Extended Suburbs.

Serial No.	Particulars	CITY			SUBURBS			EXTENDED SUBURBS			Remarks
		Quantity in Mega Litres	Quantity in Million gallons	Percentage	Quantity in Mega Litres	Quantity in Million gallons	Percentage	Quantity in Mega Litres	Quantity in Million gallons	Percentage	
1	Milch Cattle Stables ...	85.52	18.81	0.04	1,369.15	300.96	1.44	331.22	72.86	1.20	
2	Other Stables ...	35.56	7.02	0.02	
3	Textile Mills ...	18,967.90	4,172.47	8.61	1,228.86	270.32	1.31	23.36	6.24	0.10	
4	Dyeing, Printing Bleaching Mills ...	1,637.78	371.27	0.77	837.86	184.31	0.88	69.69	15.33	0.25	
5	Gymkhanas, Play Grounds, etc. ...	94.94	20.88	0.04	161.80	35.59	0.17	0.18	0.04	0.00	
6	Race Course ...	162.26	35.69	0.07	
7	Industries ...	5,773.10	1,025.94	2.52	8,212.47	1,836.51	8.05	3,746.44	824.12	13.52	
8	Laundries and Dhobi Ghats ...	663.54	151.46	0.31	285.58	63.01	0.30	11.41	2.51	0.04	
9	Lodging and Boarding Houses ...	442.68	92.98	0.19	155.79	34.27	0.16	15.85	3.49	0.06	
10	Hotels ...	693.52	153.66	0.32	32.42	7.13	0.03	25.41	5.59	0.09	
11	Restaurants ...	2,198.85	483.69	0.97	933.37	206.42	1.00	227.91	50.14	0.82	
12	Floor Mills ...	81.20	17.85	0.04	1.05	0.43	0.00	
13	Private Hospitals ...	515.36	113.37	0.23	89.97	19.79	0.10	37.59	8.27	0.14	
14	Railways ...	7,733.80	1,164.80	2.40	3,273.27	720.04	3.46	420.93	92.59	1.52	
15	Bombay Port Trust ...	5,294.99	1,701.24	3.50	235.30	51.98	0.26	
16	Private Markets ...	66.14	14.55	0.03	24.87	5.47	0.03	0.90	0.20	0.00	
17	Bakeries ...	84.73	18.64	0.04	67.33	14.81	0.07	11.27	2.48	0.04	
18	B. E. S. & T. Undertaking properties ...	905.93	199.23	0.41	73.60	16.19	0.08	22.22	4.89	0.08	
18A	B. S. E. S. properties	30.96	6.81	0.03	32.86	1.23	0.12	
19	Municipal Dhobighat ...	500.50	110.10	0.23	
20	Cultivating lands ...	3.63	0.81	0.00	20.00	4.40	0.02	
21	Construction Works (Metered) ...	286.36	62.99	0.13	792.13	174.25	0.84	363.58	79.98	1.31	
22	Construction Works (Unmetered Estimated) ...	1,605.23	353.11	0.73	
23	Aarey Colony & Worli Dairy ...	127.88	28.13	0.06	1,579.96	347.55	5.71	
24	Fertilizer Corporation	5,108.00	1,123.64	5.41	
25	Refrigeries	2,097.23	461.34	2.22	
Total supply for Industrial and Trade purposes ...		47,821.40	10,519.54	21.68	25,037.91	5,507.73	26.46	6,925.80	1,523.51	25.00	
26	Fire purposes ...	12.91	2.85	0.01	3.36	0.74	0.00	0.09	0.02	0.00	
27	Municipal Construction Works ...	27.18	5.98	0.01	85.92	18.19	0.09	9.04	1.99	0.03	
28	Road watering cleaning and cleansing and flushing gullies ...	Nil	Nil	...	Nil	Nil	...	Nil	
28A	Municipal Markets	657.65	145.87	0.70	8.73	1.92	0.03	
Total Supply for Non-domestic purposes ...		47,861.57	10,528.38	21.73	25,794.84	5,674.24	27.25	6,943.65	1,527.44	25.08	
29	Domestic supply to City Suburbs, and Extended Suburbs										
	(a) Metered including residential ...	38,755.70	8,525.30	17.52	49,907.06	10,973.34	52.50	16,269.35	3,578.85	58.79	
	(b) Unmetered ...	100,932.90	22,232.77	45.78	4,975.41	1,098.87	5.25	319.16	70.21	1.15	
30	Assumed unaccounted losses such as leakage, bursts, de-watering of mains during construction and repairs works, unauthorised use of fire hydrants, ...	33,097.11	7,280.55	15.00	14,240.42	3,132.55	15.00	4,152.75	913.50	15.00	
Grand total ...		220,647.30	48,537.00	100.00	94,937.73	20,884.00	100.00	27,664.92	6,091.00	100.00	

Note 1 --The total quantity of water supplied to the City, Suburbs and Extended Suburbs, is i.e. Greater Bombay was 3,43,29.95 Mega litres (75, 511.00 M. G.).

Per capita consumption for domestic purposes for City Suburbs and Extended Suburbs is 83.45 Litres (18.80 gallons), 125.87 Litres (27.69 gallons), 76.86 Litres (16.91 gallons).

* The per capita consumption is based on the estimated mid year (1967-68) population as given by the Director of Public Health, Government of Maharashtra, (Vide Items 14 to 17 of Appendix IV).

APPENDIX XI

Details of the Hydraulic Gates in the Head Works Division

Place.	Where fitted.	Nos.	Type.	Size.	Maximum head of operation
Vaitarna	Spillway	4	Tainter gates (electrically operated).	40' × 26'	26.5 feet.
"	Do.	4	Tainter Gates (Bouyancy operated).	"	25.40 feet.
"	Under Sluices	2	Stoney gates (Main).	15'-6" × 6'-6"	167.00 feet.
"	Do.	1	Circulating rollers type.	19'-6" × 6'-6"	Balanced load operation.
"	Intake Tower	1	Stoney gate. (Main).	13'-0" × 6'-6"	128.5 feet.
"	Do.	1	Circulating roller type (emergency).	16'-6" × 6'-5½"	Do.
Bell-nalla	Bifurcation Chamber.	2	Do.	13'-1½" × 7'-6"	Do.
Tansa	Automatic Shutters (with concrete counterweights) spillway.	38	Automatic shutters	50' × 4'	4 feet.

APPENDIX XII

Statistics of trunk mains embankments, culverts and bridges, etc.

	Head Works—Division.		Outside City Division Kilometres (Miles).	Ulhas Water Works Kilometres. (Miles).	Total Kilometres (Miles).
	Vaitarna. Kilometres (Miles).	Tansa. Kilometres. (Miles)			
(1) Length of steel mains	0.30 (0.19)	58.74 (36.50)	61.60 (38.37)	168.60 (104.75)	571.94 (355.38)
(2) Length of C. I. Mains	40.05 (24.88)	26.70 (16.58)	65.76 (41.46)
(3) Length of Masonry duct	...	12.06 (7.50)	4.32 (2.67)	23.30 (14.47)	39.68 (24.64)
(4) Length of Tunnels.	6.22 (3.88)	3.04 (1.89)	0.90 (0.50)	3.60 (2.23)	12.86 (8.00)
(5) Length of embankments	...	16.09 (10.00)	37.05 (23.00)	49.40 (30.68)	102.54 (63.68)
(6) Length of Trolley Tracks...	...	16.09 (10.00)	41.20 (25.50)	52.40 (32.55)	109.69 (68.05)
(7) Bridges and Culverts	2 Nos.	54 Nos.	182 Nos.	244 Nos. + 1 No. = 245 Nos.	483 Nos.
(8) Length of Ulhas Steel mains between Mohone and Pogach	13.30 (8.25)	13.30 (8.25)

APPENDIX—XIII.

Statement showing Plant and Machinery maintained in various Divisions.

Serial No.	Particulars.	Works Division	Maintenance Branch City	Outside City Division.	Head Works.	A.E.M. (Subs.)	Total.
1	2	3	4	5	6	7	8
1	Portable diesel driven welding set	6	1	...	1	5	13
2	Portable welding transformer	...	2	1	...	2	5
2A	Portable arc-welding sets	...	6	1	6
3	Portable compressor unit	2	3	1	...	2	8
4	Garage air compressor	...	2	1	1	1	5
5	Portable 6" dewatering unit	3	3	1	...	2	9
6	Portable 2" pumping unit	...	4	5	...	4	13
7	Portable 3" pumping unit	...	4	1	...	6	11
8	Portable 4" pumping unit	6	6	2	...	5	19
9	Portable lighting set	1	1	1	3
10	Portable generating set 75 KW (Diesel)	...	2	2
11	Portable concrete mixer	...	1	3	4
12	Sump pump portable (Pneumatic)	2	...	2	4
13	Lathe machines	...	3	3	...	2	8
14	Battery charger	...	2	2	...	2	6
15	Radial drilling machine	...	1	1	2
16	Shaping machine	...	1	1	2
17	Electric Blower Unit for smithy shop	...	1	1	...	1	2
18	Hack saw machine	...	1	1	2
19	Pedestal drilling machine	...	1	1	2
20	Grinding machine (Bench type)	...	2	2	...	1	5
21	Flexible grinding machine (Portable)	...	1	1	...	1	3
22	Booster Pump (Electric)	...	33	1	...	1	35
23	Hydraulic Testing machine	...	3	3
24	Portable chlorination Plant	...	5	2	7
25	Pipe-cutting machine	...	7	7
26	Carpentry lathe	...	1	1
27	Multipurpose carpentry machine	...	1	1
28	Mechanical forge hammer	1	1
29	Threading machine (Electrical)	...	2	2
30	Flow Recorder	...	1	1
31	Tool Grinder (Pneumatic)	1	1
32	Portable test pitometer recorder	1	1
33	Hand punching shear machine	1	1
34	Plate bending machine	1	...	1	1
35	Pipe machine	1	...	1	2
36	Power hammer	1	1
37	Paving beaker	4	7	11
38	Mechanical Jack hammer	3-1-2	2
39	Pile driver	2	2
40	Mobile crane	1	1
41	Timber piledriver	1	1
42	Bar bending machine	1	1
43	Concrete vibrator	1	1	2
44	Cement gun	2	2
45	Petrol driven motor trolleys	...	14	14
46	Diesel rail locomotives	...	2	2
47	Jeep	...	1	...	1	...	2
48	Out board petrol engine for boats	...	5	2	7
49	In Board petrol engine for boats	...	1	1
50	Boats for vehar, Powai & Tulsi	...	3	3
51	Diesel drive pumping unit 10 H.P.	...	1	1
52	Hydraulic trolley vack 10 ton capacity	...	1	1
53	Hydraulic trolley vack 5 ton capacity	...	1	1
54	Venturi recorder A. M. Type	...	1	1
54A	Venturi meters	...	11	11
55	Pumping Unit diesel for vehar	...	2	2
56	Electric blower for switches	1	1
57	Transformer oil fitting equipment	1	1
58	Dilectric strength tester	1	1
59	500KVA. 22KV/440V power transformer	3	3
60	Rock drilling machine (pneumatic)	1	1
61	Portable generating set (Petrol) 1.5 K.W.	...	1	1
62	Portable generating set (Diesel) 3 K. W.	...	3	3
63	Time punching machine	...	1	1

APPENDIX XIV.

Statement showing the details of bursts of mains on 600 mm. (24") and above in City, Subs. and Ext. Subs.

Serial No.	Site	Size of the main	Date
1	Netaji Subhash Road (Marine Drive)	1200 mm. (48')	15-4-1968
2	Babula Tank Road	1200 mm. (48')	17-9-1968
3	Bandrekar Wadi, Jogeshwari East	600 mm. (24")	15-1-1969

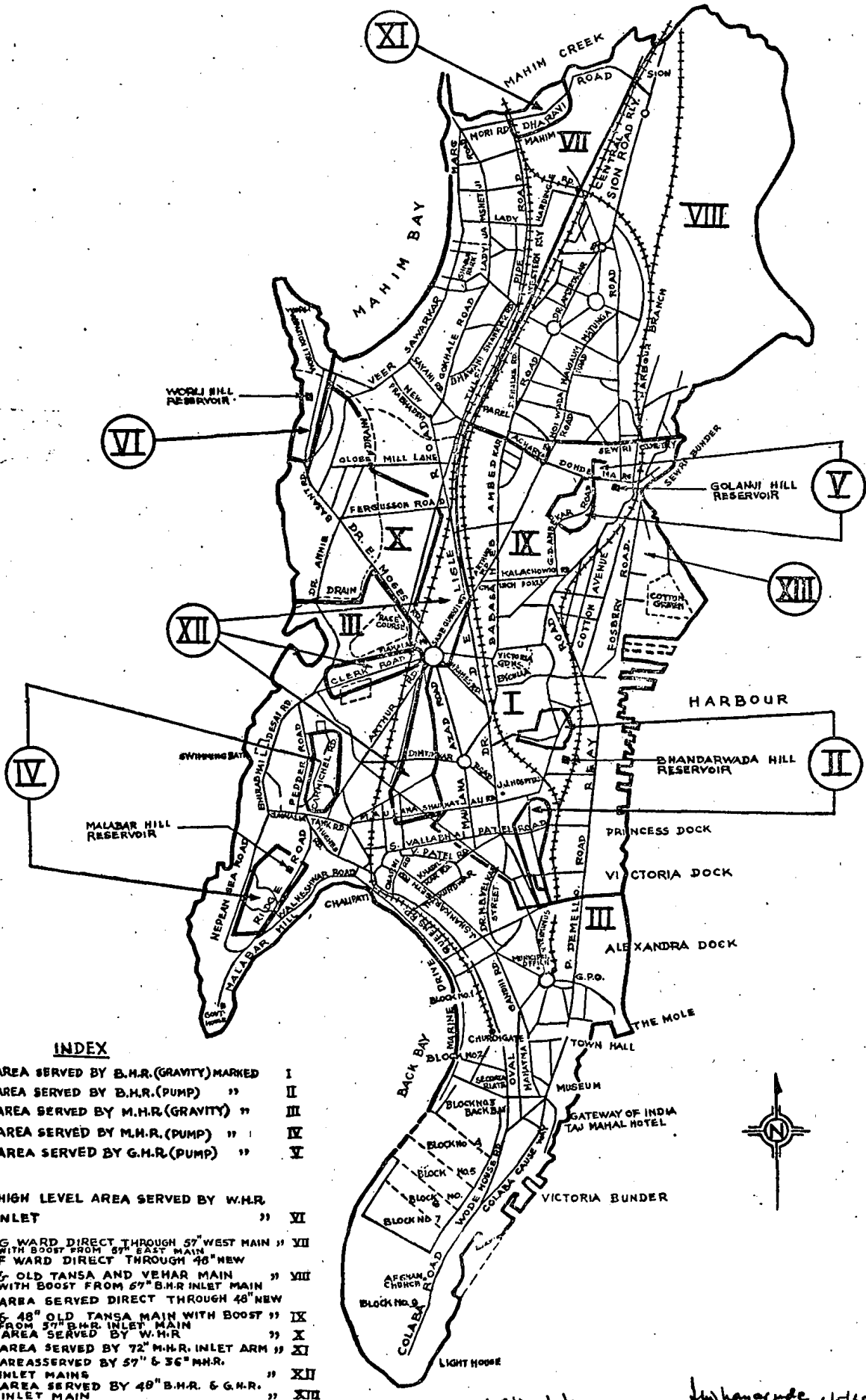
APPENDIX XV.

List of Municipal Boosting Stations in City, Suburbs and Extended Suburbs.

Serial No.	Site	No. of pumps	Horse Power of pumps
1	Worli Koliwada	1	54 Diesel.
2	Fosberry Road (Near 'L' Shed)	1	75 Electric.
3	N. M. Joshi Marg	1	100 Electric.
4	B. D. D. Chawl (N. M. Joshi Marg)	3	25 Each. (Total 75) Electric
5	Rafi Ahmed Kidwai Road	1	25 Electric.
6	Altamount Road	1	54 Diesel.
7	Hill Road, Bandra	2	40 H.P. each.
8	Pali Hill, Bandra	3	60 H.P. 2 Nos. 25 H.P. 1 Nos.
9	Juhu Road	2	50 H.P. each
10	Gazdar Hall, Andheri	2	50 H.P. each.
11	Versova Village, Andheri	2	25 H.P. each.
12	Telli galli Andheri...	2	25 H.P. each.
13	Mahakali Road, Andheri	2	24 H.P. 1 No. Diesel 20 H.P. 1 No. Operated
14	Parsi Panchayat Road, Andheri	1	30 H.P.
15	Caves Road, Jogeshwari	2	40 H.P. 1 No. 26 H.P. 1 No.
16	Majaswadi Jogeshwari	1	30 H.P.
17	Kunga Nivas Jogeshwari	1	13 H.P.
18	Sidharth Nagar, Goregaon	2	30 H.P. each.
19	Pushpa Park, Malad	1	25 H.P.
20	Quarry Road, Malad	2	25 H.P. each.
21	Sainath Road, Malad	2	50 H.P. each. Diesel Operated.
22	Zakerai Road, Malad	2	25 H.P. each.
23	Malvani Colony, Malad	2	50 H.P. each
24	Kilachand Road, Kardivli	2	54 H.P. 2 Nos. Diesel Operated.
25	Mandpeshwar Road, Borivli	3	25 H.P. each.
26	Eksar Village, Borivli	2	25 H.P. each.
27	Daulat Nagar, Borivli	2	60 H.P. each.
28	Datta pada Road, Borivli	2	54 H.P. 1 Nos. Diesel 25 H.P. 1 Nos.
29	Shrikrishna Nagar, Borivli	1	13 H.P.
30	Rifle Range, Chatkopar	2	40 H.P.
31	Horse-shoe valley, Chatkopar	2	40 H.P. each.
32	Park-site Colony, Vikhroli	2	40 H.P. each.
33	Kurla Market, Kurla	2	25 H.P. each.
34	Chuna Bhatti, Kurla	2	25 H.P. each.
35	Ghatla, Chembur	2	50 H.P. 1 Nos. 40 H.P. 1 Nos.
36	Janata Colony, Chembur	2	25 H.P. each.
37	Deonar Municipal Colony, Chembur	2	40 H.P. each.
28	Chembur Naka Pumping Station.	3	15 H.P. each.
39	Vehar Pumping Station	14	210 H.P. 2 Nos. Diesel. 170 H.P. 1 Nos. 135 H.P. 3 Nos. 120 H.P. 3 Nos. 100 H.P. 2 Nos. 80 H.P. 3 Nos.

*Note.—The last Boosting station at Serial 6 was commissioned during the later part of the year under Report.

ZONES OF WATER SUPPLY



INDEX

- 1 AREA SERVED BY B.H.R.(GRAVITY) MARKED I
- 2 AREA SERVED BY B.H.R.(PUMP) " II
- 3 AREA SERVED BY M.H.R.(GRAVITY) " III
- 4 AREA SERVED BY M.H.R.(PUMP) " IV
- 5 AREA SERVED BY G.H.R.(PUMP) " V

- 6 HIGH LEVEL AREA SERVED BY W.H.R. INLET " VI
- 7 G WARD DIRECT THROUGH 57" WEST MAIN WITH BOOST FROM 57" EAST MAIN " VII
- 8 F WARD DIRECT THROUGH 48" NEW " VIII
- 9 AREA SERVED DIRECT THROUGH 48" NEW " IX
- 10 AREA SERVED BY W.H.R. " X
- 11 AREA SERVED BY 72" M.H.R. INLET ARM " XI
- 12 AREA SERVED BY 57" & 36" M.H.R. INLET MAINS " XII
- 13 AREA SERVED BY 48" B.H.R. & G.H.R. INLET MAIN " XIII

PREPARED BY:- a. l. Shreef
CHECKED BY:- A. D. Desai.

14/10/69 6/5/69
A. E. SURVEY

Hydraulic Engineer
HYDRAULIC ENGINEER

APPENDIX XVI

Statement of water Connections of different Sizes made during the year in City, Suburbs & Extended Suburbs.

SIZE OF CONNECTIONS

Ward	15 mm. (1/2")		20 mm. (3/4")		25 mm. (1")		30 mm. (1 1/4")		40 mm. (1 1/2")		50 mm. (2")		80 mm. (3")		100 mm. (4")		150 mm. (6")		Total	
	Metered	Unmetered	Metered	Unmetered	Metered	Unmetered	Metered	Unmetered	Metered	Unmetered	Metered	Unmetered	Metered	Unmetered	Metered	Unmetered	Metered	Unmetered	Metered	Unmetered
A	28	8	28	34	21	56	10	4	12	6	37	136	108
B	21	41	13	112	9	179	...	23	3	2	46	357
C	71	74	17	265	18	208	2	18	4	3	2	114	568
D	35	60	111	210	120	212	48	65	75	35	25	10	1	415	592
E	99	67	50	275	21	383	5	33	5	16	6	7	186	781
F/North	25	70	46	138	75	168	2	6	168	382
F/South	57	21	22	118	11	267	4	27	4	26	6	4	104	463
G/North	52	58	32	118	33	88	24	7	10	4	...	3	151	278
G/South	50	38	18	50	11	112	19	67	21	2	6	125	269
Total for City	438	437	337	1,320	319	1,673	88	237	150	103	92	25	1	3	1,445	3,798
H	230	39	105	...	78	...	26	...	14	...	6	...	3	...	1	463	39
K	327	64	116	2	79	7	30	...	22	2	11	1	1	...	1	...	1	1	588	77
L	148	28	142	1	44	6	5	1	6	...	1	4	...	3	...	353	36
M	180	51	53	12	29	10	13	...	5	...	11	4	3	...	1	295	77
N	73	...	68	...	31	17	...	13	...	4	206	...
Total for Suburbs	958	182	484	15	261	23	74	1	64	2	42	5	11	...	7	...	4	1	1,905	229
P	167	30	111	3	58	2	15	...	6	2	5	362	37
R	69	24	76	...	35	31	...	3	214	24
T	230	...	53	...	57	...	4	...	23	...	9	1	376	1
Total for Ex. Suburbs	466	54	240	3	150	2	19	...	60	2	17	1	952	62
Grand Total	1,862	673	1,061	1,338	730	1,698	181	238	274	107	151	31	12	3	7	...	4	1	4,302	4,089

APPENDIX XVIII.

Statement showing hours of supply in the different localities in the City, Suburbs and Extended Suburbs.

Serial No.	Ward	Locality	Hours of Supply
1	A	(a) Colaba and areas South of Museum ...	4-45 A.M. to 7-00 A.M.
		(b) Marine Drive, Fort area, North of Museum ...	8-15 P.M. to 10-45 P.M.
		(c) Supply to Govt. Establishment ...	8-00 P.M. to 9-00 P.M.
2	B	(a) Dongri Area ...	3-15 P.M. to 7-00 A.M.
		(b) Umerkhandi area including Dr. Maheshwari Rd. and Valpakhadi ...	8-00 P.M. to 10-30 P.M.
		(c) Chakla, Pydhoni, Imammwada, Abdul-Rehman Street, Babulla Tank Road, D'mello Road, and B. P. T. Areas ...	5-00 A.M. to 7-00 A.M.
		(d) Clive Road, Argyle Road and other areas East of Central Rly. line ...	8-00 P.M. to 10-30 P.M.
		(e) Mandvi ...	4-00 A.M. to 7-00 A.M.
3	C	(a) Kalbadevi, Dhobitalao, Kharatalao, Market, Fanaswadi, Kumbharwada areas ...	5-00 A.M. to 7-00 A.M.
		(b) Portion of Netaji Subash Road ...	8-15 P.M. to 10-45 P.M.
4	D	(a) Gamdevi, Girgaum, Thakurdwar, Prarthana Samaj, Khetwadi, Tardeo, Maulana Saukatali Road, Naushir Bharucha Marg, Dr. Dadasaheb Bhadkamkar Road, Sukhalaji Street areas, Gowalia Tank Road upto Terminus ...	5-00 A.M. to 7-00 A.M.
		(b) Haystack Road, Clerk Road, from Mahalaxmi Bridge to Haji Ali ...	4-30 A.M. to 11-00 A.M.
		(c) Raghaoji Road, Forjett Street, Forjett Hill Road and Gowalia Tank ...	5-00 P.M. to 7-00 P.M.
		(d) Walkeshwar Road, Sital Baug to Teen Batti ...	4-30 A.M. to 7-00 P.M.
		(e) Walkeshwar Road, Lower Banganga Tank side ...	9-30 A.M. to 11-30 A.M.
		(f) Walkeshwar Road, Upper Banganga, Raj Bhavan ...	11-30 A.M. to 2-00 P.M.
		(g) Walkeshwar Road, Teen Batti to Banganga Terminus ...	2-00 P.M. to 3-30 P.M.
		(h) Altamount Road, South Zone ...	3-30 P.M. to 4-30 P.M.
		(i) Altamount Road, Middle Zone ...	5-00 P.M. to 9-00 P.M.
		(j) Altamount Road North Zone ...	9-00 P.M. to 11-30 P.M.
		(k) Pedder Road, Narayan Dhabholkar Road and Gawalia Tank Road West of Kemp's Corner and part of Huges Road ...	11-30 P.M. to 2-00 A.M.
		(l) Nepean Sea Road ...	7-00 P.M. to 12-00 Mid-night
		(m) Siri Road, Babulnath Road ...	6-00 P.M. to 12-00 "
		(n) Bhulabhai Desai Road ...	5-00 A.M. to 9-00 A.M.
		(o) Carmichael Road ...	6-00 P.M. to 12-00 Mid-night
5	E	(a) Kamathipura, Byculla West and Nagpada Nesbit, and St. Mary Road, areas ...	4-45 P.M. to 11-15 P.M.
		(b) Matharpakhady Area, Belvedere Road, Dockyard Road, Gunpowder Road. ...	5-00 A.M. to 7-00 A.M.
		(c) Motishaw Lane (Love Lane) and Hathi Baug area ...	12-00 Noon to 3-00 P.M.
		(d) Dr. Ambedkar Road, (From Kalachowky to Byculla Bridge), Chinch Pokli area, Arthur Road, Delisle Road ...	3-00 P.M. to 7-00 P.M.
		(e) Victoria Rd., Connought Road, Mount Road, Ghodapdeo ...	5-00 A.M. to 7-00 A.M.
		(f) Reay Road, D' Lima Street areas ...	8-00 P.M. to 11-00 P.M.
6	F/ South	(a) Suparibaug, Lalabaug, Dr. S. S. Rao Road, Kalachowky Areas ...	8-00 P.M. to 10-30 P.M.
		(b) Naigaum, Ehoiwada and Sewri Wadala areas ...	4-00 A.M. to 7-00 A.M.
		(c) Golanji Hill, Parel Back Road and Parel Village ...	7-00 A.M. to 12-00 Noon.
		(d) Ambekar Marg (Parel Tank Road) (G. H. R. Pump Supply) ...	4-15 P.M. to 7-00 P.M.
		(e) Tokersey Jivraj Road and Sewri Cross Road areas (Vaitarna direct supply) ...	7-45 P.M. to 10-30 P.M.
		(f) Cotton Green (Reay Road) (Direct supply) ...	4-30 P.M. to 10-00 P.M.
		(g) Fosberi Road Sewri (Pump Supply) ...	8-00 P.M. to 11-00 P.M.
7	F/ North	(a) Sion Matunga, Parsi Colony and Hindu Colony areas ...	12-00 Noon to 8-00 P.M.
		(b) Antop Hill area pump supply ...	7-00 A.M. to 12-00 Noon
8	G/ South	(a) Worli B. D. D. Chawl, Lower Parel, Love Grove and Prabhadevi area ...	4-00 P.M. to 6-00 P.M.
		(b) N. M. Joshi Road between junction Sane Guruji Road, and Curry Road ...	3-30 P.M. to 6-00 P.M.
		(c) Worli Village and Seaface upper Zone ...	4-00 A.M. to 7-00 A.M.
		Worli Koliwada and Police Camps ...	4-00 P.M. to 9-30 P.M.
		Lower Zone ...	4-00 P.M. to 6-30 P.M.
		(d) Pochakhanawala Road areas ...	6-30 P.M. to 12-00 Mid-night
9	G/ North	(a) Mahim, Shivaji Park and Dadar area West of Western Railway line ...	6-00 P.M. to 12-00 Mid-night
		(b) Areas between Sayani Road and Portuguese Church Street ...	1-15 P.M. to 3-30 P.M.
		(c) West Dharavi Area (Direct Supply) ...	6-30 P.M. to 7-30 P.M.
		(d) East Dharavi Area including Kala Kila ...	3-30 P.M. to 6-30 P.M.
			7-00 P.M. to 10-00 P.M.
			7-00 A.M. to 12-00 Noon.

APPENDIX XVIII.

Statement showing hours of supply in the different localities in the City, Suburbs and Extended Suburbs

Serial No.	Ward	Locality	Hours of Supply
10	H	(a) Bandra Hill, Mt. Mary Hill ... Parera Road ...	8-00 P.M. to 2-00 A.M. 2-00 A.M. to 4-00 A.M.
		(b) Pali Hill (Mala Pump) ...	9-00 P.M. to 1-00 A.M.
		(c) Colonies on East of High Way ...	3-00 P.M. to 6-00 A.M.
		(d) Rest of H Ward ...	6-30 P.M. to 6-00 A.M.
11	K	(a) Gazdar Hall Pump. —Cama Road, Part of Gilbert Hill, S. V. Road, From Gazdar Hall to Viveana Bldg., V. P. Road, Andheri West ...	9-00 A.M. to 2-00 P.M.
		(b) Parsi Panchayat Road Pump. —(W. M. Supply) Baptista-wadi, Malpa Dongari and East of Express High Way of Parsi Pancharat Road. ...	12-00 Mid night to 5-00 A.M.
		(c) Caves Road, Pump. — (a) H. F. Society, Shankarwadi ... (b) Hardevibai Society, Caves Road ...	8-00 A.M. to 1-00 P.M. 1-00 P.M. to 3-00 P.M.
		(d) Majas Pump. — (a) Majas Gumpha Tekadi, Pratap Nagar, etc. ... (b) Squatters Colony, Meghwadi, and Shyam Nagar ...	6-00 A.M. to 8-00 A.M. 2-30 P.M. to 5-00 P.M. 5-00 P.M. to 9-30 P.M.
		(e) Kunj Niwas Pump E. M. —Sahakar Road ...	6-00 A.M. to 8-00 A.M.
		(f) Dadabhai Rd., Pump W. M. —Dadabhai Rd. and Part of Gilbert Hill ...	3-00 P.M. to 6-30 P.M.
		(g) Mahakali Pump W. M. —Mahakali Road ...	8-00 A.M. to 1-00 P.M.
		(h) Telly Gully Pump. — (a) Telly Gully, W. M. ... (b) Gundavalli North W. M. Foot path of Kurla-Andheri Rd. From Highway Express to Azad Roads, Andheri East ...	2-00 P.M. to 5-00 P.M. 2-00 P.M. to 7-00 P.M.
		(i) J. V. D. S. Pump, W. M. —Whole Juhu Village from Irish Park upto Lido Cinema except J. V. D. S. ...	3-00 P.M. to 6-00 P.M.
		(j) Vevera Bldg. to Irla Naka (Eastern Footpath of S. V. Rd). Western footpath of S. V. Road. From Andheri Naka to Irla Naka, Juhu Lane Andheri between South of Sahar Road and Parle Biscuit Factory from Cemetary Road to Oshiwara Bridge. ...	24 Hours.
		(k) Andheri Naka of E. M. S. V. Road to Amboli level Crossing Ceaser Road, West Mogra ...	9-00 A.M. to 4-00 P.M.
		(l) Jogeshwari Post Office E. M. of S. V. Road to Cemetary Rd. (West side of S. V. Road) ...	9-00 A.M. to 4-00 P.M.
		(m) Cemetary Road E. M. and some of the connection of the 12th Govt. Main on S. V Road ...	12-00 Mid night to 9-00 A.M.
		(n) East of Marol W. M. Pipe line upto Mithi River, Marol Village, Marol Marashi Road ...	4-00 P.M. to 6-30 A.M.
		(o) Vile-Parle East W. M. J. V. D.S. Versowa Road, Sahar Road, Kurla-Andheri Road, Parsi Panchayat Road, Nagardas Road, and its Cross Road, etc. ...	1-00 P.M. to 6-30 A.M.
12	L	All the areas in the Ward ...	4-00 A.M. to 12-30 P.M.
13	M	(a) Along Sion Trombay Road between Ghatla and Janata Colony (Excluding Janata Colony including Vadhavali Gowandi and Devnar New Mandala (Pump Supply) ...	1-30 A.M. to 6-30 A.M.
		(b) Along Sion Trombay Road beyond Janata Colony upto Tromway (Pump Supply) ...	1-30 A.M. to 6-30 A.M.
		(c) Janata Colony (Pump Supply) ...	11-30 A.M. to 3-30 P.M.
		(d) Devnar Colony Bueheni Camps ...	9-00 A.M. to 1-00 P.M. 1-30 A.M. to 6-30 A.M.
		(e) Along 900 mm (36") Refinery Main From Kumbharwada upto Atomic Energy Department ...	4-00 A.M. to 1-30 P.M.
		(f) Maharashtra Housing Boards Colony along Trunk mains (Colonies in N Ward also) ...	4-00 A.M. to 11-00 A.M.
		(g) Rest of the areas in the Ward ...	4-00 A.M. to 1-00 P.M.
14	N	(a) Ghatkopar (North of Sarvoday Hospital) Vikhroli and Ehandup ...	6-30 P.M. to 6-30 A.M.
		(b) Ghatkopar (South of W. W. Yard) ...	4-00 A.M. to 1-00 P.M.
		(c) Remaining Ghatkopar Areas ...	4-00 A.M. to 1-00 P.M.
15	P	(1) Motilal Nagar (Goregaon Pump Supply) ...	5-30 A.M. to 7-30 A.M.
		(2) Sidharth Nagar (Goregaon) Pump Supply ...	7-30 A.M. to 10-15 A.M. 7-30 A.M. to 12-00 Noon. 10-15 P.M. to 12-00 Mid-night
		(3) Unnat Nagar, Goregaon (Direct Supply) ...	12-00 Midnight to 9-00 A.M.
		(4) Pushpa Park ...	3-30 P.M. to 8-00 P.M.
		(5) Ban Dongari and Datta Mandir Road (Malad) (E) ...	12-00 Noon to 3-30 P.M. 3-30 P.M. to 8-00 P.M. 8-00 P.M. to 2-00 A.M.
		(Pump Supply)	

APPENDIX XVIII.

Statement showing hours of supply in the different localities in the City, Suburbs and Extended Suburbs.

Serial Ward No.	Locality	Hours of Supply
	(6) Military Installations at Madh Island Pump Supply ...	8-00 P.M. to 2-00 A.M. Malavani Pump.
	(7) Goregaon (West) ...	2-00 A.M. to 6-00 A.M. 12-00 Midnight to 9-00 A.M.
	(8) Goregaon (East) ...	6-30 A.M. to 11-00 A.M.
	(9) Malad West upto Telephone Exchange Bldg. ...	12-00 Midnight to 7-30 A.M.
	(10) Anand Road and Station Rd., Malad Haji Bapu Road ...	8-00 P.M. to 6-30 P.M.
	(11) Malad East ...	6-30 A.M. to 11-30 A.M.
	(12) Madh Marvey Road ...	8-00 P.M. to 12-00 P.M.
	(13) Portion of P Ward N-off Tele. Exchange Bldg. And up to Poisar Bridge in R Ward except Kandivali East ...	9-00 A.M. to 3-30 P.M.
	(14) Quarry Road Malad East Pump supply ...	11-00 A.M. to 4-00 P.M.
	(15) Zakaria Road Malad, Pump supply ...	12-30 A.M. to 6-00 A.M.
16 R	(1) Kilachand Road Akurli Road Kandivali East ...	9-00 A.M. to 3-30 P.M.
	(2) Remaining Kandivali ...	11-00 A.M. to 1-00 P.M.
	(3) Datta Pada Road Carter Rd. 3, 4, 5 part of 6 and 8 ...	9-00 A.M. to 3-30 P.M.
	(4) Carter Road No. 1 up to Datta Road, Pump Supply ...	3-30 P.M. to 9-30 P.M.
	(5) Road upto Dattapada Road ...	3-30 P.M. to 12-00 Mid-night
	(6) Carter Road, No. 2,7, Part 6 ...	8-00 P.M. to 12-00 Mid-night
	(7) Carter Road, 9, 10, 11 12 and 13 and Daulat Nagar ...	6-30 P.M. to 11-00 P.M.
	(8) Shri Krishna Nagar ...	7-00 P.M. to 11-00 P.M.
	(9) Lokmanya Road Beyond Pump ...	3-30 P.M. to 12-00 Mid-night
	(10) Lokmanya up to Pump ...	3-30 P.M. to 12-00 Mid-night
	(11) Valabbhai Road ...	3-30 P.M. to 12-00 Mid-night
	(12) Dahisar West ...	3-30 P.M. to 10-00 P.M.
	(13) Dahisar East ...	3-30 P.M. to 12-00 Mid-night
	(14) Bhainder ...	3-30 P.M. to 12-00 Mid-night
17 T	(1) Sarvoday Hospital, Mulund ...	10-00 P.M. to 4-00 A.M.
	(a) Park side Colony ...	8-00 P.M. to 1-30 A.M.
	(b) Horse Shoe Valley area ...	3-00 A.M. to 6-00 A.M.
		4-30 A.M. to 11-00 A.M.
		4-00 P.M. to 10-00 P.M.

APPENDIX XIX

Statement showing short supply complaints in the City (for the last 15 years.)

Months.	1954-55	1955-56	1956-57	1957-58	1958-59	1959-60	1960-61	1961-62	1962-63	1963-64	1964-65	1965-66	1966-67	1967-68	1968-69
April ...	1,726	1,575	1,589	1,320	316	231	255	455	1,277	1,487	4,471	3772	3,196	3,315	4,034
May ...	1,694	1,285	1,777	1,521	242	596	300	592	1,493	1,683	4,369	3822	3,419	3,154	3,910
June ...	1,621	1,382	1,423	3,159	187	596	258	786	1,549	1,602	4,479	3241	3,622	3,503	5,003
July ...	1,209	1,110	1,136	2,089	242	436	234	620	1,433	1,335	4,338	3155	3,660	2,885	4,182
August	912	741	980	440	224	305	409	452	1,295	1,130	3,750	3024	3,271	3,437	3,326
Sept. ...	858	951	852	759	246	308	448	663	1,199	1,194	3,666	3076	3,138	3,197	3,638
Oct. ...	1,094	1,096	971	1,572	235	275	505	831	1,616	1,351	4,064	3143	3,342	3,316	3,348
Nov. ...	975	1,003	968	688	222	271	508	849	1,376	1,342	3,850	3492	3,283	3,253	3,823
Dec. ...	877	1,045	970	1,076	192	345	617	865	1,282	1,479	3,915	3432	3,308	2,913	3,183
Jan. ...	678	772	1,016	572	242	243	634	665	1,463	1,704	3,983	3108	2,946	3,300	3,079
Feb. ...	823	970	998	916	179	108	670	816	1,722	1,360	3,574	3245	2,527	2,768	2,967
March	1,167	1,445	954	824	264	239	531	1,013	1,576	1,309	4,127	4008	2,964	3,525	4,380
Total ...	13,629	13,375	13,534	14,938	2,791	4,053	5,369	8,657	17,281	16,973	48,986	40,458	38,676	38,266	44,873

APPENDIX XIX—A

Short Supply Complaints in Suburbs & Extended Suburbs.

Month	1967-68		1968-69	
	Suburbs	Extended Suburbs.	Suburbs	Extended Suburbs.
April	1,024	276	897	377
May	1,003	429	846	312
June	881	377	1,136	333
July	903	284	913	388
August	879	334	950	321
September	838	510	771	390
October	790	394	752	353
November	715	581	831	399
December	699	288	763	480
January	739	210	847	396
February	711	291	742	259
March	918	290	1,081	338
TOTAL	10,100	4,264	10,528	4,346

APPENDIX XX.

Serial No.	Ward	Ownership of meter	Total Number of meters on connection as on 1-4-1968	Number of meters exchanged during the year	Number of meters fixed on new connections during the year	Number of meters removed from existing connection during the year	Number of new properties metered during the year	Number of unmetered properties metered during the year	Total Number of meters on connections as on 31-3-1969
1	A	Municipal	1,783	959	134	60	1,857
		Private	709	185	16	82	643
2	B	Municipal	547	311	55	29	595
		Private	324	47	2	73	201
3	C	Municipal	967	698	110	60	6	8	1,024
		Private	359	71	1	87	242
4	D	Municipal	3,039	2,188	232	164	54	...	3,245
		Private	1,053	268	119	66	996
5	E	Municipal	1,428	769	141	44	186	...	1,566
		Private	750	177	16	119	782
6	F/S	Municipal	1,279	1,055	126	46	18	...	1,359
		Private	961	407	81	49	993
7	F/N	Municipal	1,002	982	110	42	1,070
		Private	429	177	11	51	359
8	G/S	Municipal	1,381	505	58	48	62	89	1,462
		Private	964	232	93	93	993
9	G/N	Municipal	874	515	11	2	4	...	921
		Private	506	99	2	464
Total for City									
		Municipal	12,300	7,982	977	495	330	97	13,099
		Private	6,058	1,663	341	620	5,703
		Total	18,358	9,645	1,318	1,115	330	97	18,802
10	H	Municipal	4,795	1,331	...	39	103	...	4,854
		Private	5,412	1,307	...	72	344	...	5,628
11	K	Municipal	3,185	12	36	399	3,707
		Private	5,013	41	552	220	4,776
12	L	Municipal	2,210	815	77	...	36	...	2,287
		Private	1,118	764	276	7	1,594
13	M	Municipal	1,191	656	170	36	147	...	1,323
		Private	1,767	674	126	37	1,858
14	N	Municipal	1,027	458	45	9	54	...	1,090
		Private	1,674	4	175	27	1,790
Total for Suburbs.									
		Municipal	12,408	3,272	328	483	684	...	13,261
		Private	14,984	2,790	1,129	363	15,446
		Total :	27,392	6,062	1,457	846	684	...	28,707
15	P	Municipal	1,234	456	95	495	1,455
		Private	2,451	51	205	283	2,647
16	R	Municipal	1,099	352	37	1,136
		Private	2,930	56	177	2,286
17	T	Municipal	729	267	16	...	36	71	745
		Private	1,932	...	298	2,230
Total for Ext Suburbs.									
		Municipal	3,062	1,075	148	495	36	71	3,336
		Private	6,413	107	680	283	7,083
		Total :	9,475	1,182	828	778	36	71	10,419
Grand Total :									
		Municipal	27,770	12,329	1,453	1,473	1,050	163	29,696
		Private	27,455	4,560	2,150	1,266	28,232
		Total :	55,225	16,889	3,603	2,739	1,050	168	57,928

APPENDIX XXI

Details of the Works carried out by construction Division in City Suburbs and Extended Suburbs

(Main of sizes 80mm. (3") and above)

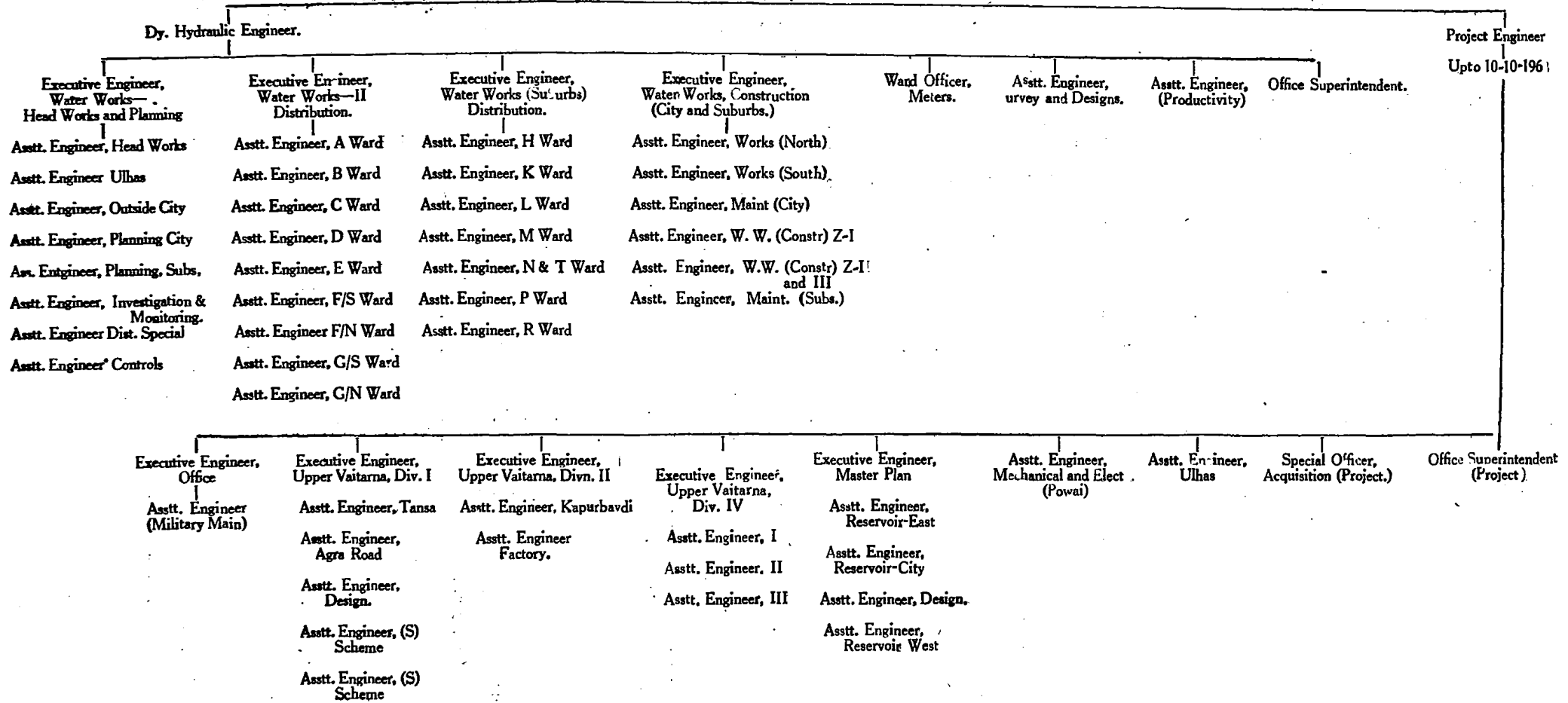
Size of pipes	CITY		SUBURBS		EXTENDED SUBURBS		TOTAL	
	Metres	Feet	Metres	Feet	Metres	Feet	Metres	Feet
80 mm. (3") ...	606	1,987	1,123	3,683	30	100	1,759	5,770
100 mm. (4") ...	462	1,517	720	2,363	798	2,619	1,980	6,499
150 mm. (6") ...	6,453	21,170	5,917	19,414	1,761	5,777	14,131	46,361
250 mm. (9") ...	1,232	4,042	1,679	5,507	1,394	4,575	4,305	14,124
300 mm. (12") ...	1,421	4,663	2,797	9,178	2,765	9,070	6,983	22,911
400 mm. (15")	38	125	38	125
450 mm. (18") ...	1,453	4,768	2,552	8,373	71	234	4,076	13,375
600 mm. (24") ...	59	173	753	2,471	806	2,644
750 mm. (30")
800 mm. (32") ...	67	221	67	221
900 mm. (36") ...	22	71	22	71
1200 mm. (48") ...	1,067	3,500	1,067	3,500
Total ...	12,836	42,112	15,579	51,114	6,819	22,375	35,234	1,15,601
				Rs.	Rs.		Rs.	
Cost of Scheduled works carried out (Departmentally and by contract)	17,30,394	...	24,20,523	7,51,552	...	41,78,270
Cost of non-scheduled works carried out	8,44,447	...	3,50,658	10,800	...	28,09,151
Total cost of the works carried out	25,74,841	...	4,20,489	1,05,662	...	69,87,421
				Rs.	Rs.		Rs.	
Cost of Scheduled works carried out (Departmentally and by contract)	17,30,394	...	24,20,523	7,51,552	...	41,78,270
Cost of non-scheduled works carried out	8,44,447	...	3,50,658	10,800	...	28,09,151
Total cost of the works carried out	25,74,841	...	4,20,489	1,05,662	...	69,87,421

APPENDIX XXII.

Details of stand pipes in City, Suburbs and Extended Suburbs.

Serial No.	WARD	No. of existing stand pipes on 1-4-1968.	No. of new stand pipes given during the year.	No. of stand pipes cut off during the year.	Total No. of Stand pipes as on 31-3-1969.	
1	A	...	3	...	3	
2	B	
3	C	
4	D	...	1	...	1	
5	E	
6	F/S	...	40	25	9	56
7	F/N	...	17	19	1	35
8	G/S	...	23	9	...	32
9	G/N	...	35	13	...	48
	CITY TOTAL	...	119	66	10	175
10	H	...	386	77	8	455
11	K	...	515	87	...	602
12	L	...	175	56	...	231
13	M	...	117	25	1	141
14	N	...	248	38	1	285
	SUBURBS TOTAL	...	1,441	283	10	1,714
15	P	...	96	18	6	108
16	R	...	22	22
17	T	...	203	89	...	292
	EXTD. SUBS. TOTAL	...	321	107	6	422

APPENDIX XXIII
ORGANISATION CHART OF HYDRAULIC ENGINEER'S DEPARTMENT
HYDRAULIC ENGINEER



BOMBAY FIRE BRIGADE

The Bombay Fire Brigade which was taken over by the Government of Maharashtra under the Defence of India Rules with effect from 17th January 1963 was re-transferred to the Municipal Corporation of Greater Bombay from 7th July 1968. Shri S. Fredilis was Chief Fire Officer during the year.

Fire Stations—

The total number of Fire Stations was 11 in City and 3 in the Suburbs.

Fire Appliances and Equipments—

1. Motor Turn Table Ladder —							
(a) of 100 feet extension with pump	2 Nos.
(b) of 125 feet extension with pump	2 Nos.
2. Motor Pumps —							
(a) with Escapes of 50 to 60 feet Extension	19 Nos.
(b) with Extension Ladders of 35 feet extension	15 Nos.
3. Fire Tenders with Extension Ladder	4 Nos.
4. Motor Emergency Tender with Special Gears	2 Nos.
5. Motor Emergency Tender-cum-Fire Tender	1 No.
6. Air Crash Tender with Special Gears	1 No.
7. Trailer Pump —							
(a) Medium Type	13 Nos.
(b) Light Type	2 Nos.
8. Water Tankers (7,200 litres capacity of each)	4 Nos.
9. Hose Laying Lorry-cum-Canteen Van	1 No.
10. Control Post Van	1 No.
11. Motor Ambulances	13 Nos.
12. Other Vehicles	19 Nos.
13. Scooters	5 Nos.
14. Ladders of various sizes	84 Nos.
15. Breathing Sets —							
(a) Oxygen	34 Nos.
(b) Compressed Air	16 Nos.
16. Fire Hose, Delivery, Rubber-lined (in stock)	25,375 metres.
17. Gas Masks of various types;	18 Nos.

Out of the above appliances and equipments the following were purchased during the year 1968-69

(1) Motor Pump with Extension Ladder	5 Nos.
(2) Motor Ambulances	3 Nos.

Communications—

(A) Telephones—

In the year 1963-64 the six Emergency lines of the Brigade were split up as under.

- (i) Four emergency lines (No. 101) for fires and other emergency calls ;
- (ii) Two emergency lines (102) for Ambulance calls.

This system continued to exist in the year under report.

(B) Wireless Communication System—

The Brigade has 55 Radio Telephony Sets (5 Static Sets, 38 Mobile Sets and 10 Walkie-Talkie Sets) actually in use and 2 spare Walkie Talkie Sets during the year under report.

(C) Fire Alarms—

The total number of Fire Alarms was 213 including 28 private ones.

Calls—

The Brigade responded to a total number of calls as shown below with comparative figures of the previous year.

	1968-69-	1967-68	Difference
Total Calls	3,264	3,634	370 Decrease
Actual Fires	2,010	1,986	24 Increase
Actual House Collapses	182	256	64 decrease
Rescue Services	271	289	18 "
Other Services	230	236	6 "

False Calls—

Defective calls due to defects in Fire Alarm System	183	231	48 "
Good Intent Calls	72	75	3 "
Malicious Calls	316	387	71 "

Outside City Limit Calls—

There were four such calls during the year.

Serious Fires—

There were 20 serious fires during the year (side Appendix I).

House Collapse—

The Brigade attended calls to 182 fallen buildings as against 256 in the previous year. Eleven persons lost their lives and 105 persons were injured. The figures of last 4 years are given below.

	1964-65	1965-66	1966-67	1967-68	1968-69
House Collapse	239	210	179	256	182
Deaths	16	21	4	57	11
Injuries	113	103	108	79	105

Some serious House Collapses are mentioned in Appendix VI.

Other Services—

There were 230 calls for other services which included leakage of poisonous gases and dangerous fumes, spilling of acids, falling of trees, shocks due to leakage of electricity, vehicle accidents, etc. 10 persons lost their lives in such accidents and 78 persons received injuries.

Rescue Service—

The Brigade attended 271 calls of various types of Rescue work such as persons fallen in wells, sea, etc., trapped in lift cages, drainages, marooned in flooded areas etc. One hundred and four persons died in such cases and 92 were injured. Majority of deaths(81) were by drowning. The Brigade also rescued 17 animals and birds.

Burning Casualties—

There were 226 casualties due to burns out of which 47 lost their lives (22 males and 25 females). 177 persons received burns and subsequently recovered. Out of the total deaths, 14 cases all females were of suicide.

Fire Loss—

The total loss due to fires was approximately Rs 1,03,71,560. Out of this, the damage to the insured property was Rs 36,40,515. The total property involved was worth Rs. 4,99,76,25,570.

Water Supply—

The approximate quantity of water used for extinguishing fires was about 1,93,38,258 litres. Out of which 1,65,55,827 litres were drawn from Municipal mains and rest from sea, wells, ponds, etc.

Hydrants—





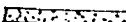
The number of hydrants for City and Suburbs was 10,198.

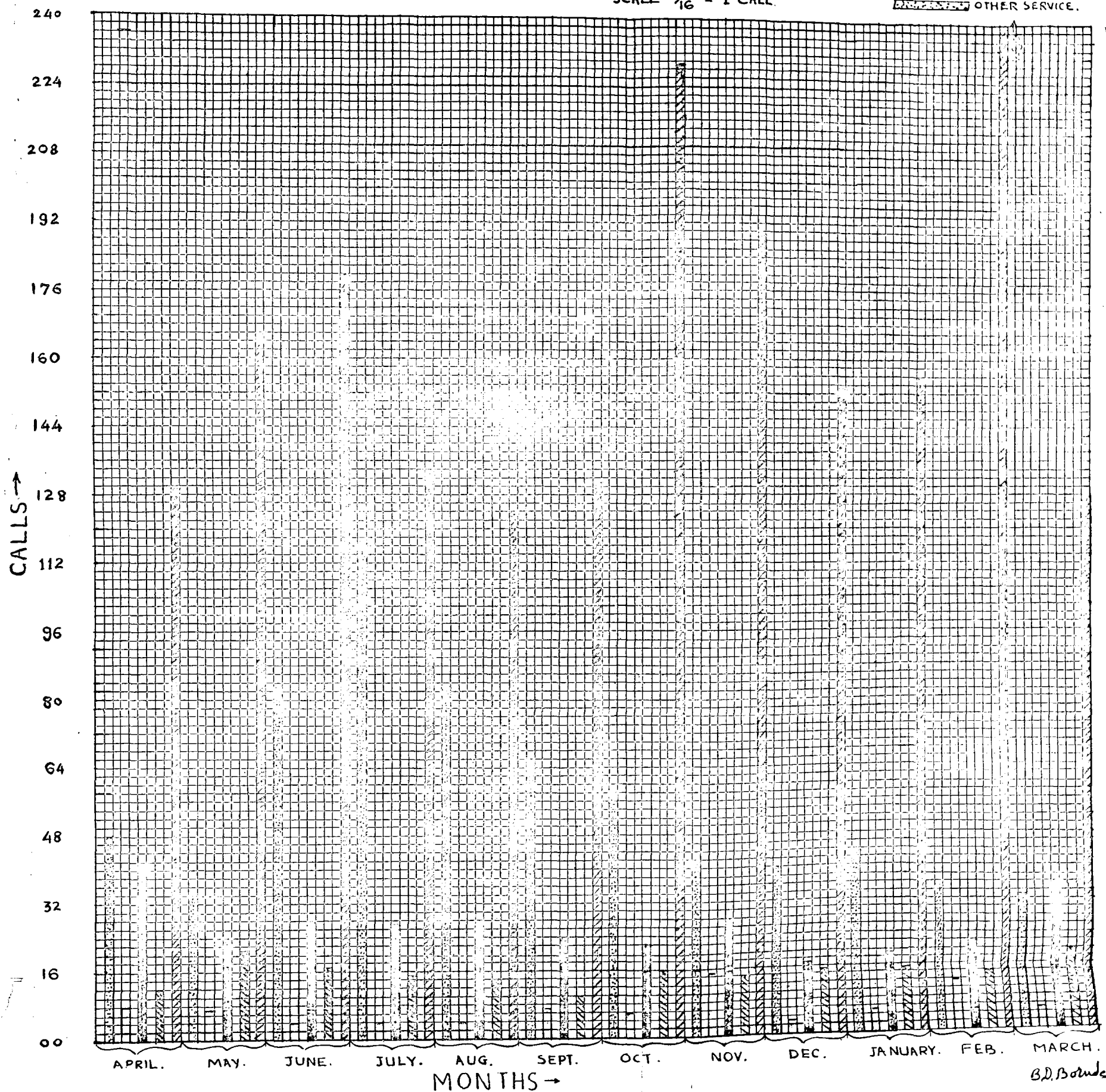
Zonal System—

The Zonal System which was introduced from March 1965 continued in the year under report.

CHART SHOWING NO. OF CALLS DURING 1968-69.

SCALE $\frac{1}{16}$ " = 1 CALL.

-  FIRE
-  DEFECT
-  MALICIOUS
-  GOOD INTENT
-  OTHER SERVICE.



B.D. Bonds

Fire Prevention—

During the year under report 8,534 cases were received as against 8,532 in the previous year. Out of these 8,241 cases were disposed of. The cases received included 6,655 cases from Municipal Departments like Licence Factory and Health, 110 cases for No Objection Certificates for buildings, 139 cases for No Objection Certificates for public entertainments, 80 cases for No Objection Certificates required by Commissioner of Police Inspector of Explosives and Controller of Drugs, 393 cases of complaints and 1,207 miscellaneous cases including reminders.

OTHER ACTIVITIES**(1) Republic Day Parade—**

The Fire Brigade personnel participated in the ceremonial parade route march along with Defence and other services on 26th January 1969. The fire Brigade personnel also participated in the Maharashtra Day parade on 1st May 1968.

(2) Annual Drill Competition—

As usual annual Drill Competitions were held. During the year, Competitions were held in (i) Fire Trailer Pump Drill and (ii) Extension ladders and Motor Pump Drill. Thirty-four teams from different Fire Stations participated. The finals were held on 26th February 1969 at Fire Brigade Head quarters. Dr. R. N. Kulkarni, Mayor of Bombay, presided over the occasion and distributed the prizes to the winning teams —

(3) Awards and Prizes—

The award of Best Fireman of the year (cash prize of Rs. 100) was awarded to Leading Fireman Ramchandra Vishram Waradkar. Long Service and Good Conduct Bronze Medals were awarded to the following employees.

- (a) Ex—Sub-Officer L. L. Temkar.
- (b) Ex. Sub-Officer S. R. Kandalgaokar.
- (c) Ex. Driver Operator Vidyadatta Deodatta Chamola.
- (d) Ex. Leading Fireman Sitaram Kashiram Hadkar.
- (e) Ex. Leading Fireman Vithoba Krishna Kalambe.
- (f) Ex. Fireman Tukaram Balaji Chavan.
- (g) Ex. Fireman Bhau Narayan Surve.

(4) Awards of Scholarships to Children of Brigade Employees—

As in previous years during the year under report scholarships ranging from Rs. 10 to Rs. 65 were given to school going children of the Brigade employees who passed the annual examination with credit from Standard IV to XI. Fifty-one applications for the scholarship were received. Out of the above 28 applications, as per merits were considered for grant of scholarship as maximum number of scholarships was 28. The scholarships were distributed on 31st August 1968 and an amount of Rs. 795 was utilised for the purpose.

(5) Deputation of Officers—

Shri R. R. Rao, Station Officer, who was deputed to Home Guards Organisation as a Fire-Fighting Instructor with effect from 18th May 1964 continued to be on deputation during the year under report. Sub-Officer Waman Krishnaji Rane who was on deputation to the directorate of Civil Defence from 31st August 1964 repatriated to Bombay Fire Brigade from 31st August 1968.

(6) Medical Unit—

A Medical Unit conducted by the Women's Volunteer Corps, and Red Cross Society at Fire Brigade Head quarters, Byculla, Bombay, for the benefit of members of families of the Brigade personnel continued to function during the year. The following Honorary Physicians and Surgeons attended the Centres.

- Dr. (Smt.) D. J. Desai.
- Dr. (Smt.) S. J. Meherhomji.

With the help of Family Planning Association of India, family planning was also being attended to in the above Medical Unit. The Medical Centre which was opened at Memonwada Fire Station continued to function during the year under report.

(7) Fire Fighting Training to Outside Candidates—

- (a) During the year under report practical training in fire-fighting and rescue duties was imported to the Home Guards of Greater Bombay.
- (b) Officers of Bombay Fire Brigade gave a number of lectures on fire fighting in the Training School of the Security Guards of Municipal Corporation of Greater Bombay.

(8) Vocational Service Award—

The Vocational Service Award of the Rotary Club of Bombay was presented to Leading Fireman Dinkar Tukaram Pawar.

AMBULANCE SERVICE

The Ambulance Service attended calls as given below :—

Accidents	1,031
Maternity	1,373
Hire	5,042
Free Poor cases	17
						<u>7,463</u>

In all 7,092 persons were removed in Ambulances. First-aid was rendered on 224 occasions. The total receipts during the year on account of hire cases amounted to Rs. 50,120 including arrears as against Rs. 45,386 in the previous year.

BRIGADE ESTABLISHMENT COST

The cost on account of Fire Brigade Department including Ambulance Service but excluding supervision charges of Provident Fund, Pension and proportion of general supervision and revenue and debit charges, etc., was Rs. 31,70,520.25.

S. FREDILIS,
Chief Fire Officer.

APPENDIX No. I.

BOMBAY FIRE BRIGADE

Brief details of serious fire during the year 1968-69.

Date and Time	Place	Business	Extinguished by	Damage	Estimated Damage
(1)	(2)	(3)	(4)	(5)	(6)
					Rs.
1-5-1968 12-37 hours.	Kalina Road, B. N. K. Industries Compound	(1) Motor Vehicle Body Builders. (2) Manufacturing Wire Products.	Firemen with five lines of eight pumps.	(1) Tyres of two trucks, (Leyland Make), tyres, engine of two trucks (Mercedes Benz), nine welding transformers, two oxy-acetylic sets, fabrication machinery, two compressors, lathe and drills machines and electrical installations, severely damaged by fire, smoke and water; (2) Wire products manufacturing machinery severely damaged by fire, heat, smoke and water.	2,35,000
18-5-1968 00-05 hours.	Hamidia House, Korpargaon Estate, Mount Road, Bombay-10.	(1) Manufacturing; furniture and storage of coils. (2) Private.	Firemen with nine Motor Pumps.;	House-hold articles, clothings, furniture manufacturing shop and storage of coils, etc., severely damaged by fire, heat, smoke and water of a two floored, brick walled, tiled roof of about 20×15 metres area used as shops and dwellings.	1,71,000
3-6-1968 03-38 hours.	Near Elphinstone Road Bridge, Senapati Bapat Marg Bombay-13.	Manufacturing paper box, wooden box, corogated paper rolls and boards. Timber merchant. Private.	do.	Large stock paper rolls, corrugated paper, 4 paper cutting machines one banding and soaring machine, two hand saw machines 4 sloatting machines, one corrugating and 2 pesting machines, 2 electric motors, large stock of teakwood, mattings, plants, furniture, office records, house-hold articles, utensils, grains, etc., severely damaged by fire, heat, smoke and water. (2) C.I. Sheet electric installation, wooden beams and columns, etc., severely damaged by of a ground floored, timber framed and C. I. Sheet structure, area about 45×22 metres.	1,21,400
7-6-1968 13-34 hours.	Mogra Road, Mogra (East), Andheri (East) Messrs. Sigma Paint Ltd.	Manufacturing paints, varnish and chemicals.	Firemen with seven enginelines, of six motor pumps.	About 400 Kgs. of varnish in process, about 1,600 Kgs. varnish steel tanks, pigment and dye stuffs, textile auxiliaries in process, paints and other chemicals, various kinds of oils, electricals installaton, switches machineries, filter press, severely damaged by fire, heat, smoke and water. Doors, windows, rafters, brick wall of a ground floored, brick walled, tiled roof, structure of area about 35.55×21.34 metres, severely damaged.	4,40,000
26-6-1968 03-35 hours.	Suklaj Street, 4A-18A, Patra Chawl, Bellasis Road, Bombay-8.	Garage, Flour mill, Timber mart and Stable (Horses).	Firemen with 15 Motor Pumps.	Motor cars, timber mart, steel and wooden furniture, taxi meters, gas cylinders, garage tools and equipments, house-hold articles, clothings, dried grass bundles, leather goods etc., severely damaged by fire, heat, smoke and water; (2) Two ground floored entire structures severely and portion of the roof of a three floored building slightly damaged.	1,38,000
26-8-1968 07-45 hours.	Sherif Devji Street, Lokmanya Street.	Manufacturing furniture.	Fireman with 7 Motor Pumps.	Large stock of timber, ply wood, manufactured furniture, foam rubber mattresses, raxine, french polish and other miscellaneous materials severely damaged by fire, heat, smoke and water. Flooring, walls, roof, of a five floored, brick walled, timber framed and wooden flooring severely damaged by fire, heat, smoke and water.	2,25,000
14-7-1968 17-10 hours.	L. B. S. Marg, Asha Usha Mills, Compound, Vikhroli.	Weaving of Cloth (Synthetic Yarn).	Firemen with three lines of three pumps.	Large quantity of synthetic yarns in card boards carton and in wooden boxes severely damaged by fire, heat, smoke and water. Small quantity of synthetic from cartons severely damaged by water only in the party's godown area about 3.5×3 metres of a ground floored structure about 15×15 metres, used as godowns and offices.	7,76,500

APPENDIX No. I—Contd.

Date and Time	Place	Business	Extinguished by	Damage	Rs. Estimated Damage
(1)	(2)	(3)	(4)	(5)	(6)
17-7-1968 18-26 hours.	138E, Vithalbhai Patel Road, 443, Sardar Vithalbhai Patel Road.	Eating House, Auto Spare, Vegetable Stalls, shops and residence.	Firemen with 16 Motor Pumps.	Auto parts, wooden furniture, dispensary articles, L. P. Gas cylinders, cooking utensils, six sewing machines, leather and rubber goods, polycloth, radio sets, packing materials, ten typing machines, wooden plat-forms, stock of vegetable house hold articles, office records, cash and jewellery, etc., severely damaged by fire, heat, smoke and water; (2) ground and three upper floored, stone walled, timber framed building with its electric installation severely damaged by fire, heat, smoke and water.	3,60,500
22-9-1968 01-54 hours.	Messrs. J. B. A. Printing Inks Pvt. Ltd., L.B.S. Marg, Bhandup.	Manufacturing Printing Inks.	Firemen with five lines of three pumps and one foam line.	Large stock of raw materials (for printing inks) such as pigments, rosin, effex paste, calcium carbonate, etc., in drums and gunny bags, office records, small empty tins severely damaged by fire, heat, smoke and water. Electrical installation severely and A. C. Roof damaged by breakage due to heat.	2,05,000
29-9-1958 14-46 hours.	354, Kalyan Bhuvan, Kalbadevi Road.	(1) Cloth Merchant, Opticians.	Firemen with 9 Motor Pumps.	Stock of silk and art silk fabric, office papers, files, furniture and electrical installation severely damaged by fire, heat, smoke and water. Large stock of wooden boxes, packing materials, stock of optical lenses, spectacle celluloid frames severely damaged by fire, heat, smoke and water. Doors windows, timber framed, tiled roof, wooden staircases, lift well, etc., severely damaged by fire, heat, smoke and water.	75,000
15-10-1968 02-58 hours.	Banwari Compound, Near Mahim Railway Dharavi Road.	Dealers in cotton waste, rags, scrapped wood and metal drums Manufacturing soap.	Firemen with 8 Motor Pumps.	Large quantity of cotton waste, rags, scrapped wood, metal drums, waste paper, large quantity of fire wood, timber and wooden drums, raw materials, soap etc., severely damaged by fire, heat, smoke and water in about 17 tin sheds over an area 120 x 30 metres used for storages and manufacturing concern.	1,39,000
21-10-1958 22-40 hours.	Prakash Cotton Mill Compound, Worli Jail Road, Fergusson Road.	(1) Manufacturing barrels, wooden furniture, ready made garments, etc. (2) Refrigeration and air conditioning machine. (3) Weaving.	Firemen with 8 lines of 8 Motor Pumps	Parts of air conditioning and refrigeration machinery tools, 4 ward robes, 3 sofa sets, stock of ready-made garments, about 100 sewing machines, accessories, cutting machines, raw material, furniture and fixtures, parts of few weaving looms, large quantity of terelene yarn and cloth in wooden cases and bales severely damaged by fire, heat, smoke and water. C. I. Sheet walls, A. C. C. Roofs, columns and beams electrical installations and fittings, severely damaged by fire, heat, smoke, water and breakage on ground floored C. I. Sheet walled, and A. C. C. roofed structure of about 50 x 50 metres.;	15,00,000
23-10-1968 02-35 hours.	Sainath Road, Malad (West), Mantri Wadi.	Manufacturing Leather washers, Dye makers and workshop.	Firemen with 6 engine lines of 4 Motor Pumps.	Machinery such as Hand Press, drill machine, raw material, finished goods, carpentry equipments, lathes, grinders, food grains, furniture garments, electrical installation, etc., damaged by fire, heat, smoke and water of a ground floored, partly C. I. Sheet walled and partly brick walled, C. I. Sheet roofed structure of area about (a) 18 x 3.1 metres; (b) 15 x 17 metres (c) 6 x 3 metres used as factories, offices and residences, etc.	1,29,000
30-10-1968 20-35 hours.	Mustafa Bazar, Timber Yard, at Victoria Road.	Timber merchant.	Firemen with 13 Motor Pumps and 19 jets.	Large quantity of timber, ply wood, hard-board sunmica, teak wood, 12 band saw machines, saw grinding machines, tongue and groove machines, 1 sharpening machine, office records and furniture, electrical wiring, and oaves plate, severely damaged by fire, heat, smoke and water. Wood work of roof, window frames, C. I. sheets walls, etc., on a area 61 x 61 metres, severely damaged by fire, heat, smoke and water.	5,16,800

APPENDIX No. L—(Contd.)

Date and Time	Place	Business	Extinguished by	Damage	Rs. Estimated Damage
(1)	(2)	(3)	(4)	(5)	(6)
18-12-1968 16-45 hours.	15-19, Braoch Street, Kapadia Chambers of P. D'mello Road.	Dealer in iron, and steel material trans- porting of goods, grain, oil seeds merchant.	Firemen with 8 Pumps.	Large quantity of general goods, com- prising of cloth bales, leather shoes, large quantity of oil cakes, oil seeds, grains, pulses, hotel furniture, office records and furniture, severely da- maged by fire, heat, smoke and water. A partly ground and one upper floored, partly brick walled, partly C.I. Sheet roof with wooden loft, electrical fittings, wooden weather sheds, severely damaged by fire, heat, smoke and water.	3,60,000
9-2-1969 07-24 hours.	Ahmedabad Jupiter Srg. and Wvg. and Mfg. Co. Ltd., at Carrol Road, Lower Parel.	Textile Mfg.	Firemen with 7 Motor Pumps and three mill hydrant lines.	(1) Stock of cotton, bobbins, carding and other textile machinery on ground floor severely and textile machinery, electric installation on first floor slightly damaged by fire, heat, smoke and water. Portion of wooden ceiling of a two floored, brick walled and timber framed structure about 200×30 metres used as tex- tile mill, severely damaged by fire, heat, smoke and water.	1,50,000
9-2-1969 14-30 hours.	Pir Bagdadi Chawl at the junction of N. C. Kelkar Road and D' silva Road, Dadar.	Eating House, Cut- lery Merchant and Cloth Merchant, etc.	Firemen with 4 engine lines of 2 Motor Pumps.	Large quantity of wooden and steel furniture, kewellery articles, some cash in safe, some aluminium, steel and brass articles, ice cream cabinet, water cooler machines, few air cir- culators, large stock of tobacco, bitlenut, show-cases, 6 sewing ma- chines, cloth and read-made gar- ments, few cutlery articles, hoisery articles, etc., severely damaged by fire, heat, smoke and water. Wooden and steel doors, windows, brick walls wooden beams, timber roof with tiles paint work of walls of a ground floored, brick walled, timber framed building about 35×13 metres, used as shops only.	2,37,200
9-2-1969 19-30 hours.	Malad Railway Station Malad.	Rail Transport.	Fire died of itself.	(1) Four compartments of up Local train severely damaged by fire, heat, and smoke. (2) Office records, bun- dles of tickets, furniture, electric installation, wooden door, windows and brick wall, severely damaged by fire, heat, smoke in ticket's Booking house, area about 4×4 metres near Malad Railway Station.	20,03,000
9-2-1969 21-36 hours.	Messrs. Bhawanji Ma- waji and Co., Gopal Bhuvan L.B.S. Marg, Ghatkopar.	Saw Mill and Resi- dential Office.	Firemen with five lines of three Motor Pumps.	(1) Wood cutting machinery, electric motors and spare parts, large stock of timber, two motor cycles, electric installation and timber tile roof of shed area about 60×30 metres, severely damaged by fire, heat, smoke and water. (2) Large stock of timber on a open space area about 10×3 metres and panel glass of a there floored builing slightly damaged by fire, heat, smoke and wtaer.	1,13,000
30-3-1969 00-29 hours.	11/13, Clive Road, 4th Cross Lane.	Dealer in chillies, tea, etc. Palveri- sing.	Firemen with six Motor Pumps.	Large stock of dry chillies and spices, tea powder in wooden cases, gunny bags, large stock of insecticides in liquid and powder form in tins and polythin bags, small Quantity of coconut, severely damaged by fire, heat, smoke and water. An entire brick walled, timber framed structure damaged by fire, heat, smoke and water.	2,35,500

Appendix No. II
BOMBAY FIRE BRIGADE

Summary of calls to Fires (including false alarms) showing the number of times appliances of the Fire Brigade attended and were extinguishing fires during the year 1968-69.

Sr. No.	STATIONS.	NUMBER OF FIRE ALARMS ATTENDED.		HOW CALLED					HOW ATTENDED											HOW EXTINGUISHED.									
									STATION APPLIANCES			AIDING APPLIANCES:																	
		Municipal.	Private.	By Strangers.	By Fire Alarms.	Control Room	Total.	Motor Pump carrying Escape or Ladder	Extension	Fire Unit	Escape	Extension	Motor Turn table Ladder.	Fire Unit.	Trailer Pumps.	Motor Emergency Tender.	Control Post	Hose Lorry	Sand.	Buckets.	Chemical Extinguishers.	Hand Pumps.	First Aid Appliances.	Hydrants.	No. of Motor Pumps.	No. of Jets.	B.A. Sets	Automatic Sprinkler heads actuated.	Foam Equipment.
1	Colaba	9	2	5	29	63	97	125	39	3	25	1	...	3	6	8	...	11	...	10	8
2	Fort	17	8	17	36	159	212	199	88	14	36	2	17	23	39	...	10	8
3	Memonwada	30	2	26	301	249	576	492	251	...	158	49	19	26	...	7	6	...	21	99	39	...	26	37	1
4	Gowalia Tank	27	2	28	144	177	349	316	212	121	58	10	...	8	3	1	2	6	2	23	33	
5	Byculla	19	5	19	148	186	353	305	146	3	120	34	1	11	...	12	1	1	43	42	83	...	37	19	47	64	1
6	Worli	10	...	13	83	143	239	211	...	72	67	108	...	2	...	2	2	2	10	28	145	...	49	42	49	84	...	2	1
7	Dadar	24	2	22	83	255	360	114	16	...	78	108	5	2	3	124	...	47	14	30	33
8	Shivaji Park	12	38	101	151	66	129	2	66	5	6	...	3	4	27	...	9	11
9	Alexandra Docks	17	...	1	18	100	119	103	65	...	73	3	2	3	2	2	2	1	4	...	25	...	22	7
10	Mandvi	12	1	16	62	55	133	108	...	74	95	28	23	1	...	4	2	1	11	2	47	57	
11	Sewree	10	6	2	46	80	128	114	2	...	60	42	...	43	...	3	10	9	84	...	49	8	28	36	...	2	...
12	Andheri	10	...	13	23	417	453	...	359	101	2	92	...	4	...	3	1	8	26	...	55	82
13	Vikhroli	21	...	185	206	...	167	70	...	9	...	4	4	3	2	...	24	...	53	60	2
14	Chembur	16	1	96	113	...	124	...	5	8	8	2	2	...	38	4	9	48	1
	Total	185	28	211	1012	2266	3489	2153	1259	252	1063	685	164	109	...	62	29	7	119	236	454	...	411	87	418	568	1	4	5

Appendix No. III

Monthly summary of Fires and annual losses for the period from 1959-60 to 1968-69.

Year.	April	May	June	July.	Aug.	Sept.	Oct.	Nov.	Dec.	Jan.	Feb.	March	Total.	Estimated Loss.
														Rs.
1959-60	...	102	91	93	70	70	75	83	124	108	118	137	127	1,198,171,31,950
1960-61	...	100	120	95	71	67	83	138	136	153	161	116	140	1,370,75,79,810
1961-62	...	141	104	87	101	56	82	120	187	109	137	119	125	1,358,82,24,968
1962-63	...	116	132	142	120	103	89	171	148	116	143	140	169	1,589,1,89,08,544
1963-64	...	169	149	155	122	107	140	157	160	184	210	170	143	1,828,73,25,612
1964-65	...	152	146	164	121	123	78	148	188	168	151	144	149	1,732,1,18,84,025
1965-66	...	154	154	139	148	116	115	151	170	133	156	145	171	1,752,11,12,000
1966-67	...	163	133	115	136	91	114	143	200	180	171	135	169	1,755,95,76,772
1967-68	...	156	151	204	150	117	124	181	228	147	185	149	194	1,935,1,59,72,216
1968-69	...	130	166	180	133	124	131	229	190	153	156	291	127	2,010,1,03,71,560

APPENDIX No. IV
BOMBAY FIRE BRIGADE

Types of Rescue	In Fires.	In accidents.	Total
(1) Number of persons rescued alive with burns and/or injuries and subsequently recovered	177	280	457
(2) Number of persons rescued alive with burns and/or injuries but subsequently died	25	99	124
(3) Number of lives lost before arrival of the Brigade	23	25	48
(4) Number of casualties amongst Fire Service Personnel	1	3	4
(5) Number of animal lives rescued	17	17

APPENDIX No. V
BOMBAY FIRE BRIGADE

Fire Risk Covered :

(a) Textile, Woollen, Silk and artificial Silk (Rayon etc. Mills)	153
(b) Ginning Mills
(c) Cotton Presses	19
(d) Oil Mills	24
(e) Petrol and Oil Storages and refineries	198
(f) Match factories, fireworks and explosives manufacturers	2
(g) Explosives stores	10
(h) Processes involving dangerous petroleum products	2
(i) Cinematograph films, Celluloid Plastics and Bakelite Works	275
(j) Timber and wood working paper manufacture	214
(k) Chemical Works	79
(l) Gas and Electricity Undertaking	18
(m) Docks, Railways, Air-Port installations	24
(n) Warehouses, Goods Yards, Goods Sheds	62
(o) Manufacture of Rubber Goods	104
(p) Manufacture of other goods	875

Water Facilities :

(1) Hydrants and approximate capacity	10,196
(2) Water ponds	30
(3) Refilling Places	10
(4) Wells, Rivers and Canals	755
(5) Other facilities like static tanks, storage tanks, etc.	93

AND
Sea Water
around the
island of
Bombay

APPENDIX No. VI.

Brief details of Serious House Collapses during the year 1968-69—

Date and Time	Place	Business	CASUALTIES		Details
			Death	Injury	
7-7-1968 11-36 hours.	67, Pedder Road, "Wood Lands" Building.	Private.	1	1	Compound-cum-retaining stone wall about 30 metres long and about 5 metres in height, had collapsed over footpath, burying one person and two milk distribution cabins. Debris were removed and took out one body of a unknown person. Further search was made but no one was found trapped.
21-9-1968 17-03 hours.	Jawarawalla Building, 87, Temkar Street.	Private.	4	13	Entire front portion admeasuring 4.88 metres 3.66 metres a five floored, brick walled, timber framed structure 12.19 metres×3.66 metres gave way trapping underneath the debris 17 persons. Persons trapped underneath the debris were rescued and sent to hospital. The affected building on Southern side were vacated as a precautionary measures.
22-10-1968 05-26 hours.	Masabi Suleman Chawls, Mehghwadi, o Gumpna Road, Jogeshwari (East).	Private.	...	7	The tiled roof of four rooms of a bamboo and bamboo matting chawl of about 20 metres×10 metres collapsed, injuring to seven persons. Five persons out of 7 persons were already removed to hospital in police Jeep. Two persons rendered first aid and removed to K. E. M. Hospital in Brigade Ambulance.
29-11-1968	131, Habib Mansion, No. 2, Currey Road, Low level, South.	Private.	2	11	Eight residential rooms on rear side of the buildings from 3rd floor to ground floor of four floored building had completely collapsed, trapping thirteen persons. All the persons trapped underneath the debris were extricated and were sent to hospital in Brigade Ambulance.

MUNICIPAL GARDENS

GARDENS (City).

During the year 1968-69 the Department maintained 170 sites consisting of 64 gardens, 70 recreation grounds, 3 gardens attached to Municipal Buildings, 7 fountains, 11 Traffic islands, 6 Band Stands, 5 Box hedges, 4 Statues.

5 New sites were developed into gardens during the year under report.

Victoria Gardens

Victoria Gardens continued to remain an attraction to the visitors of Bombay. Cages and fencings have been painted. Animals and Birds were added to the Zoo according to the requirements. Botanical specimen were supplied to the colleges and Institutions free of charges and facilities were given to the batches of Students for study in the Garden.

ZOO SECTION

Total Number of Live Stock

Description	For Display	Laboratory Animals.
(1) Mammals	213	193
(2) Birds	560	—
(3) Reptiles	40	—

Increase during the year.

Description	For Display	Laboratory Animals.
(1) Born	20	474
(2) Gift	22	354
(3) Purchased	2	—

Decrease during the year.

Description	For display	Laboratory Animals.
(1) Died	32	9
(2) Sold	1	608
(3) Fed to snakes	—	208
(4) Escaped	1	—
(5) Destroyed	1	—

145 wild animals, Birds and reptiles were treated in Zoo Hospital. One Pony house was constructed. 80% of the cages were painted. Ornamental grills have been fixed to pipe railings of all ferocious animals for the protection of the children. Elephant, Camel, Pony and boating rides were main attractions of the gardens.

Open Air Theatre

The Open Air Theatre was hired out to the public on reasonable rent on 77 occasions during the year under report for dramas, Social Gatherings and Tamashas etc. and it is becoming popular day by day.

Shri S.K. Patil Udyan

The garden on the old site of European Cemetery of Bombay at Maharshi Karve Road was named as Shri S. K. Patil Udyan and was opened by the Union Home Minister of India Shri Y. B. Chawan on 9-3-1969.

Sion Hill Fort Garden

The garden on Sion Hill Fort, once a neglected area was also opened by Shri K. K. Shah Minister for broadcasting and Information on 14th November 1968. Land Landscape garden, following water and fountain with water fall are the main attractive features of this garden.

Dyaneshwar Udyan

The work of providing Garden near Shivaji Park sea beach called the Dyaneshwar Udyan, is in progress.

GAMES

Directed games were conducted at 3 main centres on Municipal playgrounds by the private Institutions who were given all the facilities by the department. All India Basket Ball and Boxing tournaments were conducted at the 2nd Peerkhan Street Municipal playground. Maharashtra State Women's Council has also conducted directed games in many of the municipal gardens for the benefit of local children and they are giving very good service.

SCHOOLS

Municipal grounds were also given to many Schools and other public Institutions for physical training activities and for their annual sports and tournaments.

PLAY APPARATA & LIGHTS

New play apparata and Lights were provided in most of the gardens according to actual requirements and gardens were maintained in good conditions. Nine hundred forty trees were planted on the Road side in city and their growth is satisfactory.

GARDEN (Suburbs)

39 gardens, 2 playgrounds, 1 Band Stand and one Traffic island garden were maintained in the Suburbs during the year under report.

Juhu Park (Santacruz).

This is the main attraction of the Suburbanites provided with modern type of children's play apparatus. Besides water cooler is installed for giving cold water facility to the public. All the play apparatus were painted.

Lights and Play apparatus

New Lights and play apparatus in most of the gardens have been provided according to actual requirements.

900 trees were planted on the Road sides in Suburbs and lawns in the various gardens in Suburbs were maintained properly and in good condition.

GARDENS (Extended Suburbs).

Ten Gardens and one Statue and 1 Band Stand were maintained during the year under report.

900 trees saplings were planted on the Road-side and the gardens were maintained in good condition.

VICTORIA AND ALBERT MUSEUM

The Museum committee was constituted at the suggestion of the Hon. Mr. Lunsden in 1855. The building was constructed subsequently and the museum was renamed as Victoria and Albert Museum. The museum was declared open to the public on 22nd May 1872. On 1-10-1885 it was transferred to the Bombay Municipality (now Municipal Corporation of Greater Bombay). The exhibits are classified in different sections such as (1) Old Bombay (2) Cottage Industries (3) Fine Arts (4) Armoury (5) Mythology and Religion (6) Ethnology (7) Pre-history (8) Fossils (9) Minerals and (10) Agriculture. There is a reference library containing books on Arts, (Indian and Foreign), Archaeology, Old Bombay, History etc., and coin cabinet containing Ancient Indian coins. The Museum remains closed on important holidays and on every Monday. It is reserved for ladies, children and students of primary schools on every Wednesday. Admission is free on Wednesdays and Thursdays. On the remaining four days Admission fee of 5 paise is charged per visitor above 12 years of age. During the year under report the office of the Curator of Museum was held by Shri V. N. Barve Ag. Head Clerk who is directed to look after the duties of C.M.'s Post. The details as regard the visitors, sale proceeds of Admission tickets etc. are given below :—

Year	No. of days when Museum was open.	No. of visitors to the Museum.	Sale proceeds	Sale proceeds	Fee for	Total	
			of admission tickets.	of Museum Brochures.	taking photographs of the Exhibits.	expenditure	
			Rs.	Rs.	Rs.	Rs.	
1967-68	...	296	5,50,868	15,725.70	46.72	—	41,172.00
1968-69	..	303	5,95,143	15,577.95	—	60.00	45,425.25

V. N. BARVE,
for Curator of Museum.

MUNICIPAL LIBRARIES

As per Corporation Resolution No. 114, dated 26th April 1965, 14 Municipal Free Reading Rooms and Libraries out of 22 in Greater Bombay have been handed over to the Mumbai Marathi Granth Sangrahalaya for management. The possession of the room at Curry Road Garden has been taken over and it was handed over to the Mumbai Marathi Granth Sangrahalaya for opening a Free Reading Room and Library from 5th July 1968.

Dadar Library is kept open between 7-30 A.M. and 7-30 P.M. Other Libraries are kept open between 7-30 A.M. and 11-00 A.M., 4-00 P.M. and 7-30 P.M.

A book is issued against the deposit of Rs. 5 as per the rules in force. The Libraries are located in the different areas viz. Dadar, Kamathipura, Pydhoni (Bapu Khote Street), Memonwada Road, Lower Parel and Vile Parle.

All the Libraries remain closed on Mondays.

The details as regards Income, Expenditure, New Books purchased, No. of visitors etc. of the Municipal Free Reading Rooms and Libraries during the year 1968-1969.

F. R. R. Libraries.	Year	New Books purchased	Cost	Number of Visitors during the year	Income in- clusive of Grant-in-aid received from Govern- ment	Grant in aid re- ceived from Govern- ment.	Expendi- ture Ex- clusive of payment made to M.M.G.S.	Payment made to the Mumbai Marathi Granth Sangrahalaya
			Rs.		Rs.		Rs.	Rs.
City	1967-68	308	1,432	2,53,625	254	...	67,614	30,000
	1968-69	228	1,048	2,26,776	924	...	71,387	38,468
Suburbs	1967-68	103	496	28,971	88	...	5,491	6,000
	1968-69	165	724	24,586	423	...	7,558	6,000
Extended Suburbs	1967-68	11,484	6,000
	1968-69	1,016*	6,000

* This expenditure is on account of the staff belonging to the libraries in Extended Suburbs which is rendered surplus due to handing over of libraries to the Mumbai Marathi Granth Sangrahalaya. The services of the staff are utilised for the libraries in the City & Suburbs as working arrangement. The staff has been absorbed in the Establishment of Libraries in City and Suburbs from April 1968.

V. N. BARVE,
For Chief Librarian.

CENTRAL STORES

Tenders and Contracts—Tenders were invited for the purchase of Stores (other than Plant and Machinery and Dietary Articles) during the year under Report in 220 cases as against 252 cases in the preceding year. The number of contracts for the various schedule articles entered during the year was 313 as against 300 in the preceding year. The number of casual or market enquiries or quotations invited for the articles not covered under the schedule was 308 as against 307 in the preceding year.

Plant and Machinery and Furniture Section.—This Section made various purchases of Plant and Machinery, Wooden & Steel Furniture, Electrical and Automobile Accessories including Tyres, Tubes, Petrol, Diesel and Lubricating Oils for Municipal Departments. For this purpose 60 tenders by public advertisement and 9 sealed quotations were invited involving a total cost of Rs. 37.02 lakhs approximately. 63 Contracts for various articles under Plant & Machinery and Furniture Section were entered into during the year. Wooden & Steel Furniture required by various departments and Hospitals were standardised, purchased and inspected by the staff of this Section.

Diet Section.—30 Tenders amounting to Rs. 27.86 lakhs approximately were invited for the supply of dietary articles to the Hospitals and Maternity Homes. In respect of items other than Dietary Articles *i.e.* Stationery, etc. 15 tenders were invited involving a total amount of Rs. 9.14 lakhs approximately. 27 Contracts for various articles under Diet Section were entered in to during the year. For various Hospitals and Maternity Homes about 3684 Quintals of Wheat and Rice worth about Rs. 3.52 lakhs were also purchased.

Sale of Unserviceable Articles.—The total amount realised by the sale of unserviceable articles including mixed scrap (excluding cast iron scrap which was retained for Municipal Use) by private offers during the year amounted to Rs. 1.72 lakhs as against Rs. 2.74 lakhs in the preceding year.

Steel & Cement.—All categories of steel continued to remain decontrolled, during the year under report.

Price and allotment of cement continued to remain under the control of Cement Corporation of India a Central Government Body. In most cases cement was issued to Municipal Contractors from the Central Stores. However in a few cases where requirements were large, Sub-authorisations on cement suppliers were issued by the Dy. C.E. (P. & D.) (Controller of Cement for the Corporation) to the contractors for taking direct delivery from Cement Suppliers.

During the year 33,521 M. T. of Cement costing Rs. 66.24 lakhs, 43,946 Metres of G. I. and Black Pipes costing Rs. 3.48 lakhs and 2,55,204 Metres of Cloth costing Rs. 4.85 Lakhs were purchased.

The value of stores and other materials purchased for stock at Central Stores, during the year, including articles received from other departments on Return Stores Memo amounted to Rs. 139.55 lakhs as against Rs. 169.86 lakhs in the preceding year. Purchase of articles by Direct Debit to departmental grants amounted to Rs. 1.33 lakhs approximately.

2,901 Orders for the purchase of Stores were placed with the contractors and other dealers as against 3,654 orders in the preceding year.

25,724 Inlets and Sales Memo were received from the departments as against 26,652 in the preceding year.

The total turn over of this department *viz.* the receipts and issues of stores during the year came to Rs. 312.31 lakhs as against Rs. 372.82 lakhs in the preceding year.

The balance of stock on hand on 31st March 1969 was worth Rs. 72.21 lakhs as against Rs. 105.41 lakhs in the preceding year.

Statement 'A' showing stores transactions during the year and Statement 'B' giving details of major items of stock on hand at the close of the year are appended.

K. S. PESINA.
Controller of Stores.

APPENDIX 'O'

Statement 'A' showing Stores Transactions during the year 1968-69

Particulars	CENTRAL STORES			
	Capital Stores	General Stores	Line Suspense Account	Total of Columns 2, 3 & 4
(1)	(2)	(3)	(4)	(5)
	Rs.	Rs.	Rs.	Rs.
Value of Stores on hand on 1st April 1968.	92,27,575.27	12,26,866.67	86,755.74	1,05,41,197.68
Value of stores received including transfers during 1968-69 ...	83,42,227.18	56,12,980.04	Nil	1,39,55,207.22
Total ...	1,75,69,802.45	68,39,846.71	86,755.74	2,44,96,404.90
Less—Value of stores issued including transfer during 1968-69 ...	1,13,69,892.29	59,05,644.51	10.94	1,72,75,547.74
Balance on 1st April 1969 ...	61,99,910.16	9,34,202.20	86,744.80	72,20,857.16
Average Annual Inventory ...	77,13,742.72	10,80,534.44	86,744.80	88,81,027.42
Ratio of total annual issues to average inventory level during the year (i.e. total issues : Inventory level)	1 : 1.474	1 : 5.465	1 : 0.00013	1 : 1.945

K. S. PESINA,
Controller of Stores.

APPENDIX 'O'

Statement 'B' showing the details of stock held on 31st March 1968 and 1969 at Central Stores

Serial No.	PARTICULARS	Balance on 31st March 1968		Balance on 31st March 1969	
		Rs.	P.	Rs.	P.
CAPITAL ACCOUNT					
(1)	Cement	4,42,880.44		4,41,248.29	
(2)	C. I. Pipes, Manholes, Hydrants, Water and Drainage Castings, etc.	57,28,262.44		43,23,636.40	
(3)	M. S. Round Bars, flats, plates, C.I. G.I. and Black sheets, S. P. tanks, etc.,	18,83,701.98		8,87,981.10	
(4)	Pipes Stoneware and Hume	7,021.09		6,078.79	
(5)	Galvanized Pipes and Fittings	4,83,015.01		2,89,907.51	
(6)	Lead Pig Lead Wool and Lead Pipes	6,21,703.21		2,20,546.18	
(7)	Asbestos sheets and pipes and fittings	60,991.10		30,511.89	
LINE SUSPENSE ACCOUNT.					
(8)	Water works castings on the line	86,755.74		86,744.80	
GENERAL ACCOUNT.					
(9)	Spindles brass and fittings	2,44,064.06		1,62,807.97	
(10)	Meter parts	8,313.69		—	
(11)	Bolts, Nuts, Rivets, Nails, Washers and Hardware, etc.	42,678.15		28,463.45	
(12)	Brooms, Coir, Date and Brushes	6,663.82		24,641.66	
(13)	Cables and wires	57,452.60		21,416.69	
(14)	Electric Accessories, Bulbs, Fans, Electrodes, Dry cells, etc.	58,515.94		61,194.39	
(15)	Files and Rasps	4,440.92		1,616.39	
(16)	Oil, Castor, Coconut, Sweet, Kerosene, Grease, Lubricating, etc.	10,599.73		32,608.39	
(17)	Timber, Ladder, Shaft, Bhandiwood, Nowghani Poles, Plywood sheets, etc.	4,435.16		3,375.56	
(18)	Clothing	3,67,860.31		2,30,527.05	
(19)	Disinfectants, Tropical chloride of Lime, Cleaning powder, etc.	7,154.57		27,621.88	
(20)	Tools, Machinery, foot rules, spanners, drills, saws, auger screws, etc.	21,493.96		12,199.26	
(21)	Soap and Soda	24,846.49		10,809.71	
(22)	Baskets, cane, bamboo and wooden	24,742.69		12,409.55	
(23)	Buckets, dust bins, Ghamelas, Enamelware, Glassware, Hurricane Lanterns, etc.	1,04,382.79		87,694.38	
(24)	Hose, rubber, belting, canvas	23,038.57		29,999.37	
(25)	Wires, brass rods, copper sheets, zinc sheets, etc.	50,454.05		12,922.02	
(26)	Leather hides, chamois, chappals, plungers, boots and other leather articles ..	15,163.10		11,298.30	
(27)	Coir goods, cotton goods, yarn spun, waste cotton, packing asbestos, etc.	16,177.19		16,178.72	
(28)	Paints, Powders, linseed oil and turpentine	41,044.99		81,672.91	
(29)	Locks of sorts	29,768.45		6,018.25	
(30)	Miscellaneous, (Polish, candles, glue, gum, tiles, Pouras, showels, typewriters, etc.)	63,565.44		58,726.30	
	Total Rs. ..	1,05,41,197.68		72,20,857.16	

K. S. PESINA,
Controller of Stores.

LICENCE DEPARTMENT

Licence Department functions in various wings *viz.*, (1) Licence Section, (2) Encroachment Section, (3) Stall Board etc. projections, (4) Advertisement Section and (5) Shop & Establishments Section and deals with Sections 394, 412A, 393, 313A 313B, 324, 328 & 328A of the Bombay Municipal Corporation Act, the Bombay Shops & Establishments Act 1948, Payment of Wages Act 1936, Minimum Wages Act 1948 and Workmens' Compensation Act 1923.

(1) LICENCE SECTION

This Section issues licences under Section 394, 412A and 393 of the Bombay Municipal Corporation Act with a view to regulate the storages of hazardous and combustible goods, trades, steam whistles and steam trumpets on recovery of licence fees as per the schedule approved by the Corporation.

As mentioned in the last years' report, Development Control Rules are being slowly but strictly applied in cases where the storages and trades have come up on or after 1st April 1963. A "Guide for licensing of storages and trades vis-a-vis Development Control Rules" is published for the guidance of the staff for administrative convenience.

The fees are being recovered as per the schedule approved by the Corporation *vide* Corporation Resolution No. 72 dated 2nd May 1967 and Corporation Resolution No. 2087 dated 11th March 1968.

Total number of licences issued during the last three years under Section referred to above is shown in Appendix 'A'.

(2) ENCROACHMENT SECTION

This Section functions with double purpose of controlling hawkers and squatters by licensing under Section 313A and B of the B. M. C. Act and removing unauthorised hawkers on the roads and footpaths under Section 314 with the help of the encroachment removal lorries.

Total number of licences issued to hawkers and a squatters is shown in appendix 'B'.

Auction Sales.—During the year, 5307 auction sales of the articles seized by the encroachment removal staff but not redeemed by the parties were held, out of which 1818 were in respect of non-perishable goods and 9546 in respect of perishable goods. Amount of Rs. 23,242.04 was realised as auction sale proceeds as against Rs. 32,513.47 last year.

(3) STALL BOARD SECTION

This Section deals with issue of licences for erection of various types of projections *viz.*, Stall Board Weather Frames, Overhanging awnings, Show cases, Steps, Cupboards etc., under Section 313(1) of the B. M. C. Act. Total number of licences issued and the amount realised by way of licence fees during year is given in Appendix 'C'.

(4) ADVERTISEMENT SECTION

This Section enforces Section 328 and 328 A of the B. M. C. Act and thereby regulates various types of advertisements in Greater Bombay.

A booklet containing the 'Policy and Procedure for Advertisement Permits' has been printed for the guidance of the staff.

(5) SHOPS & ESTABLISHMENTS SECTION

This Section administers Bombay Shops and Establishments Act 1948, Payment of Wages Act 1936, Minimum Wages Act, 1948 and Workmens' Compensation Act 1923.

The total number of establishments registered under Section 7 of the Bombay Shops and Establishments Act 1948 is given in Appendix 'F'.

The number of complaints pending at the close of the previous year, received and investigated during the year and pending at the end of the year is shown in Appendix 'G'.

A statement showing number of prosecutions launched, fines inflicted etc., during the preceding year and the year under report is shown in Appendix 'H'.

Financial.—The Government sanctioned a total grant-in-aid of Rs. 2,37,583 for the year 1968-69 as part of expenditure towards administration of the Bombay Shops and Establishments Act 1948, during the year 1967-68. Out of the above grant, a share of Rs. 1,87,346 was allocated for City (Budget 'A' Division I), Rs. 40,432 for Suburbs (Budget 'A' Division II) and Rs. 9,805 for Extended Suburbs (Budget 'A' Division III). The income by way of registration etc., fees for the year 1968-69 was Rs. 4,56,518.68 for City Rs. 1,00,740.74 for Suburbs and Rs. 54,999.27 for Extended Suburbs. The figures of income for the previous year were Rs. 2,09,880.35 and Rs. 41,154.72 and Rs. 20,881.25 for City, Suburbs and Extended Suburbs respectively. The expenditure on account of the administration of the Bombay Shops and Establishment Act, 1948 and Payment of Wages Act, 1936, etc., during the year 1968-69 was Rs. 4,93,223.79 for City, Rs. 1,37,372.97 for Suburbs and Rs. 72,659.07 for Extended Suburbs (Exclusive of Provident Fund and leave contributions and supervision charges.).

Payment of Wages Act 1948.—The number of complaints received and disposed during the year is shown in Appendix I. During the year under report, 6 cases were filed under the Act out of which 4 have been decided and 2 are pending at the close of the year.

Minimum Wages Act, 1948.—The total number of visits paid to the establishments covered under the Act for the enforcement of the Act during the year are as under:—

Category	City	Suburbs	Extended Suburbs
Shops	3,455	1,493	316
Commercial Establishments	1,669	255	46
Restaurants and Eating Houses	555	282	69
Total	5,679	2,030	431

As a result of intervention by the Department, an amount of Rs. 33,021.86 was distributed to 234 Employees from City Rs. 4,854.22 to 47 employees from Suburbs and Rs. 382.50 to 2 employees from Extended Suburbs, by way of increase in wages, difference, etc., The number of complaints received and disposed of during the year is shown in Appendix 'J'.

Workmen's Compensation Act, 1923.—During the year under report, two Establishments were visited for the purposes of investigation of complaint referred under the above Act.

(6) PROSECUTIONS

During the year under report, 6617 prosecutions were launched for the offences against the provision of the Section 394, 328, 328A and 412A. of the Bombay Municipal Corporation Act. The details thereof along with the details of the preceding two years are given in Appendix 'E'.

(7) MASS RAIDS

During the year, 22 mass raids were taken and the results thereof are shown in Appendix 'K'

(8) GENERAL

The Wardwise administration introduced is continued and fully implemented.

Renewal of licences u/s. 394, 412 A and 313(A) (Stall Board etc. projections) was done during the month of April 1968 as per the usual practice.

C. K. PATEL.
Superintendent of Licences.

APPENDIX 'A'

Statement showing the no. of licences and permits issued and fees recovered in the years 1966-67 to 1968-69.

Particulars.	NO. OF LICENCES AND PERMITS									AMOUNT OF FEES REALISED								
	CITY			SUBURBS			EXTENDED SUBURBS			CITY			SUBURBS			EXTENDED SUBURBS		
	1966-67.	1967-68.	1968-69.	1966-67.	1967-68.	1968-69.	1966-67.	1967-68.	1968-69.	1966-67.	1967-68.	1968-69.	1966-67.	1967-68.	1968-69.	1966-67.	1967-68.	1968-69.
(1) Commodities and trade including milk & its products (Section 394 and 412A) ...	45,195	45,493	45,319	9,957	11,227	11,179	3,326	5,116	5,187	27,10,641.88	25,02,043.93	2,94,912.50	13,03,118.06	11,68,102.52	8,34,519.00	5,07,050.62	4,67,910.52	6,11,480.00
(2) Blowing steam whistle (Section 393) ...	44	53	53	17	31	31	1	8	8	1,555.00	1,510.00	1,530.00	589.13	630.00	625.00	30.00	82.50	85.00
(3) Factory permits (Section 350)	75	20,740.00
Total ...	45,239	45,546	45,372	9,974	11,258	11,210	3,402	5,124	5,195	27,12,196.88	25,03,553.93	25,90,659.50	13,03,707.19	11,78,732.52	8,35,144.00	5,27,820.62	4,67,993.02	6,11,565.00
(4) Transfer of fees (Section 394 and 412A) ...	445	681	703	172	149	151	55	53	56	6,638.60	7,872.50	8,055.50	1,963.25	2,003.25	2,105.00	550.00	582.50	575.00
Grand total ...	45,684	46,227	46,075	10,146	11,407	11,361	3,457	5,177	5,251	27,18,835.48	25,11,426.43	25,98,715.00	13,05,670.44	11,70,735.77	8,37,249.00	5,28,370.62	4,68,575.52	6,12,140.00

APPENDIX 'B'

Statement showing the number of Hawkers and Licences issued and amount of fees collected during the year 1966-67 to 1968-69.

Description	Year	No. OF LICENCES ISSUED			AMOUNT OF FEES COLLECTED		
		City	Suburbs	Extended Suburbs	City	Suburbs	Extended Suburbs
					Rs.	Rs.	Rs.
(1) Squatter's fees collected in the reserved areas (under Section 313).	1966-67 ...	53,369	5,985	146	10,36,732.93 (total revenue of items 1 & 2)	2,45,618.12	18,265.60
	1967-68 ...	56,499	6,381	138	10,35,167.33 (Total revenue of items 1 & 2)	2,54,159.29	20,785.50
	1968-69 ...	55,581	6,403	141	13,06,124.00 (Total revenue of items 1 & 2)	2,56,870.00	34,505.00
(2) Fees received from itinerant hawkers licences (under Section 313-A).	1966-67 ...	16,491	5,857	185	...	55,339.40	21,502.03
	1967-68 ...	14,472	5,056	204	...	61,273.20	21,005.10
	1968-69 ...	14,379	5,217	199	...	60,195.00	22,230.00
Total of items 1 and 2 ...	1966-67 ...	69,860	11,842	331	10,36,732.93	3,00,987.52	39,767.63
	1967-68 ...	70,971	11,437	342	10,35,167.33	3,15,472.49	41,790.60
	1968-69 ...	70,960	11,620	340	13,06,124.00	3,17,055.00	56,735.00
(3) Recovery of expenses (under Section 490) for removal of Encroachments under Section 314.	1966-67	2,92,747.32	37,941.80	21,174.42
	1967-68	2,99,834.45	40,735.90	20,988.45
	1968-69	3,20,795.00	42,135.00	22,835.00
Final Total ...	1966-67 ...	69,860	11,842	331	13,29,480.25	3,38,929.32	60,942.05
	1967-68 ...	70,971	11,437	342	13,35,001.78	3,56,208.39	62,779.05
	1968-69 ...	70,960	11,620	340	16,26,919.00	3,59,200.00	79,570.00

APPENDIX 'C'

Statement showing the number of Licences issued in respect of Stall Board, etc., projections in City, Suburbs and Extended Suburbs during the year under 1968-69

	No. OF LICENCES ISSUED			AMOUNT OF FEE RECOVERED		
	City	Suburbs	Extended Suburbs	City	Suburbs	Extended Suburbs
				Rs.	Rs.	Rs.
	33,726	1,543	430	14,66,002	52,853	19,860

APPENDIX 'D'

Statements showing the number of permits for advertisements issued and amount of fees collected during the year 1966-67 to 1968-69 under Section 328, 328A.

Particulars	NUMBER OF ITEMS									(AMOUNT OF FEES (INCLUDING COMPOSITION))									
	CITY			SUBURBS			EXTENDED SUBURBS			CITY			SUBURBS			EXTENDED SUBURBS			
	1966-67	1967-68	1968-69	1966-67	1967-68	1968-69	1966-67	1967-68	1968-69	1966-67	1967-68	1968-69	1966-67	1967-68	1968-69	1966-67	1967-68	1968-69	
									Rs. P.	Rs. P.	Rs. P.	Rs. P.	Rs. P.	Rs. P.	Rs. P.	Rs. P.	Rs. P.		
(1) Wall posters boardings and boards ...																			
(2) Moveable boards and handcarts ...																			
(3) Illuminated advertisement skysigns ...	6,214	6,604	6,695	1,273	1,337	1,349	342	457	489	7,51,299.44	8,00,816.87	8,26,751	1,83,018.76	2,30,355.74	1,96,988	44,560.09	49,414.20	41,740	
(4) Non-illuminated sky-signs ...																			
(5) Wall Paintings ...																			
(6) Ground rent	
Total	...	6,214	6,604	6,695	1,273	1,337	1,349	342	457	489	7,51,299.44	8,00,816.87	8,26,751	1,83,018.76	2,30,355.74	1,96,988	44,560.09	49,414.20	41,740

APPENDIX—E

Statement showing the number of prosecutions launched during the years 1966-67 to 1968-69 and the results thereof

Year	Offence under Section	NO. OF CASES REMAINING UNDISPOSED OF			TOTAL NO. OF CASES INSTITUTED			NO. OF CASES WITHDRAWN ON COMPLIANCE OF LAW			NO. OF CASES WHICH RESULTED IN CONVICTION			AMOUNT OF FINES INFLICTED			NO. OF CASES WHICH RESULTED IN ACQUITTAL			NO. OF CASES REMAINING UNDISPOSED AT THE CLOSE OF THE YEAR		
		City	Suburbs	Extended Suburbs	City	Suburbs	Extended Suburbs	City	Suburbs	Extended Suburbs	City	Suburbs	Extended Suburbs	City	Suburbs	Extended Suburbs	City	Suburbs	Extended Suburbs	City	Suburbs	Extended Suburbs
													Rs. P.	Rs. P.	Rs. P.							
1966-67	394	543	1,366	367	1,634	1,105	484	428	400	70	776	587	249	1,44,110.00	98,945.00	46,405.00	50	11	66	923	1,473	466
1967-68	394	923	1,473	466	1,745	1,058	565	412	369	204	905	617	264	1,06,325.00	83,700.00	53,850.00	69	18	39	1,282	1,527	524
1968-69	...	539	305	456	2,263	1,025	650	310	204	70	854	345	282	1,16,825.00	60,500.00	56,670.00	39	5	13	1,648	726	738
1966-67	... 412A	12	8	40.00	4
1967-68	... 412A	17	4	100.00	13
1968-69
1966-67	... 328 & 328A	2,171	485	16	888	229	33	1,363	520	16	345	94	22	8,761.00	4,648.00	227.00	29	10	...	1,322	90	11
1967-68	1,322	90	11	894	663	30	1,307	165	4	485	174	12	4,210.00	2,210.00	290.00	34	370	414	25
1968-69	137	55	24	1,158	1,324	67	479	236	8	297	220	35	4,163.00	3,03.00	590.00	60	381	825	46
1966-67	... 313(1)
1967-68
1968-69	25	130	14	75	1,120.00	48

APPENDIX 'F'

Category	City	Suburbs	Extended Suburbs
Shops	58,312	17,359	7,093
Commercial Establishments	26,269	2,245	2,908
Residential Hotels	296	74	19
Restaurants and Eating Houses	5,144	1,656	732
Theatres etc.	73	17	11
Total	90,094	21,351	10,763

APPENDIX 'G'

No. of complaints	City	Suburbs	Extended Suburbs
Pending at the close of the previous year	71	4	15
Received during the year	1,324	280	98
Investigated during the year	1,358	273	108
Pending at the end of the year	37	11	5

APPENDIX 'H'

Year	Cases pending from the previous year	Cases filed	CASES DISPOSED OF					Total	Cases pending at the close of the year	Fines	Average fine per case
			Convictions	Withdrawals	Acquittals	Abated	Warned and discharged				
<i>City</i>											
1967-68...	2,028	5,768	5,396	6	20	5,422	2,374	1,83,535	34.00
1968-69...	2,374	8,559	6,009	11	10	1	...	6,031	4,902	2,53,664	42.21
<i>Suburbs</i>											
1967-68...	454	1,181	1,163	1	2	1,166	469	39,610	34.00
1968-69...	469	1,451	1,138	4	2	1,144	776	39,095	34.35
<i>Extended Suburbs</i>											
1967-68...	65	359	312	312	112	9,675	31.00
1968-69...	112	359	382	2	384	87	10,700	28.00

APPENDIX 'I'

Complaints	City	Suburbs	Extended Suburbs
Pending at the close of the previous year	1	...	3
Received during the year	143	59	10
Disposed of during the year	143	58	12
Pending at the end of the year	1	1	1

APPENDIX 'J'

Complaints	City	Suburbs	Extended Suburbs
Pending at close of the previous year	1
Received during the year	59	8	...
Investigated during the year	57	6	...
Pending at the end of the year	3	2	...

APPENDIX ' K '

Statement showing the results of 22 mass-raids taken during the year 1968-69.

Serial No.	Under Section	Total Number of Premises inspected	Total Number of licences	No. of cases in which infringements were detected	No. of new cases detected
1	394	2,375	1,124	100	435
2	313	1,192	817	101	349

Under Section 313-A

(Mass-raids for removal of unauthorised encroachments and projections on foot-path)

1. No. of items including hand-carts removed as encroachments: (1814) loaded Hand carts 166
Empty Hand Carts 35, items 1613.

Under Section 328 and 328A

1. Total No. of advertisements detected: 1,826

APPENDIX ' L '

	City	Suburbs	Extended Suburbs
Shops and Establishments Act	471	232	116
Minimum Wages Act	23

MARKET DEPARTMENTS

(CITY)

Dr. V. Periyar, G. B. V. C. continued to hold the office of the Superintendent of Markets and Slaughter Houses during the year 1968-69.

(1) **Markets**—In all there were 43 Markets in the City—29 Municipal and 14 Private Markets (licensed by the Bombay Municipal Corporation). The licence fees recovered from the owners of these private markets amounted to Rs. 87,088.00 as against Rs. 84,220.00 during the previous year.

(2) **Outside Shops**.—There were 200 (190 meat and 10 fish) outside shops in the City licensed by the Municipal Corporation in addition to meat and fish stalls in Municipal and Private Markets, for sale of mutton, beef, pork and fish. The licence fee realised was Rs. 21,625. 82 licences were issued to Private parties for the sale of imported meat, refrigerated meat, frozen fish, Ham, Bacon and Sausages and the licence fee realised was Rs. 7,975.

(3) **Scale-shed**.—During the year under report the total fees collected at the Scale-shed at Mahatma Jyotiba Phule Market amounted to Rs. 12,25,310 as against Rs. 9,95,022. during the previous year.

(4) **Fish Season**.—During the year under report the total quantity of fish brought to the Markets was about 36,769 Metric tons as against 33,188 Metric tons during the previous year. The arrival of fish was normal during the year.

(5) **Cold Storage Facilities**.—The cold storage plant at Mahatma Jyotiba Phule Market continued to meet the requirements of preservation of fish, vegetables, fruits, meat, eggs, milk and milk products etc. The plant consisted of 3 chambers, one for storing fish at 28° F to 31° F, one for mutton, at 30° F to 37° F and one for vegetables etc. at 35° F to 40° F. The plant is worked by the FREON 12 system with four wasting House condensing units and direct expansion coolers, OZONE generator for deodourising and disinfecting-bacteria in chambers is also provided.

The approximate quantity of perishable goods deposited and amount realised by way of fees at the Cold storage during the year under report were as under:—

Commodity	Quantity deposited		Amount Realized	
	1967-68	1968-69	1967-68	1968-69
	Kgs.	Kgs.	Rs.	Rs.
Fish	7,85,500	9,21,500	27,864.00	34,023.00
Fruit and Vegetables	12,78,700	14,80,300		
Mutton	1,66,900	2,14,800		
Eggs	6,14,400	6,21,500		
Milk and Milk Products	3,10,600	3,12,100		

The Mutton and Fish Sections of the Cold Storage were not working satisfactorily even though repaired and hence there is no appreciable increase in the income.

(6) **Receipts**.—The total receipts during the year amounted to Rs. 86,08,807 as against Rs. 76,98,023 during the previous year. The increase in the total receipts is due to opening of a New Wholesale Market at Byculla and on account of improved receipts under various items of fees.

(7) **Stall and spaces in Markets**.—In all Markets in the City there were 4,100 regular stalls provided for sale of different commodities such as flowers, fruits vegetables, fish mutton, beef, pork poultry, eggs etc. The stalls continued to be well occupied throughout the year. In addition to these regular stalls, there were about 630 spaces in the Municipal Markets in the City provided for persons doing day to day business. Spaces provided for on daily payment basis also were continuously occupied throughout the year.

(8) All Markets including private markets were regularly supervised. The Veterinary officers and qualified Public Health (Sanitary) Inspectors, carried out the work of inspection of articles of food such as meat, fish, fruits, vegetables etc. with a view to preventing the exposure of unwholesome food articles for sale of human consumption. During the year under report 6,80,000 Kilograms of unwholesome food articles in the aggregate were destroyed.

(9) **Surprise Raids**.—Surprise raids to detect the smuggling and unauthorised slaughter of animals and also the import and sale of contraband meat were carried out by the staff specially appointed for this purpose. During the year 85,851 Kilograms of contraband meat was seized and destroyed. In all 1,379 seizures were effected in different parts of the city and 1,375 prosecutions were instituted. The fine imposed amounted to Rs. 33,283. The amount realised by selling seized animals and skin etc. was Rs. 651. In addition to this, an amount of Rs. 1,655 was recovered by way of penalty from the different parties, who were found importing animals into the city without requisite permits.

SLAUGHTER HOUSES

(10) Two main Municipal Slaughter Houses viz. one at Bandra for slaughter of Horned cattle, buffaloes, sheep and goats and other at Sane Guruji Marg for slaughter of pigs were continued to be operated during the year. The slaughtering chamber at Sheep Market at N. M. Joshi Marg meant for slaughter of sheep and goats for religious purposes was continued during the year to meet the demands from the public. The Jhatka Slaughter House at Sane Guruji Marg, which was owned privately and licensed by the Corporation was also in operation during the year as usual. The revenue derived from the source amounted to Rs. 26,09,074, as against Rs. 23,29,359 during the previous year.

Licences granted for slaughtering of frogs at Dharavi were further renewed during the year.

(11) The main Slaughter House at Bandra is old and outdated and New Modern Slaughter House was under construction at Deonar and was expected to be commissioned next year.

(12) The number of animals brought to the fair ground at Bandra Slaughter Houses and at Pig Slaughter House at Sane Guruji Marg and the number of animals slaughtered at both the places as compared with them those of the previous year were as under:—

Year	Animals brought to the fair ground at Bandra Slaughter House and Pig Slaughter House at Sane Guruji Marg.					Animals slaughtered				
	Buffaloes	Horned cattle	Sheep and goats.	Pigs	Pig-lings.	Buffaloes	Horned cattle	Sheep and goats	Pigs	Pig-lings
1967-68 ...	10,820	85,460	20,29,808	11,466	13	10,759	84,664	13,67,828	11,357	13
1968-69 ...	11,519	76,188	22,44,088	10,878	52	11,329	75,165	14,05,976	10,525	43

(13) Government Veterinary Staff as usual inspected the horned cattle and buffaloes in the Slaughter House as per the provisions of the Animal Preservation Act. Animals intended for slaughter were subjected to proper ante-mortem and post-mortem inspection by qualified Veterinary Staff. Unwholesome meat detected was seized and destroyed by the staff of the Slaughter Houses.

(14) The principal causes of ante-mortem rejection of animals were Emaciation, Exhaustion, Pregnancy, sheep-pox, foot rot, Actinomycosis, Lenkenria, Johne's disease, Jaundice and Febrile conditions, diarrhoea and other diseases of infectious nature rendering meat unfit for human consumption. In case of buffaloes and horned cattle most of rejections were due to animals being young and fit for breeding, milch, farm or cart purposes.

(15) The main causes of post-mortem condemnation were Cysticercus bovis, liver fluke, Abscesses, Bruises, Sarcocystis, Hydatidosis and other parasitic and Nodular infections of liver and lungs. The causes for rejection of pigs were Tuberculosis, Cysticercus, Celulose, Bruises, Hydratodosis, etc.

(16) The approximate weight of dressed carcass meat of buffaloes and cattle was 10,138.5 Metric tons that of sheep and goats 14,059.07 Metric tons and that of Pigs 270 Metric tons. Most of this meat produced was for meeting the demand in the city. The quantity of the meat rejected and destroyed as unfit for human consumption was 34.2 Metric tons of beef, 12.2 Metric tons of mutton and 6.5 Metric tons of pork which worked out to 0.033, 0.008 and 2.4 per cent respectively of the total meat.

(17) Lectures and Demonstrations on Food Inspection Meat Hygiene etc. were given to Medical and Veterinary students of different Medical and Veterinary Colleges as also to the students preparing for Public Health Inspector's Examination from Bombay Municipal Corporation and Local Self Government Institute.

V. PERIYAN,
Superintendent of Markets
and Slaughter Houses.

APPENDIX 'A'.

Statement showing the receipts under different items during the year 1968-69 and of the previous year.

Serial No.							1967-68	1968-69
							Rs.	Rs.
1	Stallages	24,01,430	26,18,572
2	Squatter fees	14,98,520	16,28,326
3	Admission fee collected at Bandra Slaughter House	6,53,151	7,97,981
4	Slaughter and removal fees collected at Bandra Slaughter Houses, Sheep Market at N. M. Joshi Marg and Pig Slaughter House	16,26,412	17,49,040
5	Licence fees collected from stalls and shops in Municipal Markets	17,947	17,916
6	Licence fees for doing different type of business at Bandra Slaughter Houses	23,090	34,038
7	Licence fees from Private Markets' Owners	84,220	87,088
8	Licence fees from firms dealing in foreign frozen fish and imported meat, ham, bacon and Sausages, etc.	5,510	7,975
9	Licence fees from outside meat shops	19,150	19,875
10	Licence fees from Butchers in Private Markets	5,962	6,550
11	Licence fees from Kamatrees slaughterers, etc., in Pig Slaughter House at Jhatka Slaughter House	1,638	1,500
12	Licence fees from Brokers in different Municipal Markets	1,06,162	1,98,737
13	Scale-fees at M. J. Phule Market	9,95,002	12,25,310
14	Sale of right of Blood at Bandra Slaughter House	25,515	25,515
15	Sale of right of removing bone pieces at Bandra Slaughter Houses	400	1,000
16	Nokarnama fees	5,688	4,914
17	Cold Storage fees	27,864	34,023
18	Law Charges	65	90
19	Ground rent	72,208	74,001
20	Chawl rent	46,350	64,270
21	Miscellaneous	81,719	87,486
Grand Total							76,98,023	86,84,207

(SUBURBS)

There were 20 Municipal Markets and 2 Private Markets in the Suburbs. One new market at Park Site, Vikhroli, was constructed and thrown open for public during the year under report.

There were 214 outside shops in suburbs (145 for sale of mutton, 61 for sale of beef and 8 for sale of pork) licensed by the Corporation, during the year under report.

The number of Municipal Slaughter Houses and slaughtering chambers during the year was 1 and 4 respectively. The total number of animals brought for slaughter at the Slaughter House and Slaughtering chambers in Suburbs and number of animals slaughtered thereat after ante-mortem examination compared with those of previous year were as under:—

Year	Animals brought for slaughter at different slaughter Houses			Animals slaughtered		
	Buffaloes	Horned cattle	Sheep and goats	Buffaloes	Horned cattle	Sheep and goats
1967-68	7,540	830	1,49,623	7,533	630	1,48,906
1968-69	7,541	1,252	1,43,540	7,528	1,251	1,42,864

The approximate weight of dressed meat of buffaloes and horned cattle was 19.89 Metric tons and that of sheep and goats was 1,448.64 Metric tons.

The total meat destroyed at Kurla Slaughter House was 2,733 Kgs. during the post-mortem examination.

The following improvements were made in the Municipal Markets and Slaughter Houses during the year under report —

- (1) Rewiring of Vile Parle Market.
- (2) Conversion of privy block into flushing system in Fish Section, Andheri Market.
- (3) Consolidation of passages at Chembur Market.
- (4) Repairs to roof gutters at Takia Market, Kurla.
- (5) Enclosing the market with asphalt drum sheets and X. P. M. at Versova Market.
- (6) Providing additional storage tank for slaughtering chamber at Chembur Market.
- (7) Providing drainage arrangement to Horse Shoe Valley Market.
- (8) Providing wire netting enclosures to mutton stalls Nos. 3 and 4 at Kalina Market.
- (9) Extension of roof, Pali Market.
- (10) Providing and fixing of collapsible gates in mutton Section Bandra, Town Market.
- (11) Construction of office Chowky at Vakola Market.
- (12) White washing and oil-painting at Bandra Town Market.
- (13) Construction of slaughtering chamber at Vikhroli Market.

The unwholesome articles of food such as fish fruits, veg. meat etc., weighing 23,743 Kgs. were destroyed during the year in different markets.

The total meat destroyed was 9,097 Kgs. during the year.

In all 317 raids were carried out for detecting unauthorised slaughter of animals in the Suburbs. In all, 269 cases were filed and all the accused were convicted and fined. The amount of fines inflicted during the year was Rs. 11,690.

The total amount realised in auction sale of confiscated animals, sale of skin etc., was Rs. 1,958.

Statement showing the receipts under different items during the year 1968-69 and of the previous year:—

Serial No.	Particulars	Amount received during 1967-68		Amount received during 1968-69	
		Rs.	P.	Rs.	P.
1	Stallage Charges	3,73,274.54		4,02,529.35	
2	Squatter Fees	3,22,721.12		3,49,741.65	
3	Slaughter fees	4,94,378.40		4,39,548.50	
4	Miscellaneous Receipts	31,841.16		36,191.27	
5	Licence fees	26,424.94		31,831.10	
6	Share of enhanced entrance fee	1,17,274.25		1,11,659.40	
				13,65,914.41	13,71,501.27

V. PERIYAN,
Superintendent of Markets
and Slaughter Houses.

EXTENDED SUBURBS.

There were 10 Municipal Markets including 3 Open Air Markets and 6 Private Markets during the year under report. Wholesale business in Fresh fish was started at Sainath Road Market at Malad during the last year.

The Slaughtering of animals (sheep and goats) was done at the slaughtering chambers attached to Borivli, Kandivli and Mulund Markets and at private markets at Goregaon and Malad. The total number of animals brought for slaughter at the Municipal slaughtering chambers during the year was 28,733 out of which 43 were dead and 536 animals were rejected at ante-mortem inspection. The total number of animals slaughtered was 28,087 as against 26,002 slaughtered in the previous year. The balance of 67 animals remained for slaughter during the next year. The main causes of rejection were pregnancy and ill-health. The approximate weight of dressed meat was 280.87 Metric Tons. There were 57 outside meat shops during the year out of which 50 were mutton shops, 7 for sale of beef, and one was for sale of ham, bacon and sausages.

During the year 35 Kgs. Beef, 1,367 Kgs. Mutton, 2,191 Kgs. Fish, 3,320 Kgs. Vegetable and 1,127 Kgs. fruits were destroyed on inspection in the markets.

In all 61 raids were carried out for detecting unauthorised slaughter and sale of animals in the Extended Suburbs during the year. In all 61 cases were filed and resulted in conviction. Total fines inflicted were Rs. 2,698. Besides, 9,646 kgs. of meat was seized and destroyed as unwholesome during the year.

The following improvements were made in the Municipal Markets and Slaughter Houses during the year under report —

- (1) Colour washing and oil painting to office building and post master's quarters at Goregaon Market.
- (2) Asphaltting Municipal Office compound at Goregaon Market.
- (3) Providing additional W. C. blocks at Goregaon Market.
- (4) Filling in and levelling land at tank plot and construction of a dwarf masonry wall on east side at proposed passage at Sainath Road Market, Malad.
- (5) Providing fixing and hoisting additional water storage tank at Sainath Road Market.
- (6) Construction of 8 seated P. S. C. block at Sainath Road Market, Malad.

Statement showing the receipts under different items during the year 1967-68 and 1968-69.

Serial No.	Particulars	Amount received	Amount received
		1967-68	1968-69
		Rs.	Rs.
1	Stallage Charges	2,05,797.28	2,20,268.51
2	Squatters fees	71,241.10	1,40,029.65
3	Slaughter Fees	94,624.00	91,777.00
4	Miscellaneous Receipts	3,620.11	4,294.37
5	Licence Fees	6,759.00	47,014.16
	Total	3,82,041.49	5,03,383.69

V. PERIYAN,
Superintendent of Markets,
and Slaughter Houses.

MUNICIPAL PRINTING PRESS

Shri Narasinga Rao, Senior Deputy Manager, is looking after the duties of Manager in addition to his own was in charge of the Press during the year under report.

During the period under report 446½ Metric Tons of paper was purchased from market to meet with the requirements of the various departments.

The statement of jobs carried out and the pages printed for the Corporation and its various Committees as well as for the B.E.S. & T. Undertaking during the period under report as compared with those in the previous years is given below:—

Description.	1967-68		1968-69	
	Jobs	Pages	Jobs	Pages
Departmental Printing	... 10,032	12,339	...
Departmental Stationery	... 2,186	1,873	...
Private Parties Printing	... 27	52	...
Private Parties Stationery	... 7	2	...
B.E.S. & T. Undertaking Printing	... 6	6	...
Corporation and its Committees	27,719	30,230
Corporation Record	9,828	9,078
	12,258	37,547	14,272	39,308

The total quantity of paper consumed during the year under report was 412½ metric tons as against 423 Metric tons and 349 Metric tons in the preceding two years.

Description of Paper.	1966-67		1967-68		1968-69	
	Rate per Kg.	Quantity consumed in Metric tons.	Rate per Kg.	Quantity consumed in Metric tons.	Rate per Kg.	Quantity consumed in Metric tons.
	Rs. P.		Rs. P.		Rs. P.	
White	... 1.82	223½	1.81	260	2.07	236
Badami	... 1.56	15	1.68	9	1.78	21
Other Kinds	... 2.39	110½	2.36	154	2.35	155½
		349		423		412½

The transaction of the Press of the year closed with working deficit of Rs. 3,50,894 on the total turnover of Rs. 26,50 Lacs as against the surplus of Rs. 24,301 (1966-67) and Rs. 32,400 (1967-68) on turnover of Rs. 20.05 lacs and Rs. 22.19 lacs respectively for previous two years.

The work carried through Outside Agency was worth Rs. 56,956 as against Rs. 1,08,288 for the previous year.

The number of labour responding to Incentive Bonus Scheme is 54 during the year.

The Labour staff as on 28-2-1969 consisted of 274 workers as against 279 on 28-2-1967 and 280 on 29-2-1968. The Press is working in two shifts and the Press labour relations were cordial.

B. M. GHARPURE.

*Manager. I/C
Municipal Printing Press.*

MUNICIPAL PRINTING PRESS

Balance Sheet as at 31st March 1969

LIABILITIES		ASSETS	
Rs.	P.	Rs.	P.
CAPITAL —			
(1) Advances from the Surplus Cash Balance	5,544 00	(1) Plant and Machinery purchased out of Surplus Cash Balance	5,544 00
(2) Advances from Net Premia Fund	1,68,221 12	(2) Plant & Machinery purchased out of Net Premia Fund	1,68,221 12
(3) —Do—	49,201 19	(3) —Do—	49,201 19
(4) —Do—	22,745 31	(4) —Do—	22,745 31
(5) Advances from Special Funds	1,81,685 55	(5) Do. Out of Special Fund	1,81,685 55
(6) —Do—	7,134 37	(6) —Do—	7,134 37
(7) —Do—	415 00	(7) —Do—	415 00
(8) Advances from Capital Works—Loan Funds, I.—General Supervision, Collection of Revenue, Item No. 7, Conversion of Crusher Godown at Carnac Bridge	5,06,193 65	(8) & (9) Plant and Machinery purchased out of I.—General Supervision, Collection of Revenue, Item No. 7, Conversion of Crusher Godown at Carnac Bridge	1,55,903 66
(9) —Do—	1,09,122 24	Do. Books and Dead Stock	11,640 38
(10) Advances from Plant & Machinery Depreciation Fund.	2,250 00	Do. Cost of Crusher Building	4,47,771 85
(11) Advances from Capital Works—Loan Funds—Plant and Machinery to be purchased out of Fire and Accident Insurance Fund	51,881 44	(10) Plant and Machinery Purchased out of Capital Works—Loan Funds P. & M. Fire & Accident Insurance Fund	51,881 44
(12) —Do—	97,107 17	(11) Plant and Machinery purchased out of Capital Works—Loan Funds P. and M. Fire and Accident Insurance Fund	97,107 17
(13) —Do—	2,49,116 21	(12) —Do—	2,49,116 21
(14) Advances from Sundries-Miscellaneous Advances	1,11,100 39	(13) Plant and Machinery purchased out of P. & M. Depreciation Fund	2,250 00
(15) Advances from Plant & Machinery to be purchased out of Special Fund Item No. 10	1,39,800 00	(14) Plant and Machinery purchased out of Sundries Miscellaneous Advances	1,11,100 39
	17,01,517 64	(15) Plant & Machinery purchased out Special Fund Item No. 10	1,39,800 00
Less Amount Repaid	6,55,551 86	Less—Depreciation upto 31-3-1969	17,01,517 64
		Work in Progress	6,56,551 86
	10,44,965 78	Stock of Paper, etc.,	3,20,333 74
		Mono Metal—Balance as per last year	1,54,912 88
		Do. Less written off	7,745 64
			1,47,167 24
		Lino Metal—Balance as per last year	1,48,755 26
		Do. Additions during the year	5,080 00
			1,53,835 26
		Less—Written off	7,691 76
			1,46,143 50
		Materials Non-Consumable—	
		Balance as per last year	1,76,278 39
		Do. Additions during the year	127 20
			1,76,405 59
		Less—Written off	17,821 94
			1,58,583 65
		Books and Dead Stock—	
		Balance as per last year	26,923 99
		Do. Additions during the year	2,524 93
			29,448 92
		Less—Written off	5,313 29
			24,135 63
Outstanding Advances as on 31-3-1969	41,67,372 75	Bills due from Departments	26,91,956 69
		Do. Private Parties	7,558 76
			26,99,515 45
	52,12,338 53		41,67,372 75
			52,12,338 53

B. M. GHARPURE,
 Manager, I/C.
 Municipal Printing Press.

Seth G. S. Medical College and K. E. M. Hospital

(Seth G. S. Medical College).

In the year 1968-69 the King Edward VII Memorial Hospital and Seth G. S. Medical College have completed 43 years of service, the hospital rendering medical relief to the sick and the College imparting Medical Education to the students. A report about Staff, Departments and the work done during the year in these Institutions is given below :-

Dean

Dr. S. V. Joglekar, M.S., F.C.P.S., held the post of the Dean throughout the year.

Assistant Dean

Dr. R. B. Redkar, B.Sc., M.B.B.S., D.A. held the post of the Assistant Dean throughout the year.

Professorial Staff

Dr. A. B. Samsi, M.S., Assistant Professor of Surgery has been promoted to the post of Professor of Surgery from 1st February 1969.

Dr. (Smt.) U. R. Desai, M.D., has been promoted to the Post of Assistant Professor of Pathology and Bacteriology from 1st August 1968.

Dr. (Smt.) S. S. Shende, M.D., has been promoted to the Post of Assistant Professor of Pathology and Bacteriology from 1st August 1968.

Dr. A. N. Katdare, M.D., has been promoted to the post of Assistant Professor of Pathology and Bacteriology from 1st August 1968.

Dr. (Smt.) K. C. Gupta, M.D., has been promoted to the post of Assistant Professor of Pharmacology from 21st June 1968.

Dr. Y. R. Kher, M.S., has been promoted as Assistant Professor of Surgery from 1st November 1968.

Dr. R. P. Mankodi, M.D., has been promoted to the post of Assistant Professor of Medicine from 10th October 1968.

Study Tour.

Dr. S. R. Panday, M.S., Assistant Professor of Surgery proceeded abroad to Canada on Study leave for one year from 14th December 1968, to work under Dr. W. G. Bigelow, Toronto General Hospital for receiving training in advanced Thoracic and Cardiovascular Surgery and for doing experimental work.

Dr. K. R. Saraf, M.B.B.S., D.P.M., Honorary Assistant Professor, Honorary Assistant Psychiatrist proceeded to U.S.A. for higher studies for one year from 1st January 1969.

Dr. M. P. Bhagat, M.D., M.R.C.P., B.Sc., Honorary Paediatrician proceeded to U. K. for higher studies from February 1969 to June 1969.

Dr. M. G. Desai, Honorary Assistant Neuro-Radiologist proceeded abroad for higher studies for one year from September 1968.

Dr. F. M. Narielvala, Professor of Medicine attended the Third Asian Pacific Congress of Gastroenterology at Melbourne, Australia in October 1968.

Dr. D. H. Deshpande, M.D., Assistant Professor of Pathology and Bacteriology who was on Study leave from 30th December 1967 under Commonwealth Medical Fellowship resumed duties on 27th December 1968.

Dr. P. K. Sen, M.S., F.A.C.S., Professor/Director of Surgery attended World Heart transplant Surgeons Conference in Capetown, , South Africa in July 1968.

Dr. P. K. Sen, M.S., F.A.C.S., Professor/Director of Surgery and Dr. (Smt.) S. G. Kinare, M.D., Professor of Pathology attended the IVth Asian Pacific Congress of Cardiology at Israel in September 1968. Dr. Sen, presided over a symposium on 'Non-specific aortitis' at the Congress.

Dr. R. A. Bhalerao, M.S., F.R.C.S., Professor of Surgery, attended the Third Asian Pacific Congress of Gastroenterology at Melbourne, Australia in October 1968.

Educational Programme

160 Students were admitted during the year under report. Five of the students who came from outside India were nominated by the Government of India to the reserved seats and two were taken from Schedule Caste and Backward Class Community. There are 77 Overseas students on the College Roll.

In addition to Undergraduate teaching, Post-graduate classes were also conducted for M.D., M.Sc., (Medical), M.S., D.O.M.S., D.V.D., D.P.H., M.Sc., (Microbiology), M.Sc., (Biochemistry), M.Sc., (Mycology), etc.

Separate classes were held for Occupational and Physiotherapy students and for the Nursing Staff.

For the first two weeks the newly admitted students were taken in Batches in K. E. M. Hospital Wards to acquaint themselves with the Medical relief activities. Few introductory lectures and demonstrations were given before regular classes were started in the Departments of Anatomy and Physiology.

The teaching in the subjects of Anatomy, Physiology and Biochemistry were integrated as far as possible, so that all the three Department were taking the same topic simultaneously.

Lectures were also arranged for Basic Medical Science Course.

A programme of Medical Check up and Medical Care for the students of this College was continued during the year 1968.

Scientific and Educational films were shown during the year to the Staff, students and members of the Nursing Staff of these Institutions.

Research Activities

A number of research projects were undertaken at the College and hospital under the auspices of Indian Council of Medical Research, the Council of Scientific and Industrial Research, National Institute of Health, U.S.A., The K. E. M. Hospital and Seth G. S. Medical College Staff Research Society and through the help of some Pharmaceutical Firms like Unichem Laboratories, Messrs. Cipla, Messrs. Ciba, Messrs. Burroughs Wellcome Co., Pvt., Ltd., Messrs. Glaxo Laboratories, etc.

Hostels

The number of students residing in the Male Students Hostel was 305 and that in the Lady Students Hostel was 157. Dormitory at Naigaum Road has been converted into a hostel to accommodate 172 students. During the year under report 634 students took advantage of these hostels.

General

Dr. F. M. Narielvala, M.D., F.R.C.P. (Edin), M.R.C.P., Professor of Medicine at Seth G. S. Medical College delivered Inaugural Address to the students of these Institutions on Tuesday, the 25 June 1968.

Dr. A. E. DeSa, F.R.C.S. (Eng.), Honorary Surgeon, K. E. M. Hospital and Professor of Surgery at Seth G. S. Medical College was invited to deliver the 8th Dr. K. G. Munsif Memorial Lecture on Wednesday, 26th June 1968, on 'The problem of Chronic Duodenal-ulcer'.

Dr. Howard C. Taylor (Jr) was invited to deliver 'Dr. N. A. Purandare Memorial Lecture' on 11th July 1968 on 'Carcinoma of Ovary'.

Dr. P. K. Sen, Professor/Director of Surgery was awarded 'Padma Bhushan' by the President of India in 1968 Republic Day Awards.

Dr. K. K. Datey, Director of Cardiology was awarded 'Padma Bhushan' by the President of India in 1968 Republic Day Awards.

The following eminent Medical Personnel visited these Institutions during the year under report :—

- (1) Dr. Kumabe, M.D., of Japan.
- (2) Col. Mansingh, I.M.S.
- (3) Dr. R. L. Hukstep, M.A., M.D., F.R.C.S., Professor of Orthopaedic Surgery, Vekra University College, Kampala, Uganda.
- (4) Dr. Paul Kotani, Professor of Orthopaedic Surgery, Osaka University, Japan.
- (5) Dr. J. L. Quinn, Director, Nuclear Medicine, North Western University, Chicago.
- (6) Dr. Howard C. Taylor (Jr.).
- (7) Dr. T. E. C. Barus, W.H.O. Consultant, Professor of Obstetrics and Gynaecology and additional Dy. Director of Christian Medical College, Vellore.
- (8) Dr. Turcanu Louis, Director of Paediatrics, Institute of Medicine (Rumania).
- (9) Professor. M. M. Gertler of New York Medical Centre.
- (10) Dr. F. M. Parson of Leeds.

During the year under report the following persons who have been appointed as Pool Officers by C.S.I.R. were working in this College —

- | | |
|----------------------|-------------|
| (1) Dr. M. M. Shah | Orthopaedic |
| (2) Dr. P. H. Vora | Orthopaedic |
| (3) Dr. J. Daulatram | Surgery |
| (4) Dr. P. A. Kale | Medicine |

	Nos.
V.—Blood Urea :	550
<i>Microbiology Section (Clinical Drug Trial Unit)</i>	
(a) Total number of stool exam. for amoebiasis	95
(b) Total number of sigmoidoscopy material	99
(c) Cultivation of E. Histolytica	98
(d) Antiamoebic drug testing	6
(e) Total number of sputum and thorat swab culture	121
(f) Total number of Urine cultures	51
(g) Total number of Bronchoscopy aspiration	36
(h) Number of blood cultures	1
(i) Total number of pus samples	69
(j) Antibiotic sensitivity tests carried out	238
(k) Total number of Routine sputum sample (U.R.B. Trial)	55
(l) Total number of cases for candida trial	
Rectal Swabs	62
Thorat Swabs	6
(m) Total number of Tetracycline blood levels	16
VI.—Clinical Pathology Section (Clinical Drug Trial Unit) :	
(a) Haemograms	2,429
(b) Urine	979
(c) Stools	883

Statement showing the investigations carried out at the Radiolotope Laboratory during the period 1st January 1968 to December 31, 1968 .—

Description of Tests	No. of Tests
<i>Tracer techniques and Isotope therapy :</i>	
(1) Radioiodine tracer studies;	470
(2) Treatment with radioidine;	40
(3) Radioactive vitamin B12 studies	50
(4) Blood volume studies by RIHSA—131	40
(5) Exchangeable Potassium studies	66
(6) Treatment with radiogold	1
(7) Pituitary implantation with Yttrium—90	4
(8) Radioactive P-32 studies ;
(9) Radioactive Co-57 vitamin B12—animal studies :
(10) Radioactive Fe-59 animal studies
<i>Biochemical Estimations</i>	
(11) Basal metabolic test under pentobarbital... ..	800
(12) Serum Calcium	163
(13) Serum Phosphorus	113
(14) Serum Alkaline Phosphatase	113
(15) Serum Creatinine	65
(16) Urine calcium	90
(17) Urine Phosphorus	90
(18) Urine careatine	90
(19) Serum Potassium	114
(20) Serum Sodium	114
(21) Serum Chloride	114
(22) Glucose Tolerance Test	30
(23) 17—Ketosteroid	50
(24) 17—Ketogenic Steroid	50
(25) Serum vitamin B12;	200
(26) CSF Vitamin B12	100
(27) Liver vitamin B12 uptake and Urine excretion	16
(28) Haemoglobin	48
(29) PCV	48
(30) Serum total proteins	48
(31) Water load test	5

Table showing the total amount of Radioisotope during the year :—

Isotopes	Total
1. Iodine I 131	500 mc
2. Potassium K42	28 mc
3. Co57 and Co 58 Vitamin B12	146 Micro C.
4. Yttrium Y90	60 mc
5. Gold Au	150 mc
6. Risha—I131	7.5 mc
7. Phosphorus P31	18.4 mc
8. Chromium Cr 51	1.0 mc
9. Iron—Fe59	3.0 mc

The following Research Projects were completed during the year under report —

- (1) A study in the role of Catecholamine in aggregation toxicity in mice.
- (2) Synthesis and central nervous system depression activity of New piperazine derivatives.
- (3) Factors affecting amphetamine toxicity in aggregated mice.
- (4) Therapeutic uses and abuses of amphetamine.
- (5) Pharmacology of 2-amino ethyl—3 Phenyl norcamphane hydrochloride.
- (6) Further Pharmacology of—2 aminoethyl—3 Phenyl norcamphane hydrochloride.
- (7) A study of some factors affecting Pentobarbital sleeping time.
- (8) Study of biochemical effects of anti-inflammatory drugs in carrageenin induced oedema and cotton pellet granuloma.
- (9) The potassium-sparing effect of amiloride hydrochloride on the kaliuretic effect of ethacrynic acid.
- (10) Niridazole in amebic dysentery and hepatic amoebiasis.
- (11) Clinical Trial of methacyline in lobar Pneumonia.
- (12) Comparative clinical trial of tetracycline oleandomycin combination and tetracycline in acute Pharyngotonsillar infections.
- (13) Asymptomatic bacteriuria of pregnancy incidence and the role of furadantin in its treatment.
- (14) Diuretic General considerations.
- (15) Comparative potency study of ethacrynic acid and mersalyl as diuretics in hepatic cirrhosis.
- (16) Synthesis and diuretic activity of 2 amino-4-amylamino-6-mercapto-5-triazines and related derivatives.
- (17) N-B-Phenylpropionamides derived from, 2-diphenylethylamines.
- (18) Factors affecting barbiturate sleeping time.
- (19) Factors affecting quality and quantity of out-put—A mathematical Model.
- (20) Brain levels of Pento Pentobarbital after anaesthetics in mice.

Research Projects in progress —

- (1) Effects of DCI on adrenaline induced glycosuria in rats and insulin hypoglycaemia in mice.
- (2) Role of Adrenergic mechanisms in CCI induced Liver Demanage.
- (3) Bile acids in serum—Normal and in hepatic cirrhosis.
- (4) Transcobalamin levels in Indian subjects.
- (5) Autoimmune mechanism effects of age on.

Department of Pathology and Bacteriology

In addition to undergraduate teaching there were 12 students registered for M.D. (Path. and Bact.), 4 for M.Sc. (Microbiology) and 2 for Ph. D. (Microbiology).

Research :

- (1) Bacteriological, serological, haematological and biochemical study of cadaveric blood for transfusion.
- (2) Studies of 1,000 strains of Micro-organisms isolated from the General Hospital with special reference to their antibiotics sensitivity.
- (3) Studies of 1,000 micro-organisms isolated in Bacteriology Department for antibiotic sensitivity test. Some strains tested by dilatation method.
- (4) Multiplinary study on muscular dystrophy, Polymyositis and myopathies of late onset.
- (5) Study on the etiological aspect of non-specific aortitis.
- (6) Study of occlusive vascular disease in amputated limbs.

Department of Anaesthesiology

During the year under review the Department conducted cases spread over eleven operation theatres for 24 operation tables. In addition, anaesthetics were administered to a large number of cases in out-door for E. C. T. dental and minor surgical cases.

The System of Coding evolved in the Department has been found very useful for Statistical Analysis.

Number of experiments done in the Diagnostic Radiology Laboratory :-

Cardiac Catheters	150
Angio-cardiography	90
Aortography	103
Spleno-portography	56
Lymphangiography	23
Arteriography	23
Venography	8
Bronchography	59
Y 90 Implanatation	4
Sinography	15
Intracardiac pace maker (Including repeat procedures).	12
Amputated limb studies	80
Routine X-rays, etc.	} 3,911
I. V. Pyelogram	
Cholinogram, Tomogram, etc.	

Biochemical Investigations :-

Blood Chemistry
BUN, Creat, Elect, Uric Acid Sugar, T.P. O.T. Thimol turbidity, Amylase, Cholesterol, Bilirubin, Calcium, Phosphatase, A.R. and Acid Phosphatase, G.T.C. B.S.P. B-MH3.	} 26,229

Haematological —

Hb. PCV, ESR, B.T. C.F. Prothrombin Time, Serum iron, Hep. Prot. Titration, Anati- Streptolysin titre, Letex Agglutination, W.B.C. R.B.L. Diff.	10,158
Routine Urine	1,964
Routine Stool	1,860
Gastric Analysis	239
Blood Volume	17
Sputum	4
PH and Oximetry and Van-alyke estimation	3,700
Fecal fat	62
d-Xylose	39
Bl. and Urine barbiturates	18
Urine Calculi	6
Urea and Creatinin Clearance	32

Dr. P. K. Sen, Professor/Director of Surgery was awarded "Basanti Devi Amir Chand Prize" by the Indian Council of Medical Research for the year 1968 for his valuable contribution in the field of Cardiovascular Surgery and Applied Physiology.

The Lions International gave a donation of Rs. 25,000 for installing air-conditioning and air-fitting equipment in the Intensive Care Ward of the Department of Surgery and the Ward has been named as "Lions Intensive Care Ward". The Ward was inaugurated on 1st December 1968.

Research entitled "Study of occlusive diseases of the aorta and its branches" under the auspicious of the National Institute of Health, U.S.A., under Dr. P. K. Sen, started in 1965-66 was in progress and the research is further continued for 3 years from July 1968.

The Full-Time Department of Medicine

The Department of Medicine was functioning with its full-time staff of Professor and Head of the Department of Medicine, two Assistant Professors, one Tutor and one Senior Registrar during the year 1968. The teaching and clinical duties were carried on as usual availing the collaborative help from the Honorary Professors and Honorary Assistant Professors.

The Endocrine Clinic attached to the Department of Medicine continued to make progress. The work of Radio-active Yttrium (y_{90}) implanatation into the pituitary sella, started last year, has been continued and patients of in-operable cancer of breast have been treated as a palliative measure with this therapy. In the ensuing year, it is hoped, that steps may be taken towards establishing a steroid laboratory.

Activities of Gastro-intestinal Clinic continued this year also. Total number of New Cases and repeat cases registered at this Clinic during the year under report was 712 and 1,793 respectively.

The acute and intensive care service offered by the Haemodialysis Unit succeeded in surmounting a difficult and trying year with increased demands. This can be readily appraised with the data given below :—

Year	Number of dialysis
1965-66 ...	31
1966-67 ...	34
1967-68 ...	201
1968-69 ...	225

It may further be observed that the total number of dialysis done at this Centre is about 520. This figure is the highest by far in the country. It is gratifying to note that donations have not been promised for the installation of additional dialysis units at this Centre so as to extend the scope of the service and meet the growing demands for the same.

The E. E. C. Laboratory continued to offer facilities for the study of various neurological disorders as in the previous year.

The Pulmonary Function Laboratory of the Department of Medicine made further progress with the help and supervision of a respirator Physiologist-cum-Physician.

Preventive and Social Medicine Department

The Department of Preventive and Social Medicine has now completed ten and half years. A large number of external activities to initiate the trainees in the principles and practice of community medicine has been started from the last year.

Services.

Family Health Clinic :

Total number of days the Clinic worked	241
Total number of cases treated during the year 1968-69-	34,068
Daily average	141.36

Family Health Centre :

Total number of days the Centre worked	98
Total number of cases given full medical check-up	492
Daily average	5.02

Laboratory Investigations carried out in the Clinics —

R. B. C.	...	176
Hb.	...	462
W. B. C. (Total)		241
W.B.C. (Differential).		241
E. S. R.	...	136
Urine	...	365
Stool	...	148
Sputum	...	12
Semen	...	1
		<hr/> 1,782 <hr/>

ADMINISTRATION

Internship Programme.—The Department continued to organise the General Internship programme for all departments for the year 1968-69.

Urban Health Internship Programme.—Dr. D. N. Pai is solely in-charge of the Urban Health Internship Programme for the Medical Interns from all the city Medical Colleges. Dr. R. C. Mahajan participated in the organisation of Rural Health Internship Programme.

Research.—The following Research Problems completed —by Dr. D. N. Pai during the year 1968-69.

- (1) The great Experiment on T. B. and Chest Diseases worked January 1968.
- (2) Field and Laboratory Studies in Bombay of some Typhoid and Paratyphoid Vaccines.
- (3) A new antihistamine (A clinical trial).
- (4) Status of Invection and Parasitism.
- (5) Epideminology of Gastroenterities.

The following research problems were undertaken by this Department during the year 1968-69. The research work is being completed and the results are being analysed.

I. C. M. R. Enquiry on Studies on dietary patterns and Nutritional Status in Pre-school children, incidence of anaemia and rickets in pre-school children.

LIBRARY

With the increasing number of both undergraduate and Post-graduate students, it has become necessary to increase the number of books and also to increase of physical facilities of reading space.

Additional budge provision was made to purchase more books and to subscribe for new journals. This helped both undergraduate and post graduate students and College and Hospital staff to keep a breast of modern development of various branches of Medical Science.

The total number of Journals subscribed this year was 240. This includes 4 new journals added during the year.

During the year under report 1,034 books were added to the Library.

The following books were presented to the Library.

	Books.
(1) Hamilton Bailey Memorial Fund	43
(2) Punjabi Association	10
(3) Dr. K. D. Shah	1
(4) U. S. Department of Health	2
(5) Martin & Harris Pvt. Ltd., Calcutta....	1
(6) In Memory of Late Dr. J. L. Desai	1
(7) Dr. P. Raghavan	1
(8) John Hopkin Press	1
(9) CIBA of India	15
(10) National Cancer Institute, Bethesda, Maryland ...	7
(11) Mr. M. L. Dhawle	1
(12) Dr. (Mrs.) P. E. Bharucha	2
(13) Thawardas Khoochand Book Bank	12
(14) Pfize Ltd., Bombay	1
(15) Dr. Radhakrishna Rao	4
(16) Kishandchand Bulchandani Book Bank	23
(17) Dr. L. P. Shah	1
(18) University Grants Commission	51
(19) United States Information Service	41
	208

Our grateful thanks are due to these donors.

KING EDWARD VII MEMORIAL HOSPITAL

NEW CONSTRUCTION, EXPANSION AND EXTENSION

Works Completed—

1. Additional floor over X-ray Block.
2. Additions to the Gynaec Block.

Works in Progress—

1. Extension of R. M. Os' Quarters.
2. Extension of Cardio-vascular Thoracic Centre.

Accommodation of Patients and their Particulars—

The number of Schedule bed strength during the year was 1,187. As usual there was constant overcrowding in the hospital particularly in the Children Wards and Medical and Surgical Wards for females.

During the year 1968, the average number of In-patients in the hospital was 1,667 as against 1,565 and 1,436 during the year 1967 and 1966 respectively indicating clearly the increasing demand for the hospital beds. Even after imposing restrictions on routine admissions in order to control overcrowding, the total number of patients admitted for hospitalization during the year under report was 57,989 as against 52,629 and 53,335 respectively during the two preceding years. The average stay of In-patient was 10.5 days during the year under report as against 10.9 and 9.82 in the year 1967 and 1966.

Results of Treatments of Indoor Patients—

Out of the total number of 59,447 patients including 1,458 brought over from the previous year 5,453 discharged as Cured; 40,682 were relieved and 7,576 left the hospital either against medical advice or were otherwise discharged and 3,954 died (excluding 404 Still Borns and Neonatal deaths). At the end of the year, 1,782 patients were in the hospital under treatment.

Death Classified

Out of 3,954 deaths, 1,390 died within 24 hours of admission ; 413 after 24 hours but within 72 hours of admission and the rest 2,151 deaths took place after three days from the date of admission. The figures are exclusive of 404 Still Borns and Neonatal Deaths. Death rate was 6.8.

Total number of autopsies performed during the year under report was 1,705 including 50 autopsies performed on the bodies received from the Nowrosjee Wadia Maternity Hospital as against 1,557 and 1,681 for the year 1967 and 1966 respectively. Autopsy rate was 43.1 for the year 1968 as against 41.51 and 45.8 for the year 1967 and 1966 respectively.

Out-Patient Department

The total number of new cases issued during the year under report was 3,42,112 as against 3,14,401 and 3,19,476 in 1967 and 1966. The total number of Out-patient attendance (New and Old Cases including Casualty Cases) was 7,04,428, bringing the average total attendance 2,690 per day.

Casualty Cases registered during the year were 78,769 as against 69,069 and 71,558 during the year 1967 and 1966 respectively.

The highest number of patients treated on a single day was 3,286 on August 19, 1968. The highest number of Casualty cases treated on one day was 326 on July 8, 1968.

OPERATIONS

22,512 Operations were performed on In-patients and 40,119 Operations were performed on Out-patients.

Medico-Social Service Department

The Medico -Social Service Department started functioning in this hospital from September 1964 with the two Medico-Social Workers at the initial stage.

The following figures will give an account of the Medical and Social work done through the Department during the year under report —

(1) Material help , viz., Expensive medicines, Calipers, Prostheses, Milk, Clothes, Financial aid for transport, high protein diet, etc.	1,921
(2) Case Work	242
(3) Social Histories	684
(4) Rehabilitation	118
(5) Discharge , Institutionalisation and Placement	222
(6) Referred to organised Home treatment Clinic for X-ray, B. C. G. Vaccination, etc	135
(7) Referred to other Agencies, viz., E. S. I. S., Port Trust, Railways, etc.	98
(8) Old cases followed up during the year	548
(9) Incidental Services	56
(10) Blood Donations (Relatives of Patients and Voluntary Donors)	5,197
(11) Number of Institutions visited	35
(12) Number of Donors from the Institutions	1,714
(13) Interviewing Patients mothers for explanations, Babies health and regular attendance at Well Baby Clinic	224
Total number of Cases	11,194

Physio-Therapy Centre and School

The Physio-therapy Centre and School is a joint venture of the Government of India, Government of Maharashtra and the Municipal Corporation for Greater Bombay ; Corporation sharing the major portion of expenditure . Seth G. S. Medical College has been granted extension of affiliation by the University of Bombay for conducting a course leading to B. Sc. Degree in Physical Therapy from June 1967.

40 New Students were admitted in July 1968 bringing the total number of students undergoing training to 1969.

15,192 Patients were referred to the Centre and the total number of treatments given was 2,44,029.

Occupational Therapy Centre and School

The total number of patients treated at the Centre was 8,644 and 1,18,594 treatments were given in the Wards and at the Centre. Slight decrease in the number of patients referred to this Centre was mainly due to the opening of four Centres in the Suburb. This year the number has increased to six Centres as under :—

(1) Andheri ; (2) Mulund ; (3) Chembur ; (4) Ghatkopar ; (5) Kurla and (6) Bandra.

The work in the Weaving, Tailoring and Printing Sections is being carried out satisfactorily.

49 Students were admitted during the year under report bringing the total to 96.

NURSING STAFF

During the year under report 111 Nurses were sent up for General Nursing Part I Examination ; 87 Nurses for Part II Examination and 72 Nurses for Mid-wifery Examination. Out of these 82, 70 and 68 Nurses respectively have been declared passed in the respective examinations held by the Maharashtra Nursing Council.

Smt. S. Shenoy and J. D. Mathews from this hospital stood first in State in each of the Examination *viz.* General Nursing Part II held in July 1968 and Midwifery held in November 1968 respectively.

The Bi-annual Conference of the Trained Nurses Association of India was held at Ahamedabad in November 1968 and two Delegates from this hospital attended the Conference.

The total number of Nursing Staff during the year was 679 inclusive of the Superior Staff.

The arrangement of sending Nurses to the Kasturba Hospital for training in the Infectious Diseases was continued during the year. Six Student Nurses were directed to the Kasturba Hospital every month for training for a period of 15 days.

The cost of the Nursing Establishment worked out to Rs. 234.07 per nurse per mensem.

Nurses' Welfare Fund

This fund instituted in 1931 for promoting the welfare of and providing amenities to the Nursing Staff of this hospital. It is managed by a Committee of which the Dean is an Ex-Officio President. The corpus of the fund amounting to Rs. 35,400 is held in Government and Municipal Securities and fixed deposit which are deposited with the Bank of Maharashtra for safe custody. The fund is being utilised for providing amenities and extra curricular activities to the Nursing Staff.

Prophylactic Immunization Centre

The total number of patients treated during the year at the Centre was 35,821 as against 35,593 in the previous year. 7,972 New Cases were registered during the year. On 1st April 1968, 187 patients attended the Centre, the figure showing the highest attendance on a single day. Besides, anti-rabic treatment, immunization against Typhoid, Cholera, Plague, Diptheria and Small pox was also done at the Centre.

Leprosy Clinic

The Clinic is conducted by the Greater Bombay Leprosy Control Scheme and the patients suspected to be suffering from Leprosy are examined at this Clinic. 686 New Cases were treated and the total attendance of patients at the Clinic was 7,459. The average attendance of patients was 49.7 per days. 561 biopsies were taken.

Neuro-Surgical Department

During the year under report 375 New Patients and 336 repeat patients were treated at the Out-patient Department and 464 inclusive of 80 cases transferred from other services were admitted as In-patients. 302 Specialised Radiological investigations were carried out in the Department during the year under report. The following figures will give an account of Radiological and Operative procedures done in the Department.

(1) Operations Major	186
(2) Operations Minor	521
(3) Radiological Investigations Major	302
						Total	1,009

Neurology Department

During the year under report, 1,285 New patients and 1,828 Followup patients were treated at the Out-patient Department and 510 patients were admitted as In-patients 251 New cases and 156 Old cases were treated to the Epilepsy Clinic of the Department of Neurology. These figures exclude the cases referred by other services.

Cardiology Department

Intensive Cardiac Care Unit : Before the advent of the Intensive Cardiac Care Unit, electrical deaths used to take the major toll of deaths from Acute Myocardial Infarction. However, with the Intensive Cardiac Care, electrical deaths have been successfully prevented or treated.

As the present Intensive Care facilities are inadequate. Plans to expand this Intensive Cardiac Care Unit are under progress. When this 8 bed Unit is ready it is hoped that the need for this hospital and the adjoining areas will be fulfilled.

The following figures will give an account of the work carried out at the Cardiology Department and Laboratory during the year under report —

Cardiac Out-patient Department

(1) Total number of New Cardiac Patients	1,803
(2) Total number of Follow-up cases	6,565
(3) Cardiac Cases admitted in Wards 9 & 4	595
(4) Total number of E. C. Gs. taken during the year	17,084

Intensive Cardiac Care Unit.

(1) Cases admitted	150
(2) Cases admitted for Cardioversion	15
(3) Patients were paced transevenously	12
(4) Patients paced externally	6
(5) Resuscitations from Cardiac Arrest	15
(6) Number of Cardiac Catheterization (In. collaboration with the Dept. of Diagnostic Radiology	54
(7) Number of Angiography	54

Biochemistry Section

(1) Biochemical Investigations
--------------------------------	-----	-----	-----	-----	-----	-----

Animal Research Experiments

(1) Total number of rabbits	101
(2) Total Cholesterol	280
(3) Free Cholesterol	140
(4) Ester Cholesterol	140
(5) Lipid Phosphorous	140
(6) Tissues of Heart, Aorta, Coronary, Artery, Kidney and Liver for histopathology	95

The following is the report on the work done at V. R. A. Project of the Department of Cardiology during the under report —

(1) Occupational therapy and recreational therapy in the Wards...	116
(2) Occupational therapy in sheltered workshop	7
(3) Re-conditioning programme of three standard gradable occupational therapy activities	30
(4) For these 153 patients, total number of visits given by Occupational Therapist is	4,509

Calisthenics

x Rehabilitation through climbing, marching (Patients not included in early ambulation)	25
x Early Ambulation	10
Music Therapy	18
Completed files of patients collected data for project	207
Collected data for controlled patients	26
Psychophysical Exercise	30
Physiotherapy Treatment in the Wards	117

x Rehabilitation through climbing, marching and early ambulation programme are two new programme introduced in the year 1968.

Family Health Centre

The Family Health Centre continued to function satisfactorily during the year under report.

Facilities for the patients and their relatives

Gift Shop.—This is a sort of Sales Service started in the year 1950. Many additional items are being stored for sale.

Advisory Medical Board

During the year under report, the Advisory Medical Board held eight meetings of the Honorary and Professorial Staff.

Medico-Legal Cases

During the year under report, the Resident Medical Officers attended the following Courts for giving evidence in the Medico-legal cases.

(1) Presidency Magistrate Courts in Bombay	1,107
(2) Sessions Courts	52
(3) Coroner's Court	16
(4) Other Courts	6

Staff Society Clinical Meetings

The Staff Society of the K. E. M. Hospital and Seth G. S. Medical College held ten meetings during the year, when papers on the various subjects were presented.

DEPARTMENT OF PATHOLOGY AND BACTERIOLOGY
CENTRAL CLINICAL LABORATORY

89,575 Laboratory Investigations were carried out during the year 1968 in the Central Clinical Laboratory (a-part from Ward and O. P. D. Laboratories) on the material sent from the hospital as against 84,972 and 94,394 in the year 1967 and 1966 respectively. These investigations are grouped under the following heads —

(1) Pathological Investigations	44,321
(2) Bacteriological Investigations	20,946
(3) Skin Tests	18
(4) Biochemical Investigations	24,290

Following table shows the number of Paraffin blocks prepared for histological examination from the autopsy material and Surgical tissues during the year under report togetherwith the figures for the previous two years.

Year	Blocks of Post-mortem Organs	Blocks of tissues from the Surgical side of the K. E. M. Hospital from out side.	Total
1968	21,296	12,300	33,596
1967	6,927	13,293	20,220
1966	9,941	12,730	21,629

Food Handlers' Scheme

The Scheme of periodical Examination of persons handling food employed in the city hotels, catering houses and restaurants made satisfactory progress during the year under report.

2,185 persons are directed for examination by the Health Department out of which only 1,224 persons attended for examination. 654 persons did not give their stools, blood, etc., for pathological examinations and hence their reports are still pending. In all 499 fit and 71 unfit Certificates were issued during the year under report.

Neuropathology Section.

(1) Surgical Number of specimen received from hospital	283
(2) Number of blocks	720
(3) Number of slides	800
(4) Number of Post-mortem specimen	430
(5) Number of blocks	2,130
(6) Number of slides	2,300

SHANTILAL MATHURADAS BLOOD BANK

(Bombay Municipal Blood Centre)

The total number of blood samples including those from voluntary donors was 11,122 and the amounts of Ra. 70,284 was paid out of the Poor Box Charity Fund. Out of the blood samples collected, 2,303 were from voluntary donors and 2,895 from relative donors and 5,857 from Professional donors and 68 were collected for the preparation of anti-sera.

The number of blood samples supplied for transfusion was 11,124 as detailed below:—

(1) To K. E. M. Hospital	10,572
(2) To other Municipal Hospitals	220
(3) To private Hospitals	41
(4) For Plasma separation	195
(5) For Research purposes	31
(6) Bottles discarded	65

Gynaecological and Obstetric Department

During the year under report 11,959 and 8,389 New Cases and 12,904 and 17,730 Old Cases were treated at the Out-patient Department of Gynaecology and Obstetric respectively and 2,796 and 7,973 patients were admitted in Gynaec and Obstetric Wards respectively during the year under report.

Dr. N. A. Purandare Gynaec & Obstetric Research Centre

In Dr. N. A. Purandare Gynaecological and Obstetric Research Centre, cases of Gynaecological disorders of hormonal origin are being studied from the point of view of research, investigations and therapy. Oral contraceptive tablets are also being issued by the above Centre.

Family Planning Centre

The total attendance of the Centre was 1,152 during the year under report and the total number of cases registered was 346. As regards the contraceptives, accents was mainly on Condon and Jelly method. 221 Vasectomy operations and 575 Sterilization operations were performed during the year under report.

Some of the patients were referred to Dr. N. A. Purandare Gynaecological and Obstetric Research Centre for oral Contraceptive.

Dr. Jivraj N. Mehta Pharmaceutical Laboratory

The details of the manufacturing work done in the laboratory during the year 1968 are given below :—

PRODUCTION

(1) Transfusion bottles 500 ml.	99,137
(2) A. C. D. Bottles	11,002
(3) Vials 100, 50 and 10 ml. (13 Types)	20,023
(4) Fluid for Peritoneal Dialysis	490
(5) Bulk Injection and Sterile Solutions (Six types)	147.08 Litres
(6) Staines and Solutions for Clinical use (Ten types)	85.45 "

MISCELLANEOUS ITEMS

(1) Enema and Hand Liquid Soap	2,325 Litres
(2) Kemitone Fe and C, Malt and Syrup for Children	459 Bottles
(3) Bifore Deodorant	960 Gms.
(4) Bone Wax	960 Gms.
(5) Repacking from bulk	1542 Units
(6) Fumigation of Tins	590 Nos.

CENTRAL STERILE SUPPLY SERVICE

(1) Drums	31,521
(2) Boxes (Saline and Bleeding Sets)	23,496
(3) Trays	12,954
(4) Flasks, Jars and Posts and Bottles	6,574
(5) Bleeding Sets	13,595
(6) Transfusion Sets	27,338
(7) Transfusion Bottles 500 c.c.	11,10,629
(8) Vials	20,029

CONTROL UNIT

(1) Pyrogen Test	208
(2) Sterility Tests	450
(3) Analysis of Samples—Test for Chemical Contents	570

School Clinic Department

Municipal School Clinic worked in five Departments, viz., Medical, Ophthalmic, Aural, Skin and Dental, where the children from various Municipal Schools are medically examined.

1,684 New Children and 15,029 Old children were treated in the School Clinic Department in addition to 1,571 referred cases making a total 18,284.

Common complaints were Anaemia, Bronchitis, Round worm, Tonsillitis, Carious teeth and Vitamin A deficiency.

The total expenditure incurred on School Clinic Department of K.E.M. Hospital amounted to Rs. 63,521.43 as against Rs. 66,507.31 during the previous year.

Dispensary

The dispensing work carried out in the Dispensary during the year under report is as follows j—

(1) Out-patients;	4,76,689
(2) In-patients	90,154
(3) Ordinary;	9,591

Medical Record Department

The Medical Record Department continued to function satisfactorily during the year under report.

Paediatric Medical Department

During the year under report 25,935 New Cases and 30,805 Old Cases were treated at the Out-patient Department and 6,699 were admitted as In-patients.

Paediatric Surgical Department

During the year under report 19,840 New Cases and 5,756 Old Cases were treated at the Out-patient Department and 2,949 were admitted as In-patients.

Diabetic Clinic

The Diabetic Clinic was established in 1958. During the year under report the total attendance at the Clinic was 16,019 out of which 1,260 were registered as New Cases.

The Clinic had continued to conduct a Clinical trial with 'Lycanol' tablets and 'Artosin' tablets and Capsula. For research purposes, detailed analysis of all the diabetic cases was done.

During the year under report 1,260 New patients were registered at the Clinic. The total number of attendance of the Clinic was 16,019 and 930 patients were admitted for Diabetic treatment. The patients attending this Clinic were advised various treatments as detailed below :—

(1) Only on Diet	671
(2) Insulin Injection	3,096
(3) Oral anti-diabetic drugs	6,577
(3) Insulin Injection and anti-diabetic drugs	2,873

Medical Check up Centre

The Centre is gathering attention of the public in as many as 406 patients were examined, investigated and treated at the Centre during the year under report.

Department of Dermatology and Venereology

During the year under report 35,861 New Cases and 31,447 Old Cases were treated in the Out-patient Department and 573 were admitted for the treatment. Department has a well equipped Laboratory wherein number of investigations are carried out for diagnosis of cases as well as for research purposes. A Leprosy Clinic is also attached to this Department. 686 New cases were treated at this Clinic.

Department of Radiology

Report on the X-Ray Diagnosis and Therapeutic work done during the year under report :—

(1) Plain X-rays	27,730
(2) Barium X-rays;	2,152
(3) Deep X-ray Therapy	246

Donations by Philanthropic Bodies and Persons

During the year under report number of articles including sweets, toffees, fruits, etc., were donated by Philanthropic Institutions and persons.

K. E. M. Hospital and Seth G. S. Medical College Employees' Co-operative Credit Society

The Society worked satisfactorily during the year under report. The total number of members on the roll at the end of June 1968 was 1,518. The share capital amounted to Rs. 5,67,563 on 30th June 1968 as against Rs. 5,00,327 on the corresponding date of the previous year.

The accounts of the Society upto 30th June 1968 were audited by the Government Auditors and the Society was awarded 'A' Certificate.

Accounts Department

Certificates of different categories as mentioned below were issued during the year 1968 and a sum of Rs. 26,507.50 was realised as Certificate Fees.

(1) Under Workmens' Compensation Act	250
(2) Medical Opinion Certificate	6,629
(3) Injury Certificates to Police in Medico-legal Cases	1974
(4) Injury Certificates to patients in Medico-legal cases	369
(5) Municipal Employees' Injury Certificates for leave (Free)	61
(6) Insurance purposes	50
(7) Essentiality Certificates for re-imbusement of Medical expenses to Government Servants	550
(8) Ordinary Certificates (Free)	4,000

Expenditure out of Poor Box Charity Fund

Besides the expenditure incurred from Municipal Funds a sum of Rs. 89,951.37 was spent out of the Poor Box Charity Fund in the year 1968-69 as against Rs. 95,775.48 in the previous year. This amount was monthly spent on costly drugs, blood transfusions, surgical appliances travelling expenses of patients, etc., for the poor and deserving patients of the hospital.

Donations to the extent of Rs. 38,186.10 was received by the Poor Box Charity Fund from the patients, Philanthropic bodies and individuals. In addition to cash donations, small donations in kind were also received.

Expenditure out of the Hospital Budget Grant

The total expenditure incurred on the maintenance of the hospital during the year 1968-69 including liabilities at the end of the year but exclusive of the cost of extension scheme amounted to Rs. 1,26,65,897 approximately. The expenditure was inclusive of the cost of maintenance and treatment of In-patients, Out-patients and Establishment charges on Medical, Nursing, Administration and Labour Staff as well as the cost of the staff for maintenance and repairs of the buildings.

S. V. JOGLEKAR,

Dean, M.S., F.C.P.S.

K. E. M. Hospital and Seth G. S. Medical College.

* A well wisher who desired to remain anonymous has donated an amount of Rs. 15,000 to this hospital in the year 1965 in memory of (i) Smt. Khemibai Vishindas Ramchandani and (ii) Smt. Parvatibai R. Ramchandani. The interest on this amount is being credited to the Poor Box Charity Fund maintained at this hospital and this amount will be utilised for the benefit of poor and needy patients.

APPENDIX No. 1

Distribution of beds according to classification of Departments and Sex

Departments	Male	Female	Children	Total
(1) Medical	120	43	...	163
(2) Surgical	108	36	...	144
(3) Ophthalmic	20	12	...	32
(4) Gynaec	...	50	...	50
(5) Obstetric	...	105	...	105
(6) Skin and Venereal	12	8	4	24
(7) Orthopaedic	120	80	40	240
(8) Aural	12	8	22	42
(9) Psychiatric	30	4	6	40
(10) Neuro-Surgical	25	2	2	29
(11) Neuro-logy	14	2	4	20
(12) Paediatric	80	80
(13) Plastic Surgery and Burns	16	14	10	40
(14) Thoracic	10	6	...	16
(15) Isolation	2	1	...	3
(16) Resuscitation	4	1	...	5
(17) Tetanus	5	3	2	10
(18) Cardio-Vascular and Thoracic Surgery	40
(19) Cardiology and Chest Clinic	40
(20) Paediatric Surgery	42	42
(21) Drug Trial (Ciba)	10
Total	498	375	212	1,085+102 = 1,187

APPENDIX No. 2

Statement showing the particulars of Indoor and Out-door patients, the number of Operations performed etc., during the years 1968, 1967 and 1966.

Particulars	1968	1967	1966
(a) In-patients—			
(1) Schedule strength of beds	1,187	1,179	1,113
(2) Daily average number of In-patients	1,667	1,656	1,436
(3) Total number of new In patients admitted	57,989	52,629	53,335
(4) Average number of days each patient was resident	10.5	10.9	9.82
(b) Out-patients—			
(1) Total number of new Out-patients attendance	3,42,112	3,14,401	3,19,476
(2) Daily average number of new Out-patients	1,118	1,031	1,047
(3) Total number of Out-patients attendance New & Old	7,04,428	6,78,973	6,86,064
(4) Daily average number of Out-patients attendance	2,690	2,230	2,250
(5) Number of Casualty Patients	78,769	69,069	71,558
(c) Operations—			
(1) Total number of Operations on In-patients	22,512	22,289	19,176
(2) Total number of Operations on Out-patients	40,119	40,387	35,131

APPENDIX No. 3

Statement showing the In-patients treated in the K. E. M. Hospital during the year 1968 with the classification according to Depts. Sex, Age, Discharges & Deaths.

Departments	Unit	Sex	In the Hospital at the midnight of 31st Dec. 1967	Admitted during the year	Total treated	Discharged during the year	Died during the year	In the Hospital by the midnight of 31st Dec. 1968	
Medical	I	Male	47	1,578	1,625	1,412	151	62	
		Female	6	532	538	458	59	21	
		M/Children	
		F/Children	
	II	Male	31	1,448	1,479	1,289	141	49	
		Female	10	514	524	457	52	15	
		M/Children	
		F/Children	
	III	Male	28	1,636	1,664	1,450	149	65	
		Female	14	630	644	545	75	24	
		M/Children	
		F/Children	
	IV	Male	47	1,625	1,672	1,392	225	55	
		Female	28	732	760	618	121	21	
		M/Children	5	260	265	140	123	2	
		F/Children	2	188	190	119	70	1	
	V	Male	29	1,083	1,112	961	113	38	
		Female	15	428	443	389	45	9	
		M/Children	
		F/Children	
	VI	Male	24	1,301	1,325	1,202	112	11	
		Female	9	523	532	452	69	1	
		M/Children	
		F/Children	
Surgical	I	Male	17	1,750	1,767	1,624	89	54	
		Female	11	525	536	457	49	20	
		M/Children	2	197	199	197	2	...	
		F/Children	...	65	65	60	5	...	
	II	Male	25	1,792	1,817	1,661	102	54	
		Female	8	563	571	509	51	11	
		M/Children	1	150	151	146	5	...	
		F/Children	2	62	64	62	2	...	
	III	Male	25	1,319	1,344	1,256	68	20	
		Female	6	430	436	390	37	9	
		M/Children	2	123	125	123	2	...	
		F/Children	...	70	70	66	4	...	
	IV	Male	28	1,595	1,623	1,533	75	25	
		Female	12	523	535	467	58	10	
		M/Children	2	105	107	105	2	...	
		F/Children	1	25	26	22	4	...	
	V	Male	26	1,842	1,868	1,755	92	21	
		Female	12	465	477	416	50	11	
		M/Children	4	159	163	158	5	...	
		F/Children	1	74	75	68	7	...	
	VI	Male	36	1,584	1,620	1,468	125	27	
		Female	12	457	469	401	56	12	
		M/Children	2	143	145	142	3	...	
		F/Children	...	61	61	59	2	...	
Ophthalmic	I	Male	7	374	381	373	...	8	
		Female	4	215	219	213	...	6	
		M/Children	...	34	34	33	...	1	
		F/Children	...	34	34	33	...	1	
	II	Male	14	345	359	347	...	12	
		Female	7	184	191	185	...	6	
		M/Children	1	32	33	31	1	1	
		F/Children	1	14	15	14	...	1	
	Gynaec	I	Female	29	1,537	1,566	1,527	11	28
			F/Children
	II	Female	27	1,259	1,286	1,257	6	23	
		F/Children	
Skin & Venereal	I	Male	20	357	377	355	4	18	
		Female	5	96	101	89	3	9	
		M/Children	...	31	31	28	2	1	
		F/Children	...	23	23	22	...	1	
Aural	I	Male	6	674	680	668	4	8	
		Female	2	514	516	509	4	3	
		M/Children	...	302	302	301	...	1	
		F/Children	1	249	250	246	...	4	
	II	Male	5	532	537	521	7	9	
		Female	1	430	431	424	4	3	
		M/Children	3	306	309	305	1	3	
		F/Children	4	324	328	323	2	3	

APPENDIX No. 3—(concl.)

Departments	Unit	Sex	In the Hospital at the midnight of 31st Dec. 1967	Admitted during the year	Total treated	Discharged during the year	Died during the year	In the Hospital by the midnight of 31st Dec. 1968
Orthopaedic	I	Male	74	830	904	779	21	104
		Female	37	309	346	287	14	45
		M/Children	14	200	214	204	1	9
		F/Children	3	103	106	100	...	6
	II	Male	52	728	780	677	22	81
		Female	37	303	340	289	10	41
		M/Children	8	203	211	196	1	14
		F/Children	11	94	105	93	...	12
	III	Male	53	663	716	627	23	66
		Female	27	267	294	251	8	35
		M/Children	15	163	178	169	2	7
		F/Children	6	107	113	99	1	13
Psychiatric	I	Male	13	280	293	276	...	17
		Female	7	106	113	110	...	3
		M/Children	...	9	9	9
		F/Children	...	8	8	8
	II	Male	8	257	265	251	1	13
		Female	4	82	86	80	...	6
		M/Children	1	21	22	21	...	1
		F/Children	1	8	9	8	...	1
Neurology	...	Male	15	339	354	331	10	13
		Female	2	113	115	99	4	12
		M/Children	5	40	45	40	3	2
		F/Children	1	18	19	18	...	1
Neuro-Surgery	...	Male	16	219	235	181	35	19
		Female	9	99	108	88	13	7
		M/Children	3	44	47	35	6	6
		F/Children	1	22	23	14	8	1
Paediatric Medical	I	M/Children	18	1,386	1,404	1,163	204	37
		F/Children	20	1,014	1,034	824	179	31
Paediatric Medical	II	M/Children	29	1,382	1,411	1,174	215	22
		F/Children	20	938	978	796	168	14
Paediatric Medical	III	M/Children	14	1,173	1,187	987	178	22
		F/Children	14	786	800	661	132	7
Obstetric	I	Female	61	4,801	4,862	4,774	21	87
		Female	53	3,172	3,225	3,169	13	43
Plastic-Surgery	...	Male	17	209	226	199	1	26
		Female	5	113	118	106	...	12
		M/Children	5	97	102	87	6	9
		F/Children	1	55	56	50	2	4
Thoracic-Surgery	...	Male	29	238	267	198	41	28
		Female	20	139	159	126	14	19
		M/Children	6	35	41	34	5	2
		F/Children	1	24	25	20	3	2
Cardiology	...	Male	1	42	43	37	1	5
		Female	4	34	38	31	2	5
		M/Children	...	7	7	7
		F/Children	...	6	6	5	1	...
Paediatric-Surgery	...	M/Children	21	1,168	1,189	1,075	87	27
		F/Children	11	547	558	501	39	18
Asthma	...	Male	11	334	345	333	4	8
		Female	5	193	198	181	6	11
		M/Children	1	11	12	12
		F/Children	1	7	8	8
Total	...	Male	704	24,974	25,678	23,146	1,616	916
		Female	489	21,288	20,777	19,344	855	578
		M/Children	162	7,781	7,943	6,922	854	167
		F/Children	103	4,946	5,049	4,299	629	121
		Grand Total	...	1,458	57,989	59,447	53,711	3,954

APPENDIX No. 4

Statement showing the Out-patients (New, Old and Casualty) treated in the K.E. M. Hospital during the year 1968, with classification according to the Departments, Sex and Age.

Departments	Sex	O. P. D. New cases	O. P. D. Old cases	Total attendance	Casualty
Medical	Male	41,957	41,836	83,793	1,552
	Female	25,204	28,031	53,235	738
	M/Children	137	...	137	179
	F/Children	86	2	88	92
Surgical	Male	53,248	41,590	94,838	34,221
	Female	23,654	15,680	39,334	9,879
	M/Children	12,576	3,938	16,514	10,250
	F/Children	7,191	1,802	8,993	4,754
Ophthalmic	Male	13,273	11,605	24,878	2,439
	Female	5,402	5,310	10,712	336
	M/Children	1,530	415	1,945	224
	F/Children	1,048	238	1,286	88
Gynaec	Female	11,958	12,904	24,865	35
	F/Children	1	...	1	3
Dental	Male	9,288	4,231	13,519	64
	Female	6,094	3,303	9,397	19
	M/Children	1,514	206	1,720	15
	F/Children	924	126	1,110	10
Skin and Venereal	Male	13,556	13,181	26,737	110
	Female	6,716	4,963	11,679	15
	M/Children	3,144	936	4,110	10
	F/Children	2,225	612	2,837	4
Aural	Male	11,415	11,482	22,897	604
	Female	7,316	7,757	15,073	239
	M/Children	3,486	1,742	5,228	442
	F/Children	2,559	1,259	3,818	283
Orthopaedic	Male	10,229	37,801	48,030	6,303
	Female	5,266	15,352	20,618	1,723
	M/Children	2,041	5,803	7,844	1,868
	F/Children	1,320	2,967	4,287	944
Psychiatric	Male	2,370	17,399	19,769	3
	Female	1,363	9,732	11,095	2
	M/Children	175	235	410	...
	F/Children	92	87	179	...
Neurology	Male	664	1,259	1,923	7
	Female	373	508	881	...
	M/Children	152	39	191	1
	F/Children	96	22	118	1
Neuro-Surgery	Male	205	226	431	11
	Female	123	84	207	2
	M/Children	32	8	40	1
	F/Children	15	18	33	1
Paediatric	M/Children	14,698	18,385	33,083	613
	F/Children	11,237	12,420	23,657	312
Obstetric	Female	8,388	17,730	26,118	89
	F/Children	1	...	1	...
Dispensary Service	Male	7,807	4,396	12,203	...
	Female	3,702	2,056	5,758	...
	M/Children	1,472	185	1,657	...
	F/Children	956	72	1,028	...
Plastic-Surgery	Male	119	79	198	...
	Female	109	16	125	...
	M/Children	79	4	83	...
	F/Children	44	7	51	...
Cardio-Vascular and Thoracic Clinic	Male	221	32	253	...
	Female	133	7	140	...
	M/Children	46	...	46	...
	F/Children	33	...	33	...
Cardiology	Male	764	246	1,010	...
	Female	461	129	590	...
	M/Children	91	6	97	...
	F/Children	61	3	64	...
Diabetic Clinic	Male	319	20	339	...
	Female	192	4	196	...
	M/Children	3	...	3	...
	F/Children
Gastro-Intestinal Clinic	Male	179	1,089	1,268	...
	Female	88	304	392	...
	M/Children	20	18	38	...
	F/Children	8	1	9	...

APPENDIX No. 4—(Concl.)

Statement showing the Out-patients (New, Old and Casualty) treated in the K. E. M. Hospital during the year 1968, with classifications according to the Departments, Sex, and Age

Department	Sex	O. P. D. New cases	O. P. D. Old cases	Total attendance	Casualty
Endocrinology	Male	101	51	152	...
	Female	206	78	284	...
	M/Children	23	2	25	...
	F/Children	24	2	26	...
Epilepsy	Male	129	102	231	...
	Female	60	39	99	...
	M/Children	42	11	53	...
	F/Children	20	4	24	...
Asthma Clinic	Male	55	52	107	...
	Female	54	30	84	...
	M/Children	8	...	8	...
	F/Children	8	1	9	...
Paediatric Surgery	M/Children	49	7	56	185
	F/Children	24	9	33	98
Total	Male	1,65,899	1,86,677	3,52,576	45,314
	Female	1,06,862	1,24,017	2,30,879	13,077
	M/Children	41,318	31,970	73,288	13,788
	F/Children	28,033	19,652	47,685	6,590
Grand Total;...		3,42,112	3,62,316	7,04,428	78,769

APPENDIX No. 5

Statement showing the relative cost per In-patient and Out-patient per day during the year 1968-69 and previous two years

Particulars	1968-69	1967-68	1966-67
	Rs.	Rs.	Rs.
(a) Average cost per In-patient per day	15.71	15.67	14.39
(b) Average cost per In-patient admission	172.05	170.98	141.16
(c) Average cost per Out-patient attendance	3.60	3.42	2.84
(d) Average cost per Out-patient admission	7.43	7.40	6.09

APPENDIX No. 6

Statement showing the details of cost per In-patient for the year 1968-69 and previous two years.

Year	Diet	Drugs Dressings etc.	Stores and Linen	Heating and Lighting	Misce- llaneous	Estab- lishment	Repairs to Building and Engineer- ings	Total
	Rs. P.	Rs. P.	Rs. P.	Rs. P.	Rs. P.	Rs. P.	Rs. P.	Rs. P.
1968-69	1.57	3.30	0.68	0.31	0.69	8.80	0.36	15.71
1967-68	1.53	3.11	0.64	0.35	0.94	8.68	0.47	15.67
1966-67	1.61	3.23	0.74	0.40	0.35	7.40	0.66	14.39

APPENDIX No. 7

Statement showing the average cost of each New Out-patient's admission for the year 1968-69 and previous two years.

Year	Drugs Dressings etc.	Stores and Linen	Heating and Lighting	Misce- llaneous	Estab- lishment	Repairs to Building Engineer- ing	Total
	Rs. P.	Rs. P.	Rs. P.	Rs. P.	Rs. P.	Rs. P.	Rs. P.
1968-69	1.89	0.50	0.04	0.14	4.60	0.18	7.43
1967-68	1.63	0.76	0.03	0.10	4.78	0.10	7.40
1966-67	1.46	0.34	0.02	0.24	3.96	0.07	6.09

APPENDIX No. 8

Statistical Information

Average age of students.	Year 1968-69	Year 1967-68
I. At the time of admission	19 Years	18 Years
II. At the time of Matriculation	17 Years	17 Years
<i>Marital state at the time of admission :</i>		
I. Married
II. Betrothed
III. Single	Yes	Yes
<i>Occupations of parents or guardians :</i>		
Service	54%	50%
Medical Profession	12%	16%
Legal profession	3%	1%
Engineering	3%	3%
Miscellaneous occupations	28%	30%

APPENDIX No. 9

Annual Cost and Revenue

	1968-69	1967-68
	Rs.	Rs.
Total expenditure including expenditure on hostels	22,59,941.08	22,43,168.11
Dearness Allowance (included in the above figures)	5,55,716.29	7,24,989.53
Revenue from tuition fees, Hostel rent and miscellaneous receipts	3,23,700.00	3,18,330.00
Revenue from Post-graduate fees	75,125.00	64,547.00
Gross cost per student	1,936.54	2,013.62
Net cost per student	1,549.96	1,625.37
Income from Hostel	52,315.00	49,633.00
Expenditure on Hostel	36,670.00	6,127.00

APPENDIX No. 10

PARTICULARS REGARDING STUDENTS

Number of students in the different classes :—

Class	Male student	Female student	Total
1st M.B., B.S. 1st year	84	77	161
1st M. B., B. S. 2nd year	109	68	177
2nd M.B., B.S. 3rd year	76	90	166
2nd M.B., B.S. 4th year	81	70	151
3rd M.B., B.S. 5th year	39	33	72
Interns	47	70	117
Total number of students	436	408	844
Post graduate students including	204	11	29
Research students	18	11	29
Total	222	101	323

APPENDIX No. 11
RESULTS OF VARIOUS EXAMINATIONS

Undergraduate Examination.

Name of the Examination			Held in	Candidates sent up	No. of Candidates who passed the whole examination
Ist M.B.B.S.	April 1968	39	30
			October 1968	164	148
IInd M.B.B.S.	April 1968	124	99
			October 1968	63	47
IIIrd M.B.B.S.	April 1968	72	51
			October 1968	160	119
M. D. Medicine	April 1968	11	3
			October 1968	12	2
M. D. Path and Bact.	April 1968	3	3
			October 1968	3	1
M. D. Obst. and Gynaec.	April 1968	12	3
			October 1968	13	2
M. D. Pharmacology	April 1968	2	1
			October 1968	2	1
M. D. Paediatrics	April 1968	9	5
			October 1968	8	3
M. D. Tuberculosis	April 1968	1	1
			October 1968	1	1
M. D. Skin Diseases	April 1968	Nil.	Nil.
			October 1968	1	0
M. D. Anaesthesia	April 1968	4	4
			October 1968	2	0
M. D. Radiology	April 1968	Nil.	Nil.
			October 1968	1	0
M. D. Preventive Social Medicine	April 1968	Nil.	Nil.
			October 1968	Nil.	Nil.
M. D. Psychology	April 1968	Nil.	Nil.
			October 1968	Nil.	Nil.
M. D. Human Physiology	April 1968	Nil.	Nil.
			October 1968	Nil.	Nil.
M. D. Neurology	April 1968	Nil.	Nil.
			October 1968	Nil.	Nil.
M. D. Cardiology	April 1968	Nil.	Nil.
			October 1968	Nil.	Nil.
M. S. Gen. Surgery	April 1968	15	5
			October 1968	14	6
M. S. Orthopaedics	April 1968	4	2
			October 1968	5	2
M. S. E. N. T.	April 1968	3	1
			October 1968	3	0
M. M. S. Ophthalmology	April 1968	2	1
			October 1968	4	3
M. S. Human Anatomy	April 1968	Nil.	Nil.
			October 1968	Nil.	Nil.
M. S. Neuro Surgery	April 1968	Nil.	Nil.
			October 1968	Nil.	Nil.
M. S. Thoracic Surgery	April 1968	Nil.	Nil.
			October 1968	Nil.	Nil.
M. S. Plastic Surgery	April 1968	Nil.	Nil.
			October 1968	Nil.	Nil.
M. Sc. Medical Human Anatomy	April 1968	Nil.	Nil.
			October 1968	1	1
D. A.	April 1968	10	5
			October 1968	6	4
D. V. D.	April 1968	1	0
			October 1968	1	1
D. P. H.	April 1968	1	1
			October 1968	Nil.	Nil.
D. P. M.	April 1968	1	0
M. Sc. Bioch by papers	April 1968	5	4
			October 1968	Nil.	Nil.
D. P. M.	October 1968	1	1
M. Sc. Bio by Research...	April 1968	2	2
			October 1968	4	4
M. Sc. Micrology Research	April 1968	Nil.	Nil.
			October 1968	1	1
M. Sc. Applied Bio. by Research	April 1968	Nil.	Nil.
			October 1968	2	2

APPENDIX No. 11

RESULTS OF VARIOUS EXAMINATIONS

Undergraduate Examination.

Name of the Examination			Held in	Candidates sent up	No. of Candidates who passed the whole examination
M. Sc. Animal Physiology	April 1968	Nil.	Nil.
			October 1968	Nil.	Nil.
Ph. D. Biochemistry	April 1968	Nil.	Nil.
			October 1968	Nil.	Nil.
Ph. D. Applied biology	April 1968	Nil.	Nil.
			October 1968	Nil.	Nil.
Ph. D. Animal Physiology	April 1968	Nil.	Nil.
			October 1968	Nil.	Nil.
Ph. D. Micrology	April 1968	Nil.	Nil.
			October 1968	Nil.	Nil.
Ph. D. Medical	April 1968	Nil.	Nil.
			October 1968	Nil.	Nil.
Result of the college of Physician and Surgeons of Bombay.					
M. C. P. S.	April 1968	...	5
			October 1968	...	4
F. C. P. S.	April 1968	...	4
			October 1968	...	3
D. G. O.	April 1968	...	9
			October 1968	...	9
D. C. H.	April 1968	...	8
			October 1968	...	7
D. F. P.	April 1968	...	5
			October 1968	...	2
D. O. M. S.	April 1968	...	2
			October 1968	...	4
D. P. M.	April 1968	...	Nil.
			October 1968	...	2
D. M. R. E.	April 1968	...	Nil.
			October 1968	...	1
D. D. V.	April 1968	...	1
			October 1968	...	1
D. O. R. L.	April 1968	...	2
			October 1968	...	1
D. Ortho	April 1968	...	3
			October 1968	...	1
D. A.	April 1968	...	Nil.
			October 1968	...	Nil.

E. N. T. HOSPITAL

The Ear, Nose and Throat Hospital was started at the Improvement Trust Building, 7, Napier Road, Fort, Bombay on 15th December 1962 for providing medical and surgical treatment to the patients suffering from Ear, Nose and Throat diseases.

The scheduled bed strength of the hospital is 100, and all the 100 beds were commissioned for in-patients during the year under report. The total number of patients admitted in the hospital during the year 1968 was 5,655. The average stay of an in-patient in the hospital was 4.82 days during this period. Out of the total number of 5,655 in-patients 2,633 were cured, 2,513 were relieved, 330 were otherwise discharged, 67 left against medical advice, 16 died, leaving 96 patients under treatment in the hospital on the last day of the year.

The highest number of patients admitted on a single day was 32, on 24th October 1968.

Out Patient Department

The total number of new case papers issued during the year 1968-69 was 29,616. The total number of out patient attendance (New 29,616 and Old 38,755 cases) was 68,371 bringing the average daily attendance of out-patients to 224.07. The highest number of out patients on a single day was 317 on 22nd July 1968.

Operative Work

6,674 operations were performed, out of which 1,787 were on out-patients and the remaining 4,887 were on the In-patients during the year.

Poor Box Charity Fund

Cash boxes were continued to be kept in the hospital to enable the patients to make voluntary contributions towards the Poor Box Charity Fund. An amount of Rs. 7,074.87 was collected for the Fund through these boxes during the year 1968-69.

A Gift Shop through which certain medicines and injections are sold to the patients at a moderate rate and sometimes at less than cost price is run by the Fund.

The amount collected is deposited in the Central Bank of India Ltd.

The major item on which the fund is expended is the payment for blood transfusion where the patients generally can not afford to pay. In cases of poor and deserving patients, blood is supplied at part/nil cost.

M. J. NERURKAR
Asstt. Medical Officer, Muni. E. N. T. Hospital.

APPENDIX I

Statement showing the particulars of Outdoor patients treated during the year 1968 at the E. N. T. Hospital:—

(1) No. of new cases	29,616
(2) No. of old cases	38,755
(3) No. of higher attendance on single day	317 on 22nd July 1968
(4) Daily average No. of out-patients' attendance	224.07
(5) No. of operations on out-patients	1,787

Statement showing out-patients (new and old) treated in the E. N. T. Hospital during the year 1968 with classification according to sex:—

Sex	O.P.D. New Cases.	O.P.D. Old Cases.	Total Attendance
Male	14,129	19,370	33,499
Female	7,826	12,858	20,684
Male-Child	4,217	4,018	8,235
Female-Child	3,444	2,509	5,953
Total	29,616	38,755	68,371

APPENDIX II

Statement showing the Indoor-patients, Operations done, etc., during the year 1968 at the E. N. T. Hospital.

(1) Scheduled strength of beds	100
(2) No. of beds commissioned	100
(3) Total No. of new patients admitted	5,655
(4) Average No. of days each patient was resident	4.82 days
(5) Total No. of operations on indoor patients	4,887

Statement showing the in-patients treated in the E. N. T. Hospital during the year 1968 with classification according to Sex etc.

Sex.	Admitted.	Discharged.	Died.	In the Hospital.
Male	2,246	2,184	14	48
Female	1,442	1,408	2	32
Male-Child	996	985	...	11
Female-Child	971	966	...	5
Total	5,655	5,543	16	96

Bai Yamunabai L. Nair Charitable Hospital & Topiwala National Medical College

BOMBAY-8

Hospital

The number of schedule beds is 336. Simple Surgical operative cases such as Hydrocoele, Hernia, Piles etc., and a few Orthopedic cases are transferred to Dr. Bhajekar Surgical Hospital, Khetwadi, Bombay 4, which is under the control of this Hospital. This has however not helped much in reducing the overcrowding of Indoor patients at this Hospital.

Expansion Scheme

The new extension building, with ground and eight floors was put into commission on 26th January, 1969. This building has a bed capacity of 450 with maximum comforts, privacy, bed light and call bell system for individual beds. A separate cubicle for intensive care is being fitted. Casualty with resuscitation ward and Out-patient department are provided. There are 10 operation theatres to be fully air-conditioned with separate theatres for Heart and Brain Surgery and recovery beds in the operation theatre block. Operation lights are being fitted with emergency lighting arrangement. There is central oxygen and N₂O supply arrangement for the whole building. Sterilisation equipment is installed with double fuel arrangement viz., Electric and Town-gas.

The top floor accommodates—R. M. Os with dining facilities for them. With the commissioning of the New Hospital building the bed strength is being increased from 336 to 699 and has to some extent lessened the overcrowding of in-patients.

Second Phase of Extension Programme

During the next five years it is proposed to build a hospital with 300 beds, Nurses Home with School of Nursing, Kitchen and Diet Store, Mortuary Block and R.M.O's quarters at an estimated total cost of about Rs. 2.5 crores.

Administrative Staff

Dr. T. H. Rindani, M.D., D.Sc., F.A.S., F.A.M.S., held the post of the Dean, of the B. Y. L. Nair Charitable Hospital and Topiwala National Medical College.

Dr. V. B. X. Almeida, M.B., B.S., held the post of the Assistant Dean and Fire Brigade Surgeon.

A short report in general and on the work done in the various departments of the Hospital is given below:—

Indoor Patients

The total number of patients admitted during the year was 25,519 against 25,374 and 24,160 during the years 1967 and 1966 respectively.

On an average, the daily number of patients was 496.98 as against a schedule bed strength of 336.

Some surgical cases were treated at Dr. Bhajekar Hospital and more complicated cases were operated at the Nair Hospital which caused a slightly higher average stay of the patients.

The highest number of in-patients on a single day was 574 and highest number of admissions on single day was 112.

Out of total number of 25,983 in-patients including 464 brought from the previous years balance, 24,170 were discharged, 1,322 died leaving a balance of 491 patients at the end of the year.

Out of 1,322 deaths 349 were within first 24 hours of admission, 346 were after 24 hours but within 72 hours of admission and the remaining 627 died after a period exceeding 3 days from admission.

Out-patient Departments

The working hours of the Out-patient clinics and registry section are the same. The working hours of almost all the special service units like Cardiology, Gastro-enterology, etc., are fixed from 11-30 A.M. onwards. This timing has been found to be more helpful in reducing the waiting period for the patients.

The total number of O. P. D. attendance including casualty patients during the year was 3,68,568 as against 3,62,574 for the year 1967 giving a daily average of 1204.47 against 1188.77 for the previous year.

The highest number of attendance on any one day was 1,738 as against 1,543 for the previous year. The highest number of new and old cases on a single day was 696 and 1,175 respectively.

Blood Bank

Demand for blood was found to be pressing as usual. During the year approximately 4,471 transfusions (excluding plasma transfusions) were administered as against 4,634 for the previous year.

Response from the voluntary donors was found to be quite encouraging as 958 voluntary donors were hled during the year as against 344 during the previous year.

Due to the ever pressing demand for blood it was thought desirable to request the relatives of the patient in need of blood, to donate blood. Response for this request was found encouraging.

During the year 1968, 636 autopsies were performed.

Pharmacy Department

The Pharmacy department which was kept under a qualified Pharmacist in 1954 has now expanded to an up-to-date full fledged unit undertaking preparations of a number of drugs, vials, Ampules, package of ointment and eye drops bottles, etc.

Cardiology Medical and Surgical Services

The Out-patient clinic is open on Tuesdays and Thursdays from 11-30 A.M. to 1-30 P.M.

During the year 511 New cases and 535 Old cases were examined and treated at O. P. D. 131 patients were admitted for indoor treatment.

During the year 86 cardiac operations were done. During the year under report 6407 cardiograms were taken as against 5,758 during the previous year.

Gastro-Enterology Medical Service

The Outpatient clinic is open on Wednesdays and Saturdays from 11-30 A.M. to 1-30 P.M.

During the year 614 new cases were examined and treated at the O. P. D. in addition to the old follow up cases which numbered 1,529. 112 patients were admitted for indoor treatment.

A regular follow-up is undertaken of all the cases. The department carried out routine investigations in addition to special investigations such as Peritoneoscopy, Sigmoidoscopy, Gastric Biopsies, Jejunal Biopsies, Colon Biopsies, Oesophagus biopsies and Gastroscopy.

Gastro-Enterology Surgical Service

The Clinic is open on Wednesdays from 11-30 A.M. to 1-30 P.M.

During the year 465 new cases were examined and treated in addition to the regular old and follow-up cases which numbered about 1,006. 220 cases were operated out of the patients admitted for indoor treatment.

Neurology Service

The Clinic is open on Tuesdays and Thursdays from 12-00 Noon onwards.

During the year 184 new cases were treated and examined in addition to 336 old cases coming for follow-up. 47 cases were admitted from those attending the O. P. D. clinic in addition to the cases transferred from other services of the Hospital.

National Institute of Health, Bethesda, U.S.A., has sanctioned a grant of Rs. 1,58,462 for research project entitled "Collaborative Neurological investigations of Cerebro-vascular Disorders".

Neuro-Surgery

The Out-patient clinic is open on Tuesdays, and Fridays from 12-00 Noon onwards.

During the year 364 new and old cases were examined and treated. 104 cases were admitted for indoor treatment. During the year under report 118 operations were performed.

Orthopedic Department

During the year 17,592 new and old cases were examined and treated. 1,735 cases were admitted for indoor treatment. 1,073 operations were performed.

On 9th August 1968 an operation carried on in which a patient's upper limb which was completely severed through above the elbow was re-implanted. Though the operation was a technical success, the distal re-attached limb could not survive due to infection and subsequent ischaemia.

Rheumatic and Collagen Diseases Department

The O. P. D. clinic is open on Saturdays from 2 P.M. onwards.

The attendance at the clinic is on increase and at every service 6 to 10 new patients, and 50-60 follow-up cases attend.

7 cases were admitted for indoor treatment from the clinic.

Thoracic Surgery Service

The O. P. D. clinic is open on Tuesdays from 11 A.M. onwards.

During the year 195 new and 256 old cases attended the Out-patient department. 136 operations were performed on the patients admitted for indoor treatment.

Genito-Urinary Surgical Service

The O. P. D. Clinic is open on Thursdays from 12.00 noon onwards.

During the year 96 new and 119 old cases were examined and treated. During the year 110 operations were performed.

Plastic Surgery Service

The O. P. D. Clinic is open on Wednesdays between 12.00 noon onwards.

During the year 185 new cases attended the department, in addition to regular follow-up cases. 175 patients were admitted for surgery and 180 operations were performed.

Eye Bank

The Clinic is open on Thursdays from 12-30 P.M. onwards.

During the period from 1-1-1968 to 31-12-1968 new cases were examined at the clinic in addition to a regular follow-up of cases which were on average 8 per clinic. 40 patients were admitted for indoor treatment and 39 operations were performed.

Response for donation of eyes was on the increase.

Family Welfare Planning Clinic

The attendance at the clinic was found to be on the increase and during the year 20,369 persons attended the clinic and 27,804 persons were visited at home for new contact and follow-up. Contraceptives costing about Rs. 17,913.98 were supplied to the persons attending the clinic. During the year 334 vasectomy and 2418 sterilisation operations were performed.

Department of Radiology

During the year under report, the following diagnostic and Therapeutic work was done in the department.

Flouroscopy	...	64,000
Total X-Ray plain	...	23,324
Ba. Meal and Enema	...	1,213
I. V. P.	...	410
Carotid Angiography	...	105
Bronchography	...	91
Myelography	...	58
Splenography	...	36
Aortography	...	82
Mysterosalphingography	...	36
Ventriculography	...	21
P. E. G.	...	35
Ascending Pyelography	...	20
Cholecystography	...	56
Cholengiography	...	6
Cystogram	...	16
Urethography	...	11
Sinusography	...	21
Pelvimetry	...	67
Tomogram	...	15
Placentography	...	2
Vaginography	...	2
Cardiac Catheterization	...	1

Deep X-Ray therapy was given to 15 patients only, as the machine was out of commission for some time.

Endocrinology Department

The Clinic is open on Mondays and Fridays from 2 P.M. to 4 P.M.

During the year 312 new cases and 1,471 old cases were examined and treated at the O. P. D.

Preventive and Social Medicine Department

The department provided clinic service to two types of Socio-occupational groups—Sweepers at Arthur Road and Office goers at Gilder Lane.

The record of the Clinic service for the year 1968 is as follows:—

Group	No. of Clinic Sessions held.	No. of 1st Visit	No. of re-visits.	Total
Arthur Road	... 195	67	4,302	4,569
Gilder Lane	... 42	1	255	256
Total	... 237	68	4,557	4,625

During the year "Tuberculin" testing was carried on 8,014 children attending O. P. D. clinic as against 5,770 for the previous year. B. C. G. vaccination was administered to 1,889 new born and 1,319 children attended paediatric O. P. D. and school clinic of the hospital.

Home visits were undertaken as usual and small-pox vaccination was given to the new born children. Health Education classes were held once a week at the O. P. D. Clinic and once a week in the Arthur Road Chawls.

Community Health Service at Bandra

This was commenced in November 1968. The project is in collaboration with the Sodality House. Thrice a week, visits are made to the Behrampada Slums in Khernagar in Bandra. This is a community of 10,000 population. Medical Relief work is being carried out in this population by the staff of the Department of Preventive and Social Medicine and the Sodality House.

Audiology and Speech Therapy Department

During the year 1,646 new cases were registered as against 1,705 for the previous year. Average daily attendance increased to about 40-45 as against 35-40 for the previous year.

The break up of the different cases treated at the department is as under:—

Deafness	...	256
Stammering	...	219
Dyslalia	...	60
Laryngectomy	...	23
Mental Retardation	...	37
Cerebral Palsy	...	9
Aphasia	...	15
Cleft plate	...	23
Audiogram	...	726
Dysarthria	...	12
Delayed in speech and Language	...	74
Undiagnosed	...	118
Dysphonia	...	61
For Observation	...	3
Total	...	1,646

10 fresh admission were made for B.Sc. (A. S. T.) part I by the Audiology and Speech Therapy School affiliated to the University of Bombay since 1967.

Out of 10 students who appeared for B.Sc. Part I examination 8 were successful and one was allowed to keep terms subject to her passing the examination in October 1968. One candidate failed.

School Clinic

The clinic worked in three services *viz.*, Paediatric, Aural and Ophthalmic from Monday to Friday between 2-30 P.M. to 4-30 P.M.

Attendance

Service.	New.	Old.	Total.	Referred.
Paediatric	... 625	4,671	5,296	...
Ophthalmic	... 387	2,159	2,546	255
Aural	... 595	4,906	5,501	647
Total	... 1,607	11,736	13,743	902

During the year 159 children were operated for Tonsils, 7 for Mastoid and 2 for diseases of eye. Glasses were given to 100 children. Calipers with foot to one.

Nursing Staff

During the year 37 students passed General Nursing examination Part II and 31 students passed the mid-wifery examination.

Poor Patients Fund

Donations to the extent of Rs. 3,050.00. were received during the year in addition to Rs. 21,521.17 collected from the boxes kept in the wards and, O. P. Ds. of this hospital.

An amount of Rs. 10,145.39 was spent from the fund towards Medicine, Drugs etc., for the Poor patients.

Health Check-up Centre

296 citizens took benefit of this facility during the year.

The Health Check up centre is open on week days from 6 P.M. to 7-30 P.M. and on Saturdays from 2 P.M. to 2-30 P.M.

Annual Expenditure

The total expenditure incurred on the maintenance of the Hospital including liabilities at the end of the year amounted to Rs. 54,78,309 as against Rs. 49,36,373 for the previous year.

Appendices 1 to 9 give the information about the work of the Hospital in statistical form.

TOPIWALA NATIONAL MEDICAL COLLEGE

The College has been permanently affiliated to the University of Bombay for teaching the courses of studies leading upto M.B., B.S. and B.Sc. (Med.) Degree examinations.

The College is affiliated with the College of Physicians and Surgeons of Bombay for Post-graduate diploma courses.

The College has been affiliated to the University of Bombay for teaching the courses of studies leading to B.Sc. (Audiology and Speech Therapy) Degree Examination on temporary basis.

Admission

The number of undergraduate students on the roll at the close of the year was 639 out of which 285 were lady students. The number of Post-graduate students was 198 including 66 ladies. Students registered for Diploma courses of the College of Physicians and Surgeons of Bombay were 78 including 22 lady students.

The arrangement of sending students to the L. T. M. G. Hospital, Sion, for clinical training was discontinued from 20-3-1969 as the bed strength of the B. Y. L. Nair Charitable Hospital was raised in January 1969.

Lectures, Seminar and Research

During the year, Clinico-Pathological Conference and Clinical Meetings were held.

Research Society

The Research Society is functioning at these institutions since September 1964. Registered under Societies Registration Act and Public Trust Act, the Society is exempted from paying income tax under Section 35 and 80G.

The assistance of the Society is made available to the members of the Staff for their research activities by sanctioning suitable grants and arranging the typing of their research papers.

The affairs of the Society are managed by the Executive Committee comprising 15 members including the Dean as the *ex-officio* President, Municipal Commissioner as *ex-officio* member and three co-opted members.

The Society publishes a bimonthly "NEWS LETTER" giving the information about departmental activities of an academic nature, news about awards of fellowships, Scholarships etc., awarded to staff members, new appointments, resignations and retirements and also the arrival of new books in the Library.

Upto the end of February 1969, the Society had sanctioned 27 projects with a total grant of Rs. 94,438.00 out of which study grants worth Rs. 47,517.00 were received from Pharmaceutical firms. Further the Society has been fortunate in receiving an *ad-hoc* grant of Rs. 25,000 and grant-in-aid of Rs. 20,000 from Municipal Corporation of Greater Bombay during the month of January 1969 and May 1969, respectively.

*A person who desired to remain anonymous had donated an amount of Rs. 15,000 to this hospital in memory of (i) Smt. Khemibai Vishindas Ramchandani and (ii) Smt. Parvatibai R. Ramchandani.

The interest thereon is credited to the Poor Patients' Fund and utilised for the poor and needy patients.

University and College Prizes

List of Prizes awarded in the year 1968-69 :-

Name of the Student.	Name of the Prizes awarded.
(1) Shri S. A. Kamat ...	(1) Dr. W. B. Bhawe Memorial prize. (2) Shri Doongershi A. Karia's prize for securing highest total of marks at the II M.B., B.S. Examination held in April 1968. (3) Dr. Maneck Billimoria Prize for securing highest marks in Path. at the II M.B., B.S. Examination held in April 1968.
(2) Smt. S. S. Iyer ...	Dr. H. A. Maniar's prize for securing highest number of marks in Forensic Medicine at the II M.B.B.S. Examination held in April 1968.
(3) Shri U. G. Gadaria ...	(1) Dr. V. G. Rele's Scholarship and (2) Dr. S. S. Rau Prize for securing highest number of marks in Pharmacology at the II. M.B.B.S. Examination held in April 1968.
(4) Shri A. G. Shirodkar	(1) Dr. A. L. Nair Scholarship for the year 1968. (2) Dr. E. S. Shankar Narayan Iyer's Prize for the year 1968.
(5) Shri D. M. Shah ...	Dr. L. H. Hiranandani entrance scholarship for the year 1968.
(6) Shri A. V. Kamdar ...	Dr. D. V. Patel's scholarship for the year 1968.
(7) Shri M. B. Kukreja ...	Mrs. Jane Patrao Scholarship for the year 1968.
(8) Smt. A. M. Borges ...	Dr. A. L. Nair Scholarship in the competitive examination in Medicine held in August/September 1968.
(9) Smt. A. M. Borges and Shri H. C. Buch.	Dr. A. L. Nair Scholarship in the competitive examination in Surgery in August 1968 is equally distributed.
(10) Shri Vaddadi Krishna Rao S.	Dr. Lalkaka Prize each Rs. 100 for the competitive examination in Psychiatry held in November 1968.
(11) Shri A. G. Kothari ...	(1) Dr. D. D. Variava's Prize in Anatomy October 1968. (2) Dr. D. D. Sathy's Prize in Anatomy October 1968.
(12) Shri F. C. Dastoor ...	Dr. S. B. Parchure's Prize in Physiology October 1968.
(13) Smt. K. K. Deshmukh	Dr. G. P. Nair's scholarship in Embryology, October 1968.
(14) Shri A. G. Kothari ...	Mahatma Gandhi Memorial Prize in securing highest total marks at the I M.B.B.S. Examination held in October 1968.
(15) Smt. G. T. Rindani and Smt. S. L. Shevde.	Dr. P. F. Soonawalla Gold Medal in Medicine (equally distributed October 1968).
(16) Smt. G. T. Rindani ...	Dr. A. L. Nair Memorial Gold Medal in Surgery, October 1968.
(17) Shri R. L. Bangel ...	(1) Dr. D. B. Pandya's Prize in books. (2) Smt. Gopikabai Narayan Karande's Prize in Obst. & Gyn. October 1968.
(18) Smt. S. L. Shevde ...	(1) Snehatrani Ranade Paritoshika in Obst. and Gyn., October 1968. (2) Dr. Parab Memorial Prize in securing highest total of marks at the III M.B.B.S. Examination held in October 1968.

Library

The working hours of the library are from 8-30 A.M. to 11-00 P.M., on working days, 8-30 A.M. to 7-00 P.M., on Saturdays and from 9-00 A.M. to 1-00 P.M. on Sundays.

The total number of books added to the library was 1,206 as against 1,063 during the previous year. Out of these 254 were donated to the library. Our grateful thanks to the donors.

The College subscribed to 213 periodicals as against 202 during the last year. 108 were presented to the library. In all the library had 321 periodicals as against 309 during the last year.

The number of books and periodicals issued on the premises to the undergraduates postgraduates, the teaching staff of the Hospital and College and to the post-graduates, teachers and reserach workers who visited the library from other institutions was 99,493 as against 93,684 during the previous year.

3,237 books and periodicals were issued out of the library to the teaching and the resident staff of the B. Y. L. Nair Charitable Hospital and the T. N. M. College as against 2,529 during the last year. 49 bound volumes were borrowed from the various institutions participating in the inter-loan scheme and 51 were loaned out to them.

A sum of Rs. 15,000 was sanctioned to this library for the year 1968-69 for the purchase of books etc., by the University Grant Commission.

11 books were written on. 505 volumes of periodicals were added to the library.

The College library had, at the end of the year, 15,492 books as against 14,297 of the previous year and 5,696 bound volumes as against 5,191 of the previous year.

Gymkhana and Other Activities.

National days were celebrated. The Annual College Day was celebrated on 27-1-1969 when Dr. P. V. Cheriai, Governor of Bombay was the chief guest.

Annual Cost and Revenue.

The total expenditure of the College amounted to Rs. 20,70,594.00 during the year ending report as against Rs. 13,73,710 during the previous year. The net revenue of the College by way of Tuition Fees, Miscellaneous receipts etc., amounted Rs. 3,06,520.76 as against Rs. 2,94,313.33 for the previous year.

T. H. RINDANI,
Dean,
B. Y. L. Nair Charitable Hospital and
Topiwala National, Medical College, Bombay 8.

APPENDIX No. 1

The number of beds in the hospital was 336. They were fully occupied during the year under report. They were distributed as under:—

Department	Male	Female	Children	Total
Medical	60	24	...	84
Surgical	62	18	...	80
Ophthalmic	10	6	2	18
Gynaec	...	20	...	20
Skin and V. D.	12	2	2	16
Aural	9	5	2	16
Orthopaedic	11	7	2	20
Obstetric	...	40	...	40
Paediatric	25	25
Tuberculosis	7	7
Dental	2	2	...	4
Others	4	2	...	6
Total	177	126	33	336

APPENDIX No. 2

Particulars of in-door and out-door patients treated during the year 1968 and 1967, Number of operations, etc.

Particulars.	FIGURES FOR	
	1968	1967
'A' In-patients		
(1) Scheduled strength of beds	...	336
(2) Daily average number of in-patients	...	496.98
(3) Total number of new in-patients treated	...	25,519
(4) Average number of days each patient was resident	...	7.13
'B' Out-patients		
(1) Total number of new out-patients	...	1,54,232
(2) Daily average number of new out-patients	...	504.03
(3) Total number of out-patients attendance (excluding Casualty cases)	...	3,48,846
(4) Daily average number of out-patients attendance	...	1,204.47
(5) Total number of Casualty patients	...	19,722
'C' Operations		
(1) Total number of Operations on in-door patients	...	7,889

APPENDIX No. 3

Relative cost per In-patient and Out-patient per day during 1968-69 and Previous two years.

Particulars	1968-69	1967-68	1966-67
	Rs. P.	Rs. P.	Rs. P.
In-patient	20.43	17.62	15.93
Out-patient	2.80	2.46	1.51

APPENDIX No. 4

Statement showing the details of cost per In-patient per day for 1968-69 and previous two years.

Year	Diet	Drugs Dressing, etc.	Stores and Linen	Heating Lighting and repairs	Establishment	Total
	Rs. P.	Rs. P.	Rs. P.	Rs. P.	Rs. P.	Rs. P.
1968-69	2.40	6.06	0.71	0.51	10.75	20.43
1967-68	2.19	5.21	0.60	0.38	9.24	17.62
1966-67	1.89	3.93	0.50	0.28	9.33	15.93

APPENDIX No. 5

Statement showing the Average Cost per Out-patient per day for 1968-69 and previous two years.

Year.		Drugs	Stores	Heating	Establishment.	Total.
		Dressing, etc.	and Linen.	Lighting & Repairs.		
		Rs. P.	Rs. P.	Rs. P.		Rs. P.
1968-69	...	1.21	0.11	0.09	1.39	2.80
1967-68	...	0.83	0.09	0.54	1.00	2.46
1966-67	...	0.64	0.08	0.06	0.73	1.51

APPENDIX No. 6

ACCIDENT CASES

The following table shows the number of accident cases treated during the year under report in comparison with that of the previous year.

Sex.	Treated in casualty Department.		Admitted through Casualty Department.			
	1968.	1967	1968	1967		
Male	...	13,607	23,041	1,713	1,775	
Female	...	2,467	4,652	629	537	
Children	Male	...	2,656	6,581	437	537
	Female	...	992	2,857	201	272
Total	...	19,722	37,131	2,880	3,121	

APPENDIX No. 7

Summary of In-patients classified according to Department and Sex for the period from 1-1-1968 to 31-12-1968.

Department.	Sex.	In the Hospital on Mid-night of 31-12-67.	Admitted during 1968.	Total.	Discharged during 1968.	Deaths.	In the Hospital on Mid-night of 31-12-68	
Medical	Male	107	4,200	4,307	3,864	351	92	
	Female	40	1,830	1,870	1,669	162	39	
	Total	147	6,030	6,177	5,533	513	131	
Surgical	Male	71	3,529	3,600	3,354	185	61	
	Female	27	1,085	1,112	1,015	75	22	
	Children	Male	9	610	619	574	26	19
		Female	3	272	275	263	11	1
	Total	110	5,496	5,606	5,206	297	103	
Ophthalmic	Male	8	362	370	359	...	11	
	Female	4	227	231	225	...	6	
	Children	Male	4	45	49	47	1	1
		Female	1	17	18	16	1	...
	Total	17	651	668	647	2	19	
Gynaecology	Female	19	1,039	1,058	1,025	10	23	
	Children	...	5	5	4	...	1	
	Total	19	1,044	1,063	1,029	10	24	
Skin and Venereal Diseases	Male	...	54	54	52	
	Female	...	21	21	21	
	Children	Male	...	1	1	1	...	2
		Female
	Total	...	76	76	74	...	2	

APPENDIX No. 7—Contd.

Department	Sex		In the Hospital on Mid-night of 31-12-67	Admitted during 1968	Total	Discharged during 1968	Deaths	In the Hospital on Mid night of 31-12-68	
Aural	...	Male	...	9	693	702	687	3	12
	...	Female	...	5	423	428	419	4	5
	Children—	Male	387	387	375	3	9
		Female	3	354	357	354	1
	Total	17	1,857	1,874	1,835	11	28
Orthopedic	...	Male	...	27	903	930	885	14	31
	...	Female	...	13	402	415	395	3	17
	Children—	Male	...	12	253	265	251	2	12
		Female	...	2	123	125	122	1	2
	Total	54	1,681	1,735	1,653	20	62
Paediatric	...	Male	...	16	1,765	1,781	1,548	207	26
	...	Female	...	14	1,254	1,268	1,059	198	11
	Total	30	3,019	3,094	2,607	405	37
Maternity	...	Female	...	51	4,480	4,531	4,452	19	61
	Total	51	4,480	4,531	4,452	18	61
T.B.	...	Male	...	9	248	257	233	18	6
	...	Female	2	2	2
	Total	9	250	259	235	18	6
Dental	...	Male	...	1	42	43	41	...	2
	...	Female	...	1	16	17	17
	Children—	Male	5	5	5
		Female	10	10	10
	Total	2	73	75	73	...	2
Cardiology	...	Male	...	1	71	72	57	11	4
	...	Female	44	44	35	7	2
	Children—	Male	...	2	9	9	6	2	1
		Female	6	6	5	1	...
	Total	3	128	131	103	21	7
Gastro-Enterology	...	Male	193	193	189	2	2
	...	Female	...	1	77	78	75	...	3
	Children—	Male	1	1	1
		Female
	Total	1	271	272	265	2	5
Psychiatric	...	Male	1	1	1
	...	Female	1	1	1
	Children—	Male
		Female
	Total	2	2	2
Rheumatic and Collegen Disease	...	Male	6	6	6
	...	Female	1	1	1
	Children—	Male
		Female
	Total	7	7	7

APPENDIX No. 7—Contd.

Department	Sex	In the Hospital on Mid-night of 31-12-67	Admitted during 1968.	Total	Discharged during 1968	Deaths	In the Hospital on Mid-night of 31-12-68	
Endocrinology	... Male	
	... Female	
	Children	... Male	
		... Female	
Total		
Neuro-logy	... Male	...	4	29	33	31	...	
	... Female	7	7	5	...	
	Children	... Male	1	
		... Female	
Total	...	4	37	41	37	...		
Neuro-surgery	... Male	42	42	40	2	
	... Female	10	10	10	...	
	Children	... Male	4	3	3	1
		... Female	3	3	2	1
Total	59	59	55	4		
Plastic Surgery	... Male	8	8	8	...	
	... Female	6	6	6	...	
	Children	... Male	5	5	5	...
		... Female	6	6	6	...
Total	25	25	25	...		
Gastro-Enterology Surgical Service	... Male	206	206	206	...	
	... Female	42	42	41	1	
	Children	... Male	1	1	1	...
		... Female	1	1	1	...
Total	250	250	249	1		
Thoracic-Surgery	... Male	9	9	9	...	
	... Female	1	1	1	...	
	Children	... Male	
		... Female	
Total	10	10	10	...		
Genito-Urinary Surgical Service	... Male	59	59	59	...	
	... Female	13	13	13	...	
	Children	... Male	1	1	1	...
		... Female	1	1	1	...
Total	73	73	73	...		
Grand Total	...	464	25,519	25,983	24,170	1,322	491	

APPENDIX No. 8

Summary of out-patients classified according to Departments and sex for the year 1968

Department	Sex	O. P. D. New cases	Casualty cases	O. P. D. Old cases	Total Attendance	
Medical	... Male	...	24,207	487	27,900	
	... Female	...	11,821	267	15,352	
	Total	..	36,028	754	43,252	
Surgical	... Male	...	20,782	10,571	30,205	
	... Female	...	6,309	1,765	7,280	
	Children	... Male	...	5,809	2,083	4,747
		... Female	...	3,330	774	3,716
	Total	..	36,229	15,193	45,948	

APPENDIX No. 8—Contd.

Department	Sex	O. P. D. New cases	Casualty cases	O. P. D. Old cases	Total Attendance
Ophthalmic	... Male	5,302	8,589	4,675	10,835
	... Female	2,022	26	1,577	3,625
	Children ... Male	501	22	819	1,342
	... Female	398	5	573	976
	Total ...	8,223	911	7,644	16,778
Gynaecology	... Female	3,890	12	6,866	10,768
	Children ... Female	1	2	...	3
	Total ...	3,891	14	6,866	10,771
Skin and Venereal Diseases	... Male	6,516	3	5,437	11,956
	... Female	2,444	...	2,158	4,602
	Children ... Male	1,553	...	1,278	2,831
	... Female	1,227	...	948	2,175
Total ...	11,740	3	9,821	21,564	
Aural	... Male	4,399	74	4,125	8,598
	... Female	2,469	17	2,635	5,121
	Children ... Male	1,678	16	1,739	3,433
	... Female	1,346	13	1,271	2,630
Total ...	9,892	120	9,770	19,782	
Orthopedic	... Male	2,933	1,613	7,369	11,915
	... Female	1,395	299	2,259	3,953
	Children ... Male	756	398	1,410	2,564
	... Female	486	123	984	1,593
Total ...	5,570	2,433	12,022	20,025	
Paediatric	... Male	8,563	137	9,501	18,201
	... Female	7,129	75	8,445	15,649
Total ...	15,692	212	17,946	33,853	
Ante-Natal	... Female	3,813	80	7,885	11,778
	Total ...	3,813	80	7,885	11,778
Post-Natal	... Female	539	...	3,012	3,551
	Total ...	539	...	3,012	3,551
T.B.	... Male	476	1	942	1,419
	... Female	237	..	463	700
	Total ..	713	1	1,405	2,119
Cardiology	.. Male	298	..	438	736
	.. Female	146	..	97	243
	Children .. Male	39	39
	.. Female	28	28
Total ..	511	..	535	1,046	
Psychiatric	.. Male	601	..	380	981
	.. Female	323	..	46	369
	Children ... Male	18	..	1	19
	.. Female	14	..	2	16
Total ..	956	..	429	1,385	
Gastro-Enterology	... Male	169	...	494	663
	... Female	48	...	182	230
	Children ... Male	3
	... Female	3	3
Total ...	220	...	676	896	

APPENDIX No. 8—Contd.

Department	Sex	O.P.D. New cases	Casualty Cases	O.P.D. Old Cases	Total Attendance	
Dental	Male	
	Female	
	Children	Male
		Female
	Total	
Genito Urinary Surgical Service	Male	88	...	79	167	
	Female	4	...	3	7	
	Children	Male	1	1
		Female
	Total	93	...	82	175	
Preventive and Social Medicine	Male	13	...	427	440	
	Female	10	...	1,753	1,763	
	Children	Male	6	...	1,208	1,214
		Female	7	...	1,157	1,164
	Total	36	...	4,545	4,581	
Rheumatic and Collagen Diseases	Male	28	...	176	204	
	Female	42	...	3	45	
	Children	Male	1	1
		Female	1	1
	Total	72	...	179	251	
Neuro-Surgery	Male	71	...	417	488	
	Female	20	...	69	90	
	Children	Male	8	...	18	26
		Female	2	...	17	19
	Total	101	...	521	623	
Neurology	Male	33	...	293	326	
	Female	7	...	97	104	
	Children	Male	8	8
		Female	1	...	10	11
	Total	41	...	408	449	
Plastic Surgery	Male	6	...	43	49	
	Female	3	...	2	5	
	Children	Male	3	3
		Female	2	2
	Total	14	...	45	59	
Gastro Enterology Surgical Service	Male	111	...	17	128	
	Female	11	...	3	14	
	Children	Male	2	2
		Female
	Total	124	...	20	144	
Thoracic Surgery	Male	10	10	
	Female	2	2	
	Children	Male
		Female
	Total	12	12	
Physiotherapy	Male	22,335	22,335	
	Female	8,577	8,577	
	Children	Male	6,054	6,054
		Female	4,359	4,359
	Total	41,325	41,325	
Grand Total	...	1,34,510	19,722	2,14,336	3,68,568	

APPENDIX No. 9.

TOPIWALA NATIONAL MEDICAL COLLEGE

Number of students as on 31st March 1969 :—

Class			Male	Female	Total
III M.B.B.S.	...	III Term	21	5	26
Do.	...	II Term	25	43	68
Do.	...	I Term	34	32	66
II M.B.B.S.	...	III Term	48	51	99
Do.	...	II Term	28	21	49
Do.	...	I Term	53	52	105
I M.B.B.S.	...	II Term	92	47	139
Do.	...	I Term	...	1	1
III M.B.B.S.	...	Casuals	2	...	2
Do.	...	Cond. Casuals	14	20	34
II M.B.B.S.	...	Casual	...	1	1
II M.B.B.S.	...	Cond. Casual	1	...	1
I M.B.B.S.	...	Casuals	32	10	42
I M.B.B.S.	...	Cond. Casuals	1	...	1
I M.B.B.S.	...	Seniors	3	2	5
Total			354	285	639

Dr. Bhajekar (Surgical) Hospital

This Hospital with a scheduled bed strength of 45 is attached to the B. Y. L. Nair Charitable Hospital and is under the overall administrative control of the Dean, B. Y. L. Nair Charitable Hospital.

Patients attending Nair Hospital and needing Surgical operations, such as Hydrocoele, Hernia, Piles, Fistula, Fissure, Verecose vein, Appendix, Vasectomy etc., are admitted and operated at Dr. Bhajekar Hospital. An out patient department also functions on Saturday at Dr. Bhajekar Hospital and patients are admitted. Out of 45 beds, 11 beds are reserved for Orthopedic cases.

Orthopedic patients from Nair Hospital and needing routine treatment are transferred to Dr. Bhajekar Hospital to reduce overcrowding in orthopedic wards and admit new cases requiring active and urgent treatment.

The Honorary Surgeons from Nair Hospital attend to the patients at Dr. Bhajekar Hospital, in rotation. A. M. O. at the Nair Hospital looks after the general working of the Dr. Bhajekar under the overall supervision and control of the Dean.

During the year 395 new cases were examined at O. P. D. 1,165 patients were admitted for indoor treatment out of which 1,123 were on Surgical and 42 were on orthopedic side. Total number of operations performed was 997.

The expenditure of the hospital for the year 1968 amounted to Rs. 62,904.00.

A scheme for conversion of this Hospital into a Burns and plastic Surgery Hospital with a bed strength of 40 is under active consideration.

T. H. RINDANI,

Dean,

*B. Y. L. Nair Charitable Hospital,
T. N. M. College, Bombay-8.*

THE NAIR HOSPITAL DENTAL COLLEGE

The College conducts a four years' Course in Dentistry leading to the B. D. S. Degree of the University of Bombay. The College also conducts Post graduate Course in 7 subjects since June 1959.

The College is recognised as a Training Centre in India to train candidates for L. D. S., R. C. S. (Eng.) Examination and Fellowship in Dentistry Examination of the Royal College of Surgeons, England and Edinburgh.

The admission standard for student is a pass in the Intermediate Science Examination of the University of Bombay or an examination equivalent to and the course extends for four years.

During the year under report 48 students including 9 ladies passed the Final B. D. S. and M. D. S. Examinations.

The following are the principal departments of the College.

1. Examination and Treatment Planning Department.
2. Exodontia Department.
3. Operative Department.
4. Prosthetic Department.
5. Orthodontia Department.
6. Periodontia Department.
7. Pedodontia Department.
8. Dental Pathology.
9. Dental Radiology.
10. Maxillo-Facial and Plastic Surgery Department.

The College has an academic Council to look after the academic affairs of the College.

The College has 123 Dental Chairs, 104 Dental Units, 4 Dental X-Ray Machines and other equipments, to give treatment on the most modern lines.

Students' Gymkhana

The College has provided all the facilities for indoor and outdoor sports.

Resume of work done in the clinics

The total number of patients treated during the year under report was 69,831 (both in the morning and in the evening clinics) which included 29,564 Males, 21,669 Females and 18,598 Children. Details of the work done, operations performed, etc., are given in Appendix 'A' and 'B'.

During the year under report total revenue of Rs. 1,72,247.80 was collected by way of fees from students and patients as against Rs. 1,79,618.71 during the preceding year. The total expenditure incurred was Rs. 8,71,009 as against Rs. 7,57,395 during the preceding year.

Poor Box Fund

During the year under report 931 sets of the upper and lower Artificial Teeth, 475 Partial Sets of Teeth, and Repairs to 148 Sets of Teeth, were given free to Poor deserving patients from the Fund. The total amount in the Fund was Rs. 38,754.20 at the close of the year.

4,998 Municipal School Children were treated in the Clinics during the year.

M. S. N. GINWALLA,
L. D. Sc., D. D.S.,
M. Sc., F.I.A.O.S.
Dean,
N.H.D.C.

APPENDIX 'A'

Full Denture Sets.	1,370
Partial Sets	689
Repairs of Sets	260
Obturator's, Cleft Plate	15
Gold Bridge and Inlays	84
Silver Fillings	4,227
Porcelain Fillings.	946
Prophylaxis and pyorrhoea Treatment	9,540
Extractions under Local Anaesthesia	34,311
Surgical Extraction of Roots	1,306
Extractions under General Anaesthesia	904
Abscess Treatment	31
Surgical Removal Impacted Teeth	3
Orthodontia Appliances for Correction of teeth of children	2,000
Root Canal Treatment	577
Jacket Crowns	145
Alveotomy	92
Apicectomy	19
Gingivectomy	45

APPENDIX 'B'

Maxillo Facial and Plastic Surgery Department:—

List of Operations done

Sr. No.	Description	Nos.
1	Impressions	204
2	Biopsy	7
3	Oro antral fistula	4
4	Cysts	30
5	Fractures	35
6	Caldwell-Luc	8
7	Benign Tumours	36
8	Plastic & Reconstructive Surgery	26
9	Alveolectomies	12
10	Hara lip	6
11	Skin Graft	7
12	Subluxation (T. M. Joint)	3
13	Suturing of Wounds	5
14	Alveolar Abscess	43
15	Osteotomies	6
16	Maxillectomy	0
17	Apicectomy	16
18	Osteoarthrotomy & arthroplasty	0
19	Bone graft	4
20	Hemi, Mandibulectomy	0
21	Condytectomy	14
22	Ostomyelitis	5
23	Phinoplasty	4
24	Curettage	21
25	Glandexcision	3
26	Transplantation of Canni	8
27	Cleft plate	1
Total ...		508
Operations under L. A.		465
Operations under G. A.		43
Total		508

Lokmanya Tilak Municipal General Hospital and Annapurnabai Deshmukh Hospital for Women & Lokmanya Tilak Municipal Medical College Sion, Bombay 22

ADMINISTRATION REPORT

1968-69

The Lokmanya Tilak Municipal General Hospital, Sion, completed 21 years of its existence in 1968-69. A report of the staff position and the work done in the departments during the year under report in this institution, is given below :—

Administrative Staff.—Dr. V. N. Panse, M.D.M.P.H. (Columbia). Professor of Preventive and Social Medicine, Lokmanya Tilak Municipal Medical College, Sion, continued to look after the duties of the Dean, in addition to his own, of the Lokmanya Tilak Municipal General Hospital, and the Lokmanya Tilak Municipal Medical College, Sion, during the year.

Dr. (Smt.) A. S. Punde, M.D. (Bombay) held the post of Superintendent of the Lokmanya Tilak Municipal General Hospital, Sion during the year under report.

Lokmanya Tilak Municipal Medical College Sion.—The Lokmanya Tilak Municipal Medical College, Sion, started in November 1964. The first batch of the students completed the course of M. B. B. S. and 32 students were sent for the 3rd M.B.B.S. Examination in April 1969.

The total strength of the students of this college is as under :—

1st M.B.B.S.	73
2nd M.B.B.S.	136
3rd M.B.B.S.	114
			Total	...	323

A full-fledged programme of ward work is being conducted in Medicine, Surgery, Obstetrics and Gynaecology including the specialised departments and Clinical full time departments of Medicine, Surgery and Obstetrics and Gynaecology have also now started functioning.

The library facilities are available for the staff and the students and an amount of Rs. 65,000 is being spent annually on the purchase of books, journals, etc.

The following departments of the Lokmanya Tilak Municipal General Hospital are recognised for the clinical training to the under graduate students.

- (1) Paediatrics.
- (2) Orthopaedics.
- (3) Ophthalmology.
- (4) E. N. T.
- (5) Anaesthesiology.
- (6) Radiology.

Para-clinical departments *viz.*, Pharmacology, Pathology, Preventive and Social Medicine and Jurisprudence which have been functioning since June 1966 imparted training for the 2nd M. B. B. S. and the 3rd M.B.B.S. students.

New Department.—No new department was established during the year under report.

Indoor Patients.—The number of schedule beds in the Hospital is 507 and the distribution of beds according to the departments is shown in appendix no. 2. The total number of patients admitted for indoor treatment during the year under report was 39346 as against 37381, 36866 and 35958 during the preceding 3 years respectively.

The departmentwise distribution of the indoor patients admitted during the year 1968 is given below with the comparative figures of the previous year.

Serial No.	Name of the Department	Patients treated in	
		1968	1967
1	Medical	8,823	8,720
2	Surgical	8,096	7,791
3	E. N. T.	1,872	1,831
4	Ophthalmic	802	749
5	Skin	68	48
6	Dental	7	6
7	Paediatric	6,605	6,230
8	Psychiatric	75	60
9	Orthopaedic	1,844	1,423
10	Gynaec	2,028	1,948
11	Obstetrics	9,126	8,575
	Remaining on 31-12-68	786	Remaining on 31-12-67 737
		40,132	38,118

The statement giving the results of the treatment is as follows :—

Hospital	Cured	Relieved	Other-wise	Delivered	Left before delivery	Expired	Remaining on 31-12-68
L.T.M.G. Hospital	2,315	22,474	510	2,824	711
Annapurnabai Deshmukh Hospital for Women	367	2,398	310	6,587	1,458	38	140
TOTAL	2,682	24,872	820	6,587	1,458	2,862	85f

In addition to 2862 deaths among the adults there were 624 deaths due to prematurity, still birth and other causes of prenatal and neonatal mortality. The classification of the death according to their time of admission is given below :—

Within 24 hours of admission	After 24 hours of admission; but within 3 days	After 3 days of admission	Total Deaths
1457	387	1018	2862

Out-Patients.—Total number of patients treated in the Out-patient Department during the year under report was 412927 as against 583870, 68,5,399 68,78 923 during the preceding 3 years.

The highest in-patients and out-patients attendance on a single day 985 and 1947 respectively.

Paying Patients.—The scheme was given effect from 1st September 1951. Rs. 12 and Rs. 6 per patient per day are being charged for special room and general paying ward respectively. The number of patient admitted under the scheme during the last 3 years was as under :—

	1966	1967	1968
(1) General Paying Ward and Special Rooms	1,376	1,335	1,213
(2) No. of Operations performed on paying Patients—			
(a) Major	236	294	247
(b) Minor	248	290	281

Casualty Department.—2,64,49 accidents and other emergency cases were treated in the casualty department during the year under report.

Minor Surgery Department.—9,760 minor operations were performed in the Minor Surgery Department during the year under report.

Pathology Department.—1,69,469 investigations were carried out in the Department of Pathology and Bacteriology in 1968, 613 were carried out for the K. B. Bhabha Hospital and 974 autopsies were performed.

Anaesthesia Department.—During the year 1968-69 the total number of patients who received anaesthesia in various theatres and Minor Surgery Departments of the Hospital was 8,928.

Electro-Cardiography Department.—During the year 1968-69 Electro-cardiography tracing were taken on 5,520 patients.

Health Check-up Centre.—During the year under report 323 persons took advantage of the Health Check Up Centre. The centre works from 6-00 P.M. to 7-30 P.M. on week days and from 2-00 P.M. to 3-30 P.M. on Saturdays. It is closed on Bank Holidays and Sundays. Persons with apparent good health are checked and all routine examinations such as blood, urine, stools, screening, etc., are carried out on payment of Rs. 10. A card showing the results of the various investigations is given to the person. Special investigations such as X-Ray, etc., are carried out if required.

X-Ray Department.—The work done in the X-Ray Department during the last 3 years is shown in the table below:—

No.	Particulars	YEARS		
		1966	1967	1968
1	X-Ray (No. of Patients)	20,565	25,575	21,365
2	Screening	30,096	35,732	38,728
3	Barium meals & Enemas	1,079	873	925
4	Special Investigations	765	856	889
5	Cerebral Angiography	14	2	15
6	Aortography	18	14	21
7	Bronchography	34	32	43
8	Other Miscellaneous Investigations	709	808	810
9	Deep X-Ray	...	12	195

Dental Department.—1,6662 patients were treated in the Dental Department during the year for various tooth trouble.

Blood Bank.—The total number of blood samples collected including those from the voluntary donors was 5,272. The number of blood samples supplied for transfusion during the year was 5,272.

Physiotherapy and Occupational Therapy Departments.—The work done in these centres during 1968-69 is shown below:—

Serial No.	Department.	No. of Patients	Visits.
1	Physiotherapy Department	6,301	58,306
2	Occupational Therapy Department	6,954	57,140

Family Planning Centre.—A family planning centre is also run for the benefit of the patients attending the hospital. The work done in this centre during the year under report is given in the following statement:—

(1) No. of Vasectomy Operations performed	...	14
(2) No. of Sterilization Operations performed	...	466
(3) No. of loops inserted	...	3

School Clinic Department.—The school clinic Department started from 8-7-1965 at this Hospital has treated 3723 new and 8392 old cases from 254 different Municipal Schools from the suburbs during the year under report. 66 Tonsil Operations and 12 other Operations were performed on the School children. Spectacles were given to 44 children. Medicines worth Rs. 4,155.37 were supplied to the children during the year.

Medico-Social Service Department.—The work done by the Medico-Social Service Department during the year is given below:—

(1) Cases where medical help was given free of charge	...	5,072
(2) Long term tuberculosis cases handled	...	370
(3) Rehabilitation of Physically handicapped	...	654
(4) Cases interviewed and followed up for Social History	...	60
(5) Cases referred for spectacles donated by Lions Club	...	60

Medico Legal cases.—During the year 1968, the Residential Medical Officer attended the following courts for giving evidence in medico legal cases.

(1) Presidency Magistrates Courts in Bombay	...	824
(2) Sessions Court	...	31
(3) Coroner's Court	...	22
(4) Kalyan Court	...	2

Ambulance service.—As the casualty and out-patient departments have been shifted to the old barracks, around the clock ambulance service is maintained for reaching the admitted patients to the various wards.

Flying Maternity Squad.—The Flying Maternity Squad donated by the Indian Red Cross Society, Bombay Branch is doing valuable work to the lady patients when they are in difficulties of deliveries.

The service is kept alert round the clock. One registrar and one staff Nurse are attached to the Squad. Whenever a medical practitioner in the city or suburbs finds that a maternity case needs immediate special attention such as supply of oxygen, blood transfusion or hospitalization a call can be made to phone no. 471257 and the Flying Maternity Squad reaches there at the earliest and provides the necessary assistance.

During the year under report the squad attended 98 calls.

Dispensary.—The Dispensary work carried out in the dispensary of the hospital during the year under report was as follows—

(1) Out patients	3,33,964
(2) Inpatients	4,189
(3) Special Prescriptions	1,143

Nurses Training School.—During the year 1968-69, 51 student nurses were admitted for training in General Nursing and 40 for Midwifery; 44 student Nurses and 36 Midwifery nurses respectively passed.

Two nurses were sent for the Tutor's Course and one Nurse was sent for B. C. G. Vaccination training.

Library.—The Library was improved during the year under report:—

(1) Total No. of books as on 1-4-1968	...	4,865
(2) Total No. of books as on 31-3-1969	...	534
(3) Total No. of books added	...	438
(4) Total No. of books issued on premises	...	63,800
(5) Total No. of books issued home	...	1,600
(6) Total No. of Journals subscribed	...	225

The Library facilities are available for the staff and the students, approximately an amount Rs. 65,000 is being spent on purchasing book, journals, etc.

Recognition of the Lokmanya Tilak Municipal General Hospital.—The Hospital is affiliated to the University of Bombay for under graduate and Post-graduate studies. The hospital continued to be attached to the Topiwala National Medical College for clinical instructions to under graduate students in addition to training its own students from Lokmanya Tilak Municipal Medical College.

The hospital is also affiliated to the College of Physician and Surgeon of Bombay for its post-graduate studies.

Poor Box Charity Fund.—The amount in the Poor Box Charity Fund as on 31st March 1968 stood at Rs. 1,12,781.16. Collection from the Boxes, donations, sale of drugs and injections and other miscellaneous receipts during the year amounted to Rs. 1,25,202.68 and expenditure through the poor box charity fund amounted to Rs. 1,07,457.45. The total amount in the Poor Box Charity Fund as on 31st March 1969 stood at Rs. 1,30,526.39.

Certificates.—14,867 Certificates of different types were issued from this hospital to various patients during the year under report.

The Gift Shop.—A Gift Shop for the benefit of the patients has been started in the dispensary of this hospital, which has been considered as one of the activities of the Poor Box Charity Fund, and the proceeds realised there from are utilized for the benefit of the poor patients attending the Hospital. During the year 1968-69 medicines worth Rs. 13,728.68 were sold from the gift-shop.

Expenditure.—The approximate expenditure of the hospital for the year 1968-69 was Rs. 54,53,447.71 the details of the expenditure per patient per day as compared with the year 1966-67, 1967-68, 1968-69 is given below:—

Expenditure on per out-patient per day.

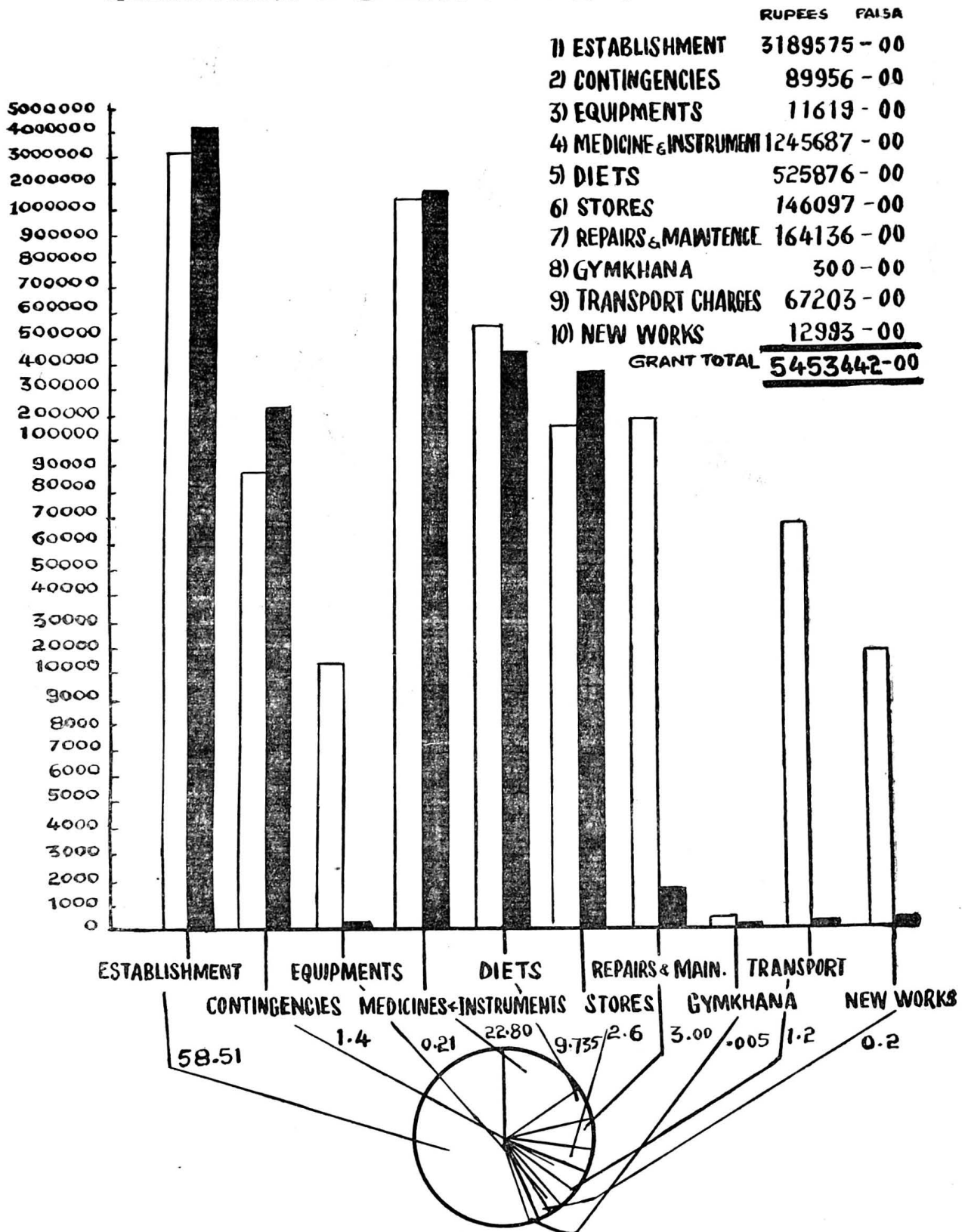
Year	Medicines Drugs and Equipment	Stores and Linen	Heating and Lighting	Miscel- laneous	Repairs to Buildings	Establish- ment	Total
	Rs.	Rs.	Rs.	Rs.	Rs.	Rs.	Rs.
1966-67	0.82	0.18	0.05	0.28	...	1.38	2.71
1967-68	0.90	0.25	0.04	0.13	0.01	2.41	3.74
1968-69	0.76	0.89	...	0.09	0.02	1.95	3.71

Expenditure on per In-patient per day.

Year	Diet	Medicines Drugs and Equipment	Stores and Linen	Heating and Lighting	Miscell- aneous	Repairs to Buildings	Establish- ment	Total
	Rs.	Rs.	Rs.	Rs.	Rs.	Rs.	Rs.	Rs.
1966-67	1.48	4.92	2.16	0.30	1.68	...	8.28	18.82
1967-68	1.44	4.50	1.25	0.20	0.65	0.05	12.05	20.14
1968-69	1.70	3.80	4.45	...	0.45	0.10	9.75	20.25

V. N. PANSE
for Dean
L. T. M. G. Hospital

Allocation of grants for the year 1968-69



YEAR	O.P.D. PATIENTS TREATED	IN PATIENTS OPERATION PERFORMED	DELIVERIES
1967	583870	37381	23310
1968	412927	39346	29876

APPENDIX No. 1

Distribution of Beds according to Departments:—

Department	Male	Female	Children	Total
(A) Non-Paying Beds :				
Medical	63	50	—	113
Surgical	56	26	9	91
Orthopaedic	15	5	3	23
Gynaec and Obstetric	—	90	—	90
Ear, Nose and Throat	12	4	8	24
Ophthalmic	12	8	4	24
Skin	7	7	3	17
Paediatric	—	—	48	48
Psychiatric	9	8	—	17
Total	174	198	76	447
(B) Paying Beds :				
Medical	12	6	—	18
Surgical	13	6	—	19
Gynaec and Obstetric	—	13	—	13
Total	25	25	—	50
(C) Beds Reserved for B.E.S.T. Undertaking Staff :				
Medical	5	—	—	5
Surgical	5	—	—	5
Total	10	—	—	10
Grand Total	209	223	75	507

APPENDIX No. 2

Summary of In-patients, Out-patients and Operations.

(A) In-Patients :				
(1) Strength of Beds	—	—	—	507
(2) Daily average No. of In-patients	—	—	—	843.9
(3) Daily average No. of Admissions	—	—	—	107.8
(4) Total No. of Indoor Admissions	—	—	—	39,346.0
(5) Average No. of days each patient was resident	—	—	—	7.8
(B) Out-Patients :				
(1) Total No. of New O.P.D. Patients	—	—	—	2,03,988
(2) Daily Average No. of new patients	—	—	—	668.8
(3) Total No. of old Out-patients	—	—	—	2,08,939
(4) Daily Average No. of old Out-patients	—	—	—	685
(5) Total No. of New and Old Out-patients	—	—	—	4,12,927
(6) Daily Average No. of New and Old Out-patients	—	—	—	1,353.8
(C) Operations :				
(1) Total No. of operations performed on In-patients	—	—	—	16,453
(2) Total No. of operations performed on out-patients	—	—	—	13,423

APPENDIX No. 3.

L. T. M. G. Hospital, Sion, Bombay, Poor Box Fund.

List of persons who have donated more than Rs. 50 during the year 1968-69.

Serial No.	Name.	Amount.
		Rs.
1	Anonymous*	15,000.00
2	H. C. Sebherwal	50.00
3	Kantaben Navin Parekh	51.00
4	Didarsing Bhogal	101.00
5	Time and Talent Club	80.00
6	T. Patel	74.00
7	P. S. Balkrishna for late K. A. Seeta	50.00
8	Jaikisan Bhasin	251.00
9	Gangubai Kondaji	51.00
10	American Women's Club	1,000.00
11	Lajwanti Fakirchand	51.00
12	Bombay Gandhi Smarak Nidhi	5,000.00
13	Dr. Jaggar	50.00
14	Zandu Pharma Ltd.	101.00
15	P. Ramanlal and Co.	100.00
16	Shroff Brothers	101.00
17	Anonymous	883.01
18	Rasiklal P. Aya	51.00
19	M. S. Kale	101.00
	Total	23,146.01

* A Well-Wisher who desires to remain Anonymous donated Rs. 15,000.00 in March 1968 in Memory of ' Smt. Khemibai Vishandas Ramchandani ' and Parvatibai R. Ramchandani. The interest on this is being credited to the Poor Box Fund maintained at this Institution and utilised for the benefit of poor and needy patients.

GROUP OF T. B. HOSPITALS, SEWRI

Administration Report for the year 1968-69.

Dr. S. A. Shah, M.D., D.M.R.E., D.P.H., T.D.D., F.C.C.P., held the post of the Medical Superintendent throughout the year.

The total number of beds for Pulmonary Tuberculosis cases at the disposal of the Bombay Municipal Corporation (Tuberculosis Service) was 1,288 as detailed below:—

Name of the Institution	Male	Female	Children	Total
(1) Group of T. B. Hospitals				
(a) Medical	367	240	35	642
(b) Surgical	96	62	...	158
(2) Isolation Centre attached to Ramkunwar Daftary T. B. Clinic	44	44	...	88
(3) Sarvodaya Hospital, Ghatkopar	250	150	...	400
Total	757	496	35	1,288

GROUP OF T. B. HOSPITALS, SEWRI

The total number of patients examined at the Registration Centre of the Group of T. B. Hospitals and put on waiting list during the year was 9,273.

The total number of patients in the various stages of pulmonary Tuberculosis treated during the year was 6,879, out of these 5,806 discharged as improved, 112 discharged as Non-Tuberculosis cases, 375 left against medical advice, 586 died and 750 remained under treatment at the close of the year. Mortality figures revealed the high incidence in the age group of 26-30. Ratio of death percentage of total treated was 7.7 Major lung operations were performed during the year is 806 cases.

FOLLOW UP OF DISCHARGED CASES

The total number of patients who attended the Group of T. B. Hospitals for Follow up examinations after discharge from the hospital was 2,516 during the year.

PUEUMO PERITONEUM REFILL WORK

171 P. P. Refills were given in the wards to the indoor patients of Group of T. B. Hospitals. Discharged patients on P. P. Refill treatment continued subsequent P. P. Refill at the Group of T. B. Hospitals. 686 P. P. Refills were given.

TEACHING

Clinical teaching in tuberculosis was given to batches of undergraduate medical students of Seth G. S. Medical College, and L. T. M. Medical College and to the post-graduate D.P.H. Students of Bombay University as in previous years.

Group of T. B. Hospitals and the four T. B. Clinics continued to be recognised for diploma course in Tuberculosis, i.e., T.D.D. by the College of Physicians and Surgeons, Bombay as well as for the degree course i.e., M.D. (Tuberculosis) by the University of Bombay.

RESEARCH WORK

During the year Group of T. B. Hospitals participated in the Second This cetazone Side-Effect co-operative investigation sponsored by the Medical Research Council of Great Britain.

RAMKUNWAR DAFTARY T. B. ISOLATION CENTRE, DADAR

Advanced infectious Tuberculosis patients are admitted to this centre primarily from the view point of segregation from the surrounding areas and symptomatic treatment. The total number of patients treated during the year was 516, of these 215 were discharged as improved, 163 as not improved, 79 left against medical advice and 59 died.

MUNICIPAL T. B. CLINICS

Four T. B. Clinics, viz., at Princess Street, Foras Road, Dadar and Khar continued to serve as diagnostic centres for Pulmonary Tuberculosis patients and treatment centres with specific anti-tuberculosis drugs. They also serve as out-patient centres for admission at the Group of T. B. Hospitals, Sewri or Sarvodaya Hospital, Ghatkopar (on Municipal beds). Health visiting is also performed through the T. B. Clinics. The total number of health visits during the year was 43,560. Total 84 P. P. refills were given at four T. B. Clinics.

Total number of out-patients attended and treated at the T. B. Clinics during the year was as below :—

Name of T. B. Clinic.	Total No. of patients attended.	T. B. Cases.	Non-T. B. cases.
(1) R. D. T. B. Clinic, Dadar	14,576	7,665	6,911
(2) Princess Street T. B. Clinic	16,486	3,157	13,329
(3) Foras Road T. B. Clinic.	7,347	3,171	4,176
(4) Khar T. B. Clinic.	13,355	3,176	10,179

EXPENDITURE

The average expenditure per patient per day at the G. T. B. Hospitals was Rs. 13.69. The expenditure on diet per patient per day was Rs. 2.66. The total annual expenditure on the Group of T. B. Hospitals amounted to Rs. 37,34,170 as against Rs. 36,04,492 during the previous year.

The rate of charges for the patient hospitalized at SarvoJaya Hospital, Chhatkopar, on behalf of the Bombay Municipal Corporation was Rs. 10 per patient per day with effect from 1st April 1968 and Rs. 2 per day vacant bed. The expenditure incurred on the patient accommodated on the reserved beds at the said hospital was Rs. 11,77,128 as against Rs. 10,43,880 for the previous year. The total expenditure on the four T. B. Clinics attached to the Group of T. B. Hospitals, Sewri, was Rs. 8,14,396. Thus the total expenditure incurred by the Corporation on Tuberculosis services was Rs. 57,25,673.

Poor Box collection including fees for issue of Medical Certificates was Rs. 10,777.47. This collection is utilised for the benefit of the poor and needy patients and incidental expenses in consequence.

S. A. SHAH,
Medical Superintendent,
Group of T. B. Hospitals

LEGAL DEPARTMENT

During the year under report, Shri A. M. Desai, M.A.L.L.B., Solicitor to Corporation, was in charge of the Legal Department.

This department attended to the following works :—

- (1) Suits and other proceedings in the Supreme Court, the High Court, City Civil Court, Small Causes and other Courts.
- (2) Appeals against the rateable value in the Small Causes Court.
- (3) Prosecutions and other cases in the Police Courts under the Municipal Act.
- (4) References from various departments on question of law.
- (5) All Conveyancing matters including sales, leases, Agreements, etc.
- (6) Amendments of the Municipal Act, Rules and Bye-laws.

During the year under report, 30,316 files were registered in the In-Ward Registers of the Legal Department. This includes files received from various departments, letters received from outside parties and letters addressed to outside parties or their Legal Advisors. Opinions were given on various departmental matters. Advices were also given on 123 documents.

The Department attended to the following matters in different Courts —

<i>I.—Supreme Court matters</i>	8
<i>II.—High Court—</i>	
(1) First Appeals	316
(2) Second Appeals	1
(3) Appeals from orders	208
(4) Letters Patent Appeals	5
(5) Civil Revision Applications	8
(6) Special Civil Applications	21
(7) Civil Applications	136
(8) Long Causes Suits	52
(9) Appeals before Division Bench	8
(10) Insolvency matters	28
(11) Company Petitions	7
(12) Writ Petitions	139
(13) Criminal Revision Applications, Criminal Appeals and— References	140
<i>III.—City Civil Court—</i>	
(1) Suits	1,941
(2) Miscellaneous Appeals	70
<i>IV.—Small Causes Court—</i>	
(1) Suits	87
(2) Assessment Appeals	104
(3) Garnishi Notices	42
(4) Municipal References	120
(5) Licence and Octroi Appeals, set back compensation cases and show cause notices....	63
(6) Appeals from order of Payment of Wages Court	6
(7) Full Court Applications	5
<i>V.—Police Court Cases</i>	44,504
<i>VI.—Labour Court—</i>	
(1) Cases before Industrial Tribunals	6
(2) Applications before Payment of Wages Courts...	109
(3) Cases before Labour Courts	140
(4) Cases before Motor Accidents Claims Tribunal	31
(5) Cases before Arbitrators	14
(6) Cases in the Workmens' Compensation Courts	7
<i>VII.—Municipal Inquiry Courts for conducting inquiries under Section 105B of the Bombay Municipal Corporation Act—</i>	
(1) Cases registered in the Index Register during 1968-69	3,120
(2) Cases conducted	4,672
<i>VIII.—Documents completed during the year—</i>	
(1) Conveyances	4
(2) Leases	Nil
(3) Certificates of sale	9
(4) Deeds of Transfers	3
(5) Deeds of Licence	2
(6) Agreements	15
(7) Indemnity Bond	15
(8) Cases for compensation for set-back land	347
(9) Cases for compensation in T. P. Scheme	96
(10) Advice matters in respect of Stamp duty, Town Planning, set-back, P. F. Claim, etc.	648

During the year under report, the costs recovered amounted to Rs. 28,259.53 paise.

The expenditure during the year amounted to Rs. 10,62,760. approximately.

A. M. DESAI,
Solicitor to Corporation.

EDUCATION DEPARTMENT

Smt. Madhuri R. Shah, B.A. (Hons.), M.Ed., Ph.D. (Bom.), Ph.D. (Lond.), continued to hold the office of the Education Officer during the year 1968-69.

I.—Municipal Schools, pupils and teachers, Municipal Schools and Classes

The number of Municipal Schools and Classes in Greater Bombay at the beginning and at the end of the year was as follows:—

	As on 31st March 1968.				As on 31st March 1969.			
	City	Suburbs	Extended Suburbr.	Total	City	Suburbs	Extended Suburbs.	Total
Schools ...	499	286	116	901	502	284	123	909
Classes ...	47	51	13	111	46	50	14	110
Total ...	546	337	129	1,012	548	334	137	1,019

The following changes took place in the number of schools and classes during the year under report:—

	City	Suburbs.	Extended Suburbs	Total
Number of classes opened	5	5
Number of schools opened	...	2	2	4
Number of classes converted into schools	...	1	5	6
Number of schools converted into Classes	1	1
Number of schools/classes amalgamated
Number of classes closed	1	1
Number of schools closed	2	2
Number of classes and schools taken over.	1	1

On the principle of providing higher standards for 35 children or more in the City and Suburbs and 25 children or more in the outlying areas, the number of classes of higher standards opened during the year under report is as under:—

Higher standard classes opened.	No. of classes opened
Standard V	...
Standard VI	21
Standard VII	21
	30

The total number of upper primary (including Vocational) and Lower Primary schools and classes was 615 and 404 respectively as against 594 and 418 during the preceding year.

The total number of pupils on roll at the end of the year in Municipal Schools and classes in Greater Bombay stood at 4,91,332 as against 4,81,211 in the previous year (*vide* Appendix I). Thus there was a net increase of 10,121 pupils in Municipal Schools and classes. The average attendance throughout the year was 441,261 as against 4,35,508 in the preceding year.

Teachers' in Municipal Schools

The total number of teachers in Municipal Schools during the last year was 13,893 out of which 654 were special teachers. The number stood at 13,900 (Special Teachers 614), during the year under report. Out of 13,286 ordinary teachers 12,985 (*i.e.*, 97.7 per cent.) were trained as against 12,838 out of 13,239 (*i.e.*, 96.9 per cent.) in the previous year.

The requirements of the teachers are assessed as per class room formula as adopted by the Education Committee.

Supervision of Municipal Schools

The Supervision of Municipal Schools continued as it was in the year 1967-68. 17 Administrative Officers are appointed and they are entrusted with full administrative work of all schools in the ward. The Beat Inspectors are entrusted with the work of effective supervision of the schools.

The position of Beats at the end of the year under report is:—

Marathi	...	28
Gujarati	...	8
Urdu	...	6
Hindi	...	4
South Indian	...	3
Sindhi, Enginglish Primary	...	1
Total	50

Teachers' Diaries and Pupils' progress cards and Registers continued to be maintained as usual, and parents were kept informed of the progress, conduct and attendance of their wards by forwarding the Progress Cards to them every month.

Double Promotion Examinations were conducted by the Inspectors of Municipal Schools in July 1968 as per rules.

Written examination of the pupils of Standards I to VII was held in the months of March and April 1969 by a Central Examination Board which included Superintendents, Asstt. Research Officers, Inspectors, Instructors and Teachers.

The following factors, Inter alia, hampered the progress of pupils in Municipal Schools.

- (1) Largeness of Classes.
- (2) Lack of suitable school buildings.
- (3) Inadequate facilities to pupils to study at home.
- (4) Economic conditions of the parents resulting in irregular attendance and long and continuous absence of pupils.

To avoid over crowding in classes and in order to facilitate proper attention to pupils, it was laid down that ordinarily, a class should not have more than 50 pupils. In schools housed in rented buildings over crowding on account of inadequate accommodation was an impediment in the way of efficient teaching. Out of 1,019 schools and classes about 688 schools and classes were required to be run in two sessions and more than two sessions for want of sufficient accommodation. This measure is hampering instructions and causes a lot of inconvenience to the pupils, teachers and parents. A programme of construction of new Municipal owned school buildings was restricted during the course of the year on account of paucity of funds.

As per the decision of the State Government, teaching of English was introduced in our schools in 1960. Refresher courses for the benefit of the teacher, teaching English language have been continued during the year under report with good response.

The existing curriculum for Standards I to VII as revised by the Government, is being followed in Municipal Schools.

As required under provision to Section 62BB of the Bombay Municipal Corporation Act and the City of Bombay Primary Education (Amendment) Act 1950, the same Text Books which were used during last year were used during the year under report in accordance with the directions of the Government. Changes in the use of text Books wherever effected were made with the sanction of the Government as per the provision to the above quoted section of the Act.

Rahimtulla Curimbhoy Municipal Urdu Teachers Junior College of Education, Imamwada

During the year under report, there were 94 trainees for D.Ed. Course of 2 years. The teaching staff included one Head Mistress, 4 Instructors and 4 part-time Instructors for teaching Special Subjects like Drawing, Drill, Music, Sewing, etc.

Ninety four trainees who were sent up for First year D.Ed. Examination held in April 1969, have been promoted to the IIInd year of the D.Ed. Course.

Municipal Urdu Teachers Junior College of Education Mahim

During the year under report, there were 33 trainees in the D.Ed. First Year Course. Teaching staff included one Head Master, two Instructors and one part-time craft Teacher for regular subjects and 2 part-time teachers for teaching special subjects.

In all 33 trainees appeared for the D.Ed. 1st year Examination held by the Government of whom 31 have been promoted to the IIInd year of the D.Ed. Course and two deputed teachers of Z. P. were allowed to attend the Ad hoc Course and have been allowed to resume their duty in schools with permission to appear for the final D.Ed. Examination in 1970.

Loan Scholarships

An amount of Rs. 75 per month was given as Loan Scholarship to Municipal untrained teachers who were under training at the Municipal Training Colleges or any other Training Institutes. This Scholarship was given to the teachers on their request only and was recovered by suitable monthly instalments.

The amount of Trust Funds, Prizes, Freeships, etc., interest on various Trusts and Endowments were distributed among the eligible pupils in accordance with the terms and conditions of the respective trusts.

School Furniture and Equipment

Amount spent for the supply of furniture articles, etc., out of loan fund of the year under report was Rs. 4,45,046.

6 New school buildings were added to the existing number of 193 during the year under report bringing the total number of 199 in Greater Bombay. On some Municipal School Buildings additional floors were constructed wherever possible thereby increasing number of class-rooms as additional accommodation for classes.

The school buildings at 12 places are under construction and extension in respect of certain school buildings are in progress. 545 schools (including classes) were accommodated in Municipal owned school buildings, 461 schools (including classes) were accommodated in rented buildings and 13 schools (including classes) were housed in rent free buildings.

While the number of pupils in Municipal Schools has been increasing from year to year, it has become practically impossible to acquire additional accommodation except by way of constructing buildings or extending the existing ones.

II.—Municipal Aided and Recognised Schools

Aided Schools

On 31st March 1969, the number of Aided Schools was 191 (107 in City, 52 in Suburbs and 02 in Extended Suburbs) as against 170 (103 in City, 41 in Suburbs and 26 in Extended Suburbs) in the previous year. The number of pupils in Aided Schools in the City, Suburbs and Extended Suburbs increased during the year under review from 43,518 to 52,998.

The average number of pupils on roll in Aided Schools during the year under review was 53,089 as against 43,209 in the previous year.

The average daily attendance was 48,802 (92 per cent.) as against 40,349 (93 per cent.) of the previous year.

The total number of teachers in Aided Schools as on 31st March 1969 was as under :—

	City	Suburbs	Extended Suburbs	Total
Ordinary Teachers	729	414	333	1,476
Special Teachers	93	75	20	188
Total	822	489	353	1,664

Out of 1,664 teachers 1,186 were trained and 478 were untrained as against 1,421 teachers in the preceding year out of whom 898 were trained, and 523 were untrained. The per centage of trained teachers in Aided Schools worked out to 71.21 which compared unfavourably with the percentage of trained teachers in Municipal Schools which was 96.9.

The power of administering grants to Aided Schools vests in the Corporation under Section 62(c)(3) of the Bombay Municipal Corporation Act.

The Municipal Corporation for Greater Bombay sanctioned several amendments to Grant in Aid Code for Approved Primary Schools with a view to liberalizing grants payable to Aided Schools. These amendments provide for better control of Private Primary Schools and for raising the maximum grant per pupil from Rs. 25 to Rs. 40 per annum. Schools charging a maximum of Rs. 8 as tuition fees will be eligible for Grant-in-Aid. Other amendments relate to control rates of fees, transfers, etc. These amendments have been sanctioned by the State Government in April 1968.

The Grant-in-Aid for the year 1968-69 sanctioned by the Corporation and paid to the schools amounted to Rs. 10,95,250. The Education Committee of the Corporation also sanctioned assessment of temporary grant to meet urgent demands of deserving schools.

Many petitions were received from teachers alleging injustice in regard to termination of service, pay scales and allowances, service conditions and leave rules etc. These grievances were rectified to the extent possible by constant contact with School Managements. The policy to grant Recognitions to new schools which adopted pay scales and allowances either on par with Municipal Scales or at the rate of 20 per cent. less than the Municipal rates was enforced.

Adoption of service conditions and leave rules as laid down in Grant-in-Aid Code was insisted. The practice of discouraging recognition and registration of school with untrained teachers and inadequate accommodation continued.

A large number of pupils including children of Government servants and armed forces sought assistance from this office for special admission to the classes in addition to the maximum number of pupils. Most of the applicants were those whose mother tongue was other than English. All the requests could not be complied with but efforts were made to accommodate as many pupils as possible in these schools by relaxing the rules. In order to raise the teaching efficiency of teachers working in private Primary Schools, symposiums and seminars were arranged. Similarly, several talks and exhibitions of books and slide projections were arranged by the Department for widening the interest and knowledge of teachers.

Unaided and Recognised Schools

Besides Aided Schools there were 371 (217 in City, 109 in Suburbs and 45 in Extended Suburbs) recognised schools as against 387 (227 in City 112 in Suburbs and 48 in Extended Suburbs) in the previous year. The number of teachers in these schools was 3,916 as on 31st March 1969 as against 4,070 teachers on 31st March 1968.

III.—Vocational Education

There are 33 Vocational Classes in 22 Vocational Schools: 16 Carpentry, 12 Tailoring, 1 Sign-board painting, 1 Printing, 1 Book-binding and 2 Clock-Repairing.

During the year under report, the Educational Guidance Centre conducted the following extra curricular activities:—

(a) Psychological Testing Programme for mentally subnormal pupils was conducted by the Professor of St. Xavier's Institute in 50 Centres in the City with the help of Vocational Counsellor and in all 2,500 pupils of 5 schools were tested.

(b) Lectures regarding Vocational Guidance to students of Std. X in Municipal Secondary Schools were given on the following topics:—

- (1) How to choose a career.
- (2) Technical Careers.
- (3) Medical Careers.
- (4) Commercial Careers.
- (5) How to prepare for examination.
- (6) How to develop memory.

The questionnaire answered by the students of Standard X revealed that the students found the vocational guidance activity very useful.

(c) Lectures on the following topics were given by eminent personalities in connection with "Career Conference" Programme.

- (1) S. S. C. what next?
- (2) Apprentice courses for non-S.S.C. students.
- (3) Careers in Defence Services.
- (4) Careers for girls.
- (5) Employment exchanges and their functions.

In this connection "Careers Exhibition" was organized and it was found useful to the students.

(d) The following activities were conducted in all the Science Clubs in Secondary Schools:—

- (1) Celebration of anniversaries of Scientists.
- (2) Lectures on Scientific topics.
- (3) Visit to factories, educational institutions etc.
- (4) Exhibition of films on science and of articles on "Safety".
- (5) Preparation of wall papers.

(e) Educational Guidance was given to the students of Std. IV to VII and cyclostyled sheets on "P.S.C. what next?" were distributed among the students of Std. VII.

(f) Lectures on the following topics were given to the teachers:—

- (a) Nature and function of memory.
- (b) Proper study habits.
- (c) How to prepare the students for examinations.

(g) As per plan, the following lectures were given to the students and teachers:—

- (1) The process of thinking and how to cultivate the habit of thinking.
- (2) The usefulness of memory and imagination and thinking in the process of education.
- (3) Thinking applied to science.
- (4) How to choose a career wisely.

IV.—Physical Education

The Government syllabus in Physical Education in Lower Primary Schools in the State continued to be followed in Municipal Schools this year also with suitable modifications to suit the local conditions which are the direct result of the shortage of open spaces and playgrounds adjoining the schools.

During the year under report, the Physical Education Section carried the following activities:—

(1) An Orientation Course was conducted in June 1968 in the form of meetings for implementing the programmes of physical Education ward wise more effectively and efficiently.

(2) *Refresher Class*.—Refresher Classes were organised for teachers on zonal basis by dividing the wards in 4 zones. The object was to acquaint them with syllabus in general and organization aspect of sports and competitions.

(3) *Physical Training Class*.—It was conducted from 2-12-1968 to 26-12-1968 at Gilder Tank Building. This consisted of various drills, games, lectures on organization and Administration etc., methods, films on sports, physical education etc., were shown to the trainees at the end of the course. The examination was held and the result was 88.2 p.c.

(4) *Annual Sport*.—Annual Sports were conducted at 107 Centres. This consisted of various competitions like running, skipping, spoon-marble race etc. The finals were held on 30-12-1968 and the sports champion-ships were awarded.

(5) *Model Schools*.—For this purpose there were 23 Centres and about 140 schools participated in the programme which consisted of items such as Mass P. T., Lezims, etc. This enabled the guardians etc., to know about physical education programme of the department.

(6) *Mass Drill*.—This was organized at two Centres viz., (1) St. Xavier's College Gymkhana Ground, Parel, (2) Kher Nagar Bandra on 20-2-1969 and 25-2-1969, respectively. More than 5000 children participated at each centre. Symbol Drill, Garba and Lezim and Skip Drill were special features of the Mass Drill. Both the functions were highly appreciated by Dr. R. N. Kulkarni, Mayor of Bombay and by Shri P. G. Kher, Minister of Urban Development, who were the Chief Guests.

(7) *Drill Games Competitions*.—This year the competition in Drills and games were held in each ward. This formed the following items :—

- (1) *Drill* : (1) Squad Drill/Marching.
(2) Assannas and Namaskaras.
(3) Stunts of Pyramids.
- (2) *Games*: (1) Langdi for boys and girls.
(2) Kabaddi and Khokho for boys.
(3) Dodgeball for girls.

(8) Some of the schools participated in the celebrations on 14th November and 26th January days organized by the Central Committee appointed by the Government of Maharashtra.

(9) *Orientation class for special teachers*.—During the year under report an Orientation class for Special Teachers was conducted from 24-3-1969 to 25-4-1969 to acquaint the special teachers with special methods of teaching in Maths and Science. The special teachers had also to handle academic subjects as well. This class also included (1) Instructions in Audio-Visual Aids, (2) Gymnastics and Rhythmics.

(10) *Educational Excursions*.—The pupils visited various spots like Victoria Garden, Kamala Nehru Park etc. This was conducted as a regular feature. This year the excursions were restricted to Std. III only due to the financial stringency of the Corporation.

(11) *Bal Bhavan Centre*.—The number of Centres was 30. The programme at these centres consisted of (1) A refresher class for the instructors where training in Craft, Painting etc., was given by experts in the field. (2) Competitions in crafts, drawing, painting were held at each centre. (3) Exhibitions of articles prepared by the children was organized at each centre. This activity gave full scope to the hidden talents of the pupils.

V.—Scouts and Guide Movement

Total number of Scouts, Cubs, is 12,336 while that of Guide and Bulbuls 10,176.

The following are some of the important activities that were conducted during the year under report :—

(1) *Explanatory Training Camp*.—This was held from 28-6-1968 to 30-6-1968 and 170 Scout/Guide teachers attended the camp which was held at Dahisar. It helped the teachers to get knowledge in scouting and guiding.

(2) *I Class Scout/Guide Rally*.—The scouts/Guide from Bombay Municipal Division participated in the Maharashtra State Bharat Scouts and Guidance Rally. Our scouts/guides did well in different projects on scout crafts.

(3) *The President Scout/Guide Rally*.—This was held at Delhi from 23-11-1968 to 27-11-1968. Eight President scouts/guides from Bombay Municipal Division attended the rally. The scouts/guides did well in the test given in scout craft.

(4) *Patrol Leaders Training Camp*.—This was conducted on Aarey Milk Colony Canteen ground from 16-11-1968 to 2-12-1968.

(5) *Cub/Bulbul excursion*.—This excursion was organized from 3-12-1968 onwards at Aarey Milk Colony Canteen ground.

(6) *Hikes for Scouts/Guides*.—These were organized for scouts/guides on patrolwise basis, in the vicinity of Vihar and Tulsi Lakes.

(7) *Advance Training Course*.—This course was organized by the Personnel appointed by the State Head Quarters for Scout/Guided and Cub/Bulbul teachers on the Aarey Milk Colony Canteen ground. It was for teachers who had put in two years work after preliminary training. The teachers were prepared for Himalaya Wood Badge Course which is the highest training in this field.

(8) *Scout/Guide Rally*.—This year only 8 zonal rallies were organized and scouting and cultural activities were staged.

(9) *Scout/Guide Sports*.—These were conducted on 8 zones. Instead of Morse type of signalling, Semaphor type has been introduced this year. Though this was the first year, nearly 20 teams participated and showed definite progress in this event. The final sports were conducted on Aarey Milk Colony Canteen ground. A three days camp was organized for it. In the final sports tests upto President Scout/Guide level were administered and projects involving more skill and efficiency were given. The patrols fared well.

(10) *Scout/Guide Week*.—This was celebrated from 30-11-1968 to 7-12-1968. During this week activities such as scout/guide rally camp fires, and exhibition on scout/guides activities were organised. A get-together was also arranged at Raj Bhavan where nearly 1,000 scouters and guiders participated.

(11) *Zonal and Sub-Centre's Meetings.*—The zonal meetings were arranged every month on zonal basis and sub-centre activities were conducted on two Saturdays every month. These meetings gave guidance to pupils and teachers.

V-A Audio Visual Education

Educational films on various subjects were shown to the school children by the Projectionists of this department in different wards. In addition to this some special shows were conducted for Medical Officer (Schools) as well as for Secondary school teachers and students in different wards.

The section took part in "The Book Fair Exhibition" and "Civic Exhibition" held in Topiwala Municipal School and Birla Kreedra Kendra respectively.

There are 200 Films and 100 film strips in the library and the Municipal hall are used for showing films to the children. We have Hindi and English films. About 100 films in different languages and on different subjects are proposed to be purchased from Government of India.

VI—Finance

The principal sources of income of Primary Education Department are (I) five times the actual net realisation of the Corporation in the preceding year under the head of General Tax (including arrears and payments in advance) divided by the rate fixed for the General Tax for the said financial year (II) Government grant towards Primary Education (III) Education Cess (IV) interest on Endowments and Investments. (V) Rent and other proceeds of properties. (VI) Interest on profits on investments of Surplus loan and other balances and (VII) other Miscellaneous Receipts.

The opening balance as on 1st April 1968 was Rs. 95,17,125. The details regarding Municipal Contribution and other Miscellaneous Receipts are as follows:—

	Municipal contribution	Govt. Loan.	Education on cess.	Other Misc. Receipts.
	Rs.	Rs.	Rs.	Rs.
City Suburbs and extended Suburbs	5,99,73,600	71,86,340	1,42,50,059	6,13,526

The total expenditure for the year including office amounted to Rs. 8,25,97,770. The closing balance as on 31st March 1969 (after taking into account increase in Renewed Grant) was Rs. 82,97,530.

VII—Research Unit (Education) 1968-69

The Research Unit carried out the following studies during the year 1968-69.

(1) To make the class-room teaching interesting and to increase attendance, activity method of teaching was continued in Std. I and II.

(2) Language Development Project in Stds. I to IV in Model Schools was undertaken to vitalize the routine class-room teaching of language and to help the children to learn habits of oral and written communication. Tests in the project were tried in Stds. I and II to evaluate and compare the language ability of children,

(3) Supervision Project in Multilingual schools in almost all wards was continued to study (i) Cleanliness of the entire school building, school premises, class-rooms and school compound (ii) Personal cleanliness of children (iii) Discipline (iv) attendance of teachers and children (v) teaching aids, their use in the class-room (vi) maintenance of school records like. (a) Log Book (b) Attendance Register (c) Teachers' Muster Roll (d) Milk and Snacks Register and (e) Entry Book. (vii) Actual class-room teaching preparation of teaching work etc. (viii) Composition writing (and other written work) and its correction work (ix) provision of class libraries and other reading facilities etc. (x) Educational excursion under taken (xi) Parental co-operation sought (xii) Science teaching (xiii) Language teaching (mother Tongue -English) (xiv) Research Projects or experiments under taken in schools (xv) Teaching Std. I (Selection of right teacher, periodical streaming of children into homogeneous groups, teaching done through activity method). Supervision project was organized to have a comparative view of progress achieved on the points of supervision in schools under this project and in other schools also.

(4) Reassessment study of answer papers in Arithmetic Std. IV with a view to finding out children's weak links, learning gaps etc., in this subject. A detailed report has been prepared in this respect.

(5) An experiment in ungraded unit course had been extended to Std. III with a view to reducing the number of failures resulting in stagnation drop-outs and wastage. A study of the progress of children under the ungraded unit course in I to III Stds. was made on the strength of data of progress of children who had educational lag in their studies.

(6) Preparation of graded assignment in Arithmetic and language for Std. I.

(7) In service training classes for teachers teaching science in Primary Classes were conducted.

VIII—SECONDARY SCHOOLS

During the year under report no new secondary schools were opened due to paucity of funds. The first batch of S. S. C. students from 18 schools appeared for S. S. C. examination held in March 1969.

The number of Secondary Schools, divisions etc., is given below :—

	As on 31st March 1968	As on 31st March 1969
No. of Schools	27	27
No. of Divisions	326	405
No. of pupils	14,733	17,939
No. of teaching Staff	489	608

IX—General

During the year under report, the total number of children medically examined was 1,63,630 out of whom 1,05,497 were found to be suffering from some defect.

The defects such as seabies, ringworm etc. noticed at the time of inspection were treated at the Municipal Dispensaries. Screening of suspected cases of T. B. was carried out at the Municipal T. B. Clinic. Suspected cases of leprosy were directed to Special Clinic for treatment.

All the Municipal Schools have been supplied with emergency outfit. (First Aid Medicines).

There are three school clinics and one Health Centre for treatment of Municipal School children. The school Health nurses pay visits to guide the guardians of ailing children as regards care etc. Pupils with communicable diseases were promptly detected and were disallowed from attending schools during their infectivity period.

Immunization work was carried out by Mobile Health Unit as per programme

Outstanding activities carried out by Medical Officer (Schols) are (1) Health Education (2) Health Ministry (3) Health Trophy Scheme, (4) Health Parades, (5) Supply of milk, (6) Emergency care at the time of sports.

Total Number of children Medically examined from 27 Municipal Secondary Schools was 15,780.

Municipal Teachers Library at Gilder Tank and Santacruz.

The total number of books at the end of the year was 31,726 (24,377 at Gilder Tank and 7,349 at Santacruz) as against 27,215 in the preVIOUS year. The total number of newspapers and periodicals subscribed was 94. The total number of books issued was 12,395 showing an average of 46 books per day at Gilder Tank and 10,323 from Santacruz Library showing an average of 35 books per day. 214 new members (132 at Gilder Tank and 82 at Santacruz) were enrolled during the year under report.

There is one children's library attached to the Municipal Library at Santacruz and the number of books in the children's Corner is 5,302. Nearly 20,000 children took advantage of this library. There is a branch library at Ghatkopar and it has 2,340 books in English, Marathi, etc. Attached is a library for children with 2,947 books.

Gratis use of school premises

The use of Municipal School premises for conducting Social Education Classes, Hindi Classes, Night Schools, etc. under the auspices of Educational and School Welfare Institutions was continued to be allowed gratis or at nominal fees and leave and licence fees outside regular school hours on prescribed conditions with the consent of the landlords of the premises concerned.

Extra Curricular Activities

(a) Sharad Utsav (Autumn Festival) at 12 Centres in Greater Bombay, (b) Dramatics and Folk Dance competitions (c) School Anniversaries, Dassera Festival, Independence and Republic Day were celebrated in a number of schools where special invitations were given to the parents so as to bring them into close contact with school administration and variety entertainments were arranged on such occasions (d) Democracy in schools and model schools, class Panchayats (prefect courts) and school parliaments were introduced in a number of schools with a view to inculcating a sense of discipline and self-government amongst pupils (e) Excursions, (f) Educational Seminars, and Exhibitions were organised in which Municipal teachers and children spread over 50 beats in Greater Bombay participated (g) Milk Scheme Under this scheme all children in Stds. I to IV were catered with 200 m.lrs. of double toned pasturised milk in sealed bottles on every school working day except during the period of June and April when the attendance of pupils is irregular. A few schools in suburbs and extended suburbs do not get the benefit of free milk supply as the milk trucks do not get any access to the school premises. All the school children were given biscuits and a restricted number were given peanuts (h) Vacation Libraries were conducted at 50 Centres for the benefit of school children.

MADHURI R. SHAH,
Education Officer.

APPENDIX No. 1

Municipal Schools and Pupils

Class of Schools	As on 31st March 1968			As on 31st March 1969		
	Schools	Classes	Pupils	Schools	Classes	Pupils
CITY						
Marathi	227	...	1,71,119	230	...	1,71,237
Gujarati	82	8	30,539	84	10	29,328
Urdu	96	9	36,164	98	9	35,866
Hindi	48	4	16,385	43	3	16,604
Tamil	7	8	2,050	7	8	2,211
Malayalam
Telugu	9	5	3,586	10	4	3,700
Kannad	13	10	3,380	13	10	3,410
English Primary	15	2	5,572	15	1	6,117
Sindhi	2	1	416	2	1	404
Total ...	499	47	2,69,211	502	46	2,68,877
SUBURBS						
Marathi	112	...	90,178	110	...	91,936
Gujarati	45	10	21,319	47	8	21,280
Urdu	60	3	19,439	60	6	20,973
Hindi	42	7	15,650	40	8	16,108
Tamil	3	12	1,832	3	11	1,812
Malayalam	1	3	281	1	3	302
Telugu	3	4	608	4	3	688
Kannad	14	5	4,121	13	5	4,357
Eng. Primary	4	5	1,262	4	4	1,170
Sindhi	2	2	1,606	2	2	1,643
Total ...	286	51	1,56,296	284	50	1,60,269
EXTENDED SUBURBS						
Marathi	48	...	28,152	50	2	32,344
Gujarati	26	3	16,908	27	2	17,472
Urdu	12	2	2,368	14	...	2,686
Hindi	19	3	5,665	22	1	6,487
Tamil	3	4	632	2	6	786
Malayalam
Telugu	1	...	159	1	...	170
Kannad	2	1	754	2	2	921
English Primary	1	...	132	2	...	410
Sindhi	4	...	934	3	1	910
Total ...	116	13	55,704	123	14	62,186
Grand Total ...	901	111	4,81,211	909	110	4,9,332

APPENDIX No. II

Statement showing the number of Trained, Untrained, Permanent and Non-Permanent Ordinary Teachers in Municipal Schools according to Sides—1968-69.

Side	Trained.		Untrained.		Total.		Grand Total
	Permanent.	Non-permanent.	Permanent.	Non-permanent.	Permanent.	Non-permanent.	
CITY							
Marathi	4,492	306	30	1	4,522	307	4,829
Gujarati	904	45	9	...	913	45	958
Urdu	962	26	47	1	1,009	27	1,036
Hindi	418	56	8	2	426	58	484
Tamil	66	...	4	1	70	1	71
Malayalam
Telugu	73	8	17	8	90	16	106
Kannad	93	7	2	...	95	7	102
English Primary	90	17	40	14	130	31	161
Sindhi	14	...	1	...	15	...	15
Total	7,112	465	158	27	7,270	492	7,762
SUBURBS							
Marathi	2,290	148	14	2	2,304	150	2,454
Gujarati	579	39	6	1	585	40	625
Urdu	537	28	28	6	565	34	599
Hindi	371	67	11	...	382	67	449
Tamil	39	8	4	...	43	8	51
Malayalam	10	10	...	10
Telugu	14	4	1	...	15	4	19
Kannad	102	18	1	1	103	19	122
English Primary	18	4	9	3	27	7	34
Sindhi	46	...	7	...	53	...	53
Total	4,006	316	81	13	4,087	329	4,416
EXTENDED SUBURBS							
Marathi	881	15	1	1	882	16	898
Gujarati	468	10	1	...	469	10	479
Urdu	67	...	4	...	71	...	71
Hindi	161	12	8	...	169	12	181
Tamil	19	1	2	...	21	1	22
Malayalam
Telugu	3	...	1	..	4	...	4
Kannad	28	28	...	28
English Primary	9	2	9	2	11
Sindhi	24	...	4	...	28	...	28
Total	1,660	40	21	1	1,681	41	1,722
Grand Total	12,778	821	260	41	13,038	862	13,900

APPENDIX No. III

Municipal Recognised and Aided Schools and Pupils.

Class of Schools	Recognised Schools as on 31-3-1968		Recognised Schools as on 31-3-1969		Aided Schools as on 31-3-1968		Aided Schools as on 31-3-1969	
	No. of Schools	Pupils	No. of Schools	Pupils	No. of Schools	Pupils	No. of Schools	Pupils
City								
Marathi ...	29	10,608	27	10,062	21	3,097	20	3,830
Gujarati ...	60	9,605	55	9,077	31	7,313	33	7,414
Urdu ...	5	941	5	941	6	1,550	6	1,676
Hindi ...	3	383	2	257	9	2,747	10	2,810
Sindhi ...	1	47	1	46	6	560	4	502
Tamil ...	2	257	2	252	3	1,080	3	896
Telugu	1	141	1	121
Malayalam ...	1	60	1	55	2	642	2	532
Kannad	1	379	1	379
English ...	115	41,638	113	43,391	11	2,305	15	3,709
Miscellaneous...	2	32	1	28	1	164	1	159
Marathi Night	1	121	1	101	2	162	2	173
Kannad Night	1	72	1	63	7	605	7	805
English Night	7	1,072	8	1,047	2	233	2	195
Total ...	227	64,836	217	65,320	103	20,978	107	23,201
Suburbs.								
Marathi ...	16	3,912	14	3,796	9	3,329	12	4,340
Gujarati ...	20	4,527	17	3,871	10	4,591	13	6,254
Urdu	1	168	1	211
Hindi ...	2	283	1	79	9	2,188	10	2,473
Sindhi ...	1	110	2	246	3	355
Tamil ...	1	43	2	531	2	548
Malayalam ...	2	469	1	189	2	607
English ...	69	31,321	76	33,964	6	1,000	8	1,354
English Night	1	89	...	65	1	361	1	317
Total ...	112	40,754	109	41,775	41	12,603	52	16,459
Extended Suburbs								
Marathi ...	5	1,263	3	763	7	1,942	9	2,838
Gujarati ...	19	4,834	19	4,198	11	6,366	12	7,552
Hindi ...	2	272	2	287	6	1,359	6	1,519
Tamil ...	2	455	1	284	1	193
Malayalam ...	2	334	1	142	1	199
Kannad ...	1	144	1	171
English ...	17	7,644	18	7,436	2	270	3	1,037
Total ...	48	14,946	45	13,281	26	9,937	32	13,338
Grand Total ...	387	1,20,536	371	1,20,376	170	43,518	191	52,998

APPENDIX No. IV

Information re : Physical Education in Municipal Schools

Total number of schools and classes	1,019
Number of schools imparting physical education on playgrounds	134
Number of schools imparting physical education in open spaces	470
Number of schools imparting physical education in class-rooms	415
Total number of pupils	4,91,332
Total number of pupils taking physical education	All
Total number of trained teachers in physical education	1,269
Special Teachers in Physical Education	92
Total number of untrained teachers in physical education	11,835

APPENDIX No. V

Average Cost per Pupil for the year

	Average cost per pupil for the year.
	Rs.
City, Subs. & Ext. Subs. :	
According to the number of pupils on roll as on 31-3-1967 4,74,468	... 127.03
City, Subs. & Ext. Subs. :	
According to the number of pupils on roll as on 31-3-1968 (4,81,211)	... 159.34
City, Subs. & Ext. Subs. :	
According to the number of pupils on roll as on 31-3-1969 (4,91,332)	... 168.01

LABOUR DEPARTMENT

The Labour Officer dealt with 2,352 individual grievances of Labour Staff.

Trade Unions.—Trade Unions activities among labour and other staff engaged in the services of the Corporation were mostly confined to the Unions whose names and other particulars including membership are given below. These Unions were recognised by the Municipal Commissioner as per Rules.

TABLE I

Name of the Union.	Date of Establish-ment	Date of Registra-tion.	Registered Number.	Memeership as on	
				31-12-66	31-12-67
1	2	3	4	5	
The Municipal Workers' Union ...	27-2-35	29-3-35	90	1,573	1,573
Bombay Sweepers' Union ...	30-7-46	7-9-51	1,118	2,282	2,232
Bombay Municipal Subordinate Staff Union ...	2-8-46	30-1-48	483	3,552	3,571
Municipal Mazdoor Union	2,100	15,149	15,204
Municipal Labour Union	1,000
Bombay Municipal Engineers' Union ...	Recognition granted on 21-7-56		3,281	430	430
Bombay Municipal Kamgar Sangh ...	1-4-33	28-6-62	4,212	5,274	248
The Administrative Officer's Association (B.M.C.)	78
Bombay Municipal Executive Staff Union ...	21-6-55	21-5-66	1,806	1,805	2,016
The Greater Bombay Nurses' Association	3,780	669	593
Bombay Municipal Health Visitors' Association ...	18-1-51	18-1-51	1,001	93	93
Bombay Municipal Engineering Officials' Association	4,650	162	201
Bombay Municipal Hospital employees' Union	4,638	255	400
The Municipal Primary Teacher Federation	3,488
Mahamumbai Nagarpalika Prathamik Shikshak Sangh	2,426
Bombay Municipal Hindi Shikshak Parishad ...	19-3-62	...	4,185	324	300
Municipal Primary Sindhi Teachers' Association	79	...	71
Brihan Mumbai Nagarpalika Special Shikshak Sangh	3,593	115	115
Brihan Mumbai Municipal Hindi Shikshak Sangh	2,773	...	300
Bombay Municipal Urdu Teachers' Association
Municipal Qualified Overseers' Union	4,977	200	285
Bombay Municipal Peons' Union ...	Registration granted on 2-8-68		6,087

Industrial Relations.—There was no occasion on which the provisions of the Bombay Municipal Servants Act 1890 had to be brought into effect. One new union was recognised during the year under report, *viz.*, the Bombay Municipal Peons' Union. Recognition granted to the Bombay Municipal Kamgar Sangh to represent the labour staff of the Conservancy Branch was withdrawn for want of the requisite membership for the said department. On the same grounds, the recognition granted to the Bombay Municipal Hospital Employees' Union to represent the labour staff of the G.T.B. Hospital and the K.E.M. Hospital and Nursing Staff of the Nair Hospital and L.T.M.G. Hospital had been withdrawn. A Show-Cause Notice had also been issued to Municipal Labour Union for withdrawal of recognition granted to them in Encroachment, W.O. (Estates), Superintendent of Garden, Kasturba Hospital, Conservancy Branch, Transport Department, Main Sewer Department, etc., as they have failed to produce the records and receipt books for verification of membership for the year 1968 which amounted to violation of Rule No. 5 of Rules and Regulations for recognition of the Associations or Unions. Necessary action including withdrawal of recognition will be taken against them in the light of their reply to the Show Cause Notice.

The dispute in Reference No. 2 of 1966 regarding demand about accommodation, House Rent Allowance, etc., referred to the Arbitration of Shri Salim M. Merchant was finalised and his Award in the matter which has been published in the Government Gazette Part I-L of 24th October 1968. The dispute regarding the demands about revision of grades, Conveyance Allowance, etc., of the executive staff referred to the arbitration of Shri Purshottam Kanji, Chairman of the Wage Board has also been finalised and he has given his Award which has been published in Maharashtra Government Gazette Part I-L dated 1st August 1968.

Fifty five disputes were referred to the Government Labour Officer, Assistant Commissioners of Labour, Conciliation Officers, Labour Court, Payment of Wages Authority, Workmen Compensation Court, Industrial Tribunals by different Unions of the Municipal employees as indicated in Appendix 'A'.

One hundred forty eight applications under Section 33 (2)(b) of the I. D. Act 1947 were submitted to Shri Salim M. Merchant, Arbitrator by the Administration for approval to the actions of dismissal or removal proposed by it against the delinquent employees and all the applications were heard by the Arbitrator and approval orders except in one application were received from him during the year under report.

The following Awards under Industrial Disputes Act were received and published during the year under report :—

(1) Award of Shri V. A. Naik, Industrial Tribunal in Reference (IT) No. 43 of 1967 in the dispute between the Bombay Municipal Corporation and Marking Hamals/Peons working under E. & T.D.O. regarding revision of grade, special pay, etc.

(2) Award of Shri K. R. Pawar, Industrial Tribunal in Reference (IT) No. 202 of 1966 between the Bombay Municipal Corporation and workmen employed at the Versova Purification Plant in the matter of H. R. A. etc.

(3) Arbitration Award of Shri Purshottam Kanji, Arbitrator in the dispute between the Bombay Municipal Corporation and the Executive Staff in the matter of revision of grades, special pay, Conveyance Allowance, etc.

(4) Arbitration Award of Shri Salim M. Merchant, Arbitrator in the Municipal Arbitration Reference No. 2 of 1966 in the dispute between the Bombay Municipal Corporation and the various Municipal Unions in the matter of 10 demands regarding H.R.A., leave salary in advance etc.

(5) Award of Shri V. A. Naik, Industrial Tribunal in Reference (IT) No. 380 of 1966 in the dispute between the Bombay Municipal Corporation and workmen employed under it in Pumping and Purification Plants in suburbs in the matter of change of designations *vis-a-vis* pay scales of Pump Drivers, Assistant Pump Drivers, Fitter I, Fitter II, Fitter III.

(6) Award of Shri V. A. Naik, Industrial Tribunal in Reference (IT) No. 215 of 1968 between the Bombay Municipal Corporation and workmen employed in Municipal Printing Press in the matter of classification, gradation and revision of wage scales of Mono-caster Mechanic, Compositors and Gullymen.

Labour Management Co-operation.—With a view to promoting cordial relations between the employees and the administration the following steps were taken :—

(i) **Joint Council.**—The total number of Joint Councils constituted by the end of the year under report were 22.

(ii) **Peshi Committee.**—Peshi Committees were formed with a representative of labour as well as Administration to inquire into the misconducts committed by the Municipal employees in Hospitals, Clinics, Maternity Homes, etc.

(iii) **Grievance Procedure.**—A four stage grievance procedure is laid down to redress the grievances of the employees in all Municipal Departments. The grievance committee consists of the representatives of the labour and the Management which investigates the grievances of the employees.

(iv) **Individual Grievances.**—Complaints received by the Labour Officer from the employees and also from the Unions were of various nature. The following table gives the number and the nature of the grievances received and dealt with by the Labour Officer.

TABLE II

Nature of cases	Total		Grievances redressed		Not Genuine		Pending Cases.	
	City	Sub.	City	Sub.	City	Sub.	City	Sub.
Recruitment & Retrenchment etc.	364	296	300	283	61	11	3	2
Promotions, Transfers, confirmations, annual increments etc.	79	180	67	169	10	8	2	3
Fines, Reversions, Suspensions, dismissals & other punishments	9	59	6	56	2	2	1	1
Delay in payment of wages (wages leave) & allowance	40	285	32	194	6	7	2	4
Delay in settlement of Provident Fund and other retirement benefits	37	213	31	196	5	14	1	3
Non supply of equipment and uniform	24	37	19	35	3	2	2	...
Delay in sanctioning leave due	40	28	32	25	5	3	3	...
House Rent, Accommodation & Transfer of quarters...	106	72	91	68	12	3	3	1
Miscellaneous	236	327	191	293	42	27	3	7
Department Reference etc.	10121	654	10121	654
	11056	2071	10890	1973	146	77	20	21

The Scholarship to the children of Municipal employees.—During the year under report 115 applications for a scholarship were received and 40 scholarships were granted to applicants for higher education and 75 for secondary education. The total amount given by way of scholarship to the municipal employees was Rs. 14,412.00.

Medical Assistance Scheme to the Municipal Employees.—330 employees applied for medical assistance under the above scheme. Out of them 321 employees were given aid amounting Rs. 16,764.

(1) **Attendance of Welfare Centres.**—The average daily attendance of adults and children at different welfare centres during the year was 2188 adults and 2075 children.

(2) **Tournaments.**—The artists and players of the centres participated in the local foot-ball, volley ball, and Kabaddi matches. Cultural Programme were given to following agencies :—

(i) Bharat Scouts and Guides—Annual Rally and Camp Fire.

(ii) Ambedkar Jayanti of Wards.

Annual Sports and Inter-Centre Tournaments.—Annual Athletic Meet was held in February as usual. Prizes were given to winners in different sports items. Dr. Dhabuwalla, Municipal Councillor presided and gave away prizes. Inter-Centre tournaments for Volley-ball and Kabaddi was held. Prizes were given to the winners and runners up.

(4) **Picnics.**—Excursions were organized for males and females of different welfare centres at Nasik Shirdi, Pandharpur, Poona and Titwala during the year. Nearly 500 participants had taken this advantage.

(5) **Opening of New Welfare Centres.**—The department intends to start one welfare centres at Colaba Chawls. The building is ready and the centre will be functioning by May 1969.

(6) **Milk Scheme.**—Milk is distributed to children of Municipal Employees. The Milk Powder is donated by the Catholic Relief Fund.

(7) **Scouting.**—The total strength in scout and guide section was 4500 as against 4169 during the preceding year. The organisation gave the following outstanding services during the year under report :—

They carried out traffic duties and assisted in maintaining law and order at the time of several celebrations, exhibitions and festivals in the city.

The scout/guide and scouter/guider attended and participated in several scout activities in the city as well as outside the City.

F. A. IRANI
Labour Officer,

APPENDIX 'A'

Serial No.	Name of the Union	Department concerned	Categories attached	Referred to	Nature of dispute
1	The Municipal Mazdoor Union.	All Departments	Labour Staff	Conciliation Officer.	Dispute regarding Notice of Change for reduction of holidays and Saturdays working.
2	Do.	M. M. P.	Do.	Do.	Dispute in connection with Notice of Change about shift working and Saturday working.
3	Do.	Conservancy	Motor Loaders	Do.	Dispute in connection with the Notice of strike for reduction in the strength of Motor Loading Gangs in the City.
4	Do.	W.O. 'H' Ward	J. O.	Asstt. Commissioner of Labour.	Dispute regarding reinstatement of Shri S. N. Kurup, Ex-J. O.
5	Do.	I. O.	Labourers	Do.	Dispute regarding re-instatement of Shri Tanoo Devooi and Rajaram Ramchandra.
6	Do.	H. S.	Mukadams	Do.	Dispute regarding benefit of Award of Shri Taki Bilgrami in Reference (IT) No. 332 of 1968.
7	Do.	A.E. Asphalt	Labour Staff	Do.	Dispute regarding payment of Hot Allowance.
8	Do.	H. O.	Surveillance Inspectors.	Do.	Dispute regarding imposition of fines.
9	Do.	Chembur Maternity.	Ayah	Government Labour Officer.	Dispute regarding re-instatement of Smt. Taibai Dinkar.
10	Do.	K.E.M. Hospital	Registration Assistants.	Asst. Commissioner of Labour.	Dispute regarding demands for increase in wages.
11	Do.	W.O. 'E' Ward	Labourers	Labour Court	Dispute regarding suspension wages of Shri Thimappa Guruppa Appl. No. 410 of 1969.
12	Do.	K.E.M. Hospital	Ward Boy	Do.	Dispute regarding suspension wages of Shri Somanna-Bhimappa, Appl. No. 1217 of 1965.
13	Do.	Dy. A. & C. (Octroi)	Marking Hamals	Industrial Tribunal.	Reference (IT) No. 430 of 1967 in the matter of pay scales and special pay.
14	The Municipal Workers' Union.	K.E.M. Hospital/Municipal Workshop.	Labour Staff	Conciliation Officer.	Dispute regarding Notice of Change for reduction of holidays and Saturday working.
15	Do.	All Departments	Ayaha and Sweepers	Do.	Dispute in connection with the Notice of Change for withdrawal of Maternity benefits.
16	Do.	E.E. Mech.	Shift Engineer	Do.	Dispute regarding withdrawal of punishment imposed on Shri F. Dias, Shift Engineer.
17	Do.	Rota Printing Press.	Labour Staff	Do.	Dispute in connection with notice of change in the shift working.
18	Do.	M. M. P.	Compositors	Do.	Dispute in connection with Notice of Change in the shift working.
19	Do.	E. E. (Mech.)	Labour Staff	Do.	Dispute regarding Notice of Change for standardization of holidays and working hours on Saturdays.
20	Do.	M. M. P.	Compositors and Galleymen, etc.	Industrial Tribunal.	Dispute regarding classification gradation, etc. Reference (IT) No. 215 of 1968.
21	Do.	E. O.	Peon	Asstt. Commissioner of Labour.	Dispute regarding increase in Water Allowance.
22	Do.	E.E. (Mech.) (N&P).	Pumpmen, Fitter, etc.	Industrial Tribunal.	Dispute regarding change of designation vis-a-vis pay scales of Pump Drivers, Asstt. Pump Drivers, etc.
23	Do.	Rota Printing	Labour Staff	Do.	Dispute regarding Ref. No. (IT) 231 of 1968 regarding classification and gradation and revision of wage scales.

APPENDIX 'A'.—(Contd.)

Serial No.	Name of the Union	Department concerned	Categories attached	Referred to	Nature of dispute
24	Do.	... E.E. T.	... Driver	... Labour Court	... Dispute regarding subsistence allowance of Shri Abraham Soloman in Application No. 1190 of 1968.
25	Do.	... E. E. (Mech.)	... Labour Staff	... Payment of Wages Authority.	Dispute regarding deduction for electrical consumption application No. 2998 of 1966 Shri M. G. Kadam and S. S. Salvi.
26	Do.	... Do.	... Do.	... Do.	... Dispute regarding wages for festival holidays—M. G. Kadam and twenty one others—Appl. No. 929 of 1965.
27	Do.	... E. E. T.	... Do.	... Do.	... Dispute regarding revision of wage scales of Shri Manikchand Ambaram. Application No. 1763 of 1966.
28	Do.	... E.O. 'D' Ward	... Peons	... Do.	... Dispute regarding O.T. to Shri Y. R. Jamsandekar—Application No. 3529 of 1966.
29	Do.	... E.E. Mech. (N&P)	... Labour Staff	... Industrial Tribunal.	Ref. (IT) No. 380 of 1966 in the matter of revision of grades and re-designation.
30	Do.	... E.E. Mech. (Sub.)	Do.	... Do.	... Ref. (IT) No. 202 of 1966 in the matter of Repayment of H.R. A. to the Labour Staff of Versova Purification Plant.
31	The Municipal Workers' Union.	E. E. (Main)	... Labour Staff	... Payment of Wages Authority.	Ref. 928/66 dispute regarding linking of D.A. with cost of Index.
32	Do.	... A.E. Mech. (Sub.)	Do.	... Do.	... Ref. 92/66 dispute regarding illegal deduction from wages for loss of property.
33	Bombay Municipal Executive Staff Union.	All Departments	... Executive Staff	... Conciliation Officer.	Dispute regarding Notice of Change for reduction of holidays and Saturday working.
34	Do.	... Do.	... Do.	... Asstt. Commissioner of Labour.	Dispute regarding interpretation of Shri Purshottam Kanji's Award.
35	Do.	... A. & C.	... Executive Staff of Octroi and A. & C. Department.	Conciliation Officer.	Dispute regarding combined seniority.
36	The Bombay Municipal Subordinate Staff Union	All Departments	... Clerical Staff	... Do.	... Dispute regarding Notice of Change for reduction of holidays and Saturday working.
37	Do.	... M. C.	... H. C.	... Labour Court	... Dispute regarding Over-time to M. M. Parandare in Appl. No. 5357 of 1964.
38	The Municipal Peons' Union.	All Departments	... Peons	... Conciliation Officer.	Dispute regarding Notice of Change for reduction of holidays and Saturday working.
39	Do.	... Do.	... Peons (Female)	... Do.	... Dispute in connection with the Notice of Change for withdrawal of maternity benefits.
40	The Bombay Municipal Hospital Employees' Union.	All Municipal Hospitals.	Nursing Staff	... Asstt. Commissioner of Labour.	Dispute regarding demands for wage scales etc.
41	The Greater Bombay Nurses' Association.	Do.	... Do.	... Do.	... Dispute regarding Charter of Demands.
42	Do.	... G. T. B. Hospital	... Sister	... Industrial Tribunal.	Dispute regarding Ref. (IT) No. 69 of 1969 Breach of Section 9A of I.D. Act.
43	The Municipal Qualified Overseers' Union.	C.E./H.E.	... Overseer	... Asstt. Commissioner of Labour.	Dispute regarding Charter of Demands regarding revision of grades, etc.
44	The Maha Mumbai Nagarपालिका Prathamik Shikshak Kruti Samiti.	E. O.	... Untrained Teachers and Jr. Supervisors.	Do.	... Dispute regarding grant of increment revision of grade, etc.
45	The Maha Mumbai Nagarपालिका Prathamik Shikshak Sangh.	E. O.	... Teachers	... Conciliation Officer.	Dispute regarding Notice of Change re: holidays and Saturday working.

APPENDIX 'A'—(Concd).

Serial No.	Name of the Union	Department concerned	Categories attached	Referred to	Nature of dispute
46	Individual	... O. S. D. (Security)	Security Assistant	Conciliation Officer	Dispute regarding reinstatement with full back wages of Shri V. R. Mohite.
47	Individual	... H. O.	... Extension Educator.	Asstt. Commissioner of Labour.	Dispute regarding complaint of dues under Section 33(c) 1 of the I.D. Act by Shri Dilipkumar Shringi.
48	Individual	... H. O.	... Jr. Overseer	... Do.	... Dispute regarding reinstatement of Shri S. H. Rajput.
49	Individual	... S. L.	... Inspector	... Labour Court	... Ref. 3 of 1964 Dispute regarding instatement of Shri R. G. Gogate.
50	Individual	... Dy. A. & C. (Octroi)	Labour Staff	... Labour Court	... Ref. 1067/64 Dispute regarding O. T. Wages to Shri K. N. Joshi and Others.
51	Individual	... H.E./A.E.M.	... Labour Staff	... Workmen Compensation Court.	Compensation for fetal accident Application by Smt. Radhikabai Pandu Application No. 478/B-51 of 1966.
52	Individual	... Dean (L)	... Do.	... Do.	... Compensation for fetal accident by Smt. Tulsi Mangal Gohil. Application No. 1015/B-90
53	Individual	... H. E. (S)	... Cleaner	... Do	... Claim for compensation by Shri V. J. Deshpande, Appl. No. 793/C-160 of 1966.
54	The Bombay Municipal Kamgar Sangh.	W.O. G/N	... Mistry	... Labour Court	... Dispute regarding reinstatement of Shri Tipoo Pandu (I.D.A. No. 62 of 1967).
55	The Bombay Municipal Executive Staff Union.	Dy. A. & C.	... Inspectors	... Do.	... Dispute regarding withholding of increment of Shri M. G. Mahabal and Others Application No. 4369 and 2494 of 1969.

PUBLIC RELATIONS DEPARTMENT

Shri N. A. Mistri, M.A., D. J., Dip. S.W., Public Relations Officer, continued to be in charge of the department during the year 1968-69.

The Department effected general publicity about the various Municipal activities and services and worked as a clearing house in respect of criticisms and suggestions appearing in selected local newspapers.

Informative Publications

The Civic Guide-cum-Diary 1969 comprising of a guide to civic affairs and other useful information, was published in English, Marathi and Gujarathi. The Civic Guide was also published separately in English, Marathi and Gujarathi for the convenience of those who require the guide portion only. The "List of Municipal Councillors and Officers" was also published in English and Marathi twice in the year.

Two new publications were brought out in the Civic Services and Civic Information Series—(1) "The Citizens Questions on Licences—Advertisements, Hawkers and Projections answered by the Civic Administration" and (2) "How and why of Industries", in English and Marathi versions.

Important Activities

In view of the Sister City Relationship established between Leningrad as well as Stuttgart, gifts in the form of photographic exhibits were received by the Mayor of Bombay from the Mayors of the above two cities and accordingly two exhibitions the first entitled Leningrad (1917-1967) and the second "Stuttgart" were organised.

Similarly an exhibition on "Civic Services" was also organised and arranged on the occasion of the Seminar held under the auspices of the Bombay Civic Trust.

At the Public Health Museum at Bombay Sanitary Association, permanent displays on various aspects of public health and general sanitation were kept and group visits arranged. Sectional displays for various branches of the Lions Clubs and other social welfare organisations, were continued during the year. A number of central ceremonial functions were also organised by this department.

Information Counters

Two Information Counters at the main and extension buildings continued to prove as useful adjuncts in giving necessary guidance and information to the public besides effecting sale of civic publications.

Important Celebrations

The Department participated in celebrations such as the World Health Day, National Cleanliness Day, Anti Fly Week, World Leprosy Day, Small pox Eradication Week, Gandhi Anniversary Day, Teachers' Day, Family Planning Day, Prohibition Week, Social Education Week, Sharad Utsav, Wild Life Week, Local Self Government Day, and also in various Health Drives, exhibitions, meetings, etc. organised by Social Welfare Organisations such as the Lions Club, Bombay Civic Trust etc., Special educative propaganda in connection with Compulsory Vaccination Drive was also continued.

The department also assisted in the work of collection of donations for the National Flag Day and Mayor's Fund.

In addition to providing information to various civic bodies in India and other Government Departments and arranging visits by V.I.Ps. to Municipal installations, information both in write-ups and pictures was called, collated and furnished to various foreign countries, many of them coming through the Mayor.

N. A. MISTRI,
Public Relations Officer

M. G. M. O. SWIMMING POOL

Administration Report for the year 1968-69.

- (1) 6,710 new members joined the Swimming Pool during the year under report.
- (2) 3,596 Beginners were trained during the year.
- (3) 45,900 Casual Swimmers including Labourers and Factory workers availed of the facilities of Swimming.
4. Seven educational institutions availed of the swimming facilities at a concessional charge of Rs. 100 per month during the year.
- (5) 20 members of the M. G. M. O. Swimming Pool participated in the Poona Aquatic Meet held in Poona in May 1968.
- (6) A water Polo team of 11 members participated in the Indore Aquatic Meet held at Indore in June 1968.
- (7) 18 members of the Pool were included in the Maharashtra State Aquatic Team for participating in the National Aquatic Championship Meet held at Kanpur in October 1968.
- (8) M. G. M. O. Water Polo League Tournament was held in July 1968 in two Divisions, *i.e.*, Seniors and Juniors. Dr. S. H. Deshpande, Chairman Medical Relief and Public Health Committee awarded the Trophy to the winners, M.G.M.O. 'A' and 'B' Teams.
- (9) IIIrd Indo Ceylon Aquatic Meet was held at the M. G. M. O. Swimming Pool in October 1968.
- (10) Free Swimming Facilities were provided for Blind persons for the first time in 1968 by granting reservation of the Pool for two hours in a week.
- (11) 24 Crippled children availed of the free swimming facility at the Pool during the year under report.
- (12) The Inter collegiate Swimming Competitions were held at the M.G.M.O. Swimming Pool in September 1968.
- (13) Collection of the fees during the year was Rs. 2,51,883.00 as against Rs. 2,59,980.00 during the previous year.
- (14) Private parties reserved the Swimming Pool for 185 hours by which a revenue of Rs. 7,230 was collected.
- (15) The total annual expenditure was Rs. 1,25,387.00 including the establishment cost of Rs. 73,198.00 during the year under report.
- (16) 16th Anniversary of the M. G. M. O. Swimming Pool observed on 27th April 1968 by holding swimming competitions of the members of Pool. Prizes were awarded by Shri C. Soares, D.M.C. (I) at the prize distribution function held on 28th April 1968.
- (17) 13th Annual Long Distance Sea Race from Dadar Beach to Bandra Point and back was held on 2nd March 1969. Prizes were distributed to winners by Shri Sunderdas Murarjee President of the Maharashtra State Amateur Aquatic Association.
- (18) The quality of the water was maintained fit for swimming by effective filtration and chlorination. Samples of the water were tested every week in the Municipal Laboratory.
- (19) There was no accident during the year under report.

S. N. PINGE,
Manager,
M. G. M. O. Swimming Pool.

Administrative Officer (Enquiries)

1968-69

Details of investigations work done by Enquiries and Investigations Branch and Security Branch.

I—Investigation of—

(a) Cases of alleged acceptance of illegal gratification and misappropriation of Municipal money by the Municipal Staff	59
(b) Cases of theft or pilferage of Municipal Property or materials	146
(c) Cases of irregularities of serious nature on the part of Municipal Employees such as misconduct, misbehaviour, rude behaviour and assaults, harassment to patients in the Hospital, taking leave under false pretext, driving or allowing to drive Municipal vehicles by unauthorised persons, gross dereliction of duties, etc.	401
(d) Cases of irregularities of minor nature on the part of Municipal employees, such as irregular attendance, sub-letting of rooms, harbouring outsiders in their rooms without permission and negligence of duties, etc., and complaints against stall-holders, licences and other regarding sub-letting of stalls, infringement of licences conditions, breach of provisions of Shops and Establishment Act, Municipal Bye-laws and regulations	617
Total No. of cases investigated	1,223

The actions taken in the above cases investigated are summarised as under:—

	No. of Employees.	No. of Cases.
(1) Dismissal ...	31	} 195
(2) Removal from Service	38	
(3) Resignation accepted	1	
(4) Demotion	2	
(5) Withholding of increments	89	
(6) Fines imposed	59	
(7) Censures and warnings	47	
(8) Recoveries made for loss of Municipal Property	10	
	277	
(9) Sent to Departments concerned for necessary remedial actions.	...	321
(10) Filed as the allegations were found to be either false or too vague	...	265
(11) Enquiries in progress at the end of the year	...	442
		1,223

I.—The split up according to the status of the delinquents in the cases of 160 employees who have been awarded deterrent punishments such as dismissal, removal from service, demotions, debarring from promotion and withholding of increment is as under:—

Category	Dismissal	Removal	Demotion	Increment withheld
Assistant Engineer	1	...
Clerk	3	1	...	6
Security Assistant	...	1
Ward Inspector	2	1
Market Inspector	1
Physical Instructor	1
Overseer	1	6
Junior Overseer	2
Teacher	1	5	...	2
Compounder	...	1	...	1
Nuisance Jamadar	1
Sister	2
Rent Collector	2
Time-Keeper	1	2
Labour Staff	19	28	1	68
Total	31	38	2	89

II.—(a) The Classification of very serious offences for which punishments of dismissal, removal from service and withholding of increments was resorted to and the number of employees to whom the said punishments were awarded for such offences, is as follows:—

Description of the Offences.	Dismiss- ed.	Remov- ed.	Demot- ed.	Increment withheld
(1) Demanding and accepting illegal gratifications, Diwali or New Year Bakshis etc.	2	1
(2) Pilferage of Municipal property such as stores articles dietary articles, temporary misappropriation of Municipal money etc.	15	21	...	18
(3) Misbehaviour	8	5	1	12
(4) Disorderly behaviour while on duty, assaulting co-workers, superiors, threatening them etc.	1	5	...	10
(5) Accepting or doing private job, business, trade etc. while in Municipal Service or while on leave	3
(6) Conviction by the Court under I. P. C. and Prohibition and Gambling Act.
(7) Misuse of Municipal vehicle and handing it over to unauthorised persons etc.	2	...	6
(8) Forgery	1
(9) Other Offences	4	5	1	39
Total	31	38	2	89

Other work done by Enquiries Section:—

Details of work	No. of cases.
(1) Surprise visits to places of Municipal works in progress & offices for checking of musters Accounts etc.	198
(2) Attending sale by auction of Municipal Property or rights etc.	118
(3) Disposal of cases of miscellaneous nature such as cases referred to by departments for advice in representations from employees in disciplinary cases, advice on procedural matters regarding departmental enquiries.	1,628

Work done by the Stock Verification Section.—Verification of stores including capital stores at the Stores and Sub-Depots was carried out during the year as usual. Periodical checking of balance of petrol, diesel oil etc., at the various Municipal Pumps was also done and quarterly live stock statement of bullock as well as increase and decrease statements of live stock at the Victoria Gardens were verified, checking of the unserviceable articles needlessly occupying considerable space in Municipal Schools was also carried out, 179 Schools and other Ward Offices were visited and unserviceable articles lying there were auctioned on the spot as per procedure laid down.

This section also helped the Enquiries Section in keeping a watch etc., at different places and times for detection of malpractices and investigation work such as scrutiny of voluminous records in specific cases.

The other important work attended to by this Section was the distribution of relief grants from the Mayor's Relief to the persons and families affected by fire, house collapses and other natural calamities.

The Bombay Municipal Security Force

The Bombay Municipal Security Force continued to be under the supervision of the Officer on Special Duty during the year under report. He was assisted by 1 Security Officer and 3 Assistant Security Officers whose services have been taken on loan from the State Police Department. Shri S. D. Parwalkar, Dy. Superintendent of Police, Anti-Corruption and Prohibition Intelligence, Bombay Range, took over the charge of the post of Security Officer from 1st April 1968 from Shri B. V. Durve, Assistant Security Officer who was looking after the charge in a lition as mentioned in the last report.

The work done by the Bombay Municipal Security Force is as under :—

Total No. of cases.		Total property involved.		Total property recovered.	
		Rs.	P.	Rs.	P.
	160				
Detected	78	30,566.39		19,837.43	
Hospitals			Others		
Cases	Property Lost	Property recovered.	Cases.	Property Lost.	Property recovered.
	Rs. P.	Rs. P.		Rs. P.	Rs. P.
	45			115	
Detected	25	7,718.80	6,249.10	Detected	53
22,847.59		13,588.33			
I.—Municipal employees involved ... 46			I.—Municipal employees involved ... 32		
(a) Municipal employees against whom Departmental action taken, 32			(a) Municipal employees against whom departmental action taken 12		
(b) Municipal employees against whom departmental action pending. 15			(b) Municipal employees against whom departmental action pending. 39		
II.—Municipal employees against whom Police cases pending. 4			II.—Municipal employees against whom Police cases pending. 7		

During the period under review, many important cases were brought to the notice of the authorities concerned, by the Bombay Municipal Security Force. With the tightening of the Security measures at various installations, pilferages, thereat have been checked. The services of the Security staff of the Bombay Municipal Security Force who have shown initiative or done good work have been appreciated by taking suitable remarks in their service books.

The Industrial Unit of the Home Guards continued to function during the year.

Security arrangements were also made by the Bombay Municipal Security Force at 91 Corporation Meetings and 20 Mochas at the Corporation Hall and 18 important Functions of the Corporation. The Security Department has rendered valuable services by giving special Escort to Dr. Arnulf Klett, Lord Mayor of Stuttgart who visited Bombay as the guests of the Corporation from 23rd November 1968 to 27th November 1968.

The Bombay Municipal Security Force is conducting a Training School for the Security Guards and during the year under report, 477 Security Guards were imparted training.

G. M. NADKARNI,
Officer on Special Duty.

THE BOMBAY CIVIC JOURNAL

Shri N.A. Mistri, M.A., D.J., Dip. S.W., continued to work as Editor, Bombay Civic Journal, in addition to his duties as the Public Relations Officer, during the year under report.

The Journal took out two Special Numbers—one devoted to the theme of 'Management and Productivity introduced in the Civic administration and the other on Independence—during the year under report. The remaining monthly issues of the Journal contained articles—and other related information on subjects or topics of civic importance e.g., Bombay's Development and Master Plan—A Twenty Years' Perspective and establishment of Sister-City Relationship of Greater Bombay with cities in foreign countries.

All the issues of the Journal aimed at giving the reader a variety of interesting matter veering around civic affairs and civic services and Metropolitan matters.

Efforts to bring in more revenue by advertisements and increase in subscriptions were continued during the year.

N. A. MISTRI,
Editor, Bombay Civic Journal.

ORGANIZATION AND METHODS DIVISION

Dr. S. D. Parchure, M. A., Ph. D. was in charge of the Division during the year under report.

The main activities conducted by the Division during the year were as shown below :—

- (i) Standardisation of forms and registers.
- (ii) Operation of suggestion scheme.
- (iii) Standardisation of Record Branches.
- (iv) Codification of M. C.'s circulars of standing nature.
- (v) Scrutiny of proposals from following departments:—
 - (a) Birla Kreedda Kendra.
 - (b) M. G. M. O. Swimming Pool
 - (c) Chief Librarian.
 - (d) Curator Museum.
 - (e) M. C. A.
 - (f) M. S.
 - (g) G. M. B. E. S. T.
- (vi) Examination of office procedure and suggesting improvements therein so as to generally contribute to quality control in administration.
- (vii) Training Programmes :—

The appreciation training programme on Management and Productivity for the Middle Executives which was started on 15th June 1967 was completed on 16th April 1968.

A team of 16 officers out of the 25 officers, who completed the full time training course during the previous year, has been formed and it is directed to study various projects from the municipal departments. The recommendations made by these officers are being examined and implemented.

It was thought necessary to expose the 1st line supervisors such as the Junior overseers in the Conservancy Department, Malaria Department and Drainage Assistants, etc. to a small training course and hence a training course was conducted for them from July 1968 to March 1969.

All the above courses were required to be conducted through outside agencies as there are no officers in the Municipal Corporation who can impart such training. It was, therefore, decided to form a training cell of the Municipal Corporation and hence with the Co-operation of the Central Labour Institute and Messrs. Beams Services, training courses were arranged. Out of the 17 officers who are now fully trained, it is proposed to form a training cell of 11 officers who will undertake the future training in the Municipal Corporation of Greater Bombay.

The centralised Despatch Scheme —

The centralised Despatch Scheme was introduced on 16th May 1967 and was then operative in A to G Wards only. It has since been extended to H, K, L, M, & N Wards also with the same staff with the result that about 35 more peons have been relieved of the despatch work.

Introduction of Marathi as the official language of the Corporation —

The following steps were taken in this respect during the year of report —

- (i) 5 classes of about 50 employees each were conducted for teaching Marathi to Non-Marathi knowing employees.
- (ii) Marathi translation of sign boards was furnished.
- (iii) A book named KARYALAYEEN LEKHAN of about 250 pages is published for guidance in Marathi drafting, noting, etc.
- (iv) Inclusion of questions regarding Marathi translation in H. C. 's etc. Examinations.

Inservice training to the clerical staff :—

12 classes at 8 different places were conducted and inservice training was imparted to 561 employees recruited after 1st June 1964.

S. D. PARCHURE,
Ag Organization & Methods Officer.

Administration Report of the Executive Health Officer for the year 1968

Population.—The midyear estimated population figures for Greater Bombay, viz. 53,68,000 for the year 1968 has been taken as the basis for vital statistics.

Rainfall.—The total rain-fall in millimeters recorded at the Colaba Observatory was 957.8. It was below normal by 847.0 m.ms. It rained on 91 days as against 109 in 1967 and 95 in 1966. The wettest month of the year was July with a rainfall of 467.5 mms.

At the Santacruz Observatory the total rainfall was recorded as 1381.2 mms. as against 2215.6 mms. in 1967. July was the wettest month with a rainfall of 793.9 mms.

PUBLIC HEALTH ADMINISTRATION

(I) GENERAL SANITATION.

(A) Food Sanitation, etc.—This includes enforcement of sanitation and hygiene in food establishments, check on hawkers of food and destruction of unwholesome articles of food.

(B) Grading of Eating Houses.—The scheme for grading of eating houses introduced in the year 1961 contemplates improvement of sanitary conditions obtainable in eating houses, by introducing an element of competition amongst the licensees. Grades I, II or III are determined on the basis of marks secured out of 100 allotted for the observance of the conditions of eating house licences and provision of special arrangements such as sterilising of all utensils, cups, dishes, etc., additional arrangements for periodical cleanliness of the premises and tables, cleanliness of the servants and their uniform, refrigeration for food preservation, and periodical medical examination of all employees, etc. The grade allotted to an eating house is required to be exhibited in the prescribed form, at a conspicuous place at the entrance of the eating house. Eating houses securing less than 35 marks out of 100 are not allotted any grade, nor licensed and they come under prosecution till they either improve the conditions or vacate.

(C) Grading of Bakeries.—Almost on similar lines as the grading of eating houses, grading of bakeries in Greater Bombay has been introduced from September 1964 so that the conditions obtainable in bakeries may be improved by introducing an element of competition. Special arrangements that upgrade a bakery are, *inter alia*, arrangements for cleansing and sterilizing all utensils and other appliances, personal hygiene of the staff, special retiring room for workers, perfect fly-proofing of the bake-room and the store-room, use of electric oven for baking, etc. Bakeries securing less than 35 marks out of 100 are not allotted any grade, nor licensed and are subjected to prosecution till they either improve or are discontinued.

(D) Water Supply.—The City continued to receive chlorinated water supply. Constant check on the quality of water supply and dosage of chlorine was exercised through systematic sampling and analysis of water at various points in the supply and distribution system. As the pipe water supply is yet to reach certain distant parts of the suburbs and the extended suburbs, disinfection of well water was continued.

(E) Drainage.—The work of laying sewers and storm-water drains in Mandvi Town Planning Scheme in roads bounded by Masjid Siding, Clive Road cross Lane, Kurla Street and Masjid Siding Road was in progress.

(F) Prevention of Food Adulteration.—This includes sampling of articles of food stored, sold or exposed for sale, etc. for checking adulteration and mistrading of food, under the prevention of Food Adulteration Act, 1954. This work is being done by the Food Inspectors appointed for the purpose, under the provisions of the Act. There is a counter check over the Food Inspectors by a mobile squad provided with a van for swifter and surprise sampling.

(II) VITAL STATISTICS.

Births and Birth-rate.—The live births registered during the year were 1,56,880 which were 3,650 more than in 1967 and 15,196 above the average of the quinquennium 1963-1967. Of the registered births, 81,424 were males and 75,456 were females, giving a proportion of 107.9 males to 100 females. The birth rate was 29.2.

Deaths and Death-rate.—The deaths registered from all causes were 50,439 as against 56,701 in 1967 being 994 more than the mean mortality of the preceding 5 years.

The death rate was 9.4 as against 11.6 in the year 1967. 25 per cent. of the total deaths were among infants below 12 months. Out of these 42.9 per cent. were recorded as due to congenital malformation and diseases of early infancy.

Mortality by sex and age.—Of the 50,439 deaths, 29,309 were among males and 21,130 among females. The excess of deaths among males may be ascribed to the preponderance of males in the population, their number being nearly 60.1 per cent. of the total population. The death-rate among females was, however, actually higher than that among males. The male death-rate was 11.7 and the female death-rate 12.7 as against 11.0 and 12.2 respectively in 1967.

Principal causes of deaths.—Diseases of the respiratory system claimed the highest number of deaths as in the past, with a death-rate of 1.49 per 1000 of population. A large proportion of deaths from respiratory diseases occurred among infants and children under 5 years of age. The causes coming next on the list for the year were congenital malformation and diseases of early infancy : 1.01, tuberculosis : 0.9; diarrhoea, enteritis and dysentery : 0.62.

Infant mortality.—Deaths among infants under 1 year of age numbered 12,602 which were 1,516 less than in the preceding year and 93 more than the annual average of the previous quinquennium (1963-67). The infant mortality rate for the year was 80.3 per 1,000 live births as against 92.1 in 1967.

Of the 12,602 infant deaths, 11,410 i. e. 90.6 per cent were among infants born in Greater Bombay and 1,192 i. e. 9.4 per cent. were among those born outside Greater Bombay. The births of these 1,192 infants were naturally not registered in the Greater Bombay Birth Registry. Excluding these 1,192 deaths, the infant mortality rate would be 72.7. How much of this reduction in the rate could be set off against the deaths of infants occurring outside Greater Bombay though born and registered in the Greater Bombay cannot be estimated, but in the absence of any specific cause or evidence of emigration, the number must be small and, therefore, the infant death rate after correction for residence would not be much above 72.7 i.e. 7.6 less than the recorded rate of 80.3.

Causes.—8,328, or nearly 66.1 per cent. of the total infant deaths were due, collectively, to diseases of the respiratory system, congenital malformation and diseases of early infancy, as against 97 or 66.1 per cent. in 1967. Diarrhoea and Enteritis caused 1,560 deaths, Dysentery 55 and Convulsions 11 deaths. Deaths from Small-pox and Measles numbered 8 and 22 respectively while poliomyelitis caused 36 deaths.

Quinquennial average.—Compared with the annual average of the preceding five years the total deaths among infants in 1967 were 93 more. Increase of 17 under Convulsions, 25 under Poliomyelitis, 17 under Dysentery and 115 under Diarrhoea and Enteritis was recorded. Decrease of 91 under Small-pox, 69 under Measles, 421 under Congenital malformation and Diseases of early infancy and 401 under Diseases of Respiratory System, was recorded.

Age at death.—The infant deaths in the first week of life were 4,621 or 36.7 per cent. and in the age group of 1 to 4 weeks, it was 2,408 or 19.1 per cent. of the total. Thus, 7,029 infant deaths or 55.8 per cent. of the total number occurred in the first month of life. In the next two age-groups viz. 4 weeks to 6 months and 6 to 12 months the infant deaths numbered 3,269 and 2,304 respectively, constituting 25.9 per cent. and 18.3 per cent. of the entire infant mortality.

The *maternal mortality* numbered 130, the rate being 0.8 per 1000 live births as against 0.7 during the year 1967.

Cemeteries.—The work of registering the cemeteries in the Suburbs was continued during the year. Certain amenities were provided in a few private cemeteries.

Notification.—The total number of notifications of infectious diseases received during the year was 7,435 as against 9,975 in 1967. Of these 7,375 (99.2 per cent.) were from the District Registrars and 60 (0.8 per cent.) were from the Medical Practitioners.

Infective Hepatitis.—1547 attacks (including 122 originating in other local areas of India) and 184 deaths occurred due to Infective Hepatitis.

Plague was absent during the year.

Anti-plague measures :

(i) **Rat destruction.**—The total number of rats caught and destroyed in Greater Bombay during the year was 5, 8,710 (including 1,14,725 *Rattus Rattus* and 2,49,380 *Gynnomys Kok*) as against 6,04,253 in 1967. No rat was found plague-infected. Periodical immunity tests on the rats against plague could not be carried out during the year at the Haffkine Institute as the incinerator was not put into commission.

(iii) **Other.**—Anti-plague measures viz. Flea destruction, especially through cynogassing of rat holes and thorough cleansing of areas were carried out.

Small pox.—caused 101 attacks (including 50 originating in other local areas of India) and 38 deaths.

Cholera.—Cholera was absent during the year. Preventive measures such as anti-cholera inoculations, disinfection of well water, destruction of over-ripe and rotten fruits, were carried out. 5,76,411 persons were inoculated against Cholera.

Influenza.—Influenza caused 2 deaths as against 3 in 1967.

Enteric Fever.—The number of notified cases viz. 365 (including 16 originating in other local areas of India) was 219 less than that in 1967. The total number of deaths was 49 as against 19 in 1967. 4,40,875 persons were inoculated with T. A. B. Vaccine. Other preventive measures including D. D. T. spraying as an anti-fly measure, surprise inspection of food establishments, etc., destruction of unwholesome food-stuff, propaganda, etc., were carried out as usual, besides treating all cases of typhoid with chloramphenicol, etc., at the Kasturba Hospital for Infectious Diseases.

Acute Anterior Poliomyelitis.—720 cases (103 originating in other local areas of India) and 109 deaths were reported due to this disease. 3,90,490 children were immunized against Polio.

Diphtheria.—1911 cases were notified. Of these 172 were originating in other local areas of India. 108 cases proved fatal.

Cerebro-spinal meningitis.—This disease caused 2 attacks.

Tuberculosis.—Tuberculosis took a toll of 5,157 lives and the death-rate of tuberculosis was 0.9 per 1,000 of mid-year estimated population.

Examination of specimens.—Sputum specimens sent by the medical practitioners were examined free of charge at the Municipal Laboratory.

Cases of Tuberculosis were admitted to the Municipal Group of Hospitals for Tuberculosis at Sewri, which has an accommodation for 800 in-patients, besides 400 beds are reserved by the Municipal Corporation of Greater Bombay at the Sarvodaya Hospital, Ghatkopar. The cases directed by the 4 clinics at Shamaldas Gandhi Marg, Foras Road, Dadar and Khar were admitted as per the waiting list maintained at the Hospital Outdoor Department after examination by the Honoraries. A. P. and P. P. refills and screening were done at the Hospital as also at the above four clinics. Advanced cases of Tuberculosis were isolated at the Daitya Municipal Isolation Wards at Dadar.

Venereal Diseases & Contact Investigation Centre.

Follow up work and education.—The two medico-social workers, one for the male patients and the other for female patients and the Health Visitor helped in inducing the defaulters and married partners to take continued and complete treatment. They also impressed upon the minds of the patients the disastrous after-effects of the diseases. Some female patients who were willing to be rescued were given aid and were rescued through the Vigilance Branch of the Police Department.

The clinical diagnosis of all the cases was confirmed by the modern laboratory tests in the laboratory of the clinic. Blood samples and urethral smears of patients sent by private medical practitioners were tested and examined and reports were sent to them confidentially and free of charge.

Latest methods of treatment were adopted at this clinic. Male and female patients were examined and treated in separate wings of the clinic, maintaining absolute privacy and secrecy.

Anti-biotics like Penicillin 'G' in Oil, Strepto-penicillin Ledermycin, Capsules, etc., were the drugs of choice used in the treatment of venereal diseases.

Out of 647 samples of blood received from Municipal Maternity Homes (509 ante-natal and 138 post-natal) for opinion 78 were positive for V. D. R. L. test or Kahn Test. These positive cases were treated at the respective Maternity homes, for the convenience of the patients.

As many as 20,804 (19,321 males and 1,483 females) Venereal and 3,583 (1,877 males and 1,706 females) non-Venereal cases were treated during the year.

Out of 20,804 Venereal cases, 4,460 were syphilis, 6,406 were gonorrhoea and 9,938 were cases of non-syphilitic sores.

Leprosy.—The Acworth Leprosy Hospital has been doing commendable work for over 78 years and is also conducting 9 clinics, 5 in the city and 4 in the suburbs and extended suburbs, maintained by the Greater Bombay Leprosy Control Scheme through survey, education and treatment. In addition to providing a Hospital for the isolation of 500 patients, either voluntarily admitted, or committed by Magistrates, under the Leprosy Act, the Institution conducts a well-equipped Out-patient Clinic, with facilities for education, case-detection and treatment, including physiotherapy and chemoprophylaxis, and reconstructive and plastic surgery. Medical social service is also provided. The figures of attendance at the 9 clinics are given below :

	A. L. Hospital Clinic	G.B.L.C. Scheme (9 clinics)
New Cases	3,846	1,814
Old cases	9,404	6,398
Average daily attendance	228.6	292.6

The Corporation bears the entire cost of the out-patient clinic attached to the Acworth Leprosy Hospital and also additional cost on account of—

- (1) 48 beds for the voluntary patients domiciled in Bombay.
- (2) approximately 150-170 beds for the resident patients (domiciled in Bombay), committed under the Leprosy Act.
- (3) Domiciliary service by 6 Health Visitors.
- (4) an amount of Rs. 10,000 every year for Sulphone treatment to outpatients.
- (5) One-third of the recurring expenditure and the entire cost of Capital works such as construction etc., on account of the Greater Bombay Leprosy Control Scheme activities.

Six Health Visitors appointed by the Corporation including one for the Suburbs, 3 non-Medical Assistants and the medical staff appointed by the Acworth Leprosy Hospital and 7 Health Visitors and medical staff appointed under the Greater Bombay Leprosy Control Scheme are doing the important work of detecting cases of the disease among the contacts of the patients. The Medical Assistants in charge of the Municipal Free Dispensaries have also been specially trained for detection of early cases of leprosy.

Malaria.—Inspections were carried out for detection of mosquito breeding places and breeding detected was promptly destroyed by treating with larvicides. The urban Vector—*A. Stephensi* (Larvae) was detected on 215 occasions in Greater Bombay limits.

Wells.—16 open wells and 1 H. C. C. well were filled in and 15 open wells were rendered H. C. C.

Cisterns.—The total number of cisterns in Greater Bombay was 1,32,810 (City 93,050, suburbs 33,210 and extended Suburbs 6,550.)

Overhead Tanks.—All the 269 overhead tanks on mills and similar other premises were maintained in mosquito proof condition.

Mill tanks.—84 mill tanks in Greater Bombay were periodically inspected and necessary measures were taken to prevent or destroy mosquito breeding in them. Some of these mill tanks were kept under insecticide treatments also.

Precautions against yellow fever.—Campaign against *Aedes Aegypti* mosquito, the vector of yellow fever and dengue was continued throughout the year. Breeding of *A. Aegypti* was detected on 181 occasion and stegomyia index for the year was 0.006.

Statutory actions were taken against the owners of premises, etc. to keep their compounds free from breeding of mosquitoes.

Insecticide Services.—Fly and other insect-pests likely to cause nuisance were reduced as a result of regular anti-fly and other disinfestation measures adopted by the Insecticide Branch.

Filariasis.—An entomological survey to assess and delimit the transmission of filariasis by mosquitoes was continued during the year.

Private treatments on payment of fees.—This work was continued and insecticide squads operated in all the wards of Greater Bombay. A sum of Rs. 2,16,580 was received as fees for rendering these services.

Insecticide Fogging Operations.—These were carried out throughout Greater Bombay with the help of three squads covering all the areas where insect infestation was high.

National Malaria Eradication Programme.—The National Malaria Eradication Programme in the Municipal Corporation of Greater Bombay was established in the year 1962-63. The Unit is under consolidation phase at present and covers the old City, Suburban areas and Extended Suburban areas on Central and Western Railway sides. The unit covers an area of 168 square miles. Bombay is an island situated on the western coast of Maharashtra State. It is the chief industrial city known as Gateway of India. People come to the city by air, sea and rail and road. People from other states as well as from other countries are also engaged in various pursuits in suburban areas of Bombay. Some of the adjoining districts of Bombay are malarious. If the people bring potential reservoir and if they are not examined and treated, they are likely to spread the disease either in the City or to their native place. Hence, to avoid this, the surveillance scheme is introduced. The idea behind the Surveillance Scheme is not to eliminate mosquitoes (vector species) but to eliminate the malaria parasite from the human blood stream, so that even if vector densities increase to pre-control level, there will be no transmission of malaria parasites. Malaria in Bombay prior to 1930 A.D. was reported to be hyper-endemic. *A. Stephensi* is the vector in Greater Bombay Municipal Area.

For surveillance purposes, the Greater Bombay Municipal Unit is divided into 3 units (1) City Unit, (2) Western Suburbs and Extended Suburbs, and (3) Central Suburbs and Extended Suburbs. City is covered by passive surveillance only, whereas Western and Central suburbs and extended suburbs are covered by both Active and Passive Surveillance. In City, the blood smears are collected from fever patients attending the Municipal free dispensaries, Municipal and Government Hospitals, private medical practitioners and other charitable institutions whereas in suburbs and extended suburbs, in addition to above, the blood smears are collected by visiting house to house and if found positive, R. T. is given. On an average 12 to 15 hundred blood smears are daily collected and they are examined in the Laboratory located at Andheri and the results are conveyed to both Active and Passive Agencies through inspectorial staff.

In the Surveillance Laboratory situated at Andheri, 40 Technicians are working in 2 shifts, and the blood smears examined by them are not only checked by the Assistant Health Officer and Assistant Unit Officer but 2.5 per cent and 5 per cent of total monthly collection is also sent to Baroda and Thana respectively per month for cross-checking in order that no positive cases be missed in the Laboratory Examination.

On detection of positive case, the Radical Treatment is given to the patient and epidemiological investigation is carried out with the interval of 1 month in the locality where positive case is detected, in order to be sure that the positive case has not transmitted the infection in the locality. Follow-up of each positive case is done by taking blood smear every month for 12 successive months to ascertain the success of radical treatment.

Surveillance visit is also vigilant about the nomadic population which frequently appears in suburbs and extended suburbs. As soon as the location is noticed, the blood smear for each member of the group is collected and certificate is also issued to them regarding their blood smear examination for the information of the other units of their visit.

In order to make sure that hamlets, isolated houses and slum areas are not left with any residual parasitic load, a Bias Mass Survey is carried out in all such places. In addition to this, mass suppressive treatment and M. S. R. is carried out wherever necessary.

The Medical institutions which are partly covered in the year 1967 were fully covered during the year 1968. Watch was also kept on the Blood donors to prevent them from becoming carriers of malaria parasites.

The Assistant Health Officer (Surveillance) is in overall charge of the whole scheme. There are 4 Assistant Unit Officers who are looking after the Active and Passive Surveillance.

During the year, there was a focal outbreak in G Ward, and detailed report regarding the same is given below :—

Focal Outbreak of Malaria in G Ward.—G Ward area of the Corporation is a very thickly populated area with a population of about 4 lakhs, which mainly consists of low-income mill workers and labourers. There are large number of slums in this ward, with constant influx of population from other parts of the Country. There are many textile mills, and a big railway workshop is situated in this locality.

Breeding of *A. Stephensi* was detected by the Insecticide Branch in this locality. Since beginning of the year and even though all anti-larval measures were taken by the Department from the beginning, large number of breeding places were found after monsoon, due to collection of water in un-used overhead cisterns of the Textile mill and old dilapidated buildings. Breeding was also detected in railway engines coming from other parts of the country in the workshop for repairs.

From the beginning of the year, sporadic cases were reported from the locality, many of which were imported from other parts of the country. Because of the breeding places and probably because of imported cases coming from other parts of the country, there was an explosive out-break of malaria in this locality.

Detection of the focal outbreak.—On 11-11-1968, the focal outbreak was detected on reporting of 4 malaria cases from passive case detection agencies in a Municipal dispensary. Meanwhile more malaria cases were reported from the locality which were detected by passive detection agencies in Hospitals and Dispensaries in other parts of the city. As all the cases proved to be indigenous, it was decided to screen the area by mass blood surveys when more positive cases were detected. The affected area was also put under active Surveillance (as there is no active surveillance in city), with weekly visits in the beginning which was made fortnightly, when situation was brought under control. All the persons were radically treated and family radical treatment was given to members of the family where more than one case were detected.

At the same time, anti-mosquito measures such as oiling the breeding places, focal sprays and intensive fogging was carried out in the locality and situation was brought completely under control by the end of the year. During the focal outbreak 156 cases were detected and blood smears were collected and examined, upto end of December, 1968.

Following table gives monthwise collection of blood smears under various agencies and number of positive cases.

	MONTHS		
	October, 1968	November, 1968	December, 1968
Actives	Nil.	68	518
No. of positives	5	15
Passive	2,442	1,887	1,486
No. of positives	15	24	15
Mass	276	14,883	13,786
No. of positives	1	71	10
Total S. S. collected :	2,718	16,838	15,790
Total No. of positives :	16	100	40

Mass survey showed 3 imported cases. All positive were of P. Vivax type.

(III) HYGIENE

The Maternity and Child Welfare services were rendered through the 17 Municipal Maternity Homes and two Hospitals with Maternity wards and 29 Maternity and Child Welfare Centres. The scheduled strength of maternity beds was 694, the number of deliveries conducted being 49238. The average stay of mothers in the Maternity Home was 5 days.

Domiciliary care was rendered to impart health education and to carry out health propaganda amongst mothers. The mothers were also guided how to bring up their babies well and persuaded to take advantage of the services at the centres. The Medical Officers in charge of these Maternity Homes also paid domiciliary visits to supervise and guide the Health Visitors in their work.

Institutional care included ante-natal, natal, post-natal, infant and pre-school age child care, follow-up, work, and health education by propaganda through posters, leaflets, group talks, demonstrations and film shows, etc.

During the natal period, each mother was explained the importance of family planning.

Milk was given free to the poor and needy expectant and nursing mothers 3 months before and 3 months after delivery at the Maternity Homes. Poor mothers who delivered at their homes were also given help in the shape of milk.

Arrangements for the post-mortem examination in cases of certain deaths occurring in Municipal Maternity Homes were continued at the B. Y. L. Nair Hospital.

B. C. G. Vaccination was given to 42,066 new-born babies at 17 Municipal Maternity Homes and 2 Hospitals with Maternity beds after obtaining consent of their parents.

Paediatric centres were conducted at 5 Maternity Homes with a view to providing a service to the community in which efficient effective and comprehensive paediatric care can be given outside the hospital by promoting good growth and development, providing immunization facilities, teaching family and community health as also nutrition, (ii) to reducing the load of hospital O.P.Ds. by referring cases for different medical care and (iii) to providing a teaching field and educational experience in an urban centre to doctors, nurses and allied workers.

Immunization.—Infants and children aged 6 months and above were immunised with Triple Vaccine at the Maternity Homes. Polio vaccine was given to the infants and children upto the age of 6 years at the Maternity Homes.

Family Welfare Planning.—Advice on spacing of births was given by trained doctors to married men and women at the Family Welfare Planning Centres. Health Visitors paid domiciliary visits for follow-up and propaganda.

(I) School Health Work :

(a) **Primary Schools.**—Medical inspection of school children. The total number of pupils in standards I to IV and V to VII in 907 primary municipal schools, and 113 classes in Greater Bombay was 5,29,055.

The Medical Inspection was conducted in 751 schools by the Assistant Medical Officers (Schools) and 1,28,176 children (61,066 boys and 67,110 girls) studying in standards I to III as well as of those from Standards II and IV who remained unexamined during the previous year, were medically examined during the year.

87,594 children were found defective. The defects were communicated to the guardians of the pupils. The total defects noticed amongst the children were 1,96,729. The guardians of 3,242 children were interviewed by the Assistant Medical Officers (Schools) and were explained the necessity of getting their wards investigated and treated.

The disease-wise percentage of defectives, to the total number of defectives, i.e., 87,594 as compared with that of the previous year (1967) is shown below —

						1967	1968
Total defectives...						83,709	87,594
Serial No	Defects					Percentage;	Percentage.
1	General debility	53.54	57.53
2	Dental (mouth and teeth)-	51.71	60.18
3	Enlarged glands	35.57	31.39
4	Throat	33.71	32.32
5	Nose	1.5	10.57
6	Eye (External)	5.85	4.17
7	Ear diseases	6.97	8.22
8	Skin (contagious)	4.6	5.25
9	Other diseases	6.63	10.6
10	Eye (Vision)	2.02	1.57
11	Deformity of bones and rickets	1.03	0.6
12	Lungs and Tuberculosis	0.66	1.48
13	Heart, circulation-	1.08	0.7
14	Spleen	0.18	0.02

Secondary Schools.—16,579 students studying in 19 Municipal secondary schools were medically examined and 12,582 were found defective.

(2) **Follow-up.—Correction of defects.**—35,656 children with major ailments were treated at the K. E. M. Hospital, Nair Hospital, Lokmanya Tilak Municipal General Hospital and Dental Clinic at Nair Hospital 1,232 cases with minor ailments were treated in the Municipal dispensaries, 1,341 were referred to the Honoraries of the O.P.D. for expert opinion. 387 cases of Tonsils were operated at the clinics. 753 children suffering from scabies, ringworm and boils were treated in the schools by the Assistant Medical Officers (Schools). All the Municipal schools were supplied with 'emergency outfit'. 343 children were supplied with spectacles, free of charge. 124 children suffering from infectious diseases were disallowed from attending schools and their parents were advised the importance of regular treatment.

Screening of 124 suspected T.B. cases was done at the Municipal T.B. clinics, out of which 11 children who were suffering from tuberculosis were treated.

(b) Miniature Chest X-Ray of 3,463 children (plus 15 mm. (MT) 843 teachers, 126 peons, etc., were taken by the Lions Club Mobile X-Ray Unit.

(c) **Sanitary Inspection of School buildings—**

The school buildings were inspected from the sanitary point of view and the reports were sent to the departments concerned for necessary action.

(4) **Health education.**—1,254 and 1,801 health talks were given in schools by Assistant Medical Officers (Schools) and School Health Nurses respectively. With a view to improve school health services among school children, 36 meetings of parents and teachers were organised in the school premises when educational films were shown as well as informative talks were given.

"Health Ministry" was formed by selecting one or two students of each standards, i.e., IV to VII in Upper primary schools to look after the sanitation of school environment. This ministry was guided by the school teacher every-day and by the Assistant Medical Officers and School Health Nurses periodically.

Health Trophy Scheme was introduced so that the school children inculcate health habits. 177 schools were included in this scheme. Two schools standing first in the city and two schools standing first in the suburbs and extended suburbs were awarded Health Trophies.

Health Parades were held in a few selected lower primary schools by the school teachers every month and by the Assistant Medical Officers (Schools), and School Health Nurses periodically to give marks to the children for personal cleanliness and hygiene. The first two children from each class who secured highest number of marks were given prizes as an encouragement.

(5) **Supply of milk to ailing children.**—During the year 8,112 ailing children attending the school clinics at the K.E.M. Hospital and 3,278 children attending the dental clinic at the Nair Hospital Dental College were supplied with 200 ml. pasteurised toned milk each and 200 ml. double-toned milk to 8,689 and 9,053 children attending the school clinics at the Nair Hospital and L.T.M.G. Hospital, Sion, respectively.

(6) **Child Welfare Centre.**—Child Welfare Centre at the J. J. Group of Hospitals which is part of World Health Organisation Nursing Education project, assisted the Municipal Medical Inspection Branch in the health programme in 2 Municipal schools located in the hospital compound, where 469 children were treated.

412 children were examined in 2 schools in Agripada Municipal Buildings by the Child Welfare Centre at the Nair Hospital.

(7) Immunization work was carried out in Municipal schools as follows —

(a) Diphtheria and Tetanus	...	1st dose	35,561
		2nd dose	76,001
(b) Small-pox	...		29,190
(c) B. C. G. Vaccination work	—		

Tuber ulosis test given	Found positive	B. C. G. Vaccinated	T. T. not read because of absence
50,252	23,604	14,372	12,276

(8) **Emergency care.**—First aid was rendered at the time of sports, mass drills and scout rallies, sharadotsav, etc., organised by the Municipal Education Department.

Lectures were delivered by Medical Officer (Schools to the students of D. C. H. Course, D. P. H. Course, Sanitary Inspectors' course and Post-certificate Paediatric Nursing Course.

Mobile Health Unit.—Dr. D. N. Pai, Professor of Preventive and Social Medicine, Seth G. S. M. College, continued to be Honorary Director, Mobile Health Unit and Special Officer, Family Planning. The following activities were carried out during the year —

() **Comprehensive health care to Municipal school children.**—Mobile Health Unit assisted the medical inspection branch by conducting medical examination in 183 Municipal schools and 39,767 children from 1 to 4 standards were medically screened.

() **Control of communicable disease.**—A total number of 4,16,627 immunization procedures against various communicable diseases were performed both in schools and field as follows :—

Immunizing agent	IMMUNISATIONS		
	In school	In field	Total
<i>P.lio</i>			
1st dose	1,293	1,293
2nd dose	1,006	1,006
3rd dose	1,192	1,192
Booster dose	2,136	2,136
<i>Triple</i>			
1st dose	650	650
2nd dose	1,007	1,007
3rd dose	1,211	1,211
Booster dose	1,096	1,096
<i>P. T. A. P.</i>			
1st dose	596	596
2nd dose	212	212
3rd dose	56	56
B. C. G. Vaccinations	...	120	120
T. A. B.	1,03,937	28,878	1,32,815
Cholera	1,03,937	80,993	1,84,930
Small-pox	24,129	64,178	88,307
	2,32,003	1,84,624	4,16,627

(3) **Health Drive and Family Planning Exhibition.**—In addition to general health education performed through its unit, simultaneously with mass immunization programme, 18 health drives in different localities, mills and factories were held. A special exhibition on Family Planning was arranged at Worli dairy from 16th October 1968 to 18th October 1968, during the National Health council meeting sponsored by Government. The inauguration of this meeting was done by the Union Health Minister, Hon'ble Shri Satyanarayan Sinha. The meeting was addressed by the Chief Minister of Maharashtra State, Hon'ble Shri Vasant P. Naik and Hon'ble Minister of Health, Maharashtra State, Dr Rafiq Zakaria. The exhibition was visited by the representatives of the State and UNICEF, etc.

Other special exhibition on Family Planning synchronising with seminar on Bombay's Development by Bombay Civic Trust was arranged at Birla Krida Kendra, Chowpatty, in the month of December, 1968. 6 information-cum-distribution centres with facilities for vasectomy operations have been started in co-operation with Western and Central Railways and 2 more such centres are conducted at Nana Chowk and Worli. Lectures by eminent speakers, free film shows, distribution of contraceptive devices, distribution of literature on family planning, through qualified doctors were carried out at these centres.

() **Training of medical and para-medical personnel.**—361 interns from the City medical colleges were trained in urban health practice.

(5) Special efforts for taking comprehensive health care and family planning to slum areas were made.

IV.—MEDICAL RELIEF

Municipal General Hospitals.—The Public Health Department conducted five small general hospitals in the suburbs and extended suburbs.

Free dispensaries.—The number of new cases treated at the 61 dispensaries and 11 mobile dispensaries was 1,63,034 as against 15,57,709 in 1967. The total attendance was 63,75,721 as against 60,15,000 in 1967, including visits by the dispensary medical officers to patients at their homes.

Clinics for women and children were conducted by three part-time Lady Doctors at 6 Municipal dispensaries for two hours thrice a week. The number of new cases treated was 2,892 (8,540 women and 352 children) as against 2,917 in 1967. The total attendance was 19,769. These figures include visits by the Lady Doctors to patients at their homes. At the 29 Maternity and Child Welfare Clinics 4,21,932 new cases (3,31,520 women and 90,412 children) were treated. The total attendance was 7,50,415.

Municipal Eye Hospital at Kamathipura is in charge of the Superintendent who is assisted by two Assistant Medical Officers, two Honorary Ophthalmic Surgeons, two Honorary Assistant Surgeons, two Refractionists, one Orthoptic Surgeon and one Hon. Assistant Physician in treating the patients.

The indoor wards were kept closed from 8th September 1967 as the work of construction of additional floor over the existing premises was taken in hand. The same was nearing completion by the end of the year under report. The bed strength of the hospital was 40 (20 for males and 20 for females). On completion of the additional floor, the bed strength of the Eye Hospital will be about 80 (40 for males and 40 for females).

The Out-patients Department was, however, functioning during the year 1968. Total number of new cases treated and total attendance was 27,798 and 1,27,161 as against 27,563 and 94,822 respectively during the previous year.

The Medico-social Unit which was established in April 1957 at Kherwadi, Bandra, by appointing a Medico-Social Worker, in order to carry out an integrated practice of medicine based on the family and community as Unit continued working. The medical personnel specialising in different fields of medicines and working at the Kherwadi Family and Community Health Centre, a Voluntary social organisation, rendered honorary services at our Unit.

Ambulance Services.—Ambulances were stationed at the two Central Places, viz., one at the Municipal Maternity Home at Andheri on the West and the other at the dispensary at Rajawadi, Ghatkopar, on the East. The ambulances under the Fire Brigade also attended to medical, maternity and accident cases. The ambulances and hearses under Assistant Engineer (Transport) removed cases of infectious diseases and dead bodies respectively.

V.—HEALTH PROPAGANDA AND EDUCATION

The health propaganda and education was carried out through the Public Relations Department.

VI.—MUNICIPAL LABORATORY

The Laboratory received 28,095 samples as against 27,798 in the preceding year. Category-wise, they arrange themselves into the following groups —

I.—Chemical Examination—

1. Food (i) P. F. A. Act;...	9,188
(ii) Other than P.F.A. Act	871
2. Water samples	719
3. General Stores	294
4. Water Works Department...
5. Hospitals	362
6. Miscellaneous	542
						99,976

II.—Bacteriological Examination—

1. Water (i) From City and Suburbs	13,584
(ii) From Bombay Port Trust area	439
2. Disinfectants	33
3. Foods	1,968
						16,024

III.—Clinical Examination—

1. Urine	3
2. Blood for general examination
3. Stools
4. Semen	91
						95

The water sampling programme continued as usual but sampling was done both in the morning and evening so as to collect the samples from all the wards.

The Municipal Analyst attended courts in the City on several occasions to give evidence in 53 cases under the Prevention of Food Adulteration Act and Bombay Municipal Corporation Act. The additional Public Analyst attended courts on 4 occasions to give evidence in the cases under the Prevention of Food Adulteration Act, 1954.

Chemical.—(1) Samples of food-stuffs examined chemically were 10,059. Out of these, 9,188 were examined under the prevention of Food Adulteration Act, 1954.

(2) Out of 719 samples of water examined, 24 well water samples and 189 water samples collected from other sources were found unfit for potable purposes.

(3) 542 samples of different kinds such as soap, paints, varnishes, articles of stationery (*i.e.*, various kinds of inks and gums), drugs, chemicals, etc., were received from different departments and from members of the public.

Bacteriological.—(1) Of the 13,584 samples of water from the city and suburbs examined, 224 well-water samples and 1,640 water samples collected from other sources were found unfit for potable purposes. From the Bombay Port Trust areas, 439 samples were collected and none was found unfit for potable purposes.

(2) 33 samples of disinfectants were examined to determine the Rideal Walker Co-efficient.

(3) Out of 1,968 samples of food-stuffs examined, 150 were found unfit for human consumption.

Clinical.—(1) All the 3 samples of urine received were from Municipal institutions.

(2) 92 samples of miscellaneous nature such as stools, semen, etc., were also examined.

KASTURBA HOSPITAL FOR INFECTIOUS DISEASES

Dr. R. S. Deshpande, M.B.B.S., D.P.H., was Assistant Medical Officer, upto 31st January 1968. He was promoted as Medical Officer (keeping in abeyance the post of Assistant Medical Officer) from 1st February 1968 and he continued to be in full charge of the administrative work of the Medical Superintendent in addition to his own, throughout the year.

With a view to up-grading this institution and putting the medical relief work on a better footing, the Honorary Physicians who were appointed in 1964 to visit this Hospital twice a week, continued during the year.

(1) Dr. D. D. Bamji, M.D. (Bom.), F.C.P.S. (Lond.).

(2) Dr. J. K. Mehta, M.D. (Bom.), M.R.C.P., F.C.P.S.

(3) Dr. L. R. Patel, M.D., M.R.C.P., F.C.P.S.

(4) Dr. S. C. Sheth, M.D., F.R.C.P. (Lond.), F.A.A.P., F.A. Sc., F.C.P.S.; D.C.H., Honorary Paediatrician.

These Physicians were continued to be helped by the following four Assistant Physicians (Part-time) who attended this hospital daily —

(1) Dr. S. A. Kamat, M.D.

(2) Dr. V. S. Ajgaonkar, M.D., F.C.P.S.

(3) Dr. A. J. Mehta, M.D.

(4) Dr. R. D. Potdar, M.D. (Ped.), D.C.H.

The Laboratory was manned by Dr. D. U. Antani throughout the year. Dr. R. K. Batliwalla and Dr. K. N. Vaidya continued during the year as part-time Pathologist.

Besides the Honorary Physicians and Assistant Physicians (part-time), the following Consulting honorary staff was attached to the hospital —

(1) Dr. J. S. Shah, M.S., Honorary Surgeon.

(2) Dr. L. H. Hiranandani, F.R.C.S., D.L.C., F.C.P.S., Honorary E.N.T. Surgeon.

(3) Dr. J. V. Desa, M.S., D.L.O., Honorary E.N.T. Surgeon.

4. Dr. V. N. Purandare, M.D., F.R.C.S., Honorary Obstetrician and Gynaecologist.

5. Dr. K. V. Chaubal, M.S., F.R.C.S. (Eng.), M.C.H. Orth. (Liverpool) Hon. Orthopaedia Surgeon.

6. Dr. C. A. Talwalkar, M.S., Hon. Orthopaedic Surgeon.

7. Dr. S. C. Desai, M.B.B.S., D.V.D., Hon. Dermatologist and Venerologist.

8. Dr. D. G. Mody, M.B.B.S., D.O.M.S., Hon. Ophthalmic Surgeon.

9. Dr. N. S. Vahia, M.D., Hon. Psychiatrist.

10. Dr. R. G. Ginde, M.S., F.I.C.S., F.A.C.S., Hon. Neuro Surgeon.

11. Dr. Janak Mehta, M.B.B.S., D.A., Hon. Anaesthetist.

12. Dr. R. B. Raut, L.D.Sc., Hon. Dental Surgeon.

13. Dr. R. S. Pradhan, Hon. Part-time Radiologist.

As the activities of X-Ray department increased at this hospital, one post of Honorary Part-time Radiologist was created and as a temporary arrangement, Dr. R. S. Pradhan, Hon. Radiologist of B. Y. L. Nair Hospital looked after the work of this hospital.

Admissions.—During the year, 23,526 patients suffering from various acute infectious and communicable diseases, except Tuberculosis and Leprosy, were admitted to the hospital as against 27,911 during the previous years (*vide* Tables 72,73 and 74). They included 101 of Smallpox, besides 310 of Enteric Fever and 1,911 of Diphtheria.

The daily average number of patients was 646. The fatality rate in the total admissions was 3.2 per cent.

Hospital accommodation :

Smallpox.—In a total of 101 cases admitted to this hospital 38 died giving a case fatality rate of 37.6 per cent. Excluding 16 deaths which occurred within 48 hours of admission of cases in a moribund condition, the case fatality rate was 24.5 per cent. only. March was the peak month for admissions. Administration of broad-spectrum antibiotics and steroids did not have the uniform effect in respect of clinical course of illness, but had encouraging results as far as the lowering of the incidence of secondary complications was concerned.

Diphtheria.—The total number of admitted cases during the year 1968 was 1,911, excluding 2,366 cases found negative on laboratory investigation. Out of these, 108 proved fatal. The case fatality rate was 5.3 per cent. Excluding the 68 moribund cases that died within 48 hours of admission the case fatality rate was 1.9 per cent. The operation of tracheotomy was required to be performed at this hospital in 18 cases of Diphtheria with laryngeal obstruction 11 of whom succumbed to the disease. 5 cases of Diphtheria were transferred to this hospital from other institutions after tracheotomy operation, out of whom 3 succumbed to the disease. Cases were admitted from all parts of the city predominantly from Girgaum, Byculla, Bhandi Bazar, Worli, Parel, Lalbaug, Sewree, Matunga, Mahim, K, L and M Wards.

Broad spectrum antibiotics *viz.* Erythromycin along with steroids particularly hydro-cortisone and Dexamethasone were administered in secondary laryngeal and Bull's neck variety cases with severe toxæmia. These antibiotics and steroids helped to reduce the incidence of Tracheotomy operation and fatality rate of the disease which is mainly due to Myocarditis.

The highest incidence of the disease was in the age group of 2 to 5 years. The youngest patient admitted was a male child aged four months and the oldest patient was a male aged 57 years. Both were discharged cured.

At the immunization centre established at the hospital premises for immunizing contacts and visitors against Infectious Disease, 5,497 were immunized against Diphtheria, 6,382 were immunized against Enteric Fever, 7,285 against Cholera and 23,377 against Smallpox.

Enteric Fever.—Admissions during the year numbered 310 as against 523 during the previous year. All these cases were confirmed by Widal Test in rising titre and/or by isolation of organisms from clot culture. There were 38 cases of Para-typhoid and 272 of *S. typhi*.

August was the peak month of admissions.

Meningeal symptoms developed in 13 cases and 5 had a relapse. Signs of intestinal perforation and acute abdomen were detected in 20 cases which were transferred to the General Hospitals for further treatment.

Eight cases proved fatal, giving a case fatality rate of 2.6 per cent. There were no deaths which occurred among the admitted in a moribund condition and within 48 hours of their admission.

The highest incidence of this disease was found in the age-group of 21 to 30 years. The youngest patient admitted was a male child of 4 years and the oldest a male of 46 years. Both were discharged cured.

Cholera and Plague.—There was no incidence of Cholera and Plague during the year under report.

C. S. Fever.—Two cases of C. S. Fever, both males were admitted to the hospital during the year. Both were discharged cured.

Anterior Poliomyelitis.—710 cases of Poliomyelitis were admitted. 36 were of Bulbar variety, 666 of spinal variety and the rest 8 of spinobulbar variety. 85 cases proved fatal, of whom 80 belonging to spinal variety, 4 to bulbar variety and 1 to spino-bulbar variety. All the deaths were due to respiratory paralysis. 60 deaths occurred within 48 hours of admission brought in a moribund condition.

Whooping cough.—Out of 57 cases treated for whooping cough, 3 died. Age incidence varied from 3 to 5 years. Male children were predominant.

Infective Hepatitis.—1,547 cases of Infective Hepatitis were admitted during the year. Out of 1,547 cases, 45 proved fatal and all deaths were due to hepatic coma. 15 were admitted in a moribund condition and died within 48 hours of admission.

Other diseases.—Of the 715 cases of Measles, 673 of Mumps and 1,008 of Chickenpox admitted, 51 of Measles and 4 of chickenpox and 3 of Mumps proved fatal. Majority of the cases were from Children's Home, Convents, etc. The deaths were generally due to the complications of Bronchopneumonia and/or Encephalitis.

Research Work.—Fortnightly meetings with the Honorary Physicians, part-time Physicians and Pathologists were held in the office of the Medical Superintendent to discuss the problems of medical relief work and data collected in research work. The following research work was carried out j—

1. Chemotherapy trials with anti-viral drugs like Go-1428 which were started in 1967 in cases of Small-pox were continued in 1968 with I. C. M. R. grants who were pleased to bear the financial liabilities towards the expense of the trials and the large number of cases benefitted from the drugs. The trials were continued for a period of three months from February to May 1968. I.C.M.R. further expressed their readiness to meet the cost of the trials of the drug GO-1428 with respect to Chemotherapeutic and Chemoprophylactic trials. Periodical reports of the trials are being submitted to the Director General of the Medical Relief of the Indian Council.

2. The trial of a new drug "Trimothoprim Cantanol" financed by Messrs. Burroughs Wellcome and Co. Ltd., against Typhoid Carriers were continued in the months of August and September 1968 when the incidence of the diseases was high and it is again proposed to continue the trials in the year 1969.

3. Trials of drug "Eclizyme" of Messrs. APHALI Pharmaceuticals against Infective Hepatitis were carried out from January 1968 to November 1968.

4. A paper on 'Acute Poliomyelitis' by Dr. S. C. Sheth, Dr. R. S. Deshpande, Dr. R. D. Potdar and Miss S. T. Masand, was read in the National Conference on Infectious Diseases held at Bombay in December, 1968.

Other activities.—Dr. R. S. Deshpande, Medical Officer was invited by Indian Council of Medical Research, New Delhi, to attend the meetings of Expert Group of Virus and Arthropod-borne Diseases to discuss the scheme submitted by him on Chemo-prophylactic and Chemo-therapeutical trials with an i-viral drugs against Smallpox in the first week of December, 1968. As the Expert Group had come from different parts of the country, Dr. Deshpande took the opportunities to discuss with them problems relating to infectious diseases.

A National Conference in Infected Diseases was held in Bombay from 7th to 9th December 1968 and the same was attended by the Medical Officers of most of the Infectious Diseases Hospitals in India. This conference was sponsored by the Study Group of this Hospital and a large number of papers were read in the meetings, facilitating exchange of useful information on the diseases treated in Infectious Diseases Hospitals. It was also decided that an Association of Medical Personnel, Specialists and Workers in the field of communicable diseases should be formed on an all-India basis and to give it a permanent character by registering the body.

Paying beds.—The paying beds which were started in November 1966 were continued to be taken advantage of in large numbers by the members of the public.

The number of investigation carried out in the Laboratory was 62,813 and blood transfusion done were 108.

Welfare Centre.—Welfare Centre for the labour staff carried out its activities satisfactorily. The Works Committee was not held for want of agenda from the Labour Union.

Teaching.—Instructions in Infectious Diseases were given to 777 M.B.B.S., D.A.S.F. and Homoeopath undergraduates and 82 post-graduate students preparing for the examination of Diploma in Child Health and Diploma in Public Health.

Student Nurses, Nurses, Health Visitors, etc., from different institutions in Bombay also received instructions in nursing management of infectious diseases and Infectious Diseases Hospital. The Medical Officer continued to be the External Lecturer for student nurses in Infectious and Tropical Diseases at J. J. Hospital B. Sc., Nursing College and Harkisandas Hospital.

361 Interns were given training in Infectious Diseases. Members of the medical staff took advantage of the medical library and the recreation facilities provided at the Hospital.

Blood Transfusion.—Instead of supplying donors, sealed bottles containing blood of different groups were supplied by the Bombay City Red-Cross Blood-Transfusion Service which were stored in the Laboratory at this Hospital so that blood was available for transfusion at any time.

Nurses' Welfare Fund.—The total amount received during the year was nil (as subscription from the members of the nursing staff was nil and donations were nil) and the expenditure was Rs. 15. The balance at the credit of the fund at the end of the year was Rs. 2359.91.

Expenditure.—The total expenditure during the year was Rs. 40,63,394 as against Rs. 37,80,455 during the previous year.

(VIII) VACCINATION

During the year 101 cases of Smallpox occurred in Greater Bombay; out of whom 38 proved fatal. For the first time Greater Bombay was declared to be an area of compulsory protection from Smallpox throughout the year, by the Government of Maharashtra. The vaccination drive was continued on mass scale. Two hundred twenty vaccinators including 180 appointed on temporary basis were posted for the purpose.

During the year, 52,10,612 vaccinations were performed including 2,38,901 primary and 49,71,711 re-vaccinations. Of the children primarily vaccinated, 2,06,500 were Bombay-born.

Out of 84 permanent Public Vaccination Stations, 7 functioned daily, 8 twice a week and the remaining for 2½ hours a week by rotation. On an average 19 permanent public vaccination stations functioned every day.

The results of the vaccination done were verified by inspecting the children brought to the Vaccination station on the 8th day of the Vaccination Operation.

30 certificates of postponement of Vaccination were issued on grounds of ill-health during the year

No case of complication due to vaccination were reported.

During the year, 327 medical students and 120 students attending Sanitary Inspector's course conducted by the Local Self Government institute and 100 candidates in the Vaccination Course were imparted theoretical instructions and practical training in Vaccination.

7,654 pilgrims proceeding to Haj during the year were vaccinated and issued certificates in International forms.

Dr. D. V. PARULEKAR,
M.B.B.S., D.P.H., M.P.H. (USA)
Executive Health Officer.

SUMMARY OF STATISTICS FOR THE YEAR 1968

		CITY	SUBURBS	EXTENDED SUBURBS	GREATER BOMBAY
(1) Area of Greater Bombay and Island...	...	67.78	175.08	194.00	436.86
		Sq. Kms.	Sq. Kms.	Sq. Kms.	Sq. Kms.
(2) Density of Population per Sq. Km.	...	43,083	6,900	2,090	10,387
(3) Population	... } Census of 1961	27,71,933	10,36,585	3,43,538	41,52,056
	... } Mid-year estimated	35,84,000	13,40,000	4,44,000	53,68,000
(4) Total live births registered	...	81,880	55,489	19,511	1,56,880
(5) Birth rate per 1,000 population.	... } Census of 1961	29.5	53.6	56.8	37.8
	... } Mid-year estimated	22.7	41.4	43.9	29.2
(6) Total deaths	...	30,697	15,616	4,126	50,439
(7) Death rate per 1,000 population	... } Census of 1961	11.1	15.1	12.0	12.1
	... } Mid-year estimated	8.6	11.7	9.3	9.4
(8) Total deaths among infants (under 1 year)	...	7,063	4,425	1,114	12,602
(9) Infant deaths per 1,000 live births	86.3	79.7	57.1	80.3
(10) Maternal deaths	...	73	45	12	130
(11) Maternal death rate per 1,000 births (including still-births)	...	0.9	0.8	0.6	0.8
(12) Maternal death rate per 1,000 live births	...	0.9	0.8	0.6	0.8
(13) Still-births	...	2,873	2,053	520	5,446
(14) Plague	... Deaths
(15) Cholera	... Deaths
(16) Small-pox	... } Deaths ...	31	4	3	38
	... } Death-rate ...	0.0	0.0	0.0	0.0
(17) Influenza	... } Deaths ...	2	2
	... } Death-rate ...	0.0	0.0
(18) Tuberculosis	... } Deaths ...	3,640	1,192	325	5,157
	... } Death-rate ...	1.0	0.9	0.8	0.9
(19) Acute Anterior Poliomyelitis	... } Deaths ...	54	42	13	109
	... } Death-rate ...	0.1	0.3	0.7	0.2
(20) Diphtheria	... } Deaths ...	64	39	5	108
	... } Death-rate ...	0.2	0.3	0.0	0.2
(21) Typhoid	... } Deaths ...	28	19	2	49
	... } Death-rate ...	0.0	0.1	0.0	0.0

TABLE I
METEOROLOGICAL DATA (Government Observatory, Colaba) LATITUDE 18°-53'-36" NORTH LONGITUDE 72°-48'-56" EAST.

Months 1967	WIND			TEMPERATURE (°C)						Mean Barometric Pressure (in Millibars) above mean sea level		Mean Relative Humidity (in percent).		RAIN FALL						
	Meandirection		Mean wind speed in Km per hour at 0830 hours I.S.T.	Mean maximum temperature	Departure from normal	Highest in the month	Mean Minimum temperature	Departure from normal	Lowest in month	At 0830 hours I.S.T.	At 1730 hours I.S.T.	At 0830 hours I.S.T.	At 1730 hours I.S.T.	Total rain fall for the month (mms.)	Departure from normal (mms.)	Highest fall in one day		Minimum fall in one day*		No. of rainy days
	At 0830 hours I.S.T.	At 1730 hours I.S.T.														Mms.	Date	Mms.	Date	
(1)	(2)	(3)	(4)	(5)	(6)	(7)	(8)	(9)	(10)	(11)	(12)	(13)	(14)	(15)	(16)	(17)	(18)	(19)	(20)	(21)
January	N 61 E	N 31 W	8.4	28.4	-0.7	31.9	19.0	-0.4	14.2	1013.9	1011.3	72	57	0.0	-2.0	Nil
February	N 22 E	N 85 W	6.6	27.1	-2.4	30.8	18.6	-1.7	15.9	1014.3	1011.3	73	63	0.0	-1.1	Nil
March	N 40 E	N 47 W	7.5	31.3	+0.3	36.8	22.9	+0.2	17.8	1011.2	1008.1	67	59	Trace	-0.4	Nil
April	N 11 E	N 50 W	6.2	31.0	-1.3	34.3	23.9	-1.2	21.3	1010.8	1007.6	76	67	Trace	-2.8	Nil
May	S 56 W	N 76 W	5.3	32.0	-1.3	33.8	25.6	-1.3	23.7	1009.1	1006.5	71	66	Trace	-16.0	Nil
June	S 59 W	S 74 W	10.9	32.7	+0.8	34.0	26.5	+0.2	23.3	1005.9	1003.8	77	72	178.0	-342.3	58.6	22	0.1	13.30	18
July	S 77 W	S 74 W	16.1	30.0	+0.2	32.1	25.4	+0.3	22.8	1004.1	1002.3	85	82	467.5	-242.0	54.7	21	0.1	15	29
August	S 72 W	S 80 W	16.8	29.9	+0.4	31.4	25.6	+0.8	23.0	1007.0	1005.6	83	78	125.1	-314.2	31.7	7	0.1	23	19
September	N 72 E	N 71 W	7.2	30.9	+0.8	32.0	24.9	+0.2	23.3	1009.4	1006.7	85	75	152.1	-144.9	31.9	24	0.2	1	18
October	N 78 E	N 59 W	7.1	33.2	+1.3	35.6	24.4	-0.2	22.0	1011.5	1008.4	78	63	33.2	-54.8	14.3	8	0.9	11	5
November	N 77 E	N 37 W	9.3	33.7	+1.4	36.4	23.0	+0.2	21.2	1014.6	1011.3	69	60	1.9	-18.7	1.8	8	0.1	7	2
December	N 59 E	N 36 W	7.4	31.1	+0.2	35.3	21.0	+0.2	14.0	1014.2	1011.2	76	67	Trace	-2.2	...	-

Total rain-fall during the year 957.8 mms.

Departure from normal -847.0 mm

TABLE 2

METEOROLOGICAL DATA GOVERNMENT OBSERVATORY SANTACRUZ

LATITUDE: 18°-53'-36" NORTH
LONGITUDE 72°-48'-56" EAST

Months.	WIND.		TEMPERATURE. (°C)						MEAN BAROMETRIC PRESSURE (IN MILLIBARS) STATION LEVEL CORRECTED TO 285° ABSOLUTE		MEAN RELATIVE HUMIDITY (in %)		RAINFALL.							
	Mean Direction.		Mean Speed in Km. per hour at 08-30 hours. I.S.T.	Mean maximum temperature.	Departure from normal.	Highest maximum in the month.	Mean Minimum temperature.	Departure from normal.	Lowest in month.	At 08-30 hrs. I.S.T.	At 17-30 hrs. I.S.T.	At 08-30 hrs. I.S.T.	At 17-30 hrs. I.S.T.	Total rainfall for the month (in Millimeters)	Departure from normal. (mm.)	Highest fall in one day.		Minimum fall in one day.		Number of rainy days. (2.5 mms. or more)
	At 08-30 hrs. I.S.T.	At 17-30 hrs. I.S.T.														Mm.	Date.	Mm.	Date.	
1967.																				
January	N 71 E	N 49 W	6.4	29.6	-1.0	32.6	16.4	+0.1	13.0	1012.4	1009.7	63	49	Trace	-0.1	Nil
February	N 34 E	N 46 W	4.6	29.1	-2.5	33.1	16.2	-0.7	12.4	1012.9	1009.6	67	51	0.0	-0.8	Nil
March	N 54 E	N 57 W	5.5	33.4	+0.6	38.4	20.9	+0.7	13.8	1009.7	1006.2	54	47	Trace	-0.1	Nil
April	N	N 54 E	5.3	32.3	-1.0	37.1	22.1	-1.7	19.2	1009.2	1005.6	69	58	0.0	-0.3	Nil
May	N 77 W	N 74 W	4.2	32.2	-1.0	34.2	24.6	-1.6	22.3	1007.5	1004.9	67	64	0.0	-20.4	Nil
June	N 62 W	N 74 W	13.1	32.9	+1.2	34.7	26.5	+0.6	23.3	1004.3	1002.1	76	71	230.3	-360.8	94.8	28th	0.2	13th	13
July	N 88 W	S 68 W	16.8	30.2	+0.6	32.6	24.9	+0.1	23.2	1002.4	1000.6	86	83	793.9	-153.5	87.2	24th	0.2	14th	26
August	N 74 W	S 82 W	18.6	29.6	+0.5	30.5	25.1	+0.7	23.3	1005.4	1003.8	84	81	192.4	-426.6	69.5	1st	0.1	12th 24th	17
September	N 83 W	N 71 W	4.1	30.8	+0.9	33.5	23.9	0.0	22.3	1007.9	1005.1	83	76	88.2	-243.1	25.1	22nd	0.2	6th 11th	18
October	N 83 E	N 55 W	6.7	33.9	+1.5	36.0	21.9	-1.0	17.9	1010.1	1006.8	68	59	76.4	-26.6	63.2	8th	0.2	3rd 11th	4
November	N 60 E	N 41 W	6.5	34.3	+1.2	35.8	20.2	+0.4	16.6	1013.2	1009.8	48	50	Trace	-6.2	Nil
December	N 74 E	N 42 W	5.0	32.2	+0.1	35.7	18.2	+0.5	10.9	1012.8	1009.8	54	50	Trace	-0.8	Nil

Note:—(1) 't' denotes rainfall less than 0.1 m.m. (2) Rainy day:—A day on which 0.3 m.m. or more of rain is recorded.

TABLE 3.
VITAL STATISTICS (1900 TO 1968).

Year.	Births	Rate	Deaths	Rate	Infant Mortality	Rate	Maternal Mortality	Rate
Old City limits—								
1900	12,688	15.4	79,350	96.6	13,492	533.5	237	16.1
1910	19,939	20.4	34,933	35.7	8,253	413.9	394	18.3
1920	19,731	20.1	45,839	46.8	10,896	552.2	427	21.6
1930	25,329	19.5	27,552	21.2	7,506	296.3	189	6.9
1940	38,833	33.4	29,100	25.0	7,823	201.4	166	4.0
1950	60,597	26.0	34,285	14.7	9,191	151.6	109	1.7
Greater Bombay—								
1959	1,10,273	24.3	37,006	8.2	10,188	92.4	135	1.2
1960	1,07,383	23.7	40,484	8.9	10,221	95.2	155	1.4
1961	1,16,337	25.6	43,117	9.5	11,160	95.1	221	1.9
1962	1,21,305	26.7	39,551	8.7	10,195	83.2	233	1.9
1963	1,31,831	29.1	40,650	8.9	10,677	80.9	147	1.1
1964	1,32,592	29.2	45,161	9.9	11,355	85.6	133	1.0
1965	1,42,781	30.7	54,223	11.7	13,739	96.2	163	1.1
1966	1,47,986	30.9	50,492	10.6	12,660	85.5	159	1.1
1967	1,53,230	31.3	56,701	11.6	14,118	92.1	115	0.7
1968	1,56,880	29.2	50,439	9.4	12,602	80.3	130	0.8

TABLE 4
BIRTH BY MONTHS 1967-1968.

Year	MONTHS.												Total.
	Jan.	Feb.	Mar.	April.	May.	June.	July.	Aug.	Sept.	Oct.	Nov.	Dec.	
1967 ...	1,047	10,245	10,291	10,381	10,824	11,613	11,558	12,829	15,054	15,657	14,275	19,455	1,53,230
1968 ...	9,334	10,925	7,375	13,147	12,368	11,885	12,755	12,355	15,327	14,552	16,951	19,906	1,56,880

TABLE 5
PERCENTAGE TO THE TOTAL MORTALITY BY THE AGE PERIODS IN 1966, 1967 AND 1968.

Age period.	1966		1967		1968			Percentage to total mortality.
	Deaths	Percentage to total mortality.	Deaths	Percentage to total mortality.	Males.	Females.	Persons.	
Under one year ...	12,660	25.1	14,118	24.9	6,770	5,832	12,602	24.9
1 to 4 years ...	5,994	11.9	8,280	14.6	2,782	3,333	6,115	12.1
5 to 14 years ...	2,104	4.2	2,778	4.9	1,102	958	2,060	4.1
15 to 24 years ...	2,645	5.2	3,161	5.6	1,520	1,157	2,677	5.3
25 to 44 years ...	7,538	14.9	8,109	14.3	4,865	2,563	7,428	14.7
45 to 64 years ...	9,137	18.1	9,702	17.1	6,773	2,637	9,410	18.7
65 to 74 years ...	4,721	9.3	4,778	8.4	2,929	1,796	4,725	9.4
75 and over	5,690	11.3	5,775	10.2	2,568	2,854	5,422	10.8
Age unspecified	3
Total	50,492	100.00	56,701	100.00	29,309	21,130	50,439	100.00

TABLE NO. 6

Statement showing the No. of Live Births in each age groups of mothers and in each order of Live Births in Greater Bombay.

Age of Mother	1			2			3			4			5			6			7			8			9			10			11			12			Higher Order Birth*			Information not available.			Total.					
	Male	Female	Total	Male	Female	Total	Male	Female	Total	Male	Female	Total	Male	Female	Total	Male	Female	Total	Male	Female	Total	Male	Female	Total	Male	Female	Total	Male	Female	Total	Male	Female	Total	Male	Female	Total	Male	Female	Total	Male	Female	Total	Male	Female	Total			
Below 15	11	13	24	11	13	24			
15-19	3,271	2,113	5,384	1,486	1,451	2,937	468	266	734	112	105	217	7	4	11	82	65	147	5,426	4,004	9,430			
20-24	12,522	10,504	23,026	7,870	5,928	15,798	4,688	4,106	8,794	2,786	2,877	5,663	2,258	2,276	4,534	1,102	1,073	2,175	124	109	233	9	13	22	101	128	229	31,460	27,014	58,474			
25-29	4,332	4,127	8,459	4,433	5,081	9,515	5,042	4,942	9,984	4,426	4,048	8,474	3,488	2,423	5,911	1,702	1,896	3,598	502	556	1,058	62	56	118	14	54	68	11	7	18	1	...	1	47	81	128	24,060	23,272	47,332			
30-34	2,254	1,943	4,197	2,412	2,298	4,710	1,687	1,374	3,061	2,364	2,216	4,580	2,647	2,558	5,205	1,128	1,716	2,844	1,644	1,535	3,179	156	223	379	287	348	635	13	9	22	12	6	18	2	1	3	14th 1	13th 1	2	91	103	194	14,698	14,331	29,029			
35-39	876	1,011	1,887	336	388	724	686	745	1,431	661	485	1,146	672	876	1,548	556	505	1,061	427	762	1,189	294	479	773	225	297	522	22	30	52	17	12	29	4	8	12	13th 1	14th 2	3	36	21	57	4,813	5,621	10,434			
40-44	29	42	71	48	84	132	54	78	132	47	87	134	142	137	279	132	197	329	118	88	206	48	34	82	18	54	72	2	7	9	5	4	9	6	3	9	5	4	9	13th 1	14th 1	2	11	27	38	665	846	1,511
45 and over	1	1	2	31	24	55	7	32	39	2	18	20	2	3	5	1	1	2	5	3	8	2	2	4	1	...	1	2	5	7	...	2	2	2	3	5	57	95	152
Information not available	91	72	163	77	132	209	18	11	29	8	11	19	11	5	16	2	2	4	2	4	6	2	4	6	2	1	3	23	22	45	234	260	494			
Total...	23,387	19,826	43,213	16,693	15,387	32,080	12,650	11,554	24,204	10,406	9,847	20,253	9,227	8,282	17,509	4,623	5,390	10,013	2,821	3,057	5,879	573	808	1,381	545	753	1,298	50	58	108	35	24	59	14	15	29	8	8	16	391	447	838	81,424	75,456	1,56,880			

TABLE 7
Deaths by Ages and Months

Age period Months.	Under one day	1 day.	2 days.	3 days.	4 days.	5 days.	6 days.	7-13 days.	14-20 days.	21-27 days.	28 days to 2 months.	2 months.	3 months.	4 months.	5 months.	6 months.	7 months.	8 months.	9 months.	10 months.	11 months.	TOTAL
January ...	106	34	55	60	30	21	27	97	60	24	100	75	55	34	28	31	18	16	29	20	22	942
February...	108	56	52	42	36	28	20	118	45	30	99	59	42	27	37	34	17	18	12	21	19	920
March ...	82	36	31	28	19	12	10	60	36	11	57	49	31	37	31	33	15	23	19	20	21	661
April ...	152	54	46	38	26	18	17	68	47	15	90	49	40	47	25	40	37	44	20	26	16	915
May ...	157	73	33	36	24	23	20	108	60	21	81	63	56	36	42	49	30	37	30	28	16	1,023
June ...	156	53	35	31	28	15	15	71	46	23	76	54	51	24	27	52	34	48	34	38	27	938
July ...	183	78	54	47	35	27	32	120	79	37	95	65	50	46	31	66	39	40	47	38	24	1,233
August ...	168	73	43	46	41	30	25	136	84	40	104	69	58	42	38	54	38	48	41	51	35	1,264
September.	197	64	62	55	40	41	33	114	95	35	126	62	68	42	24	48	29	42	45	41	27	1,290
October ...	182	75	51	62	39	33	38	149	76	36	106	70	52	43	25	57	40	31	41	42	16	1,264
November	133	55	57	50	45	28	26	103	62	36	90	53	39	24	23	40	26	33	25	30	21	999
December.	131	70	52	65	43	40	29	149	85	32	130	67	51	29	25	30	25	34	28	15	23	1,153
Total ...	1,755	721	571	560	406	316	292	1,293	775	340	1,154	735	593	431	356	534	348	414	371	370	267	12,602

Table 8
Deaths by ages and Months.

Age period Months.	Under 1 year	1-4 years	5-14 years.	15-24 years.	25-44 years.	45-64 years.	65-74 years.	75 years and over	Ages unspeci- fied	Total All ages.	Average of previous five years (1963-67).]
January ...	942	439	168	208	556	775	442	470	...	4000	3819
February ...	920	511	163	195	603	832	468	581	...	4273	3938
March ...	661	428	152	199	519	670	333	391	...	3353	4385
April ...	915	493	169	240	605	782	415	384	...	4003	4251
May ...	1023	586	184	219	629	773	392	450	...	4256	4087
June ...	938	439	176	230	573	614	328	368	...	3666	3829
July ...	1233	558	180	231	671	854	381	425	...	4533	4385
August ...	1264	602	165	183	567	708	355	450	...	4294	4373
September ...	1290	628	199	253	695	839	414	510	...	4828	4383
October ...	1264	530	181	244	701	848	387	499	...	4654	4070
November ...	999	403	153	233	660	886	388	397	...	4119	3783
December ...	1153	498	170	242	649	829	422	497	...	4460	4141
Total ...	12602	6115	2060	2677	7428	9410	4725	5422	...	50439	49445

TABLE 9
DEATHS AND DEATH RATES FROM EPIDEMIC AND PRINCIPAL CAUSES

Causes of Death	Average of years (1953-55)		1967		1968		
	Deaths	Death-rate	Deaths	Death-rate	Deaths	Death-rate	
<i>Principal Epidemic Diseases</i>							
Small-pox	...	548	0.1	1,007	0.2	38	0.0
Measles	...	308	0.1	471	0.1	146	0.0
Plague	
Enteric Fever	...	45	0.0	19	0.0	49	0.0
Malarial Fever	
Influenza	...	11	0.0	3	0.0	2	0.0
Cholera	
Dysentery	...	305	0.1	337	0.1	254	0.0
Diphtheria	...	104	0.0	113	0.0	108	0.0
<i>Other Principal Diseases</i>							
Tuberculosis	...	4,116	0.8	5,150	1.1	5,157	1.1
Meningococcal Infection	...	1	0.0
Diseases of the Nervous System	...	1,350	0.4	1,564	0.3	1,495	0.3
Diseases of the Respiratory System	...	8,364	1.7	11,535	3.4	8,001	1.5
Diarrhoea and Enteritis	...	3,047	0.6	3,592	0.7	3,213	0.6
Puerperal State	...	133	0.0	115	0.0	130	0.0
Congenital Debility and Diseases of early Infancy.	...	5,632	1.1	5,625	1.1	5,418	1.0
Senility without mention of Psychosis	...	3,240	0.7	3,805	0.8	3,601	0.7
Violence	...	3,007	0.6	3,337	0.7	2,922	0.5
Other Causes	...	16,654	3.4	20,528	4.1	19,905	3.7
Total	46,875	9.6	56,701	11.6	50,439	9.4

TABLE-10
DEATHS BY MONTHS—1967-1968

Period.	MONTHS.												Total.
	Jan.	Feb.	March.	April.	May.	June.	July.	August.	Sept.	Oct.	Nov.	Dec.	
1967 ...	4,285	4,918	5,787	5,425	5,008	4,343	4,729	4,897	4,650	4,369	4,093	4,197	56,701
1968 ...	4,070	4,273	3,353	4,003	4,256	3,666	4,533	4,294	4,828	4,654	4,119	4,460	50,439

TABLE II

DEATHS by Wards and Causes in Greater Bombay

CLASSIFICATION NUMBER	WARDS																												DISTRICT																																																																																																																																																																																																																																																																																																																																																																																																																																																																																																																																																																																																																																																																																																																																																																																																																																																																																																																																																																																																												
	B1	B2	B3	B4	B5	B6	B7	B8	B9	B10	B11	B12	B13	B14	B15	B16	B17(a)	B18	B19	B20	B21	B22	B23	B24	B25	B26	B27	B28		B29	B30	B31	B32	B33	B34	B35	B36	B37	B38	B39	B40	B41	B42	B43(a)	B43(b)	B44	B45(a)	B45(b)	B46	B47	B48	B49	B50	B51	B52	B53	B54	B55	B56	B57	B58	B59	B60	B61	B62	B63	B64	B65	B66	B67	B68	B69	B70	B71	B72	B73	B74	B75	B76	B77	B78	B79	B80	B81	B82	B83	B84	B85	B86	B87	B88	B89	B90	B91	B92	B93	B94	B95	B96	B97	B98	B99	B100	B101	B102	B103	B104	B105	B106	B107	B108	B109	B110	B111	B112	B113	B114	B115	B116	B117	B118	B119	B120	B121	B122	B123	B124	B125	B126	B127	B128	B129	B130	B131	B132	B133	B134	B135	B136	B137	B138	B139	B140	B141	B142	B143	B144	B145	B146	B147	B148	B149	B150	B151	B152	B153	B154	B155	B156	B157	B158	B159	B160	B161	B162	B163	B164	B165	B166	B167	B168	B169	B170	B171	B172	B173	B174	B175	B176	B177	B178	B179	B180	B181	B182	B183	B184	B185	B186	B187	B188	B189	B190	B191	B192	B193	B194	B195	B196	B197	B198	B199	B200	B201	B202	B203	B204	B205	B206	B207	B208	B209	B210	B211	B212	B213	B214	B215	B216	B217	B218	B219	B220	B221	B222	B223	B224	B225	B226	B227	B228	B229	B230	B231	B232	B233	B234	B235	B236	B237	B238	B239	B240	B241	B242	B243	B244	B245	B246	B247	B248	B249	B250	B251	B252	B253	B254	B255	B256	B257	B258	B259	B260	B261	B262	B263	B264	B265	B266	B267	B268	B269	B270	B271	B272	B273	B274	B275	B276	B277	B278	B279	B280	B281	B282	B283	B284	B285	B286	B287	B288	B289	B290	B291	B292	B293	B294	B295	B296	B297	B298	B299	B300	B301	B302	B303	B304	B305	B306	B307	B308	B309	B310	B311	B312	B313	B314	B315	B316	B317	B318	B319	B320	B321	B322	B323	B324	B325	B326	B327	B328	B329	B330	B331	B332	B333	B334	B335	B336	B337	B338	B339	B340	B341	B342	B343	B344	B345	B346	B347	B348	B349	B350	B351	B352	B353	B354	B355	B356	B357	B358	B359	B360	B361	B362	B363	B364	B365	B366	B367	B368	B369	B370	B371	B372	B373	B374	B375	B376	B377	B378	B379	B380	B381	B382	B383	B384	B385	B386	B387	B388	B389	B390	B391	B392	B393	B394	B395	B396	B397	B398	B399	B400	B401	B402	B403	B404	B405	B406	B407	B408	B409	B410	B411	B412	B413	B414	B415	B416	B417	B418	B419	B420	B421	B422	B423	B424	B425	B426	B427	B428	B429	B430	B431	B432	B433	B434	B435	B436	B437	B438	B439	B440	B441	B442	B443	B444	B445	B446	B447	B448	B449	B450	B451	B452	B453	B454	B455	B456	B457	B458	B459	B460	B461	B462	B463	B464	B465	B466	B467	B468	B469	B470	B471	B472	B473	B474	B475	B476	B477	B478	B479	B480	B481	B482	B483	B484	B485	B486	B487	B488	B489	B490	B491	B492	B493	B494	B495	B496	B497	B498	B499	B500	B501	B502	B503	B504	B505	B506	B507	B508	B509	B510	B511	B512	B513	B514	B515	B516	B517	B518	B519	B520	B521	B522	B523	B524	B525	B526	B527	B528	B529	B530	B531	B532	B533	B534	B535	B536	B537	B538	B539	B540	B541	B542	B543	B544	B545	B546	B547	B548	B549	B550	B551	B552	B553	B554	B555	B556	B557	B558	B559	B560	B561	B562	B563	B564	B565	B566	B567	B568	B569	B570	B571	B572	B573	B574	B575	B576	B577	B578	B579	B580	B581	B582	B583	B584	B585	B586	B587	B588	B589	B590	B591	B592	B593	B594	B595	B596	B597	B598	B599	B600	B601	B602	B603	B604	B605	B606	B607	B608	B609	B610	B611	B612	B613	B614	B615	B616	B617	B618	B619	B620	B621	B622	B623	B624	B625	B626	B627	B628	B629	B630	B631	B632	B633	B634	B635	B636	B637	B638	B639	B640	B641	B642	B643	B644	B645	B646	B647	B648	B649	B650	B651	B652	B653	B654	B655	B656	B657	B658	B659	B660	B661	B662	B663	B664	B665	B666	B667	B668	B669	B670	B671	B672	B673	B674	B675	B676	B677	B678	B679	B680	B681	B682	B683	B684	B685	B686	B687	B688	B689	B690	B691	B692	B693	B694	B695	B696	B697	B698	B699	B700	B701	B702	B703	B704	B705	B706	B707	B708	B709	B710	B711	B712	B713	B714	B715	B716	B717	B718	B719	B720	B721	B722	B723	B724	B725	B726	B727	B728	B729	B730	B731	B732	B733	B734	B735	B736	B737	B738	B739	B740	B741	B742	B743	B744	B745	B746	B747	B748	B749	B750	B751	B752	B753	B754	B755	B756	B757	B758	B759	B760	B761	B762	B763	B764	B765	B766	B767	B768	B769	B770	B771	B772	B773	B774	B775	B776	B777	B778	B779	B780	B781	B782	B783	B784	B785	B786	B787	B788	B789	B790	B791	B792	B793	B794	B795	B796	B797	B798	B799	B800	B801	B802	B803	B804	B805	B806	B807	B808	B809	B810	B811	B812	B813	B814	B815	B816	B817	B818	B819	B820	B821	B822	B823	B824	B825	B826	B827	B828	B829	B830	B831	B832	B833	B834	B835	B836	B837	B838	B839	B840	B841	B842	B843	B844	B845	B846	B847	B848	B849	B850	B851	B852	B853	B854	B855	B856	B857	B858	B859	B860	B861	B862	B863	B864	B865	B866	B867	B868	B869	B870	B871	B872	B873	B874	B875	B876	B877	B878	B879	B880	B881	B882	B883	B884	B885	B886	B887	B888	B889	B890	B891	B892	B893	B894	B895	B896	B897	B898	B899	B900	B901	B902	B903	B904	B905	B906	B907	B908	B909	B910	B911	B912	B913	B914	B915	B916	B917	B918	B919	B920	B921	B922	B923	B924	B925	B926	B927	B928	B929	B930	B931	B932	B933	B934	B935	B936	B937	B938	B939	B940	B941	B942	B943	B944	B945	B946	B947	B948	B949	B950	B951	B952	B953	B954	B955	B956	B957	B958	B959	B960	B961	B962	B963	B964	B965	B966	B967	B968	B969	B970	B971	B972	B973	B974	B975	B976	B977	B978	B979	B980	B981	B982	B983	B984	B985	B986	B987	B988	B989	B990	B991	B992	B993	B994	B995	B996	B997	B998
WARD (City)	AI	BI	BII	CIII	CI	D	EI	EIII	F/South	F/North	G/North	G/South	TOTAL	WARD (City)	A	BI	BII	CIII	CI	D	EI	EIII	F/South	F/North	G/North	G/South	TOTAL																																																																																																																																																																																																																																																																																																																																																																																																																																																																																																																																																																																																																																																																																																																																																																																																																																																																																																																																																																																																														
WARD (Suburb)	H	K	L	M	N	TOTAL	WARD (Suburb)	H	K	L	M	N	TOTAL																																																																																																																																																																																																																																																																																																																																																																																																																																																																																																																																																																																																																																																																																																																																																																																																																																																																																																																																																																																																																												
WARD (Extended Suburb)	P	R	T	TOTAL	WARD (Extended Suburb)	P	R	T	TOTAL																																																																																																																																																																																																																																																																																																																																																																																																																																																																																																																																																																																																																																																																																																																																																																																																																																																																																																																																																																																																																																
(GREATER BOMBAY)	GRAND TOTAL	(GREATER BOMBAY)	GRAND TOTAL																																																																																																																																																																																																																																																																																																																																																																																																																																																																																																																																																																																																																																																																																																																																																																																																																																																																																																																																																																																																																																						

TABLE 12.

Deaths among infants from Principal Causes by Age-periods.

Age period	Small-pox	Measles	Malarial Fever	Diarrhoea and Enteritis	Dysentery	Congenital malformation and diseases of early infancy	Diseases of respiratory system	Convulsions	Poliomyelitis	Other causes	All causes	Percentage to the total of infant deaths
Upto 7 days	...	2	...	53	4	3,093	402	20	1	1,046	4,621	36.7
1 to 4 weeks	...	—	...	294	10	1,185	492	14	...	413	2,408	19.1
Total under 4 weeks	...	2	...	347	14	4,278	894	34	1	1,459	7,029	55.8
4 weeks to 6 months...	5	2	...	678	15	722	1,262	10	11	563	3,269	25.9
6 to 12 months	3	18	...	535	25	198	984	4	24	533	2,304	18.3
Total	8	22	...	1,561	55	5,118	3,140	48	36	2,545	12,602	100.0

TABLE 13

Infant Mortality from Principal Causes (1963-1968)

Causes of death	1963	1964	1965	1966	1967	1963 to 1967 (A)	1968 (B)	Difference between (A) & (B)
Poliomyelitis	...	7	16	6	23	6	11	36 + 25
Small-pox	...	21	41	229	31	174	99	8 - 9
Measles	...	21	63	196	39	137	91	22 - 69
Malarial Fever
Diarrhoea and Enteritis	...	1,125	1,172	1,636	1,656	1,639	1,445	1,560 + 115
Dysentery	...	39	34	40	31	48	38	55 + 17
Congenital malformation and diseases of early infancy	...	5,608	6,020	5,877	5,317	5,225	5,609	5,188 - 421
Diseases of respiratory system	...	2,140	2,424	4,151	3,156	4,177	3,209	3,140 - 69
Convulsions	...	35	39	27	30	24	31	48 + 17
All causes	...	10,677	11,355	13,739	12,660	14,118	12,539	12,602 + 93

TABLE 14

Neonatal Death-Rates (1961-1968).

Year	Birth	Neonatal death	Rate
1961	...	1,16,337	5.07
1962	...	1,21,305	5.167
1963	...	1,31,831	5.788
1964	...	1,32,592	6.050
1965	...	1,42,781	6.740
1966	...	1,47,986	7.066
1967	...	1,53,230	7.195
1968	...	1,56,880	7.029

TABLE 15

Infant Deaths and other Deaths 1968.

Age Period	January	February	March	April	May	June	July	Aug.	Sept.	Oct.	Nov.	Dec.	Total
Under one year.	942	920	661	915	1,023	938	1,233	1,264	1,290	1,264	999	1,153	12,602
One year and ... upwards.	3,058	3,353	2,692	3,088	3,233	2,728	3,300	3,030	35,38	3,391	3,120	3,307	37,837

TABLE 16
CASES OF NOTIFIABLE DISEASES REPORTED IN 1968

Wards	Cho- lera	Small- pox	Plague	Enteric Fever	Diph- theria	Typhus	Puer- peral Fever	Tuber- culosis	Lep- rosy	Relaps- ing Fever	Influe- nza	Spinal Fever	Acute interior Poli- omyeli- tis	Virus enceph- alitis	Scarlet Fever	Infective Hepatitis	Total
A	...	2	...	10	49	309	5	36	411
B	...	8	...	16	90	109	10	53	286
C	...	3	...	18	134	190	12	84	441
D	...	1	...	13	129	107	2	22	92	366
E	...	36	...	99	365	165	5	1	139	499	1,309
F	...	4	...	55	242	702	92	176	1,271
G	...	15	...	61	268	261	10	111	262	988
H	...	4	...	19	154	210	1	...	48	76	512
K	...	11	...	18	130	212	3	80	50	504
L	10	68	45	40	48	211
M	13	65	159	38	46	321
N	...	4	...	24	62	186	38	67	381
P	...	3	...	6	90	21	1	...	54	19	154
R	...	2	...	2	55	48	1	24	15	147
T	...	8	...	1	10	43	7	24	93
Total	...	101	...	365	1,911	2,767	20	...	2	2	720	1,547	7,435

TABLE 17
REPORTED DIPHTHERIA CASES BY MONTHS IN 1968

Disease	MONTHS												Total
	Jan.	Feb.	Mar.	Apr.	May.	June	July.	Aug.	Sept.	Oct.	Nov.	Dec	
Diphtheria	157	168	83	174	125	106	145	198	215	148	207	184	1,911

TABLE 18
REPORTED CASES OF ENTERIC FEVER BY MONTHS IN 1968

Disease	MONTHS												Total
	Jan.	Feb.	Mar.	April.	May.	June.	July.	Aug.	Sept.	Oct.	Nov.	Dec.	
Enteric Fever	51	17	2	11	15	38	37	60	67	30	21	16	365

TABLE 19

TUBERCULOSIS—DEATH RATE

Period	Annual Death-rate		
	Pulmonary	Other forms	All forms
1963-1967 (Average).	0.7	0.2	0.9
1963	0.6	0.2	0.9
1964	0.7	0.2	0.9
1965	0.7	0.2	0.9
1966	0.8	0.2	0.9
1967	0.9	0.1	1.1
1968	0.8	0.1	0.9

TABLE 20

TUBERCULOSIS DEATHS BY SEX

Year	Deaths from pulmonary T.B.	Deaths from T.B. (other form*)	Total no. of deaths	Males	Females	Death Rate
1967	4,510	650	5,150	3,440	1,710	1.1
1968	4,491	666	5,157	3,380	1,777	0.9

TABLE 21

WARD WISE MALARIA POSITIVE CASES WITH THE SPECIES AND CLASSIFICATION

Ward	No. of positive cases	Malaria Parasities				Classification		
		V	F	M	mixed	Imported	Indigenous	Un-traced.
A	6	6	3	2	1
B	6	5	1	1	3	2
C	4	4	3	1
D	18	18	3	11	4
E	112	109	3	6	99	7
F	18	16	2	6	8	4
G	189	187	2	13	167	9
H	11	11	1	4	6
K	20	20	7	9	4
L	3	3	3	...
M	14	14	2	8	4
N	8	8	1	3	4
P	7	7	2	5	...
R	4	4	2	...	2
T	8	7	1	3	5	...
Total	428	419	9	50	330	48

Abbreviations used:—V—Vivax. F—Falciparum. M—Malaria.

TABLE No. 22

NATIONAL MALARIA ERADICATION PROGRAMME

Annual Report for the year 1968

Area	No. of fever cases detected	No. of persons given treatment	NUMBER OF BLOOD SMEARS			Found Positive	PARASITE SPECIES				NO. OF PERSONS TREATMENT		EPIDEMIOLOGICAL CLASSIFICATION OF CASES					Remarks
			Collected	Examined	Broken		V.	M.	F.	Mixed	Complete	Partial	Induced	Imported	Relapse	Indigenous	Not treated	
1	2	3	4	5	6	7	8	9	10	11	12	13	14	15	16	17	18	19
Active City	1,681	1,676	1,676	1,676	...	41	41	40	40	1	
Suburbs	53,168	51,449	51,449	51,449	...	7	7	7	3	...	4	...	
Extended Suburbs	17,712	16,814	16,814	16,814	...	1	1	1	1	...	
Total	72,561	69,939	69,939	69,939	...	49	49	48	3	...	45	1	
Passive City	1,21,325	1,21,325	1,21,325	1,21,325	...	165	159	6	139	28	...	111	26	
Suburbs	55,591	55,591	55,591	55,591	...	37	37	20	8	...	1	17	
Extended Suburbs	28,354	28,354	28,354	28,354	...	18	17	1	16	7	...	9	2	
Total	2,05,270	2,05,270	2,05,270	2,05,270	...	220	213	7	175	43	...	132	45	
Mass City	147	...	1,33,154	1,33,154	...	147	145	2	146	3	...	143	1	
Suburbs	8	...	40,360	40,360	...	8	8	8	1	...	7	...	
Extended Suburbs	1	...	18,409	18,409	...	1	1	1	1	...	
Total	156	...	1,91,923	1,91,923	...	156	154	2	155	4	...	151	1	

TABLE 23

Statement showing the details of positive cases at G Ward/South in 1968.

Period.	Total Blood Samples collected.	Total positives found.	Total positives traced.	Total positives untraced.	Total positives left Bombay.	Total positives pregnant/infant.	Total positives given full radical treatment.	Follow Ups I			Follow Ups II				Follow Ups III				Remarks.	
								No. collected.	No. referred to other units.	No. left or address unknown.	No. refused.	A	B	C	D	A	B	C		D
8-10-68 to 31-12-68 ...	35,348	173	167	6	2	4	160	A	B	C	D	A	B	C	D	A	B	C	D	
								150	8	...	2	136	8	6	10	127	8	10	15	

347

TABLE 24

Total positive cases, Mass Radical treatment and Mass Suppressive Treatment carried out at G/South Ward in 1968.

Period.	Total No. of Positives.		Total positives Untraced.	Total Positives left Bombay.	Total Positives as Pregnant/Infant.	Total Positives given full treatment.	Mass Radical treatment. No. of Persons.			Pregnant/Infant etc.	Mass suppressive treatment.	Total blood samples collected till 31-12-1968.
	Detected.	Traced.					Given.		Absent or refused.			
							5 days' treatment.	1, 2, 3 days treatment.				
8-10-68 to 31-12-68 ...	173	167	6	2	4	160	74	6	5	2	Nil.	35,348

TABLE 25

Anti-Larval Measures:

Ground inspection of mosquito breeding places was done once in a week and breeding places were treated with larvacides immediately.

Focal spraying was carried out in the locality and the places where Malaria cases were detected.

Details of focal spraying done during the year :-

(1) No. of houses sprayed	...	24,406
(2) No. of houses missed spraying	...	4,006
(3) D.D.T. 50 per cent. Wettable — Powder consumed	...	3,644 Kgs.

TABLE 26

EPIDEMIOLOGICAL CLASSIFICATION OF POSITIVE CASES AT 'G' WARD (SOUTH).

Total Positives			
173			

↓		↓	↓
V		F	Mix
171		2	...

↓		↓	↓
Active		Passive	Mass
20		70	83

↓	↓	↓	↓
Indigenous	Imp.	Untraced	Unclassified (Gone out of Bombay):
159	6	6	2

TABLE 27

New cases and total attendance at all the Municipal free General Dispensaries and the Mobile Dispensary Unit in Greater Bombay during 1968.

Description of Disease.					
I.—Ailmentary System :					
(a) Diarrhoea	1,37,302
(b) Dysentery	58,345
(c) Dyspepsia	64,558
(d) Helminthiasis	29,607
(e) Liver-Jaundice	12,129
II.—Circulation System :					
(a) Heart	1,309
(b) Blood Vessels	302
(c) Blood Pressure	9,425
III.—Exanthemata :					
(a) Chickenpox	571
(b) Measles	2,541
(c) Smallpox
IV.—Fever :					
(a) Fevers not defined	1,69,934
(b) Malaria
V.—Injuries and Accidents :					
...	45,812
VI.—Nutrition :					
(a) Avitaminosis	43,911
VII.—Nervous System :					
(a) Neuritis	10,199
(b) Sciatica	5,311
(c) Tremors	935
VIII.—Respiratory System :					
(a) Bronchitis	2,49,394
(b) Bronchopneumonia	19,261
(c) Common Cold	1,13,227
(d) Influenza (Non-epidemic)	24,235
(e) Laryngitis	7,321
(f) Pharyngitis	26,389
(g) Pneumonia	3,701
(h) Tonsillitis	29,226
(i) Whooping Cough	3,943
IX.—Skin and Appendices :					
(a) Diseases of Skin
(i) Herpes	17,304
(ii) Ringworm	40,131
(iii) Scabies	58,871
X.—Special Organs :					
(a) Eyes
(i) Conjunctives	45,312
(ii) Corneal Ulcer	1,268
(iii) Foreign body in Eye	3,704
(iv) Iritis	3,449
(v) Ophthalmia	12,948
(vi) Spring Catarrh	2,729
(b) Ears (i) Diseases of ears	45,918
(c) Nose (i) Diseases of nose	6,302
(d) Teeth (i) Diseases of teeth	50,753
XI.—Surgical Ailments :					
(a) Injuries	79,029
(b) Minor Surgical Operations	46
(c) Ulcers	41,516
					13,27,186

TABLE 27—(Contd.).

Description of Disease.						
XII.—Genito Urinary :						
(a) Nephritis	8,426
(b) Phelitis	3,541
(c) Gravel (stones)	4 27
XIII.—All other Diseases :						
(a) Specific						
(i) Anaemia	45,617
(ii) Mumps	8,351
(iii) Tuberculosis	12,421
(iv) Venereal Diseases	5,541
(v) Diabetes	1,029
(b) Non-specific :						
(i) Fistula in Ano	321
(ii) Gingivitis	4,924
(iii) Migraine	6,624
(iv) Piles	6,072
(v) Sprains	8,261
(vi) Stomatitis	39,173
(vii) Varicose Veins	8,989
(viii) A. N. C.	1,761
(ix) P. N. C.	923
(x) Other Causes	97,346
Total New Cases						16,30,840
Male (New Cases)						8,41,327
Female (New Cases)						7,89,513
Total Attendance						63,75,721

TABLE 28

Total confinements in Institutions in the City doing maternity work, during the year 1968.

Serial No.	Name of Institution (date of establishment in brackets)	No. of beds.	Total confinements.	Deaths among mothers during their stay in Homes.
A—WARD.				
1	Came and Abless Hospital Mahapalika Marg, Bombay 1 (23-11-1883)	200	5,347	Nil.
2	Parsi Lying-in-hospital, Outram Road, Bombay 1 (1885)	35	218	1
3	St. George's Hospital, near V. T. Bombay No. 1 (1899)	38	1,847	3
4	Dr. Trivedi's Maternity and Nursing Home, 67, Netaji Subhash Road, Bombay 1 (1-1-1938)	5	10	Nil.
5	Godfrey Clinic, 79, Hornby Road, Off J. J. Schools of Arts, (1-4-1944)	14	136	Nil.
6	Marine Hospital and Maternity Home, 5 New Marine Lines, Bombay 1 (1-12-1947)...	3	3	Nil.
7	Dr. Bacha's Memorial Belle-vue Nursing Home, La Citadella, Queen's Road Marine Lines (1911)	Nil.	82	Nil.
8	Indian Naval Hospital, S. S. Aswini, Colaba, Bombay 5 (October 1951)	35	879	Nil.
9	Bombay Hospital, 12 Marine Lines, Bombay 1 (August 1950)	24	783	Nil.
10	Dr. M. A. Shah's Maternity and General Hospital, Marine Drive, Bombay 1 (2-3-1951)	7	98	Nil.
11	Colaba Maternity Home, 3rd Pasta Lane, Colaba (1-1-1948)	4	28	Nil.
12	Northcoate Nursing Home, Orminstone Road near Taj Mahal Hotel, Colaba	3	23	1
13	Dr. Shethi's Maternity & Surgical Nursing Home, 3 Cuff Parade, Bombay 5 (10-7-1966)	8	31	Nil.
14	Dr. Adatia's Nursing and Maternity Home and Gynac. Hospital, 278, D. N. Road, Bombay 1 (1-10-1956)	6	126	Nil.
15	Strand Maternity and Gynac. Surgery near Strant Cinema, Bombay 5 (October 1965)...	7	70	Nil.
16	Naigara Clinic, 128, Woodhouse Road, Colaba, Bombay 5 (18-11-1962)	8	79	Nil.
17	Khatau Makanji Maternity and Surgical Hospital, 65, Bazar Gate Street, Bombay 1 ...	30	216	Nil.
A Ward—Total ...		427	9,976	5
B—WARD				
1	Sabu Siddik Maternity Home, 27, Imamwada Road, Bombay 9	19	1617	Nil.
2	Laxmibai Maternity Hospital, 96, D'Souza Street, Wadgadi, Bombay 3 (1908)	30	501	Nil.
3	Dhanlaxmi Maternity Home, 156-158 Samuel Street, Bombay 9 (1952)	14	204	Nil.
4	H. A. N. Dholkawala Maternity Home, Mohamedali Road, Bombay 3 (1929)	28	419	Nil.
5	Haji Karim Mohamed Suleman Maternity Home, 178-188, Kambekar Street, Bombay 3	12	347	Nil.
6	Bai Sakinabai Musabhai Jafarbai Khoja Maternity Hospital, 2 Nishanpada Cross Lane Bombay 9 (1918)	15	84	Nil.
7	Rahimatbai Maternity Home, Habib Hospital, Jail Road, Dongri, Bombay 9. (27-4-1937)	14	311	Nil.
8	Noor Hospital, 49, Mohamedali Road, Bombay 3 (1954.)	68	1,868	4
9	Viajayalaxmi Maternity Home, Tej Kiran, Naoroji Hill Road No. 5, Bombay 9 (28-3-1960)	8	210	Nil.
10	Mandvi Maternity Home, 6 Kesavji Naik Road, Bombay 9 (May 1946)	6	51	Nil.
B Ward Total ...		214	5,612	4
C—WARD				
1	Seth Gordhondas Ranchhoddas Bhagat Maternity Hospital 261-271, Kalbadevi Road, Bombay 2 (1929)	45	439	Nil.
2	Women's Clinic, 345-349, Girgaum Road, Thakurdwar, Bombay 2 (23-7-1936)	15	367	Nil.
3	Dr. Sajbai's Maternity Hospital, 190, Princess Street Bombay 2 (1-5-1936)	12	289	Nil.
4	Ratubhai's Hospital, Jai Hind Estate 2, Bhuleshwar, Bombay 2 (9-10-1961)	40	448	Nil.
5	Dr. Adati's General & Maternity Hospital, Jai Hind Building, Bhuleshwar, Bombay 2 (14-11-1948)	26	438	Nil.
6	Dr. C. L. Zaveri's Hospital, for Women, Jai Hind Estate 2 do. do.	15	474	Nil.
7	Dr. Bhat's Hospitals 7, 2nd Khatar Gully, Thakurdwar Road, Bombay 2 (22-7-1951)	6	45	Nil.
8	Dr. Irani's Hospital, Kerawala Mansion, Carnac Road, Bombay 2 (1947)	2	13	Nil.
C Ward—Total ...		161	2,513	Nil.

TABLE 28—Contd.

Serial No.	Name of Institution (date of establishment in brackets)	No. of beds.	Total confinements.	Deaths among mothers during their stay in Homes.
D—WARD				
1	Sorabji Shapurji Engineer Maternity Home, Khetwadi, 1st Lane.	12	1,228	Nil.
2	The Bomanji Denshaw Petit Parsi General Hospital (1912)	35	264	1
3	Bhatia General Hospital, Tardeo Road, (8-5-1932)	16	632	Nil.
4	Dr. Karande Maternity & Surgical Hospital, Huges Road, Bombay 7 (April 1929)	15	188	Nil.
5	Dr. D'Sa's Hospital, Chawpaty, Bombay 7 (1909)	12	246	Nil.
6	Dr. Ajit Mehta's Hospital for Women, Dadsheth Road, Bombay 7, (1-4-1924)	16	286	Nil.
7	Dr. (Mrs.) Vijaykar's Maternity & Surgical Hospital, 139-B, Chandra Terrace, Khadilkar Road. (1-4-1955)	10	116	Nil.
8	Dr. B. D. Patwardhan Maternity and Gynac. Hospital, Phadke Wadi, Ganpati Temple, V. P. Road. (11-11-1931)	12	180	Nil.
9	Chawpaty Maternity & Gynac Hospital, 31-C, Sea-Face, Chawpaty, Bombay (December 1911)	50	1,181	Nil.
10	Dr. Wadia's Nursing Home, French Bridge, Bombay 7, (April 1934)	14	6	Nil.
11	Kanchangauri Maternity Hospital, Bhajekar Street, (27-7-1925)	40	712	Nil.
12	Brahman Sabha Mhaskar Maternity Home, 9 Banam Hall Lane, Girgaum, Bombay 4 (1-2-1932)	25	414	Nil.
13	New Hospital for Woman, New Queen's Road, Bombay 4 (1-5-1933)	30	578	Nil.
14	Dr. Kumud Mehta Hospital, Poly Clinic, 20 New Queen's Road, Bombay 4 (10-10-1929)	10	34	Nil.
15	Ruxmani Hindu Lying-in-Hospital, Babulnath Road, Chawpaty.	25	282	Nil.
16	Dr. Harkisandas Narottamdas Hospital, New Chari Road, Bombay 4. (6-1-1925)	36	1,292	1
17	St. Elizabeth Nursing Home, Harkness Road, Malbar Hill, Bombay 6 (31-8-1929)	22	612	1
18	Women's Clinic (Dr. Pagnis) Shankar Seth Road, Bombay 4	7	75	Nil.
19	Dr. (Mrs.) Kashibai Sethe's Maternity Home, Girgaum Road, Bombay 4 (November 1938)	10	91	Nil.
20	Shirodkar Clinic Pvt. Ltd. 95, Cavalia Tank Road, Bombay 26. (1938)	21	119	Nil.
21	Dr. Amonkar Hospital, 534, Sandhurst Bridge, Bombay 4 (August 1953)	18	205	Nil.
22	Dr. (Miss) Shirin G. Patel, Nursing Home for Women, Chawpaty Seaface (26-5-1940)	12	145	Nil.
23	Dr. K. C. Shah's Maternity Hospital Khetwadi Main Road, Bombay 4 (1-1-1950)	4	9	Nil.
24	Seth Chaganlal Walchand Jain Hospital Marine Mansion, Chawpaty, Bombay 7. (July 1922)	17	547	Nil.
25	Ideal Nursing Home, Khetwadi, 12th Lane, Bombay 4 (28-9-1952)	8	118	Nil.
26	Himani Clinic, 17 Mathew Road, Bombay 4 (22-8-1948)	3	...	Nil.
27	The Beach Candy Hospital & Nursing Home, 60, Bhulabhai Desai Road, Bombay 26 (15-5-1952)	14	278	Nil.
28	Lamington Maternity Surgical Hospital, Girdhar Bhuvan, 415, Lamington Road, Bombay 4 (September 1950)	17	42	Nil.
29	Modern Hospital for Women, 6, Dr. Wilson's Street, Bombay 4 (11-2-1951)	10	386	Nil.
30	Modern Hospital, 534, Sandhurst Bridge, Bombay 7 (November 1953)	12	91	Nil.
31	Mistry Hospital, 47, Cannady Bridge, Bombay 4 (25-1-1953)	12	187	Nil.
32	Dr. Pratap's Maternity Hospital & Nursing Home, 214 Charni Road, Bombay 4 (18-1-1953)	6	42	Nil.
33	Dr. Padma Mehta's Nursing Home, Sandhurst Bridge, Bombay 7 (1953)	10	153	Nil.
34	Dr. Premalata S. Pai's Maternity Home, Tatyha Gharpure Path, Bombay 4, (1-12-1951)	25	492	Nil.
35	Dr. O. J. Shah's Hospital. (January 1951)	15	297	Nil.
36	Dr. Wagal Maternity Home, 276B, Surya Mahal, Thakurdwar, Bombay 4 (1-12-1957)	12	182	Nil.
37	Saifec Hospital, 15-17, Queen's Road, Bombay 4 (October 1957)	14	468	Nil.
38	Dr. Khandwala Maternity & Gynac. Hospital Prarthana Samaj, Bombay 4. (September 1959)	9	56	Nil.
39	Ajinkya Hospital, Hughes Road, Bombay 7 (20-1-1960)	20	305	Nil.
40	Queen's Road Maternity & Surgical Nursing Home, Queen's Road, Bombay 4.	12	327	Nil.
41	Dr. Bhaskar Patel Nursing Home & Mastani Clinic, New Queen's Road, Bombay 4	13	8	Nil.

TABLE 28—Contd.

Seral No.	Name of Institution (date of establishment in brackets)	No. of beds.	Total confinements.	Deaths among mothers during their stay in Homes.	
42	Malbar Hill Clinic, Manav Mandir Road, Bombay 6.	...	6	43	Nil.
43	Dr. Tara Ramrao Maternity Home, 377, V. P. Road, Bombay 4.	...	5	71	Nil.
44	Maternity & Nursing Home Tilak Nagar, V. P. Road, Bombay 4.	...	7	136	1
45	Ayurvedic Hospital, 87, Mughbhat Street, Bombay 4.	...	22	1,671	Nil.
46	Dr. (Mrs.) Vimal Parikh, Dream Land, 25' New Queen's Road, (1-7-1961)	...	4	18	Nil.
47	Dr. N. K. Shah Maternity & Surgical Home, Sadguri Sadan, 15, Babulnath Road, Bombay 7.	...	12	112	Nil.
48	Mangaram Nursing Home, 41, Warden Road, Bombay 26.	...	1	4	Nil.
49	Band Stand Nursing Home, Tej Kiran, Dadi Seth Road, Chwapaty, Bombay 7	...	3	7	Nil.
50	Dr. (Miss) N. S. Zaveri Maternity & Gynac, Hospital, 273, New Charni Road.	...	7	19	Nil.
51	Bombay Medical Centre, Tej Kiran, Dadi Sheth Road, Chawpaty, Bombay 7	...	1	3	Nil.
52	Dr. Mangeshkar Clinic, Madhav Niwas, 8 Labornum Road, Bombay 7.	...	18	240	Nil.
D Ward—Total		...	767	15,078	4
E—WARD					
1	Municipal Maternity Home, 252, Bellasis Road, Byculla, Bombay 8 (1912)	...	37	2,443	Nil.
2	Khamer Khanum Municipal Maternity Home, Victoria Road 3rd Cross Lane, Byculla (25-9-1914)	...	37	2,444	Nil.
3	B. Y. L. Nair Charitable Hospital, Dr. A. L. Nair Road, Bombay 8.	...	12	186	Nil.
4	Engenc Maternity Home, 10 Victoria Road, Byculla, Bombay 27 (1924)	...	12	298	1
5	Masina Hospital, 125, Victoria Road, Byculla, Bombay 27 (1913)	...	30	332	Nil.
6	Bai Motlibai & Petit Hospital, Bombay 8 (1889)	...	76	3,497	10
7	Central Hospital & Nursing Home, Bellasis Road, Bombay 8 (1952)	...	3	28	Nil.
8	Ismali General Hospital, Nesbet Road, Aga Hall, Bombay 10.	...	8	122	Nil.
9	Jagjivanram Hospital Club Road, Byculla, Bombay 8 (June 1960)	...	12	556	1
10	Dr. Vaidy's Hospital, 75, B. A. Road, Bombay 33. (1959)	...	3	17	Nil.
11	Ganga Surgical & Maternity Hospital, Rajput Buliding Opp. Dockyard Rly. Station, Bombay 10. (1-5-1965)	...	5	22	Nil.
12	Kamathipura Materinty Home, Kamathipura 13th Lane, Bombay 8.	...	100	800	Nil.
E Ward—Total		...	335	10,745	12
F—WARD					
1	Naroji Wadia Maternity Hospital, King Edward Road, Parel, Bombay 12 (13-12-1926)	...	180	9,799	27
2	Swastik Maternity Home, Khare-ghat Road, Hindu Colony Dadar Bombay 14. (June 1937).	...	6	90	Nil.
3	Colony Nursing Home, 216A, Sir Bhalchandra Road, Matunga, Bombay 19	...	5	9	Nil.
4	Matunga Clinic, 241D, Dr. Ambedkar Road, Bombay 19 (1945).	...	10	107	Nil.
5	Dr. Gadre's Nursing & Maternity Hospital, 121, Keni Road, Dadar, Bombay 14 (June 1937)	...	18	267	Nil.
6	Desai Memorial Laxmi Lying-in Hospital & Nursing Home; 94, Hospital Avenue, Parel, Bombay 12 (June 1938)	...	16	278	1
7	Dr. Dandekar's Maternity Home, Bhoj Mahal, Dr. Ambedkar Road, Matunga (2-12-1938)	...	8	102	Nil.
8	Divekar Charity Trust Hospital King Circle, Bombay 19 (1938)	...	10	52	Nil.
9	Rukmini Maternity Hospital, 7, Aimag Merwanji Street, Parel Bombay 12 (1-1-1933)	...	30	399	Nil.
10	Dr. Karunakan's Hospital, 477, Edenwala Road, Matunga, (1939)	...	6	159	Nil.
11	Matunga Nursing & Maternity Home, Matunga, (14-2-1955)	...	7	58	Nil.
12	Nursing Home & Eye Clinic, Dadar, Bombay 14 (15-12-1946)	...	7	101	Nil.
13	Surgical & Maternity Hospital, 350, Chandavarkar Road, Matunga, Bombay 19 (21-9-1947)	...	10	234	Nil.
14	Family Nursing & Maternity Home, Matunga, Bombay 19. (28-9-1946)	...	10	378	Nil.

TABLE 28—Contd.

Serial No.	Name of Institution (date of establishment in brackets)	No. of beds.	Total confinements.	Deaths among mothers during their stay in Homes.
15	Lokmanya Tilak M G. Hospital Sion, Bombay 22 (24-4-1947)	72	7,413	28
16	Ahuja Hospital, Sion Sindh Colony, Bombay 22 (19:9)	3	56	Nil.
17	R. V. Ayurvedic Hospital, Sion, Bombay 22 (6-4-1950)	12	110	Nil.
18	Modern Nursing Home, 60, D. M. Road, Dadar, Bombay 14.	3	24	Nil.
19	Wadala Maternity Home & General Hospital, 193, Station Road, Bombay 31 (18-9-1952)	4	10	Nil.
20	Laxmi Maternity Home, 4 Shradhanand Road, Matunga (May 1954)	8	166	Nil.
21	Dr. D. Sitalaxmi's Maternity & Nursing Home, 239A, Sion Road, Bombay 22 (August 1954)	10	212	Nil.
22	Dr. (Mrs.) Kamala Doshi's Hospital Gujrath Society, Sion, Bombay 22 (27-9-1950)	10	156	Nil.
23	Matunga Nursing Home for Women, 590, Vincent Road, Matunga, Bombay 19 (16-7-1951)	14	95	Nil.
24	Talwalkar Nursing Home & Maternity Home, 153, Hindu Colony, Matunga, Bombay 19 (1-5-1951)	3	45	Nil.
25	Dr. Mulla's Clinic, 603, Jame-jamshed Road, Matunga, Bombay 19	7	57	Nil.
26	S. D. Bhavanani Nursing Home, Sion, Bombay 22 (1-6-1953)	25	695	Nil.
27	Dr. Pai's Hospital, 154 Hindu Colony, Dadar, Bombay 14 (1-4-1934)	18	396	Nil.
28	Dr. Merchant's Hospital, Sion, Bombay 22	25	146	Nil.
29	Sobti Nursing Home, King Circle, Bombay 19 (15-8-1955)	7	153	Nil.
30	Indian Air Force, Child Welfare Centre, 22E-D, Cotton Green, (26-1-1953)	2	1	Nil.
31	Naigaum Municipal Maternity Home, Naigaum, Bombay 14 (2-10-1958)	35	2,201	Nil.
32	K. E. M. Hospital, Parel Bombay 12. (Maternity Ward opened on 1-12-1959)	105	7,610	34
33	Sobti Hospital, 66, Jotiba Phule Road, Naigaum, Bombay 14 (1960)	12	76	Nil.
34	Dr. Cadre's Surgical & Maternity Hospital, Sion, Bombay 22 (1-10-1959)	9	136	Nil.
35	Wadala Maternity & Surgical Nursing Home, 82 R-A. Kidwai Road, Bombay 31 (6-12-1959)	8	44	Nil.
36	The Mahatma Gandhi Memorial Hospital, Government Gate Road, Parel, Bombay 12	17	239	Nil.
37	Mata Laxmi Hospital, 218, Sion East, Bombay 22. (December 1955)	4	27	Nil.
38	Chars Obstetrical & Gynac. Hospital 153, Road No. 9, Wadala, Bombay 31.	30	143	Nil.
39	Dr. Teland Maternity & Nursing Home, 200A, Ambedkar Road, Dadar, Bombay 14 ...	4	42	Nil.
40	Dr. Abhyankar's Maternity & Surgical Hospital Sion East, Bombay 22	7	224	Nil.
41	Dr. R. D. Desai's Maternity & Surgical Home, Krishna Chhaya, Parel, Bombay 12 ...	19	352	Nil.
F Ward—Total		796	30,952	90
G—WARD				
1	Haji Mohamed Haji Sabu Siddik Maternity Home S. V. Savarkar Road, Bombay 28	55	4,700	1
2	Saraswati Maternity & Nursing Home, L. H. Road, Mahim, Bombay 16 (11-12-1958)	5	...	Nil.
3	B. M. & C. W Society Maternity Hospital, Delisle Road, Bombay 11 (1-4-1932) ...	40	1,427	Nil.
4	Worli Maternity Home, B. M. & C. W. Society Worli, Bombay 18 (10-3-1930) ...	40	1,591	1
5	Laxmi Maternity Home, D. L. Vaidya Road Dadar, Bombay 28. (9-10-1929) ...	28	203	Nil.
6	Sadguri Maternity Home, Chhabildas Road, Dadar Bombay 28 (8-5-1932.) ...	15	147	Nil.
7	Jankibai Maternity Home 64, S. K. Bole Road, Dadar, Bombay 28 (1-4-1936) ...	7	35	Nil.
8	Dr. Narvane's Surgical & Maternity Home, Shivaji Park, Dadar. (4-10-1938) ...	14	34	Nil.
9	Dr. Purandare's Maternity Hospital, 114, Shivaji Park, Bombay 28.	15	205	Nil.
10	Vijay Clinic, Shivaji Park, Dadar, Bombay. (1936)	4	6	Nil.
11	Lower Parel Health Unit, Western Rly. Bombay 13. (1963)	7	77	Nil.
12	Dr. Sithe's Maternity & Nursing Home. (12-6-1966)	12	145	Nil.
13	Dr. Divekar Charitable Hospital, 121, Shivaji Park, Bombay 28.	18	453	Nil.
14	National Hospital, 89, F, S. V. Savarkar Road, Mahim, Bombay 16 (6-2-1953) ...	22	377	Nil.
15	Dadar Surgical & Maternity Hospital Prajapati Bhuvan, Gokhale Road, Bombay 28 ... (November 36).	10	177	Nil.

TABLE 28—Contd.

Serial No.	Name of Institution (date of establishment in brackets)	No. of beds.	Total confinements.	Deaths among mothers during their stay in Homes.
16	Dr. Pinto's Hospital, Portuguese Church Street, Dadar, Bombay 28. (1-4-1947) ...	5	143	Nil.
17	Family Clinic, Mogal Lane, Matunga, Bombay 16 (1-10-1952) ...	10	88	Nil.
18	Dr. Shushila S. Keluskar Maternity Hospital, Portuguese Church, Dadar, (8-6-1952)	9	83	Nil.
19	Dr. C. L. Zaveri, 224, L. H. Road, Matunga, Bombay 16. (1-7-1948) ...	25	558	1
20	Police Maternity Hospital, Pochkhanwala Road, Worli Police Camp. Bombay 18 (9-3-1951) ...	50	771	Nil.
21	Worli Hospital for Women, 259, Dr. A. B. Road, Bombay 18 (14-5-1964) ...	15	304	1
22	Park Nursing Home, 203-204, Shivaji Park Road 5, Bombay 16. ...	4	63	Nil.
23	Dadar Clinic & Nursing Home, Dadar Road, Bombay 28. (21-1-1949) ...	8	364	Nil.
24	Gupte Maternity and Surgical Home, 143, Sitaladevi Temple Road, Mahim, Bombay 16 (31-5-1953).	15	272	Nil.
25	Dr. D'Souza Surgical and Maternity Nursing Home, Sitaladevi Road, Mahim, Bombay 16 (January 1953)	7	1	Nil.
26	M. A. Podar Hospital, Bombay (1942)	30	1,133	3
27	Chande Maternity and Surgical Home, Gokhale Road, Dadar, (10-2-1957) ...	12	65	Nil.
28	Bai Radhabai Maternity Home and Women Nursing Home, Dadar, Bombay 28 (1-12-1954)	12	144	Nil.
29	Worli General Hospital Sea Face Corner, Bombay 18 (1947)	4	22	2
30	Bella Tes Nursing Home, 57, L. J. Road, Mahim, Bombay 16 (18-5-1958) ...	4	45	Nil.
31	Shradha Maternity Home, Kapad Bazar Road, Mahim, Bombay 16 ...	4	82	Nil.
32	Pandit Maternity Hospital, L. J. Road, Mahim	10	148	Nil.
G Ward—Total		516	13,863	9
H—WARD				
1	Khorshedji Byramji Bhabha Hospital, Waterfeld Road, Bandra Municipal (1939)...	95	5,211	7
2	Dr. Moses Hospital, The Home Street, East Avenue, Santacruz (1929) ...	6	19	Nil.
3	Dr. Kashibai Hospital, Swami Vivekanand Road, Santacruz (1-9-1939) ...	21	343	Nil.
4	S. M. G. Hospital J. Nehru Road, Santacruz (East), Bombay 55	16	316	Nil.
5	Mandakini Maternity Home, Turner Road, Bandra (1-4-1948)	10	117	Nil.
6	Western Rly. Health Unit, Bandra (1-9-1938)	8	273	Nil.
7	Dr. Gupte's Lying in and Surgical Hospital, 81, G. B. Road, Khar, (1929) ...	12	267	Nil.
8	Ajinkye Hospital, 11th Road, Khar, Bombay 50 (June 1929)	8	173	Nil.
9	Holy Family Hospital, St. Andrew's Road, Bandra, Bombay 50 (15-5-1953) ...	21	579	1
10	St. Martire's Nursing Home, 11th Street, Martires Road, Bandra, (1953) ...	16	495	2
11	Smt. Bhikubai Chandulal Jalandhwala Hospital, Santacruz Bombay 54	32	1,189	2
12	Dr. (Miss) Mahashweta V. Bhat's Hospital for women, 29, National Library Road, Bandra (19-4-1953)	10	53	Nil.
13	Dr. Patkar's Maternity Home, 97, Hill Road, Bandra (28-10-1932)	4	158	Nil.
14	Arora Lying-in-Hospital, Jai Bharat Society, Old Khar, Bombay 52 (January 1951)	6	67	Nil.
15	Mangala Maternity Home, Santacruz East, (1-5-1956)	8	101	Nil.
16	Homoco Maternity and Nursing Home, 15th Road, Khar, Bombay 52	6	35	Nil.
17	Devi Maternity and Surgical Home, Renuka Linking Road, Bandra	10	106	Nil.
18	Jai Devi Maternity and Nursing Home, Dr. Ambedkar Road, Danda, Khar (1961) ...	10	44	Nil.
19	Municipal Maternity Home, Kherwadi, Bandra East	30	3,192	Nil.
20	Government Dispensary-Cum-Maternity Home, Bandra, (October 1962)...	4	133	Nil.
21	Sanjivani Maternity and Surgical Nursing Home	14	340	Nil.
22	Ahuja Maternity Home 15th Road, Khar, Bombay 52 (23-8-1964)	5	1	Nil.
23	Lake-Side Nursing Home, L. I. C. Bldg. Bombay 50 (1963)	13	16	Nil.
H Ward—Total		372	13,228	12

TABLE 28—Contd.

Serial No.	Name of Institution (date of establishment in brackets)	No. of beds.	Total confinements.	Deaths among mothers during their stay in Homes.
K—WARD				
1	Shanti Maternity and Nursing Home, Sahar Road, Bombay 57	15	484	Nil.
2	Nilima Maternity and Nursing Home, Valabhbhai Road, Vile-Parle (September 1950)	11	293	Nil.
3	Tilak Maternity and Surgical Hospital, 24 Ram Mandir Road, Vile-Parle (1-6-1929)	8	180	1
4	Dr. Alabbhai Nanavati Hospital S. V. Road Vile-Parle (May 1951)	44	1,214	1
5	Dr. Shah's Maternity and Nursing Home, M. G. Vile Parle (East) (3-10-1947) ...	20	417	Nil.
6	Dr. Sumitrabai Wagh Hosptial Park Road, Vile-Parle (1930)	12	210	Nil.
7	Dr. Rajadhyksha's Maternity Hospital, Andheri (1-4-1938)	6	94	Nil.
8	Vrindavan General Hospital and Nursing Home, Kurla Road, Andheri (1-10-1949) ...	30	752	Nil.
9	Dr. Bhat's Andheri Maternity and Nursing Home, 208 S. V. Road, Andheri (1932)	8	136	Nil.
10	Laxmi Maternity Hospital, Nariman Road, Vile-Parle, (24-5-1954)	5	58	Nil.
11	Dr. Rajan's Maternity Home, Versova, (15-2-1958)	6	126	Nil.
12	Dr. Sathe's Maternity Home, Hanuman Road, Vile-Parle (East)	12	344	Nil.
13	Dr. Bakshi's Gynac, and Maternity Hospital, Lallubhai Park, Andheri (15-2-1960)	6	172	Nil.
14	Dhiraj Maternity and Nursing Home, Andheri East (28-2-1960)	10	143	Nil.
15	F. D. K. Municipal Maternity Home, Andheri	85	5,690	8
16	St. Catherine's Home, off Versova Road, Andheri, Bombay 58 (1938)	7	169	Nil.
17	Dr. Joshi's Surgical and Maternity Hospital, 65, S. V. Road, Andheri	10	220	Nil.
K Ward—Total		295	10,702	10
L AND M—WARDS				
1	Khan Bahadur H. K. Bhabha Hospital, Kurla (Municipal) (1-3-1939)	36	4,240	1
2	Chembur Municipal Maternity Home, near Chembur Naka (Municipal) 1-7-1944)...	30	3,061	2
3	Chembur Hospital, Krishna Baugh, Chembur, (1-2-1959)	12	267	Nil.
4	Chembur Colony Dispensary, Bombay 74 (1947)	22	262	Nil.
5	Dr. Bhatavdekar's Nursing and Maternity Home, 203, Station Avenue, Chembur (September 1954)	10	452	Nil.
6	Mona Maternity and Nursing Home, Amar Kunj, E. M. Road, Chembur Bombay (10-6-1968)	10	56	1
7	Chembur Nursing Home, 18th Road, Chembur, Bombay 71 (1957)	10	178	Nil.
8	Siddhigiri Clinic, 420 Statton, Avenue Road, Chembur, Bombay 71 (26-10-1966)...	10	342	1
9	Joshi Hospital, 70, Central Avenue Road, Chembur, Bombay 71 (1-10-1962) ...	10	146	Nil.
L and M Ward—Total		150	8,986	5
N—WARD				
1	Shri Siddharth Maternity Home, Gandhi Nagar, A—Road, Ghatkopar (11-5-1938)	6	1	Nil.
2	Bagwe Hospital, Cama Lane, Ghatkopar (15-4-1951)	6	50	Nil.
3	Shamabai Vithaldas Khimji Maternity Home, Ghatkopar (Municipal (17-10-1935) ...	35	4,890	Nil.
4	Suburban Maternity and Nursing Home, Ratan Mahal, M. G. Road, Ghatkopar (May 1951)	30	669	1
5	Dr. (Miss) Chandra L. Shah Maternity and Nursing Home, Agra Road, Ghatkopar, Bombay 76	35	959	Nil.
6	Pawai Maternity and Nursing Home, Durga Niwas, Pawai, Bombay 76	6	30	Nil.
7	Ghatkopar Maternity and Surgical Hospital, Jivan Jyot, Bombay 77 AS	40	834	Nil.
N Ward—Total		158	7,433	1

TABLE 28—Contd.

Serial No.	Name of Institution (date of establishment in brackets)	No. of beds.	Total confinements.	Deaths among mothers during their stay in Homes.
P—WARD				
1	Dr. Velaskar's Women's Lying-in Hospital, Zakaria Bldg. Zakaria Road, Malad West (29-1-1950)	20	385	Nil.
2	Dr. Desai's Maternity Home, Vijaykar Wadi, Silvan Villa S. V. Road, Malad, West, (4-2-1951)	18	500	Nil.
3	Bhagwant Maternity and Nursing Home, 100 Liberty Colony, Malad West (February 1964)	10	102	Nil.
4	Dr. Chandrakant R. Joshi's Eye and Maternity Home, Goras Wadi, Ahilya Ashram, S. V. Road, Malad (July 1955)	25	140	Nil.
5	Malad Maternity Home, Marve Road, Malad (1926)	28	1,372	Nil.
6	Bagwe Maternity Hospital, Bagwe Bhuvan, Goregaon (20-7-1951)	17	250	Nil.
7	Mrs. Nalini Patwardhan's Colony Maternity and Gynac. Hospital Jay Prakash Nagar, Goregaon (Sept. 1952)	6	78	Nil.
8	Darnay Hospital Jawahar Nagar, Goregaon West, (1949)	10	60	Nil.
9	Municipal Maternity Home behind Topiwala Charitable Dispensary Goregaon West (1-7-1964)	20	1,222	Nil.
10	Date Maternity and Nursing Home, 23 Jawahar Nagar, S. V. Road Goregaon West	15	399	Nil.
11	Shri S. K. Patil Arogyadham Maternity Dham, Daftary Road, Malad	14	282	Nil.
12	Dr. Suchak's Maternity and General Hospital, Manchubhai Road, Malad East	44	976	Nil.
13	Family Clinic, I. N. S. Hamla, Marve Road, Malad.	2	43	Nil.
	P Ward—Total	229	5,809	Nil.
R—WARD				
1	Pandya Maternity Home, Eksar Cross Lane, 2 Patel Road, Borivli (3-9-1950)	12	356	Nil.
2	Bagwe Maternity Home, Tilak Road, Borivli West (28-2-1952)	12	179	Nil.
3	Sumati Maternity Home, G. B. Road, Borivli, (March 1945)	25	491	Nil.
4	Palkar Maternity Home, Opp. Rly. Station, G. B. Road, Borivli, (1-8-1953)	10	203	Nil.
5	Radhabai Dalvi Hosp. and Mat. Home, G. B. Road, Kandivli (1-1-1928)	30	543	Nil.
6	Dr. Joglekar Mat. Home, G. B. Road, Kandivli (1-1-1944)	10	82	Nil.
7	Mehta Maternity Hospital, Bhimji Kero's Bungalow, Chandarvarkar Lane, Borivli (9-7-1950)	12	136	Nil.
8	Padhabai Dharmannal Ishwardas Bhatia Municipal Maternity Home Irani Wadi, Mathuradas Road, Kandivli	20	1,267	Nil.
9	Usha Maternity Home, Shantilal Modi Road, Kandivli West	15	204	Nil.
10	Mahalaxmi Maternity Home, G. B. Road, Kandivli	6	9	Nil.
	R Ward—Total	152	3,470	Nil.
T—WARD				
1	Dr. Gore's Laxmibai Mat. Hospital, M. G. Road, Mulund Aug. (1949)	14	323	Nil.
2	Mulund Maternity and Nursing Home, Gajanan Mansion, Mulund (1-1-1948)	14	284	Nil.
3	Dr. Ganatra's Maternity Home, Mulund (11-11-1951)	15	462	Nil.
4	Dr. Khandekar's Maternity Home, Lokmanya Tilak Road, Mulund East (Jan. 1961)	2	26	Nil.
5	Dr. Buch's Maternity Home, M. G. Road, Mulund (1-10-1965)	6	76	Nil.
6	Modern Maternity and Nursing Home, 68-4 Mulund Colony, (26-1-1961)	4	110	Nil.
7	Dr. M. J. Thakkar's Maternity Home, Mulund (1-5-1966)	12	78	Nil.
8	Nav Jiwan Maternity and Nursing Home, Mulund East,	11	184	Nil.
9	Dr. Bhagwat's Maternity Home, M. G. Road, Jamuna Sadan, Mulund, (Sept. 1964)	6	112	Nil.
10	Mulund Poly Clinic Maternity and Nursing Home, Ambedkar Road, Mulund West (1958)	6	39	Nil.
11	Shah Clinic and Maternity Hospital, J. M. Road, Bhandup (30-4-1968)	8	46	Nil.
12	Municipal Maternity Home, Bhandup (1-1-1964)	25	3,624	2
13	Dr. Badwik Maternity Hospital Agra Road, Bhandup (15-8-1950)	13	217	Nil.
14	Dr. Bhatia's Hospital and Maternity Nursing Home, Village Road, Bhandup	8	92	Nil.
15	Naval Hospital, Pawai, Bhandup (Sept. 1964)	4	70	Nil.
16	Indian Institute of Technology, Powai, Bombay 76	4	101	Nil.
	T Ward—Total	152	5,844	2

Ward	No. of Institutions.	No. of beds.	No. of confinements.	No. of Maternal deaths.
A	17	427	9,976	5
B	10	214	5,612	4
C	8	161	2,513	Nil.
D	52	767	15,078	4
E	12	335	10,745	12
F	41	796	30,952	90
G	32	516	13,863	9
H	23	372	13,228	12
K	17	295	10,702	10
L & M	9	150	8,986	5
N	7	158	7,433	1
P	13	229	5,809	Nil.
R	10	152	3,470	Nil.
T	16	152	5,844	2
Grand Total ...	267	4,724	1,44,211	154

Total births (Including 5,446 still births) registered in the Greater Bombay during the year 1968 ... 1,56,880

Deaths registered as Maternal deaths during the year 1968 ... 130