

**ADMINISTRATION REPORT**  
**OF THE**  
**MUNICIPAL COMMISSIONER**  
**FOR**  
**GREATER BOMBAY**  
**(SUBURBS & EXTENDED SUBURBS)**  
**FOR THE YEAR**  
**1961-62**



BOMBAY

PRINTED AT THE MUNICIPAL PRINTING PRESS.

1962

**ADMINISTRATION REPORT  
OF THE  
MUNICIPAL COMMISSIONER  
FOR  
GREATER BOMBAY**

**(SUBURBS AND EXTENDED SUBURBS)**

**FOR THE YEAR**

**1961-62**

**BOMBAY**

**PRINTED AT THE MUNICIPAL PRINTING PRESS**

**1962**

# CONTENTS

## PART I

	PAGES
(Suburbs and Extended Suburbs)	
STANDING COMMITTEE'S REVIEW OF THE REPORT	... i to xii
1. MUNICIPAL COMMISSIONER'S NOTE	... 1-19
2. REPORT OF THE DY. MUNICIPAL COMMISSIONER	.. 21
3. FINANCIAL—	
Report of the Dy. Accountant (Suburbs) with Appendices	... 23-121
(i) Budget 'D'	... 23-75
(ii) Budget 'F'	... 77-121
4. REVENUE—	
Report of the Deputy Assessor and Collector (Suburbs) of :—	... 123-133
(i) Suburbs	... 123-127
(ii) Extended Suburbs	.. 129-133
5. PUBLIC WORKS—	135-162
(i) Report of the Assistant Engineer (Suburbs)	... 135-151
(ii) Report of the Senior Assistant Engineer (Extended Suburbs)	... 153-162
6. WATER WORKS—	
(i) Report of the Assistant Engineer (West)	} ... 163-169
(ii) Report of the Assistant Engineer (East)	
(iii) Report of the Assistant Engineer (Extended Suburbs)	... 171-174
7. LICENCES—	
Report of the Assistant Superintendent of Licences	... 175-179
(i) Suburbs	... 175-176
(ii) Extended Suburbs	.. 177-179
8. SHOPS AND ESTABLISHMENT—	
Report of the Chief Inspector, Shops and Establishments	.. 181-183
(i) Suburbs	.. 181
(ii) Extended Suburbs	.. 183
9. MUNICIPAL LIBRARY—	185-188
(i) Suburbs	... 185
(ii) Extended Suburbs	.. 187-188
10. MARKETS AND SLAUGHTER HOUSES—	
Report of the Assistant Superintendent of Markets	... 189-194
(i) Suburbs	.. 189-192
(ii) Extended Suburbs	.. 193-194
11. EDUCATION—	
Report of the Education Officer	... 195-198
(i) Suburbs	.. 195-196
(ii) Extended Suburbs	.. 197-198
12. SUBURBAN GARDENS—	
Report of the Superintendent of Gardens	... 199-201
(i) Suburbs	... 199
(ii) Extended Suburbs	... 201
13. Index	... 203-204

## PART II

14. PUBLIC HEALTH—	
Report of the Dy. Executive Health Officer	... 1-82
(i) Suburbs	.. 1-44
(ii) Extended Suburbs	... 45-82
15. Index	... 83

**REVIEW OF THE STANDING COMMITTEE OF THE ADMINISTRATION REPORT  
OF THE MUNICIPAL COMMISSIONER FOR GREATER BOMBAY  
(SUBURBS AND EXTENDED SUBURBS), FOR THE YEAR 1961-62.  
(SUBURBS)**

58\*. The Municipal Administration of the Suburban areas continued to be carried on under the direct charge of the Deputy Municipal Commissioner (Suburbs) during the year under review.

59. In preparing the Budget Estimates for the year under report, an Opening Cash Balance of Rs. 17.51 lacs was estimated. On the final closing of accounts for the year 1960-61 the actual Opening Balance of 1961-62 was Rs. 35.31 lacs which was more by Rs. 16.47 lacs than the actual Opening Balance of the previous year viz., Rs. 18.84 lacs. The total income was budgeted at Rs. 2.96 lacs but the actual realizations amounted to Rs. 2,96.17 lacs showing a decrease of Rs. 0.43 lacs over the budgeted amount and an increase of Rs. 38.38 lacs over the actuals of the previous year, viz., Rs. 2,57.79 lacs. On the Expenditure Side, the budgeted amount was Rs. 3,06.24 lacs but the actual expenditure at the close of the year amounted to Rs. 3,08.88 lacs which was more than the figure originally estimated by Rs. 2.64 lacs. The anticipated deficit of Rs. 9.63 lacs thus increased to Rs. 12.70 lacs.

A detailed study of the Income Side reveals that there was a net decrease of Rs. 0.43 lacs, compared with the original Budget Estimates of Rs. 2,96.60 lacs and a decrease of Rs. 0.46 lacs as compared with the revised estimates of Rs. 3,30.46 lacs.

The actual expenditure for the year, i.e., Rs. 3,08.88 lacs showed a net increase of Rs. 64.69 lacs, over the actual expenditure of Rs. 2,44.19 lacs of the previous year. It was also more by Rs. 2.64 lacs than the original budgeted expenditure of Rs. 3,06.24 lacs.

The final sanctioned grants for the year aggregated to Rs. 3,73.17 lacs against which the actuals amounted to Rs. 3,08.88 lacs at the close of the year leaving an unexpended balance of Rs. 64.29 lacs. Of this a sum of Rs. 36.64 lacs is reserved towards renewal for expenditure during 1962-63 against Rs. 36.46 lacs reserved in the Accounts of 1960-61 and the balance of Rs. 27.65 lacs is treated as savings on final grants sanctioned.

The amount of the loan raised during the year to finance the capital works expenditure was Rs. 1,05 lacs. A contribution of Rs. 5 lakhs was received from Government being 1/3rd of the expenditure incurred on the extension and improvements of water supply, sewerage and surface drains. The total funds available for expenditure were Rs. 1,59.30 lakhs against which the expenditure incurred was Rs. 1,08.52 lakhs, leaving an unspent balance of Rs. 50.77 lakhs in Loan Funds at the close of the year. The percentage by which actuals fell short of Budget Estimates was 65 as against 60, 62 and 43 in the preceding three years. The loan liabilities of the Corporation at the close of the year stood at Rs. 6,91.49 lakhs.

The Standing Committee views with concern the high percentage viz., 65 by which the actuals fell short of the Budget Estimates, during the year under report, and especially as this percentage is on the increase in recent years. Considering the backward conditions of the Suburban areas so far as civic amenities are concerned, the Standing Committee feel that every effort must be made to fully utilize the available loan fund resources and to keep with the schedule of Loan Works programme and they, therefore, desire that the Executive should put in more efforts in that direction, which alone will help in minimising the grievances of our Suburbanite friends and bring them on par with the City in respect of civic amenities. Merely making Budget provisions by the Corporation will be of no avail, unless the Loan Works programme is executed by the Executive in time.

The book value of investments of the Sinking Fund at the close of the year amounted to Rs. 1,29.09 lacs including Rs. 13 in cash with the State Bank of India. Valuing the Municipal Debentures at par, the market value of Sinking Fund Investments comes to Rs. 1,29.67 lacs. This, together with the amount of interest accrued upto 31st March 1962, viz., Rs. 1.21 lacs and the cash with the State Bank of India of Rs. 13, brings the amount of Sinking Fund to Rs. 1,30.88 lacs, which more than covers the amount, viz., Rs. 1,26.83 lacs at which the Sinking Fund should have accumulated upto 31st March 1962. The excess in the Sinking Fund Investment account was thus Rs. 4.05 lakhs.

60. The rates of taxes during the year under report in respect of General Tax and Halalkhore Tax were 19½ per cent. (which included ¾ per cent. Fire Tax) and 3½ per cent. respectively. The rates for water supply by meter measurement varied from Rs. 1.65 to Rs. 5.50 per 10,000 litres, Education Cess was levied on properties, at 1 per cent. of the rateable values of which ranged from Rs. 75 to Rs. 299 and at 1½ per cent., on those the rateable value whereof was Rs. 300 and above. Properties having rateable value below Rs. 75 were exempted from the levy.

\* Paragraphs 1 to 57 of the Review of the Standing Committee relate to the Administration Report of the City of Bombay.



At the close of the year, the total number of properties on the Assessment Register was 50,346 as against 49,186, 46,648 and 45,240 in the previous three years, showing an increase of 1,160, 2,738 and 1,408 properties for the preceding three years. The rateable value of all properties was Rs. 8,18.09 lacs as against Rs. 7,53.34 lacs, Rs. 6,49.59 lacs and Rs. 5,87.99 lacs for the previous three years. This gave a rateable value of Rs. 78.96 per head of population (10,36,104 population) as against Rs. 147.64, Rs. 127.21 and Rs. 115.24 (5,10,250 population) in the previous three years.

4,092 complaints were registered during the year under report, out of which 2,798 complaints were registered under Section 167 of the Act and 1,294 were registered under Section 162 of the Act. There were 24 appeals against rateable values under Section 217 of the Act. Of these, 2 were withdrawn, 18 were settled and 4 were pending decision on 31st March 1962.

No suit was filed against rate payers for the recovery of taxes during the year under report, though in 2 cases sanction of the Standing Committee was obtained.

Miscellaneous receipts from demand notices, distress warrants, etc. amounted to a sum of Rs. 67,254 during the year under report.

The net total demand in respect of Property and Wheel Taxes, etc. for the year was Rs. 4,94.52 lacs as against Rs. 3,85.97 lacs in the preceding year. The total amount collected during the year including arrears was Rs. 2,59.35 lacs as against Rs. 2,25.75 lacs in the previous year. The total amount of outstanding taxes at the close of the year stood at Rs. 2,35.17 lacs, the percentage of outstandings to net demand being 47.56 as against 41.51 in the preceding year. The Standing Committee find that accumulation of large arrears of taxes has become almost a normal feature of our annual revenue collection and consider that it is essential that a more sustained and concentrated effort is made by the Department to bring down the huge outstandings.

The rates of taxation during the year continued to be the same as in the preceding year, viz., 5 per cent. in the case of buildings and lands, the rateable values of which were more than Rs. 2,000 in each case and 2½ per cent. in the case of buildings and lands, the rateable values of which were Rs. 2,000 or below but not less than Rs. 500 in each case. The rates in respect of village properties were 3 per cent. in case of buildings and lands, the rateable values of which were more than Rs. 2,000 in each case and 1½ per cent. in case of buildings and lands, the rateable values of which were Rs. 2,000 and below but not less than Rs. 500 in each case in the area specified in List I of Schedule FF appended to the Bombay Municipal Corporation Act and 2 per cent. in the case of buildings and lands, the rateable values of which were more than Rs. 2,000 in each case and 1 per cent. in the case of buildings and lands, the rateable values of which were Rs. 2,000 and below but not less than Rs. 500 in each case in the areas specified in List II of Schedule FF appended to the Act. The properties having a rateable value of Rs. 499 and below were exempted. The properties owned by the same person and falling in the same locality were grouped together for the levy of this tax. The net demand in respect of the tax was Rs. 56.26 lacs including the arrears of Rs. 26.69 lacs. The amount collected was Rs. 27.75 lacs, i.e., about 49.32 per cent. of the demand.

From the classification of properties according to the rateable values, it is found that out of a total of 50,346 properties as many as 50,099 properties came within the rateable value upto Rs. 20,000 leaving only 247 properties having rateable values between Rs. 20,001 and Rs. 3,50,001 and above as against 49,186, 48,955 and 231 and 46,448, 46,265, and 183, respectively, in the preceding two years.

Theatre Tax was levied at the rate of Rs. 10 per show for Class I Cinema Theatre and Rs. 7 per show for Class II Cinema theatre. Circus, Carnival, etc., were charged Rs. 10 per show, whereas Drama, Concert, Tamasha, etc., were charged Rs. 7 per show.

There were in all 14 II Class Cinema Theatres in Suburbs at the beginning of the year. One more Class II Cinema Theatre was started in December 1961 at Chembur. Exemptions were granted to such Cinema Shows, performances, etc., as were held in aid of bonafide Charities, etc. The total income derived from Theatre Tax during the year amounted to Rs. 1,34,006.60.

61. In order to give additional amenities to the residents in the Suburban areas, a number of works were carried out during the year. During the year under review, the work of laying sewers in Drainage Districts Nos. I, II and III comprising of Bandra-Khar-Santacruz, Juhu-Vile parle-Andheri and Kurla-Chembur-Ghatkopar, respectively, made further progress.

Lengths of the Sewers completed upto the end of the year were 34,668 R.ft., in Districts Nos. I and II and 14,446 in District No. III. The expenditure incurred on the drainage works; during the year amounted to Rs. 18.90 lacs.

After the sewers in different areas started functioning, 469 notices were served under Section 231 of the Bombay Municipal Corporation Act, on the property owners for joining their house drains to the newly laid sewers. Out of which in 298 cases parties have submitted proposals and in 195 cases parties carried out the works. 137 privies were converted into water-closets on full flushing system and an amount of Rs. 86,092.73 was paid to owners of properties by way of subvention.

In all 99 Street connections for premises to the newly laid sewers were given at Municipal cost amounting to Rs. 16,000.

The Planning Section prepared plans for 121 different Municipal Works including Schemes, Roads, Foot-paths, Hospitals, etc., during the year for a total cost of Rs. 2,40.30 lacs.

The Mechanical Branch looked after the electric installation, Purification works, etc. Electrification of 6 Municipal properties at a cost of Rs. 98,858 and rewiring of 3 Municipal premises at a cost of Rs. 4,250 were carried out. A new Sewage Pumping Station was put into commission during the year at Agra Road near Vikhroli Fire Station.

62. An amount of Rs. 1,59,504.11 was spent during the year under report on normal Upkeep, Maintenance and Repairs of Municipal Properties and Roads. repairs including monsoon works of about 108 Municipal Buildings in the Suburbs.

The total mileage of the roads in the Suburbs is about 197.24 sq. miles comprising 3.46 miles of water-bound roads, 168.53 miles of Asphalt roads, 21.35 miles of concrete roads and about 3.90 miles of unmetered roads. The cost of maintenance of asphalted roads amounted to Rs. 13,09,646.04.

The ferry service between Versova and Madh Islands was maintained. The total receipts amounted to Rs. 23,044 as against the expenditure of Rs. 25,938.84 including repairs to Ferry Boats.

The cost of street lighting by electric lamps numbering 7,466 amounted to Rs. 8.29 lacs, as against 7,282 and Rs. 7.56 lacs, respectively, in the preceding year.

During the year 923 applications were received by the Factory Section for establishment of factories, etc.; out of which 577 applications were disposed of and 110 new permits were granted for factories.

During the year 333 prosecutions were launched out of which 232 were decided in favour of the Corporation, in 9 cases parties were acquitted and 86 cases were still pending before the Court. The total number of fines recovered was Rs. 1,962.

In spite of careful vigilance, the spate of unauthorized constructions could not be checked effectively. In 252 cases of unauthorized structures, sanction of the Standing Committee was obtained as against 514 in the preceding year.

The total number of buildings constructed by private enterprise during the year was 804 while those by Co-operative Housing Societies and by the employers for their employees were 117 and 39 respectively, as against 1387, 83 and 21 respectively, in the preceding year. In all 972 building completion certificates were received and 724 buildings were sanctioned for occupation. 22 Buildings or portions thereof collapsed during the year, due to which 20 persons were injured and 1 killed.

In all 25 Town Planning Schemes are being implemented in the Suburban area. Out of these 10 Schemes had already been sanctioned and came into force, 13 were at the Arbitration stage, 2 Schemes were in making and one was yet to be varied. The number of applications for Commencement Certificates was 537. Out of 18 proposals for layouts, 4 were sanctioned by the Standing Committee. In all 279 proposals were received for subdivision, etc., of which 104 were approved.

63. Suburbs in the same way as the City, were supplied with water by gravity from several tapping points on the trunk mains coming from the three lakes, viz., Tansa, Vehar, and Tulsī. For distribution purposes, the Suburbs are divided into Western and Eastern Suburbs. In the Suburban areas, water is supplied for 24 hours except for certain elevated localities like Bandra Hill and Pali Hill and part of Andheri East and West in the Western Suburbs and the area beyond Panjrapole Sion Trombay Road in the Eastern Suburbs which receive water for shorter periods. The Western Suburbs are served by the 57" West and East Tansa mains between Marol and Bandra. The Eastern Suburbs are supplied water through the tappings on the 72" West Tansa Main, Duct line, 48" Tansa Main and 48" > 32" > 24" Vehar main. Water for all purposes was charged by meter measurement except in case of free stand-pipes in Squatters Colonies and Municipal Properties. 1,496 new connections were made during the year in the Suburbs. The total number of stand pipes in the Suburbs was 491 of which 139 were for the gratuitous use of the public and the remaining were on payment. 59,591.32 mega litres of water was supplied to the Suburban areas during the year.

240.03 miles of water mains of various sizes varying from 2" to 36" were maintained during the year. There were 6,791 complaints regarding short supply against 6,081 in the previous year. It is reported that most of these complaints were due to inadequate sizes of connections, absence of connections and manipulation of supply by landlords.

There were 43 bursts which were promptly repaired. 10,908 works pertaining to chokes in service pipes and repairs to communication pipes, fire hydrants, etc., were carried out.

139 public Stand Pipes and 61 wells were maintained during the year under report at a cost of Rs. 1,145 and about 1,171 mega litres of water was supplied gratuitously to the public through stand pipes.

6,404 disconnection orders were issued, out of which 499 connections were cut off and in the remaining cases, orders were not executed as the amounts of the Municipal dues were paid up in time. In addition, 153 disconnections were made because of defective fittings. In all 945 notices were issued for defective fittings, chokes in service pipes, etc., during the year and in 245 cases, prosecutions were launched as the owners failed to carry out the works within the stipulated time resulting in 105 convictions and in 17 cases, the parties were warned and discharged. There were 5 Acquittals, 3 cases were withdrawn and 115 cases were pending at the end of the year. The amount of fines recovered was Rs. 1,112. The total revenue derived during the year from meter hire amounted to Rs. 2.04 lacs and that from the sale of water for all purposes by meter measurement amounted to Rs. 71.58 lacs. The amount recovered as compounded charges was Rs. 1.65 lacs.

For improving water supply in the Suburbs, about 27.35 Km. (17.28 miles) of mains were laid during the year.

64. During the year 5,454 Licences and Permits were issued as against 7,366 and 7,149 issued in the preceding two years. The fees realised therefrom amounted to about Rs. 3.88 lacs, as against Rs. 2.91 lacs and Rs. 2.04 lacs in the preceding two years. The loss of revenue incidental to the disuse or demolition of old licensed premises, etc. amounted to about Rs. 2,335 as against Rs. 4,725 and Rs. 3,610 in the previous two years. Fees amounting to Rs. 1,38,905.78 were received for permits issued for exhibiting 1,654 sky-signs and advertisements while corresponding figures for the previous year were 1,316 permits and about Rs. 1,01,379 as realisation of fees thereof. The fees realised from the issue of 551 licences to Hawkers and Squatters amounted to Rs. 96,099.40 as against Rs. 66,503 in the previous year.

During the year 2,235 prosecutions for offences under the Act, as against 1,539 in the previous year, were instituted. The total amount of fines inflicted in 865 cases of convictions was about Rs. 10,281 as against Rs. 7,720 for the previous year in 633 cases of convictions.

The work of recovering fees for Stall Boards and Weather Frames was transferred to this Department from 1st July 1961. Fees amounting to Rs. 6,782 were collected during the year under report on that account.

The total revenue of the Department from various sources was about Rs. 6.42 lacs, as against Rs. 4.96 lacs and Rs. 3.12 lacs in the preceding two years.

65. The total number of establishments registered at the close of the year was 18,469 as against 15,373 and 14,747 in the previous two years. During the year 24,067 visits were paid to various establishments and 173 complaints were received out of which 7 were pending disposal at the close of the year. 110 mass raids were arranged during the year, while 700 new prosecutions were instituted during the year, as against 864 and 649 in the previous two years. The total amount of fines realised was Rs. 17,843 as against Rs. 23,235 and Rs. 16,680 in the previous two years. Government sanctioned Rs. 2,88,595 by way of grants-in-aid for the year 1961-62 out of which the share for the Suburbs was Rs. 23,447. An amount of Rs. 3,711 was received by way of Registration Fees, etc. during the year as against Rs. 2,859 and Rs. 2,150 in the preceding two years.

In respect of the administration of the Payment of Wages Act, 1936, 29 complaints were received during the year, out of which 23 were disposed of by compromise and one was found falling beyond purview of the Act. In one case the complainant himself approached the Payment of Wages authority and in four cases it was found that the complaints were either fictitious or had no sufficient documentary evidence to facilitate action.

66. During the year, the number of Municipal Markets and Slaughter Houses remained the same as in the previous year, i.e., 16 and 5, respectively. Besides, there were two private markets as in the previous year. Several improvements in the Municipal markets were made during the year under report.

v

Out of the 4,903 buffaloes, 690 cows and bullocks and 1,04,564 sheep and goats brought for slaughter at different slaughter houses, 63 buffaloes, 31 cows and bullocks and 954 sheep and goats were rejected on ante-mortem examination.

During the year, unwholesome articles of food such as fruit, fish, vegetable, etc, weighing 10,409 kilograms were destroyed as against 23,501, 25,091 and 31,341 lbs. during the preceding three years. The total meat destroyed was 29,740 kilograms as against 10,410, 9,197 and 8,935 lbs. in the previous three years. 127 cases were filed for unauthorized slaughter and sale of animals during the year and all were convicted and fined. Total fines inflicted amounted to Rs. 4,018. The total amount realised by auction sale of confiscated animals, etc. was Rs 2,195.

The total receipts of the Department during the year amounted to Rs. 8,35,898.22 as against Rs. 9,14,905, Rs. 6,09,191 and Rs. 7,01,099 realised in the previous three years.

67. There were in all 20 gardens in the Suburbs, including one new garden laid out at Mount Mary Road, Bandra. Works of 4 more gardens, 2 at Andheri Suburban Gardens. and 2 at Ghatkopar were in progress during the year. 425 trees have been planted on roadsides and gardens as against 1,250 last year.

Music programmes were arranged at the gardens and bandstands in the Suburbs during the year, as usual.

Total expenditure in respect of the Garden Department, (Suburbs) during the year amounted to Rs. 1,30,444 against the Income of Rs. 5,686.66.

68. There were on 31st March 1962, 172 Municipal Schools and 40 classes in the Suburbs. The total number of pupils as on 31st March 1962, was 84,904 Education. with 2,040 Teachers as against 76,508 pupils and 1,783 Teachers of the previous year. The highest number on roll was, 91,268 in August 1961. The average attendance of pupils throughout the year was 75,144.

The number of Municipal owned school buildings in the Suburbs at the end of the year was 50 as against 46 at the end of the last year.

Physical Education was imparted as per the curriculum laid down by Government. Sport competitions of pupils in Suburban schools were held at 9 centres. Various extra curricular activities like Sharad Utsav, celebration of Independence Day and Republic Day, and excursion to places of historical importance were conducted during the year. The usual activities of Boy Scouts and Girl Guides were carried out during the year.

Refresher Classes were started for training Teachers teaching English in Upper Primary Classes.

Certified undernourished children received the benefit of free supply of 6 ozs. of toned pasteurized milk.

There were 77 Aided Schools at the close of the year with 829 teachers for 28,066 pupils. There were 22 Recognised Schools with 138 teachers and 3,934 pupils attending them which did not receive any aid from the Corporation.

The total amount of grants assessed during the year was Rs. 3.72 lacs. Recourse was taken to apply cuts to the assessed grants taking into consideration the sources of income from fees, etc., of the schools concerned.

69. The total area of the Suburbs admeasures about 43,398 acres or 67.81 sq. miles Public Health. and has a population of 10,36,585 as per 1961 Census. The mid-year estimated population for 1961 was 10,54,000. The mean density of population roughly came to 23.89 per acre. The 9th Live Stock Census under the auspices of Government of Maharashtra was undertaken in Suburbs and Extended Suburbs and completed on 15th April 1961.

The number of live births recorded during the year was 32,216 (16,581 males and 15,635 females) which was more by 4,226 than that during the previous year i.e., 27,970. Still births reported during the year were 894 or 2.7 per cent. of live births. The total number of deaths registered from all causes during the year was 8,610 (4,828 males and 3,782 females) as against 7,491 in the previous year showing an increase of 1,119. Deaths among infants under one year of age numbered 2,192 which showed an increase of 229 against the number in the preceding year i.e. 1963. The infant mortality rate for the year was 68 per 1,000 as against 70.2 for the previous year. Birth rate was 30.6 and death rate was 8.2 per 1,000 population, giving a

natural increase of 22.4 per 1,000. Deaths due to communicable diseases were Small-pox 345, Enteric fever 19, Influenza 4, Tuberculosis 471, Dysentery 65, Malaria 1, Diphtheria 28 and Poliomyelitis 5. No deaths were reported from Meningitis, Plague and Cholera.

As many as 471 deaths were due to Tuberculosis alone. Similarly 345 deaths took place due to small-pox. Both the figures are quite alarming and the Standing Committee is of considered opinion that special attention requires to be given to these two diseases by taking adequate preventive measures to minimise the present high death rate due to these diseases.

It is reported that the sanitary conditions in the merged areas improved in several respects. Licences were issued to all such trades as were found conducted in the Municipal limits with a view to enforcing on them the minimum hygienic and sanitary requirements. Sanitary conditions in the numerous villages, Gaothans and outlying areas have been far from satisfactory. Intensive Cleansing Campaigns and Village Improvement Schemes have done much in that direction. However, Standing Committee feels that the measures are required to be strengthened further, in order to bring sanitary conditions in these areas on city level.

In order to promote an improvement in the level of Health and to disseminate knowledge on health, hygiene and cleaner living amongst the citizens, "Health and Cleansing Weeks" were organised in selected localities with the help of local social organizations throughout the year. Localities were selected in turns for intensive cleansing and rectification of sanitary defects in the residential premises, etc. T. A. B. inoculations and vaccinations against small-pox were done. Health education of the residents of new localities was carried out by exhibiting films on health and sanitation. Food sanitation was also enforced.

The Public Relations Department disseminated knowledge about positive aspects of health environmental sanitation and civic sense amongst the citizens through popular media like posters, leaflets, health exhibitions, film shows, and talks through mobile vans during cleansing and other immunization campaigns against communicable diseases, food sanitation drives, etc. During the year 48 intensive cleansing campaigns, 70 T. A. B. inoculation campaigns, 129 vaccination campaigns, were carried out and 205 Health Education Film Shows were organized and 5 Health Exhibition Stalls were put up in connection with Health propaganda in the Suburbs.

A provision of Rs. 3 lacs was made to meet the cost of supply of milk to undernourished children from Municipal schools during the year. However, due to inability of Director, Bombay Milk Scheme, to supply the required quota only 11,850 undernourished children from 106 Suburban Municipal Centre Schools out of 35,917 undernourished children detected from Suburban Municipal Schools, could be included in the Scheme. In addition to this 8,820 children from I to V Standards from 31 Municipal schools from poorer localities were also catered with milk from 1st of November 1961, as the Director, Bombay Milk Scheme gave additional quota of 8,820 bottles from that date. All the children under the Scheme received 6 ozs. of toned pasteurized milk each, on every school working day. The total expenditure incurred during the year of the supply of milk and snacks amounted to about Rs. 2,14,717.74.

There were in all 3 Hospitals, 5 Municipal Maternity Homes and 15 Municipal Dispensaries rendering medical relief in the merged Suburban area during the year. To meet the growing demand on medical relief service, steps to provide more dispensaries at convenient sites have been taken. Medical Relief is also rendered in the villages through mobile dispensary units according to a planned programme. In addition to hired Mobile Dispensary Units of Peoples Mobile Hospital, one Municipal Mobile Dispensary also rendered services to villagers in the Merged areas.

The total number of new patients treated in all the dispensaries was 6,74,861 whereas the total out-patient attendance was 29,34,302 as against 5,51,246 and 19,44,657, respectively, in the preceding year.

70. The Conservancy services comprising cleansing of roads and footpaths, collection and removal and disposal of refuse and night soil, licensing and destruction of dogs and destruction of rats, etc., were carried out satisfactorily during the year.

The total surface of roads, footpaths and open spaces cleaned during the year was 45.60 lacs square yards. 72,816 tons of refuse were collected during the year, out of which 70,962 tons were utilized for reclamation of low-lying Municipal lands and 1,854 tons were sold to private parties. No refuse was disposed of by incineration.

About 6,579 gallons of night soil were removed daily by the suburban conservancy staff. The night soil contents were continued to be disposed of at the three depots, discharging the same at various points into the creeks except for a small quantity used for composting at Ghatkopar during the dry season.

In pursuance of the policy to improve the methods of disposal of excrementitious matters the night soil depots with hoppers at the new purification works situated at Andheri—Versova Road and Ghatkopar—Mahul Road started functioning. The one at Khar purification works could not be put into commission owing to lack of approach roads.

2,173 dog licences were issued as against 1,973 and 2,118 in the previous two years and 8,556 ownerless dogs were caught and removed to the Lethal Chambers at Mahalaxmi during the year.

*Rat destruction.*—The total number of rats caught during the year was 10,249 from 1st April 1961 to 30th June 1961. The rat destruction work was transferred to the Insecticide Department from 1st July 1961.

*Removal and Disposal of carcasses.*—The right of removing and disposing of carcasses from 'H' and 'L' Wards was entrusted to Messrs. Kora Gramodyog Kendra, Borivli. The Madhavis operated in the villages. The contract with Madhavis was terminated from 1st March 1962 and entrusted to the Harijan Co-operative Labour Society. In all 11,399 carcasses were disposed of at the disposal ground during the year.

The work of construction of 48 additional tenements at Hasanabad Lane, was completed. Construction of 60, 84 and 48 tenements, respectively at Khar, 2nd Hasnabad Lane, Chembur and Kurla, Bombay Agra Road was in progress.

The staff took advantage of the existing Co-operative Credit Society as also of the Welfare Centres existing in the localities where there were staff quarters.

The total amount of Rs. 1.40 lacs was earned by sale of rights, manures, etc.

*Veterinary Dispensary at Khar.*—The work of immunization of dogs was carried out at the dispensary. 2,300 animals were treated and 149 inoculations were done during the year. The revenue realised during the year was Rs. 4,399.

During the year, the fleet of motor vehicles of Municipal Transport in the Suburbs consisted of 239 vehicles. 5 Cess pool and 5 refuse vehicles were purchased during the year.

#### (EXTENDED SUBURBS)

71. The Extended Suburbs which comprised of the *ex-Local* bodies, *viz.*, Goregaon Dahisar, Malad, Kandivli, Borivli, and Mulund and the 34 villages of the District Local Board, Thana, referred to in Schedule I and II of the Bombay Act LVIII of 1956 which were merged with the Municipal Corporation of Greater Bombay with effect from 1st February 1957 covered an area of 75 sq-miles with a total population of 3,43,708. Quite a large area of Extended Suburbs consisted of old Villages which were yet to be fully developed and brought on the level of other suburban areas.

At the close of the year under report, Budget 'F' revealed a surplus of Rs. 2.14 lacs, as against Rs. 6.98 lacs for the preceding year.

The Actual Income, Expenditure and Suplus in respect of the transactions during the year were Rs. 70.22 lacs, Rs. 68.08 lacs and Rs. 2.14 lacs respectively. The Surplus Cash Balance as on 31st March 1962 thus worked out to Rs. 9.50 lacs as against the Opening Balance of Rs. 8.44 lacs on 1st April 1961. During the year, a loan of Rs. 55 lac was raised by public subscription with 12 years' currency. The loan liabilities of the Corporation in respect of Budget 'F' at the close of the year stood at Rs. 1.57 lacs.

72. The rates of taxes during the year under report in respect of General Tax were 14½ per cent in the areas of the defunct Municipalities of Malad and Kandivli; 17 per cent. in the areas of the defunct Municipality of Borivli; 19½ per cent. in the areas of the defunct Municipality of Mulund; 12 per cent. in the areas of the defunct Village Panchayat of Goregaon; 10 per cent. in the areas of the defunct Village Panchayat of Dahisar; 16 per cent. in respect of properties in the villages occupied for industrial purposes and 8 per cent. in respect of other properties in the villages. The properties, the rateable value of which did not exceed Rs. 75 in each case in a year were exempted. Halalkhore Tax was levied at 3½ per cent. of rateable value whereas the Education Cess was levied in slabs upto 1½ per cent of the rateable value.

At the close of the year, the total number of properties on the Assessment Register was 24,170 as against 23,489 and 21,433 in the previous two years. The rateable value of all these properties was Rs. 2,46.94 lacs as against Rs. 2,29.78 lacs and Rs. 1,99.57 lacs. for the two previous years. This gave a rate of Rs. 71.84 per head of population as against Rs. 207.89 and Rs. 180.56 in the preceding two years. Receipts from Property Tax and Wheel Tax against



the net total demand of Rs. 1,23.07 lacs including arrears of Rs. 68.76 lacs for the years prior to 1st April 1961, were Rs. 49.19 lacs as against Rs. 40.08 lacs and Rs. 31.08 lacs in the previous two years. Out of the total net demand of Rs. 1,23,07,531, a sum of Rs. 29,88,543 was not effective demand on account of complaints and appeals against rateable values and other valid disputes. The effective demand thus being Rs. 93.19 lakhs, the percentage of recovery was 52.79.

2,337 complaints against the rateable values of the properties were registered during the year under report, out of which 2,002 were registered under Section 167 of the Act, and the remaining 335 under Section 162 of the Act. There were 50 appeals against the rateable values under Section 217 of the Act, out of which 19 were withdrawn, 9 were settled and 22 were pending decision at the end of the year. 1,517 claims as against 2,204 and 1,276 of the previous two years for refund of taxes were received during the year and 482 claims were admitted and an amount of Rs. 11,730.60 was allowed on that account. 726 claims were admitted on account of overcollection and an amount of Rs. 25,056.49 nP. was allowed on that account.

*U. I. P. Tax.*—The net demand in respect of U. I. P. Tax was Rs. 21.02 lacs, against which the collection amounted to Rs. 7.24 lacs, giving a percentage of 34.45.

*Theatre Tax.*—There were in all 8 Class II Cinema Theatres in the Extended Suburbs, and the tax was generally received regularly. The Tax was also recovered from the various dramatic performances, dramas, etc. held at the various Halls, etc. in the Extended Suburbs. Exemption from Theatre Tax was granted in cases where cinema shows, etc., were arranged strictly for charitable purposes, etc. The total income from Theatre Tax during the year under report amounted to Rs. 69,960.

73. The Halalkhore Tax was levied at 3½ per cent. of the rateable value.

74. An amount of Rs. 16,487 as against Rs. 22,283 during the preceding year was spent during the year under report on normal repairs and monsoon works on 37 out of 63 Municipal Buildings in the Extended Suburbs.

Upkeep, Maintenance and Repairs of Municipal Properties, Roads, etc.

The total mileage of the roads in the Extended Suburbs in P, R and T Wards is 72, comprising 3 miles of water bound roads, 62 miles of bituminous roads, 4 miles of concrete roads and 3 miles of unmetalled roads. Normal repairs to roads and trenches were carried at a total cost of Rs. 5,65,637. Some of the water bound roads were asphalted at a cost of Rs. 1,85,739 as against Rs. 88,220 during the preceding year.

No footpaths were constructed during the year.

Strict supervision was maintained over irregular, unauthorized and haphazard constructions of buildings in the Extended Suburbs and prosecutions were launched against defaulting house-owners. The sanction of the Standing Committee was obtained for removal of unauthorised structures in 178 cases. In 74 cases parties themselves removed the structures, whereas in 68 cases, the unauthorised works were removed departmentally.

The total number of new buildings constructed by private enterprise was 277 (including those wherein additions and alterations were made) of which 186 were residential and 41 were non-residential. Out of these 1 was by a co-operative housing society and 3 by employers. In all 251 building completion certificates were disposed of and 145 buildings were sanctioned for occupation. 12 buildings or portions thereof collapsed due to which 1 person was injured and 1 killed. In all 9 tenants were dishoused.

Most of the public streets in Extended Suburbs were provided with electric lights. The number of lights during the year increased from 2,159 to 2,407 and the expenditure from Rs. 1,75,082 to Rs. 2,25,183.

The total amount of silt removed was 4,93,385 c.ft.

The total receipts from the Operation of the ferry services through private contractors between Marve and Manori and Borivli and Gorai amounted to Rs. 4,690.

The works carried out under the 'Village Amenities Fund' consisted mainly of providing approach roads to different villages and improvement of passage by either asphaltting or concreting them.

Out of 44 applications received for issue of Commencement Certificates under Section 29 of Town Planning Act, 18 were approved. 19 proposals out of 26 received were approved for sub-divisions and amalgamations of plots. Out of 11 proposals received for the layout of land 5 were sanctioned with the approval of the Standing Committee.

80 new permits were granted for factories after completion and scrutiny. Out of 116 prosecutions launched, 86 were decided and the parties convicted. Out of 311 applications received for starting new factories 174 were disposed off during the year.

The fleet of Municipal vehicles in the Extended Suburbs comprised of 78 vehicles. Three pickups were purchased during the year under report. The work of repairs and maintenance of these vehicles was attended to by the Transport Section.

Various electrification works were carried out departmentally by the mechanical branch at a total cost of Rs. 34,920.

The Planning Branch, in charge of an Assistant Engineer, Planning, and Senior Architectural Assistant (Subs). put up plans for 44 proposals for different Municipal projects with a total estimated cost of Rs. 1,73,03,229. In all, 71 plans were prepared and 997 prints taken out of works pertaining to Extended Suburban area.

*Conservancy Services*.—The surface area swept during the year by Conservancy Branch was 11,85,874 sq. yds. In all there were 375 dustbins and 57 unauthorised dumping places in the area. 27,836 tons of refuse was used for reclaiming Municipal lands and 140 tons for private lands during the year.

Due to conversion of basket privies into water-closets or aqua-privies, the number of privies as on 31st March 1962 decreased from 5,185 to 5,109.

During the year 14,55,750 gallons of night soil was removed and was disposed at the Night Soil Depot at Borivli and Oshivra and at Versova Purification Plant.

The different special conservancy services on payment were continued as heretofore.

The total income through the Conservancy Branch during the year was Rs. 19,841.

*Dog Licensing*.—4,228 dogs were caught and sent to the Mahalaxmi Dog Kennels for destruction and 813 licenses were issued during the year.

During the year 60 additional tenements were constructed at Malad and 36 tenements at Goregaon for housing the labour staff.

75. Water Works Department in the Extended Suburbs comprised of (a) Distribution and Maintenance Section of Western Extended Suburbs, comprising of P and R Wards, (b) Distribution and Maintenance Section of Eastern Extended Suburbs comprising of T Ward, (c) Construction Branch for Western Extended Suburbs, and (d) Construction Branch for Eastern Extended Suburbs.

Water is supplied to the area by gravity from several tapings on the trunk mains coming from Tansa, Tulsi and Vehar Lakes. For augmenting the water supply of the Western Extended Suburbs a proposal to create a lake of the Dahisar river of capacity for supplying 6 million gallons of water per day has been sanctioned by the Corporation after a preliminary survey.

11,147 million litres of water were supplied to the area during the year under report. In addition to metered connections, water is supplied free at 86 Stand Pipes.

There were 3,200 complaints regarding short supply of water. There were 10 cases of disconnection orders.

13 miles of water mains of various sizes were laid in Extended Suburban area during the year under report.

Total revenue of Rs. 16,99,681 was derived upto the end of the year for sale of water, meter hire and for testing of pipes and fittings.

76. The Licences and permits renewed and issued during the year under report numbered 1,391 and 38, respectively, and the fees realised therefrom amounted to about Rs. 1,04,148.37 and Rs. 8,087.50 making a total of Rs. 1,12,235.87.

The total number of permits for exhibiting sky-signs and advertisements issued and revenue derived therefrom during the year was 81 and Rs. 11,381.57, respectively.

The fees realised from 78 hawkers and squatters licences issued during the year amounted to Rs. 16,670.89.

The Shops and Establishment Section which was attached to this Department was transferred from 1st June 1961 to the Chief Inspector, Shops and Establishments Department. The work of recovering fees from stall-boards and weather frames was transferred to this Department from 1st July 1961.

77. The total number of shops and establishments registered under the Shops and Administration of Shops Establishments Act, at the close of the year was 6,614 as against 6,006 and Establishments Act. of the previous year. During the year 13,921 visits and revisits were paid to various establishments. 109 complaints, including the 15 pending at the close of last year, were received. These were investigated leaving no complaint pending at the close of the year. 42 mass raids were arranged during the year.

During the year, 341 prosecutions were launched as against 574 in the previous year. In addition to these, there were 65 prosecutions pending at the beginning of the year. Out of these 96 resulted in conviction, 2 in acquittal and 108 cases were pending at the end of the year.

Total fines inflicted by the Court on the defaulters during the year amounted to Rs. 8,529 as against Rs. 13,430 in the preceding year.

*Payment of Wages Act.*—20 out of 26 complaints received were amicably settled, in one case complaint was filed in Payment of Wages Court. One case, on investigation, was found to be beyond the provision of the Act and in the remaining four cases, the investigations revealed that the complaints were either fictitious or had no sufficient documentary evidence.

78. There were in all 9 Municipal Markets (of which four were Open Air Markets) and Markets and Slaughter Houses 8 private Markets. The slaughtering of sheep and goats was done in the slaughtering chambers attached to Borivli, Kandivli and Mulund Municipal Markets and at Private Markets at Goregaon and Malad. The total number of animals slaughtered was 16,730 as against 15,806 in the preceding year. The work of construction of Mulund Vegetable Market was completed during the year under report.

About 2,722 K. gms. of Mutton, Fish, Vegetable and Fruits were destroyed on inspection in the Markets during the year as against 2,000 K. gms. in the preceding year.

The total receipts of the Department during the year amounted to Rs. 1,82,398 as against Rs. 1,62,842 Rs. 92,663 and Rs. 1,01,273 during the preceding three years.

During the year, in all 10 raids were carried out for the detection of unauthorized slaughter and sale of animals in different parts of the Extended Suburbs, as against 11 and 30 in the preceding two years. Out of them, 4 cases resulted in conviction, and the fines inflicted was Rs. 55. The amount realised by auction sale of confiscated animals and skins was Rs. 310. The total contraband meat destroyed was 105.436 K. gms. as against 228.4 K.gms. in the preceding year.

79. One new garden was laid out during the year at Goregaon (East) thereby raising the total number of Gardens in the Extended Suburbs to six. Music programmes were arranged at Devidayal Park and Samant Estate, Goregaon. The expenditure incurred for maintenance of gardens was Rs. 14,595 whereas the income amounted to Rs. 5,42.76 during the year.

80. There were 61 schools and 21 classes in the Extended Suburban Area on 31st March 1962 as against 41. Schools and 28 Classes on 31st March 1961. The Education. total number of pupils on 31st March 1962 was 25,682 as against the figure of 21,378 pupils on the roll on 31st March 1961. The highest number of pupils during the year was 26,695 at the end of August 1961 and the average attendance of pupils throughout the year was 19,531.

At the end of the year, there were 644 ordinary teachers as against 537 ordinary teachers in the previous year. Out of 644 teachers, 609 (*i.e.*, 94.09 per cent.) were trained, as against 487 out of 537 Teachers (*i.e.*, 90.06 per cent.) in the previous year.

The average cost per pupil in Extended Suburbs was Rs. 55.46.

The syllabus of studies was divided month by month for the guidance of teachers and for gradual completion of studies in time as per schedule. Teachers' Diaries, Progress cards and Progress Registers were maintained in all schools. Quarterly tests of pupils of Standards I. to VII. were taken during the year and written Annual Examination of the pupils was held along with City and Suburban Schools.

The number of Municipal owned school buildings in the Extended Suburbs at the end of the year was 30. Remaining schools were accommodated in rented buildings.

Physical Education was imparted as per the curriculum laid down by Government. Various extra-curricular activities, *viz.*, *Sharad Utsav*, excursions, etc., were conducted in the schools on the lines of the City and Suburban schools. Mass Drill Displays, Annual Sports, Annual Scout Sports, etc., were also held during the year.

There were 44 Aided Schools at the close of the year with 421 teachers imparting education to 13,425 pupils. There were also 20 schools which were recognised but which did not receive grant from the Corporation. There were 109 teachers in these schools imparting education to 3,054 pupils.

The total amount of assessed grant came to Rs. 1.68 lacs. However, the Budget provision being less, recourse had to be taken to apply cuts to the assessed grant and the final amount worked out to Rs. 0.75 lac. The average cost per pupil was Rs. 5.57 to the Corporation.

**81.** The total area of the Extended Suburbs is about 47,980 acres or 75 sq. miles with a population of 3,43,538 as per 1961 Census and the mid-year estimated population for 1961 was 3,50,000. The mean density of population was 7.17 per acre.

In order to promote improvement in the level of health and to disseminate knowledge on health, hygiene and clean living amongst the citizen, 'Health and Cleanliness Days' were organized in selected localities in all the three Wards every month.

Ante-natal, Post-natal and Family Planning Clinics started at the two Maternity Homes in the Extended Suburbs continued their services during the year under report.

A Survey of the pre-merger licensable trades was made and minimum essential requirements were communicated to their owners with a view to improve their Sanitary condition.

All possible steps are being taken to improve the food establishments and stables. All stables were surveyed and usual stable requirements, in order to improve their conditions, were communicated to the parties concerned. Prosecutions were also launched against the defaulters.

The whole area of the Extended Suburbs is undrained and unsewered which is one of the main factors contributing to insanitation in these areas. The Standing Committee hope that the Municipal Executive will give urgent attention to this problem and sewerage schemes are planned and executed for these areas expeditiously.

A provision of Rs. 1 lakh was made to meet the cost of supply of milk to undernourished children in Municipal Schools in Extended Suburbs. 4,109 children were detected as undernourished out of 6,445 pupils examined in schools. However, no milk supply could be made as the Government was not in a position to supply milk.

The total number of live births was 9,415 as against 8,369 for the previous year showing an increase of 1,046.

The total number of deaths registered from all causes during the year was 2,001 as against 1,985 in previous year showing an increase of 16. The infant mortality rate was 53.7 per 1,000 live births which is on the high side and steps are required to be taken for reducing the same to the minimum possible. The birth rate was 26.9 and death rate was 5.7 per 1,000 population, giving natural increase of 21.2 per 1,000.

There were in all 6 Municipal Dispensaries rendering Medical Relief in the merged Extended Suburban area during the year. There were 2 Ambulances, one each at Malad and Mulund, for rendering services on payment of prescribed charges. There were also two Maternity Homes, one at Malad and the other at Mulund and 50 bedded General Hospital at Mulund. Besides, these areas were also served by the hired Mobile Unit of the Peoples' Mobile Hospital.

**82.** The Conservancy services comprising cleansing of roads, footpaths and open channel drains, collection, removal and disposal of refuse and night soil and cesspool contents, removal and disposal of carcasses, destruction of stray dogs and dog licensing were carried out satisfactorily during the year.

Collection and removal of refuse was done by means of 375 Municipal dust-bins and 57 unauthorized dumping places. The total surface of roads, footpaths and open spaces cleaned during the year was 11.85 lacs sq. yds., as against 18.28 lacs sq. yds., and 17.1 lac sq. yds. of the previous two years. Out of 27,976 tons of refuse collected, 27,836 tons of refuse were utilized for the reclamation of low-lying Municipal lands and 140 tons for reclaiming private lands.

There were 5,185 privies on basket system on 1st April 1961 whereas on 31st March 1962 the same decreased to 5,109.

4,278 gallons of night soil were removed daily. The night soil and cesspool contents were disposed of at the depots at Borivli and Oshivra and also at Versova Purification plants.

Special services on payment for cleansing and removal of contents of septic tanks, etc. were continued.

*Removal and Disposal of carcasses.*—The right of removing and disposing of carcasses from the Extended Suburban Area was entrusted to private contractors. In all 24 big and small animals were removed through Municipal Vans and 385 through private agency and contractors.

During the year, 60 tenements were constructed at Malad and 36 tenements at Goregaon for providing housing accommodation for the Conservancy labour staff.

A total income of Rs. 19,841 was earned through the Conservancy Branch during the year under report.

83. This year also the Municipal Chief Auditor's Report has not been included in the Municipal Commissioner's Administration Report, as required by Section 137 (4) of the Bombay Municipal Corporation Act. The manuscript copy of the Report for the year 1960-61 was received as late as on 19th September 1962 by the Standing Committee for being forwarded to the Commissioner for printing. The Report for the year 1961-62 has not yet been received.

Audit,

The Standing Committee are of the considered opinion that every effort must be made by the respective Heads of the Departments to comply with the statutory provisions, more so by the Municipal Chief Auditor whose duty it is to see that Municipal Administration is run within the four corners of the Municipal Law and the Rules framed thereunder. The Municipal Chief Auditor's Report would have been of much help to the Standing Committee in their scrutiny of the various facts and figures incorporated in the Report of the Municipal Commissioner. The Report, however, will be forwarded to the Corporation separately when received.

84. In conclusion, the Standing Committee desire to record their appreciation of the very valuable services rendered by Shri M. G. Pimputkar who held the office of the Municipal Commissioner upto 27th February 1962 and Dr. A. U. Shaikh, who succeeded him as Municipal Commissioner and whose high administrative ability and financial acumen were of great help to the Committee.

Acknowledgment,

MUNICIPAL CORPORATION OFFICE,

BOMBAY, 4th January 1963.

S. R. PATKAR,

Chairman, Standing Committee.

# Administration Report Of The Suburbs And The Extended Suburbs For The Year 1961-62

## HEADS OF DEPARTMENTS.

Shri R. V. Abreu, B.Sc., B.E. (Civil), M.I.E. (India), Hydraulic Engineer was in charge of Water Works Department in Suburbs and Extended Suburbs throughout the year.

Shri D. S. Thakur, B.E. (Civil), A.M.I. (Struct.) E., held the post of Deputy City Engineer (Suburbs) and Extended Suburbs during the year except for the period from 16th October 1961 to 15th November 1961 when he acted as City Engineer. During this period Shri P. J. Darukhanawala, B.E. (Civil), A.M.I.E., Executive Engineer (S) Zone I looked after the work of Deputy City Engineer (Suburbs and Extended Suburbs).

Smt. Kapila T. Khandwala, B.A., B.T. (Bom.), M.A. (U.S.A.), the Education Officer of the Corporation supervised the working of the Suburban and Extended Suburban Municipal Schools. Smt. Khandwala retired on 21st August 1961 and Smt. Madhuri R. Shah, B.A. (Hons.), M.Ed., Ph.D. (Bom.), Ph.D. (London), was appointed as Education Officer from 22nd August 1961.

Dr. D. V. Parulekar, M.B.B.S., D.P.H., M.P.H. (U.S.A.), and Dr. A. R. Shirodkar, M.B., B.S., D.P.H., held the posts of Deputy Executive Health Officer in the Suburbs and Extended Suburbs from 1st January 1961 to 20th December 1961 and from 21st December 1961 to 31st December 1961 respectively.

Shri V. C. Parikh, B.Com., C.A., I.I.B., held the post of Deputy Accountant throughout the year.

Shri H. S. Sayed, held the post of Deputy Assessor and Collector, Suburbs and Extended Suburbs throughout the year.

Shri G. S. Hegde, B.Ag., Superintendent of Gardens, supervised the management of Gardens and Open Spaces in Suburbs and Extended Suburbs throughout the year.

Shri S. K. Kadri, M.A., LL.B., Assistant Superintendent of Licences (Suburbs) as in charge of the Shops and Establishments Section in Suburbs and Extended Suburbs upto 31st May 1961 and Shri N. J. Alvares, M.A., LL.B., Chief Inspector, Shops and Establishments during the remaining period of the year.

Shri S. K. Kadri, M.A., LL.B., held the post of Assistant Superintendent of Licences (Suburbs and Extended Suburbs) during the year under report except for the period from 1st November 1961 to 30th November 1961 when he was transferred to the City to look after the work of the Superintendent of Licences during leave vacancy. During this period Shri J. H. Pimenta was in charge of the Department.

Shri B. M. Phatarphod, G.B.V.C., held the post of Assistant Superintendent of Markets (Suburbs and Extended Suburbs) throughout the year.

Shri S. W. Apte, M.A., Dip.Lib., Chief Librarian was in charge of the Libraries in the Suburbs and Extended Suburbs throughout the year.

## FINANCIAL

(000 Omitted)

(Suburbs)

According to the Budget Estimates the Income, Expenditure and Deficit for the year were estimated at Rs. 2,96,61, Rs. 3,06,25 and Rs. 9,64, respectively. However, the actual income realised was Rs. 2,96,18 and the expenditure incurred was Rs. 3,08,88 resulting in a Deficit of Rs. 12,70 at the end of the year. The actual income realised, viz., Rs. 2,96,18 showed a decrease of Rs. 43 over the estimated income of Rs. 2,96,61. The actual expenditure for the year was Rs. 3,08,88.



The incidence of taxation per head on the basis of Census figures of 1961 for the year was Rs. 24.20 as against Rs. 21.74 in the preceding year.

The next unencumbered Surplus Cash Balance on 31st March 1962 (including the minimum required by law) was Rs. 26,29 against the opening balance of Rs. 35,31 on 1st April 1961.

The total amount of grants (including Budget Grants Rs. 3,06,25, Renewed Grants Rs. 32,50 and Additional Grants Rs. 34,42) was Rs. 3,73,17 while the expenditure amounted to Rs. 3,08,88 leaving an unexpended balance of Rs. 64,29. Out of this, grants aggregated to Rs. 36,64 were reserved for being renewed for expenditure in 1962-63 while Rs. 27,65 were treated as savings.

The expenditure on Capital Works during the year amounted to Rs. 1,08,53 as against Rs. 3,04,22 provided for in the Revised Estimates under this head.

During the year a loan of Rs. 55 lakhs was raised by public subscription and Rs. 50 lakhs internally at 4½ per cent. with 12 years' and 25 years' currency respectively.

The Loan Liabilities of the Corporation in respect of Budget 'D' at the close of the year stood at Rs. 6,91,49. The total Sinking Fund required upto 31st March 1962 was Rs. 1,26,83 but actual value was Rs. 1,30,88 as under :—

Public Securities of Market Value	...	Rs. 1,29,67
Interest accrued on the above securities upto 31-3-1962	...	1,21
In Cash	...	...
		<u>Total Rs. 1,30,88</u>

Details of Net Revenue and Net Expenditure for 1960-61 and 1961-62 are as shown below :—

Particulars.	Full Figures.	
	1960-61.	1961-62
	Rs.	Rs.
Net Revenue after deducting refunds, drawbacks and charges in respect of Assessment and Collection and granting of refunds :—		
General Tax	1,05,87,692	1,20,91,224
Returns from Properties and Miscellaneous	7,64,014	8,15,096
Water Works	9,51,748	4,69,783
Street Cleansing and Conservancy, Road Watering and Halalkhore Service	Dr. 44,62,978	Dr. 48,68,083
Wheel Tax and Tolls	6,65,284	4,23,896
Fire Tax	2,31,497	1,21,920
Markets and Slaughter Houses	4,87,887	4,62,404
Licensing and Removal of Encroachments, etc., and Theatre Tax	4,17,322	5,73,671
Contribution from Capital Fund to Revenue on account of Loan Works Staff	5,57,226	4,63,704
Rebate from Government on account of collection of Urban Immoveable Property Tax in Suburbs	44,505	43,504
Grants-in-aid from Government	Dr. 1,224	...
Share from Budget 'A' for Town Duty	18,22,001	20,09,760
Grants-in-aid from Government against U.I.P. Tax	...	12,36,446
<b>Total</b>	<b>1,20,64,974</b>	<b>1,38,43,325</b>

Particulars.	Full Figures.	
	1960-61	1961-62.
	Rs.	Rs.
Net Expenditure after deduction of Receipts :—		
General Superintendence ...	5,48,330	6,34,198
Education—Primary ...	21,37,098	28,16,806
Education—Secondary ...	14,541	22,952
Public Health ...	12,36,764	15,20,090
Medical Relief and Education ...	16,36,272	20,57,793
Roads, S.W. Drains and Public Lighting ...	36,92,021	48,50,655
Mechanical ...	2,57,443	3,20,513
Buildings, Land Acquisition and Management ...	7,88,527	7,70,848
Gardens and Open Spaces ...	1,41,225	1,99,894
Miscellaneous ...	2,53,018	19,20,035
Total ...	1,07,05,239	1,51,13,784
Surplus or Deficit ...	₹13,59,735	—12,70,459
Grand Total ...	1,20,64,974	1,33,43,325

## FINANCIAL

### (Extended Suburbs)

(000 Omitted)

According to the Budget Estimates the Income, Expenditure and deficit for the year were estimated at Rs. 71,60, Rs. 73,12 and Rs. 1,52 respectively. However, the actual income realised was Rs. 70,22 and the expenditure incurred was Rs. 68,08 resulting in a Surplus of Rs. 2,14 at the end of the year. The actual Income realised, viz., Rs. 70,22 showed a decrease of Rs. 1,38 over the estimated income of Rs. 71,60. The actual expenditure for the year was Rs. 68,08.

Estimates and Actual  
Income and Expenditure.

The incidence of Taxation per head on the basis of Census figures of 1961 for the year was Rs. 16.49 as against Rs. 14.16 in the preceding year.

Incidence of Taxation.

The net unhypothecated Surplus Cash Balance on 31st March 1962 (including the minimum required by Law) was Rs. 9,50 against the opening balance of Rs. 8,44 on 1st April 1961.

Surplus Cash Balance.

The total amount of grants (including Budget Grants Rs. 73,12, Renewed Grants Rs. 5,50 and additional grants Rs. 12,94) was Rs. 91,56 while the expenditure amounted to Rs. 68,08 leaving an unexpended balance of Rs. 23,48. Out of this, grants aggregated to Rs. 8,23 were reserved for being renewed for expenditure in 1962-63 while Rs. 15,25 are treated as savings.

Expenditure Grants.

The expenditure on Capital Works during the year amounted to Rs. 47,98 against Rs. 74,65 provided for the Revised Estimates under this head.

Loan Works Expenditure

During the year a Loan of Rs. 55 lakhs was raised by Public subscription at 4½ per cent. with 12 years' currency.

Loan Floated during the year.

The Loan Liabilities of the Corporation in respect of the Budget 'F' at the close of the year stood at Rs. 1,57,00.

Loan Liabilities.

The total Sinking Fund required upto 31st March 1962 was Rs. 7,07 and the actual value was Rs. 7,07 as under :—

Public Securities of Market value	...	Rs. 7,07
Interest accrued on the above securities upto 31-3-1962	...	" 10
In Cash	...	" ...

Total Rs.7,17

Details of Net Revenue and Net Expenditure for 1960-61 and 1961-62 are as shown below :—

	Full figures.	
	1960-61.	1961-62.
	Rs.	Rs.
Net Revenue after deducting refunds, drawbacks and charges in respect of Assessment and Collection and granting of refunds		
General Tax ...	22,26,322	22,92,159
Returns from Properties and Miscellaneous ...	2,56,703	2,62,505
Water Works ...	-80,490	2,17,861
Street Cleansing and Conservancy, Road Watering and Halalkhore Service ...	-9,00,385	-14,85,215
Wheel Tax and Tools ...	1,07,569	61,957
Fire Tax ...	-8,319	-13,259
Markets and Slaughter Houses ...	75,467	74,894
Licensing and Removal of Encroachments, etc., and Theatre Tax ...	80,125	1,37,579
Contribution from Capital Fund to Revenue on account of Loan Works Staff ...	1,59,133	2,28,495
Rebate from Government on account of collection of Urban Immoveable Property Tax in Extended Suburbs ...	19,180	11,064
Grants-in-aid from Government ...	2,47,429	2,47,429
Share of Budget 'A' for Town Duty ...	8,11,092	9,45,770
Grant-in-aid from Government against the Collection of U. I. P. Tax ...	...	2,92,483
<b>Total ...</b>	<b>29,93,826</b>	<b>32,73,722</b>
Net Expenditure after deduction of Receipts :—		
General Superintendence ...	1,67,507	1,91,723
Education, Primary ...	7,35,436	7,83,924
Education, Secondary ...	4,466	10,175
Public Health ...	2,44,309	3,60,319
Medical Relief and Education ...	3,39,701	4,64,714
Roads, S.W. Drains and Public Lighting ...	6,45,089	8,95,263
Mechanical ...	2,918	4,217
Buildings, Land Acquisition and Management ...	96,639	1,17,841
Gardens and Open Spaces ...	24,772	16,384
Miscellaneous ...	45,033	2,14,572
<b>Total ...</b>	<b>23,05,870</b>	<b>30,59,132</b>
<b>Surplus ...</b>	<b>6,87,956</b>	<b>2,14,590</b>
	<b>29,93,826</b>	<b>32,73,722</b>

## ASSESSMENT AND COLLECTION DEPARTMENT (SUBURBS).

### Taxation, Demand, Collection and Outstanding.

The rates of taxes during the year under report were :—

General Tax 19½ per cent. (which includes ¾ per cent. Fire Tax) and Halalkhore Tax at 3½ per cent. of the rateable value.

Education Cess.	Rateable value.	Rate.
	Re. 1 to Rs. 74 ...	Nil.
	Rs. 75 to Rs. 299 ...	1 per cent. of the rateable value.
	Rs. 300 and above ...	1½ per cent. of the rateable value.

on buildings and lands owned by the same person in the same locality, the Cess was levied at the rate applicable to the aggregate rateable value of such buildings and lands.

The rate for water supplied by meter measurement varied from Rs. 1.65 to Rs.5.50 per 10,000 litres.

The total number of properties was 50,346 as against 49,186 in the previous year showing an increase of 1,160.

The rateable value of all the properties was Rs. 8,18,09,237 as against Rs. 7,53,33,939 for the previous year. The rateable value thus worked out to Rs. 78.96 per head of population as against Rs. 147.64 in the preceding year.

The total number of bills for property taxes issued during the year was 1,15,566. The bills issued for water charges were 25,761. The net total demand was Rs. 4,94,52,566 and the total collection including arrears was Rs. 2,59,35,282. In all 3,855 claims for refund of taxes on account of vacancy and over collection were admitted during the year and an amount of Rs. 1,84,946 was allowed on that account.

There were 4,092 complaints against the rateable value of the properties during the year of which 2,798 were received under Section 167 and the remaining 1,294 under Section 162 of the Bombay Municipal Corporation Act. There were 24 appeals against rateable values under Section 217 of the Act out of which 2 were withdrawn, 4 were settled and the remaining 18 were pending decision on 31st March 1962.

## ASSESSMENT AND COLLECTION DEPARTMENT

### (Extended Suburbs).

The rates of taxes during the year 1961-62 were :—

**General Tax.**—14½ per cent. in the areas of the defunct Municipalities of Malad, Kandivli, 17 per cent. in the areas of the defunct Municipality of Borivli; 19½ per cent. in the areas of the defunct Municipality of Mulund, 12 per cent. in the areas of the defunct Village Panchayat of Goregaon, 10 per cent. in the areas of the defunct Village Panchayat of Dahisar, 16 per cent. in respect of properties in the villages occupied for industrial purposes and 8 per cent. in respect of other properties in the villages. The properties, the rateable values of which did not exceed Rs. 75 in a year, were exempted.

**Halalkhore Tax.**—This tax was levied at 3½ per cent. of the rateable value.

Education Cess.—	Rateable value.	Rate.
	Re. 1 to Rs. 74	... Nil.
	Rs. 75 to Rs. 299	... 1 per cent. of the rateable value.
	Rs. 300 and above	... 1½ per cent. of the rateable value.

On buildings and lands owned by the same person in the same locality the cess was levied at the rate applicable to the aggregate rateable value of such buildings and lands.

The rate for water supplied by meter measurement varied from Rs. 1.65 to Rs. 5.50 per 10,000 litres.

The total number of properties was 24,170.

The rateable value of all the properties was 2,46,94,398 as against 2,29,78,543 for the previous year. The rateable value thus works out to Rs. 71.84 per head of population as against 207.89 in the preceding year.

The total number of bills for property taxes and water charges issued during the year 1961-62 was 58,135 and 3,399, respectively. The net total demand for the year under report was Rs. 1,23,07,531 including arrears of Rs. 68,76,567 for years prior to 1st April 1961 and the total collection was Rs. 49,19,430.

In all 1,517 claims for refund of taxes on account of vacancy were received during the year 1961-62. 482 claims were admitted and an amount of Rs. 11,730.60 nP. was allowed on that account. 76 claims were admitted on account of overcollection and an amount of Rs. 25,056.49 nP. was allowed on account thereof.

There were 2,337 complaints against the rateable values of the properties during the year of which 2,002 were received under Section 167 and the remaining 335 under Section 162 of the Bombay Municipal Corporation Act. There were 50 appeals against rateable values under Section 217 of the Act out of which 19 were withdrawn, 9 were settled and 22 were pending decision on 31st March 1962.

## CITY ENGINEER'S DEPARTMENT (SUBURBS).

### A.—Upkeep, Maintenance and Repairs.

(1) *Buildings*.—The total expenditure incurred on normal repairs including monsoon works on 108 municipal buildings amounted to Rs. 1,59,504.11. The expenditure on Special Repairs was Rs. 7,48,647. Plans and estimates amounting to Rs. 27,24,604.00 for repairs and new works were prepared during the year.

(2) *Roads*.—(i) The Roads in the Suburbs, measuring about 197.24 miles comprising of 3.46 miles of waterbound roads, 168.53 miles of asphalt roads, 21.35 miles of concrete roads and about 3.90 miles of unmetalled roads, were maintained. The cost of maintenance of asphalt roads amounted to Rs. 13,09,646.04. Footpaths were constructed to 6 roads.

(ii) *Street Lighting*.—The number of lights increased from 7,282 to 7,466 during the year and the expenditure on street lighting was Rs. 8,29,498.81.

3. *Sewers and Drains*.—Sewers and Storm Water Drains including big channels were cleaned during the year. Some open drains were covered, so as to facilitate proper maintenance.

4. *Miscellaneous*.—The ferry service between Versova and Madh Islands was maintained satisfactorily. The total receipts during the year amounted to Rs. 23,044.00 as against the expenditure of Rs. 25,938.84.

### B.—Construction works under Loan Works Programme.

5. (i) Works of construction of roads, buildings, sewers, storm water drains etc., were carried out as per details in Appendix A3 in the Report of City Engineer's Department (Suburbs). Actions under Section 305 of the B. M. C. Act were taken for the improvement of 16 private streets.

(ii) From the village Amenities Fund, works mainly concerning the provision of 14 approach roads to different villages, were carried out.

(iii) Work on 10 Public Aqua Privy and Urinal Blocks were undertaken some of which were in progress at the close of the year.

### C.—Inspection and Supervision of Private Buildings.

6. During the year under report 2,444 applications were received for the erection of New Buildings and for the additions and alterations to the existing buildings. Total number of private buildings constructed by private enterprise was 804. The number of buildings constructed by Co-operative Housing Societies was 117 and that by employers for employees was 39. 724 buildings were sanctioned for occupation. 4,025 new tenements comprising of single room, two rooms, three rooms and some larger were created.

7. *Unauthorised constructions*.—Sanction of the Standing Committee was obtained in 352 cases for the removal of unauthorised works.

8. *Complaints from the Public*.—In all 2,859 complaints were received from the public during the year. All these complaints were investigated and remedial measures taken.

9. *Actions taken under different Sections of the Act*.—2,486 actions were taken during the year, including 494 notices for repairs or demolition of structures. Prosecutions were launched for non-compliance with the requisitions, etc., Out of 2,273 prosecutions pending or launched in the Court 1,600 were disposed of.

10. *Buildings Collapses*.—22 Buildings or portions thereof collapsed during the year as a result of which 1 person was killed and 20 were injured.

11. *Set-back land added to Roads*.—During the year 37,013 sq. yds. of land was added to roads as set-back land.

12. *City Survey*.—In Zone II the Survey work of Kiroi, Ghatkopar, Kole Kalyan and Andheri was completed and that of Vile Parle, Mulund and Bhandup was in progress. During the year under report, Regular Lines were prescribed under Section 297(1)(a) of the B. M. C. Act on 17 roads.

### D.—Town Planning Schemes.

13. There are in all 25 Town Planning Schemes in the Suburban area out of which 10 are completed and came in force and the remaining were at different stages of arbitration, variation or preparation.

14. *Commencement Certificate.*—537 applications for the issue of commencement certificate were received from the owners of the plots in various Town Planning Schemes out of which 252 were approved.

15. *Layouts under Section 302 of the B. M. C. Act.*—Out of 18 proposals received 4 proposals were sanctioned under Section 303 of the B. M. C. Act. 104 proposals for sub-division and amalgamation were sanctioned.

### E.—Factory Section.

16. 923 applications were received for the establishment of new factories out of which 577 applications were disposed of. 110 new permits were granted. 333 prosecutions were launched out of which 241 were disposed of by the Court. 86 cases were pending. The total fine recovered was Rs. 1,962.00. Number of complaints received was 203.

### F.—Transport Section.

17. The Suburban Municipal fleet of vehicles consisted of 239 vehicles.

### G.—Mechanical Branch.

18. (a) The electrification of 6 Municipal properties was carried out at a total cost of Rs. 98,858.00 and electrification of 2 premises carried out by contracts. The work of rewiring of 3 Municipal premises was done at a total cost of Rs. 4,250.00. 6 Electrical works were in progress and 48 minor jobs done.

(b) *Sewage Pumping Station and Purification Works.*—21,694.40 Mega Litres (4,768 million gallons) of sewage was pumped at 7 pumping stations. A new Pumping Station of 2 M. G. D. was constructed on Agra Road at Vikhroli.

The two purification plants at Khar and Ghatkopar worked satisfactorily. The sewage at both the plants was treated and the effluents were discharged into Vikhroli and Govandi Creeks. 24 Road Rollers in the Suburbs were maintained and repaired and worked satisfactorily.

### H.—Planning Branch.

19. The branch prepared plans, estimates and designs of 121 construction works consisting of Municipal buildings and roads, drains and sewers etc., amounting to Rs. 2,40,34,073.00.

### I.—Works under Sewerage Scheme.

20. The work of laying sewers in Drainage districts-I (Bandra, Khar and Santa Cruz), II (Juhu, Vile Parle and Andheri) and III (Kurla, Ghatkopar and Chembur) continued during the year. 11 works costing Rs. 24,63,664 were completed and 12 works of estimated cost of Rs. 26,70,598 were in progress. For the purposes of laying sewers in Andheri (area) west, the locality is divided into 8 parts. All these parts will be drained into the main sewer in Jai Prakash Road, draining to Versova pumping station. The work of laying sewers in areas E and G was in progress.

21. To facilitate the sewerage of Municipal quarters on land acquired from Messrs. Godrej at Vikhroli sewers have been laid in the roads. The work of pumping station was in progress.

22. The total length of sewers constructed during the year was 34,668 R.ft. in District I and II and 14,446 R.ft. in District III.

23. In all 317 notices under Section 248(i)(c) of the Bombay Municipal Corporation Act for the conversion of basket privies into water closets on full flushing system into W.Cs. were served on property owners. The total amount of subvention paid during the year was Rs. 86,092.73.



24. In all 99 street connections to the newly laid sewers were given at Municipal cost amounting to Rs. 16,000.

### J.—Conservancy Branch.

25. The main services of the Conservancy Branch comprised of cleansing of Roads and footpaths, collection, removal and disposal of refuse and night soil, dog licensing, destruction of rats and stray dogs, etc.

(a) *Cleansing of Roads and footpaths.*—The total area of Roads swept during the year was 45,60,461 sq. yds.

(b) *Collection, Removal and Disposal of Refuse.*—Out of 72,816 tons of refuse collected in 871 dust bins, 70,962 tons were utilised for reclamation of Municipal lands and 1,854 tons were sold to private parties for filling up wells and low-lying lands. No refuse was disposed of by incineration.

(c) *Collection, Removal and Disposal of night soil.*—About 6,579 gallons of night soil was collected daily and it was disposed of at three different depots and discharged into the creeks.

(d) *Dog Licensing and Destruction.*—During the year 2,173 Dog licenses were issued and 8,556 stray dogs were sent to lethal chambers at Məhalaxmi for destruction.

(e) *Rat Destruction.*—During the year 782 complaints were received and 10,249 rats were caught. The work was transferred to A.I.O. (Sub.) from 1st July 1961.

(f) *Removal and Disposal of Carcasses.*—21 dead animals, big and small were removed during the year.

(g) *Labour Welfare.*—The work of construction of tenements for housing Conservancy labour staff continued. 48 tenements were completed and 192 were in progress. The staff took advantage of the existing co-operative credit society. Welfare Centres in 4 places functioned.

(h) *Items of Income.*—The total amount of Rs. 1,40,049.00 was earned by the Branch by sale of rights, manures, etc.

(i) *Veterinary Dispensary at Khar.*—During the year 2,300 animals were treated and 149 inoculations were given. 410 Birds were also given treatment by this branch.

### CITY ENGINEER'S DEPARTMENT (EXTENDED SUBURBS).

#### A.—Upkeep, Maintenance and Repairs.

(1) *Buildings.*—The total expenditure incurred on normal repairs including monsoon repairs on 37 out of 63 Municipal Buildings in the Extended Suburbs amounted to Rs. 16,487. The expenditure in respect of new works and special repairs works amounted to Rs. 20,624.

(2) *Roads and footpaths and street lighting.*—The roads in the Extended Suburbs measuring about 72 miles comprising 3 miles of water-bound roads, 62 miles in bituminous roads, 4 miles of concrete roads and 3 miles of unmetalled roads were maintained at a total expenditure of Rs. 5,65,637. 2,407 street lights existed and total expenditure incurred was Rs. 25,183.

(3) *Sewers and Drains.*—The work of cleansing open gutters was attended to and the total silt removed during the year was 4,93,385 C.ft.

(4) *Miscellaneous.—Ferry Service.*—The ferry services running between Marve and Manori and Borivali and Gorai continued to be operated through private contractors. The total receipts during the year amounted to Rs. 4,690.

#### B.—Construction Works under Loan and New Works Programme.

(5) (i) 11 Works of construction costing Rs. 20,57,686 under Loan Works and Budget 'F' were completed during the year and 24 works were in progress. Actions under Section 305 of the B. M. C. Act for improvement of 5 private streets were in progress.

(ii) *Village amenities.*—The works carried out were mainly of providing approach roads to different villages and improvement of passages by either asphaltting or concretising the same. 10 such works were carried out during the year.

### C.—Inspection and Supervision of Private Buildings.

(6) *New Construction.*—967 applications were received for the erection of New Buildings and for additions and alterations to existing buildings. The total number of Buildings constructed by private owners were 227 out of which 186 were residential which include 3 buildings constructed by Co-operative Housing Societies.

(7) *Unauthorised construction.*—During the year, sanctions of the Standing Committee for removal of the unauthorised structures were obtained in 178 cases and 156 were pending from the previous year. Unauthorised works in 74 cases were removed by the parties themselves and in 68 cases the same were removed departmentally.

(8) *Complaints from Public.*—During the year 2,274 complaints were received. All of these were investigated and actions in 1,766 cases were taken.

(9) *Notices issued or Actions taken.*—In all 1,923 actions were taken under different Sections of the Bombay Municipal Corporation Act of which 346 were complied with during the year. 1,120 prosecutions were launched out of which 877 were disposed of by the Courts and 343 were pending.

(10) *Building Collapses.*—12 Buildings or portions thereof collapsed during the year. 1 person was injured and 1 person was killed.

(11) *Set-backs.*—No set-back lands were added to the roads during the year.

### D.—Town Planning Schemes and Layout etc.

(12) There are 3 Town Planning Schemes, (a) T. P. S. Borivli No. I (Varied), (b) T. P. S. Borivli No. II (varied) and (c) T. P. S. Malad No. I (Varied) in the Extended Suburbs of which the first was at Arbitration stage, the second was published for inviting objections and the third was under scrutiny by Consulting Surveyor to Government.

(13) *Commencement Certificates.*—44 applications were received out of which 18 were approved.

(14) *Layouts.*—11 proposals were received under Section 302 of the B. M. C. Act out of which 5 were sanctioned with the approval of the Standing Committee under Section 303 of the B. M. C. Act. 26 proposals were received for sub-division or amalgamation.

### E.—Factory Section.

(15) 311 applications for no objection certificates were received for establishment of new factories or transfer of existing factories and out of these 174 were disposed of. 80 new permits were granted during the year. 116 prosecutions were launched out of which 86 were decided and the rest were pending before the Court. The total amount of fine recovered was Rs. 517.00

### F.—Transport.

(16) The Extended Suburban Municipal Transport fleet consisted of 78 vehicles. Three pick-ups were purchased during the year under report.

### G.—Mechanical Branch.

(17) The Branch carried out the following works during the year under report :—

- (i) Works carried out departmentally worth Rs. 34,920.00
- (ii) Works in progress worth Rs. 9,476.00
- (iii) 22 Electrical Maintenance jobs carried out worth Rs. 1,760.00

### H.—Planning Branch.

(18) The branch prepared plans, estimates and designs in respect of 44 proposals of buildings, roads, sewers, drains etc., amounting to Rs. 1,73,03,229. Plans were also prepared for Public Sanitary Conveniences.

## I.—Works under Sewerage Schemes.

(19) During the year under report detailed estimates for laying sewers in Malad (East and West) amounting to Rs. 52,48,199 were prepared. Negotiations for acquiring lands for sewage Pumping Stations at Malad and Mulund were going on.

## J.—Conservancy Branch.

(20) The service rendered by the Conservancy Branch comprised of cleansing of Roads, footpaths, collection, removal and disposal of refuse and night soil, dog licensing, destruction of dogs, rats and stray dogs, etc.

(21) *Cleansing of Roads.*—The total area of the roads swept during the year was 11,85,874 sq. yds.

(ii) *Collection, Removal and Disposal of Refuse.*—Out of 27,976 tons of refuse collected from 375 Municipal and 57 unauthorised dust bins 27,836 tons were used for reclaiming Municipal lands and the rest for private lands.

(22) *Collection, Removal and Disposal of night-soil.*—The number of privies was 5,109 during the year. 4,278 gallons of night soil was removed daily and total 14,55,750 gallons of the night soil was disposed of at two night soil depots at Borivli and Oshivre and also at Versova Purification Plant in the year.

(23) *Dog Licensing.*—4,228 Dogs were caught and sent to the Mahalaxmi Dog Kennels for destruction and 313 licenses were issued during the year under report.

(24) *Rat Destruction.*—This work was transferred to Health Department during the year under report.

(25) *Removal and Disposal of Carcasses.*—This was entrusted to private contractors who removed 335 carcasses. 24 animals were removed through Municipal Vans and 50 were brought by private parties to the disposal ground.

(26) *Labour Welfare.*—During the year under review additional 60 tenements were constructed at Malad and 36 tenements at Goregaon as housing accommodation for conservancy labour staff.

(27) *Items of Income.*—The total income earned was Rs. 19,841.

## WATER WORKS (SUBURBS).

(1) The Water Works Department in the Suburbs comprises of (a) Distribution and Maintenance Branch Western Suburbs (H and K Wards)

(b) Distribution and Maintenance Branch, Eastern Suburbs (L, M and N Wards and T Ward of the Extended Suburbs), (c) Construction Branch for Western Suburbs (H and K Wards) and (d) Construction Branch for Eastern Suburbs (L, M and N Wards and T Ward of Extended Suburbs).

(2) The Suburbs are supplied water by gravity through several tapping points on the trunk mains coming from the lakes. For distribution purposes the Suburbs are divided into two zones, viz., the Western and the Eastern Suburbs. The former derive their supply from the tappings on the 57" West and East Tansa Mains between Marol and Bandra and the latter through tappings on the 72" West Tansa main, the Duct Line, the 48"-32"-24" Vehar main and 48" Tansa Main. During the year 59,591.32 Mega Litres (13,125.80 M.G.) of water were supplied to Suburban area.

(3) 1,436 new connections were granted during the year. Total number of stand pipes in the Suburban area was 491 out of which 139 were for gratuitous use of public and the remaining were on payment. There were 6,791 short supply complaints which were promptly attended to.

(4) 6,404 disconnection orders were issued with the approval of the Standing Committee of which only in 499 cases the connections were cut off for non-payment of water dues and other reasons, and remaining disconnection orders are not executed as in most of the cases the dues were paid in time. 945 notices were issued for defective fittings and in 245 cases where owners failed to carry out the works within the time limit, prosecutions were launched.

**MAINTENANCE WORKS.**

(5) The Pumping sets at Malla, Bandra Hill, Andheri, Jogeshwari and Ghatla were maintained during the year. There were 43 bursts which were promptly repaired. 10,908 works pertaining to the chokes in service pipe, communication pipes, fire hydrants, etc., were carried out. 1,171 Mega Litres (257.92 M.G.) of water was supplied gratuitously to the public through 139 stand pipes. 61 wells were maintained during the year.

Maintenance of Pumping Sets etc.

(6) 51,234 pipes and 2,61,494 fittings (galvanized, iron) stop taps, bib taps, etc., were tested at Water Works Workshop at Ghatkopar.

Testing of Water Fittings.

**METERS.**

(7) 3,765 municipal and private meters of different sizes were tested at Ghatkopar testing shop. 4,340 municipal meters were repaired.

Testing, Repairing of Meters.

**CONSTRUCTION BRANCH.**

(8) For improving the water supply of the Suburbs, about 27.35 K.M. (17.28 miles) of water mains of different sizes ranging from 2" to 18" were laid during the year.

Laying New Mains.

(9) 3 works were carried out on behalf of City Engineer's Department, 8 works were carried out on behalf of Assistant Engineer Distribution (Water Works) Zone II, 3 works were carried out for Municipal Housing Scheme, and 11 works were carried out on behalf of Private Parties and Government.

Works carried out on behalf of other Departments, Government etc.

(10) The works included in the Master Plan (1) Laying 24" feeder main from 72" Tansa main at Bhandup to connect to 24" main in Bombay Agra Road. (2) Laying 24" > 18" > 12" water main along Bombay Agra Road from Jivadaya Lane, Ghatkopar upto Extended Suburban limits at Mulund.

Major Works.

**WATER WORKS (EXTENDED SUBURBS)****General.**

The Water Works Department of the Extended Suburbs comprises of (a) Distribution and Maintenance Section of Western Section comprising of P and R Wards, (b) Distribution and Maintenance Section of Eastern Section comprising of T Ward, (c) Construction branch for Western Extended Suburbs and (d) Construction Branch, for Eastern Extended Suburbs.

2(a) Western Extended Suburbs.

- (i) Trunk Main 18" < 24" < 30" > 27" for Malad, Kandivli, Borivli and Dahisar.
- (ii) 8" Military Main serving Goregaon East.
- (iii) 12" > 8" > 6" main Feeds Goregaon West.
- (iv) Three tapplings from 24" Tulsi Main for supplying water to Aarey Milk Colony.

(b) Eastern Extended Suburbs.

- (i) One 8" tapping on 72" Tansa west main supplying Mulund town through 15" > 12" > 9" > 6".
- (ii) Two tapplings one 6" and another 4" from 72" Tansa Main for Mulund Camp.
- (iii) One 4" and one 3" connection for two factories away from Mulund Camp.

**Alternate Source of Supply.**

For augmenting the water supply of Western Extended Suburbs, a proposal to create a lake of the Dahisar River of capacity of supplying about 6 M. G. of water per day has been sanctioned by the Corporation, after preliminary survey.

3. Western Extended Suburbs.

4. Quantity of water supplied.

11,147 Million Litres of water were supplied to the Extended Suburbs.

5. Number of Connections.

1,054 No. of new connections of sizes 1/2" to 8" were made increasing the total number of connections to 4067.

6. Stand pipes. There are 86 stand Pipes in Extended Suburbs.
7. Short supply complaints. There were 3200 complaints of short supply in the Extended Suburbs.
8. Disconnection orders. There were 10 cases of disconnection orders in the Extended Suburbs.
9. Notices and Court cases. 490 Notices were issued under Section 271(2) of the B. M. C. Act.

### MAINTENANCE WORK.

10. Pumping Sets. One pumping station at Quarry Road, Malad was maintained.
11. Water mains. 110 Miles of water mains of sizes varying from 3" to 30" were maintained during the year.
12. Bursts. There were 5 bursts in the Extended Suburbs during the year.
13. Revenue derived. Total revenue of Rs. 16,99,681 was derived upto the end of the year for sale of water, meter hire and for testing of pipes and fittings.

### CONSTRUCTION BRANCH.

13 Miles of Water Mains varying in sizes from 4" to 30" were laid in Extended Suburbs during the year under review.

### LICENCE DEPARTMENT (Suburbs).

Licences. Licences and permits renewed and issued during the year under report numbered 5,257 and 197 respectively as against 7,309 and 57 issued in the year 1960-61 and the fees realised therefrom amounted to Rs. 3,88,201.45 as against Rs. 2,90,950.69. At the end of the year, an amount of Rs. 35,010.20 was held in deposit pending adjustment to licence fees.

During the year under report, the loss of revenue incidental to the disuse or demolition of the licensed premises amounted to Rs. 2,335.00 as against the loss of Rs. 4,725.00 in the previous year.

Sky-signs and Advertisements. The total number of permits issued for exhibiting the sky-signs and advertisements was 1,654 which realised Rs. 1,28,505.78 while the corresponding figures for the previous year were 1,316 and Rs. 1,01,379.47.

Hawkers and Squatters. The number of hawkers' and squatters' licences issued during the year was 551. The fees realised amounted to about Rs. 96,099.40 as against Rs. 88,259.11 collected in the previous year.

Stall-Boards & Weather Frames. Fees amounting to Rs. 6,782.00 were recovered in respect of Stall boards and Weather Frames during the year under report.

During the year under report, the Licence Department instituted 2,235 prosecutions for offences under Sections 328, 328-A, 394 and 412A of the Bombay Municipal Corporation Act as against 1,539 during the previous year. The total amount of fine inflicted in 865 cases was about Rs. 10,281.00 as against 633 cases and Rs. 7,7200.00 in the previous year.

### LICENCE DEPARTMENT (Extended Suburbs).

Licences.—Licences and permits renewed and issued during the year under report numbered 1391 and 38 respectively and the fees realised therefrom amounted to about Rs. 1,04,148.37 nP. and Rs. 8,087.50 nP. making a total of Rs. 1,12,235.87 nP.

Advertisement and Sky Signs.—The total number of permits issued for exhibiting the Sky-signs and advertisements was 81 which realised about Rs. 11,381.57 nP.

Hawkers and Squatters.—The total number of hawkers and squatters licences issued during the year was 78 and the fees realised amounted to Rs. 16,670.89 nP. The removal action was taken against 624 persons and the removal charges recovered under Section 490 amounted to Rs. 2,511.25 nP.

**Stall Boards.**—The work of recovering fees for stall boards and weather frames under Section 313(1)(b) and 479(2) has been transferred to this department from 1-7-1961.

### SHOPS AND ESTABLISHMENTS (Suburbs).

Shops and Establishments Section has been transferred to the Chief Inspector, Shops and Establishments Department from 1-6-1961.

The total number of establishments registered at the close of the year was 18,469 as against 15,373 in the previous year. During the year, 24,067 visits were paid to various establishments and 173 complaints were received whereas 7 were pending disposal at the close of the year. 110 mass raids were arranged during the year, while 700 prosecutions were instituted during the year, as against 864 in the previous year. The total amount of fines realised was Rs. 17,843 as against Rs. 23,235 in the previous year. Government sanctioned a grant-in-aid of Rs. 2,88,595 for the year 1961-62 out of which the share for the Suburbs is Rs. 23,447. An amount of Rs. 3,711.86 was received by way of Registration Fees, etc., during the year as against Rs. 2,959.35 in the preceding year.

As regards the administration of the Payment of Wages Act, 1936, 29 complaints were received out of which 23 were disposed of mostly by effecting compromises between employers and employees. One case was found on investigation to be falling beyond the purview of the Act. In one case the complainant himself had filed the case direct before the Authority under the Payment of Wages Act. In 4 cases, investigations revealed that the complaints were either fictitious or had no documentary or sufficient evidence to facilitate action.

### SHOPS AND ESTABLISHMENTS (Extended Suburbs).

The total number of establishments registered at the close of the year was 6,614 as against 6,006 in the previous year. During the year 13,921 visits were paid to various establishments and 94 complaints were received which were investigated. 42 mass raids were arranged during the year, while 341 prosecutions were instituted during the year. The total amount of fines realised was Rs. 8,529 as against 13,430 in the previous year. Government sanctioned a grant-in-aid of Rs. 2,88,595 for the year 1961-62 out of which the share for the Extended Suburbs (Budget F) is Rs. 13,553. An amount of Rs. 1,443.55 was received by way of registration fees, etc., during the year as against Rs. 1,684.79 in the preceding year.

As regards the administration of the Payment of Wages Act, 1936, 26 complaints were received. 20 of these were disposed of mostly by effecting compromises between employers and employees. In one case, the party himself had filed the complaint before the Authority under the Payment of Wages Act. One case was found falling beyond the purview of the Act. In 4 cases, investigations revealed that the complaints were either fictitious or had no documentary evidence to facilitate action.

### MUNICIPAL LIBRARIES. (Sub.)

931 books costing Rs. 2942.96 were purchased during the year under report for the two Municipal Free Reading Rooms and Libraries in the suburbs.

About 1,07,167 visitors took the advantage of the 3 libraries in the suburbs.

The income from the 3 libraries in the suburbs during the year under report was Rs. 1002.29 as against Rs. 816.20 during the previous year.

The expenditure over the Municipal libraries in the suburbs during the year under report was Rs. 12,972.76 as against Rs. 11,239 during the previous year.

### MUNICIPAL LIBRARIES (Ext. Suburbs)

642 Books costing Rs. 1,970.06 were purchased during the year under report for the two Municipal Free Reading Rooms and Libraries in the Extended Suburbs.

About 16,486 visitors took the advantage of the 2 libraries.

The income from the 2 libraries in Extended Suburbs during the year under report was Rs. 636.48 as against Rs. 592.15 during the previous year.

The expenditure over the 2 Libraries during the year under report was Rs. 8,996.47 as against Rs. 7,721 during the previous year.



## MARKET DEPARTMENT (SUBURBS)

There were 16 Municipal and 2 Private Markets in the Suburbs.

The following improvements were made in the Municipal Markets during the year under report :—

- (1) Raising the level of the passage of Takia Market, Kurla had been completed.
- (2) Rewiring of electric installations at Kurla Slaughter house had been carried out.
- (3) Repairs to the roof of Kurla Slaughter House had been done.
- (4) Providing C. C. Path way, covering C. C. drain, repairing G. I. Sheet etc. at Bridge Market, Kurla had been carried out.
- (5) Two collapsible gates had been provided at Pali Market.
- (6) A rubble stone Masonary wall had been provided at Kurla, Kasaiwada.
- (7) Connecting of the cesspool attached to Chembur Market to sewer had been completed.
- (8) Extension of Slaughter house at Andheri had been done.
- (9) A compound wall had been provided to Marol Market.

In all five Slaughter houses were functioning in the Suburban Area. The Slaughter house at Andheri Market was extended. During the year, 4903 buffaloes, 690 cows and bullocks and 104564 sheep and goats were brought for slaughter at different slaughter houses out of which 63 buffaloes, 31 cows and bullocks, and 954 sheep and goats were rejected on anti-mortem examination.

The total approximate weight of dressed meat of buffaloes, cows and bullocks was 12,70,950 kilograms and that of sheep and goats was 9,38,890 Kilograms. The total meat destroyed at the Kurla Slaughter house during post-mortem examination was 4,530 Kilograms.

In all 214 raids were carried out for detecting unauthorised slaughter and sale of animals in the Suburbs. In all 127 cases were filed and all of them were successful. All the accused were convicted and fined. The amount of fine inflicted during the year was Rs. 4,018. The total amount realised by auction sale of confiscated animals and skins was Rs. 2,195.09.

The amount realised during the year under report under different items of revenue has been shown in Appendix 'C.'

## MARKET DEPARTMENT (EXTENDED SUBURBS).

There were 17 markets out of which 9 were municipal and 8 were private markets.

Slaughtering of sheep and goats was done in the slaughtering chambers attached to Borivli, Kandivli and Mulund Municipal Markets and private markets at Goregaon and Malad.

Construction of Mulund Vegetable Market was completed and electric light and water supply was provided. Work of providing electric fans to Goregaon and Borivli offices was also done during the year.

In all 10 raids were carried out for detection of unauthorized slaughter and sale of animals in different parts in the Extended Suburbs. 4 cases resulted in conviction, and fines inflicted were Rs. 55. The amount realised by auction sale of confiscated animals and skins was Rs. 310.

Total contraband meat destroyed was 105.436 K. Grams.

Total receipts of the department were Rs. 1,82,398.

## EDUCATION DEPARTMENT (SUBURBS).

There were 153 schools and 47 classes on 1st April 1961 in the Suburbs. Nine schools and six classes were opened, ten classes were converted into schools, two classes were amalgamated into schools and one class was closed during the year under report. Thus, on 31st March 1962, there were 172 schools and 40 classes in the Suburbs.

The total number of pupils on 31st March 1961 was 76,508. The total number of pupils on 31st March 1962 stood at 84,904. Thus, there was a net increase of 8,396. The highest number on roll in Suburban Municipal Schools was 91,268 at the end of August 1961. The average attendance of pupils throughout the year was 75,144.

At the end of the year, there were 2,040 ordinary teachers as against 1,783 during the previous year. Out of 2,040 ordinary teachers 1,884 (*i.e.*, 92.3 per cent.) were trained, as against 1,598 out of 1,783 during the preceding year.

The syllabus of studies was divided month by month for the guidance of teachers and for gradual completion of studies in time as per schedule. Teachers' Diaries, Progress Cards and Progress Registers were maintained in all Schools. Quarterly tests of pupils of Standards I to VII were taken during the year. Written Annual Examinations of pupils of Standards I to VII were held along with the examinations of the City.

The teaching of English in Upper Primary Classes was continued on voluntary basis as per the decision of the Government since last year. For training up the English teaching teachers, refresher classes were started during the year under report and the response thereto was satisfactory.

The number of Municipal-owned school buildings in the Suburbs was 50 at the end of March 1962. Remaining schools were accommodated in rented buildings.

Physical Education as per the curriculum laid down by the Government was imparted to pupils with some suitable modifications. Various extra-curricular activities *viz.*, Sharad Utsav, Excursions, etc., were conducted in schools on the lines of the City Schools. Annual Sports, Annual Scout Sports, etc., were also held during the year.

The information regarding income, expenditure, cost per pupil, etc., is given in the Summary of the report of City, Suburbs and Extended Suburban Schools.

There were 77 Aided Schools at the end of the year with 829 teachers imparting education to 28,066 pupils. Besides these Aided Schools, there were 22 schools in the Suburbs which were recognised but which did not receive any aid from the Corporation. There were 138 teachers in these schools imparting education to 3,934 pupils.

### EDUCATION DEPARTMENT (Extended Suburbs).

There were 41 Schools and 28 Classes on 1st April 1961 in the Extended Suburban area. Five new schools and ten classes were opened, 15 classes were converted into Schools, one class was amalgamated into a school and one class was closed during the year under report. Thus on 31st March 1962, there were 61 schools and 21 Classes in the Extended Suburbs.

The total number of pupils on 31st March 1961 was 21,378. The total number of pupils on 31st March 1962 stood at 25,684. Thus, there was a net increase of 4,306. The highest number on Roll in Municipal Extended Suburban Schools was 26,695 at the end of August 1961. The average attendance of pupils throughout the year was 19,531.

At the end of the year, there were 644 ordinary teachers in the Extended Suburban Schools as against 537 during the previous year. Out of 644 ordinary teachers, 609 (*i.e.*, 94.09 per cent.) were trained as against 487 out of 537 (*i.e.*, 90.6 per cent.) trained teachers during the preceding year.

The syllabus of studies was divided month by month for the guidance of teachers and for gradual completion of studies in time as per Schedule. Teachers' Diaries, Progress Cards and Progress Registers were maintained in all Schools. Quarterly tests of pupils of Standards I to VII were taken during the year. Written Annual Examinations of pupils of Standards I to VII were held along with the Examinations of City and Suburban Schools.

The number of Municipal-owned school buildings in the Extended Suburbs was 30 at the end of March 1962. Remaining schools were accommodated in rented buildings.

Physical Education as per the curriculum laid down by Government was imparted to pupils with some suitable modifications. Various extra-curricular activities, *viz.* Sharad Utsav, Excursions, etc., were conducted in schools on the lines of the City and Suburban Schools. Mass Drill Displays, Annual Sports, Annual Scout Sports, etc., were also held during the year under report.

The average cost per pupil according to the number of pupils on Roll was Rs. 55.46 as against Rs. 52.49 in the previous year.

There were 44 Aided Schools at the close of the year with 421 teachers imparting education to 13,425 pupils. Besides, these Aided Schools, there were 20 schools in the Extended Suburban area which were recognised but which did not receive Grant from the Corporation. There were 109 teachers in these schools imparting education to 3,054 pupils.

The total expenditure incurred by the Extended Suburban Aided Schools was Rs. 74,772 for the year 1960-61. The average cost per pupil was Rs. 5.57 to the Corporation.

The total amount of assessed grant came to Rs. 1,67,896. Various cuts were applied to the assessed amount on the basis of income and expenditure. The final amount worked out to be Rs. 74,772.

## PUBLIC HEALTH DEPARTMENT (SUBURBS)

**Area and Population.**—The total area of the Suburbs is 43,398 acres *i.e.* about 67.81 sq. miles and the population as enumerated in the census of 1961 was 10,36,585. The mid year population is 10,54,000.

**Birth Registration.**—The total number of births registered during the year was 32,216 as against 27,970 in 1960 being 4,246 in excess of that of the latter year.

**Death Registration.**—The total number of deaths registered from all causes during the year was 8,610 as against 7,491 in 1960 showing an increase of 1,119.

**Infant mortality.**—Deaths amongst infants under one year of age numbered 2,192 as against 1,963 in 1960 showing an increase of 229. The infant mortality rate per 1,000 live births registered was 68 for the year 1961 as against 70.2 for the year 1960.

**Infectious Diseases.**—No deaths were reported from Plague, Cholera and Cerebrospinal Meningitis. There were 345 deaths from Small Pox, 19 from Enteric Fever, 4 from Influenza and, 471 from Tuberculosis.

**Vaccination.**—The number of primary vaccination and re-vaccination done was 35,329 and 4,33,670 respectively at the 26 Vaccination Stations as against 34,849 and 1,60,244 in 1960.

**Malaria.**—There was one death from Malaria.

**Dysentery.**—There were 65 deaths from dysentery.

## OTHER PRINCIPAL DISEASES

There were 2,064 deaths from the disease of the Respiratory System, 37 from Bronchitis, 934 from Diarrhoea, 1,796 from Pneumonia, 535 from Congenital Debility and 755 from Senile Debility. There were 28 deaths from Diphtheria.

## MEDICAL RELIEF

The institutions rendering medical relief in the merged area are 3 Hospitals one each at Bandra, Kurla and Ghatkopar, five Municipal Maternity Homes, one each at Ghatkopar, Chembur and Andheri and two Maternity Wards attached to the two Hospitals at Bandra and Kurla comprising a total of 116 Maternity beds.

Medical relief was also rendered through 15 Municipal Free Dispensaries each at Kherwadi (Khar), Old Khar, Danda, Andheri, Marol, Jogeshwari, Vile Parle, Versova, Kol Dongri, Old Kurla, Chembur, Bhandup, Ghatkopar and the Out Patient Dispensaries attached to the two Hospitals at Bandra and Kurla. The number of new cases treated and total attendance at these dispensaries was 6,43,781 and 28,62,182 respectively. The hired services of two Mobile Hospital Units of the Peoples Mobile Hospital also rendered medical relief to out-lying villages etc., in the Suburban area, one in H Ward and K Ward and the other in L, M and N Wards.

One Municipal Mobile Dispensary also rendered service in those villages which are not served by the hired Mobile Dispensary Units of the Peoples Mobile Hospitals.

## LICENSABLE TRADES

Licences were issued to all such trades as were found conducted in the Municipal Limits with a view to enforcing on them the minimum of hygienic and sanitary requirements. Such enforcements necessitated statutory actions and prosecutions in several instances.

**Food Sanitation.**—This included supervision and control through licensing of food shops and establishments, inspection of food stuffs, exposed for sale and seizure and destruction of food found unwholesome or unfit for human consumption.

**Health and Cleansing Weeks.**—Health and Cleansing Weeks were organised with the help of local Social Organisations throughout the year. Localities were selected in turns for intensive cleansing and for rectification of sanitary defects noticed in the residential premises. T. A. B. inoculations and vaccination against small pox were done. Health education of residents of these localities was carried out by exhibiting films on Health and Sanitation. Food sanitation was also enforced. These campaigns have brought about appreciable improvement in the localities served.

## MILK IN SCHOOL SCHEME

A provision of Rs. 3,00,000 was made to meet the cost of the scheme in the Suburbs. Out of 35,917 children detected undernourished, only 11,850 undernourished children were supplied with milk. In addition to this, 8,820 children from I to V Standards were also catered with milk from 1st of November 1961. Each child was given 6 ozs. of toned pasteurised milk per day.

**Stables.**—Actions were taken against the owners of the Milch Cattle Stables for non-removal of dung, stable refuse etc., to the Municipal dumping grounds.

**Communicable Diseases.**—Preventive measures such as Anti-Cholera and T. A. B. Inoculations and Vaccinations were continued as usual.

**Medico Social Unit at Kherwadi, Bandra.**—A Medico-Social Unit established at Kherwadi, Bandra, in April 1957 by appointing a Medico Social Worker in order to carry out an integrated practice of medicine based on family and community as a Unit continued working. The Centre is meant to cover all types of Public Health Services in a specified area. In this connection Honorary services of some of the Medical Personnel specializing in the different fields of medicine were obtained.

**Maternity and Child Welfare Services.**—Maternity and Child Welfare Services and Family Planning were continued in all their aspects through the Clinics conducted at the two Maternity Homes and two Maternity-cum-Hospitals. Aid to poor women delivered at their homes was given in the form of food stuffs.

## GENERAL REVIEW

Sanitary conditions in the numerous villages, 'Gaothans' and outlying habitations have been far from satisfactory; but the Intensive Cleansing Campaigns as well as the village improvement schemes have improved conditions in several of them. Nothing short of slum clearance schemes will, however, improve materially the sanitation of such area. All other measures and expediency are, however, being adopted in order to remove insanitary conditions in the Suburbs.

## PUBLIC HEALTH DEPARTMENT (EXTENDED SUBURBS)

**Area and Population.**—The total area of the Extended Suburbs is 47,980 acres i.e. about 75 square miles and the population as enumerated in the census 1961 was 3,43,538 and the mid-year estimated population is 3,50,000.

**Birth Registration.**—The total births registered during the year were 9,415 as against 8,369 for the year 1960, being 1066 in excess of those of the latter year.

**Death Registration.**—The total number of deaths registered from all causes during the year was 2001 as against 1985 in 1960, showing increase of 16.

**Infant Mortality.**—Deaths amongst infants under one year of age numbered 506. The infant mortality rate per 1000 live births registered was 53.7.

**Infectious Diseases.**—No deaths were reported from Plague and Cholera. There were 78 deaths from Small-pox, 6 from Enteric Fever, 2 from Influenza and 172 from Tuberculosis.

**Vaccination.**—The number of primary vaccination and re-vaccination done was 12,743 and 84,040 respectively, at the 8 vaccination stations as against 13,002 and 36284 in 1960.

**Malaria.**—There was no death from Malaria.

**Dysentery.**—There were 13 deaths from Dysentery.

### OTHER PRINCIPAL DISEASES

There were 124 deaths from diseases of Respiratory System, 19 from Bronchitis, 212 from Diarrhoea, 263 from Pneumonia, 88 from Congenital Debility and 138 from Senile Debility and 10 from Diphtheria, 2 from Influenza and 2 from Poliomyelitis.

**Medical Relief.**—The institutions rendering Medical Relief in the merged area are :—

Five Municipal Dispensaries one each at Goregaon, Malad, Manori, Borivli and Mulund.

One 50—bed General Hospital at Mulund.

Two Maternity Homes one each at Malad and Mulund.

Medical Relief services were also rendered through a hired Mobile Unit of the People's Mobile Hospitals, to the out-lying villages in P and R Wards.

**Licensable Trades.**—A Survey of all the pre-merger licensable trades *viz.*, food premises (such as eating houses, sweetmeat shops, milk shops) hair dressing saloons, stables etc., in the Extended Suburbs was completed and minimum essential requirements were communicated to their owners with a view to improving their sanitary conditions.

**Health and Cleansing Weeks.**—In order to promote an improvement in the level of health and to disseminate knowledge on health, hygiene and clean living amongst the citizens, 'Health and Cleanliness Days' were organized with the help of the local social organizations in certain selected localities in all the three wards every month on the lines in the City and the Suburbs.

**Maternity and Child Welfare Services.**—Anti-natal, post-natal and family planning clinics were started at the maternity homes in the Extended Suburbs and appointments of Health Visitors were made for domiciliary visits, health education etc. amongst women-folk.

**Stables.**—All stables were surveyed and usual stable requirements, in order to improve their conditions were communicated to the parties concerned. As, however, the requirements were not found carried out in a large number of cases, prosecutions were launched.

**Food Sanitation.**—This included supervision and control through licensing of food establishments, inspection of food stuffs exposed for sale and seizure and destruction of food found unwholesome and unfit for human consumption.

### GENERAL REVIEW

The whole area of the Extended Suburbs is undrained and unsewered. The main problem, therefore, is absence of proper means of disposal of waste water and sullage water. Unless effective steps on a wider scale are taken, this problem will continue to baffle our actions which result in giving only temporary relief.

The food establishments and stables are not maintained in sanitary condition. Requirements with a view to improving their condition have been communicated and steps are taken to see that they are carried out even on pain of prosecution. On the whole, all possible measures are being taken to bring the sanitary services and medical relief on the lines obtained in the City.

**GARDENS DEPARTMENT (Suburbs.)**

There are 20 gardens in the suburbs including the site developed into a garden at Mount Mary Road, Bandra.

425 trees were planted on roadside and gardens.

Music programmes were arranged in different gardens as under :

11 bands, 11 orchestras, and 2 vocal music.

**GARDEN DEPARTMENT (Extended Suburbs.)**

There are 6 gardens including the newly provided garden at Goregaon East.

Music programmes were arranged at Devidayal Park and Samant Estate, Goregaon.

A. U. SHAIKH,  
*Municipal Commissioner,  
for Greater Bombay.*

## **Deputy Municipal Commissioner (Suburbs)**

The Municipal Administration of the Suburban Area including the Extended Suburbs continued to be under the direct charge of Shri B. C. Cariapa, I.A.S., throughout the year except for the period from 18th April 1961 to 6th May 1961 and from 24th October 1961 to 13th January 1962 when he was on leave. During the period of his absence from 18th April 1961 to 6th May 1961 and from 24th October 1961 to 30th November 1961, Shri S. G. Redkar, B.Sc., LL.B., Assistant Municipal Commissioner, looked after his work. Shri Redkar was appointed as Acting Deputy Municipal Commissioner (Suburbs) from 1st December 1961 and continued to hold that charge till Shri Cariapa resumed on 14th January 1962.

The Office of the Deputy Municipal Commissioner (Suburbs) remained situated at the Municipal Offices, Waterfield Road, Bandra, during the whole of the year under review.

**B. C. CARIAPA,**

*Dy. Municipal Commissioner (Subs.).*

# FINANCIAL

(SUBURBS)

Report from the Chief Accountant on the Accounts of the Bombay Municipal Corporation Suburbs for the year 1961-62.

The following statement summarises the transactions for the year pertaining to Revenue Budget and Actuals for the preceding year:—

	1961-62.			Actuals for 1960-61.
	Budget Estimates.	Revised Estimats.	Actuals.	
	Rs.	Rs.	Rs.	Rs.
Opening Balance	17,51,000	35,31,468	35,31,468	18,84,125
Income	2,96,60,796	3,30,46,639	2,96,17,672	2,57,79,131
Expenditure	3,06,24,696	3,48,52,322	3,08,88,131	2,44,19,396
	-9,63,900 (Deficit)	-18,05,683 (Deficit)	-12,70,459 (Deficit)	+13,59,735 (Surplus)
Balance	7,87,100	17,25,785	22,61,009	32,43,860
Reservation for Advance <i>vide</i> Para. 2	...	+12,82,657	+3,68,198	+2,87,608
Closing Balance	7,87,100	30,08,442	26,29,207	35,31,468

2. The details of the Reservations for Advances, etc., are:—

	Rs.	Rs.
Increase in— Renewed Grants	...	18,481
Decrease in— Advances for Plant and Machinery	1,66,646	...
Miscellaneous Advances	2,20,033	3,86,679
Net Decrease	3,68,198	...

3. The net unhypothecated Surplus Cash Balance of 31st March 1962 was as under:—

Liabilities.	Rs.	Assets.	Rs.
Advances for Plant and Machinery	2,68,839	Surplus Revenue Fund as per Appendix No. 2	63,04,449
Miscellaneous Advances	34,06,403		
Minimum required by Law	1,00,000		
Surplus Cash Balance	25,29,207		
Total	63,04,449	Total	63,04,449

4. The Loan liabilities at the beginning and at the end of the year were as under:—

Outstanding debt as on 1st April 1961.	Loans raised during the year.	Repayment during the year.	Outstanding debt on 31st March 1962..
Rs.	Rs.	Rs.	Rs.
5,88,06,796	1,05,00,000	1,58,085	6,91,48,711

A loan of Rs. 55,00,000 was raised by public subscription and Rs. 50 lakhs internally during the year at 4½ per cent. with a currency of 12 years and 25 years respectively sanctioned under Corporation Resolution No. 191, dated the 25th September 1961 and G. R. No. Loan 3261/2153-C-IX, dated the 7th October 1961



The position of Sinking Fund is shown below :—

Amount of Fund on 31st March 1961.	Interest, etc., realisation.	Sinking Fund instalments.	Withdrawal for payment of Loans.	Amount of Fund on 31st March 1962.
Rs.	Rs.	Rs.	Rs.	Rs.
1,03,06,903	4,15,219	21,86,847		1,29,08,969

The value of the securities held in the Sinking Fund Account on the basis of Market rates prevailing on 31st March 1962 including accrued interest and cash exceeded the actuarial amount of Sinking Fund by Rs. 4,04,994 which was held in the Sinking Fund Account.

#### INCOME.

5. A detailed comparison between the Budget, Revised Estimates and the Actuals will be found in the Appendix No. 3. The estimated income for the year as per the Budget Estimates was Rs. 2,96,60,796 against which the Actuals amounted to Rs. 2,96,17,672 resulting in decrease of Rs. 43,124 over the Budget Estimates and decrease of Rs. 34,28,967 over the Revised Estimates, viz., Rs. 3,30,46,639. The reasons for the increases and decreases are explained in Statement 'A'.

6. The position as regards income from General Tax, Water Tax, Halalkhore Tax will be seen from the subjoined statement:—

	1961-62.	1960-61.	Increase.
	Rs.	Rs.	Rs.
(1) General Tax (including Fire Tax)—			
Total Collections booked ...	1,30,85,834	1,14,18,001	16,67,833
Deduct—Recoveries of previous year ...	*49,94,261	37,76,525	12,17,736
	80,91,573	76,41,476	4,50,097
Add—Outstanding for the year at the close of the year ...	*63,39,447	67,30,456	—3,91,009
Total ...	1,44,31,020	1,43,71,932	59,088
(2) Water Tax and Water Charges by Measurement and at compounded rates—			
Total Collections booked ...	74,69,996	68,06,512	6,63,484
Deduct—Recoveries of previous year ...	**36,55,451	20,30,468	16,24,983
	38,14,545	47,76,044	—9,61,499
Add—Outstanding for the year at the close of the year ...	**19,33,263	17,11,750	2,21,513
Total ...	57,47,808	64,87,794	—7,39,986
(3) Halalkhore Tax for Special Service—			
Total Collections booked ...	16,23,403	14,09,584	2,13,819
Deduct—Recoveries of previous year ...	*5,89,004	5,12,699	76,305
	10,34,399	8,96,885	1,37,514
Add—Outstanding for the year at the close of the year ...	*10,54,947	10,80,643	—25,696
Total ...	20,89,346	19,77,528	1,11,818
Net Demand on account of Property Taxes inclusive of Refund ...	2,22,68,174	2,28,37,254	—5,69,080

The outstanding for the year 1961-62 amounts to Rs. 93,27,657 and total outstanding as on 31st March 1962 amounts to Rs. 2,19,95,937

\* As supplied by Dy. Assessor and Collector (Subs.).

\*\* As supplied by Dy. Assessor and Collector (S.), A.E.D. W.W. Zs. I and Z II.

Z. The final sanctioned grants amounted in the aggregate to Rs. 3,73,17,203 as follows:—

	Rs.
Budget Grants ...	3,06,24,696
Unexpended Grants for previous year renewed for Expenditure ...	32,49,855
Additional Grants ...	34,42,652
Final Sanctioned Grants ...	3,73,17,203

The transfers from one Budget Head to another without affecting the total Budget Provision for the year amounted to Rs. 1,87,992.

8. The final sanctioned grants for the year aggregated to Rs. 3,73,17,203 as stated above against which the actuals amounted to Rs. 3,08,88,131 leaving an unexpended balance of Rs. 64,29,072 at the close of the year. Of this a sum of Rs. 36,64,048 is reserved towards renewal for expenditure during 1962-63 against Rs. 36,45,567 reserved in the accounts of 1960-61 and the balance of Rs. 27,65,024 is treated as savings on final grants sanctioned as detailed in Appendix No. 4.

The heads under which the renewals are required will be found in Appendix No. 4.

9. The percentage of Establishment proper and of Labour to the total expenditure for 1961-62 and the previous year are given below:—

	Percentage to Total expenditure during	
	1961-62.	1960-61.
	Rs.	Rs.
(1) Establishment proper including supervision	*13.87	17.16
(2) Labour	*16.70	20.82

\* Exclusive of P. F. and Pension, etc.

#### LOAN FUNDS.

10. The amount of New Loan proposed in the Budget as well as Revised Estimates for 1961-62 was Rs. 1,00,00,000 to finance capital works expenditure including purchase of Plant and Machinery. Actually however, a Loan of Rs. 1,05,00,000 was raised out of which Rs. 50,00,000 were raised internally. A contribution of Rs. 5 lakhs was received from Government being 1/3rd of the expenditure incurred on the extension and improvements of (a) Water Supply, (b) Sewerage, (c) Surface drains.

#### LOAN WORKS EXPENDITURE.

11. The Opening Balance on the 1st April 1961 on account of Loan Funds but excluding Trust Fund was Rs. 49,30,266. Adding to this Rs. 105 lakhs raised during the year and Rs. 5 lakhs received from Government as Contribution the total funds available for expenditure were Rs. 1,59,30,266. The total expenditure incurred during the year amounted to Rs. 1,08,52,795 leaving an unspent balance of Rs. 50,77,471 in the Loan Funds at the close of the year.

12. The following statement contrasts the expenditure on Capital Works with the Budget and Revised Estimates during the last five years:—

Year.	Loan and Trust Fund.			Percentage by which actuals fell short of Budget Estimates.	Percentage by which actuals fell short of Revised Estimates.
	Budget Estimates.	Revised Estimates.	Actuals.		
	Rs.*	Rs.*	Rs.		
1957-58	... 1,34,92,096	2,43,10,514	57,33,471	57	76
1958-59	... 1,58,50,689	2,76,30,083	90,82,008	43	67
1959-60	... 2,11,59,531	3,60,78,164	80,33,648	62	78
1960-61	... 2,91,68,515	4,01,00,003	1,15,63,191	60	71
1961-62	... 3,11,53,792	3,04,22,326	1,08,52,795	65	64

The above figures in Column marked \* do not include the amount of Subvention and Discount and other charges on the new Loan. The expenditure on account of Discount and other charges formerly met from the Loan Funds is being met from Revenue Account from the year 1959-60.

The Revised Estimates for 1961-62 adopted by the Corporation were Rs. 3,05,22,326 including Rs. 1,00,000 on account of Subvention.

#### SINKING FUND.

13. From Appendix No. 10 it will be seen that the book value of investments of Sinking Fund as on 31st March 1962 amounted to Rs. 1,29,08,969 made up of Rs. 1,29,08,956 being the book value of securities and Rs. 13 in cash with the State Bank of India. Valuing the Municipal Debentures at par the market value of Sinking Fund investments held on 31st March 1962 comes to Rs. 1,29,67,512 as shown in Appendix No. 16-A. This together with amount of interest accrued upto 31st March 1962, viz., Rs. 1,20,715 and cash with the State Bank of India Rs. 13 brings the total amount of Sinking Fund Rs. 1,30,88,240 and more than covers the amount, viz., Rs. 1,26,83,246 to which the Sinking Fund should have accumulated upto 31st March 1962. The excess in the Sinking Fund Investment Account was thus Rs. 4,04,994.

## INVESTMENT AND INVESTED BALANCES.

14. The details of aggregate investments made during the year are as follows :—

	Amount.	Average	No. of days.
(1) Current Account Deposits	Rs. 40,000		365.00
(2) Fixed Deposits	5,04,00,000		120.34
(3) Call Deposits	1,15,00,000		83.62
Total	6,19,40,000		189.65

The interest earned during the year amounted to Rs. 6,19,954 and the details are as follows :—

	Rs.
(1) Current Account Deposits	48
(2) On Fixed Deposits	5,12,430
(3) On Call Deposits	73,059
(4) On Investment in Public Securities	34,417
Total	6,19,954

The average rates of interest on Current Account Deposits, Call Deposits and Fixed Deposits were 0.20 per cent., 2.77 per cent. and 3.08 per cent., as against 0.19 per cent., 2.61 per cent. and 3.52 per cent. of the preceding year respectively. The rates realised on Call Deposits ranged from 3 per cent. and  $3\frac{1}{2}$  per cent. while those realised on Fixed Deposits ranged from  $3\frac{3}{4}$  per cent. to 4 per cent. The maximum rates realised on Call Deposits and Fixed Deposits during the preceding year were  $3\frac{1}{2}$  per cent. and  $3\frac{3}{4}$  per cent. respectively.

The average rates of interest on all Deposits was 3.60 per cent. as against 3.40 per cent. in the preceding year.

## STREET IMPROVEMENTS.

15. The provision made in the Revised Loan Works Budget 'D' for (1) meeting the claims on account of acquisition of set-backs and (2) work of adding set backs was Rs. 3,00,000 against which an expenditure of Rs. 1,26,622 for acquisition and Rs. 84,961 (exclusive of 5 per cent. supervision) for works of adding set-backs has been booked. The undischarged commitments as on 31st March 1962 in regard to set-backs already acquired and sanctioned to be acquired amount to Rs. 50,000. In addition to this further liability may be expected on account of further acquisition of set back that will be sanctioned during 1962-63.

## GENERAL REMARKS.

(000 Omitted)

16. In the Budget Estimates for the year the Income was originally estimated at Rs. 2,96,61, the expenditure Rs. 3,06,25 the deficit being Rs. 9,64.

On the basis of eight months actuals the income for the year was further revised to Rs. 3,30,47 and expenditure to Rs. 3,48,52 resulting in a deficit of Rs. 18,05.

The actual Income realised was Rs. 2,96,18 and expenditure aggregated to Rs. 3,08,88 resulting in a Deficit of Rs. 12,70.

The expenditure for the year was estimated at Rs. 3,06,25 and as per revised estimates (8 months basis) at Rs. 3,48,52. The final grants sanctioned aggregated to Rs. 3,73,17 against which the actual expenditure booked was Rs. 3,08,88 resulting in an unexpended balance of Rs. 64,29 at the close of the year. As against the unexpended balance of Rs. 64,29 the departments proposed renewal of grants to the extent of Rs. 36,64 for expenditure in 1962-63 and the balance of Rs. 27,65 was treated as savings.

The Opening Surplus Cash Balance was Rs. 35,31. The transactions for the year resulted in Deficit of Rs. 12,70. Thus the balance at the close of the year was reduced to Rs. 22,61 and after taking into account the decrease in the reservation of advances as detailed in para. 2 the balance at the end of the year stood at Rs. 26,29.

The expenditure estimated for the year on Loan Works as detailed in para. 12 was Rs. 3,11,54 revised to Rs. 3,04,22 against which the actuals amounted to Rs. 1,08,53 thus actuals fell short of the Budget and the Revised Estimates by 65 per cent. and 64 per cent. respectively.

The position regarding Sinking Fund was satisfactory as there was excess accumulation of Rs. 4.05.

The figures of deficit for 1959-60 and Surplus for 1960-61 were Rs. 2,57 and Rs. 13,60 respectively. The transactions of the year reveal a Deficit of Rs. 12,70.

R. G. GULGULE,

For Chief Accountant.

Statement 'A' showing main items contributing to the increase in Income, Actuals, compared with original Estimates.

Budget Head.	Amount of increase,	Amount of decrease,	Remarks.
	Rs.	Rs.	
1.—General Tax, Indirect Taxation and Miscellaneous Revenue—			
A.—General Tax	15,85,498	...	Due to assessment of new structures, enlargements, rise in rents, etc.
B.—Grant-in-aid in respect of fines for offences against the law	17,011	...	Due to receipt of arrears of previous year.
C.—Interest and Profit on Investment of Surplus, Loan and other balances	1,19,954	...	Due to larger balances available for investment and favourable rate of interest obtained during the year.
D.—Miscellaneous	24,237	...	Due to service of large number of notices, of demands, execution of distress warrants and credit of unclaimed dues.
2.—Water Works—			
(1) By Measurement	...	2,36,917	Due to short recoveries.
(2) Rent of water meters	5,808	...	Due to increased number of meters given on hire.
(3) Compounded Tax	2,17,588	...	Due to more construction works carried out and also due to adjustment of deposits paid towards extra charge bills.
(4) Miscellaneous —			
(a) Miscellaneous Receipts	39,967	...	Due to sale of increased number of forms and unclaimed dues credited to revenue.
(b) Miscellaneous Fees	...	61,391	Due to number of connections taken by the parties being less than anticipated.
4.—Education, Secondary	241	...	Due to high rate of sale of old newspapers.
5.—Public Health Department	17,380	...	Due to revision of schedule of fees and unclaimed dues credited to revenue.
6.—Medical Relief and Education	8,508	...	Due to more calls for Municipal Ambulance and unclaimed dues credited to revenue.
7.—Street Cleansing and Conservancy, etc.	1,77,076	...	Due to assessment of new structures, enlargements, rise in rents, etc., and unclaimed dues credited to revenue.
8.—Roads, S.W. Drains and Public Lighting—			
A.—Wheel Tax and Government contribution in lieu of tolls.	...	267,777	Due to short recoveries.
B.—Ground Rent	...	1,500	Due to less recovery.
C.—Miscellaneous	27,748	...	Due to forfeiture of deposits for temporary sheds not removed in time and recovery of arrears of electric charges pertaining to previous years and unclaimed dues credited to revenue.
D.—Ferry Receipts	...	6,956	Due to ferry boats remaining unserviceable for some time.
9. Mechanical	2,386	...	Due to unclaimed dues credited to revenue.
10.—Buildings, Land Acquisition and Management	...	4,426	Due to less recovery of arrears of fees in respect of stall boards and weather shades.
11.—Fire Brigade	94,665	...	Due to assessment of new structures, enlargements, rise in rents, etc.
12.—Licensing, Removal of encroachment, etc.	2,04,132	...	Due to recovery of arrears, realisation of redemption charges increase in display of advertisements and increase number of shows during the year.
13.—Gardens and Open Spaces	3,974	...	Due to increase in miscellaneous receipts than anticipated.
14.—Markets and Slaughter Houses	28,076	...	Due to increase in receipts and old deposits being adjusted to revenue.
15.—Contribution from Capital Funds to Revenue	...	86,296	Due to less expenditure on capital works than anticipated.
16.—Rebate from Government on account of U. I. P. Tax.	43,504	...	Due to recovery of U. I. P. Tax of previous years.
17.—Grant-in-aid from Government	...	19,34,000	Due to non-receipt of grant-in-aid from Government.
18.—Share from Budget A for Town Duty, etc....	4,28,940	...	Due to increase in receipts from Town Duty under Budget A.
19.—Receipt from Government on account of U. I. P. Tax.	...	4,90,554	Due to non-refund of U. I. P. Tax of the last quarter for 1961-62 remitted to Government.
Total	30,46,693	30,89,817	

*Summary of Increases and Decreases in Income compared with the Budget Estimates.*

(000) Omitted

	Increase.	Decrease.
	Rs.	Rs.
General Tax	15,85	...
Grant-in-aid in respect of fines for offences against the Law	17	...
Interest and profit on Investment of surplus Loan and other balances	1,20	...
Miscellaneous	24	...
Water Works	...	35
Public Health	17	...
Medical Relief and Education	9	...
Street Cleansing and Conservancy	1,77	...
Roads, S. W. Drains and Public Lighting	...	248
Mechanical	2	...
Buildings, Land Acquisition and Management	...	4
Fire Brigade	95	...
Licensing and Removal of Encroachment	2,04	...
Gardens and Open Spaces	4	...
Market and Slaughter Houses	28	...
Contribution from Capital Funds to Revenue on account of Loan Works Staff	...	86
Rebate from Government on account of collection of the Urban Immoveable Property Tax in the Suburbs	44	...
Grants-in-aid from Government	...	19,34
Share from Budget 'A' for Town Duty under Section 123(B)(2)	4,29	...
Receipts from Govt. on account of U. I. P. Tax	...	491
Total	27,55	27,98
Net Decrease	...	43

## APPENDICES

## MUNICIPAL ACCOUNT (SUBURBS)

- No. 1.—General Financial Statistics.
- No. 2.—Statement of Surplus Revenue Fund for 1961-62.
- No. 3.—Statement showing the Income realised during 1961-62 as compared with Estimates for the year as also with the actuals for the preceding year.
- No. 4.—Statement showing the Expenditure during 1961-62 as compared with the Final sanctioned grants.
- No. 4A.—Statement showing details of Expenditure incurred on New Works during the year ending 31st March 1962.
- No. 5.—Balance Sheet (Revenue) as at 31st March 1962.
- No. 6.—Statement of Special Funds for 1961-62.
- No. 7.—Balance Sheet (Capital Funds) as at 31st March 1962.
- No. 8.—Block Account showing details of Capital Expenditure upto 31st March 1962.
- No. 9.—Statement showing (1) the total amount of Municipal Loans raised, (2) the Expenditure incurred thereagainst, and (3) the invested balances of the loans on 31st March 1962.
- No. 10.—Statement showing the actual investment on account of the Sinking Fund of different Municipal Suburbs Loans upto 31st March 1962, compared with the amounts which should have accumulated upto that date on the basis of the fixed instalments and the sums set aside as Sinking Fund as on 31st March 1962.
- No. 11.—Statement showing outstanding Loans due by the Municipality (Suburban Area) the interest outstanding on 1st April 1961 on different loans, the amount payable for the year 1961-62, the amount paid by the State Bank of India and in Office during the year and the balance outstanding on 31st March 1962.
- No. 12.—Statement of Advance Accounts for 1961-62.
- No. 13.—Statement of Deposit Accounts for 1961-62.
- No. 14.—Statement of interest accrued but not paid in respect of Municipal Loans outstanding on 31st March 1962.
- No. 15.—Statement of amounts of receipts and expenditure respectively, credited and debited to the Municipal Fund during the year 1961-62 and the balance at the credit of the Fund at the close of the year 1961-62 (i.e., 31st March 1962).
- No. 16.—Comparison of Face, Purchase and Market Values at 31st March 1962 of the different Securities held in the Special Funds.
- No. 16A.—Comparison of Face, Purchase and Market Values at 31st March 1962 of the different Securities held in Sinking Fund.
- No. 16B.—Statement showing the amount of and the object for which the donations held under Public Monuments Maintenance Fund, were received from different parties upto 31st March 1962.
- No. 17.—Statement of the Income of the Bombay Municipal Corporation Budget 'D' from 1950-51 to the close of the Financial year 1961-62.
- No. 18.—Statement of the Expenditure of the Bombay Municipal Corporation Budget 'D' from 1950-51 to the close of the financial year 1961-62.
- No. 19.—Contrasted Statement of Income and Expenditure from the year 1950-51 to the financial year 1961-62.

## APPENDIX No. 1

## GENERAL FINANCIAL STATISTICS

	1957-58.	1958-59	1959-60	1960-61	1961-62.
<i>General.</i>					
1. Area of the Suburbs merged in Greater Bombay (acres) ...	43,398	43,398	43,398	43,398	43,398
2. Population ...	* 5,10,250	*5,10,250	*5,10,250	†10,36,104	†10,36,585
<i>Rates and Assessments.</i>					
3. Rateable Value ... Rs.	5,24,24,669	5,87,99,115	6,49,58,972	7,53,33,939	8,18,65,237
4. Rateable Value per head of population Rs.	102.74	115.24	127.31	147.64	79.01
5. Properties registered in the Assessment Book	42,731	45,240	46,448	49,169	50,346
<i>Income.</i>					
6. General Tax ...	Rs. 68,19,629	Rs. 69,74,001	Rs. 83,23,564	Rs. 1,09,75,997	Rs. 1,25,61,498
7. Income from other sources ...	1,31,84,826	1,30,78,024	1,47,70,326	1,48,03,134	1,70,55,174
Total Income...	2,00,04,455	2,00,52,025	2,30,93,890	2,57,79,131	2,96,17,672
8. Incidence of taxation per head ... Rs.	30.46	30.86	36.31	21.74	24.20
<i>Loans.</i>					
9. Debt Outstanding ...	Rs. 3,20,45,497	Rs. 3,79,04,959	Rs. 5,02,58,801	Rs. 5,88,06,796	Rs. 6,91,48,711
10. Redemption and Sinking Funds in hand or invested ...	48,82,910	63,34,999	80,65,643	1,03,06,903	1,29,08,969
11. Net Loan Debt ...	2,71,62,587	3,15,69,960	4,21,93,158	4,84,99,893	5,62,39,742
12. Net Debt per head of population ...	53.23	61.87	82.69	46.81	54.25
<i>Expenditure.</i>					
13. Water Works Maintenance ...	Rs. 35,93,072	Rs. 46,75,919	Rs. 51,97,955	Rs. 52,51,480	Rs. 61,89,261
Debt Charges ...	5,19,771	7,03,092	8,26,363	10,60,849	12,94,351
14. Primary Education ...	18,41,070	21,04,142	20,19,038	21,37,098	28,16,806
15. Medical Relief and Education ...	8,89,983	9,32,581	11,95,799	15,37,931	18,42,373
16. Other Services ...	1,08,82,021	1,12,94,562	1,16,21,351	1,13,18,768	1,49,43,960
17. Debt Charges (excluding Water Works) ...	17,53,132	21,55,049	24,90,448	31,13,270	38,01,381
Total Expenditure	1,94,79,049	2,18,65,345	2,33,50,954	2,44,19,396	3,08,88,132

\* Figure taken as per Greater Bombay—District Census Hand Book (Based on the 1951 Census)

† Figures as per census of 1960-61 supplied by D.E.H.O.

## APPENDIX No. 2

## REVENUE ACCOUNT FOR THE YEAR ENDED 31ST MARCH 1962

Particulars.	Total.		Particulars.	Total.	
	Rs.	nP.		Rs.	nP.
To Revenue Expenditure as per Appendix No. 4. ...	3,08,88,131	24	By Revenue Receipts as per Appendix No. 3. ...	2,96,17,671	94
			Deficit for the year ...	12,70,459	30
	3,08,88,131	24		3,08,88,131	24
To Revenue Expenditure to be incurred in 1962-63 and provided for as renewed grants. ...	36,64,048	00	By Surplus Revenue Fund as at 1st April, 1961. ...	75,93,389	24
Deficit for the year ...	12,70,459	30			
„ Balance being Surplus Revenue Fund as at 31st March 1962 as per Appendix No. 5. ...	63,04,448	94	„ Revenue of previous year reserved for the year 1961-62... ..	36,45,567	00
	1,12,38,956	24		1,12,38,956	24



## APPENDIX No. 3

## Income

Statement showing the Net Receipts during the Financial Year 1951-62 from all sources as contrasted with the original and Revised Budget Estimates.

Particulars.	Budget Estimate for 1961-62.	Revised Estimate for 1961-62.	Actuals for 1961-62.	Actuals for 1960-61.	Compared with Budget Estimate + Increase - Decrease.	Compared with Revised Estimate + Increase - Decrease
1	2	3	4	5	6	7
	Rs.	Rs.	Rs.	Rs.	Rs.	Rs.
<b>I.—General Tax, Indirect Taxation and Miscellaneous Revenue.</b>						
A.—General Tax @ 19% ... ..	1,09,76,000	1,25,00,000	1,25,61,498	1,09,75,997	+ 15,85,498	+ 61,498
B.—Grant-in-Aid in respect of fines for offences against the law ... ..	33,000	73,000	50,011	22,805	+ 17,011	— 22,989
C.—Interest and Profit on Investment of Surplus Loan and Other Balances ... ..	5,00,000	6,00,000	6,19,954	5,90,822	+ 1,19,954	+ 19,954
<b>D.—Miscellaneous—</b>						
(1) Miscellaneous Receipts ... ..	7,000	8,000	11,417	7,950	+ 4,417	+ 3,417
(2) Miscellaneous Fees ... ..	46,000	60,000	62,686	65,448	+ 16,686	+ 2,686
(3) Contribution from Municipal Servants towards Pension, etc. Fund, ... ..	800	800	799	521	— 1	— 1
(4) Receipts from Budget 'E' being proportionate share of expenditure of Dy. A & C's Office etc. ... ..	25,038	25,867	28,173	24,690	+ 3,135	+ 2,306
	78,838	94,667	1,03,075	98,609	+ 24,237	+ 8,408
<b>Total, 1.—General Tax, etc. ...</b>	<b>1,15,87,838</b>	<b>1,32,67,667</b>	<b>1,33,34,538</b>	<b>1,16,88,233</b>	<b>+ 17,46,700</b>	<b>+ 66,871</b>
<b>2.—Water Works.—Water Tax and other Miscellaneous Water Works Revenue—</b>						
(1) By Measurement ... ..	73,89,325	73,89,300	71,52,408	65,86,667	— 2,36,91	—2,36,892
(2) Rent of Water Meters ... ..	2,07,960	2,07,950	2,13,768	1,84,937	+ 5,808	+ 5,808
(3) Compounded Tax ... ..	1,00,000	2,50,000	3,17,588	2,19,845	+ 2,17,588	+ 67,588
<b>(4) Miscellaneous—</b>						
(a) Miscellaneous Receipts ... ..	12,000	10,159	51,967	24,172	+ 39,937	+41,808
(b) Miscellaneous Fees ... ..	2,80,000	2,80,000	2,18,609	2,48,456	— 61,391	— 61,391
<b>Total 2.—Water Works ...</b>	<b>79,89,285</b>	<b>81,37,419</b>	<b>79,54,340</b>	<b>72,64,077</b>	<b>—34,945</b>	<b>— 1,83,079</b>
<b>4.—Education—Secondary.</b>						
<b>A.—Bandra Municipal High School—</b>						
(1) Government grant other than D. A. ... ..	...	...	...	...	...	...
(2) Miscellaneous Receipts ... ..	240	348	291	539	+ 51	+ 57
(3) Miscellaneous Fees ... ..	...	...	..	...	...	...
<b>B.—Reading Rooms and Libraries ... ..</b>	<b>800</b>	<b>800</b>	<b>990</b>	<b>776</b>	<b>+ 190</b>	<b>+ 190</b>
<b>Total, 4.—Education ...</b>	<b>1,040</b>	<b>1,148</b>	<b>1,281</b>	<b>1,315</b>	<b>+ 241</b>	<b>+ 133</b>
<b>Carried forward ...</b>	<b>1,95,78,163</b>	<b>2,14,06,234</b>	<b>2,12,90,159</b>	<b>1,89,53,625</b>	<b>+ 17,11,996</b>	<b>—1,16,075</b>

## APPENDIX No. 3—(Contd.).

Particulars	Budget Est. mate for 1961-62. 2	Revised Estimate for 1961-62. 3	Actuals for 1961-62. 4	Actuals for 1960-61. 5	Compared with Budget Estimate + Increase - Decrease. 6	Compared with Revised Estimate + Increase - Decrease. 7
	Rs.	Rs.	Rs.	Rs.	Rs.	Rs.
Brought over ...	1,95,78,163	2,14,06,234	2,12,90,159	1,89,53,625	+ 17,11,996	- 1,16,075
<b>5.—Public Health Department.</b>						
(1) Miscellaneous Receipts ...	4,000	3,000	3,560	5,945	- 440	+ 560
(2) Miscellaneous Fees ...	16,000	21,482	33,820	29,407	+ 17,820	+ 12,338
Total 5.—Public Health ...	20,000	24,482	37,380	35,352	+ 17,380	+ 12,898
<b>6.—Medical Relief and Education.</b>						
<b>A.—Miscellaneous—</b>						
(1) Miscellaneous Receipts ...	3,000	2,421	7,688	6,646	+ 4,688	+ 5,267
(2) Miscellaneous Fees ...	800	1,000	734	790	- 66	- 266
(3) Rent of Buildings and Lands ...	2,300	2,400	2,263	3,762	- 37	- 137
<b>B.—Interest realised on Hospitals and Dispensary Funds ...</b>	3,775	3,775	4,834	4,067	+ 1,059	+ 1,059
<b>C.—Grant-in-aid from Government in respect of Excise Duty for spirituous articles ...</b>	...	2,864	2,864	3,095	+ 2,864	...
Total 6.—Medical Relief ...	9,875	12,460	18,383	18,360	+ 8,508	+ 5,923
<b>7.—Street Cleansing and Conservancy, Road Watering and Halalkhore Service.</b>						
<b>A.—Halalkhore Tax</b>						
(1) On Rateable Value @ 3½% ...	13,85,000	15,15,000	15,52,386	13,31,776	+ 1,67,386	+ 37,386
(2) For Special Service ...	80,000	81,761	71,017	77,808	- 8,983	- 10,744
<b>B.—Miscellaneous—</b>						
(1) Sale of Rights ...	12,000	12,000	8,500	9,955	- 3,500	- 3,500
(2) Miscellaneous Receipts ...	12,000	14,576	20,490	17,819	+ 8,490	+ 5,914
(3) Miscellaneous Fees ...	15,000	21,515	24,658	18,216	+ 9,58	+ 3,143
(4) Rent of Buildings and Lands ...	5,000	6,690	7,908	9,866	+ 2,908	+ 1,218
(5) Tax on dogs @ Rs. 5 per dog ...	11,000	11,235	11,718	10,109	+ 718	+ 483
<b>C.—Veterinary Department—</b>						
Fees ...	4,000	4,000	4,399	3,841	+ 399	+ 399
Total 7.—Street Cleansing, etc. ...	15,24,000	16,66,777	17,01,076	14,79,390	+ 1,77,076	+ 34,299
<b>8.—Roads, S. W. Drains and Public Lighting.</b>						
<b>A.—Wheel Tax and Government Contribution in lieu of Tolls—</b>						
(1) Private Conveyances ...	6,75,000	6,75,000	4,07,223	6,48,611	- 2,67,777	- 2,67,777
(2) Public Conveyances ...						
(3) Contribution from Government in lieu of Tolls ...	16,673	16,673	16,673	16,673	...	...
Carried forward ...	6,91,673	6,91,673	4,23,896	6,65,284	- 2,67,777	- 2,67,777
Total 1 to 7 Carried forward ...	2,11,32,038	2,31,09,953	2,30,46,998	2,04,86,727	+ 19,14,960	- 62,955

## APPENDIX No. 3—(Contd.).

Particulars.	Budget Estimate for 1961-62.	Revised Estimate for 1961-62.	Actuals for 1961-62.	Actuals for 1960-61.	Compared with Budget Estimate + Increase — Decrease.	Compared with Revised Estimate + Increase — Decrease.
1	2	3	4	5	6	7
	Rs.	Rs.	Rs.	Rs.	Rs.	Rs.
Total 1 to 7 Brought over ...	2,11,32,038	2,31,09,953	2,30,46,998	2,04,86,727	+19,14,960	— 62,955
Brought over ...	6,91,673	6,91,673	4,23,896	6,65,284	— 2,67,777	— 2,67,777
<b>B.—Ground Rent—</b>						
(1) From Private Parties ...	3,820	4,714	2,320	3,530	— 1,500	— 2,394
<b>C.—Miscellaneous—</b>						
(1) Miscellaneous Receipts ...	50,000	50,000	61,944	44,942	+ 11,944	+ 11,944
(2) Miscellaneous Fees ...	20,500	39,961	36,174	37,562	+ 15,674	— 3,787
(3) Rent of Buildings and Lands ...	86	86	216	292	+ 130	+ 130
<b>D.—Ferry Receipts ...</b>	30,000	30,000	23,044	28,138	— 6,956	— 6,956
<b>Total, 8.—Roads, ...</b>	7,96,079	8,16,434	5,47,594	7,79,748	— 2,48,495	— 2,68,840
<b>9. Mechanical—</b>						
Miscellaneous Receipts ...	500	261	2,886	1,201	+ 2,386	+ 2,625
<b>10.—Buildings, Land Acquisition and Management.</b>						
<b>A.—Sale Proceeds of Surplus land ...</b>	23,500	18,000	21,187	43,247	— 2,313	+ 3,187
<b>B.—Rent of Buildings ...</b>	18,300	21,477	22,468	31,394	+ 4,168	+ 991
<b>C.—Ground Rent ...</b>	2,900	4,090	3,656	1,474	+ 756	— 434
<b>D.—Miscellaneous—</b>						
(1) Sale of Rights and Miscellaneous Receipts ...	2,500	2,182	15,188	6,616	+ 12,688	+ 13,006
(2) Miscellaneous Fees, etc. ...	33,500	18,286	13,775	22,410	— 19,725	— 4,511
<b>Total, 10.—Buildings, etc. ...</b>	80,700	64,035	76,274	1,05,141	— 4,426	+ 12,239
<b>11.—Fire Brigade.</b>						
<b>A—Fire Tax @ 2% ...</b>	4,33,000	5,08,500	5,24,336	4,42,004	+ 91,336	+ 15,836
<b>B—Other Receipts ...</b>	2,000	4,800	5,329	2,762	+ 3,329	+ 529
<b>Total, 11.—Fire Brigade ...</b>	4,35,000	5,13,300	5,29,665	4,44,766	+ 94,665	+ 16,365
<b>12.—Licensing, Removal of Encroachments on Public Streets Administration of Shops &amp; Establishments Act, 1948 and Theatre Tax etc.</b>						
<b>A.—Licences for dangerous and offensive trades ...</b>	3,00,000	3,65,000	3,88,824	3,34,123	+ 88,824	+ 23,824
<b>B.—Removal of Encroachments on Public Streets, Licences for Squatters and Hawkers and fees for removal of encroachments ...</b>	90,000	90,000	1,02,157	85,848	+ 12,157	+ 12,157
<b>C.—Grant-in-aid from Government for the Administration of Shops and Establishments Act, 1948</b>						
(a) Grant from Government for Administration of the Act ...	16,000	16,000	22,33	15,928	+ 6,033	+ 6,033
(b) Registration Fees ...	2,400	5,560	3,712	2,810	+ 1,312	— 1,848
<b>D.—Miscellaneous—</b>						
(1) Advertisements						
(a) Advertisements ...	80,000	90,000	1,22,259	53,570	+ 42,259	+ 32,259
(b) Ground Rent ...	1,000	4,300	4,162	510	+ 3,162	— 138
(2) Miscellaneous ...	1,500	900	4,712	2,212	+ 3,212	+ 3,812
<b>E.—Receipts from Theatre Tax ...</b>	1,00,000	1,30,000	1,47,173	1,33,403	+ 47,173	+ 17,173
<b>Total, 12.—Licensing, etc. ...</b>	5,90,900	7,01,760	7,95,032	6,28,404	+ 2,04,132	+ 93,272
<b>13.—Gardens and Open Spaces</b>						
<b>Miscellaneous</b>						
(1) Miscellaneous Receipts ...	2,500	4,004	6,087	6,130	+ 3,587	+ 2,083
(2) Rent of Buildings and Lands ...	200	430	587	170	+ 387	+ 157
<b>Total, 13.—Gardens ...</b>	2,700	4,434	6,674	6,300	+ 3,974	+ 2,240
<b>Carried forward ...</b>	2,30,37,917	2,52,10,177	2,50,05,123	2,24,52,287	+ 19,67,206	— 2,05,054

## APPENDIX No. 3—(Concl'd.).

Particulars.	Budget Estimate for 1961-62. 2	Revised Estimate for 1961-62. 3	Actuals for 1961-62. 4	Actuals for 1960-61. 5	Compared with Budget Estimate + Increase - Decrease 6	Compared with Revised Estimate + Increase - Decrease 7
	Rs.	Rs.	Rs.	Rs.	Rs.	Rs.
Brought over ...	2,30,37,917	2,52,10,177	2,50,05,123	2,24,52,287	+ 19,67,206	- 2,05,054
<b>14.—Markets and Slaughter Houses.</b>						
Miscellaneous—						
(1) Stallage Charges ...	2,50,000	2,19,771	2,53,666	2,40,168	+ 3,666	+ 33,895
(2) Squatters' Fees ...	1,90,000	2,12,149	2,18,229	2,05,087	+ 28,229	+ 6,080
(3) Slaughter Fees ...	2,70,000	2,70,459	3,32,119	3,23,225	+ 62,119	+ 61,660
(4) Miscellaneous Receipts ...	20,000	19,718	21,862	21,742	+ 1,862	+ 2,144
(5) Rent of Buildings and Lands ...	1,059	1,179	796	780	- 263	- 383
(6) Entrance fee on animals ...	81,000	81,000	...	91,681	- 81,000	- 81,000
(7) Licence fees ...	19,000	28,626	32,463	21,653	+ 13,463	+ 3,837
Total, 14.—Markets etc. ...	8,31,059	8,32,902	8,59,135	9,04,336	+ 28,076	+ 26,233
15.—Contribution from Capital Funds to Revenue on account of Loan Works Staff.	5,50,000	5,50,000	4,63,704	5,57,226	- 86,296	- 85,296
16.—Rebate from Government on account of Collection of the Urban Immoveable Property Tax in the Suburbs ...	...	...	43,504	44,505	+ 43,504	+ 43,504
<b>17.—Grant-in-Aid from Government—</b>						
(1) 50 per cent. on Dearness Allowance ...	15,53,000	15,12,800	...	Dr. 1,224	- 15,53,000	- 15,12,800
(2) 15 per cent. out of Land Revenue to D.L.B., V. Ps. and Municipalities ...	...	...	...	...	...	...
(3) 75 per cent. of N.A. Assessment to Municipalities. ...	3,81,000	3,81,000	...	...	- 3,81,000	- 3,81,000
Total, 17.—Grant-in-aid ...	19,34,000	18,93,800	...	Dr. 1,224	- 19,34,000	- 18,93,800
18.—Share from Budget 'A' for Town Duties under Section 123(B)2 of the Bombay Municipal Corporation Act.	15,80,820	20,09,760	20,09,760	18,22,001	+ 4,28,940	...
19.—Receipts from govt on account of U.I.P. Tax	17,27,000	25,50,000	12,36,446	...	- 4,90,554	- 13,13,554
Total Income ...	2,96,60,796	3,30,46,639	2,96,17,672	2,57,79,131	- 43,124	- 34,28,567

## APPENDIX No. 4

## Expenditure

Statement showing the Actuals as compared with the final grants for 1951-62.

Particulars.	Final Grants sanctioned for expenditure during 1961-62.	Actuals for 1961-62.	FINAL GRANTS COMPARED WITH THE ACTUALS.		Actuals for 1960-61
			Amount required to be renewed in 1962-63	Savings.	
	2	3	4	5	6
<b>I.—General Supervision, Collection of Revenue, etc.—</b>	Rs.	Rs.	Rs.	Rs.	Rs.
<b>A.—General Superintendence—</b>					
(a) Corporation and Standing Committee	2,60,098	1,31,101	1,28,997	...	1,09,038
(b) Chief Auditor's Establishment	46,664	39,316	6,380	968	39,217
(c) Municipal Commissioner's Office	1,10,588	1,00,048	5,816	4,724	1,06,566
(d) Audit and Accounts	3,53,928	3,04,619	38,959	10,350	2,51,230
(e) Public Relations Department	88,639	59,114	9,188	20,337	42,279
(f) Labour Officer's Department	8,219	...	...	8,219	...
	8,68,136	6,34,198	1,89,340	44,598	5,48,330
<b>B.—Collection of Revenue—</b>					
(a) Property Wheel Tax Establishment	9,82,651	9,21,039	40,836	20,776	7,83,343
Deduct—Proportionate cost of collection of Water Tax, Halalkhore Tax, Wheel Tax & Fire Tax	4,87,144	4,50,765	19,601	16,778	3,95,038
<b>B.—Collection of Revenue</b>	4,95,507	4,70,274	21,235	3,998	3,88,305
<b>C.—Upkeep of Municipal Central and Ward Offices</b>	1,56,976	74,634	45,934	36,408	89,899
<b>D.—Miscellaneous Charges</b>	60,583	27,876	23,773	8,934	29,546
<b>E.—Election Expenses (Proportionate cost to be borne by Budget D)</b>	2,85,148	1,94,613	5,200	85,335	5,464
<b>G.—P. F. Pension etc.</b>	64,100	53,532	...	10,568	85,222
<b>H.—Debt charges</b>	64,555	59,458	1,578	3,519	42,887
<b>Total I.—General Supervision etc.</b>	19,95,005	15,14,585	2,87,060	1,93,360	11,89,653
<b>II.—Water Works—</b>					
<b>A.—Maintenance</b>	62,41,452	58,53,144	1,56,549	2,31,759	49,56,050
<b>C.—Debt Charges</b>	14,32,017	12,95,296	66,240	70,481	10,60,849
<b>D.—Provident Fund, Pensions etc.</b>	61,650	44,998	...	16,652	40,307
<b>F.—Proportionate cost of collection of Water Tax etc.</b>	3,14,614	2,91,119	12,659	10,836	2,55,129
<b>Total II.—Water Works</b>	80,49,733	74,84,557	2,35,448	3,29,728	63,12,329
<b>IV.—Education—Secondary</b>					
<b>C.—Municipal Free Reading Rooms &amp; Libraries</b>	16,698	13,311	1,824	1,563	11,496
<b>D.—Grant-in-aid to Public Institutions</b>	39,200	9,650	25,200	4,350	2,900
<b>E.—P. F. Pension etc.</b>	500	61	...	439	250
<b>F.—Debt Charges</b>	1,212	1,211	...	1	1,210
<b>Total IV.—Education Secondary</b>	57,610	24,233	27,024	6,353	15,856
<b>V.—Public Health Department—</b>					
<b>A.—General Superintendence—</b>					
(a) Central Office	6,75,125	6,13,488	43,344	18,293	4,68,877
(b) Epidemics	87,743	57,192	25,040	5,511	23,859
(c) Vaccination	1,25,162	78,510	40,676	5,976	79,546
(d) Malaria and Insecticides	5,72,951	4,91,605	65,798	15,548	4,47,184
(e) Miscellaneous	4,440	2,724	604	1,112	2,714
(g) Life Guard Service	61,046	...	60,746	300	...
<b>B.—Supply of Milk and Snacks to undernourished needy Children attending Municipal Schools</b>	3,69,299	2,10,124	91,906	67,269	1,83,298
<b>D.—P. F. Pension etc.</b>	55,000	41,619	...	13,381	33,655
<b>E.—Debt Charges</b>	45,225	43,535	197	1,493	18,067
<b>F.—Census</b>	24,084	17,968	5,000	1,116	14,916
<b>G.—Malaria Eradication Programme</b>	83,935	705	70,000	13,230	...
<b>Total V.—Public Health Department</b>	21,04,010	15,57,470	4,03,311	1,43,229	12,72,116
<b>VI.—Medical Relief and Education</b>					
<b>A.—Hospitals and Maternity Homes—</b>					
(a) Hospitals—					
(i) K. B. Bhabha Hospitals and Sir C. J. Dispensary, Bandra	4,89,890	4,25,589	46,474	17,827	3,65,230
(ii) K. B. Bhabha Hospital, Kuria	2,90,589	2,36,368	33,102	21,119	2,08,645
(iii) Municipal General Hospital at Rajwadi, Ghatkopar..	2,45,676	2,00,001	29,984	15,691	2,24,898
(iv) Municipal Infectious Diseases Hospitals, Marol	6,046	4,996	...	1,050	...
(v) Medico Social Centres at Kherwadi, Bandra	5,833	4,402	790	641	4,281
(b) Maternity Homes	3,65,487	3,02,833	49,808	12,846	1,97,250
	14,03,521	11,74,189	1,60,158	69,174	10,00,344
<b>B.—Dispensaries—</b>					
(a) Dispensaries for outpatients—Allopathic	4,00,998	3,41,577	41,834	17,587	3,01,941
(b) Municipal Mobile Dispensary at Rajwadi Ghatkopar...	41,128	25,318	3,579	12,231	20,327
(c) Mobile Hospitals (Dispensaries)	1,40,600	1,38,100	...	1,900	46,000
	5,82,126	5,04,955	45,413	31,718	3,68,268
<b>C.—Clinics</b>	97,852	63,436	29,120	5,296	65,942
<b>D.—Medical Aid and Nursing Assistance to Poor People in their Houses</b>	500	...	...	500	...
<b>E.—Clinic for treatment of Leprosy cases</b>	10,542	4,933	5,609	...	...
<b>G.—Grant in aid to Public Institutions</b>	1,26,359	70,626	46,753	8,980	56,623
<b>H.—P. F. Pension etc.</b>	53,950	24,194	...	29,756	46,754
<b>I.—Debt Charges</b>	2,66,107	2,31,540	34,553	14	1,12,939
<b>Total VI.—Medical Relief</b>	25,40,957	20,73,913	3,21,606	1,45,438	16,50,870
<b>Carried forward</b>	1,47,47,315	1,26,54,758	12,74,449	8,18,103	1,04,40,824

**APPENDIX No. 4—(Concl'd.)**  
**Expenditure**

Particulars.	Final Grants sanctioned for expenditure during 1961-62.	Actuals for 1961-62.	FINAL GRANTS COMPARED WITH THE ACTUALS.		Actuals for 1960-61.
			Amount required to be renewed in 1962-63.	Savings.	
	2	3	4	5	6
	Rs.	Rs.	Rs.	Rs.	Rs.
Brought over ...	1,47,47,315	1,26,54,758	12,74,449	8,18,108	1,04,40,824
<b>VII.—Street Cleansing and Conservancy, Road Watering and Halalkhore Service—</b>					
A.—Street Cleansing and Conservancy	2,04,799	1,70,164	23,211	11,424	1,59,061
B.—Collection, Loading, Removal and Disposal of Town Refuse	24,10,275	20,66,125	1,87,326	1,56,824	17,84,409
C.—Road Watering	4,414	4,414	...	...	...
D.—Halalkhore Service	29,44,761	21,37,019	5,64,984	2,42,728	19,79,121
E.—New Sewers	1,95,838	1,29,520	52,934	13,384	1,38,090
G.—Depreciation	29,573	14,652	...	14,921	...
H.—P. F. Pension etc.	1,35,000	87,622	...	47,378	1,30,041
I.—Proportionate Cost of Collection of Halalkhore Tax	1,01,489	93,909	4,083	3,497	82,309
J.—Debt Charges	19,93,622	18,57,796	75,402	60,424	16,60,480
<b>Total VII.—Street Cleansing etc</b>	<b>80,19,771</b>	<b>65,61,251</b>	<b>9,07,940</b>	<b>5,50,580</b>	<b>59,32,502</b>
<b>VIII.—Roads, S. W. Drains and Public Lighting—</b>					
A.—General	3,82,978	2,79,059	75,181	28,738	3,03,119
B.—Maintenance of Roads	35,95,821	22,61,749	6,63,797	6,70,275	15,94,528
C.—Public Lighting	10,27,756	9,13,880	1,10,484	3,392	7,32,157
D.—Maintenance of S. W. Drains	1,92,127	1,10,766	50,045	31,316	1,27,421
E.—Upkeep of Ferry Boats	42,201	30,991	5,081	6,129	25,184
F.—Depreciation on Plant and Machinery	1,24,288	1,23,895	...	393	...
H.—P. F. Pension etc.	1,05,000	73,984	...	31,016	95,956
I.—Proportionate Cost of Collection of Wheel Tax	50,743	45,955	2,042	1,746	41,150
J.—Debt Charges	14,14,615	11,32,858	46,802	2,30,955	6,83,148
<b>Total VIII.—Roads,</b>	<b>69,35,529</b>	<b>49,74,137</b>	<b>9,53,432</b>	<b>10,07,960</b>	<b>38,02,663</b>
<b>IX.—Mechanical—</b>					
A.—Asst. Engineer Transport (Sub) office	3,16,610	2,74,324	25,127	17,159	2,42,188
B.—Maintenance of Electrical Installation	17,747	11,169	1,600	4,978	10,320
C.—Asstt. Engineer (Mechanical)	43,753	24,147	9,895	9,711	1,186
E.—P. F. Pension etc.	21,500	13,759	...	7,741	4,950
<b>Total IX.—Mechanical</b>	<b>3,99,610</b>	<b>3,23,399</b>	<b>36,622</b>	<b>39,589</b>	<b>2,58,644</b>
<b>X.—Buildings, Land Acquisition and Management—</b>					
A.—Dy. City Engineers Suburb's Office Establishment	3,76,224	2,60,103	1,02,275	13,846	3,61,198
B.—Inspection and Supervision of Private Buildings	2,26,195	2,07,887	8,938	9,370	2,01,445
C.—Inspection & Supervision of factories, Workshops & Workplaces	48,401	36,090	560	11,751	29,018
D.—Land Acquisition and Management	19,454	3,356	14,951	1,147	4,093
F.—Lump Sum Provision Subsidy etc.	5,000	...	2,500	2,500	...
G.—P. F. Pension etc.	20,100	16,317	...	3,783	13,708
H.—2% Proportionate cost on account of the staff of Central Planning Section of C. E.'s Department	1,87,838	...	1,37,838	50,000	...
G.—Debt Charges	3,03,753	2,97,245	6,222	2,286	2,51,308
<b>Total X.—Buildings,</b>	<b>11,88,965</b>	<b>8,20,998</b>	<b>2,73,284</b>	<b>94,683</b>	<b>8,60,800</b>
<b>XI.—Fire Brigade—</b>					
A.—Maintenance	3,91,027	2,87,797	55,961	47,269	1,10,204
C.—Proportionate Cost of Collection of Fire Tax	20,298	18,782	817	699	16,400
D.—P. F. Pension etc.	500	500	...	...	106
E.—Debt Charges	1,06,547	1,00,666	4,620	1,261	86,419
<b>Total XI.—Fire Brigade</b>	<b>5,18,372</b>	<b>4,07,745</b>	<b>61,398</b>	<b>49,229</b>	<b>2,13,269</b>
<b>XII.—Licensing, Removal of Encroachments on Public Streets and Administration of Shops and Establishment Act, 1948—Administration of Theatre Tax and Parking Grounds</b>					
A.—Licensing Establishment	1,15,674	98,112	4,309	13,253	89,826
B.—Removal of Encroachments on Public Streets	63,303	37,529	4,784	20,995	34,935
C.—Administration of Shops and Establishments Act, 1948	84,214	70,726	4,294	9,194	64,854
D.—" of Theatre Tax	1,988	178	350	1,460	3,704
E.—P. F. Pension etc.	20,000	10,654	...	9,346	17,203
<b>Total XII.—Licensing, etc.</b>	<b>2,85,184</b>	<b>2,17,199</b>	<b>13,737</b>	<b>54,248</b>	<b>2,10,572</b>
<b>XIII.—Gardens and Open Spaces—</b>					
A.—Maintenance	2,47,803	1,86,586	29,838	31,309	1,23,439
C.—P. F. Pension etc.	2,800	1,124	...	1,676	4,155
D.—Debt Charges	19,83	18,271	150	1,417	19,701
<b>Total XIII.—Gardens, etc.</b>	<b>2,70,441</b>	<b>2,05,981</b>	<b>29,988</b>	<b>34,472</b>	<b>1,47,355</b>
<b>XIV.—Markets and Slaughter Houses—</b>					
A.—Markets and Slaughter Houses	4,98,571	3,29,523	1,10,707	58,311	3,53,941
C.—P. F. Pension etc.	23,010	8,56	...	11,454	24,707
D.—Debt Charges	1,03,707	57,856	2,461	43,390	37,021
<b>Total XIV.—Markets</b>	<b>6,25,288</b>	<b>3,95,935</b>	<b>1,13,168</b>	<b>1,16,155</b>	<b>4,15,669</b>
<b>XV.—Contribution to—</b>					
(i) Education Fund	28,16,806	28,16,806	...	...	21,37,098
(ii) Budget 'B'	11,26,722	11,26,722	...	...	...
<b>Total XV.—Contributions to etc</b>	<b>39,43,528</b>	<b>39,43,528</b>	<b>...</b>	<b>...</b>	<b>21,37,098</b>
<b>XVI.—Miscellaneous</b>	<b>3,83,200</b>	<b>3,83,200</b>	<b>...</b>	<b>...</b>	<b>...</b>
<b>Total Expenditure</b>	<b>3,73,17,203</b>	<b>3,08,88,131</b>	<b>36,64,048</b>	<b>27,65,024</b>	<b>2,44,19,396</b>

## APPENDIX No. 4-A.

Statement showing the details of Actuals of Expenditure incurred on New Works up to 31st March 1962.

	Expenditure up to 31-3-1961.	Expenditure during the year 1961-62.	Total Expenditure upto 31-3-1962.
	Rs.	Rs.	Rs.
<b>I.—General Supervision, Collection of Revenue</b>			
Works completed (as per report of 1960-1961) ...	1,06,408	...	1,06,408
<b>C.—UPKEEP OF MUNICIPAL CENTRAL AND WARD OFFICES.</b>			
<b>III.—New Works</b>			
Extension on the Terrace floor at Central Municipal Office Building... ..	...	6,788	6,788
Construction of a temporary structure in the Compound of Central Municipal Office Building, Waterfield Road, Bandra. ....	...	10,486	10,486
Construction of a temporary structure in the Compound of Municipal Office Building at St. Martin's Road, Bandra ... ..	...	9,696	9,696
Demolition of existing office of H. E. and reconstructing in the Petit School compound, Waterfield Road, Bandra ... ..	...	8,509	8,509
Demolition of existing office of A. E. (Mechanical) and reconstructing in the Petit School Compound, Waterfield Road, Bandra ... ..	...	4,669	4,669
Providing three ceiling fans and six Nos. light points in New Tin Shed behind Head Office Bandra ... ..	...	183	183
Total : I.—General Supervision, etc. ...	1,06,408	40,331	1,46,739
<b>II.—Water Works.</b>			
Works completed (as per report of 1960-61) ... ..	75,645	...	75,645
Expenditure during 1961-62 ... ..	...	...	...
Total II.—Water Works ...	75,645	...	75,645
<b>V.—Public Health Department.</b>			
Works completed (as per report of 1960-61) ... ..	11,466	...	11,466
<b>A.—GENERAL SUPERINTENDENCY.</b>			
<b>(d) Malaria and Insecticides.</b>			
<b>VIII.—New Works.</b>			
Construction of Motor Carage in the Compound of Gazdar Hall, Andheri ... ..	...	1,273	1,273
Construction of partition of half round painted glass at Gazdar Hall, Andheri ... ..	...	681	681
Total V.—Public Health Department ...	11,466	1,954	13,420
<b>VI.—Medical Relief and Education.</b>			
Works completed (as per report of 1960-61) ... ..	3,64,551	...	3,64,551
<b>A.—HOSPITALS AND MATERNITY HOMES.</b>			
<b>(a) Hospitals</b>			
<b>(i) K. B. Bhabha Hospital, Bandra.</b>			
<b>IX.—New Works.</b>			
Providing night lamps in the Wards of K. B. Bhabha Hospital, Bandra ... ..	...	131	131
Providing and fixing ceiling fans at K. B. Bhabha Hospital, Bandra ... ..	...	797	797
Providing and fixing on exhaust fan, one ceiling fan and two lights ... ..	...	240	240
<b>(ii) K. B. Bhabha Hospital, Kurla.</b>			
<b>IX.—New Works.</b>			
Providing 9" S.W. pipe lines at K. B. Bhabha Hospital Kurla ... ..	...	5,217	5,217
Construction of cooking platform at the K. B. Bhabha Hospital, Kurla ... ..	...	426	426
Providing electric meter in the Patients department, etc. ....	209	25	234
Asphalting the entire portion inside garden all round main Building and front portion of New Building, etc., at K. B. Bhabha Hospital, Kurla ... ..	...	1,285	1,285
Providing and fixing fluorescent tube light in K. B. Bhabha Hospital, Kurla ... ..	...	1,909	1,909
<b>(iii) Municipal General Hospital, Rajawadi, Ghatkopar.</b>			
Providing Red lamp in the compound of S. V. Gandhi and M. A. Vora, M. G. Hospital, Ghatkopar ... ..	...	91	91
Construction of 50 bedded Hospital and additional floor over existing one etc. at M. G. Hospital, Ghatkopar ... ..	40,841	9,921	50,762
Carried forward ...	4,05,601	20,042	4,25,643



## APPENDIX No. 4 A.—Contd.

	Expenditure upto 31-3-1961.	Expenditure during the year 1961-62.	Total Expenditure upto 31-3-1962.
	Rs.	Rs.	Rs.
<b>A.—HOSPITALS AND MATERNITY HOMES.</b>			
<b>(b) Maternity Homes.</b>			
Brought over	4,05,601	20,042	4,25,643
Construction of a temporary shed in the compound of Municipal Maternity Home, Chembur for accommodating new Ambulance Van ... ..	...	1,949	1,949
Installation of electric water meter in the Municipal Maternity Home at Kherwadi ... ..	...	100	100
<b>B.—DISPENSARIES.</b>			
<b>(a) Dispensaries for Out-patients.</b>			
<i>Allopathic.</i>			
<b>VI.—New Works.</b>			
Provision of a wash basin for Dispensing Room at B. M. H. Wadia Dispensary at Old Kurla, etc. ... ..	...	148	148
Electric Installation of the Dispensary Building at Jogeshwari Squatters Colony ... ..	...	102	102
Providing light points in the Lavatory in the M. O.'s Quarters inclusive of one for passage, etc. N. J. Wadia Dispensary, Andheri ... ..	...	107	107
Providing and fixing wash basin, etc., in M. O.'s Room and in Dressing Room at N. J. Wadia Dispensary, Andheri ... ..	...	21	21
Extension of quarters in the compound of N. J. Wadia Dispensary, Andheri ... ..	...	836	836
White washing to walls and oil painting the wood, etc., Dispensary and M. O. Quarters at Chembur ... ..	...	1,423	1,423
<b>(b) Municipal Mobile Dispensary, Rajawadi, Ghatkopar.</b>			
<i>VI.—New works.</i>			
Extension of the existing Garage of the Mobile Van of Municipal Mobile Dispensary, Rajawadi in the compound of S. V. K. Maternity Home, Ghatkopar ... ..	...	364	364
Total: VI.—Medical Relief and Education ... ..	4,05,601	25,092	4,30,693
<b>VII.—Street Cleansing and Conservancy, etc.</b>			
Works completed (as per report of 1960-61) ... ..	2,40,065	...	2,40,065
<b>D.—HALALKHORE SERVICE.</b>			
<b>(a) Cleansing and Sanitation.</b>			
<i>V.—New works.</i>			
Providing Brick work with windows for open space in the Galaries of E and F Blocks at Conservancy Labour Staff Quarters at Kurla ... ..	...	3,911	3,911
Construction of eight seated W.C. blocks at the Conservancy Labour staff Quarters at Khar ... ..	...	7,073	7,073
<b>(c) Pumping Stations in Suburbs.</b>			
Providing control arrangement on 36" dia. main sewer leading to Ghatkopar Pumping Station. ... ..	84	1,493	1,577
Providing control arrangement on 24" dia. main sewer leading to Kurla Pumping Station ... ..	157	1,082	1,239
Remodelling Chimbai Pumping Station ... ..	...	12,585	12,585
Providing control arrangement for increased sewage in Ghatkopar, Kurla, Pumping Stations ... ..	...	215	215
Total: VII.—Street Cleansing and Conservancy ... ..	2,40,306	26,359	2,66,665
<b>VIII.—Roads, S.W. Drains and Public Lighting.</b>			
Works completed (as per report of 1960-61) ... ..	21,28,014	...	21,28,014
<b>B.—MAINTENANCE OF ROADS.</b>			
<i>VI.—New Works.</i>			
Replacing the broken gates at Northern Bridge at Irla Nalla ... ..	5,341	2,145	7,486
Providing Traffic Island at the Junction of National Library Road, Bandra ... ..	5,395	412	5,807
<b>D.—MAINTENANCE OF S.W. DRAINS, ETC.</b>			
<i>New Works.</i>			
Replacing the Reflux valves at Irla Nalla ... ..	...	3,700	3,700
Remodelling the old drains, etc., in the compound of Ghatkopar Office Building ... ..	...	629	629
Total: VIII.—Roads, S.W. Drains, etc. ... ..	21,38,750	6,886	21,45,636
<b>IX.—Mechanical.</b>			
Works completed (as per report of 1960-01) ... ..	7,339	...	7,339
Expenditure during 1961-62 ... ..	...	...	...
Total: IX.—Mechanical ... ..	7,339	...	7,339

## APPENDIX No. 4 A.—Cont'd.

	Expenditure upto 31-3-1961.	Expenditure during th. year 1961-62.	Total Expenditure upto 31-3-1962.
	Rs.	Rs.	Rs.
Brought over ...	...	...	...
<b>X.—Buildings, Land Acquisition and Management.</b>			
Works completed (as per report of 1960-61) ...	2,30,552	...	2,30,552
Expenditure during 1961-62 ...	...	...	...
Total: X.—Buildings, Land Acquisition & Management	2,30,552	...	2,30,552
<b>XI.—Fire Brigade.</b>			
Works completed (as per report of 1960-61) ...	16,882	...	16,882
<b>A.—MAINTENANCE.</b>			
<b>VII.—New Works.</b>			
Providing electric lights, etc., at Fire Brigade Station, Andheri ...	...	809	809
Construction of masonry compound wall to the Eastern and Western side boundaries at Andheri Fire Brigade Station ...	...	2,991	2,991
Total: XI.—Fire Brigade ...	16,882	3,800	20,682
<b>XIII.—Gardens and Open Spaces.</b>			
Works completed (as per report of 1960-61) ...	1,47,414	...	1,47,414
<b>A.—MAINTENANCE.</b>			
<b>(a) Gardens and Open Spaces.</b>			
Providing Garden at Mount Mary Road ...	...	11,093	11,093
Providing Recreation Ground in T.P.S. II Plot No. 140, Vile Parle East ...	6,528	5,109	11,637
Providing two springs on one frame at Ishwarlal Park, Vile Parle ...	...	617	617
Providing play apparatus at Santacruz ...	...	140	140
Providing two springs and frames at Santacruz Gymkhana plot ...	...	1,067	1,067
Total: XIII.—Gardens and Open Spaces ...	1,53,942	18,026	1,71,968
<b>XIV.—Markets and Slaughter Houses.</b>			
Works completed (as per report of 1960-61) ...	1,64,771	...	1,64,771
<b>A.—MARKETS AND SLAUGHTER HOUSES.</b>			
<b>(b) Municipal Markets.</b>			
<b>VI.—New Works.</b>			
Providing C. C. path Way covering C. C. drain, repairing G. I. sheets, etc., at Bridges Market, Kurla ...	...	6,995	6,995
Construction of New 41 temporary stalls at Bazarwada Market ...	...	100	100
Providing Hooks for hanging carcasses at Chembur Slaughter House ...	...	1,304	1,304
Connecting the cesspool attached to the Chembur Market to Municipal sewer ...	...	7,121	7,121
Providing 6 tube lights at Andheri Market ...	...	358	358
Buildings additional barricade at entrance at Khar Market ...	...	492	492
Providing four Storage tanks, three at Andheri Market and one at V. P. Market... ..	...	9,118	9,118
Providing hooks for hanging carcasses at Andheri Slaughter Houses ...	...	813	813
Construction of additional W. Cs. for Femaels at Santacruz Market ...	...	1,568	1,568
Temporary expansion of Slaughter House at Andheri ...	...	2,865	2,865
<b>(c) Kurla Slaughter House.</b>			
<b>VI.—New works.</b>			
Construction of Rubble Stone masonry walls and Refuse container at Slaughter House, kasai-wada, Kurla ...	...	342	342
Total: XIV.—Markets and Slaughter Houses ...	1,64,771	31,076	1,95,847
<b>SUMMARY.</b>			
I.—General Supervision and Collection of Revenue ...	1,06,408	40,331	1,46,739
II.—Water Works ...	75,645	...	75,645
V.—Public Health Department ...	11,466	1,954	13,420
VI.—Medical Relief and Education ...	4,05,601	25,092	4,30,693
VII.—Street Cleansing and Conservancy ...	2,40,306	26,359	2,66,665
VIII.—Roads, S.W. Drains and Public Lighting ...	21,38,750	6,886	21,45,636
IX.—Mechanics ...	7,339	...	7,339
X.—Buildings, Land Acquisition and Management ...	2,30,552	...	2,30,552
XI.—Fire Brigade ...	16,882	3,800	20,682
XIII.—Gardens and Open Spaces ...	1,53,942	18,026	1,71,968
XIV.—Markets and Slaughter Houses ...	1,64,771	31,076	1,95,847
Grand Total ...	35,51,662	1,53,524	37,05,186

## APPENDIX No. 5

Revenue Accounts Balance sheet as at 31st March 1962.

LIABILITIES.	Rs.	ASSETS.	Rs.	nP.
<b>Debts—</b>		Cash at Bank	20,72,805	72
Due on Cash Bills Outstanding Account	18,463.80	Cash in Office	10,64,367	62
Due on Cheques payable	7,38,946.43	Current Account with the State Bank of India, Bombay for payment of interest on Suburban Loans	13,034	53
Due on Outstanding Charges for 1961-62 and previous year (vide Appendix No. 4)	36,64,048.00	Bombay Municipal Corporation Loans Interest Warrants payable Account	2,48,273	15
Due on Outstanding Charges on account of interest accrued but not paid (vide details shown in Appendix No. 14)	4,60,805.19		33,98,481	02
Deposits in cash and public securities from contractors and private parties (vide details shown in Appendix No. 13)	1,20,15,080.27	Plant and Machinery Balance on 1-4-1961	4,35,484.24	
	1,68,97,343.69	Add—Expenditure during 1961-62	0.02	
		Less—Amount recouped	4,35,484.26	2,68,839
			1,66,544.87	39
Public Monuments Maintenance Fund (vide details shown in Appendix No. 16B)	34,017.94	Public Monuments Maintenance Fund (vide Appendix No. 16B)	34,000.00	17.94
Special Funds as at 31st March 1962—				34,017
Water Mains Depreciation Fund	66,883.38	Advances Recoverable (vide Appendix No. 12)—		
Hospital Fund	1,23,991.76	Municipal Officers		57,160
Secondary Schools Committee Gymnasium Fund	4,685.15	Departmental Works		26,13,794
	1,95,566.29	Private Works		3,70,976
Surplus Revenue Fund (vide Appendix No. 2)	63,04,448.94	Sundries, Misc. Advances		31,87,909
		Advances for Improvement of Private Streets		1,84,665
		Purchase of Petrol and Diesel Oil		4,53,364
		Municipal Contractors		440
		Demolition of Shades		5,100
				63,73,502
				21
		<b>Deposit in Public Securities—</b>		
		With the State Bank of India	2,62,590	00
		With the Reserve Bank of India, Bombay	300	12
		In Office	1,79,400	00
			4,42,290	12
		<b>Investments</b>		
			Rs.	Rs.
		†Special Funds		
		Water Mains Depreciation Fund	66,842.74	45.64
		Hospital Fund	1,23,791.87	199.89
		Secondary Schools Committee Gymnasium Fund	4,600.00	86.15
			1,95,234.61	331.68
		<b>Surplus Fund—</b>		
			Face Value.	Cost.
		3% Govt. Pro. Notes 1986-97.	10,700	10,838.10
		3% Conv. Loan 1946-86	6,82,900	6,64,037.09
		3% Govt. Loan 1963-65	1,99,400	1,99,265.26
		3% Govt. Funding Loan 1966-68.	4,600	4,600.00
		3½% Municipal Debentures 1958 (Budget A)	3,200	3,097.00
		4½% Municipal Debentures 1961 (Budget D)	600	595.50
			45,04,800	45,04,800.00
			55,05,200	54,87,282.95
		In Cash Fixed, Call and Current Account Deposits	67,31,396.94	1,22,18,679
				89
<b>Total</b>	<b>2,34,31,376.86</b>	<b>Total</b>	<b>2,34,31,376</b>	<b>86</b>

† For Face, Purchase and Market Value of each kind of Securities held in the Special Funds please see Appendix No. 16.

## APPENDIX No 6.

*Statements of Special Funds 1961-62*

<b>Water Mains Depreciation Fund.</b>		<i>Dr.</i>	<i>Cr.</i>
		Rs. nP.	Rs. nP.
Balance on 1st April 1961	...	...	63,657 81
Interest realized during the year	...	...	3,230 57
Expenditure incurred during the year	...	...	...
Balance on 31st March 1962 as per Balance Sheet, Appendix No. 5		66,888 38	...
<b>Total</b>	...	66,888 38	66,888 38

*Hospital Fund.*

		<i>Dr.</i>	<i>Cr.</i>
		Rs. nP.	Rs. nP.
Balance on 1st April 1961	...	...	1,23,991 76
Balance on 31st March 1962 as per Balance Sheet, Appendix No. 5		1,23,991 76	...
<b>Total</b>	...	1,23,991 76	1,23,991 76

*Public Monuments Maintenance Fund.*

		<i>Dr.</i>	<i>Cr.</i>
		Rs. nP.	Rs. nP.
Balance on 1st April 1961	...	...	34,017 94
Donations received during the year	...	...	...
Balance on 31st March 1962 as per Balance Sheet, Appendix No. 5		34,017 94	...
<b>Total</b>	...	34,017 94	34,017 94

*Secondary Schools Committee Gymnasium Fund (Bandra)*

		<i>Dr.</i>	<i>Cr.</i>
		Rs. nP.	Rs. nP.
Balance on 1st April 1961	...	.....	4,549. 91
Interest realised during the year	...	.....	136. 24
Balance on 31st March 1962 as per Balance Sheet, Appendix No. 5		4,686. 15	.....
<b>Total</b>	...	4,686. 15	4,686. 15

**APPENDIX No. 7**  
**Capital Fund Balance Sheet as at 31st March 1962**

LIABILITIES.		ASSETS.	
	Rs.	nP.	
<b>Loans Outstanding—</b>			<b>Block Account—</b>
Due to Government— 5,13,210 77			
Due to Public— 6,86,35,500 00			<b>Loan funds—</b>
(Vide details as shown in Appendix No. 11). ...	6,91,48,710	77	Property and Assets at original cost as per Appendix No. 8
<b>Trust Fund Account—</b>			7,35,81,557 35
Donation for School Building at—			<b>Trust Fund—</b>
New Mandala ...	Rs. nP.		Expenditure as per Appendix No. 8 ...
Extension to School at Madh ...	11 75		3,07,215 69
	682 56		<b>Sinking Fund—</b>
			As per Appendix No. 10 ...
		694 31	†1,29,08,968 94
<b>Surplus—</b>			<b>Loan and Trust Fund—</b>
Capital Assets at original cost, over			Face Value. Rate. Book Value.
Liabilities—			Rs. Rs. Rs.
Sinking Fund on Loans 1,29,08,968 94			3% Govern- ment Loan 1963-65 3,100 @ Par 3,100 00
Loan Redemption Fund 10,18,272 71			3% Conversion Loan 1946-86 75,000 @Par 75,000 00
Contribution from Trust Fund 3,00,215 69			78,100 78,00 00
Contribution from Govern- ment ... 81,92,044 19			In Fixed Deposits ... 48,00,000 00
Contribution from Budget A 3,00,000 00			In Call Deposit ... 2,00,000 00
	2,27,19,501	53	In Cash ... 64 63
			* 50,78,164 63
<b>Grand Total ...</b>	<b>9,18,68,906</b>	<b>61</b>	<b>Grand Total ... 9,18,68,906 61</b>

† For face Purchase and Market values of securities held in the Sinking Funds, please see appendix No. 16A.

\* Includes Rs. 694. 31 being balance on account of Trust Fund.

**APPENDIX No. 8**  
**SUMMARY**

	Total Capital expenditure upto 31st March 1961.	Expenditure during 1961-62.	Total Capital expenditure upto 31st March 1962.
	Rs.	Rs.	Rs.
<b>(1) Loan Funds.</b>			
I.—General Supervision, Collection of Revenue, etc. ...	7,83,523.18	1,23,518.46	9,07,041.64
II.—Water Works ...	1,44,83,530.80	20,41,840.05	1,65,25,370.85
III.—Education Primary ...	1,15,910.24	8,113.35	1,24,023.59
IV.—Education Secondary ...	14,328.02	35,710.07	50,038.09
V.—Public Health Department ...	48,983.35	1,06,700.33	1,55,683.68
VI.—Medical Relief and Education ...	13,32,035.99	2,77,428.30	16,09,464.29
VII.—Street Cleansing and Conservancy, Road Watering and Halalkhore Service ...	2,34,51,942.90	22,82,833.57	2,57,34,776.47
VIII.—Roads, S. W. Drains and Public Lighting ...	1,14,37,219.62	42,82,058.77	1,57,19,278.39
IX.—Mechanical ...	...	36,400.00	36,400.00
X.—Buildings, Land Acquisition and Management ...	43,21,014.39	8,70,865.34	51,91,879.73
XI.—Fire Brigade ...	9,89,135.44	55,216.72	10,44,352.16
XIII.—Gardens and Open Spaces ...	3,17,020.09	4,12,185.40	7,29,205.49
XIV.—Markets and Slaughter Houses ...	4,84,429.90	1,00,256.84	5,84,686.74
XV.—Village Amenities ...	21,54,591.20	2,08,323.44	23,62,914.64
Plant and Machinery ...	19,71,878.49	11,344.63	19,83,223.12
Discount and other charges on Loans ...	8,23,218.47	...	8,23,218.47
<b>(1) Loan Funds—Total ...</b>	<b>6,27,28,762.08</b>	<b>1,08,52,795.27</b>	<b>7,35,81,557.35</b>
<b>(2) Trust Fund ...</b>			
Works Executed ...	2,85,215.69	15,000.00	3,00,215.69
<b>Grand Total ...</b>	<b>6,30,13,977.77</b>	<b>1,08,67,795.95</b>	<b>7,38,81,773.04</b>

**APPENDIX No. 8**  
**Block Account showing details of Capital**  
**Expenditure upto 31st March 1962.**

Name of the Work.	Total Capital Expenditure upto 31st March 1961.	Expenditure during 1961-62.	Total Capital Expenditure upto 31st March 1962.
	Rs.   nP.	Rs.   nP.	Rs.   nP.
<b>I.—GENERAL SUPERVISION, COLLECTION OF REVENUE, Etc.</b>			
Works completed upto 31st March 1961	3,29,786 20	...	3,29,786 20
Works in progress—			
Purchase of land at Kurla and Chembur for Ward Office Building (Land M Wards)	20,410 38	2,000 00	22,410 38
Extension of Municipal office Building at Ghatkopar	104 74	...	104 74
Construction of an L type office Building in the Compound of Central Municipal office at Waterfield Road Bandra	4,33,221 86	1,21,518 46	5,54,740 32
Total—Works in Progress	4,53,736 98	1,23,518 46	5,77,255 44
Total I.—General Supervision, etc.	7,83,523 18	1,23,518 46	9,07,041 64
<b>II —WATER WORKS.</b>			
Works completed up to 31st March 1961	20,31,640 22	...	20,31,640 22
Works in progress—			
Providing 12" main along Bombay Agra Road from Ghatkopar to Vikhroli	2,41,520 67	13,596 45	2,55,117 12
Laying a 12" water main along Bombay Agra Road from Powai Road to Bhandup	3,67,099 94	12,885 11	3,79,985 05
Laying a 9" main along Linking Road (Dadabhai Road) from its junction with Juhu Road, upto 9th Road, Khar and 6" mains along North, Main and South Avenues in Gazdar Scheme, Santacruz West...	84,557 90	26 50	84,584 40
Overhauling the Distribution Mains at Vile Parle	2,11,754 56	...	2,11,754 56
Providing water-supply to Mohile Village on Vihar Saki Road	32,452 37	...	32,452 37
Enlarging the existing 3" C.I. main in Tilak Road and Upasari a Lane from the junction of Khokani Lane to Vallabhbaug Lane to 6" size and extending the same along Tilak Road towards South for 1,000' length	36,684 92	200 00	36,884 92
Replacing 8" > 6" water main in Hill Road Bandra, by 12" > 9" main from its junction with Ghodbunder Road to Chimbai Church	1,16,643 40	...	1,16,643 40
Enlarging 6" > 5" > 4" > 3" water main along Juhu Road from its junction with Station Road upto Juhu Koliwada to 9" size	2,97,588 10	132 34	2,97,720 44
Providing additional hydrants in the suburbs wherever necessary	61,396 57	8,963 45	70,360 02
Overhauling the distribution mains at Santacruz	1,58,883 31	...	1,58,883 31
Enlarging the existing water main and laying new water mains in Road at Chembur for Chembur Development Scheme	2,68,313 58	22,832 76	2,91,146 34
Fabricating and laying 36"24" diameter pipe line for proposed Oil Refineries at Trombay	12,27,903 17	12,428 65	12,40,331 82
Enlarging 3" > 2" main in Mahtab Lane and Jewish Colony to 6" size and extending it further to Bombay Agra Road	39,410 74	4,583 85	43,994 60
II.—Water Works—Works in Progress—Carried over	31,41,209 23	75,649 12	32,19,858 35
II —Water Works—Works Completed—Carried over	20,31,640 22	...	20,31,640 22



**APPENDIX 8—(Contd.)**  
**Block Account showing details of Capital**  
**Expenditure upto 31st March 1962.**

Name of the Work.	Total Capital Expenditure upto 31st March 1961.	Expenditure during 1961-62.	Total Capital Expenditure upto 31st March 1962.
	Rs. nP.	Rs. nP.	Rs. nP.
II.—Water Works—Works Completed Brought over ...	20,31,640 22		20,31,640 22
II.—Water Works—Works in Progress—Brought over ...	31,44,209 23	75,649 12	32,19,858 35
Remodelling water supply distribution system in 'K' Ward ...	3,72,818 47	85,706 88	4,58,525 35
Laying a 12" main along Kurla, Andheri Road from Tansa main to Saki Naka and 9" main along Marol Maroshi Road ...	1,78,388 65	1,346 69	1,79,735 34
Laying small sized mains wherever necessary ...	1,91,030 54	70,989 50	2,62,020 04
Laying 12" > 9" > 6" water main along Bombay Agra Road, Kurla ...	1,86,401 27	157 13	1,86,558 40
Enlarging the existing water main in Danda Village, Bandra ...	50,735 09	6,285 42	57,020 51
Laying a 12" water main along Bombay Agra Road, Bhandup from Town Duty Office towards North upto Greater Bombay Municipal limits ..	1,01,569 91	...	1,01,569 91
Enlarging 3" water main to 6" along North, Main and South Avenue and providing 4" water main along Western, Central and East Avenue Santacruz ...	56,906 97	789 00	57,695 97
Laying 6" and 4" water mains in certain roads in Khar Scheme ..	58,758 18	...	58,758 18
Laying 4" and 6" water mains in Andheri Gaothan (K Ward) ..	13,087 11	11,379 45	24,466 56
Enlarging the existing 3" water main in Saraswati Road, Santa Cruz to 12" > 9" > 6" size and extending it ...	45,543 21	Cr. 213 68	45,329 53
Laying a 6" water main in Pandya Lane, Juhu ...	8,379 51	...	8,379 51
Enlarging the existing water mains and laying new water mains in T.P.S. III, Santa Cruz ...	90,341 42	3,556 21	93,897 63
Providing 9" > 6" water main for Mahul Village ...	80,725 14	19,536 83	1,00,261 97
Laying 18" water main in Ghodbunder Road from its junction with Cave Road Jogeshwari to Greater Bombay Municipal Limits (upto Oshivara Bridge) ...	3,04,756 19	3,969 02	3,08,725 21
Laying 18" > 15" > 12" water main along Caves Road, Jogeshwari ...	1,60,718 96	Cr. 4,725 67	1,55,993 29
Enlarging the existing 6" and 4" water main in Old Nagardas Road and Parsi Panchayat Road to 9" > 6" size and extending it ...	57,416 09	5,555 56	62,971 65
Enlarging the existing 2" main in Marol Village to 4" size ...	12,517 60	Cr. 1 34	12,516 26
Laying 18" main along Sion Trombay Road upto Borla Village ..	12,91,100 43	Cr. 221 10	12,90,879 33
Laying water mains in Juhu Vile-Parle Development Scheme ..	10,03,473 71	1,52,835 55	11,56,307 26
Laying 9" C.I. main along Kanjur Village Road from its junction with Bombay Agra Road, Bhandup ...	78,686 13	733 93	79,420 06
Laying 6" main in Bamanpuri Road from its junction with Kurla Andheri Road to Bamanpur Village and 3" main inside the village ..	30,214 14	1,225 53	31,439 67
Laying 6" main in passage connecting Swadeshi Mill Road and Sion Trombay Road ...	26,040 06	323 12	26,363 18
Laying a 6" water main along Irla Road Vile Parle ...	18,139 64	928 46	19,068 10
Replacing and extending 3" main along 1st Road Khar by 9" main from Linking Road to Danda Bus Terminus ...	61,232 22	...	61,232 22
II.—Water Works—Work in Progress—Carried over ...	76,23,189 87	4,35,805 61	80,58,995 48
II.—Water Works—Works Completed Carried over ..	20,31,640 22		20,31,640 22

**APPENDIX No. 8—(Contd.).**  
**Block Account showing details of Capital**  
**Expenditure upto 31st March 1962.**

Name of the Work.	Total Capital Expenditure upto 31st March 1961.		Expenditure during 1961-62.		Total Capital Expenditure upto 31st March 1962.	
	Rs.	nP.	Rs.	nP.	Rs.	nP.
II.—Water Works—Works Completed—Brought over ...	20,31,640	22			20,31,640	22
II.—Water Works—Works in Progress—Brought over ...	76,23,189	87	4,35,805	61	80,58,995	48
Enlarging 3" main on Linking Road, Khar, to 9" size from its junction with Khar Pali Road to 9th Road ...	50,176	51	3,205	43	53,381	94
Enlarging the existing 2" water main along Dixit Road Vile Parle to 6" size and extending it upto Playground Road ...	23,147	52	6,396	13	29,543	65
Laying 4" and 6" water mains in T.P.S. No. III Bandra ...	1,95,586	35	10,762	42	2,06,348	77
Enlarging the existing 2" water main in Playground Road Vile Parle to 9" size and extending it along Dixit Road Extension ...	30,932	81	...		30,932	81
Laying 4" water mains in Lanes off Juhu Road ...	30,858	76	85	68	30,944	44
Enlarging the existing 3" water main in Sherlyand Rojan Villages in Bandra to 6" size ...	26,296	90	359	72	26,656	62
Enlarging the existing 3" water main in Mount Carmel Road to 6" and providing 4" water main in Rebello Road in Suburban Scheme No. 8 Bandra ...	25,626	04	...		25,626	04
Laying 4" and 3" water main in Lanes off Perry Road and Andrews Road, Bandra 'H' Ward ...	24,106	92	204	42	24,311	34
Laying water mains in Andrew's Lane, Cottage Lane, Croft Lane and Gujjar Lane Santa Cruz ...	20,043	48	Cr. 234	81	20,708	67
Laying 4" water main in Chapel Lane and Tank Street, Santa Cruz ...	19,379	03	...		19,379	03
Laying two 24" dia. water mains in Linking Road and Pali Danda Road and Hill Road ...	58,360	52	Cr. 58,361	00	Cr. 0	48
Laying a 24" connection off 24" Tulsi main at Bandra (near Slaughter House) for length of 1,800 R. ft. ...	1,30,053	23	...		1,30,053	23
Laying 30" branch connection off 24" Tulsi main at Khar Railway Station upto Pali Hill ...	2,84,683	29	76,116	15	3,60,799	44
Providing 4" and 6" water mains in Khar Village ...	23,880	03	946	49	24,826	52
Extending the 6" water main in Sion Trombay Road for a length of 3,500 R. ft. from Chitah Camp ...	41,666	93	21	26	41,688	19
Laying water mains in the proposed roads in Kurla Kamgar Co-operative Housing Society ...	10,439	05	2,519	31	12,958	36
Enlarging the existing 5" water main Mahatma Gandhi Road from Sion Trombay Road to Cemetery, Gh. tkopar ...	2,01,807	82	6,654	06	2,08,461	88
Enlarging the existing 3" water main to 9" in Chium Village, Bandra ...	26,515	80	...		26,515	80
Conversion of underground hydrants into stand post hydrants ...	11,298	70	618	02	11,916	72
Enlarging water mains in Vile Parle East-North of Hanuman Road ...	1,42,423	38	24,906	19	1,67,329	57
Laying 6" water main in Byramji Jeejeebhoy Road, Bandra ...	58,412	51	Cr. 270	60	58,141	91
Laying 4" water main in Bulsroyce Colony off Nehru Road, Santacruz ...	13,953	89	352	61	14,306	50
Improving water supply of Carter Road, Perry Cross Road and Danda Village, Bandra ...	1,26,383	26	...		1,26,383	26
Laying 12" water main in Turner Road and Perry Road, Bandra ...	1,19,553	95	53	61	1,19,607	56
Laying 9" water main in proposed road connecting Parsi Panchayat Road and Hindu Friends' Society ...	1,820	49	1	45	1,821	94
Laying 4" water main in Tulsi Pipe Road, Vakola ...	4,732	54	681	43	5,413	97
Laying 6" water main in Station Road and Gazdar Road, Andheri ...	23,376	09	8	75	23,384	84
Laying 6" water main in Vallabhbhai Road and Sarojini Road, Vile Parle (West) ...	22,678	77	496	00	23,174	77
Laying 12" water main along Gh. tkopar Mahul Road from its Junction with Sion Trombay Road to Anik Village. ...	62,486	99	309	62	62,796	61
Total—Works in Progress ..	94,34,771	43	5,11,637	95	99,46,409	38
II—Water Works—Works Completed Carried over ...	20,31,640	22	...		20,31,640	22

**APPENDIX No. 8—(Contd.).**  
**Block Account showing details of Capital**  
**Expenditure upto 31st March 1962.**

Name of the Work.	Total Capital Expenditure upto 31st March 1961.		Expenditure during 1961-62.		Total Capital Expenditure upto 31st March 1962.	
	Rs.	nP.	Rs.	nP.	Rs.	nP.
II.—Water Works Works—Completed Brought over ...	20,31,640	22	...	...	20,31,640	22
I.—Water Works—Works in progress—Brought over ...	94,34,771	43	5,11,637	95	99,46,409	38
Laying water mains in T. P. S. IV, Bandra ...	58,112	89	1,394	03	59,506	92
Laying 4" water main in Vakola Village, Santa Cruz (East) ...	27,074	62	Cr. 55	76	27,018	86
Laying 4" water mains in 1st and 2nd Gaothan Lanes, Santa Cruz ...	15,170	08	5	53	15,175	61
Laying 24" > 18" < 24" water main along Central Salsette Track and Madhavdas Amarsey Road between Tansa main at Sahar and Ghodbunder Road, Andheri ...	6,57,282	47	17	33	6,57,299	80
Laying 4" water mains in new roads at Kol-Dongri area, Vile Parle, South of Central Salsette Track ...	10,085	01	...	...	10,085	01
Laying a 6" water main in the proposed road joining Hall Lane and Village Lane, Kurla ...	19,125	82	Cr. 3,329	08	15,796	74
Laying 9" & 6" water mains in the roads of Rajawadi Scheme Ghatkopar ...	61,269	87	39,645	47	1,00,915	34
Providing water mains in Dawood Baug Road Mukund Patil Road and other Lanes on Jayaprakash Road, Andheri ...	36,702	32	1,635	84	38,338	16
Providing water mains in Bhoiwada Cross Road Bandra ...	1,270	50	3,194	59	4,465	09
Laying a 6" water main in extension of Shradhanand Road, Vile Parle (East) with Standpost hydrants ...	13,297	25	...	...	13,297	25
Laying 6" > 4" > 3" water mains in Pali Hill, Bandra ...	44,209	28	...	...	44,209	28
Enlarging the existing water mains and providing additional mains in roads in Vile Parle (East) ...	1,40,419	40	28,329	40	1,68,748	80
Laying water main in Bajaj Road, North Pond Road Vithalbhai Road, Ansari Road, Rashtriya Shala Road and Bapubhai Vashi Road, Vile Parle (West) ...	50,060	16	426	89	50,487	05
Improving water supply at Willingdon Colony, Santacruz and neighbouring areas ...	72,804	62	1,752	10	74,556	72
Laying 4" water mains in lanes in Pali Village ...	2,704	02	7,461	84	10,165	86
Laying 4" water mains with hydrants in roads off Ghodbunder Road, Bandra and neighbouring areas ...	56,530	22	34,647	78	91,178	00
Laying 24" water main along Ghodbunder Road between Madhavdas Amarsey Road, Andheri and Juhu Road Santa Cruz ...	3,38,408	38	1,19,944	28	4,58,352	66
Providing water mains in Gazdar Scheme, Linking Road, Santacruz and neighbouring areas ...	1,40,022	08	77,443	52	2,17,465	60
Laying a 12" water main in Central Salsette Road from its junction with Kole Kalyan Road (3,500 R. ft.) ...	90,579	19	7,986	65	98,565	84
Laying 9" A C main in proposed road North of Stanvac Refineries, Trombay ...	80,023	93	8,846	63	88,870	56
Laying water mains in Kantawadi Scheme, Bandra ...	20,527	09	80	20	20,607	29
Laying 4" water main Khotwadi, Santacruz West ...	8,662	10	69	74	8,731	84
Laying 4" water main in the road leading to Mulgaon and Kali Caves, Andheri ...	49,545	94	364	46	49,910	40
Laying water mains in 17th Road and 20th Road, Khar in T.P.S. No. VI, Bandra ...	24,723	41	934	98	25,658	39
Laying 4" water main in Khimji Lane, Ghatkopar ...	6,918	38	1,761	85	8,680	23
Enlarging the existing 2" main to 4" size in Joshi Lane and laying 4" main in Laxmi Narayan (Lane at) Ghatkopar, 'N' Ward ...	14,863	43	3,633	01	18,496	44
Laying 4" main in concrete passage in Khajuri Bhatti at Kurla, 'L' Ward ...	5,610	95	4,183	47	9,794	42
Laying water mains for proposed Housing Colony at Vikhroli, 'N' Ward ...	5,875	08	42,648	75	48,523	83
Total—Works in Progress ...	1,14,86,649	92	8,94,661	45	1,23,81,311	37
Total, II.—Water Works completed—Carried over ...	20,31,640	22	...	...	20,31,640	22

## APPENDIX No. 8—(Contd.).

## Block Account showing details of Capital

## Expenditure upto 31st March 1962.

Name of the Work.	Total Capital Expenditure upto 31st March 1961.		Expenditure during 1961-62.		Total Capital Expenditure upto 31st March 1962.	
	Rs.	nP.	Rs.	nP.	Rs.	nP.
II.—Water Works—Works completed—Brought over ...	20,31,640	22	...	...	20,31,640	22
II.—Water Works—Works in progress—Brought over ...	1,14,86,649	92	8,94,661	45	1,23,81,311	37
Laying 3" C.I. main connecting the existing two dead ends in Anandaji Lane at Ghatkopar ...	3,099	01	...	...	3,099	01
Enlarging the existing 2" main to 4" size in Kokhani Lane at Ghatkopar, 'N' Ward ...	5,555	79	2,241	33	7,797	12
Enlarging existing 3"-2" main to 6"-4" size in Jayantilal Vajshnav Road upto Railway Culvert at Ghatkopar, 'N' Ward ...	21,630	18	9,970	36	31,600	54
Laying 9" main for Siddharth Colony near Vakola, Santacruz East ...	24,384	43	1,762	40	26,146	83
Laying 12" main for Jbwarh Nagar East of Khar ...	1,10,405	69	12,488	24	1,22,893	93
Laying water mains in Kherwadi Scheme Bandra, 'H' Ward ...	22,284	76	112	40	22,397	16
Proposed layout of water mains in proposed development Scheme at Kherwadi and in Western express high-way at Bandra ...	1,33,276	34	47,644	13	1,80,920	47
Enlarging 2" main to 6" along Sahar Road and Central Salsette Track for a length of 2,800 Rft. ...	36,973	79	530	73	37,504	52
Laying 12" and 6" mains along Chembur Govandi Road upto Industrial Housing Scheme at Station Colony, Chembur (M Ward) ...	1,04,959	66	305	62	1,05,265	28
Laying 4" water main along Janata Market (Subhash Nagar) at Bhandup ...	199	29	5,546	70	5,745	99
Laying 4" main in 5th Road 4th Road Khar Pali Road East at Ghodbunder Road near Khar Railway Station H Ward ...	6,811	71	9,619	18	16,430	89
Enlarging and laying water mains in Khar Scheme West of Ghodbunder Road Khar ...	40,127	40	39,511	17	79,638	57
Enlarging the existing 2" main to 4" size and laying 4" main in Coliari Village Santacruz East ...	9,073	77	10,163	04	19,236	81
Laying 4" main along 25th Road 28th Road and 31st Road in 'T. P. Scheme III. Bandra ...	2,825	45	11,666	59	4,492	04
Laying 4" main in Tagore Road at Santacruz H Ward ...	1,606	52	2,801	77	4,408	29
Laying 9" main in 30th Road in T. P. S. III Bandra H Ward ...	16,057	65	46,855	85	62,913	50
Laying 6" and 4" mains in Dadabhai Road and Dadabhai Cross Road No. 2, Andheri West ...	19,068	58	7,892	67	26,961	25
Laying 4" main along Playground Cross Road and Dayaldas Road Vile Parle East ...	3,072	12	4,647	41	7,719	53
Laying 4" main in Gundavli Gaathan Andheri East ...	10,742	85	22,416	10	33,158	95
Laying 4" main in Vishnu Street Vile Parle (East) K Ward ...	1,469	72	847	28	2,317	00
Laying 4" mains along Irla Gaathan Road and Dadabhai Cross Road at Vile Parle K Ward ...	17,211	63	1,373	97	18,585	60
Enlarging 4" main along Dadabhai Road to 9" size at Vile Parle West K Ward ...	26,776	44	13,180	47	39,956	91
Laying 12" main in Versova Road Andheri ...	35,929	28	99,140	86	1,35,070	14
Laying 4" mains in Juhu Koliwada Gaotan at Juhu, K Ward ...	2,759	73	11,908	66	14,668	39
Laying 9" main along Ghodbunder Road and 4" along Baptista Road at Vile Parle West, K Ward ...	15,314	73	14,765	43	30,080	16
Laying 18"-12" main for Maharashtra Housing Board from Bombay Agra Road, Ghatkopar West under the Railway Culvert and along proposed Schemes Roads and Hingwalla lane Ghatkopar East ...	17,873	63	1,47,445	83	1,65,319	46
Laying 12" main from 148" Vihar main to Vihar Saki Road and 4" main along Powai Thana Road near Powai Lake ...	1,06,159	24	18,777	92	1,24,937	16
Providing water main and Miscellaneous Water Works in areas where Building Developments may be expected in the immediate future ...	14,206	12	5,958	51	20,164	63
Enlarging the Existing 3" main to 6" size in Kasaiwada Lane L Ward ...	16,890	41	11,277	22	28,167	63
Laying 12" mains along Vihar saki Road from Vihar Saki Naka upto Pawai Park and 6" main along Chandiwali Village Road ...	1,38,494	74	47,043	75	1,85,538	49
Total—Works in progress ...	1,24,5,890	58	15,02,557	04	1,39,54,447	62
Total II.—Water Works completed Carried over ...	20,31,640	22	...	...	20,31,640	22

**APPENDIX No. 8—(Contd.).**  
**Block Account showing details of Capital**  
**Expenditure upto 31st March 1962.**

Name of the Work.	Total Capital Expenditure upto 31st March 1961.		Expenditure during 1961-62.		Total Capital Expenditure upto 31st March 1962.	
	Rs.	nP.	Rs.	nP.	Rs.	nP.
II.—Water Works—Works completed—Carried over ...	20,31,640	22	...	...	20,31,640	22
II.—Water Works—Works in progress—Brought over ...	1,24,51,890	58	15,02,557	04	1,39,54,447	62
Laying 4" main in Bhandarwadi Village, Marol and connecting dead ends of 4" to 9" main in Marol Maroshi Road, at Marol, K Ward. ...	...	...	13,782	98	13,782	98
Extension of the ground floor and addition of a first floor to the Office Building at Cama Road, Andheri, K Ward ...	...	...	5,103	15	5,103	15
Enlarging the existing 3" main in Sanitorium Lane to 6" size, Chhatkopar. ...	...	...	9,074	59	9,074	59
Laying 6" main in Quarry Road tapping 12" main in Gamdevi Road, Bhandup ...	...	...	19,529	49	19,529	49
Laying 18" and 12" feeder main from 24" main in Bombay Agra Road at Vikhroli to the Eastern Express High Way and two numbers of feeder mains in the Eastern Express High Way for Maharashtra Housing Board Tenements ...	...	...	1,57,850	25	1,57,850	25
Water supply for the proposed Government Housing Schemes of Vikhroli East Laying feeder mains for and laying distribution mains ...	...	...	87,681	49	87,681	49
Laying 4" main in Gawar Passage to Sidharth Colony at Chembur ...	...	...	12,998	72	12,998	72
Extending the existing 4" main and laying 4" main in internal roads at Mankhurd Village ...	...	...	9,028	66	9,028	66
Enlarging 4" main to 9" size from Juhu to Irist Park, 'K' Ward ...	...	...	24,520	39	24,520	39
Laying water mains in T. P. S. VI, Santacruz ...	...	...	1,594	50	1,594	50
Laying 4" water main in 21st Road at Khar ...	...	...	1,969	45	1,969	45
Laying 6" water main in the Road Joining Vakola Village and Kalina Bus Stop ...	...	...	16,019	40	16,019	40
Laying 9" main in Dashrathal Joshi Road, Vile Parle ...	...	...	7,969	17	7,969	17
Laying 6" water main in Station Road, Turner Road, Khobja Cemetery Road and Burning Ground Road at Bandra ...	...	...	5,137	21	5,137	21
Laying 6" water main in Natwar Nagar Road at Jogeshwari (East) ...	...	...	4,400	56	4,400	56
Providing water mains in the Municipal Housing Scheme at Horse Shoe Valley, Chhatkopar ...	...	...	74,894	10	74,894	10
Laying 6" water main in Vallabhbai Patel Road at Vile Parle (West) ...	...	...	19,926	43	19,926	43
Laying 6" water main in Lajpatrai Road at Vile Parle ...	...	...	14,394	02	14,394	02
Laying 12" feeder main from the trunk main at Sahar and along Sahar Road and New Nagardas Road upto Ghodbunder Road at Andheri ...	...	...	53,408	45	53,408	45
Total—Works in Progress ...	1,24,51,890	58	20,41,840	05	1,44,93,730	63
Total—Water Works ...	1,44,83,530	80	20,41,840	05	1,65,25,370	85
<b>III.—EDUCATION—PRIMARY.</b>						
Works Completed upto 31st March 1961 ...	1,15,910	24	...	...	1,15,910	24
Works in Progress— School Building at Vile Parle East (10 Rooms) and additional floor ...	...	...	8,113	35	8,113	35
Total—Works in Progress ...	...	...	8,113	35	8,113	35
Total—III.—Education—Primary ...	1,15,910	24	8,113	35	1,24,023	59
<b>IV.—EDUCATION SECONDARY</b>						
Works completed upto 31st March 1961 ...	5,861	30	...	...	5,861	30
Works in progress— Acquisition of land bearing Plot No. 112 of T.P.S. No III Vile Parle (West) for construction of a Public Library Building ...	8,466	72	35,710	07	44,176	79
Total Works in progress ...	8,466	72	35,710	07	44,176	79
Total—IV.—Education Secondary ...	14,328	02	35,710	07	50,038	09
<b>V.—PUBLIC HEALTH DEPARTMENT</b>						
Works completed upto 31st March 1961 ...	...	...	...	...	...	...
Work in Progress Improvement to the cemeteries in Suburbs ...	48,983	35	1,06,700	33	1,55,683	68
Total Work in Progress ...	48,983	35	1,06,700	33	1,55,683	68
Total V.—Public Health Department ...	48,983	35	1,06,700	33	1,55,683	68

**APPENDIX No. 8— (Contd.)**  
**Block Account showing details of Capital**  
**Expenditure upto 31st March 1962.**

Name of the Work.	Total Capital Expenditure upto 31st March 1961.		Expenditure during 1961-62		Total Capital Expenditure upto 31st March 1962.	
	Rs.	nP	Rs.	nP.	Rs.	nP
<b>VI.—MEDICAL RELIEF AND EDUCATION</b>						
Works completed upto 31st March 1961	1,56,467	17	...	...	1,56,467	17
Works in progress—						
Construction of a Maternity Home, a Dispensary and a Mobile Hospital unit at Ghatkopar including Staff Quarters	2,80,340	23	...	...	2,80,340	23
Construction of a Maternity Home in the Compound of N. J. Wadia Dispensary, Andheri	4,55,911	52	6,643	19	4,62,554	71
Providing dispensaries in Suburbs	80,194	97	1,23,705	79	2,03,900	76
Quarters for Medical Officers and Asstt. Medical Officer.—Bhabha Hospital Bandra	30,045	88	11,157	03	41,202	91
Additions and alterations to the Bhabha Hospital, Bandra, for a new Maternity and Labour Ward, etc.	1,20,347	72	9,503	14	1,29,850	86
Construction of an additional floor over the Hospital Building including alterations on the ground floor Bhabha Hospital, Kurla	37	25	1,25,879	54	1,25,916	79
Quarters for Medical Officer and Lady Doctor—Bhabha Hospital Kurla	63,390	91	Cr. 1,435	97	61,954	94
Construction of a separate out-patient department at the K. B. Bhabha Hospital, Kurla	50,993	57	1,975	58	52,969	15
Providing a T. B. Clinic at Khar	55,505	48	...	...	55,505	48
Acquisition of lands for the proposed Dispensaries at (a) Chunabhatti, Kurla (b) Mankhurd 800 square yards, (c) Marol 1,200 square yards (d) Vakola, Kalina, Santacruz 575 square yards (e) S. No. 50A of Vile Puri at Kol Dongari Andheri (East.) (f) Behind T.B. Clinic T.P. Scheme No. III Bandra Plot No. 5-1A & 5 Khari Village	38,801	29	...	...	38,801	29
Total—Works in progress	11,75,568	82	2,77,428	30	14,52,997	12
Total, VI.—Medical Relief and Education	13,32,035	99	2,77,428	30	16,09,464	29
<b>VII.—STREET CLEANSING AND CONSERVANCY, ROAD WATERING AND HALALKHORE SERVICE.</b>						
Works completed up to 31st March 1961	30,88,857	53	...	...	30,88,857	53
Works in progress—						
Construction of quarters for conservancy staff on the land bearing Survey No. 38, Hissa Nos. 2 and 3 at Juhu (36 tenements)	1,90,308	62	...	...	1,90,308	62
Subvention Scheme—Conversion of Basket privies into W.C.'s on full flushing system in Suburbs	5,37,869	64	90,492	73	6,28,362	37
Sewer in 2nd Hasanabad Lane at Santacruz, in Convent Avenue St. Francis Avenue and St. Joseph's Avenue	1,02,131	99	531	50	1,02,663	49
Sewage in Ghodbunder Road from Church Avenue to Willingdon Colony and Sewers in South Avenue and Branch Sewers in Road Nos. 10, 11 and 12 and Linking Road	2,39,73	...	2,743	71	2,42,483	59
Bandra Pumping Station (Bunderwadi)	3,31,035	20	...	...	3,31,035	20
Disposal works at Khar	9,83,127	51	22,636	90	10,05,764	41
(a) Providing and laying 9" sewers in Dr. Babasaheb Ambedkar Road from junction 1st Road to Khar Pali Road at Khar	61,024	57	17,930	53	78,955	10
(b) Providing and laying 15"—12" sewers in South Avenue from junction Linking Road to junction 1st Road at Khar	1,90,842	99	151	26	1,90,994	25
(a) Providing and laying 9" sewers in 15th Road at Khar	66,619	22	...	...	66,619	22
(b) Providing and laying 9" sewer in 16th Road at Khar	78,796	07	...	...	78,796	07
(c) Providing and laying 9" sewer in 17th Road at Khar	66,213	97	2,215	76	68,429	73
Laying 24" dia. sewer in Linking Road from junction South Avenue to Manhole No. 17	2,12,529	00	156	91	2,12,685	91
(a) Laying 24" dia. sewer in Linking Road from Manhole No. 17 to junction Juhu Road	1,50,170	32	11,568	45	1,61,738	77
(b) Laying 12"—9" sewer along North Avenue, Ghodbunder Road—Tank Road	1,06,132	43	751	20	1,06,883	63
Construction of public conveniences in the suburbs	3,30,184	47	1,55,776	72	4,85,961	19
VII.—Street Cleansing, etc.—Works in progress—Carried over	36,46,725	88	3,04,955	67	39,51,681	55
VII.—Street Cleansing, etc.—Works Completed—Carried over	30,88,857	53	...	...	30,88,857	53

**APPENDIX No. 8—(Contd.)**  
**Block Account showing details of Capital**  
**Expenditure upto 31st March 1962.**

Name of the Work.	Total Capital Expenditure upto 31st March 1961.		Expenditure during 1961-62.		Total Capital Expenditure upto 31st March 1962.	
	Rs.	nP.	Rs.	nP.	Rs.	nP.
VII.—Street Cleansing, etc.—Works Completed—Brought over ...	30,88,857	53	...	...	30,88,857	53
VII.—Street Cleansing, etc.—Works in progress—Brought over ...	36,46,725	88	3,04,955	67	39,51,681	55
Providing and laying sewers in portions between South Avenue and Saraswati Road Santacruz—						
(a) 9" sewer in Main Avenue with 9" branch connections from East Avenue, Central Avenue and West Avenue ...	73,095	63	...	...	73,095	63
(b) 9" sewer in West Avenue, Croft Lane, Gujar Lane, St. Andrew's Road and Old Tank Road ...	57,622	95	...	...	57,622	95
(c) 9"—12" sewers in Station Road and Saraswati Road to join 24" dia. main sewer in Dadabhai Road ...	56,077	63	...	...	56,077	63
(d) 9" dia. sewer in St. Andrew's Road, Cottage Lane, Old Tank Road Tank Road, Hasanabad Lane No. 1 joining main sewer in Saraswati Road, Station Road ...	40,896	45	...	...	40,896	45
Providing and laying main sewer in the proposed 100' Road in Juhu Colony, Dist. No. II between Versova Road and Ghodbunder Road ...	15,53,286	08	832	25	15,54,118	33
Providing and laying sewers in 18th, 19th, 20th, 21st and 14th Roads at Khar ...	1,92,267	62	300	63	1,92,568	25
Providing and laying 30"—42" dia. Hume pipe sewers in Mahim Causeway 100—0' proposed promenade Dharavi Road and proposed 100—0' Road in Dharavi Scheme ...	2,61,516	73	...	...	2,61,516	73
Providing new Street connections in the Suburbs ...	2,64,400	59	52,391	49	3,16,792	08
Providing sewerage facilities and sewage Disposal Works at Ghatkopar Sewer works in area (North of Saraswati Road Station Road) bounded by Dadabhai Road on the west and Western Railway boundary on the East Santacruz ...	29,75,899	87	...	...	29,75,899	87
4,88,326	50	4,242	59	4,92,569	09	
Pumping Station and Purification Works for District No. II ...	11,49,463	32	2,767	94	11,52,231	26
Taking over Jay Bharat Sewage Pumping Station at Khar ...	12,240	69	...	...	12,240	69
Providing sewerage arrangements for Gazadar Scheme, Saraswati Colony and Adjacent area in Dist. No. I at Santacruz ...	2,18,012	00	...	...	2,18,012	00
Laying 18" C. I. Rising Main from the proposed Kurla Pumping Station to Dharavi purification works ...	2,21,078	35	...	...	2,21,078	35
Treatment works at Ghatkopar ...	8,14,783	22	...	...	8,14,783	22
Laying 12" rising main from Jayabharat Pumping Station to Khar Purification Works ...	38,079	90	...	...	38,079	90
Construction of quarters for Conservancy Staff at Versova including cost of acquisition ...	2,60,147	84	235	85	2,60,383	69
Construction of Night Soil Depot at Ghatkopar Purification Works ...	6,615	95	10,127	13	16,743	08
Laying branch sewers in Vile Parle ...	27,90,170	87	88,979	61	28,79,150	48
Laying 18" dia. H. P. sewer along Dadabhoj Road from junction Juhu Road to the B. E. S. & T. Undertaking Depot ...	1,04,320	04	...	...	1,04,320	04
Providing sewerage facilities in Pali Hill area, Bandra ...	89,420	93	...	...	89,420	93
Sewerage scheme for the Suburban areas included within the limits of Greater Bombay Dist. II (Parle and Andheri). cost of office equipment ...	3,318	42	214	77	3,533	19
Laying sewers to drain the properties of Sindhi Immigrant's Co-op. Housing Society at Chembur ...	1,94,695	98	Cr. 1,357	81	1,93,338	17
Supplemental works at Sewage Purification works Khar ...	31,749	08	...	...	31,749	08
Repairs and renewal of cement concrete pavement and remodelling storm water drainage arrangement at Santacruz Garage ...	2,711	46	34,599	63	37,311	09
Laying sewers in portion of T.P.S. III—Santacruz and adjoining area ...	5,09,078	50	30,669	11	5,39,747	61
Remodelling the existing sewers and laying of new sewers in Kurla ...	9,90,620	27	85,191	26	10,75,811	53
Construction of a Pumping Station at Khar ...	7,56,259	91	82,134	86	8,38,394	77
Gas main from the Purification Works at Ghatkopar ...	48,105	44	14,209	00	62,314	44
Laying Subsidiary sewers in portion of T.P.S. III—Ghatkopar ...	83,658	54	54,469	80	1,38,128	34
VII.—Street Cleansing etc.—Works in progress—Carried over ...	1,79,34,646	64	7,64,963	78	1,86,99,610	42
VII.—Street Cleansing etc.—Works completed—Carried over ...	30,88,857	53	...	...	30,88,857	53

**APPENDIX No. 8—(Contd.)**  
**Block Account showing details of Capital**  
**Expenditure upto 31st March 1962.**

Name of the Work.	Total Capital Expenditure upto 31st March 1961.		Expenditure during 1961-62		Total Capital Expenditure upto 31st March 1962.	
	Rs.	nP.	Rs.	nP.	Rs.	nP.
VII.—Street Cleansing, etc.—Works Completed—Brought over ...	30,88,857	53	...	...	30,88,857	53
VII.—Street Cleansing, etc.—Works in progress—Brought over ...	1,79,34,645	64	7,64,963	78	1,86,99,610	42
Laying internal sewers in Juhu Housing Colony South of Irla Nalla ...	2,30,412	43	34,017	81	2,64,430	24
Laying sewers to drain the Kurla Kamagar Housing Colony at C.S. Track	4,04,802	74	...	...	4,04,802	74
Laying sewers in Junu Lane, Andheri ... ..	1,81,442	73	...	...	1,81,442	73
Laying sewers in Andheri (West) Area ... ..	7,83,922	17	1,94,975	08	9,78,897	25
Laying remaining sewers in Juhu Housing Colony ... ..	1,71,664	96	2,00,000	00	3,71,664	96
Laying sewers in Gazdar Scheme, Santacruz ... ..	62,819	02	...	...	62,819	02
Proposed additions to the Municipal Garage of Santacruz for installation of servicing Plant washing platform, etc. ... ..	29,803	32	678	43	30,481	75
Providing and laying 9" dia. pipe sewer in Goathan to the South of Police Station Road at Vile parle (West) ... ..	19,372	22	...	...	19,372	22
Providing and laying 9" dia. pipe sewers, in Goathan to the North of Police Station Road at Vile-parle (West) ... ..	4,729	59	...	...	4,729	59
Providing a laying 12" dia. R. C. Pipes sewer along proposed 30' wide Road from Ghatkopar Mahul Road to Municipal Labour Camp, Chembur ... ..	88	33	...	...	88	33
Sewerage scheme for areas between Ghatkopar and Kurla draining to Ghatkopar Purification Works ... ..	2,388	75	48,58	86	50,972	61
Providing and laying 21"-15"-18"-24" sewer along Kolwad Borla Road and Ghatkopar Mahul Road ... ..	1,23,723	84	64,043	70	1,87,767	54
Providing and laying 21" sewer along Ghatkopar Mahul Road from Manhole No. 107 to Manhole No. 101 on 24" R. C. Pipe sewer ... ..	13,110	54	32,221	91	45,332	45
Providing and laying 12" sewer in Sion Trombay Road from Chembur Naka to 24" sewer in Central Salsette Track (East) from Central, etc. ... ..	73,005	88	6,258	65	79,264	53
Providing and laying 9" dia. stone ware pipe sewer along Ghodbunder (South) from junction Vallabhbai Road to its head manhole ... ..	24,674	05	...	...	24,674	05
Providing and laying 12" sewer in continuation of 15" sewer at Chembur, from St. Anthony Road (South) to Central Avenue and 9" dia. sewer in two by-lanes off St. Anthony Road (South) ... ..	71,936	88	838	78	72,775	66
Providing sewerage arrangements for Municipal Housing Scheme at Vikhroli ... ..	1,17,971	90	1,95,992	37	3,14,964	27
Providing sewerage arrangements for Irla Goathan at Vile Parle ... ..	55,437	82	673	74	56,111	56
Providing and laying additional sewers in Kurla Area ... ..	249	65	99,466	50	99,716	15
Providing and laying sewers in Vile Parle (East) area where no sewerage facilities exist ... ..	56,574	00	1,99,314	61	2,55,888	61
Providing and laying 9" sewers to drain Sunder Baug Estate Agra Road ... ..	307	91	11,919	90	12,227	81
Providing and laying sewers in Andheri (East) Area ... ..	...	...	1,863	75	1,863	75
Providing sewerage facilities to Kherwadi Area, Bandra (East) ... ..	...	...	3,23,543	19	3,23,543	19
Construction of 16 seated W.C. Blocks for Conservancy Staff at B. A. Road, Kurla ... ..	...	...	257	78	257	78
Laying of 9"-12" sewers in Town Planning Scheme X, Bandra along Veronica Road ... ..	...	...	40,340	08	40,340	08
Providing and laying 9"-12" sewer in Ghatkopar Mahul Road, and in two lanes off Charai Area, Chembur ... ..	...	...	20,103	30	20,103	30
Laying 9" dia. sewer in a Road off Subash Road near Ramanand Housing Society, Vile Parle (East) ... ..	...	...	41,776	35	41,776	35
Total.—Works in progress ... ..	2,03,63,085	37	22,82,833	57	2,26,45,918	94
Total VII.—Street Cleansing etc. ... ..	2,34,51,942	90	22,82,833	57	2,57,34,776	47



**APPENDIX No. 8—(Contd.)**  
**Block Account showing details of Capital**  
**Expenditure upto 31st March 1962.**

Name of the Work.	Total Capital Expenditure upto 31st March 1961.		Expenditure during 1961-62.		Total Capital Expenditure upto 31st March 1962.	
	Rs.	nP.	Rs.	nP.	Rs.	5nP.
<b>VIII.—ROADS, S. W. DRAINS AND PUBLIC LIGHTING.</b>						
Works completed up to 31st March 1961 ... ..	21,53,807	20	...	...	21,53,807	20
Works in progress—						
Constructing and grouting Linking Road (Portion) in T. P. Scheme, Bandra ... ..	1,71,179	06	...	...	1,71,179	06
Street improvement in different places—set-backs ... ..	5,07,426	49	2,15,831	08	7,23,257	57
Improving the S. W. Drains paved and unpaved in suburban area ... ..						
(d) Construction of drains in Suburbs ... ..						
(e) Realignment of drain at Juhu ... ..	29,23,291	51	4,80,525	00	34,03,816	51
(f) Remodelling culverts in suburbs ... ..						
Widening of Santa Cruz Juhu Road from junction of Dadabhoy Road to Juhu Tara Road junction ... ..	1,21,742	55	...	...	1,21,742	55
Cutting down the embankment of the Central Salsette Track East and West Kurla Railway Station and constructing Semigrouted asphalted Roads ... ..	2,83,809	19	94	91	2,83,904	10
Providing a subway at Andheri Railway Station ... ..	62,267	92	...	...	62,267	92
Extension of the Daudbag Road including side-drains so as to join Bharda wadi Road, Andheri ... ..	11,877	13	...	...	11,877	13
Construction of a road including side-drains in Kol-Dongri Village between salsette Track and Dadabhoy Road including cost of acquisition ... ..	29,959	17	...	...	29,959	17
Widening of Versova Road, Andheri including provision of side-drains in some portion ... ..	2,85,530	75	...	...	2,85,530	75
Construction of a road joining Azad Road to the Railway Culvert No. 31 and Subway below the culvert to the south of Railway Station at Vile Parle including cost of acquisition ... ..	2,56,296	13	...	...	2,56,296	13
Widening of Nehru Road, Santa Cruz ... ..	85,046	87	...	...	85,046	87
Construction of approach road to Mankhurd Railway Station off Sion Trombay Road including the access to the Mankhurd Village ... ..	32,812	87	...	...	32,812	87
Constructing Saki Vehar Road from the premises of Messrs. Larson and Toubro to Vehar Lake including provision of Cross Drains ... ..	2,17,774	56	...	...	2,17,774	56
Widening of Bridge at Kurla Andheri Road over Mithi River between Kurla and Saki Naka ... ..	1,54,621	37	...	...	1,54,621	37
Construction of an approach road to Govandi Railway Station (including cost of acquisition) ... ..	16,209	47	...	...	16,209	47
Widening of (1) Bombay Agra Road and (2) Ghodbunder Road including provision of foot-paths ... ..	11,94,111	35	1,46,674	33	13,40,785	73
Providing new access road to Vile Parle (West) Gaokhan including provision of sidedrains and cost of acquisition ... ..	39,307	48	...	...	39,307	48
Extension of subway at Andheri upto private passage opp. Dhiraj Pen Factory ... ..	Cr. 412	35	...	...	Cr. 412	35
Constructing and improving roads in Paranjpe 'B' Scheme at Vile Parle ... ..	7,679	64	...	...	7,679	64
Widening Kurla Andheri Road between Bombay Agra Road & Railway level crossing at Andheri Station ... ..	1,98,382	49	...	...	1,98,382	49
Improvement of Nalla from Ghodbunder Road to cremation ground at Andheri ... ..	49,040	33	168	92	49,209	25
Reconditioning of corridor Road running North South between Burmah Shell and Stanvac Refineries ... ..	21,203	15	...	...	21,203	15
Constructing new roads in Suburbs ... ..	1,10,986	22	67,998	22	1,78,984	44
Improving Kalina Bridge ... ..	50,425	71	12,714	70	63,140	41
Widening of Irla Bridge on Ghodbunder Road, Vile Parle ... ..	1,04,308	72	...	...	1,04,308	72
Construction of a foot over bridge at Vile Parle ... ..	66,783	15	...	...	66,783	15
Widening of Marol Marochi Road from its junction with Kurla-Andheri Road upto the overbridge over Tulsi Pipe Line including cost of Acquisition ... ..	1,55,040	59	4,751	49	1,59,792	08
Cutting down the Hump over 48" Vehar main on B. A. Road and providing a level crossing for the trolley track ... ..	307	00	...	...	307	00
Widening of Koliwada Borla Road from Ghatkopar Mahul upto Panjrapole Road ... ..	4,333	01	157	50	4,490	51
<b>VIII.—Roads, S. W. Drains, etc.—Works in Progress—Carried over ...</b>	<b>71,61,341</b>	<b>53</b>	<b>9,28,916</b>	<b>20</b>	<b>80,90,257</b>	<b>73</b>
<b>VIII.—Roads S. W. Drains, etc.—Works Completed—Carried over ...</b>	<b>21,53,807</b>	<b>20</b>	<b>...</b>	<b>...</b>	<b>21,53,807</b>	<b>20</b>

**APPENDIX No. 8.—(Contd.)**  
**Block Account Showing details of Capital**  
**Expenditure upto 31st March 1962.**

Name of the Work.	Total Capital Expenditure upto 31st March 1961.		Expenditure during 1961-62.		Total Capital Expenditure upto 31st March 1962.	
	Rs.	nP.	Rs.	nP.	Rs.	nP.
VIII—Roads etc. Works completed Brought over ...	21,53,807	20	...	...	21,53,807	20
VIII—Roads etc. Works in progress Brought over ...	61,341	53	9,28,916	20	80,90,257	73
Widening of Ghodbunder Road from B. E. S. T. Bus Depot, Santacruz upto Andheri Level Crossing ...	5,18,102	60	39,005	33	5,57,107	93
Grouting Powai Road (2½ Mile from B. A. Road to Powai Lake) ...	163	01	1,21,811	95	1,21,974	96
Enlarging the existing carriageway of Caesar Road ...	55,714	78	5,379	89	61,094	67
Widening of Bombay Agra Road—Works between Sion Causeway to Kanmini Metal Works, Kurla ...	3,45,426	50	...	...	3,45,426	50
Widening of Ghodbunder Road including possession of footpaths and remodeling of culverts from Andheri Level Crossing upto Oshivra, Joge bhari ...	2,24,256	89	1,19,940	97	3,44,197	86
Increasing the existing carriageway of different roads in Suburbs ...	1,26,352	36	77,696	24	2,04,048	60
Improving and widening of Juhu Road from the Property of Maharaja of Jodhpur upto R. C. Church Juhu ...	34,810	65	21,786	52	56,597	17
Enlarging the existing passage of Bhardawadi Road Andheri ...	8,647	95	13,554	87	22,202	82
Widening of various roads in Suburbs ...	57,481	59	17,741	09	75,222	68
Widening and improving Railway culvert No. 40 (sub-way at Andheri near Railway level X line) ...	1,984	50	...	...	1,984	50
Construction of road at Kherwadi opp. Government Housing Colony ...	85,647	19	7,311	24	92,958	43
Providing footpaths along Jawaharlal Nehru Road Santacruz and widening Vakola Bridge ...	1,49,392	91	1,499	85	1,50,892	76
Widening and improving the surface of Versova Road from Seven Bungalow to Versova Bus Terminus, Andheri ...	38,602	40	23,688	32	62,290	72
Construction of footpath and widening of Jethalal Parekh Road Opp. Ghatkopar Railway Station ...	38,801	23	...	...	38,801	23
Widening of Kurla Andheri Road from level crossing upto Old Nagardas Road, Andheri including provision of 15 feet S. W. Drain along Northside. ...	53,657	08	3,352	95	57,010	03
Construction of Roads in Juhu Vile Parle Development Scheme ...	1,02,043	94	...	...	1,02,043	94
Paving the footpath with Asphalt along Godbunder Road from Khar Road to B. E. S. T. Bus Depot ...	42,476	70	5,359	15	47,835	85
Semi-grouting the portion of Vithalbai Patel Road from South Avenue to Dadabhoy Road including remaining Kerb Line ...	35,519	41	4,513	46	40,032	87
Widening of Bombay Agra Road from Kamani Metal Works upto Shangrila Factory including cost of acquisition ...	85,038	94	1,16,705	65	2,01,744	59
Extension of Waterfield Road on the junction of Turner Road upto junction Linking Road ...	73,605	48	...	...	73,605	48
Widening and asphaltting the road leading to Jawahar Nagar from Golibar Junction to Kherwadi School Bandra ...	44,127	21	1,165	10	45,292	31
Paving footpath and providing Kerb Stone along Vithalbai Patel Road from National College to Juhu Road ...	217	57	1,11,202	30	1,11,419	87
Improving the surface of Nehru Road, Vile Parle ...	...	...	288	37	288	37
Acquisition of lands for the construction of (1) Eastern and (2) Western Express Highways in Greater Bombay ...	...	...	4,37,976	10	4,37,976	10
Acquisition of land for extension of Dawood Baug Road at Andheri ...	...	...	10,000	00	10,000	00
Construction of 60' road branching off Mahul-Chembur-Ghatkopar Road to meet the proposed 150' Wadala-Ghatkopar Subarterial Road in connection with shifting of Bandra Slaughter House ...	...	...	459	04	459	04
Sharing the cost of reconditioning Diversion Road ...	...	...	Cr. 609	30	Cr. 609	30
Construction of Western Express Highway ...	...	...	6,57,000	00	6,57,000	00
Construction of Road over Bridge South of Bandra Railway Station Western Express Highways ...	...	...	533	33	533	33
Construction of Eastern express Highway Section II in old Municipal limits ...	...	...	11,87,054	41	11,87,054	41
Widening and asphaltting central Salsette Track Road from (1) Kalina Bus Stand to Mithi river and construction of Bridge over Mithi River and (2) Kalina Bus stop to Cremation Ground at Kalina, Santacruz (East), (3) Bombay Agra Road upto Bridge over Mithi River ...	...	...	1,28,534	17	1,28,534	17
Widening and Improving the surface of 7th Road, T. P. S. III, Santacruz (East) and providing kerb stones water tables sett stones along the same. ...	...	...	67	30	67	30
Providing footpaths and S. W. Drains along 3rd, 2nd and 4th Road, Hasanabad Lane to Church Avenue ...	...	...	49,213	24	49,213	24
Improving foot-path at 1st Road, Khar ...	...	...	58,801	70	58,801	70
Providing 12' wide foot-path including S. W. Drain on the East side of Carter Road, Bandra ...	...	...	96,187	30	96,187	30
Paving foot-paths with precast slab at Madhu Park, Khar ...	...	...	35,547	97	35,547	97
Providing proper foot-path on Turner Road, from junction Pali Road to G. B. Road ...	...	...	169	31	169	31
Extension of Linking Road towards North of Juhu Road including filling in earth ...	...	...	54	60	54	60
Providing a compound wall at Khar Depot ...	...	...	150	15	150	15
<b>Total : VIII.—Roads, S.W. Drains, etc.—Works in progress ...</b>	<b>21,22,070</b>	<b>89</b>	<b>42,82,058</b>	<b>77</b>	<b>1,35,65,471</b>	<b>19</b>
<b>Total : VIII.—Roads, S.W. Drains, etc. ...</b>	<b>1,14,37,219</b>	<b>62</b>	<b>42,82,058</b>	<b>77</b>	<b>1,57,19,278</b>	<b>39</b>
<b>IX.—MECHANICAL.</b>						
Works completed upto 31st March 1961 ...	...	...	...	...	...	...
Works in progress— Acquisition of land for proposed garage at Kurla ...	...	...	36,400	00	36,400	00
<b>Total : IX.—Mechanical—Works in progress ...</b>	<b>...</b>	<b>...</b>	<b>36,400</b>	<b>00</b>	<b>36,400</b>	<b>00</b>
<b>Total : IX.—Mechanical ...</b>	<b>...</b>	<b>...</b>	<b>36,400</b>	<b>00</b>	<b>36,400</b>	<b>00</b>

**APPENDIX No. 8—(Contd.)**  
**Block Account showing details of Capital**  
**Expenditure upto 31st March 1961.**

Name of the work	Total Capital Expenditure upto 31st March 1961.		Expenditure during 1961-62.		Total Capital Expenditure upto 31st March 1962.	
	Rs.	nP.	Rs.	nP.	Rs.	nP.
<b>X.—BUILDINGS, LAND ACQUISITION AND MANAGEMENT.</b>						
Works Completed upto 31-3-1961 ...	4,43,198	82	...	...	4,43,198	82
<b>Works in progress—</b>						
Town Planning Scheme in suburbs ...	9,35,573	34	1,50,108	14	10,85,681	48
Acquisition of land at Vikhroli and Ghatkopar Scheme ...	10,60,678	31	...	...	10,60,678	31
Variation of T.P.S. No. IV Bandra ...	3,50,490	50	79,955	74	4,30,446	24
Variation of T.P.S. No. III Bandra ...	9,67,186	76	1,03,649	20	10,70,835	96
Construction of roads and SW, Drains etc. in various T.P.S. in Suburbs ...	1,38,371	48	9,881	33	1,48,252	81
Construction of a subway at Vileparle from Ghodbunder Road junction upto Railway boundary near Culvert No. 31 on West T.P.S. VI Santa Cruz ...	1,07,246	97	...	...	1,07,246	97
Acquisition of Plot No. 80 T.P.S. VI, Andheri for Housing Scheme ...	5,037	72	...	...	5,037	72
<b>Finalised Town Planning Schemes in Suburbs:—</b>						
(a) T. P. Scheme, Bandra No. X ...	Cr. 1,176	00	2,359	97	1,183	97
(b) T. P. Scheme, Santacruz No. VI ...	Cr. 8,387	59	35,623	25	27,235	66
(c) T. P. Scheme, Ghatkopar No. III ...	Cr. 4,197	00	1,31,728	50	1,27,531	50
(d) T. P. Scheme, Bandra No. V ...	1,610	00	...	...	1,600	00
(e) T. P. Scheme, Bandra No. IV ...	Cr. 75,481	82	Cr. 1,847	10	Cr. 77,328	92
(f) T. P. Scheme, Santacruz No. V ...	Cr. 1,714	61	54,919	47	53,204	86
(g) T. P. Scheme, Ghatkopar I (Varied) ...	...	...	30,000	00	30,000	00
Construction of houses for Municipal Employees on the plot accommodating Veterinary Dispensary at Khar (60 tenements) ...	2,48,611	66	2,18,013	82	4,66,625	48
Filling in Plot No. 16 T. P. S. VI Santacruz for having low income group ...	1,53,975	85	Cr. 614	48	1,53,361	37
Preliminary expenses for preparation of the development Plan for Greater Bombay ...	...	...	57,087	50	57,087	50
Total—Works in progress ...	38,77,815	57	8,70,865	34	47,48,680	91
Total, X—Building, etc. ...	43,21,014	39	8,70,865	34	51,91,879	73
<b>XI—FIRE BRIGADE</b>						
Works Completed upto 31-3-1961 ...	4,93,355	21	...	...	4,93,355	21
<b>Works in progress—</b>						
Construction of Fire Brigade Station in M ward ...	70,598	90	26,438	17	97,037	07
Acquisition of land and construction of Fire Brigade Station at Vikhroli ...	4,25,181	33	28,728	55	4,53,909	88
Total—Works in progress ...	4,95,780	23	55,216	72	5,50,996	95
Total, XI—Fire Brigade ...	9,89,135	44	55,216	72	10,44,352	16
<b>XIII—GARDENS AND OPEN SPACES</b>						
Works completed upto 31-3-1961 ...	43,052	23	...	...	43,052	23
<b>Works in progress—</b>						
Laying out the Plot No. 318-349 in S. S. Chembur known as Diamond Circle into a garden with Play apparatus ...	66,037	36	...	...	66,037	36
Providing public park at Chunabhatti ...	Cr. 5	05	...	...	Cr. 5	05
Proposed Garden at Gandhi Maidan on S No. 14 Chembur ...	53,326	67	2,851	09	56,177	76
Open Air Theatre at Linking Road Playground at Bandra ...	58,961	52	3,03,943	57	3,62,905	09
Garden at Perry Road and Perry X Road at Danda and raising platform for a Band Stand ...	34,396	67	1,095	18	35,491	85
Gardens at Santa Cruz Gymkhana, Santacruz and providing a raised platform for a Band Stand ...	23,813	25	969	99	24,783	24
Providing semi-grounded pathways—	...	...	...	...	...	...
(1) At T.P.S. IV Bandra and	28,480	16	...	...	28,480	16
(2) At Juhu Garden, Santacruz	8,957	28	...	...	27,824	47
Extension of Turner Road Garden ...	...	...	18,867	19	7,588	74
Providing a garden at Telli Gully, Andheri (East) ...	...	...	7,588	74	...	...
Acquisition of two sites 'one on the east and other on the west of Andheri for gardens ...	...	...	54,402	08	54,402	08
Providing garden at Versova near seven Bungalow, Andheri ...	...	...	22,467	56	22,467	56
Total—Works in progress ...	2,73,967	86	4,12,185	40	6,86,153	26
Total XIII—Gardens and Open Spaces ...	3,17,020	09	4,12,185	40	7,29,205	49
<b>XIV.—MARKETS AND SLAUGHTER HOUSES.</b>						
Works completed upto 31st March 1961 ...	42,222	73	...	...	42,222	73
<b>Works in progress—</b>						
Acquisition of land and establishments thereon at Kurla ...	...	...	65,940	00	65,940	00
Remodelling of the Khar Market ...	3,58,750	11	...	...	3,58,750	11
Centralization of Slaughter of Sheep and Goats, at Andheri Market ...	13,579	79	...	...	13,579	79
Acquisition of Plot and construction of Market in 'M' Ward ...	69,690	00	...	...	69,690	00
Proposed additions and alterations to the Market at Mahatma Gandhi Road, Vile Parle ...	88	56	...	...	88	56
Construction of a shed over one of the quadrants of Marol Market ...	98	71	34,196	76	34,295	47
Construction of an additional shed over quadrants at Marol Market ...	...	...	120	08	120	08
Total—Works in progress ...	4,42,207	17	1,00,256	84	5,42,464	01
Total, XIV.—Markets & Slaughter Houses ...	4,84,429	90	1,00,256	84	5,84,686	74
<b>XV.—Village Amenities</b>						
...	21,54,591	20	2,08,323	44	23,62,914	64

**APPENDIX No. 8—(Contd.)**  
**Block Account showing details of Capital**  
**Expenditure upto 31st March 1962.**

Name of the Work.	Total Capital Expenditure upto 31st March 1961		Expenditure during 1961-62.		Total Capital Expenditure upto 31st March 1962.	
	Rs.	nP.	Rs.	nP.	Rs.	nP.
<b>PLANT AND MACHINERY</b>						
<b>PLANT AND MACHINERY PURCHASED OUT OF ADVANCES FROM LOAN FUND</b>						
<b>I.—GENERAL SUPERVISION, ETC.</b>						
Purchase of Mobile Publicity Unit	32 910	07	Cr. 19,746	00	13,164	07
Purchase of one Motor Lorry for Assessment Department	27,571	50	Cr. 11,286	00	11 285	50
Purchase of Station Wagon for the use of Paymaster	25 809	99	Cr. 5,162	00	20,647	99
<b>II.—WATER WORKS</b>						
Purchase of 40 H.P. Motor with accessories	5,757	95	Cr. 2,302	00	3,455	95
Purchase of water meters	2,91,772	96	Cr. 53,358	30	2,38,414	66
Purchase of one No Power driven cut out machine for C.I. Pipe upto 18"	2,417	94	Cr. 2,417	94	...	...
Petrol driven engine centrifugal Pump for dewatering trenches	2,094	75	Cr. 8 8	00	1,256	75
Purchase of one Petrol Driven Engine 2" centrifugal Pump for dewatering trenches	924	00	Cr. 462	00	462	00
Purchase of one No. Portable Diesel Engine Driven Bucket Pump	4,491	75	Cr. 1,876	00	2,815	75
Purchase of 5-Ton Truck running on Diesel—1 No.	25 000	00	Cr. 6,159	96	31,159	96
Purchase of a Jeep Personnel Carrier	15 100	00	Cr. 2,514	80	12,585	20
Purchase of 40 H.P. Centrifugal Pump	13 489	50	Cr. 2,698	00	10 791	50
Purchase of three 2" portable driven pump for dewatering trenches	2 562	00	Cr. 512	00	2,050	00
Purchase of power driven pipe scapping and cleaning machine with spares	...	...	Cr. 33,743	16	33,743	16
<b>V.—PUBLIC HEALTH DEPARTMENT</b>						
Purchase of Tiffin Trailer, Jeep etc.	5,743	82	Cr. 2,874	00	2,869	82
Purchase of 1 Ton Insecticide Fog Trailer	4,531	12	Cr. 2,270	00	2,251	12
Purchase of two pick up for Malaria Eradication Programme	24 938	26	Cr. 4,988	00	19,950	26
<b>VI.—MEDICAL RELIEF, ETC.</b>						
Provision of a Mobile Dispensary at Ghatkopar	4,779	00	Cr. 4,779	00	...	...
Purchase of one Ambulance van for removing maternity cases in suburbs	23,491	6	Cr. 9,396	00	14,095	16
Purchase of equipments required for the use of the Municipal General Hospital Ghatkopar	40,784	11	Cr. 11,114	00	29,670	11
Purchase of Ambulance Van for removing cases of Infectious Diseases in Suburbs—1 No.	24 976	32	Cr. 4,926	00	19,980	32
Purchase of one Ambulance Van at Chembur M' Ward	25 000	00	Cr. 2,918	81	22,081	19
<b>VII.—STREET CLEANSING AND CONSERVANCY ETC</b>						
5 Cesspool Emptiers with Diesel Engine	...	...	Cr. 1,00,751	69	...	...
Purchase of 6 Cesspool Emptiers with Diesel Engine	1,00,751	69	Cr. 4,414	00	11,030	43
Purchase of 1 Street Watering Lorry	15,444	43	Cr. 2,676	00	13,000	00
Purchase of servicing plants for Suburban Vehicles	4,016	67	Cr. 1,912	00	1,320	67
Dewatering Pumps two Nos.	3,832	00	Cr. 914	00	1,920	00
Purchase of one Electric Arc Welding Plant	2,285	07	Cr. 3,674	00	1,371	07
Purchase of Dog Van	9,187	50	...	...	5,513	50
Purchase of 2 Cesspool Lorries	50,000	00	...	...	50,000	00
Purchase of one Air Compressor each for the use of Kurla and Ghatkopar Vehicles	9,270	00	Cr. 1,854	00	7,416	00
Compressor two Nos.	3,914	00	Cr. 783	00	3,131	00
Purchase of two Jeeps for inspection of Works	30 000	00	...	...	30,000	00
Purchase of one Refuse Lorry 3 to 4 tons with tipping arrangement	36,770	00	...	...	36,770	00
Purchase of 3 emptiers for removal of Cesspool water	1,35,000	00	...	...	1,35,000	00
Purchase of Servicing Plant for Suburban vehicles	306	37	Cr. 23,311	00	23,677	37
Purchase of 3-ton Pully block with tripped and moving gantry—1 No.	1,519	65	Cr. 304	00	1 215	65
Purchase of Alluminium Tanks for N.S. Trailors—14 Nos.	22,344	00	Cr. 4,469	00	17,875	00
Purchase of Cesspool tank for the existing vehicles	5,341	25	Cr. 1,068	00	4,273	25
Purchase of 9 lorries for conservancy service proposed to be given in Villages in the Suburbs	2,79,655	20	Cr. 34,559	75	3,13,14	95
Purchase of Dog Van	33,636	10	Cr. 6,727	00	26,909	10
Purchase of 10 Refuse lorries	...	...	Cr. 2,97,451	46	2,97,451	46
Electric welding machine with accessories spares, etc.	...	...	Cr. 2,437	05	2,437	05
Purchase of Alluminium Tanks for N.S. Trailors	...	...	Cr. 6,221	55	6,221	55
<b>VIII.—ROADS S.W. DRAINS AND PUBLIC LIGHTING</b>						
Purchase of 2 Ferry Boats	14,094	00	Cr. 4,698	00	9,396	00
Plant and Machinery taken over from City	3,14,354	86	Cr. 98,460	00	2,15,94	86
Purchase of 4 Vehicle type Portable Air Boilers of 60 gallons Capacity each	1,032	13	Cr. 692	00	340	13
Concrete Mixers 1 No.	5 964	00	Cr. 2,982	00	2,982	00
Tar Boilers of 50 and 200 gallons capacity Nos. 4 of each type	20 202	00	Cr. 6,942	00	13 260	00
Diesel Motor Truck 3 to 3½ tons capacity for transport of materials—1 No.	34 922	30	Cr. 13,970	00	20,952	30
Diesel Road Roller—1 No.	40 000	00	Cr. 8,000	00	32 000	00
O. K. Champion Sewer Cleaner—2 Nos.	32 596	20	Cr. 6,519	00	26,077	20
<b>XI.—FIRE BRIGADE</b>						
Purchase of new foam and C.O. 2 Crash Tender carrying special equipment for air crashes and oil fires	70,310	56	Cr. 3,5157	00	35,153	56
Purchase of one Jeep for Fire Brigade Department	2,892	87	Cr. 2,892	87	...	...
400/500 Gallon motor pump with extension ladder (35 ft. Ajax type)	31,500	00	Cr. 15,750	00	15,750	00
Purchase of 1 Motor Ambulance for Anandheri Fire Station	3,503	69	Cr. 3,503	69	...	...
Purchase of one Motor Ambulance	25 996	19	Cr. 5,199	00	20,797	19
Introduction of Wireless Communication system in the Bombay Fire Brigade	31 889	56	Cr. 6,378	00	25,511	56
Purchase of one Motor Emergency Tender	...	...	Cr. 33,300	00	33,300	00
<b>XIV.—MARKETS AND SLAUGHTER HOUSES.</b>						
Purchase of Two Meat Vans	...	...	62,059	80	62,059	80
Total Plant and Machinery	19,71,878	49	11,344	63	19,83,223	12

**APPENDIX No. 8—(Concl.)**  
**Block Account showing details of Capital**  
**Expenditure upto 31st March 1962.**

Name of the Work.	Total Capital Expenditure upto 31st March 1961.		Expenditure during 1961-62.		Total Cap a/ Expenditure upto 31st March 1962	
	Rs.	nP.	Rs.	nP.	Rs.	nP.
<b>Discount and other charges on Loans—</b>						
Discount and other charges on the loan of Rs. 20 lakhs in 1950-51 ...	1,00,596	25	...	...	1,00,596	25
Discount and other charges on the loan of Rs. 25 lakhs in 1951-52 ...	55,477	81	...	...	55,477	81
Discount and other charges on the loan of Rs. 25 lakhs in 1952-53 ...	1,01,538	62	...	...	1,01,538	62
Discount and other charges on the loan of Rs. 20 lakhs in 1953-54 ...	45,000	00	...	...	45,000	00
Discount and other charges on the loan of Rs. 55 lakhs in 1954-55 ...	96,250	00	...	...	96,250	00
Discount and other charges on the loan of 50 lakhs in 1955-56 ...	1,09,677	19	...	...	1,09,677	19
Discount and other charges on the loan of 42 lakhs in 1956-57 ...	63,000	00	...	...	63,000	00
Discount and other charges on the loan of 60 lakhs in 1957-58 ...	1,41,450	55	...	...	1,41,450	55
Discount and other charges on the loan of 60 lakhs in 1958-59 ...	1,10,228	05	...	...	1,10,228	05
Total—Discount and other charges ...	8,23,218	47	...	...	8,23,218	47
<b>TRUST FUND.</b>						
Works completed ...	2,85,215	69	15,000	...	3,00,215	69
Total—Trust Fund ...	2,85,215	69	15,000	...	3,00,215	69

**Appendix No. 9**

*Statement Showing (1) the total amount of Municipal Loans raised (2) the expenditure incurred there against and (3) the invested balances of the Loans on 31st March 1962.*

(1)	Amount available for expenditure.	I.—General Supervision, Collection of Revenue etc.	II.—Water Works.	III.—Education—Primary.	IV.—Education—Secondary.	V.—Public Health Department	VI.—Medical Relief and Education.	VII.—Street Cleansing and Conservancy etc.	VIII.—Roads, S. W. Drains and Public Lighting.	IX.—Mechanical.	X.—Buildings, Land Acquisition, and Management	XI.—Fire Brigade.	XIII.—Gardens and Open Spaces.	XIV.—Markets and Slaughter House	XV.—Village Amenities	Advances for purchase of Plant and Machinery	Discount and other charges.	Total amount expended on works upto 31-3-1961.	Balance unexpended 31st March 1961.
(1)	(2)	(3)	(4)	(5)	(6)	(7)	(8)	(9)	(10)	(11)	(12)	(13)	(14)	(15)	(16)	(17)	(18)	(19)	(20)
	Rs.	Rs.	Rs.	Rs.	Rs.	Rs.	Rs.	Rs.	Rs.	Rs.	Rs.	Rs.	Rs.	Rs.	Rs.	Rs.	Rs.	Rs.	Rs.
Total of different Municipal Loans raised (as per Annual Account for 1960-61) ...	5,96,66,983.48																		
Amount of Loan raised from Public in 1961-62 ...	1,05,00,000.00																		
Amount of Contribution received from Government as per Annual Accounts for 1960-61 ...	76,92,044.10																		
—Do.— 1961-62 ...	5,00,000.00																		
Contribution from Budget 'A' ...	3,00,000.00																		
	7,86,59,027.67	9,07,041.64	1,65,25,070.85	1,24,073.59	50,038.09	1,55,683.68	16,09,464.29	2,57,34,776.47	1,57,19,278.39	36,400	51,91,879.73	10,44,352.16	7,29,205.49	5,84,686.74	23,62,914.64	19,83,223.12	8,23,218.47	7,35,81,557.35	50,77,470.32

## APPENDIX No. 10

## Sinking Fund

Statement showing the Actual Investments on account of the Sinking Fund of different Municipal Suburbs Loans upto 31st March 1962, compared with the amounts which should have accumulated upto that date on the basis of the Fixed Instalments and the sums set aside as Sinking Fund as on 31st March 1952.

Name of Loan.	Amount raised.	When raised.	When repayable.	Amount of Annual Sinking Fund Instalment.	Date when Sinking Fund commenced.	Amount of Sinking Fund which should have accumulated upto 31st March 1962 at compound interest.	
						Rs.	nP.
(3% basis) For Underground drainage Scheme, Kurla ...	Rs. 1,65,500	15-1-1937	15-1-1967	Rs. 3476	1-3-1938	Rs. 1,27,055	nP. 00
4½% for laying underground drain in Bandra and Khar areas	4,00,000	15-8-1935	15-11-1965	8,408	15-8-1936	3,30,206	00
4% Loan Do. Do. ...	3,00,000	20-3-1939	15-11-1965	7,782	20-3-1940	2,52,766	00
4% Municipal Suburbs Loans —	2,22,000	30-3-1940		6,089	30-3-1941	1,85,958	00
For construction of quarters for Conservancy Staff, Bandra. ...	48,000	July 1939	15-7-1969	1,008	1-3-1941	30,868	00
For repayment to Government of the cost of the Khar Water Supply Scheme (Bandra) ...	1,00,000	4-3-1942	15-7-1972	2,102	1-3-1943	56,614	00
3½% Rs. 20 lakhs Bombay Municipal Suburbs Loan of 1950-51 for financing Capital Works such as Water Works etc. ...	20,00,000	1-3-1951	1-3-1966	1,07,534	1-3-1952	13,80,705	00
3½% Rs. 25 lakhs Bombay Municipal Suburbs Loan of 1951-52 for financing Capital Work such as Water Works etc. ...	25,00,000	3-10-1951	3-10-1966	1,34,418	3-10-1952	15,63,810	00
(3½% basis) 4% Rs. 25 lakhs Bombay Municipal Suburbs Loan of 1952-53 for financing capital works such as water works etc. ...	25,00,000	1-9-1952	1-9-1964	1,68,781	1-9-1953	18,06,660	00
4% Rs. 20 Lakhs Bombay Municipal Suburbs Loan 1953-54 for financing Capital Works such as waterworks etc. ...	20,00,000	1-9-1953	1-9-1963	** 68,924	1-9-1954	6,43,223	00
4% Rs. 55 Lakhs Bombay Municipal Suburbs Loan 1954-55 for financing Capital Works such as Waterworks etc. ...	55,00,000	16-10-1954	1-9-1964	**1,89,542	16-10-1955	15,18,243	00
(3½% basis) 4% Rs. 50 Lakhs Bombay Municipal Suburbs Loan 1955-56 for financing Capital Works such as Water works etc. ...	50,00,000	15-9-1955	15-9-1967	**1,76,806	15-9-1956	11,80,062	00
4% Rs. 40 Lakhs Bombay Municipal Suburbs Loan 1956-57 for financing Capital Works such as Water works etc. ...	42,00,000	15-10-1956	15-10-1968	**1,48,517	15-10-1957	8,09,198	00
4½% Rs. 60 Lakhs Bombay Municipal Suburbs Loan of 1957-58 for financing Capital Works such as Water works etc. ...	60,00,000	1-11-1957	1-11-1969	**2,12,167	1-11-1958	9,07,313	00
4½% Rs. 60 Lakhs Bombay Municipal Suburbs Loan of 1958-59 for financing Capital Works such as Water Works etc. ...	60,00,000	11-8-1958	11-8-1970	** 2,12,167	11-8-1959	6,73,774	00
4½% Rs. 125 lakhs Bombay Municipal Suburbs Loan of 1959-60 for financing Capital works such as Water Works etc. ...	1,25,00,000	28-9-1959	28-9-1971	** 4,42,013	28-9-1960	9,15,500	00
4½% Rs. 70 lakhs B. M. Suburbs Loan 1960-61. ...	77,00,000	15-11-1960	15-11-1972	** 2,72,281	15-11-1961	2,76,110	00
4½% Rs. 10 lakhs B. M. Suburbs Internal Loan 1960-61. ...	10,00,000	1-3-1961	15-11-1985	24,832	do.	25,181	00
Total ...						1,26,83,246	00

\*\* Annual Sinking Fund instalment on 20 year's basis.

(1)	AMOUNT ACTUALLY INVESTED UPTO 31ST MARCH 1962.				Amount of Interest accrued upto 31st March 1962, to be collected and invested in 1962-63.	Total of Columns 5 and 6
	Amount of Sinking Fund invested upto 31st March 1961.	Sinking Fund Instalments paid in 1961-62.	Interest, etc., accumulations invested in 1961-62.	Total.		
	Rs. nP.	Rs. nP.	Rs. nP.	Rs. nP.		
Sinking Funds ...	1,03,06,903 17	21,86,847 00	4,15,218 77	1,29,08,968 94		
Deduct : with drawn for repayment of Loans.	...	...	...			
Total Sinking Funds ...				1,29,08,968 94		
In Public Securities as detailed in Appendix No. 16-A ...				1,29,08,956 37		
In Cash with the State, Bank of India, Dadar ...				12 57		
Total ...				1,29,08,968 94	1,20,714 58	1,30,29,683 52

\* The Market Value of the securities on 31st March 1962 is Rs. 1,29,67,512.50 as shown in Appendix No. 16A and after adding the cash balance of Rs. 12.57 and the interest accrued on the securities upto 31st March 1962 amounting to Rs. 1,20,714.58 the total amount of Sinking Fund is Rs. 1,30,88,239.65.

## APPENDIX

Statement showing Outstanding Loans due by the Municipality (Suburban Area), the Interest paid by the State Bank of India and in office during the year and the balance

Serial No.	Particulars of Loans.	Rate of Interest.	Balance due on 1-4-1961.	Amount raised in 1961-62.	Total.
(1)	(2)	(3)	(4)	(5)	(6)
	<b>Loans raised from Government.</b>	Rs.	Rs. nP.	Rs. nP.	Rs. nP.
1	Loan for laying pipe line for Oil Refineries at Trombay, 1st Instalment, Rs. 15 lakhs ...	4 %	6,71,295 89	...	6,71,295 89
	<b>Loans raised from the Public.</b>				
1	Loan for laying underground Drain in Bandra and Khar Area (Bandra).	4½%	4,00,000 00	}	9,22,000 00@
		4 %	3,00,000 00		
2	Loan for construction of quarters for Conservancy Staff (Bandra) ...	4 %	2,22,000 00	...	48,000 00@
3	Loan for repayment to Government of the cost of the Khar Water Supply Scheme (Bandra) ...	4 %	48,000 00	...	1,00,000 00@
4	Loan for underground drainage scheme (Kurla) ...	4½%	1,00,000 00	...	1,65,500 00@
5	Rs. 20 lakhs Bombay Municipal Suburbs Loan of 1950-51 for financing Capital Works such as Water Works, Roads, etc., pertaining to Budget 'D' ...	3½%	1,65,500 00	...	20,00,000 00@
6	Rs. 25 lakhs Bombay Municipal Suburbs Loan of 1951-52 for financing Capital Works such as Water Works, Roads, etc., pertaining to Budget 'D' ...	3½%	20,00,000 00	...	25,00,000 00@
7	Rs. 25 lakhs Bombay Municipal Suburbs Loan of 1952-53 for financing Capital Works such as Water Works, Roads, etc. pertaining to Budget 'D' ...	4 %	25,00,000 00	...	25,00,000 00@
8	Rs. 20 lakhs Bombay Municipal Suburbs Loan of 1953-54 for financing capital Works such as Water Works, Roads, etc. pertaining to Budget 'D' ...	4 %	25,00,000 00	...	20,00,000 00@
9	Rs. 55 Lakhs Bombay Municipal Suburbs Loan of 1954-55 for financing Capital Works such as Water Works, Roads, etc., pertaining to Budget 'D' ...	4 %	20,00,000 00	...	55,00,000 00@
10	Rs. 50 Lakhs Bombay Municipal Suburbs Loan of 1955-56 for financing Capital Works Such as Water Works, Roads, etc., pertaining to Budget 'D' ...	4 %	55,00,000 00	...	50,00,000 00@
11	Rs. 42 lakhs Bombay Municipal suburbs Loan of 1956-57 for financing Capital Works such as Water Works, Roads etc. pertaining to Budget 'D' ...	4 %	42,00,000 00	...	42,00,000 00@
12	Rs. 60 lakhs Bombay Municipal suburbs Loan of 1957-58 for financing Capital expenditure such as Water Works, Roads etc., pertaining to Budget 'D' ...	4½%	60,00,000 00	...	60,00,000 00
13	Rs. 60 Lakhs Bombay Municipal Subs Loan of 1958-59 for financing Capital expenditure such as Water Works Roads etc. Pertaining to Budget 'D' ...	4½%	60,00,000 00	...	60,00,000 00
14	Rs. 1 Crore 25 lakhs Bombay Municipal Subs Loan of 1959-60 for financing capital expenditure such as Water Works, Road etc. Pertaining to Budget 'D' ...	4 %	1,25,00,000 00	...	1,25,00,000 00
15	Rs. 70 lakhs Bombay Municipal (Subs.) Loan of 1960-61.	4½%	77,00,000 00	...	77,00,000 00
16	Rs. 10 lakhs Bombay Municipal (Subs.) Internal Loan of 1960-61.	4½%	10,00,000 00	...	10,00,000 00
17	Rs. 50 lakhs Bombay Municipal (Subs.) Loan of 1961-62.	4½%	...	55,00,000 00	55,00,000 00
18	Rs. 50 lakhs Bombay Municipal (Subs.) Internal Loan of 1961-62.	4½%	...	50,00,000 00	50,00,000 00
	Total ...		5,88,06,795 89	1,05,00,000 00	6,93,06,795 89

@ Asunder the terms of these loans the bonds cannot be repaid to the holders before the dates stipulated in the debentures,



## No. 11

Outstanding on 1st April 1962 on the different Loans, the amount payable for the year 1961-62, the amount outstanding on 31st March 1962.

Amount repaid in 1961-62.		Balance due on 31-3-1962.		Interest outstanding on 1-4-1961.		Interest payable in 1961-62.		Total Interest due.		Deduct—Interest paid.		Outstanding Balance on 31-3-1962.	
(7)		(8)		(9)		(10)		(11)		(12)		(13)	
Rs.	nP.	Rs.	nP.	Rs.	nP.	Rs.	nP.	Rs.	nP.	Rs.	nP.	Rs.	nP.
1,58,065	12	5,13,210	77	298	35	26,781	62	27,079	97	26,851	88	228	09
...		9,22,000	00	1,776	00	38,880	00	40,656	00	39,131	25	1,524	75
...		48,000	00	180	00	1,920	00	2,100	00	2,100	00	00	00
...		1,00,000	00	600	00	4,000	00	4,600	00	4,600	00	00	00
...		1,65,500	00	2,283	75	7,447	50	9,731	25	6,957	00	2,774	25
...		20,00,000	00	1,105	00	65,000	00	66,105	00	60,417	50	5,687	50
...		25,00,000	00	...		93,750	00	93,750	00	93,750	00	00	00
...		25,00,000	00	14,180	00	1,00,000	00	1,14,180	00	93,992	00	20,188	00
...		20,00,000	00	...		80,000	00	80,000	00	80,000	00	00	00
...		55,00,000	00	...		2,20,000	00	2,20,000	00	2,20,000	00	00	00
...		50,00,000	00	5,154	00	2,00,000	00	2,05,154	00	1,99,832	00	5,322	00
...		42,00,000	00	...		1,68,000	00	1,68,000	00	1,68,000	00	00	00
...		60,00,000	00	...		2,55,000	00	2,55,000	00	2,55,000	00	00	00
...		60,00,000	00	637	50	2,55,000	00	2,55,637	50	2,55,000	00	637	50
...		1,25,00,000	00	2,33,900	00	5,00,000	00	7,33,900	00	5,63,780	00	1,70,120	00
...		77,00,000	00	...		3,27,250	00	3,27,250	00	3,14,134	34	13,115	66
...		10,00,000	00	...		29,986	11	29,986	11	29,986	11	...	
...		55,00,000	00	...		...		...		...		...	
...		50,00,000	00	...		...		...		...		...	
1,58,065	12	6,91,48,710	77	2,60,114	60	23,73,015	23	26,33,129	83	24,13,532	08	2,19,597	75

The Sinking Fund has been invested as shown in detail in Appendix No. 10.

**APPENDIX No. 12**  
**Statement of Advance for 1961-62.**

Name of Account.	Opening Balance on 1st April 1961	Debits during 1961-62.	Total.	Credits during 1961-62.	Closing Balance on 31st March 1962.
	Rs.	Rs.	Rs.	Rs.	Rs.
<b>Departmental Works</b> ...					
Water Works ...	1,30,266	1,24,134	2,54,400	32,654	2,21,746
Roads Buildings and Drainage ...	20,97,055	12,47,268	33,44,323	9,52,276	23,92,047
<b>Total</b> ...	<b>22,27,321</b>	<b>13,71,402</b>	<b>35,98,723</b>	<b>9,84,930</b>	<b>26,13,793</b>
<b>Private Works</b> ...					
Water Works ...	83,643	11,400	95,043	31,997	63,046
Roads Buildings and Drainage ...	2,27,956	1,32,122	3,60,078	52,148	3,07,930
<b>Total</b> ...	<b>3,11,599</b>	<b>1,43,522</b>	<b>4,55,121</b>	<b>84,145</b>	<b>3,70,976</b>
<b>Municipal Officers—</b>					
Dishonoured Cheques ...	...	4,88,393	4,88,393	4,88,393	...
Standing Advances for Contingent Expenses ...	25,617	4,050	29,667	703	28,964
Motor Cars and Motor Cycles to Officers ...	23,635	13,140	36,775	8,579	28,196
Cycle Advances to Subordinates ...	...	...	...	...	...
<b>Total</b> ...	<b>49,252</b>	<b>5,05,583</b>	<b>5,54,835</b>	<b>4,97,675</b>	<b>57,160</b>
Advances—Sundries and Miscellaneous ...	34,12,366	16,53,369	50,65,735	18,77,826	31,87,909
Municipal contractors ...	855	49	904	463	441
Advances Sundries cost of revision of grades of Suburban Staff ...	...	...	...	...	...
Demolition of Shed ...	4,649	542	5,191	...	5,191
Advances for Improvement of private streets ...	1,84,931	4,409	1,89,340	4,674	1,84,666
Purchase of Petrol and Diesel oil ...	1,57,990	3,39,313	4,97,303	43,940	4,53,363
<b>Total</b> ...	<b>37,60,791</b>	<b>19,97,682</b>	<b>57,58,473</b>	<b>19,26,903</b>	<b>38,31,570</b>
<b>Grand Total</b> ...	<b>63,48,963</b>	<b>40,18,189</b>	<b>1,03,67,152</b>	<b>34,93,653</b>	<b>68,73,499</b>

**APPENDIX No. 13**  
*Statement of Deposit Account for 1961-52*

Name of Account.	Opening Balance on 1st April 1951.	Credits during 1961-62.	Total.	Debits during 1961-62.	Closing Balance on 31st March 1962.
	Rs.	Rs.	Rs.	Rs.	Rs.
<b>A.—Cash Deposits from Contractors, etc.—</b>					
(1) From Contractors ... ..	4,76,295	1,65,755	6,42,050	2,10,686	4,31,364
(2) From Tenderers ... ..	1,96,650	2,30,628	4,27,278	2,99,720	1,27,558
<b>B.—Cash Deposits from Private Parties received through Departmental Officers—</b>					
(1) Deputy City Engineer, ... ..	6,29,436	1,30,907	7,60,343	59,211	7,01,132
(2) Executive Engineer, Water Works ... ..	18,47,342	5,29,576	23,76,918	3,56,347	20,20,571
(3) Deputy Assessor and Collector ... ..	13,58,123	50,94,276	64,52,399	49,08,338	15,44,061
(4) Deputy Executive Health Officer ... ..	42,867	37,875	80,742	10,217	70,525
(5) Assistant Superintendent of Licenses ... ..	5,28,310	1,40,853	6,69,163	24,970	6,44,193
(6) Assistant Superintendent of Markets ... ..	79,792	49,449	1,29,241	79,213	50,028
(7) Assistant Head Supervisor ... ..	10,115	22,797	32,912	5,817	27,095
(8) Deputy Municipal Commissioner ... ..	12,198	1,398	13,596	591	13,005
(9) A. E. N. Ward— ... ..	1,26,673	33,893	1,60,566	14,759	1,45,807
(10) A. E. T. P. Schemes ... ..	14,20,619	2,49,350	16,69,969	46,665	16,23,304
(11) Insecticide Officer ... ..	9,925	16,258	26,183	4,336	21,847
(12) C. L. ... ..	3,660	1,604	5,264	992	4,272
(13) C. O. Fire Brigade ... ..	1,400	...	1,400	1,400	...
(14) Superintendent of Gardens ... ..	42	5,512	5,554	25	5,529
(15) E. E. C. D. ... ..	345	1,348	1,693	...	1,693
<b>C.—Other Cash Deposits ... ..</b>	<b>38,04,955</b>	<b>28,28,114</b>	<b>66,33,069</b>	<b>24,93,063</b>	<b>41,40,006</b>
<b>D.—Cash Deposits from Lessees ... ..</b>	...	...	...	...	...
<b>E.—Paper Deposits kept in Office—</b>					
(1) From Contractors, etc. ... ..	42,740	1,71,500	2,14,240	61,840	1,52,400
(2) From Tenderers ... ..	18,200	19,500	37,700	35,700	2,000
(3) Investment of Municipal Fund ... ..	...	...	...	...	...
(4) Securities held under objection ... ..	25,000	...	25,000	...	25,000
<b>F.—Paper Deposits from Municipal Employees and Contractors lodged with the Imperial Bank of India ... ..</b>	<b>4,09,750</b>	<b>27,740</b>	<b>4,37,490</b>	<b>1,74,600</b>	<b>2,62,890</b>
<b>G.—Paper Deposits from Lessees etc., lodged with the Imperial Bank of India &amp; Reserve Bank ... ..</b>	...	...	...	...	...
<b>H.—Sales Tax</b>	277	778	1,055	257	798
<b>I.—Cash deposit from retired Municipal employees opting for Pension ... ..</b>	<b>2,07,200</b>	...	<b>2,07,200</b>	<b>2,07,200</b>	...
<b>Total ...</b>	<b>1,12,51,914</b>	<b>97,59,111</b>	<b>2,10,11,025</b>	<b>89,95,947</b>	<b>1,20,15,078</b>

## APPENDIX No. 14

Statement showing Interest accrued but not paid in respect of the following Municipal Loans credited to Suspense Account pending adjustment in their respective years of repayment, outstanding on 31st March 1962.

Year of Adjustment.	Particulars of Loans.	Amount of Interest accrued but not paid outstanding.		Date of Maturity of the Loan.
		Rs.	nP.	
1951-52	... 3½% Rupees 20 Lakhs Loan (1950-51) ...	5,416	69	1st March 1966.
1952-53	... 3¾% Rupees 25 Lakhs Loan (1951-52) ...	46,354	19	3rd October 1966.
1953-54	... 4½% Bandra Municipal Loan Rs. 4 Lakhs out of Rs. 9.22 Lakhs (1935).	6,750	00	15th November 1965.
Do.	... 4% Bandra Municipal Loan Rs. 3 Lakhs out of Rs. 9.22 Lakhs (1939).	4,500	00	Do.
Do.	... 4% Bandra Municipal Loan Rs. 2.22 Lakhs out of Rs. 9.22 Lakhs (1940).	3,330	00	Do.
Do.	... 4% Rs. 48,000 Loan Bandra Municipl Loan (1941)	400	00	15th July 1969.
Do.	... 4% Rs. 1 Lakh Loan—Bandra Municipal Loan (1942).	833	31	15th July 1972.
Do.	... 4½% Rs. 1,65,500 Loan—Kurla Municipal Loan (1937).	1,551	56	15th January 1967.
Do.	... 4% Rs. 25 Lakhs Loan (1952-53) ...	8,333	31	1st September 1964.
1954-55	... 4% Rs. 20 Lakhs Loan (1953-54) ...	6,666	69	1st September 1963.
1955-56	... 4% Rs. 55 Lakhs Loan (1954-55) ...	18,333	33	1st September 1964.
1956-57	... 4% Rs. 50 Lakhs Loan (1955-56) ...	8,333	34	15th September 1967.
1957-58	... 4% Rs. 42 Lakhs Loan (1956-57). ...	77,000	00	15th October 1968.
1958-59	... 4½% Rs. 60 Lakhs Loan (1957-58). ...	1,06,250	00	1st November 1969.
1959-60	... 4½% Rs. 60 Lakhs Loan (1958-59). ...	35,416	66	11th August 1970.
1960-61	... 4% Rs. 125 Lakhs Loan (1959-60). ...	4,166	66	28th September 1971.
1961-62	... 4½% Rs. 77 Lakhs Loan (1960-61). ...	1,23,627	78	15th November 1972.
Do.	... 4½% Rs. 10 Lakhs Internal Loan (1960-61). ...	3,541	67	15th November 1985.
	Total ...	4,60,805	19	

## APPENDIX No. 15

Statement showing the Amounts of the Receipts and Expenditure respectively credited and debited to the Municipal Fund during the year 1961-62 and the Balance at the credit of the Fund at the close of the year 1961-62 (i.e., 31st March 1962).

	Details.		Total.	
	Rs.	nP.	Rs.	nP.
<b>RECEIPTS—A.—REVENUE ACCOUNT.</b>				
<b>1.—General Tax, Indirect Taxation and Miscellaneous Revenue—</b>				
A.—General Tax	1,25,61,497	83		
B.—Grants-in-aid in respect of fines for offences against the law	50,011	18		
C.—Interest and profit on Investment of Surplus Loans and other balances	6,9954	01		
D.—Miscellaneous	1,03,074	55	1,33,34,537	57
<b>2. Water Works—Water Tax and other Miscellaneous Water Works Revenue</b>			79,54,339	73
<b>3. Education—Primary</b>				
<b>4. Education—Secondary</b>			1,281	29
<b>5. Public Health Department</b>			37,380	05
<b>6. Medical Relief and Education</b>			18,383	00
<b>7.—Street Cleansing and Conservancy, Road Watering and Halalkhore Service—</b>				
A.—Halalkhore Tax	16,23,403	07		
B.—Miscellaneous	73,274	31		
C.—Veterinary Department	4,398	57	17,01,075	95
<b>8. Roads, Storm water Drains and Public Lighting</b>				
A.—Wheel Tax and Government Contribution in lieu of Tolls	4,23,895	92		
B.—Ground Rent	2,319	87		
C.—Miscellaneous	98,333	72		
D.—Ferry Receipts	23,044	00	5,47,593	51
<b>9. Mechanical</b>			2,885	82
<b>10. Buildings, Land Acquisition and Management—</b>				
A.—Sale Proceeds of Surplus Land	21,187	50		
B.—Rent of Buildings	22,467	87		
C.—Ground Rent	3,656	43		
D.—Miscellaneous	28,962	62		
E.—Rent of Municipal Land at Khar etc.			76,274	42
<b>11. Fire Brigade—</b>				
A.—Fire Tax	5,24,335	78		
B.—Other Receipts	5,329	33	5,29,665	11
<b>12. Licensing, Removal of Encroachments on Public Streets and Administration of Shops and Establishment Act, 1948 and Theatre Tax—</b>				
A.—Licences for Dangerous and Offensive Trades	3,88,823	87		
B.—Removal of Encroachments on Public Streets, Licences for squatters and Hawkers and fees for removal of encroachments	1,02,156	59		
C.—Grants-in-aid from Government for the Administration of Shops and Establishment Act, 1948	25,744	71		
D.—Miscellaneous	1,31,133	73		
E.—Receipts from Theatre Tax	1,47,173	37		
F.—Parking fees			7,95,032	27
<b>13. Gardens and Open Spaces</b>			6,673	81
<b>14. Markets and Slaughter Houses</b>			8,59,134	80
<b>15. Contribution from Capital Funds to Revenue on account of Loan Works Staff</b>			4,63,704	21
<b>16. Rebate from Government on account of Collection of the Urban Immoveable Property Tax in the Suburbs</b>			43,504	08
<b>17. Grants-in-aid from Government</b>				
<b>18. Share from Budget 'A' for Town Duties under Section 123(B)2</b>			20,09,760	00
<b>19. Receipts from Government on account of U.I.P. Tax</b>			12,36,446	32
<b>Total—Revenue Receipts</b>			2,96,17,671	94

## APPENDIX NO. 15—(Contd.)

	Details		Total.	
	Rs.	nP.	Rs.	nP.
<b>RECEIPTS—B.—CAPITAL ACCOUNT.</b>				
Capital Receipts—				
Debt Principal	...		Dr. 1,58,085	12
New Loan 1960-61	...		1,05,00,000	00
Trust Funds	...		15,000	00
Contribution from Govt. equal to 1/3rd of the Exp. etc.	...		5,00,000	00
Contribution from Hospital Fund of Budget 'A'	...		...	
Total—Capital Account Receipts	...		1,08,56,914	88
<b>RECEIPTS—C.—SUSPENSE ACCOUNT.</b>				
<b>I.—Sinking and Special Fund Accounts—</b>				
Sinking and Special Fund Accounts	...	26,29,623	26	
Loan Redemption Fund	...	1,58,085	12	
<b>II.—Paper and Cash Accounts—</b>				
(1) Sinking Funds	...	9,84,890	04	
(2) Special Funds	...	5,921	66	
(3) Surplus Funds	...	35,33,339	77	
(4) Loan Funds	...	20,342	80	
State Bank of India and Other Local Banks on account of Sundry Deposits	...	5,27,27,325	69	
<b>III.—Suspense Accounts—</b>				
Deposit Account	...	97,59,113	01	
Advances for demolition of unauthorised structures and for removal of unsafe buildings in the suburbs	...	...		
Advances for improvement of Private streets	...	4,674	47	
Advances for purchase of Petrol	...	43,940	20	
Advances for Departmental Works	...	9,84,929	83	
Advances for Private Works	...	84,145	32	
T. P. Schemes	...	...		
Advances Sundries Miscellaneous Advances	...	18,77,825	85	
Advances cost of Revision of Grades	...	...		
Advances Municipal Contractors	...	462	88	
Advances loss or gain due to conversion to Decimal coinage	...	0	05	
Advances—Municipal Officers—				
(a) Dishonoured Cheques	...	4,88,393	27	
(b) Standing Advances for Contingent Expenses	...	702	60	
(c) Motor Cars and Motor Cycles to Officers	...	8,579	10	
(d) Cycle advances to Subordinates	...	...		
Provident Fund (Suburbs)	...	22,64,055	03	
Interest Receivable Account	...	...		
Greater Bombay Suburbs Municipal Corporation Loans	...	...		
Interest Warrants Payable Account	...	13,56,533	99	
Interest accrued but not paid	...	1,7,169	45	
Cash Bills Outstanding Account	...	14,626	85	
Cheques Payable	...	7,07,24,279	41	
Plant and Machinery to be purchased out of S. C. B.	...	1,66,644	87	
Wages Deposit Account	...	9,60,191	13	
Advances out of Surplus Cash Balance for financing the expenditure on Capital Works Loan Funds	...	...		
Total,—Suspense Account Receipts—I, II, III.	...		8,88,66,267	31
<b>EXPENDITURE—A.—REVENUE ACCOUNT.</b>				
<b>I.—General Supervision, Collection of Revenue, etc.—</b>				
<b>A.—General Superintendence—</b>				
(a) Corporation & Standing Committee	...	1,31,101	00	
(b) Chief Auditor's Establishment	...	39,315	60	
(c) Municipal Commissioner's Office	...	1,00,048	12	
(d) Audit and Accounts	...	3,04,619	34	
(e) Public Relations Department	...	59,114	36	
<b>B.—Collection of Revenue—(a) Property and Wheel Tax Establishment</b>				
Establishment	...	4,70,274	18	
<b>C.—Upkeep and guarding of Municipal Offices</b>				
Establishment	...	74,634	18	
<b>D.—Miscellaneous Charges</b>				
Establishment	...	27,875	60	
<b>E.—Election expenses</b>				
Establishment	...	1,94,613	15	
<b>F.—New Works</b>				
Establishment	...	...		
<b>G.—P. F. Pension etc.</b>				
Establishment	...	53,531	78	
<b>H.—Debt Charges</b>				
Establishment	...	59,457	52	
			15,14,584	83
Carried forward			15,14,584	83

APPENDIX No. 15—(Contd.)

	Details.		Total.	
	Rs.	nP.	Rs.	nP.
Brought over ...			15,14,584	83
<b>EXPENDITURE—A.—REVENUE ACCOUNT—(Contd.)</b>				
II.—Water Works—				
A.—Maintenance	58,53,143	75		
B.—New Works	...	...		
C.—Debt Charges	12,95,295	59		
D.—P. F. & Pensions etc.	44,998	37		
E.—Proportionate cost etc.	2,91,119	09		
			74,84,556	80
III.—Education—Primary	...	...		
IV.—Education—Secondary	24,232	83	24,232	83
V.—Public Health Department—				
A.—General Superintendence	12,43,518	94		
B.—Supply of Milk and Snacks to undernourished needy children attending Municipal Schools.	2,10,123	87		
C.—New Works	...	...		
D.—P. F. Pension etc.	41,619	24		
E.—Debt Charges	43,535	39		
F.—Census	17,968	42		
G.—Malaria eradication programme	704	85		
VI.—Medical Relief and Education—			15,57,470	71
A.—Hospitals and Maternity Homes—				
(a) Hospitals				
(i) K. B. Bhabha Hospital, and Sir C. J. R. Dispensary, Bandra	4,25,588	73		
(ii) K. B. Bhabha Hospital, Kurla	2,36,368	46		
(iii) M. G. H. Rajawadi Ghatkoper	2,00,001	91		
(iv) Municipal Infectious Diseases Hospital Marol	4,996	00		
(v) Medico Social Centres	4,401	96		
(b) Maternity Homes	3,02,832	69		
B.—Dispensaries—				
(a) Dispensary, for out patients (Allopathic)	3,41,576	95		
(b) Municipal Mobile Dispensary at Rajawadi Ghatkoper	25,317	56		
(c) Mobile Hospital (Dispensary)	1,38,100	00		
C.—Clinics	63,435	63		
D.—Medical and Nursing Assistance to poor people in their houses	...	...		
E.—Clinics for treatment of leprosy cases	4,933	00		
F.—New Works	...	...		
G.—Grant in aid to Public Institutions	70,626	25		
H.—P. F. Pension etc.	24,193	75		
I.—Debt Charges	2,31,539	69		
VII.—Street Cleansing and Conservancy, Road Watering and Halalkhore Service—			20,73,912	58
A.—Street Cleansing and Conservancy	1,70,163	48		
B.—Collection Loading removal and disposal of T. R. etc.	20,66,124	98		
C.—Road Watering	4,414	00		
D.—Halalkhore Service	11,37,049	12		
E.—New Sewers	1,29,520	23		
F.—New Works	...	...		
G.—Depreciation on Plant and Machinery	14,652	25		
H.—P. F. Pension etc.	87,621	63		
I.—Proportionate cost etc.	93,909	38		
J.—Debt Charges	18,57,796	01		
VIII.—Roads, S.W. Drains and Public lighting			65,61,251	08
A.—General	2,79,059	43		
B.—Maintenance of Roads	22,61,748	61		
C.—Public Lighting	9,13,880	60		
D.—Maintenance of S. W. Drains	1,10,765	89		
E.—Unkeep of Ferry Boats	30,991	29		
F.—Depreciation on Plant and Machinery	1,23,895	00		
G.—New Works	...	...		
H.—P. F. Pension etc.	73,983	70		
I.—Praportionate cost etc.	46,954	69		
J.—Debt Charges	11,32,857	94		
IX.—Mechanical			49,74,137	15
A.—Assistant Engineer Transport Office Establishment	2,74,324	05		
B.—Maintenance of electric Installation.—	11,169	20		
C.—Asst. Engineer Mechanical Office Establishment	24,146	63		
D.—New Works	...	...		
F.—P. F. & Pensions etc.	13,759	33		
X.—Buildings, Land Acquisition and Management—			3,23,399	26
A.—Asstt. Engineer (Subs)'s Office Establishment	2,60,103	30		
B.—Inspection and Supervision of Private Buildings	2,07,886	74		
C.—Inspection and supervision of factories, workshops and workplaces.	36,090	21		
D.—Land Acquisition	3,356	05		
E.—New Works	...	...		
F.—Lump Sum Provision for granting Improvements Subsidies etc.	...	...		
G.—P. F. Pension etc.	16,316	50		
H.—20% Proportionate cost on account of staff etc.	...	...		
I.—Debt Charges	2,97,245	14		
Carried forward			8,20,997	94
			2,53,34,543	13

## APPENDIX No. 15—(Contd.)

	Details.		Total.	
	Rs.	nP.	Rs.	nP.
Brought over ...			2,53,34,543	13
<b>XI.—Fire Brigade—</b>				
A.—Maintenance ...	2,87,796	67		
B.—New Works ...	...	...		
C.—Proportionate cost etc. ...	18,781	87		
D. P. F Pension ...	500	00		
E.—Debt Charges ...	1,00,666	51		
			4,07,745	05
<b>XII.—Licensing and Removal of Encroachment on Public Streets</b>				
Administration of Shops and Establishment Act, 1948				
Administration of Theatre Tax and Parking Grounds—				
A.—Licensing Establishment ...	98,111	97		
B.—Removal of Encroachments on Public Streets ...	375 8	58		
C.—Administration of Shops and Establishment Act, 1948 ...	70,725	92		
D.—Administration of Theatre Tax ...	178	50		
E.—P. F. Pension etc. ...	10,653	61		
			2,17,198	58
<b>XIII.—Gardens and Open Spaces—</b>				
A.—Maintenance ...	1,86,585	98		
B.—New Works ...	...	...		
C.—P. F. Pension etc. ...	1,123	87		
D.—Debt charges ...	18,270	76		
			2,05,980	16
<b>XIV.—Markets and Slaughter Houses—</b>				
A.—Markets & Slaughter Houses ...	3,29,523	34		
B.—New Works ...	...	...		
C.—P. F. Pension etc. ...	8,556	37		
D.—Debt Charges ...	57,856	16		
			3,95,935	87
<b>XV.—Contribution to</b>				
(1) Education Fund under Section 126(c) of the Bombay Municipal Corporation Act ...	28,16,806	00		
(1a) Special Contribution to Budget 'E' subject to proposed amendment to Section 126C(c) to Bombay Municipal Corporation Act ...	...	...		
(2) Budget 'B' under Section 125 (2) (e) of the Bombay Municipal Corporation Act ...	11,26,722	00		
Town planning schemes in respect of Municipal plots ...	...	...		
			39,43,528	00
Municipal Debt Interest ...	...	...		
<b>XVI.—Miscellaneous</b> ...	...	...	3,83,200	00
<b>Total,—Expenditure—A.—Revenue Account</b> ...			3,08,88,131	24
<b>EXPENDITURE—B.—CAPITAL ACCOUNT.</b>				
I.—General Supervision Collection of Revenue, etc. ...	1,23,518	46		
II.—Water Works ...	20,41,840	05		
III.—Education—Primary ...	8,113	35		
IV.—Education—Secondary ...	35,710	07		
V.—Public Health Department ...	1,06,700	33		
VI.—Medical Relief and Education ...	2,77,428	30		
VII.—Street Cleansing and Conservancy ...	22,82,833	57		
VIII.—Roads, S.W Drains and Public lighting ...	42,82,058	77		
IX.—Mechanical ...	36,400	00		
X.—Buildings, Land Acquisition and Management ...	8,70,865	34		
XI.—Fire Brigade ...	55,216	72		
XIII.—Gardens and open spaces ...	4,12,85	40		
XIV.—Markets and Slaughter Houses ...	1,00,256	84		
XV.—Village Amenities ...	2,08,323	44		
Advances for purchase of Plant and Machinery ...	11,344	63		
Discount and other charges ...	...	...		
Assets written off ...	...	...		
Trust Fund Expenditure ...	15,000	00		
<b>Total—Capital Account Expenditure</b> ...	...	...	1,08,67,795	27
<b>EXPENDITURE—C.—SUSPENSE ACCOUNT.</b>				
I.—Sinking and Special Fund Accounts—				
Sinking and Special Fund Accounts ...	24,190	68		
Loan Redemption Fund ...	...	...	24,190	68
II.—Paper and Cash Accounts—				
(1) Sinking Funds ...	35,86,955	81		
(2) Special Funds ...	9,288	47		
(3) Surplus Funds ...	78,03,972	82		
(4) Loan Funds ...	67,547	53		
State Bank of India and Other Local Banks on account of Sundry Deposits ...	4,71,31,813	47	5,85,99,578	10
<b>Carried forward</b> ...			5,86,23,768	78





## APPENDIX No. 16

Comparison of Face, Purchase and Market Values at 31st March 1962 of different Securities held in the following Special Funds.

Name of Fund.	Particulars of Securities.	Face Value.	Purchase Rate Per Cent.	Actual Cost at Purchase Rate.	Market Rate Per Cent	Value at Market Rate.
	<i>In Bank Treasury.</i>	Rs.	Rs. a. p.	Rs. nP.	Rs. nP.	Rs. nP.
Water Mains Depreciation Fund (Bandra and Kurla)	4% Government Loan 1930 ...	10,000	99.90	9,900 00	99 25	9,925 00
	3½% Municipal Debentures 1965-66 ...	4,800	96 12 6	4,645 50	Par.	4,800 90
	3% Government Funding Loan 1966-68.	10,000	Par.	10,000 00	96 20	9,620 00
	3% Government Loan 1963-65 ...	18,100	Do.	18,100 00	93 65	17,855 65
	3% Government Loan 1963-65 ...	200	98 10 0	197 24	98 65	197 30
	3% G. P. Notes (1896-97) — ...	7,900	Par.	7,900 00	70 90	5,601 10
	3% Conversion Loan 1946 ...	16,100	Do.	16,100 00	70 80	11,398 80
	Total Rs. ...	67,100		66,842 74		59,397 85
Hospital Fund ...	3½% Municipal Debentures 1965-66 ...	22,000	96 12 6	21,291 87	Par.	22,000 00
	3% Conversion Loan 1946 ...	43,500	Par.	43,500 00	70 80	72,570 00
	Do. (Stock Certificates)	59,000	Do.	59,000 00		
		Total Rs. ...	1,24,500		1,23,791 87	
Secondary Schools Committee Gymnasium Fund (Bandra).	3% Conversion Loan 1946 ...	4,600	Par.	4,600 0 0	70 80	3,256 80
		Total Rs. ...	4,600	4,600 0 0		3,256 80
		Grand total Rs. ...	1,96,200		1,95,234 61	

## APPENDIX No. 16 A

Comparison of Face, Purchase and Market Values at 31st March 1962 of the different Securities held in Sinking Fund.

Particulars of Securities.	Face Value.	Purchase Rate Per Cent.	Book Value.		Market Rates Per Cent.	Value at Market Rate (Municipal Debentures being valued at Par.)		
			Rs.	p.		Rs.	p.	
<i>In Bank Treasury.</i>	Rs.	Rs. a. p.	Rs.	p.	Rs.	p.	Rs.	p.
3½ % Municipal Debentures	50,000	96 14 0	48,437	50	@ Par.		50,000	00
3½ % do.	2,70,000	96 12 6	2,61,309	37	@ Par.		2,70,000	00
3½ % do.	5,00,000	94 0 0	4,70,000	00	@ Par.		5,00,000	00
3½ % do.	5,00,000	Par.	5,00,000	00	@ Par.		5,00,000	00
4 % do.	5,00,000	Par.	5,00,000	00	@ Par.		5,00,000	00
4 % do.	5,00,000	97 12 0	4,88,750	00	@ Par.		5,00,000	00
4 % do.	5,00,000	99 12 0	4,98,750	00	@ Par.		5,00,000	00
4 % do.	5,00,000	99 8 0	4,97,500	00	@ Par.		5,00,000	00
4 % do.	15,00,000	99 8 0	14,92,500	00	@ Per.		15,00,000	00
4½ % Bombay Municipal Internal Loan of 1958								
Budget 'A'	9,99,400	99 4 0	9,91,004	50	@ Par.		9,99,400	00
Budget 'F'	5,00,000	Par.	5,00,000	00	@ Par.		5,00,000	00
4½ % Bombay Municipal Corporation Internal loan (Budget D) 1960	10,00,000	Par.	10,00,000	00	Par.		10,00,000	00
4½ % Do. do. 1961	3,95,200	Par.	3,95,200	00	Par.		3,95,200	00
4 % Bandra Municipal Debentures	2,000	98 0 0	1,960	00	@ Par.		2,000	00
3½ % Government of India Loan 1974	5,00,000	98 8 0	4,92,500	00	99 15		4,95,750	00
4 % Government Loan 1980	55,000	99.90	54,945	00	99 25		54,587	50
4½ % Bombay State Development Loan 1971	5,00,000	99 12 0	4,98,750	00	100 50		5,02,500	00
4 % Calcutta Port Trust Loan	1,00,000	97 12 0	97,750	00	97 25		97,250	00
4 % Madhyapradesh State development Loan 1971	6,30,000	99 0 0	6,23,700	00	97 75		6,15,825	00
4 % Maharashtra State Development loan 1969	15,00,000	Par.	15,00,000	00	99 00		14,85,000	00
4½ % Maharashtra State Electricity Bonds	20,00,000	99 75	19,95,000	00	100 00		20,00,000	00
Grand Total	1,30,01,600		1,29,08,956	37			1,29,67,512	50

## APPENDIX No. 16 B

Statement showing the amount of and object for which the Donations held under Public Monuments Maintenance Fund were received from different parties upto 31st March 1962.

Name of Donor.	Object for which the donation is given.	Particulars of Securities.	Face Value.	Rate per cent.	Book Value.
			Rs.	Rs.	Rs.
				Par.	p.
Sbri Wadia	Wadia Water Supply Fund (Parle-Andheri). For maintaining a fountain at Andheri Naka	3% Conversion Loan 1946	14,800	Par.	14,800 00
Sbri Kane	Kane Memorial Fund (Bandra). For maintaining a fountain at Bandra	Do. do.	1,500	Do.	1,500 00
Messrs Gordhandas Jamnadas & Co.	For maintaining 2 Beds @ S.V.K. Maternity Home at Ghatkoper	Do. do.	17,700	Do.	17,700 00
		Total	34,000		34,000 00
Jafferbhoy Ludha Chatur (Through Bandra Municipality).	Donation for construction and maintenance of water trough at Bandra.	In Cash			17 94
		Grand Total			34,017 94

APPENDIX No. 17

INCOME OF THE BOMBAY MUNICIPAL CORPORATION BUDGET 'D' FROM THE YEAR 1950-51 TO THE CLOSE OF THE FINANCIAL YEAR 1961-62.

Year.	TAXATION PROPER.					SERVICES RENDERED.					MISCELLANEOUS		Year.	Population by Census.	Incidence of Taxation per head of population.
	Gross Valuation.	General Tax.	Wheel Tax and Tolls.	Licenses for Trades, land, Conveyances Music, etc.	Town Duties.	Fire Tax.	Total Taxation Proper.	Halalkhore Tax.	Water Tax.	Total Services rendered.	Returns from Property and Miscellaneous	Total Income.			
	Rs.	Rs.	Rs.	Rs.	Rs.	Rs.	Rs.	Rs.	Rs.	Rs.	Rs.	Rs.	Rs.	Rs.	Rs. a p.
1950-51	1,67,09,272	21,17,905	1,49,360	55,370	10,00,000	1,16,581	21,22,635	6,97,681	13,48,809	20,46,490	17,47,404	61,16,529	1950-51	5,10,151	7 13 6
1951-52	2,91,19,370	28,85,324	2,96,087	1,60,077	12,96,074	1,90,787	43,58,069	6,27,415	14,14,363	20,41,778	23,99,538	88,99,385	1951-52	5,10,151	12 11 11
1952-53	3,05,31,611	39,26,858	3,89,385	4,45,175	10,00,000	2,12,431	64,48,279	6,03,537	20,78,179	26,81,716	23,72,919	1,13,02,914	1952-53	5,10,151	17 8 1
1953-54	3,48,91,126	48,13,357	4,59,391	3,55,029	13,14,471	2,34,585	72,54,679	6,55,043	29,68,257	36,23,300	25,53,275	1,33,31,254	1953-54	5,10,250	21 1 11
1954-55	4,53,11,386	50,65,819	4,62,588	3,68,904	13,71,095	2,34,585	75,02,991	6,74,621	30,78,458	37,53,079	28,04,138	1,40,60,208	1954-55	5,10,250	22 0 11
1955-56	4,97,22,892	58,17,965	4,91,474	3,73,456	14,08,166	2,59,392	83,50,453	6,80,097	38,03,472	44,83,569	29,20,869	1,57,54,891	1955-56	5,10,250	25 2 5
1956-57	4,94,60,710	65,29,403	5,53,088	4,14,844	16,87,867	3,06,633	94,91,845	9,02,211	35,81,651	44,83,862	29,49,001	1,69,25,608	1956-57	5,10,250	27 6 3
1957-58	5,24,24,669	68,19,629	4,48,962	4,55,862	17,60,440	3,02,083	97,86,976	8,90,480	48,62,420	57,52,900	44,64,509	2,00,04,455	1957-58	5,10,250	30 46
1958-59	5,87,99,115	69,74,001	4,15,255	5,15,469	17,37,063	3,09,324	99,51,112	9,30,870	48,65,431	57,96,301	43,4,612	2,00,52,025	1958-59	5,10,500	30 86
1959-60	6,41,58,972	83,21,564	5,09,703	5,40,713	16,41,806	3,53,022	1,13,68,808	10,45,509	61,41,230	71,86,709	45,38,343	2,30,93,890	1959-60	5,10,250	36 31
1960-61	7,53,33,939	1,09,75,997	6,65,284	6,28,404	18,22,001	4,42,004	1,45,33,690	14,09,584	65,86,667	79,96,251	32,49,190	2,57,79,131	1960-61	10,36,104	21 74
1961-62	8,18,65,237	1,25,61,498	4,23,896	7,95,032	20,09,760	5,24,336	1,63,14,522	16,23,403	71,52,408	87,75,811	45,27,339	2,96,17,672	1961-62	10,36,585	24 20

† Includes Rs. 26,112-6-0 on account of Tax on industrial concerns.  
§ Figure taken as per Greater Bombay, District Census Hand Book.

\* Figures as per census of 1960-61 as supplied by D.E.H.O.

APPENDIX No. 18

EXPENDITURE OF THE BOMBAY MUNICIPAL CORPORATION BUDGET 'D' FROM THE YEAR 1950-51 TO THE CLOSE OF THE FINANCIAL YEAR 1961-62.

Year.	General Superintendence.	Assessment and Collection.	Fire Brigade.	Public Works (Engineering) Department.	Public Health Department.	Pensions Gratuities and Provident Fund.	Education Primary and Secondary.	Medical Relief.	Debt.	Public Gardens.	Dearness Allowance.	Epidemics including disinfection Charges.	Miscellaneous.	Total.	Year.
	Rs.	Rs.	Rs.	Rs.	Rs.	Rs.	Rs.	Rs.	Rs.	Rs.	Rs.	Rs.	Rs.	Rs.	
1950-51	1,27,868	2,27,355	169	8,40,682	6,59,522	1,23,381	10,23,319	1,66,472	80,865	...	9,21,358	28,692	1,56,274	43,55,957	1950-51.
1951-52	1,88,030	3,01,515	...	27,27,135	10,79,067	1,35,442	16,29,387	2,26,197	3,20,046	7,112	14,28,467	81,257	2,37,461	83,61,116	1951-52.
1952-53	2,39,639	3,69,175	7,821	30,65,577	19,43,755	2,51,728	10,32,236	3,14,824	5,55,589	11,948	17,34,488	99,758	6,27,015	1,02,53,553	1952-53.
1953-54	2,47,72	3,94,508	80	30,06,027	20,82,930	2,52,830	11,94,319	3,69,612	8,67,379	66,176	17,31,803	75,116	4,92,975	1,07,80,827	1953-54.
1954-55	2,07,933	3,88,706	47,786	34,29,285	23,66,865	2,47,935	13,61,367	4,16,343	10,47,556	46,666	17,78,993	1,30,575	4,30,199	1,19,00,210	1954-55.
1955-56	2,25,238	4,14,434	85,210	43,01,792	27,16,130	2,97,759	14,24,613	5,35,817	15,96,639	58,414	19,02,753	1,05,465	5,09,067	1,41,73,331	1955-56.
1956-57	2,94,301	4,20,410	91,141	52,90,011	30,01,251	3,03,919	16,36,809	5,79,505	18,56,597	55,663	20,95,834	1,09,401	11,43,330	1,68,78,172	1956-57.
1957-58	2,48,535	4,61,229	83,779	61,57,355	33,52,978	3,80,216	18,41,226	8,89,983	22,72,903	81,766	23,42,023	1,11,643	12,39,123	1,94,79,049	1957-58.
1958-59	3,64,071	4,47,487	1,04,487	75,49,960	35,13,914	4,99,786	21,18,059	7,22,541	28,58,141	75,900	23,34,302	1,03,389	11,73,308	2,18,65,345	1958-59.
1959-60	4,84,629	3,71,268	1,18,130	87,35,213	51,44,869	3,57,422	20,33,952	11,75,726	33,16,811	1,30,906	...	1,31,626	13,50,402	2,33,50,954	1959-60.
1960-61	5,48,330	3,88,305	1,26,744	88,81,186	52,24,521	4,97,008	21,51,494	14,91,177	41,74,119	1,23,439	...	1,37,854	6,72,219	2,44,19,396	1960-61.
1961-62	6,34,198	4,70,274	3,06,579	1,07,28,634	59,11,952	7,60,120	28,39,767	18,18,179	50,95,732	1,86,586	...	1,76,197	19,59,913	3,06,88,131	1961-62.

\* D. A. included under Establishment Charges as per S. C. R. No. 1870 of 7-11-1958.

## APPENDIX No. 19.

CONTRASTED STATEMENT OF INCOME AND EXPENDITURE OF THE MUNICIPAL CORPORATION  
OF GREATER BOMBAY (SUBURBS) FROM 1950-51 TO 1961-62

Year.	Income.	Expenditure:	Difference.	
			Surplus.	Deficit.
	Rs.	Rs.	Rs.	Rs.
1950-51	61,16,529	43,55,957	17,60,572	...
1951-52	88,99,385	83,61,116	5,38,269	...
1952-53	1,13,02,914	1,02,53,553	10,49,361	...
1953-54	1,33,31,254	1,07,80,827	25,50,427	...
1954-55	1,40,60,208	1,19,00,210	21,59,998	...
1955-56	1,57,54,891	1,41,73,331	15,81,560	...
1956-57	1,69,25,608	1,68,78,172	47,436	...
1957-58	2,00,04,455	1,94,79,049	5,25,406	...
1958-59	2,00,52,025	2,18,65,345	...	18,13,320
1959-60	2,30,93,890	2,33,50,954	...	2,57,064
1960-61	2,57,79,131	2,44,19,396	13,59,735	...
1961-62	2,96,17,672	3,08,83,131	...	12,70,459

# FINANCIAL

## (EXTENDED SUBURBS)

No. AA/ES/H/308 of 6th August 1962.

Report from the Chief Accountant on the Accounts of the Bombay Municipal Corporation Extended Suburbs for the year 1961-62.

The following statement summarises the transactions for the year pertaining to Revenue Budget and the actuals for the preceding year:—

	1961-62.			Actuals for 1960-61.
	Budget Estimates.	Revised Estimates.	Actuals.	
	Rs.	Rs.	Rs.	Rs.
Opening Balance	8,99,241	8,43,515	8,43,515	3,95,377
Income	71,60,362	75,85,395	70,22,330	58,37,351
Expenditure	73,12,122	80,26,350	68,07,740	51,49,395
	-1,51,760 (Deficit)	-4,40,955 (Deficit)	+2,14,590 (Surplus)	+6,87,956 (Surplus)
Balance	7,47,481	4,02,560	10,58,105	10,83,333
Reservation for Advances <i>vide</i> Para. 2	...	+1,31,321	-1,08,573	-2,39,818
Closing Balance	7,47,481	5,33,881	9,49,532	8,43,515

2. The details of Reservations for Advances, etc., are:—

Increase in Renewed grants	... Rs. 2,73,134
Deduct—Decrease in Miscellaneous Advances	... „ 1,64,561
Net Increase	... Rs. 1,08,573

3. The net unhypothecated Surplus Cash Balance on 31st March 1962 was as under:—

Liabilities.		Assets.	
	Rs.		Rs.
Miscellaneous Advances	19,22,354	Surplus Reserve Fund as per Appendix No. 2	28,71,886
Minimum required by law	1,00,000		
Surplus Cash Balance	8,49,532		
	28,71,886		28,71,886

4. The Loan liabilities at the beginning and at the end of the year were as under:—

Outstanding Debt as on 1st April 1961.	Loans raised during the year.	Repayent during the year.	Outstanding Debt on 31st March 1962.
Rs.	Rs.	Rs.	Rs.
1,02,00,000	55,00,000	...	1,57,00,000

A Loan of Rs. 55,00,000 was raised during 1961-62 at 4½ per cent. interest with currency of 12 years as sanctioned under Corporation Resolution No. 191, dated the 25th September 1961 and G. R. No. Lon. 3261/2153/C-IX, dated the 7th October 1961.

The Position of Sinking Fund is shown below:—

Amount of Fund on 31st March 1961.	Interest, etc., realisation.	Sinking Fund instalments.	Withdrawal for payment of Loans.	Amount of Fund on 31st March 1962.
Rs.	Rs.	Rs.	Rs.	Rs.
3,92,206	11,966	3,03,195	...	7,07,367

The value of the securities held in the Sinking Fund Account on the basis of Market rates prevailing on 31st March 1962 including accrued interest and cash exceeded the actuarial amount of Sinking Fund by Rs. 4,411 which was held in the Sinking Fund Account.

### INCOME.

5. A detailed comparison between the Budget Estimates, Revised Estimates and the Actuals will be found in Appendix No. 3. The estimated income for the year as per the Budget Estimates was Rs. 71,60,362 against which the actuals amounted to Rs. 70,22,330 resulting in a decrease of Rs. 1,38,032 over the Budget Estimates and a decrease of Rs. 5,63,065 as compared with the Revised Estimates, viz., Rs. 75,85,395. The reasons for increases and decreases are explained in Statement 'A'.

6. The position as regards Income from General Tax, Water Tax and Halalkhore Tax will be seen from the subjoined statement:—

	1961-62.	1960-61.	Increase.
	Rs.	Rs.	Rs.
(1) General Tax—			
Total collection booked ...	24,93,568	23,66,478	1,27,090
Deduct—Recoveries for the previous year ...	10,03,783	9,45,299	58,484
	14,89,785	14,21,179	68,606
Add—Outstanding for the year at the close of the year ...	*18,47,583	17,75,716	71,867
Total ...	33,37,368	31,96,895	1,40,473
(2) Water Tax and Water Charges by Measurement and at compounded rates—			
Total collection booked ...	16,20,236	10,82,915	5,37,321
Deduct—Recoveries for the previous year ...	11,46,605	7,64,320	3,82,285
	4,73,631	3,18,595	1,55,036
Add—Outstanding for the year at the close of the year ...	**3,30,785	9,85,538	—6,54,753
Total ...	8,04,416	13,04,133	—4,99,717
(3) Halalkhore Tax and for special service—			
Total collection booked ...	3,11,221	3,44,764	—33,543
Deduct—Recoveries for the previous year ...	1,33,273	1,56,076	—22,803
	1,77,948	1,88,688	—10,740
Add—Outstanding for the year at the close of the year ...	*3,59,659	3,84,937	—25,278
Total ...	5,37,607	5,73,625	—36,018
Net Demand on account of Property, etc., Taxes inclusive of Refund ...	46,79,391	50,74,653	—3,95,262

\* As supplied by the Dy. Assessor and Collector (Subs.).

\*\* As supplied by the Dy. Assessor and Collector (S) and A. Es. (W.W.).

The Total outstanding for the year 1961-62 amounts to Rs. 25,38,027 and that as on 31st March 1962 amount to Rs. 74,01,748.

7. The final sanctioned grants amounted in the aggregate to Rs. 91,56,228 as follows:—

	Rs.
Budget Grants ...	73,12,122
Unexpended grants for previous years renewed for expenditure ...	5,50,252
Additional Grants ...	12,93,854
Final Sanctioned Grant ...	91,56,228

Transfers from one Budget Head to another without affecting the total Budget provision for the year amounted to Rs. 29,363.

8. The final sanctioned grants for the year aggregated to Rs. 91,56,228 as stated above against which the actuals amounted to Rs. 63,07,740 leaving an unexpended balance of Rs. 23,48,488 at the close of the year. Of this a sum of Rs. 3,23,335 is reserved for renewal for expenditure during 1962-63 against Rs. 5,50,252 reserved in the Accounts of 1960-61 and the balance, viz., Rs. 15,25,102 is treated as savings on the final grant sanctioned as detailed in the Appendix No. 4.

The heads under which the renewals are required will be found in Appendix No. 4.

9. The percentage of Establishment proper and of Labour to the total expenditure for 1961-62 and the previous year are as shown below :—

	Percentage to total expenditure during	
	1960-61.	1961-62.
(1) Establishment—Supervisory	... *19.98	*21.70
(2) Labour	... *22.40	*22.47

\* Exclusive of Provident Fund, Pension, etc.

#### LOAN FUNDS.

10. The amount of new loan proposed in the Budget as well as Revised Estimates for 1961-62 and actually raised to finance Capital Works Expenditure including purchase of Plant and Machinery was Rs. 55 lakhs. A contribution of Rs. 5 lakhs was received from Government being the 1/3rd share of the expenditure incurred on the extension and improvement of (a) Water Supply, (b) Sewerage and (c) Surface Drains.

#### LOAN WORKS EXPENDITURE.

11. The Opening Balance on the 1st April 1961 on account of Loan Funds but excluding Trust Fund was 29,46,242. Adding to this Rs. 55 lakhs raised during the year and Rs. 5 lakhs received from Government as Contribution the total funds available for expenditure were Rs. 89,46,242. The total expenditure incurred during the year amounted to Rs. 47,97,856 leaving an unspent balance of Rs. 41,48,386 in the Loan Funds at the close of the year.

12. The following statement contrasts the expenditure of Capital Works with the Budget and Revised Estimates during the last 5 years :—

Year.	Loans and Trust Funds.			Percentage by which actuals fell short of Budget Estimates.	Percentage by which actuals fell short of Revised Estimates.
	Budget Estimates.	Revised Estimates.	Actuals.		
	Rs.*	Rs.*	Rs.		
1957-58	... 19,92,000	36,37,600	16,95,971	14	53
1958-59	... 31,53,633	57,20,295	10,99,494	65	81
1959-60	... 41,00,256	86,73,247	23,93,686	41.67	72.41
1960-61	... 74,17,994	1,07,62,384	33,40,250	59.02	68.95
1961-62	... 64,16,005	74,65,384	47,97,856	25.22	35.72

The above figures in Columns marked \* do not include the amount on account of Discount and other charges on the new Loan. The expenditure on account of discount and other charges formerly met from the Loan Funds is being met from Revenue Account from 1959-60.

#### SINKING FUND.

13. From Appendix No. 9 it will be seen that the book value of investments of the Sinking Fund as on 31st March 1962 amounted to Rs. 7,07,368 made up of Rs. 7,07,300 being the book value of the Securities and Rs. 68 in cash with the State Bank of India, Dadar, Valuing the Municipal Debentures at par, the market value of Sinking Fund investment held on 31st March 1962 comes to Rs. 7,07,300 as shown in Appendix No. 15. This together with the amount of interest accrued upto 31st March 1962, viz., Rs. 9,856 and cash with the State Bank of India, Dadar of Rs. 68 brings the total amount of Sinking Fund Rs. 7,17,224 and more than covers the amount viz. Rs. 7,12,813 to which the Sinking Fund should have accumulated upto 31st March 1962. The excess in the Sinking Fund Investment Account was thus Rs. 4,411.

#### INVESTMENT AND INVESTED BALANCES.

14. The details of aggregate investments made during the year as follows :—

	Amount.	Average No. of days.
	Rs.	
(1) Call Deposits	... 37,00,000	77.65
(2) Fixed Deposits	... 1,69,00,000	94.35
(3) Current Account Deposits	... 39,000	113.00
Total	... 2,06,39,000	95.00



The interest earned during the year amounted to Rs. 1,53,814 and the details are as follows :—

(1) Call Deposits	...	...	...	...	Rs.	22,357
(2) Fixed Deposits	...	...	...	...	„	1,00,799
(3) Current Account Deposits	...	...	...	...	„	121
(4) On Investment in Public Securities	...	...	...	...	„	30,537
						Rs. 1,53,814

The average rates of interest realised on Current Account Deposits, Call Deposits, and Fixed Deposits were 0.20 per cent., 2.70 per cent. and 3.40 per cent., as against 0.19 per cent., 2.61 per cent. and 3.50 per cent of the preceding year respectively. The rates realised on Call Deposits ranged from 3.00 per cent. to 3.3/4 per cent. while those realised on Fixed Deposits ranged from 3.3/4 per cent. to 4 per cent. The maximum rates realised on Call and Fixed Deposits during the preceding year were 2 per cent. and 3.3/8 per cent. respectively.

The average rates of interest on all Deposits were 2.10 per cent. as against 2.10 per cent. in the preceding year.

#### GENERAL REMARKS.

(000 Omitted)

15. In the Budget Estimates for the year the Income was originally estimated at Rs. 71,60 and Expenditure at Rs. 73,12 the Deficit being Rs. 1,52.

On the basis of eight months' actuals the income for the year was further revised to Rs. 75,85 and the expenditure to Rs. 80,26 resulting in deficit of Rs. 4,41.

The actual Income realised was Rs. 70,22 and Expenditure aggregated to Rs. 68,08 resulting in a Surplus of Rs. 2,14.

The expenditure for the year was estimated at Rs. 73,12 and as per Revised Estimates (8 months' basis) at Rs. 80,26. The Final Grants sanctioned aggregated to Rs. 91,56 against which the actual expenditure booked was Rs. 68,08 resulting in an unexpended balance of Rs. 23,48 at the close of the year. As against the unexpended balance of Rs. 23,48 the departments proposed renewal of grants to the extent of Rs. 8,23 for expenditure during 1962-63 and the balance of Rs. 15,25 was treated as savings.

The opening Surplus Cash Balance was Rs. 8,44. The transactions for the year resulted in a Surplus of Rs. 2,14. Thus the balance at the close of the year increased to Rs. 10,58 and after taking into account the increase in the Reservation for Renewed Grants as detailed in paragraph 2 the balance at the end of the year stood at Rs. 9,50.

The expenditure estimates for the year on Loan Works as detailed in paragraph No. 12 was Rs. 64,16 revised to Rs. 74,65 against which the actuals amounted to Rs. 47,98 thus the actuals fell short of the Budget and Revised Estimates by 25,22 per cent. and 35,72 per cent. respectively.

The figures of Surplus for the year 1961-62 is Rs. 2,14 against Rs. 6,88 for the preceding year showing a decrease of Rs. 4,74.

R. G. GULGULE.

for Chief Accountant.

*Summary of Increases and Decreases in Income compared with the Budget Estimates.*

(000 Omitted)

	Increase	Decrease
	Rs.	Rs.
General Tax. ....	2	...
Grant-in-Aid in respect of fines for offences against the Law. ....	...	6
Interest and profit on Investment of surplus, Loan and other balances. ....	...	41
Miscellaneous. ....	10	...
Water Works. ....	...	90
Education, Secondary. ....	...	...
Public Health. ....	3	...
Medical Relief and Education. ....	1	...
Street Cleansing and Conservancy. ....	...	52
Roads, S. W. Drains and Public Lighting. ....	4	...
Mechanical. ....	1	...
Buildings, Land Acquisition and Management. ....	7	...
Fire Brigade. ....	...	...
Licensing and Removal of Encroachment. ....	37	...
Gardens and Open Spaces. ....	...	...
Market and Slaughter Houses. ....	33	...
Contribution from Capital Funds to Revenue on account of Loan Works Staff. ....	41	...
Rebate from Government on account of collection of the Urban Immovable Property Tax in the Ex. Suburbs. ....	11	...
Grants-in-Aid from Government. ....	...	...
Share from Budget 'A' for Town Duty under Section 123 (B) (2). ....	202	...
Receipts from Govt. on account of U. I. P. Tax. ....	...	3,01
<b>Total</b> ....	<b>3,52</b>	<b>4,90</b>
<b>Gross Increase</b> ....	<b>3,52</b>	...
<b>Gross Decrease</b> ....	...	<b>4,90</b>
<b>Net Decrease</b> ....	...	<b>1,38</b>

## Statement 'A' showing the main items contributing to the increase and decrease in Income

Budget Head.	Increase. +	Decrease. -	Remarks.
	Rs.	Rs.	
1.—General Tax, Indirect Taxation, etc.—			
A.—General Tax ...	1,568	...	Increase due to assessment of new constructions and increase in rateable value of the existing structures.
B.—Grant-in-aid in respect of Fines, etc....	...	6,000	Due to non-receipt of the grant from Government on account of the fines levied by the Courts, during the year.
C.—Interest and Profit on investment of Surplus Loan and other balances.	...	41,186	Due to small amounts being available for investments.
D.—Miscellaneous—			
(1) Miscellaneous Receipts ...	3,869	...	Due to more number of notices being issued for recovery of the taxes during the year.
(2) Miscellaneous Fees ...	4,004	...	
E.—Receipts from Budget E being the 3 per cent. proportionate share of the expenditure of Dy. A.&C. (S)'s Department.	2,252	...	Due to more expenditure incurred by the Dy. A. & C. (S)'s Department.
2.—Water Works—			
(1) By Measurement ...	...	1,58,782	Due to less income realised during the year.
(2) Rent water meters ...	9,500	...	Due to increased receipts on account of additional water meters given on hire.
(3) Compounded Tax ...	42,518	...	Due to increased building activity in the Extended Suburbs and adjustment of Deposits paid in previous years.
(4) Miscellaneous—			
(a) Miscellaneous Receipts ...	10,012	...	Due to sale of increased number of forms and minor receipts on account of additional water connections given.
(b) Miscellaneous Fees ...	6,895	...	
4.—Education—Secondary—			
Reading Rooms and Libraries ...	306	...	Due to higher rates of sale of old newspapers.
5.—Public Health Department—			
(1) Miscellaneous Receipts ...	1,269	...	Increase due to adjustment of                      of unclaimed dues and deposits by D. A. (S)'s Office.
(2) Miscellaneous Fees ...	1,939	...	
6.—Medical Relief and Education—			
A.—Miscellaneous—			
(1) Miscellaneous Receipts ...	5,672	...	Due to recovery of arrears of electric consumption charges from the employees.
(2) Miscellaneous Fees ...	10	...	
(3) Hire charges of Ambulance ...	...	331	Decrease due to less number of calls for ambulance received from the public.
B.—Interest realised on Hospitals and Dispensaries' Fund.	...	4,284	Due to non-receipt of interest.
7.—Street Cleansing and Conservancy, Road Watering, etc.—			
A.—Halalkhore Tax at 3½ per cent.—			
(1) On rateable value ...	...	48,779	Decrease due to disputes regarding levy of Halalkhore Tax in some of the villages.
(2) For special service ...	...	8,604	Due to non-recovery of arrears and less demand from public for the services for internal cleansing of the privies.
B.—Miscellaneous—			
(1) Sale of rights ...	...	400	Due to non-sale of rights during the year.
(2) Miscellaneous Receipts ...	6,213	...	Due to increased recoveries on account of Miscellaneous Receipts.
(3) Tax on dogs at Rs. 5 per dog per annum.	...	363	Due to less number of dogs being licenced during the year.
8.—Roads, S. W. Drains and Public Lighting—			
A.—Tax on vehicles and animals—			
(1) Private and public conveyance ...	...	27,007	Due to decrease in the number of vehicles and less recovery.
(2) Contribution from Government in lieu of tolls.	...	...	
B.—Miscellaneous Receipts—			
(1) Miscellaneous Receipts ...	30,985	...	Due to more number of hires of road rollers and sale of empties during the year.
C.—Ferry Receipts ...	...	461	Due to lower offer being received from the public for running the ferry services.
9.—Mechanical ...	1,231	...	Due to wrong credit given by the department.
10.—Buildings, Land Acquisition and Management—			
A.—Rent of buildings ...	...	4,029	Due to rents of buildings being in arrears.
B.—Ground Rent ...	...	528	Due to ground rent being in arrears.
C.—Miscellaneous—			
(1) Miscellaneous Receipts, etc ...	15,320	...	Due to large number of Architecture's licences being issued during the year.
(2) Fines ...	...	3,594	Due to less recovery of fines levied for regularising unauthorised structures
12.—Licensing, Removal of Encroachment etc.			
A.—Licence for Dangerous and Offensive trade	57,267	...	Due to increase in the recovery of licence, etc. fees for current year and the adjustment of fees for previous year to revenue.
B.—Removal of Encroachment ...	...	28,838	Due to less realisation of redemption charges.
C.—Grant-in-aid from Government—			
(a) Grant-in-aid ...	677	...	Due to more grants received from Government.
(b) Registration ...	...	1,045	
D.—Miscellaneous—			
(1) Advertisement ...	5,897	...	Due to increase in display of advertisements and recovery of previous year.
(2) Miscellaneous Receipts ...	42	...	
E.—Receipts from Theatre Tax ...	2,981	...	Due to increase in the number of shows and recovery of arrears of theatre tax.
Carried forward ...	2,10,427	3,34,231	

Budget Head.	Increase. +	Decrease. -	Remarks.
	Rs.	Rs.	
Brought over ...	2,10,427	3,34,231	
13.—Gardens, etc. ...	172	...	Due to unanticipated receipts.
14.—Markets and Slaughter Houses ...	33,398	...	Due to re-fixing of stallage charges in the Mulund Vegetable Market (New). Introduction of squatters fees at Carter Road, Open Air Market and increased receipts from slaughter fees.
15.—Contribution from Capital funds to Revenue on account of Loan Work Staff.	40,495	...	Increase due to more expenditure on capital works than anticipated.
16.—Rebate from Government on account of Collection of U. I. P. Tax.	11,064	...	Due to recovery of U. I. P. Tax for previous year during 1-61-1962.
17.—Grant-in-aid from Government ...	...	...	
18.—Share from Budget A for Town Duties ...	2,01,860	...	Due to increased receipts from Town Duty under Budget A.
19.—Rebate from Government on account of U. I. P. Tax.	...	3,01,217	Due to non-refund of U. I. P. Tax for 1961-62 remitted to Government.
Grand Total ...	4,97,416	6,35,448	

## APPENDICES.

## Municipal Account (Extended Suburbs)

- No. 1.—General Financial Statistics.
- No. 2.—Statement of Surplus Revenue Fund for 1961-62.
- No. 3.—Statement showing the Income realised during 1961-62 as compared with Estimates for the year.
- No. 4.—Statement showing the Expenditure during 1961-62 as compared with the final sanctioned grants.
- No. 4A.—Statement showing details and Expenditure incurred on New Works upto March 1962.
- No. 5.—Balance Sheet (Revenue) as at 31st March 1962.
- No. 5A.—Hospital Fund.
- No. 6.—Balance Sheet (Capital Funds) as at 31st March 1962.
- No. 7.—Block Account showing details of Capital Expenditure upto 31st March 1962.
- No. 8.—Statement showing (1) the total amount of Municipal Loans raised, (2) the Expenditure incurred and (3) the invested balances of the Loans on 31st March 1962.
- No. 9.—Statement showing the actual investment on account of the Sinking Fund of different Municipal Extended Suburbs Loans upto 31st March 1962 compared with the amounts which should have accumulated upto that date on the basis of the fixed instalments and the sums set aside as Sinking Fund as on 31st March 1962.
- No. 10.—Statement showing Outstanding Loans due by the Municipality (Extended Suburbs Area) the interest outstanding on 1st April 1961 on different Loans, the amount payable for the year 1961-62, the amount paid in Office during the year and the balance outstanding on 31st March 1962.
- No. 11.—Statement of Advance Accounts for 1961-62.
- No. 12.—Statement of Deposit Account for 1961-62.
- No. 13.—Statement of interest accrued but not paid in respect of Municipal Loans outstanding on 31st March 1962.
- No. 14.—Statement of amounts of receipts and expenditure respectively, credited and debited to the Municipal Fund during the year 1961-62 and the balance at the credit of the Fund at the close of the year 1961-62 (i.e., 31st March 1962).
- No. 15.—Comparison of Face, Purchase and Market Values at 31st March 1962 of the different securities held in Sinking Fund.
- No. 15A.—Special Funds
- No. 16.—Income of the Bombay Municipal Corporation Budget 'F' from the year 1957-58 to the close of the Financial Year 1961-62.
- No. 17.—Expenditure of the Bombay Municipal Corporation Budget 'F' from the year 1957-58 to the close of the Financial year 1961-62.
- No. 18.—Contrasted Statement of Income and Expenditure from the year 1957-58 to the financial year 1961-62.

**APPENDIX No. 1**  
**GENERAL FINANCIAL STATISTICS**

	1957-58	1958-59	1959-60	1960-61	1961-62
<i>General</i>					
1. Area of the Extended Suburbs merged in Greater Bombay (acres) ... ..	48,000	48,000	48,000	48,000	48,000
2. Population (as per Census 1961) ... ..	*1,58,592	1,59,617	1,59,617	3,43,708	3,43,538
<i>Rates and Assessments:—</i>					
3. Rateable Value ... ..	Rs. 1,52,59,617	1,75,14,244	1,99,57,493	2,29,75,523	2,46,94,396
4. Rateable Value per head of population ... ..	Rs. 138.05	158.45	180.56	207.86	71.84
5. Properties registered in Assessment Book ... ..	16,027	20,252	21,433	23,446	24,040
<i>Income</i>					
6. General Tax ... ..	Rs. 13,77,561	15,23,014	18,68,960	23,66,478	24,93,569
7. Income from other sources ... ..	Rs. 13,50,624	15,39,241	28,75,113	34,70,873	45,28,762
Total Income Rs.	27,28,185	30,62,255	47,44,073	58,37,351	70,22,330
8. Incidence of taxation per head ... ..	Rs. † 8.69	14.60	17.30	14.16	16.49
<i>Loans</i>					
9. Debt Outstanding ... ..	25,00,000	45,00,000	70,00,000	1,02,00,000	1,57,00,000
10. Net Loan Debt ... ..	25,00,000	45,00,000	70,00,000	1,02,00,000	1,57,00,000
11. Net Debt per head of population ... ..	‡ 15.76	28.19	43.85	29.67	45.69
<i>Expenditure</i>					
12. Water Works ... ..	24,418	2,01,661	1,75,956	12,55,187	14,95,982
13. Primary Education ... ..	3,57,736	4,16,007	5,20,862	7,35,436	7,83,924
14. Medical Relief and Education ... ..	50,874	1,57,269	2,62,480	3,45,352	4,67,399
15. Other Services ... ..	12,56,117	20,76,874	24,26,723	28,13,420	40,60,441
Total Expenditure Rs.	16,89,145	28,51,811	33,86,021	51,49,395	68,07,240

\* The correct figure is 1,59,617 as now given by D.E.H.O.

† The correct figure is 12.75.

‡ The Correct figure is 15.66.

## APPENDIX No. 2

## REVENUE ACCOUNT FOR THE YEAR ENDED 31ST MARCH 1962.

Particulars.	Total. Rs. nP.	Particulars.	Total. Rs. nP.
To Revenue Expenditure as per Appendix No. 4.	68,07,739.59	By Revenue Receipts as per Appendix No. 3.	70,22,330.24
To Balance being surplus for the year	2,14,590.65		
	70,22,330.24		70,22,330.24
To Revenue Expenditure to be incurred in 1962-63 and provided for as renewed grants.	8,23,386.00	By Surplus Revenue Fund as at 1st April 1961.	29,30,429.77
To Balance being Surplus Revenue Fund as at 31st March 1962 as per Appendix No. 5.	28,71,886.42	By Surplus for the year. ...	2,14,590.65
	36,95,272.42	Revenue of Previous year reserved for the year 1961-62	5,50,252.00
			36,95,272.42

## APPENDIX No. 3.

## INCOME

Statement showing the Net Receipts during the Financial year 1961-62 from all sources as contrasted with the original and Revised Budget Estimates.

Particulars.	Budget Estimates for 1961-62	Revised Estimates for 1961-62	Actuals for 1961-62.	Actuals for 1960 61.	Compared with Original Estimate. + Increase - Decrease.	Compared with Revised Estimate. + Increase - Decrease.
	Rs.	Rs.	Rs.	Rs.	Rs.	Rs.
<b>1.—General Tax, Indirect Taxation and Miscellaneous Revenue.</b>						
A.—General Tax	24,92,000	25,60,000	24,93,568	23,66,478	+ 1,568	- 66,432
B.—Grant-in-Aid in respect of fines for offences against the Law	6,000	10,650	...	5,071	- 6,000	- 10,680
C.—Interest and Profit on Investment of Surplus Loan and Other Balances	1,95,000	1,95,000	1,53,814	1,39,424	- 41,186	- 41,186
D.—Miscellaneous—						
(1) Miscellaneous Receipts	1,000	1,500	4,869	814	+ 3,869	+ 3,369
(2) Miscellaneous Fees	16,000	17,000	20,004	25,202	+ 4,004	+ 3,004
E.—Receipts from Budget E, being 3 per cent. proportionate share of Expenses of Dy. A. & C. (E. S.) for collection Education Cess	8,400	7,100	10,652	7,151	+ 2,252	+ 3,582
<b>Total, 1.—General Tax, etc.</b>	<b>27,18,400</b>	<b>27,91,280</b>	<b>26,82,907</b>	<b>25,441,40</b>	<b>- 35,493</b>	<b>- 1,01,373</b>
<b>2.—Water Works.</b>						
Receipts from Water Supply—						
(1) By Measurement	16,86,500	16,86,500	15,27,718	10,13,507	- 1,58,782	- 1,58,782
(2) Rent of Water Meters	6,000	10,000	15,500	7,731	+ 9,500	+ 5,500
(3) Compounded Tax	50,000	60,000	92,518	69,409	+ 42,518	+ 32,518
(4) Miscellaneous—						
(a) Miscellaneous Receipts	2,000	11,000	12,012	6,173	+ 10,012	+ 1,012
(b) Miscellaneous Fees	59,200	6,000	6,095	77,877	+ 6,895	+ 6,095
<b>Total : 2.—Water Works</b>	<b>18,03,700</b>	<b>18,27,500</b>	<b>17,13,843</b>	<b>11,74,697</b>	<b>- 89,557</b>	<b>- 1,13,657</b>
<b>4.—Education—Secondary.</b>						
Reading Rooms and Libraries	1,300	1,600	1,606	3,515	+ 306	+ 6
<b>Total, 4.—Education—Secondary...</b>	<b>1,300</b>	<b>1,600</b>	<b>1,606</b>	<b>3,515</b>	<b>+ 306</b>	<b>+ 6</b>
<b>5.—Public Health Department.</b>						
Miscellaneous—						
(1) Miscellaneous Receipts	70	900	1,339	999	+ 1,269	+ 439
(2) Miscellaneous Fees	6,000	5,220	7,939	8,030	+ 1,939	+ 2,719
<b>Total, 5.—Public Health Department</b>	<b>6,070</b>	<b>6,120</b>	<b>9,278</b>	<b>9,089</b>	<b>+ 3,208</b>	<b>+ 3,158</b>
<b>6.—Medical Relief and Education.</b>						
A.—Miscellaneous—						
(1) Miscellaneous Receipts	500	800	6,172	1,405	+ 5,672	+ 5,372
(2) Miscellaneous Fees	...	10	10	6	+ 10	...
(3) Hire charges of Ambulance	3,000	3,300	2,669	2,386	- 331	- 631
B.—Interest realised on Hospitals, and Dispensaries Funds	4,284	2,830	...	3,259	- 4,284	- 2,830
C.—Receipts from Hospitals, Dispensaries and Maternity Homes	...	...	...	...	...	...
<b>Total, 6.—Medical Relief and Education</b>	<b>7,784</b>	<b>6,940</b>	<b>8,851</b>	<b>7,056</b>	<b>+ 1,067</b>	<b>+ 1,911</b>
<b>7.—Street Cleansing and Conservancy and Halalkhore Service.</b>						
A.—Halalkhore Tax at 3½ per cent.—						
(1) On Rateable Value	3,60,000	3,80,000	3,11,221	3,44,764	- 48,779	- 68,779
(2) For Social Service	25,000	23,300	16,396	14,324	- 8,604	- 6,904
B.—Miscellaneous—						
(1) Sale of Rights	400	...	...	...	- 400	...
(2) Miscellaneous Receipts	2,000	7,500	8,213	4,113	+ 6,213	+ 713
(3) Taxes on Dogs at Rs. 5 per dog	2,000	1,500	1,637	1,241	- 363	+ 137
<b>Total, 7.—Street Cleansing, etc.</b>	<b>3,99,400</b>	<b>4,12,300</b>	<b>3,37,467</b>	<b>3,64,442</b>	<b>- 51,933</b>	<b>- 74,833</b>
<b>8.—Roads, S.W. Drains and Public Lighting.</b>						
A.—Tax on Vehicles and Animals—						
(1) Private and Public Conveyance	85,000	95,000	57,993	99,641	- 27,007	- 37,007
(2) Contribution from Government in lieu of Tolls	3,564	3,964	3,904	7,928	...	...
B.—Miscellaneous—						
(1) Miscellaneous Receipts	10,000	30,000	40,985	57,901	+ 30,985	+ 10,985
C.—Ferry Receipts	5,000	4,702	4,539	4,650	- 4,1	- 163
<b>Total, 8.—Roads, etc.</b>	<b>1,03,964</b>	<b>1,33,666</b>	<b>1,07,481</b>	<b>1,70,120</b>	<b>+ 3,517</b>	<b>- 26,165</b>
<b>9.—Mechanical.</b>						
Miscellaneous Receipts	5	600	1,236	Cr. 1	+ 1,231	+ 636
<b>Carried forward</b>	<b>50,00,623</b>	<b>51,80,006</b>	<b>48,62,609</b>	<b>42,73,058</b>	<b>- 1,67,954</b>	<b>- 3,17,337</b>



**APPENDIX No. 3**  
**INCOME**

Particulars.	Budget Estimates for 1961-62. ₹	Revised Estimates for 1961-62. ₹.	Actuals for 1961-62. ₹.	Actuals for 1960-61.	Compared with Original Estimate. + Increase. - Decrease.	Compared with Revised Estimate. + Increase. - Decrease.
Brought over ...	Rs. 50,30,623	Rs. 51,80,006	Rs. 48,62,669	42,73,058	Rs. - 1,67,954	Rs. - 3,17,337
<b>10.—Buildings, Land Acquisition and Management.</b>						
A.—Rent of Buildings ...	17,000	17,000	12,971	12,888	- 4,029	- 4,029
B.—Ground Rent ...	2,500	2,500	1,972	1,152	- 528	- 528
C.—Miscellaneous—						
(1) Miscellaneous Fees etc. ...	5,000	20,000	20,320	4,816	+ 15,320	+ 320
(2) Fines ...	6,000	4,000	2,406	3,283	- 3,594	- 1,594
Total 10.—Buildings etc. ...	30,500	43,500	37,669	22,139	- 7,169	- 5,831
<b>11.—Fire Brigade.</b>						
<b>12.—Licensing, Removal of Encroachments on Public Streets and Administration of Shops and Establishments Act, 1948 and Theatre Tax, etc.</b>						
A.—Licences for dangerous and offensive trades ...	55,000	85,000	1,12,267	80,970	+ 57,267	+ 27,267
B.—Removal of Encroachments on Public Streets, Licences for Squatters and Hawkers and fees for removal of encroachments. ...	32,000	20,000	3,162	3,118	- 28,838	- 16,832
C.—Grant-in-aid from Government for the Administration of Shops and Establishment Act, 1948—						
(a) Grant from Government for Administration of the Act. ...	12,000	12,677	12,677	1,763	+ 677	...
(b) Registration etc Fees. ...	2,500	2,500	1,455	...	- 1,045	- 1,045
D.—Miscellaneous—						
(1) Advertisements ...	5,500	5,500	11,397	1,932	+ 5,897	+ 5,897
(a) Advertisement. ...	200	200	242	243	+ 42	+ 42
(2) Miscellaneous ...						
E.—Receipts from Theatre Tax ...	70,000	72,655	72,981	52,887	+ 2,991	+ 326
Total, 12.—Licensing, etc. ...	1,77,200	1,98,532	2,14,181	1,40,913	+ 36,981	+ 15,649
<b>13.—Gardens and Open Spaces.</b>						
(1) Miscellaneous ...		450	172	449	+ 172	- 278
<b>14.—Markets and Slaughter Houses.</b>						
Miscellaneous—						
(1) Stallage Charges. ...	36,000	30,524	32,542	29,698	- 3,458	+ 2,018
(2) Squatters' Fees. ...	80,000	86,970	89,728	82,612	+ 9,728	+ 2,758
(3) Slaughter Fees. ...	21,000	29,714	45,624	47,359	+ 26,624	+ 15,910
(4) Miscellaneous receipts ...	1,000	1,000	1,272	340	+ 272	+ 272
(5) Licence Fees. ...	11,000	11,000	13,232	3,948	+ 2,232	+ 2,232
Total, 14.—Markets and Slaughter Houses ...	1,49,000	1,59,208	1,82,398	1,63,957	+ 33,398	+ 2 3,19
<b>15.—Contribution from Capital Funds to Revenue on account of Loan Works staff.</b>	1,88,000	1,50,000	2,28,495	1 59,133	+ 40,495	+ 78,495
<b>16.—Rebate from Government on account of Collection of the Urban Immovable Property Tax in Extended Suburbs at 2 per cent.</b>		500	11,064	19,180	+ 11,064	+ 10,564
<b>17.—Grant-in-Aid from Government.</b>						
(1) 50 per cent. on Dearness Allowance ...	1,44,540	1,44,540	1,44,540	144,540	...	...
(2) 15 per cent. out of Land Revenue (30 per cent. in case of Dahisar) ...	9,892	9,892	9,892	9,892	...	...
(3) 75 per cent. of N. A. Assessment to Municipalities. ...	92,997	92,997	92,997	92,997	...	...
(4) Local Fund Cess ...						
Total, 17.—Grant-in-Aid from Govt. ...	2,47,429	2,47,429	2,47,429	2,47,429	...	...
<b>18.—Share from Budget 'A' for Town Duties under Section 123(B)2 of the Bombay Municipal Corporation Act.</b>	7,43,910	9,45,770	9,45,770	8,11,092	+ 2,01,860	...
<b>19.—Receipts from Govt. on account of U.I.P. Tax</b>	5,93,700	6,60,000	2,92,483		- 3,01,217	- 3,67,517
<b>Total.—INCOME ...</b>	<b>71,60,362</b>	<b>75,85,395</b>	<b>70,22,330</b>	<b>58,37,351</b>	<b>- 1,38,082</b>	<b>- 5,63,065</b>

**APPENDIX No. 4.**  
**EXPENDITURE**

*Statement showing the Actuals as compared with the final grants for 1961-62.*

Particulars.	Final Grants sanctioned for expenditure during 1961-62.	Actuals for 1961-62.	Final grants compared with the actuals.		Actuals for 1960-61.
			Amount required to be renewed in 1962-63.	Savings.	
1	2	3	4	5	6
	Rs.		Rs.	Rs.	Rs.
<b>I—General Supervision, Collection of Revenue etc.—</b>					
<b>A.—General Superintendence—</b>					
(a) Corporation and Standing Committee..	33,040	16,770	16,270	...	15,577
(b) Chief Auditor's Establishment	20,481	18,751	961	769	17,873
(c) Municipal Commissioner's Office ...	68,106	43,070	15,343	9,693	37,575
(d) Audit and Accounts ...	1,19,463	1,12,171	2,121	5,171	96,341
(e) Public Relations Department ...	2,306	961	170	1,175	141
<b>Total ..</b>	<b>2,43,396</b>	<b>1,91,723</b>	<b>34,865</b>	<b>16,808</b>	<b>1,67,507</b>
<b>B.—Collection of Revenue—</b>					
(a) Property and Wheel Tax Establishment ...	4,07,174	3,49,754	19,915	37,505	2,35,387
Deduct—Proportionate share being the collection of water tax, Halalkhore tax and Wheel tax ...	1,38,953	1,60,887	...	21,933	1,06,013
<b>Total—'B'—Collection of Revenue ...</b>	<b>2,68,221</b>	<b>1,88,867</b>	<b>19,915</b>	<b>59,438</b>	<b>1,29,374</b>
<b>C.—Upkeep of Municipal Offices in Extended Suburbs ...</b>	<b>21,214</b>	<b>6,456</b>	<b>8,303</b>	<b>6,454</b>	<b>4,297</b>
<b>D.—Miscellaneous Charges ...</b>	<b>22,493</b>	<b>8,610</b>	<b>4,945</b>	<b>8,939</b>	<b>16,096</b>
<b>E.—Election Expenses (Cost to be borne by Budget F) ...</b>	<b>73,910</b>	<b>71,700</b>	<b>1,000</b>	<b>1,210</b>	...
<b>F.—Provident Fund and Pension etc. ...</b>	<b>27,922</b>	<b>20,040</b>	...	<b>7,882</b>	<b>16,337</b>
<b>H.—Debt Charges ...</b>	<b>3,493</b>	<b>1,461</b>	...	<b>2,033</b>	...
<b>Total I.—General Supervision, etc. ...</b>	<b>6,60,649</b>	<b>4,88,857</b>	<b>69,028</b>	<b>1,02,764</b>	<b>3,33,611</b>
<b>II.—Water Works—</b>					
<b>A.—Maintenance ...</b>	<b>13,15,192</b>	<b>8,95,313</b>	<b>69,979</b>	<b>3,49,900</b>	<b>9,03,281</b>
<b>B.—Debt charges ...</b>	<b>5,69,678</b>	<b>4,98,690</b>	...	<b>70,988</b>	<b>2,70,385</b>
<b>C.—Provident Fund and Pension etc. ...</b>	<b>12,900</b>	<b>8,673</b>	...	...	<b>10,095</b>
<b>D.—Proportionate cost of collection water tax at 31 per cent. of the total expenditure of Dy. A. C. (E.S.) ...</b>	<b>93,306</b>	<b>93,306</b>	...	<b>4,227</b>	<b>71,426</b>
<b>E.—Pension etc. Fund ...</b>	<b>5,500</b>	..	<b>5,500</b>	...	...
<b>Total II.—Water Works ...</b>	<b>19,96,576</b>	<b>14,95,982</b>	<b>75,479</b>	<b>4,25,115</b>	<b>12,55,187</b>
<b>IV.—Education Secondary</b>					
<b>A.—Municipal Free Reading Rooms and Libraries ...</b>	<b>13,927</b>	<b>11,137</b>	<b>950</b>	<b>1,840</b>	<b>7,672</b>
<b>B.—Grants-in-Aid to Public Institutions ...</b>	<b>4,100</b>	<b>200</b>	<b>2,250</b>	<b>1,650</b>	...
<b>C.—Provident Fund and Pension etc. ...</b>	<b>600</b>	<b>444</b>	...	<b>156</b>	<b>308</b>
<b>Total IV.—Education ...</b>	<b>18,627</b>	<b>11,781</b>	<b>3,200</b>	<b>3,646</b>	<b>7,980</b>
<b>V.—Public Health Department—</b>					
<b>A.—General Superintendence—</b>					
(a) Central Office ...	1,83,851	1,26,856	45,989	11,006	82,560
(b) Epidemics ...	37,503	30,176	2,177	5,149	28,206
(c) Vaccination ...	59,000	36,155	10,376	12,469	30,697
(d) Malaria ...	1,82,472	1,46,822	12,424	23,226	87,343
(e) Miscellaneous ...	7,110	328	175	6,607	499
<b>B.—Provident Fund ...</b>	<b>11,600</b>	<b>3,895</b>	...	<b>7,705</b>	...
<b>C.—Supply of Milk &amp; Snacks to under-nourished children attending Mpl. Schools...</b>	<b>82,763</b>	...	...	<b>82,763</b>	...
<b>D.—Census ...</b>	<b>19,596</b>	<b>15,850</b>	<b>2,000</b>	<b>1,746</b>	<b>12,403</b>
<b>E.—Debt charges ...</b>	<b>11,272</b>	<b>8,177</b>	...	<b>3,096</b>	<b>1</b>
<b>F.—Life Guard Scheme ...</b>	...	..	...	...	...
<b>G.—Malaria Eradication Scheme ...</b>	<b>31,372</b>	...	<b>31,372</b>	...	<b>10,690</b>
<b>Total V.—Public Health Department ...</b>	<b>6,26,539</b>	<b>3,68,259</b>	<b>1,04,513</b>	<b>1,53,767</b>	<b>2,52,399</b>
<b>Total C/F ...</b>	<b>33,02,391</b>	<b>23,64,879</b>	<b>2,52,220</b>	<b>6,85,292</b>	<b>18,49,177</b>

## APPENDIX No. 4.

## EXPENDITURE

Statement showing the Actuals as compared with the final grants for 1961-62:—

Particulars.	Final Grants sanctioned for expenditure during 1961-62.	Actuals for 1961-62.	Final grants compared with the actuals.		Actuals for 1960-61.
			Amount required to be renewed in 1962-63.	Savings.	
1	2	3	4	5	6
	Rs.	Rs.	Rs.	Rs.	Rs.
<b>Total B/F ...</b>	<b>33,02,391</b>	<b>23,64,879</b>	<b>2,52,250</b>	<b>6,85,292</b>	<b>18,49,177</b>
<b>VI.—Medical Relief and Education—</b>					
A.—Hospitals and Maternity Homes ...		1,51,325	7,380	10,060	...
(a) Hospitals ...	1,68,765	1,27,543	34,063	13,700	74,536
(b) Maternity Homes ...	1,75,306				1,06,457
B.—Dispensaries—					
(a) Dispensaries for out-patients ...	1,09,048	94,807	7,158	7,083	86,161
(b) Mobile Hospitals ...	42,000	42,000	...	...	42,000
C.—Medical and Nursing Assistance ...	500	...	...	500	...
D.—Family Planning ...	2,230	938	100	1,192	1,513
E.—Clinics etc. ...	3,608	1,000	...	2,608	...
F.—Provident Fund ...	9,200	7,658	...	1,542	...
G.—Grants-in-Aid to Public Institutions ...	15,000	500	7,500	7,000	...
I.—Debt Charges ...	50,812	41,622	...	9,190	33,522
<b>Total—VI.—Medical Relief and Education ...</b>	<b>5,76,469</b>	<b>4,67,393</b>	<b>56,201</b>	<b>52,875</b>	<b>3,45,352</b>
<b>VII.—Street Cleansing and Conservancy, Road Watering and Halalkhore Service—</b>					
A.—Street Cleansing and Conservancy ...	92,411	77,965	6,987	7,459	62,187
B.—Collection, Loading, Removal and Disposal of Town Refuse ...	9,24,353	7,92,908	58,901	72,544	4,74,475
C.—Halalkhore Service ...	9,38,460	7,58,598	92,409	87,453	5,89,228
<b>Add—Proportionate cost of collection of Halalkhore tax at 10 per cent. of the total expenditure of Dy. A. &amp; C. (E.S.) Dept. (excluding U.I.P. Tax)</b>	<b>30,098</b>	<b>30,098</b>	<b>...</b>	<b>...</b>	<b>23,046</b>
<b>Total—C.—Halalkhore service ...</b>	<b>9,68,558</b>	<b>7,88,696</b>	<b>92,409</b>	<b>87,453</b>	<b>6,12,274</b>
D.—New Works ...	...	...	...	...	...
E.—Provident Fund and Pension etc. ...	52,800	32,994	...	19,806	29,819
G.—Debt Charges ...	1,61,051	1,21,906	...	39,145	81,959
<b>Total VII.—Street Cleansing, etc. ...</b>	<b>21,99,173</b>	<b>18,14,469</b>	<b>1,58,297</b>	<b>2,26,407</b>	<b>12,60,714</b>
<b>VIII.—Roads, S. W. Drains and Public Lighting—</b>					
A.—General ...	57,981	33,798	15,614	8,569	29,259
B.—Maintenance of Roads ...	10,23,638	5,37,076	2,38,953	2,47,609	3,32,096
C.—Public Lighting ...	1,86,850	1,84,708	1,397	745	1,71,384
D.—Debt Charges ...	1,56,145	1,20,113	...	36,032	96,738
F.—Provident Fund and Pension etc. ...	11,850	8,557	...	3,293	8,739
G.—Proportionate cost of collection of wheel tax at 5 per cent. of the total expenditure of Dy. A. & C. (E.S.) Dept. (excluding U. I. P. Tax)	15,549	15,549	...	...	11,523
<b>Total—VIII.—Roads, S. W. Drains, etc. ...</b>	<b>14,52,013</b>	<b>8,99,801</b>	<b>2,55,964</b>	<b>2,96,248</b>	<b>6,49,739</b>
<b>IX.—Mechanical—</b>					
A.—Assistant Engineers Establishment ...	8,228	819	3,854	3,555	2,751
B.—Maintenance of Electrical Installations ...	6,178	4,633	742	803	149
C.—Provident Fund, Pension, etc. ...	500	...	...	500	18
<b>Total IX.—Mechanical ...</b>	<b>14,906</b>	<b>5,452</b>	<b>4,596</b>	<b>4,858</b>	<b>2,918</b>
<b>Total C/F ...</b>	<b>75,44,952</b>	<b>55,51,994</b>	<b>7,27,278</b>	<b>12,65,680</b>	<b>41,07,900</b>

## APPENDIX No. 4

## EXPENDITURE.

Statement showing the Actuals as compared with the final grants for 1961-62.

Particulars.	Final Grants sanctioned for expenditure during 1961-62.	Actuals for 1961-62.	Final grants compared with the actuals.		Actuals for 1960-61.
			Amount required to be renewed in 1962-63.	Savings.	
1	2	4	3	5	6
	Rs.	Rs.	Rs.	Rs.	Rs.
Total—B/F ...	75,44,952	55,51,994	7,27,278	12,65,680	41,07,900
<b>X.—Buildings, Land Acquisition etc.—</b>					
A.—Assistant Engineer (E.S.)'s Office Establishment ...	1,44,867	1,16,242	16,497	12,128	83,849
B.—Inspection and Supervision of Private Buildings ...	3,200	2,190	282	728	867
C.—Lump Sum provision for granting Improvement Subsidy to Building owners ...	4,400	...	...	4,400	...
D.—Provident Fund and Pension etc. ...	...	...	...	...	...
E.—Debt Charges ...	44,668	22,136	...	22,532	20,023
Total X.—Building, Land Acquisition, etc. ...	1,97,135	1,40,568	16,779	39,788	1,04,739
<b>XI.—Fire Brigade—</b>					
A.—Maintenance ...	7,769	6,214	1,546	9	5,305
B.—Debt Charges ...	13,732	7,046	2,824	3,862	3,014
C.—Proportionate cost of collection of Fire tax (2 p.c.) of the total expenditure of Dy. A. A. C. (E.S.) Deptt. (exclg U.I.P. Tax) ...	...	...	...	...	...
Total, XI.—Fire Brigade ...	21,501	13,260	4,370	3,871	8,319
<b>XII.—Licensing, Removal of Encroachments on Public Streets and Administration of Shops and Establishments Act 1948, Administration of Theatre Tax and Parking Grounds—</b>					
A.—Licensing Establishment ...	68,969	28,635	37,559	2,775	26,393
B.—Removal of Encroachments on Public Streets ...	18,790	6,011	1,812	10,967	5,720
C.—Administration of Shops and Establishment Act 1948 ...	43,431	37,634	2,761	3,036	25,487
D.—Administration of Theatre Tax ...	900	46	400	454	325
E.—Provident Fund and Pension etc. ...	4,035	4,035	...	...	2,620
Total XII.—Licensing, etc. ...	1,36,125	76,361	42,532	17,232	60,545
<b>XIII.—Gardens and Open Spaces—</b>					
A.—Maintenance ...	24,656	11,639	11,628	1,389	17,431
B.—Provident Fund and Pension, etc. ...	800	...	...	800	35
C.—Debt Charges ...	5,167	4,917	...	250	7,755
Total XIII.—Gardens and Open Spaces ...	30,623	16,556	11,628	2,439	25,221
Total—C/F ...	79,30,336	57,98,739	8,02,587	13,29,010	43,06,724

## APPENDIX No. 4—Contd.

Particulars.	Final Grants sanctioned for expenditure during 1961-62	Actuals for 1961-62.	Final grants compared with the actuals.		Actuals for 1960-61
			Amount required to be renewed in 1962-63.	Savings	
	Rs.	Rs.	Rs.	Rs.	Rs.
Total—Brought over ...	79,30,336	57,98,739	8,02,587	13,29,010	43,06,724
XIV.—Markets and Slaughter Houses—					
A.—Markets and Slaughter Houses—					
(a) Central Office ...	19,736	18,868	195	673	12,168
(b) Municipal Markets ...	83,465	61,462	19,929	2,074	52,710
(c) Private Markets ...	250	230	...	20	78
B.—Debt Charges ...	35,181	24,280	675	10,226	23,682
C.—Provident Fund and Pension etc. ...	4,150	2,664	...	1,486	Cr. 448
Total XIV.—Markets and Slaughter Houses ...	1,42,782	1,07,504	20,799	14,479	88,150
XV.—Contribution to—					
(1) Education Fund under Section 126(c) of the Bombay Municipal Corporation Act ...	8,95,924	7,83,924	...	1,12,000	7,35,436
(2) Special contribution to Budget 'E' subject to proposed amendment to Section 126C(c) of B.M.C. Act ...	...	...	...	...	...
Total XV.—Contribution, etc. ...	8,95,924	7,83,924	...	1,12,000	7,35,436
XVI.—Miscellaneous—					
A.—Provident Fund, Pensions, Gratuities, Com- passionate Allowances ...	1,11,100	1,11,100	...	...	...
B.—Dearness Allowance ...	...	...	...	...	...
C.—Grants-in-Aid to Public Institutions ...	...	...	...	...	...
D.—Villages Amenities ...	76,086	6,473	...	69,613	19,085
Total XVI.—Miscellaneous ...	1,87,186	1,17,573	...	69,613	19,085
Total Expenditure ...	91,56,228	68,07,740	8,23,386	15,25,102	51,49,395

## APPENDIX No. 4-A.

Statement showing details of Actuals of Expenditure incurred on New Works upto 31st March 1962.

Description.	Expenditure upto 31-3-1961.	Expenditure during the year 1961-62.	Total Expenditure upto 31-3-1962.
	Rs.	Rs.	Rs.
<b>I.—General Supervision, Collection of Revenue, etc.—</b>			
<b>C.—UPKEEP AND GUARDING OF MUNICIPAL OFFICES IN EXTENDED SUBURBS—</b>			
<b>III.—New Works—</b>			
Construction of water closet at Malad Office ...	...	2,248	2,248
<b>Total, I.—General, etc.</b> ...	...	2,248	2,248
<b>II.—Water Works—</b>			
<b>A.—MAINTENANCE—</b>			
<b>VII.—New Works—</b>			
Construction of structure to house the water pumps at Malad ...	2,506	...	2,506
Providing 3/4 Pipe line for Akurly Road Tank to the gate ...	502	...	502
<b>Total, II.—Water Works</b> ...	3,008	...	3,008
<b>V.—Public Health Department—</b>			
<b>B.—NEW WORKS—</b>			
Construction of 6 bath rooms at crematorium at Malad. ...	414	...	414
<b>Total, V.—Public Health Department</b> ...	414	...	414
<b>VI.—Medical Relief and Education—</b>			
<b>A.—HOSPITALS AND MATERNITY HOMES—</b>			
<b>(a) Hospitals—</b>			
<b>VII.—New Works—</b>			
Providing an exhaust Fan with proof covers in the kitchen of Smt. M. T. A. Hospital, Mulund ...	...	310	310
Construction of small cement platform in the Pantries at Smt. M. T. A. Hospital, Mulund ...	167	...	167
<b>(b) Maternity Homes—</b>			
<b>VIII.—New Works—</b>			
Construction of Brick wall portion and Platform in existing store room at Mulund (Municipal Maternity Home) ...	...	362	362
Construction of Garage for housing Ambulance car in the compound of Hospital at Malad ...	2,385	3,570	5,955
Providing compound wall at the Malad Maternity Home ...	1,977	...	1,977
Providing storage tank of 600 gallons capacity at Malad Maternity Home. ...	1,878	...	1,878
Providing Storage pit for dumping after birth at Malad Maternity Homes. ...	493	...	493
<b>B.—DISPENSARIES—</b>			
<b>(a) Dispensaries for out patients—</b>			
<b>VI.—New Works—</b>			
Construction water closet on septic tank at Topiwalla Charitable Dispensary Goregaon ...	...	1,997	1,997
<b>Total, VI.—Medical Relief and Education</b> ...	6,900	6,739	13,139
<b>VII.—Street Cleansing and Conservancy and etc.—</b>			
<b>C.—HALALKHORE SERVICE—</b>			
<b>(a) Cleansing and Sanitation—</b>			
<b>V.—New Works—</b>			
Constructing of W.C. (4 Nos.) and 2 washing places at Harijan Quarters, Mulund ...	4,633	...	4,633
<b>Total, VII.—Street Cleansing, etc.</b> ...	4,633	...	4,633
<b>VIII.—Roads, S.W. Drains and Public Lighting, etc.—</b>			
<b>B.—MAINTENANCE—</b>			
<b>VI.—New Works—</b>			
Roads leading from Jawahar Talkies to Chandrabaug at Mulund ...	8,299	...	8,299
Construction of a Datta Manjir Road at Malad ...	12,200	...	12,200
Construction of a Lala Lajpatrai Road at Kandivli ...	5,960	...	5,960
Construction of a Eksar Road at Borivli ...	14,732	...	14,732
Asphalting extension of Mahatma Gandhi Road upto Cross Road No. 6 at Goregaon ...	3,649	327	3,976
Construction of Road No. 4 Jawahar Nagar Housing Society, Goregaon... ..	2,954	...	2,954
Do. Road No. 5 do. do. ...	4,604	...	4,604
Do. Road No. 10 do. do. ...	5,603	...	5,603
Do. Road No. 12 do. do. ...	3,191	...	3,191
Improving surface of 1st Cross Street of Netaji Subhash Road, West Mulund. ...	5,249	...	5,249
Construction of Navatia Road at Malad ...	3,964	...	3,964
Do. Baza Road at Kandivli ...	4,165	...	4,165
Do. Bhulabhai Desai Road, Kandivli ...	5,080	...	5,080
Metalling and Asphalting of Bharucha Road, Dhahisar ...	2,105	...	2,105
Construction of Dispensary Lane in Borivli and Ashok Nagar, at Kandivli ...	904	...	904
Providing compound light at Tulsi Baug Premises Mandapedhwar Road, Borivli ...	76	...	76
Asphalting of Roads Nos. 1 and 11 at Jawahar Nagar Housing Society, Goregaon ...	12,138	...	12,138
Construction of Valabhat Road, Goregaon ...	12,745	...	12,745
Do. Aarey Road, Goregaon ...	524	...	524
Do. Sardar Valabhbbhai Patel Road ...	2,586	...	2,586
Asphalting Gopal Krishna Gokhale Road ...	305	...	305
Construction of Kannarpada Road at Malad ...	5,168	...	5,168
Construction of Road leading to Krishna Nagar ...	384	...	384
Construction of Road leading to Shrinagr Housing Society, Goregaon ...	549	...	549
<b>Total, VIII.—Roads, S.W. Drains, etc...</b>	1,17,134	327	1,17,461

## APPENDIX No. 4-A.

Description,	Expenditure upto 31-3-1961.	Expenditure during the year 1961-62.	Total Expenditure upto 31-3-1962.
	Rs.	Rs.	Rs.
E. F. ...	1,17,134	327	1,17,461
Asphalting Road near Harijan Quarters at Jaiprakash Nagar, Goregaon ...	1,206	...	1,206
Construction of two roads in Shrinagar Housing Society, Goregaon ...	5,134	...	5,134
Construction of X-Roads off Aarey Road from Patkar Wadi to Naik Wadi, Goregaon ...	8,579	...	8,579
Asphalting of Road No. 2 and 3 in Peoples Own Housing Colony, Goregaon ...	8,058	...	8,058
Asphalting of Sardar Vallabhbhai Patel Road, Kandivli ...	5,943	...	5,943
Asphalting of Night Soil Depot Road at Borivli ...	3,225	...	3,225
Construction of Road leading to Shri Krishna Nagar Borivli ...	5,108	...	5,108
Asphalting of Gopal Krishna Gokhale Road (Remaining Length) at Mulund ...	1,208	...	1,208
Construction of Nevettai Road extension, Malad ...	821	...	821
Construction of Water bound Maccadam Road at Malad ...	2,580	...	2,580
Asphalting of Nehru Road Extension at Mulund ...	7,313	...	7,313
Asphalting of Norottam Road and D. L. B. Road at Mulund ...	9,881	...	9,881
Construction of Thakur Road (Tappa Gavan) and Yeshwant Gawade Road (Bhabladevi Gavan) at Dahisar ...	2,276	...	2,276
Construction of D. L. B. Road from Level Crossing to Gavanpada Road II Lane from Sawatwadi to Jr. Pradhanwadi Market Lane in East and Gopal Das Road at Mulund ...	10,136	...	10,136
Asphalting (1) P. Khare Road, (2) Gokul Road, (3) Jawahar Road, Mulund ...	1,251	...	1,251
Construction of Walbhut Road from Level Crossing to Bridge at Goregaon ...	...	14,910	14,910
Construction of Nanabhai Cross Road at Malad ...	...	50	50
Construction of wall around Gymkhana at Jai Prakash Nagar, Goregaon ...	...	33	33
Construction of Sai Nath Lane at Malad ...	...	63	63
Construction of Adarsh Colony Road No. D at Malad ...	...	63	63
Blasting an over crops of rock in the lead of Poisar River on west side of the G. B. Road ...	...	3,332	3,332
Blasting an over crops of rock in the lead of Dahisar River on the west side of G. B. Road ...	...	2,872	2,872
Asphalting Govindram Road from G. B. Road to Railway Level Crossing at Malad ...	...	5,607	5,607
Asphalting of remaining lane of Zaver Road at Mulund ...	...	12,474	12,474
Construction of 2 cross lanes at Vijaya Nagar Society Mulund ...	...	3,208	3,208
Asphalting of Cross Road between Arya Samaj and Dalmia Bunglow of Jawahar Road, Mulund ...	...	1,997	1,997
Asphalting of Gawan Road at Mulund ...	...	1,624	1,624
Asphalting of Lokmanya Tilak Road (remaining lane) at Mulund ...	...	2,807	2,807
Construction of Sant Tukaram Road at Mulund ...	...	4,721	4,721
Construction of Ramdas Road at Mulund ...	...	6,939	6,939
Construction of Vithal Niwas Lane at Mulund ...	...	1,850	1,850
Providing Compound lights at Tulsī Baug Premises, Mandapeshwar Road at Borivli ...	...	39	39
Asphalting of Mahadeo Bhai Road, Extension and Cross Road at Kandivli ...	...	4,000	4,000
Construction of road connecting M. G. Road and Mathurdas Road at Kandivli ...	...	844	844
Construction of Dattapada Cross Lane No. 2 at Borivli ...	...	2,000	2,000
Asphalting of Chikanwala Road at Borivli ...	...	5,144	5,144
Asphalting of Shimpoli Road remaining lane from Korakandra to Shimpoli Village at Borivli ...	...	10,230	10,230
Construction of Mamaltdarwadi Cross Road No. 2 south at Malad ...	...	5,404	5,404
Construction of Mamaltdarwadi Cross Road No. 3 South at Malad ...	...	5,636	5,636
Construction of Mamaltdarwadi Cross Road No. 1 North at Malad ...	...	6,958	6,958
Construction of Mamaltdarwadi Cross Road No. 2 North at Malad ...	...	2,267	2,267
Construction of Mamaltdarwadi Cross Road No. 3 North at Malad ...	...	8,792	8,792
Construction of Adarsh Colony Road No. ... C Malad ...	...	2,954	2,954
Construction of Adarsh Colony Road No. F, Malad ...	...	1,840	1,840
Construction of Road No. 4 Jawahar Nagar Housing Society, Goregaon ...	...	1,349	1,349
Construction of Road No. 5 Jawahar Nagar Housing Society, Goregaon ...	...	27	27
Construction of Road No. 10 Jawahar Nagar Housing Society, Goregaon ...	...	1,653	1,653
Construction of Road No. 12 Jawahar Nagar Housing Society, Goregaon ...	...	27	27
Improving the surface of Vithadals Patel Road (600 length) West Mulund ...	...	2,908	2,908
Improving the surface of Walji Ladhbbhai Road (60 length) West Mulund ...	...	3,171	3,171
Improving the surface of Mahatma F. e. Road East Mulund ...	...	2,925	2,925
Construction of Jhwanji Pestonji Road Malad ...	...	950	950
Construction of Gandhi Lane at Malad ...	...	950	950
Construction of Turel Pakhadi X Road Malad ...	...	829	829
Total, VIII.—Roads, etc. ...	1,89,853	1,33,774	3,23,627





## SUMMARY.

	Expenditure upto 31-3-61.	Expenditure during the year 1961-62.	Total Expenditure upto 31-3-1962.
	Rs.	Rs.	Rs.
I.—General Supervision, etc.	...	2,248	2,248
II.—Water Works	3,008	...	3,008
V.—Public Health Department	414	...	414
VI.—Medical Relief and Education	6,900	6,239	13,139
VII.—Street Cleansing and Conservancy	4,633	...	4,633
VIII.—Roads, S. W. Drains and Public Lighting...	1,89,853	1,33,774	3,23,627
XIII.—Gardens and Open Spaces	27,612	...	27,612
XIV.—Markets and Slaughter House	9,502	195	9,697
Grand Total	2,41,922	1,42,456	3,84,378

## APPENDIX No. 5

Revenue Accounts Balance Sheet as at 31st March 1962.

LIABILITIES	Rs.	ASSETS	Rs.
<b>Debts—</b>		Cash at Bank ...	13,71,691.02
Due on Cash Bills Outstanding Account ...	7,272.55	Cash in Office ...	1,61,254.69
Due on Cheques payable ...	2,76,804.89	Current Account with the State Bank of India, Bombay for payment of interest on Extended Suburbs Loans ...	19,340.01
Due on Outstanding Charges for 1960-61 and previous year ( <i>vide</i> Appendix No. 4) ...	8,23,386.00	Bombay Municipal Corporation Loans Interest Warrants payable account ...	350.00
Due on Outstanding Charges on account of interest accrued but not paid ( <i>vide</i> details shown in Appendix No. 13) ...	46,013.22	Plant and Machinery ...	3,201.00
Deposits in cash and public securities from contractors and private parties ( <i>vide</i> details shown in Appendix No. 12)	23,14,453.03		
<b>Special Funds as at 31st March 1961—</b>		<b>Advances Recoverable (<i>vide</i> Appendix No. 11)—</b>	
Hospital Fund ...	94,500.00	Municipal Officers ...	22,238.06
		Departmental Work ...	7,28,038.64
		Private Works ...	92,208.69
		Sundaries, Misc. Advances ...	19,08,779.08
Surplus Revenue Fund ( <i>vide</i> Appendix No. 2) ...	28,71,886.42	Purchase of Petrol and Diesel Oil ...	19,730.75
		Municipal Contractors ...	
		<b>Deposit in Public Securities—</b>	
		In Office ...	65,000.00
		Investments	
		Rs.	Rs.
		Rs.	Rs.
		†Special Funds ...	94,500.00
		Hospital Fund ...	94,500.00
		<b>Surplus Fund—</b>	
		Face Value.	Cost.
		U.P.E.E. Act Bonds ...	1,25,000.00 1,12,500.00
		4½% Municipal Debentures 1960 ...	2,44,400.00 2,44,400.00
		Post Office National savings Certificates ...	60,000.00 69,000.00
			4,29,400.00 4,25,900.00
		In Cash, Call and Current Account Deposits	15,22,084.17 19,47,984.17
<b>Total ...</b>	<b>64,34,316.11</b>	<b>Total ...</b>	<b>64,34,316.11</b>

## APPENDIX No. 5A.

## HOSPITAL FUND

	Dr.	Cr.
	Rs. nP.	Rs. nP.
Balance on 1st April 1961 ...	...	94,500.00
Balance on 31st March 1962 as per Balance Sheet, Appendix No. 5 ...	94,500.00	...
<b>Total ...</b>	<b>94,500.00</b>	<b>94,500.00</b>

† Face Value, Purchase and Market Value of each kind of Securities held in the Sp. Funds please see Appendix No. 15A.

## APPENDIX No. 6.

Capital Fund Balance Sheet as at 31st March 1962.

LIABILITIES.		ASSETS.	
	Rs.	nP.	
Loans Outstanding—			Block Account—
Due to Government ...	...		Loan Funds—
Due to Public (vide Details shown in Appendix No. 10).	1,57,00,000.00		Property and Assets at original cost as per Appendix No. 7 ..
Surplus—			Sinking Fund—
Capital Assets at original cost over Liabilities			As per Appendix No. 9 ..
Sinking Fund on Loan 7,07,367.57			
Contribution from Government .. 18,20,866.00			In 4½% Municipal Debentures Extended (Sub) 1960 1,48,300.00
			In Fixed Deposit 35,00,000.00
			In call Deposit 5,00,000.00
			In cash 86.47
	25,28,233.57		41,48,386.47
<b>Total ..</b>	<b>1,82,28,233.57</b>		<b>Total ..</b>
			<b>1,82,28,233.57</b>

## APPENDIX No. 7.

## SUMMARY.

	Total Capital Expenditure upto 31st March 1961.		Expenditure during 1961-62.	Total Capital Expenditure upto 31st March 1962.	
	Rs.	nP.		Rs.	nP.
<b>Loan Funds.</b>					
I.—General Supervision, Collection of Revenue, etc. ...	...		...		...
II.—Water Works ...	59,68,569.40		22,07,565.48		81,76,134.88
III.—Education Primary ...	...		...		...
IV.—Education Secondary ...	...		...		...
V.—Public Health Department ...	...		...		...
VI.—Medical Relief and Education ...	3,13,836.17		12,880.67		3,26,716.84
VII.—Street Cleansing and Conservancy Road Watering ...	7,46,247.04		7,92,106.41		15,38,353.45
VIII.—Roads, S. W. Drains and Public Lighting ...	7,55,696.66		8,62,456.39		16,18,153.05
X.—Buildings, Land Acquisition and Management ...	34,783.20		3,65,500.77		4,00,283.97
XI.—Fire Brigade ...	...		...		...
XIII.—Gardens and Open Spaces ...	34,391.02		4,48,249.84		4,82,640.86
XIV.—Markets and Slaughter Houses ...	36,466.91		25,524.47		61,991.38
XV.—Village Amenities ...	1,24,132.19		95,380.64		2,19,512.83
Plant and Machinery ...	5,15,278.29		Cr. 11,808.52		5,03,469.77
Discount and other charges on Loans ...	45,222.50		...		45,222.50
<b>Grand Total :</b>	<b>85,74,623.38</b>		<b>47,97,856.15</b>		<b>1,33,72,479.53</b>

## APPENDIX No. 7.

Block Account showing details of Capital Expenditure upto 31st March 1962:

Name of the Work	Total Capital Expenditure upto 31st March 1961.	Expenditure during 1961-62.	Total Capital Expenditure upto 31st March 1962.
	Rs. nP	Rs. nP.	Rs. nP.
<b>II.—WATER SUPPLY</b>			
Laying suitable sized mains for the two areas Jawahar Nagar and Jayprakash Nagar at Goregaon	1,51,501.49	12,132.06	1,63,633.55
Tapping 8" main at Marve Road junction and Ghodbunder Road and laying a suitable main in Ghodbunder Road towards south upto junction of Dadyseth Road at Malad	82,087.01	Cr. 995.37	81,091.64
Laying 6" loop main at Jakeria Road Nanabhai Road and Dadyseth Road, Malad	38,548.96	4,575.69	43,124.65
Laying 6" main on the East Side along Daftary Road upto Pushpa Park tapping it off the 8" Military Main Malad	43,708.19	558.55	44,266.74
Laying a 4" main along Qarry Road from 8" Military Main (Malad)	19,467.03	1,776.65	21,243.68
Laying a 6" main by tapping 8" Military Main at junction of the Marve Road with Ghodbunder Road (Kandivli)	1,30,333.35	8,855.02	1,39,188.37
Laying a Trunk Feeder main from Jogeshwari along Ghodbunder Road Osvera Bridge to Dehsar Limits.	26,00,756.86	4,13,568.93	30,14,325.79
Laying a 6" A. C. Main in Ghodbunder Road from Goregaon Station Road to Dadyseth Road, Malad	79,303.65	1,136.25	80,439.90
Laying 9" C. I. Water Main in Aarey Road and 4" A. C. Water Main along Station Road and parallel to Western Railway in Goregaon	94,508.58	25,816.48	1,20,325.06
Laying 6" A C Main in Ghodbunder Road from Parekh Nagar to Borivli Station	1,00,070.27	4,126.45	1,04,196.72
Laying 4" Am C Main in Kisan Road, Anand Road and Manchabhai Road at Malad	67,190.10	13,868.31	81,058.41
Laying 4" A.C. Main in Station Road, Shankar Lane and Mathurdas Road at Kandivli	45,612.89	9,866.09	55,478.98
Laying 12" C. I. Main Bombay Agra Road from junction of Camp Road to junction of Murar Road and 9" main in Bombay Road at Mulund	24,000.88	47,548.85	71,549.73
Laying 12" C. I. Main in Mahatma Gandhi Road (Crown Road) Mulund from Bombay Agra Road to Station Road	33,746.54	29,762.00	63,508.54
Laying 9" C.I Main in Gopaldas Road from Carter Road to Jairam Road at Mulund	12,341.56	2,198.96	14,540.52
Laying 4" C. I. Main in Society Road from junction of Gopaldas Road to Station Road	13,708.75	99.60	13,808.35
Laying 4" C. I. Main in Jawahar Road from junction of Gopaldas Road to Station Road at Mulund	11,021.38	113.69	11,135.07
Laying 4" C. I. Main in Narottam Road from junction of Gopaldas Road to Station Road at Muund	4,089.54	59.49	4,149.03
Laying 6" Main in Gopal Krishna Gokhale Road from junction of Lokmanya Tilak Road to Sant Tulaidas Road and 4" Main in Santa Tukaram Road at Mulund East	11,459.12	591.54	12,050.66
Laying 6" Main in Lokmanya Tilak Road in East Mulund from 9" Main opposite Station upto Shri Gopal Krishna Gokhale Road at Mulund East	11,209.34	327.50	11,536.84
Laying of 6" Main along Road leading to Pandurang wadi from Aarey Road, Goregaon	13,789.49	1,316.06	15,105.55
Laying of 6" Main along Road leading to Gogate Wadi and Pandya Chawl from Aarey Road, Goregaon	4,769.41	929.25	5,698.66
Laying of 9" and 6" Main along Ishwarbhai Patel Road and to Cross Roads, Goregaon.	82,585.14	21,019.25	1,03,604.39
Laying of 6" Main along a Road at Goregaon East from Railway Station towards Jogeshwari side Goregaon	18,173.43	3,017.92	21,191.35
Laying of 9" and 4" Main along Mahatma Gandhi Road and its Cross Roads, Goregaon	85,910.99	8,552.31	94,463.30
Laying of 6" Main along Roads of Bandongri at Malad	31,428.65	12,686.63	44,115.28
Laying of 6" Main along Datta Mandir Road, Malad	18,000.66	9,531.40	27,532.06
Laying of 6" Main in Extension to Manchbhia Road from Culvert land Along Bandongri Road	4,879.82	9,565.98	14,445.80
Laying of 6" Main along Haji Babubhai Road at Malad	46,939.06	1,213.30	48,152.36
Laying of 6" Main along Ramchandra Lane and surrounding Area Malad	56,367.74	747.73	57,115.47
Laying 4" Main Along Nursing Lane, Malad	11,930.21	654.52	12,584.73
Laying of 6" and 4" Main along Mamlatdarwadi and Liberty Garden Scheme at Malad	40,906.69	67,352.28	1,08,258.97
Laying 6" Main along Underia Road, Kumbhar Road and Gathan Road at Malad	47,075.90	4,886.92	51,962.82
Laying 9" and 6" Main along N. L. Road and Bunder Road at Malad	76,219.88	Cr. 15,288.24	60,931.64
Total, II.—Water Works—Carried forward	41,13,642.56	7,02,172.05	48,15,814.61

## APPENDIX No. 7—(Contd.)

Block Account showing details of Capital Expenditure upto 31st March 1962.

Name of the Work.	Total Capital Expenditure upto 31st March 1961.	Expenditure during 1961-62.	Total Capital Expenditure upto 31st March 1962.
	Rs. nP.	Rs. nP.	Rs. nP.
II.—Water Works—Brought forward ...	41,13,642.56	7,02,172.05	48,15,814.61
Laying of 6" and 4" Main along Catholic Colony, Malad ...	42,805.90	3,719.99	46,525.89
Laying of 6" and 4" Main along Cross Roads of Underia Road and Kumbhar Wada and along N. S. Depot Road at Malad West ...	33,447.53	49,798.81	83,246.34
Laying 6" Main along Anandilal Potdar Road, 4" Main along Cross Road off Quarry Road, Malad West ...	69,146.03	Cr. 2,553.61	66,592.82
Laying of 4" Main along Orlem Village at Malad West ...	16,341.63	5,233.19	21,574.82
Laying of 4" Main along Cross Roads at Daftary Road tapping 6" Main along Daftary Road at Malad (West) ...	23,658.09	19,971.61	43,629.70
Laying of 4" Main along Nadiadwala Colony and Usman Nagar Road at Malad West, tapping 24" C. I. Main along G. B. Road, Malad ...	1,295.97	24,063.97	25,359.94
Laying of 6" and 4" C.I. Main along Kamala Nehru Road, Bajaj Road, Dr. Dalvi Road and Surrounding Area and Road Parallel to Railway track at Kandivli ...	25,433.46	11,783.1	37,216.58
Laying of 9" and 6" and 4" Main along Kasturba Road Jamnadas Adukiya Road and Surrounding Area ...	38,625.15	24,189.11	62,814.26
Laying of 9" and 4" Main along Shantilal Modi Road and Hemu Kalani Road and the Surrounding Area ...	1,28,428.69	43,426.98	1,71,855.67
Laying of 9" and 4" Main along Kandivli Village Road and Surrounding Area at Kandivli ...	81,785.26	49,013.40	1,30,798.66
Laying of 9" and 4" Main along Akurli Road and Surrounding Area at Kandivli ...	82,304.87	7,280.45	89,585.32
Laying of 6" Main along Road of Ashok Nagar and Road leading to Ashok Nagar ...	9,213.29	293.67	9,506.96
Laying of 6" Main along Goraswadi at Kandivli West ...	12,443.63	86.71	12,530.34
Laying 9" and 6" Service Main in Extension from Northern Level Crossing of Borivli Railway Station upto Dahisar Limit at Borivli and Dahisar ...	88,893.74	21,320.16	1,10,213.90
Laying of 12" and 9" Service Main in Lokmanya Tilak Road, Borivli ...	1,25,781.20	8,063.70	1,33,844.90
Laying of 6" and 4" Service Main along Road in Babhai Village ...	34,402.61	10,158.26	44,560.87
Laying 4" Main along Jambli Galli and 2" communication line along Gorai Cross Lane ...	10,749.11	382.76	11,131.47
Laying of 6" and 4" Service Main along Shimpoli Road and Surrounding area ...	48,561.41	10,551.16	59,112.57
Laying of 6" Main along Chandavarkar Road ...	12,316.10	5,354.19	17,670.29
Laying 12" and 4" Main along Vallabhbhai Patel Road upto Vallabh nagra Bus Stop ...	2,06,351.75	26,248.76	2,32,600.51
Laying of 9", 6" and 4" Main on Mahatma Gandhi Road, Kasturba Road (Carter Road) and their Cross Roads at Borivli East ...	1,54,034.34	4,010.57	1,58,044.91
Laying of 9" and 6" Main on Dattapada Road and Surrounding Area at Borivli East ...	32,515.24	1,904.99	34,420.23
Laying of 6" and 4" Main in Road of Daulat Nagar, Borivli East ...	96,187.13	19,985.47	1,16,172.60
Laying of 6" and 4" Service Main along a road leading to I. C. Colony from Church, Vallabh nagar Junction ...	17,849.71	17,734.02	35,583.73
Laying of 9" and 4" Main along East Dahisar Road ...	44,155.65	334.74	44,490.39
Laying of 9", 6" and 4" Main along West Dahisar Roads in Extension from 9" Main along Sir Bharucha Road, via Culvert on South of Dahisar Railway Station ...	39,200.45	5,082.13	44,282.58
Laying small sized main wherever necessary ...	1,456.14	8,573.64	10,029.78
Extending the existing 9" water main in Aarey Road upto Government Milk Colony and laying 4" mains surrounding areas at Goregaon ...	1,646.93	2,527.16	4,174.09
Laying 4" mains in Roads Nos. 4, 5 and 6 in Peoples' Colony at Goregaon, tapping 9" main in Mahatma Gandhi Road ...	13,159.79	454.20	13,613.99
Laying 4" water mains along Cross Roads of Aarey Road Gawankar Wadi, Naik Wadi, Pathare Wadi, etc., at Goregaon ...	10,706.16	2,218.33	12,924.49
Laying a 12" water main along Sainath Road and through a Railway culvert to connect with the 24" main in Ghodbunder Road and 6" main in Manchubhai Road ...	27,218.79	21,890.21	49,109.00
Laying a 12" water main Marve Road tapping 24" main in Ghodbunder Road upto Marve Bridge and laying 9" main thereafter for Madh and Marve ...	45,209.98	51,985.87	97,195.85
Laying 4" mains along Cross Roads of Mamatdar Wadi, at Malad ...	20,059.50	6,400.78	26,460.28
Total II.—Water Works—Carried forward ...	57,09,027.79	11,63,660.15	68,72,687.94

## APPENDIX No. 7—Concl'd.

Block Account showing details of Capital Expenditure upto 31st March 1962.

	Total Capital Expenditure upto 31st March 1961.	Expenditure during 1961-62.	Total Capital Expenditure upto 31st March 1962.
	Rs. nP.	Rs. nP.	Rs. nP.
II.—W. W. Brought forward ...	57,09,027.79	11,63,660.15	68,72,687.94
Extending 9" main in Nahalchand Laluchand Road upto Bunder Road and laying 4" mains along Roads of Chincholi Village adjoining two cross roads ...	19,676.06	7,310.64	26,986.70
Laying 4" water main in Tilak Road, Tank Road and Marine Road in Kandivli Village ...	1,940.47	10,773.44	12,713.91
Laying 4" mains in Charkop Village and Bunder Pakhadi at Kandivli ...	13,634.37	45,219.64	58,854.01
Laying 4" water mains in Poisar Village ...	21,674.31	1,234.12	22,908.43
Laying 4" water mains in Roads of Shimpoli Village ...	4,546.36	1,081.06	5,627.42
Laying 4" mains in remaining Roads of Babhai Gaothan, Vazira Village at Borivli ...	21,448.52	128.97	21,577.49
Laying 4" mains in Villages of Eksar, Naitofii and Tale Pakhadi at Borivli West ...	6,739.90	10,145.05	16,884.95
Extending 6" mains in Chandawarkar Road upto Municipal limits at Borivli ...	959.21	4,090.66	5,049.87
Laying an additional 9" main along Quarry Road at Malad (East) ...	53,396.31	5,690.24	59,086.55
Laying 9" main from Anand Road through western railway and private property upto Quarry Road at Malad (P/Ward) ...	...	2,911.65	2,911.65
Providing Water mains and miscellaneous water works in areas where building development may be expected in the immediate future ...	...	30,878.08	30,878.08
Laying 6" main along Kanjarpada Road tapping 12" main in Vallabhbbhai Patel Road at Borivli ...	29,967.05	33,593.56	63,560.61
Laying 4" main in Natakwalla Lane in West Borivli ...	1,922.98	5,658.25	7,581.23
Laying 6" main along Road leading to the Railway level crossing from Ghodbunder Road, Dahisar and a 4" main along Road parallel to Railway tracks ...	1,004.73	16,552.16	17,556.89
Laying 6" and 4" mains in certain roads at Dahisar ...	11,480.62	86,127.31	97,607.93
Diversion of 9" water main from Western side of Mulund to Eastern side (T Ward) ...	...	663.00	663.00
Enlarging the 2" G.I. main in Nahur Road to 4" and extending the same along Nahur Road upto Nahur Village, Mulund (T Ward) ...	...	7,016.62	7,016.62
Laying 4" mains in Vithalbhai Patel Road, Valji Ladha Road and Ratan Hirji Bhojraj Road connecting to 4" main in Jawaharlal Nehru Road and 9" main in Gopaldas Road, Mulund (T Ward) ...	5,765.42	29,575.63	35,341.05
Enlarging 6" main in D.L.B. Road and Extending the same along D.L.B. Road and reducing to 4" Saiwaram Lalwani Road Sarojini Naidu Road Je ha Shankar Dosa Road, Mulund (T Ward) ...	2,763.04	60,368.20	63,131.24
Laying 4" main in Mahamatma Fule Road with a 3" branch to Adiwashi Colony tapping 6" main in Lokmanya Tilak Road, Mulund (T Ward) ...	...	16,589.86	16,589.86
Laying 4" main in Gawade Vizne Scheme, tapping 6" main in Lokmanya Tilak Road Mulund ...	3,112.78	19,002.99	22,115.77
Laying 4" main in Gopalkrishna Gokhale Road in Mulund (T Ward) ...	1,016.34	2,407.05	3,423.39
Laying 12" main in Bombay Agra Road from Murar connecting the same to 12" existing main in Bombay Agra Road, Bhandup, Mulund (T Ward) ...	11,768.16	70,524.06	82,292.22
Laying 12" main in Bombay Agra Road tapping 15" main in D. L. B. Road upto Mulund Limit, Mulund (T Ward) ...	13,792.32	99,751.73	1,13,544.05
Laying 9" main in Railway land and through culvert No. 48 from existing 9" main in Aarey Road to the 6" main in Pandurang Wadi in Goregaon ...	...	892.50	892.50
Laying 12"-9" feeder main from Ghodbunder Road extending the existing 9" main in Mithagar Road and laying 6" distributory mains in roads of Maharashtra Housing Board Scheme of 3,000 tenements for the hutment dwellers at Goregaon West ...	32,932.66	3,68,861.38	4,01,794.04
Laying 6" main in Ram Mandir Road at Goregaon West ...	...	25,716.24	25,716.24
Laying 6" and 4" water mains in certain roads in Adarsha Co-operative Housing Colony at Malad (West) ...	...	9,913.35	9,913.35
Extending 9" main Lokmanya Tilak Road by 6" main upto the Bunder Road at Borivli (West) ...	...	...	...
Providing Steel Storage Tanks in Kandivli, Borivli, Dahisar and other Villages in the Extended Suburbs ...	...	3,822.51	3,822.51
Laying 6" water mains in Islampura Locality in Mulund ...	...	...	...
Laying of 6" water main in Lokmanya Tilak Road east from 9" main in Lokmanya Tilak Road upto Borivli Bunder (West) ...	...	67,403.38	67,403.38
Total, II.—Water Works ...	9,68,569.40	22,07,565.48	81,76,134.88

## APPENDIX No. 7—Contd.

Block Account showing detailed of Capital Expenditure upto 31st March 1962.

	Total Capital Expenditure upto 31st March 1961	Expenditure during 1961-62.	Total Capital Expenditure upto 31st March 1962.
	Rs. nP.	Rs. nP.	Rs. nP.
<b>VI.—MEDICAL, RELIEF.</b>			
Construction of Shri Mansadevi Tulsiram Agarwal Municipal General Hospital at Mulund inclusive of cost of equipment	3,13,836.17	12,747.58	3,26,583.75
Construction of Maternity Home and Staff Quarters at Goregaon	...	133.09	133.09
Construction of Maternity Home at Borivli	...	...	...
Construction of staff quarters at Municipal General Hospital, Mulund	...	...	...
Total, VI—Medical Relief etc.	3,13,836.17	12,880.67	3,26,716.84
<b>VII.—STREET CLEANSING AND CONSERVANCY, ETC.</b>			
Construction of Quarters at Malad for the Conservancy Staff...	2,47,893.32	3,43,054.34	5,90,947.66
Construction of Quarters at Kandivli —do—	1,75,037.76	75,000.00	2,50,037.76
Construction of Quarters at Mulund —do—	2,33,405.57	1,55,302.37	3,88,707.94
Construction of a garage and workshop at Malad for conservancy vehicles	11,383.13	319.72	11,702.85
Construction of Quarters at Goregaon for the Conservancy Staff	213.95	2,15,972.06	2,16,186.01
Survey work of Malad and Mulund in Ext. (Subs.)	78,657.64	2,197.57	80,855.21
Providing Sewerage Arrangements for Mulund Area including main inter-secting sewers subsidiary sewers Pumping Stations	205.67	Cr. 2,595	Cr. 2,800.67
Const. of Public conveniences in Ext. Subs. Lumsun Provision	...	476.30	476.30
Total, VII.—Street Cleansing,	7,46,247.04	7,92,105.41	15,38,352.45
<b>VIII.—ROADS, S. W. DRAINS, ETC.</b>			
Construction of Roads with permanent mode of construction	2,10,018.97	436.42	2,10,455.39
Construction of salt deptt. road from level crossing at south to Salt Pan Bungalow Mulund	23,468.55	563.93	24,032.48
Construction of Roads in Goregaon Government Housing Colony at Goregaon	17,596.52	...	17,596.52
Construction of Bunder Road at Malad	20,340.60	1,137.99	21,478.59
Construction of Nadiadwala Colony Road, Malad	20,934.38	...	20,934.38
Construction of Orlem Village Road, Malad	12,615.62	13,278.56	25,894.18
Construction of Road from Madhto Versova Madh Ferry	46,624.20	39,636.79	86,260.99
Construction of Charcop and Bandar Pakhaji Road, Kandivli	94.59	91,771.97	91,866.56
Construction of Gokhale Road and Dattmannir Road, Kandivli	19,695.46	1,100.15	20,795.61
Construction of Kandarpada, Mandapeshwar Road at Borivli	17,044.00	...	17,044.00
Construction of Road from Vazira to Broadcasting Station to Borivli	23,515.80	...	23,515.80
Construction of permanent bridge to replace Bailey Bridge at Marve Road, Malad	...	...	...
Construction of foot-bridge over Dahisar river at Dahisar	...	272.47	272.47
Construction of Nevetia Road Extension from existing asphalted portion to Govind Nagar at Malad	...	...	...
Construction of Rim Manjir Road, Goregaon	...	49,908.46	49,908.46
Construction of Lokmanya Tilak Road from Chodbunder Road to railway station at Dahisar (West)	...	33,166.71	33,166.71
Construction of J. C. Colony Road at Borivali	...	38,859.91	38,859.91
Construction of Chincholi Road at Malad	...	15,362.64	15,362.64
Construction of Gorai Manori Road (other side of creek)	...	153.30	153.30
Construction of Dr. Ambedkar Road from Shewaram Lalwani Road to Nehru Road	...	22,893.48	22,893.48
Construction of Road from Gorai Village to Gorai Creek	...	203.17	203.17
Construction of Kandarpada Village Road to meet the asphalted Kandarpada Road	84.00	285.86	369.86
Construction of remaining roads in Goregaon Housing Colony	...	35,675.48	35,675.48
Construction of remaining roads in Nadiadwala Colony	...	22,489.72	22,489.72
Construction of Subway at Malad including acquisition of land for approach road	...	...	...
Construction of Sarojini Naidu Road (Remaining length) at Mulund	...	309.75	309.75
Construction of Ganesh Cavade Road, Mulund (West)	...	17,895.17	17,895.17
Construction of Mithagar Road and Jawahar Road to Railway Level crossing including construction of culvert at Mulund	...	...	...
Construction of Chhatrapati Shiwaji Road and Kuwar Road at Dahisar	...	399.00	399.00
Acquisition of set-back for road widening	...	...	...
	4,12,032.69	3,65,800.93	7,77,833.62

## APPENDIX No. 7—(Contd.)

Block Accounts showing detailed of Capital Expenditure upto 31st March 1962

	Total Capital Expenditure upto 31st March 1961.	Expen- iture during 1961-62.	Total Capital Expenditure upto 31st March 1962.
	Rs. nP.	Rs. nP.	Rs. nP.
	4,12,032.69	3,85,009.93	7,97,833.62
Widening of Gorai Road at Borivali ...	48,208.98	332.06	48,547.04
Widening of Bridge on Nalla along Ghodbunder Road at Malad ...	251.84	39,409.17	39,721.01
Widening of Mahatma Gandhi Road from level crossing to National Park at Borivli (East) ...	37,757.06	9,888.16	47,645.22
Widening of asphalted carriage way of Kasturba Road and Carter Road No. 1, 2, 3, 4, 6, 7 and 8 at Borivli. ...	102.64	254.36	357.00
Widening of Mahatm Ganhi Road from Ghodbunder Road to Road No. 6 of Peoples own Housing Colony at Goregaon ...	...	...	...
Widening the carriageway of Lokmanya Tilak Road Borivli from Factory Lane to vazara. ...	80.71	112.35	193.06
Asphalting of Road North of Mandpeshwar Road leading to Vallabh Nagar bus stand at Borivli ...	66.94	42,710.85	42,777.79
Asphalting of Nahur Road from Nalla upto School plot at Mulund ...	82.95	19,416.15	19,599.10
Asphalting of Gokul Road (remaining length) at Mulund ...	86.15	17,968.45	18,054.60
Asphalting of Roads in Puspapark Colony at Malad ...	12,830.56	9,498.30	22,329.16
Improving and widening of Mandpeshwar Road at Borivali ...	27,484.80	1,12,173.37	1,39,658.17
Improving and Asphalting Roads in Cavade Vinze Scheme at Mulund ...	18,937.28	12,802.02	31,739.30
Improving and widening of Ghodbunder Road from Oshivra Bridge to Goraswadi (P Ward Limits) ...	136.10	...	136.10
Improving and widening of Ghodbunder Road from Goraswadi Borivali Railway Level Crossing ...	1,97,637.66	79,935.57	2,77,633.23
Improving and re-surfacing Ishwarbhai Patel Road at Goregaon ...	...	10,767.72	10,767.72
Improvement and surface dressing of roads in P and R Wards of Zone III (Extended Suburbs) ...	...	92,070.67	92,070.67
Improving and asphalting (1) roads in Vishveshwar Nagar, Goregaon (West), (2) Akruli extension road at Kandivli, (3) Gorai road from broad casting station to Gorai Creek ...	...	29,190.26	29,190.26
Lump sum provision for providing of storm water drain to remove the cause of flooding during Monsoon ...	...	...	...
Total, VIII.—Roads, S. W. Drains ...	7,55,696.66	8,02,456.39	16,18,153.05
<b>X.—BUILDINGS, LAND ACQUISITION, ETC.</b>			
(a) Miscellaneous.			
Town Planning Scheme in Extended Suburbs ...	34,263.82	14,421.29	48,685.11
Lump sum provision for development plan, (Budget F) Preliminary expenses ...	519.38	...	519.38
(b) Acquisition.			
Acquisition of land for Harijan Quarters and Night Soil depot at Mulund ...	...	...	...
Acquisition of land in the Extended Suburbs to provide Central pool ...	...	...	...
Acquisition of land at Borivli for Municipal Market, Ward Offices, Housing, etc. ...	...	3,49,146.16	3,49,146.16
Acquisition of land for Public purposes ...	...	1,933.32	1,933.32
Total, X.—Buildings, Land Acquisition, etc.	34,783.20	3,65,503.77	4,00,283.97
<b>XI.—FIRE BRIGADE.</b>			
(a) Acquisition.			
Acquisition of land and construction of Fire Brigade Station at Mulund ...	...	...	...
Acquisition of land and construction of Fire Brigade Station at Kandivli ...	...	...	...
Total, XI.—Fire Brigade ...	...	...	...



## APPENDIX No. 7—(Contd.).

## Block Accounts showing detailed of Capital Expenditure upto 31st March 1962

	Total Capital Expenditure upto 31st March 1961	Expenditure during 1961-62.	Total Capital Expenditure upto 31st March 1962.
	Rs. nP.	Rs. nP.	Rs. nP.
<b>XIII.—GARDENS AND OPEN SPACES.</b>			
<b>(a) Construction.</b>			
Construction of Garden at Vithalbai Patel Road at Kandivali ...	24,543.04	1,270.89	25,813.93
<b>(b) Miscellaneous.</b>			
Providing gardens on Samant Estate, Goregaon ...	9,847.98	5,888.95	15,736.93
Acquisition of Plot for School garden and playground at Liberty Housing Society, Malad (West) ...	...	4,41,090.00	4,41,090.00
<b>(c) Acquisition.</b>			
Acquisition of a plot known as Tank at Maalad (West), Jakaria Road and filling in the same—			
(i) Cost of acquisition ...	...	...	...
(ii) Cost of filling in with Katchra and murum in alternate layers ...	...	...	...
<b>Total, XIII.—Gardens and Open Spaces ...</b>	<b>34,391.02</b>	<b>4,48,249.84</b>	<b>4,82,640.86</b>
<b>XIV.—MARKETS AND SLAUGHTER HOUSES, ETC.</b>			
<b>(a) Construction.</b>			
Construction of a Vegetable and Fruit Market at Mulund ...	36,466.91	3,095.47	39,562.38
Construction of a Market at Borivali (East) ...	...	...	...
<b>(b) Acquisition.</b>			
Acquisition of land and construction of Vegetable Market, Kandivli ...	...	22,429.00	22,429.00
Acquisition of Land and construction of Vegetable Market at Borili (West) ...	...	...	...
Acquisition of Land for Vegetable Market at Dahisar ...	...	...	...
Acquisition of Land and construction of Vegetable Market at Malad Tank ...	...	...	...
Acquisition of a plot and construction of market at Jawahar Nagar Goregaon ...	...	...	...
Acquisition of a plot and construction of a Market at Malad (East) ...	...	...	...
Acquisition of a plot for market and construction of Market at Nanabhai Laxman Road Somwari Market ...	...	...	...
Acquisition of a plot for market at Borivali West, Nos. 8 and 9 ...	...	...	...
Acquisition of Plot for construction of market at Liberty Housing Society, Malad West ...	...	...	...
<b>Total, X.—Markets and Slaughter Houses ...</b>	<b>36,466.91</b>	<b>25,524.47</b>	<b>61,991.38</b>
<b>XV.—VILLAGE AMENITIES.</b>			
<b>XV.—Village Amenities ...</b>	<b>1,20,385.33</b>	<b>95,380.64</b>	<b>2,15,765.97</b>
<b>(a) Miscellaneous.</b>			
Improving Road behind Bhabhai School ...	...	...	...
Improving Harijan Quarters Road at Borivli ...	...	...	...
<b>(b) Construction.</b>			
Construction of concrete passage in Gavanwada, Mulund ...	...	...	...
Construction of concrete passage in Nanepada, Mulund ...	3,746.86	...	3,746.86
Construction of concrete passage with side drains in Navgharpada ...	...	...	...
Construction of concrete passage with side drains in Gavanpada, Mulund ...	...	...	...
<b>Total, XV.—Village Amenities ...</b>	<b>1,24,132.19</b>	<b>95,380.64</b>	<b>2,19,512.83</b>

## APPENDIX No. 7—(Contd.)

*Plant and Machinery to be purchased out of Advances from Loan Funds.*

	Total Capital Expenditure upto 31st March 1961.	Expenditure during 1961-62.	Total Capital Expenditure upto 31st March 1962.
	Rs. nP.	Rs. nP.	Rs. nP.
<b>I.—GENERAL SUPERVISION, COLLECTION OF REVENUE, ETC.</b>			
Item No. 1.—Purchase of one Station Wagon for Dy. Accountant (E. S.)'s Office ...	28,000.00	Cr. 5,600.00	22,400.00
<b>II.—WATER WORKS.</b>			
Purchase of water meter ...	11,708.25	Cr. 3,903.00	7,805.25
<b>V.—PUBLIC HEALTH DEPARTMENT.</b>			
Purchase of Motor Truck of 1½ Ton payload for Insecticide Branch, E. S. ...	24,938.26	Cr. 4,988.00	19,950.26
<b>VI.—MEDICAL RELIEF AND EDUCATION.</b>			
Purchase of one Ambulance Van in place of old one for M. G. Hospital and Maternity Home in Mulund ...	25,000.00	Cr. 3,743.81	21,256.19
Purchase of a Van for Mobile Dispensary in Extended (Suburbs) ...	...	30,000.00	0000.00.
<b>VII.—STREET CLEANSING AND CONSERVANCY, ETC.</b>			
Item No. 2.—Purchase of 2 Cesspool Lorries for replacement of two old trucks ...	59,240.00	Cr. 11,848.00	47,392.00
Item No. 3.—Purchase of 8 to 10 Trailors and Horses with Tractors ...	52,074.24	6,672.65	58,746.89
Item No. 4.—Purchase of 6 Transport Vehicles for replacement of old vehicles for Conservancy Branch ...	1,42,989.32	Cr. 28,598.00	1,14,391.32
Item No. 5.—Purchase of 10 Night soil Trailors for removal of Night soil ...	29,525.60	Cr. 5,906.00	23,619.60
<b>VIII.—ROADS, S.W. DRAINS AND PUBLIC LIGHTING.</b>			
Item No. 1.—Purchase of 2 Ten Ton Diesel Rollers ...	36,198.45	Cr. 780.36	35,418.09
Item No. 4.—Purchase of 4 Ton (Tilting) Truck ...	36,124.22	Cr. 7,225.00	28,899.22
Purchase of two Ten-ton Diesel Roller ...	50,719.20	Cr. 10,144.00	40,575.2
<b>IX.—MECHANICAL.</b>			
Item No. 1.—Purchasing and Installing (including wiring and airlines) of one Air Compressor for the Municipal Garage, Malad ...	4,635.00	Cr. 927.00	3,708.00
<b>XI.—FIRE BRIGADE.</b>			
Purchase of one Motor Jeep ...	14,125.75	Cr. 3,509.00	10,616.75
<b>XII.—LICENCING, REMOVAL OF ENCROACHMENTS, ETC.</b>			
Purchase of Encroachment Van ...	...	38,691.00	38,691.00
Total.—Plant and Machinery ...	5,15,278.29	Cr. 11,808.52	5,03,469.77

**APPENDIX No. 8.**

*Statement Showing (1) the total amount of Municipal Loans raised (2) the expenditure incurred there against and (3) the invested balance of the Loans on 31st March 1962.*

(1)	Amount available for expenditure	I.—General Supervision Collection of Revenue etc.	II.—Water Supply	III.—Education Primary.	IV.—Education Secondary.	V.—Public Health Department.	VI.—Medical Relief and Education.	VII.—Street Cleansing and Conservancy etc	VIII.—Roads, S. W. Drains and Public Lighting.	X.—Buildings Land Acquisition, and Management.	XI.—Fire Brigade.	XIII.—Gardens and Open Spaces.	XIV.—Markets and Slaughter Houses.	XV.—Village Amenities.	Advances for purchase of Plant and Machinery.	Discount and other charges.	Total expended on works upto 31-3-1962.	Balance expended on 31st March 1962.
(1)	(2)	(3)	(4)	(5)	(6)	(7)	(8)	(9)	(10)	(11)	(12)	(13)	(14)	(15)	(16)	(17)	(18)	(19)
	Rs.	Rs.	Rs.	Rs.	Rs.	Rs.	Rs.	Rs.	Rs.	Rs.	Rs.	Rs.	Rs.	Rs.	Rs.	Rs.	Rs.	Rs.
Amount of Loan raised from Public as per report of 1959-60.	10,20,000																	
Amount of Loan raised from Public in 1960-61	55,00,000																	
Amount of contribution received from Government as per report of 1959-60	13,20,666																	
Amount of contribution received from Government in 1960-61	5,00,000																	
<b>Total ...</b>	<b>1,75,20,866</b>	<b>...</b>	<b>2,07,565.48</b>	<b>...</b>	<b>...</b>	<b>...</b>	<b>12,880.67</b>	<b>7,92,106.41</b>	<b>8,62,456.39</b>	<b>3,65,500.77</b>	<b>...</b>	<b>4,48,249.84</b>	<b>25,524.47</b>	<b>99,380.64</b>	<b>Cr. 11,808.52</b>	<b>45,222.50</b>	<b>1,33,72,419.53</b>	<b>41,48,386.47</b>

## APPENDIX No. 9

## Sinking Fund

Statement showing the Actual Investments on account of the Sinking Fund of different Municipal Extended Suburbs Loans upto 31st March 1962, compared with the amounts which should have accumulated upto that date on the basis of the Fixed Instalments and the sums set aside as Sinking Fund as on 31st March 1962.

Name of Loan.	Amount raised	When raised.	When repayable.	Amount of Annual Sinking Fund Instalment.	Date when Sinking Fund commenced.	Amount of Sinking Fund which should have accumulated upto 31st March 1962, at compound interest.
	Rs.			Rs.		Rs. nP.
(3½ per cent. basis). 4½ per cent. Rs. 25 lakhs Bombay Municipal Extended Suburbs Internal Loan of 1957-58 for financing capital Works such as water works etc. ...	25,00,000	15-3-1958	15-3-1983	64,185	15-3-1959	2,70,932.00
(3½ per cent. basis). 4½% Rs. 20 lakhs (out of Rs. 35 lakhs) Extended Suburbs Internal Loan 1958-59 ...	20,00,000	24-3-1959	15-3-1984	49,664	24-3-1960	1,54,777.00
4½% Rs. 25 lakhs Loan of 1959-60 ...	25,00,000	28-9-1959	28-9-1971	88,402	28-9-1960	1,83,099.00
4½% Rs. 20 lakhs loan of 1960-61 ...	22,00,000	15-11-1960	15-11-1972	77,795	15-11-1961	78,824.00
4½% Rs. 10 lakhs Internal Interest Loan of 1960-61 ...	10,00,000	1-3-1961	15-11-1985	24,832	15-11-1961	25,181.00
Total ...						7,12,813.00

(1)	AMOUNT ACTUALLY INVESTED UPTO 31ST MARCH 1962.				Amount of Interest accrued upto 31st March 1962, to be collected and invested in 1962-63.	Total of Columns 5 and 6.
	Amount of Sinking Fund invested upto 31st March 1961.	Sinking Fund Instalments paid in 1961-62.	Interest, etc. accumulations invested in 1961-62.	Total.		
	Rs. nP.	Rs. nP.	Rs. nP.	Rs. nP.	Rs. nP.	Rs. nP.
Sinking Fund ...	3,92,205.48	3,03,195.00	11,966.09	7,07,357.57		
Deduct—withdrawn for repayment of Loans Total—Sinking Funds ...	...	...	...	7,07,367.57		
In Public Securities as detailed in Appendix No. 15-A ...				7,07,300.0		
In Cash with the State Bank of India, Dadar ...				67.57		
Total ...				7,07,367.57	9855.92	7,17,223.49

\*The Market Value of the securities on 31st March 1962 is Rs. 7,07,300 as shown in Appendix No. 15, and after adding cash Balance of Rs. 67.57 and the interest accrued on the Securities upto 31st March 1962 amounting to Rs. 9,855.92 the total amount of Sinking Fund is Rs. 7,17,223.49

**APPENDIX No. 10**

*Statement showing Outstanding Loans due by the Municipality (Extended Suburban Area), the Interest Outstanding on 1st April 1961 on the different Loans, the amount payable for the year 1961-62, the amount paid by the State Bank of India and in office during the year and the balance Outstanding on 31st March 1962.*

Serial No.	Particulars of Loan.	Rate of interest.	Balance due on 1-4-1961.	Amount raised in 1961-62.	Total.	Amount repaid in 1961-62.	Balance due on 31-3-1962.	Interest outstanding on 1-4-1961.	Interest payable in 1961-62.	Total Interest due.	Deduct Interest paid.	Outstanding balance on 31-3-1962.
		Rs.	Rs.	Rs.	Rs.	Rs.	Rs.	Rs.	Rs.	Rs.	Rs.	Rs.
<b>Loans raised from the Public.</b>												
1	4½ per cent. 25 lakhs Bombay Municipal Extended Suburbs Internal Loan of 1957-58 for financing Capital Works such as Water Works, etc.	4½%	25,00,000	...	25,00,000	...	25,00,000	...	1,06,250	1,06,250	1,06,250	...
2	4½ per cent. 20 lakhs (Out of 35 lakhs) Bombay Municipal Extended Suburbs Internal Loan of 1958-59 for financing Capital Works such as Water Works, etc.	4½%	20,00,000	...	20,00,000	...	20,00,000	...	85,000	85,000	85,000	...
3	4 per cent. Rs. 25 lakhs Bombay Municipal Extended Suburbs Loan of 1959-60 for financing Capital Works such as Water Works, etc.	4%	25,00,000	...	25,00,000	...	25,00,000	7,700	1,00,000	1,07,700	1,02,290	5,410.00
4	4½ per cent. Rs. 20 lakhs Bombay Municipal Extended Suburbs Loan of 1960-61 for financing Capital Work, such as Water Works etc.	4½%	22,00,000	...	22,00,000	...	22,00,000	...	93,500	93,500	79,219.99	14,280.01
5	4½ per cent. Rs. 10 lakhs Bombay Municipal Extended Suburbs (Internal) Loan of 1960-61 for financing Capital Works such as Water Works, etc.	4½%	10,00,000	...	10,00,000	...	10,00,000	...	29,986.11	29,986.11	29,986.11	...
6	4½ per cent. Rs. 50 lakhs Bombay Municipal Extended Suburbs Loan of 1961-62 for financing Capital Works such as Water Works etc.	4½%	...	55,00,000	55,00,000	...	...	...	...	...	...	...
	<b>Total</b>		1,02,00,000	55,00,000	1,57,00,000	...	1,57,00,000	7,700	4,14,736.11	4,22,436.11	4,02,746.10	19,690.01

## APPENDIX No. II.

Statement of Advance for 1961-62.

Name of Account.	Opening Balance on 1st April 1961.	Debits during 1961-62.	Total.	Credits during 1961-62.	Closing Balance on 31st March 1962.
	Rs.	Rs.	Rs.	Rs.	Rs.
Departmental Works	...	...	...	...	...
Water Works	1,33,941.52	7,443.80	1,41,385.32	11,965.96	1,29,419.36
Roads, Buildings and Drainage	5,23,905.93	5,21,662.21	10,45,568.14	4,46,948.86	5,98,619.28
Total	6,57,847.45	5,29,106.01	11,86,953.46	4,58,914.82	7,28,038.64
Private Works:—					
Water Works	9,903.73	7,798.04	17,701.77	781.41	16,920.36
Roads, Buildings and Drainage	57,912.16	36,706.07	94,618.23	19,329.90	75,288.33
Total	67,815.89	44,504.11	1,12,320.00	20,111.31	92,208.69
Municipal Officers:—					
Dishonoured Cheques	...	1,07,674.03	1,07,674.03	1,07,674.03	...
Standing advances for Contingent Expenses.	8,625.00	1,225.00	9,850.00	...	9,850.00
Standing Advances for Unpaid Salary Cash.	2,015.06	...	2,015.06	...	2,015.06
Motor Cars and Motor Cycles to Officers.	5,933.00	5,500.00	11,433.00	1,060.00	10,373.00
Cycle Advances to Subordinate	...	...	...	...	...
Total	16,573.06	1,14,399.03	1,30,972.09	1,08,734.03	22,238.06
Advances—Sundries and Miscellaneous.	20,80,982.16	9,54,306.85	30,35,289.01	11,26,509.93	19,08,779.08
Municipal Contractors	1,255.21	...	1,255.21	1,255.21	...
Advances, Sundries cost of revision of grades of Suburban Staff.	...	...	...	...	...
Demolition of Shed	...	...	...	...	...
Advances for Improvement of private streets.	...	...	...	...	...
Purchase of Petrol and Diesel oil	19,730.75	...	19,730.75	...	19,730.75
Town Planning Scheme in Suburbs	...	...	...	...	...
Total	21,01,968.12	9,54,306.85	30,56,274.97	11,27,765.14	19,28,509.83

## APPENDIX No. 12.

## Statement of Deposit Account for 1961-62.

Name of Account.	Opening Balance on 1st April 1961.	Credits during 1961-62.	Total.	Debits during 1961-62.	Closing Balance on 31st March 1962.
	Rs.	Rs.	Rs.	Rs.	Rs.
<b>A.—Cash Deposits from Contractors, etc. :</b>					
(1) From Contractors	62,422.75	69,689.29	1,32,112.04	32,571.74	99,540.30
(2) From Tenderers	27,630.00	44,488.00	72,118.00	44,700.00	27,418.00
<b>B.—Cash Deposits from Private Parties received through Departmental officers</b>					
(1) Assistant Engineer, 1st Grade	42,035.73	29,556.11	71,591.84	9,047.00	62,544.84
(2) Assistant Engineer, Water Works	7,18,861.84	1,93,606.06	9,12,467.90	3,72,084.67	5,40,383.23
(3) Deputy Assessor and Collector	4,55,890.61	13,19,925.74	17,75,816.35	13,59,021.80	4,16,794.55
(4) Assistant Health Officer	191.00	12.00	203.00	8.00	195.00
(5) Assistant Superintendent of Licences.	68,037.00	54,075.32	1,22,112.32	2,387.75	1,19,724.57
(6) Assistant Superintendent of Markets.	11,393.08	21,632.40	33,025.48	9,217.00	23,808.48
(7) Assistant Head Supervisor	1,924.50	5,891.93	7,816.43	124.00	7,692.43
(8) Asstt. Municipal Commissioner.	440.00	...	440.00	...	440.00
(9) A. E., N Ward	...	9,785.12	9,785.12	25.00	9,760.12
(10) A. E., T. P. Schemes	17,400.00	64,700.00	82,100.00	...	82,100.00
(11) Insecticide Officer	2,290.00	5,525.00	7,815.00	5,325.00	2,490.00
(12) Chief Librarian	3,670.00	1,678.00	5,348.00	1,614.00	3,734.00
(13) C. O., Fire Brigade	...	...	...	...	...
<b>C.—Other Cash Deposits *</b>	4,30,147.32	11,38,312.69	15,68,460.01	7,72,126.09	7,96,333.92
<b>D.—Cash Deposits from Lessees</b>	...	...	...	...	...
<b>E.—Paper Deposits kept in Office—</b>					
(1) From Contractors, etc.	53,550.00	36,550.00	90,100.00	25,100.00	65,000.00
(2) From Tenderers	2,500.00	4,000.00	6,500.00	6,500.00	...
(3) Donations	56,480.40	...	56,480.40	...	56,480.40
(4) Securities held under objection.	...	...	...	...	...
<b>F.—Paper Deposits from Municipal Employees and Contractors lodged with the Imperial Bank of India</b>	...	...	...	...	...
<b>G.—Paper Deposits from Lessees, etc., lodged with the Imperial Bank of India and Reserve Bank</b>	...	...	...	...	...
<b>H.—Sales Tax</b>	15.86	190.55	206.41	193.22	13.19
<b>I.—Cash Deposit from retired Municipal employees opting for Pension</b>					
<b>Total</b>	<b>19,54,860.09</b>	<b>29,99,618.21</b>	<b>49,54,498.30</b>	<b>26,40,045.27</b>	<b>23,14,453.03</b>

\* Rs. 44,76,165.74 wrongly Credited by bank on 30-3-60

## APPENDIX No. 13.

*Statement showing Interest accrued but not paid in respect of the following Municipal Loans credited to Suspense Account pending adjustment in their respective years of repayment, outstanding on 31st March 1962.*

Year of Adjustment.	Particulars of Loans.	Amount of Interest accrued but not paid outstanding.		Date of Maturity of the Loan.
		Rs.	nP.	
1958-59	... 4½% Rs. 25 Lakhs Internal Loan (1957-58), ...	4,427	00	15th March 1983.
1959-60	... 4½% Rs. 20 Lakhs Internal Loan (1958-59) ...	1,889	00	15th March 1984.
1960-61	... 4% Rs. 25 Lakhs Loan (1959-60) ...	833	33	28th September 1971.
1961-62	... 4½ Rs. 22 Lakhs Loan (1960-1961) ...	35,322	22	15th November 1972.
1961-62	... 4½ Rs. 10 Lakhs Internal Loan (1960-61) ...	3,541	67	15th November 1985.
		46,013	22	



## APPENDIX No. 14.

Statement showing the Amounts of the Receipts and Expenditure respectively credited and debited to the Municipal Fund during the year 1961-62 and the Balance at the credit of the Fund at the close of the year 1961-62 (i.e., 31st March 1962).

	Details.	Total.
	Rs. nP.	Rs. nP.
<b>RECEIPTS—A.—REVENUE ACCOUNT.</b>		
<b>I.—General Tax, Indirect Taxation and Miscellaneous Revenue—</b>		
A.—General Tax	24,93,567.99	
B.—Grants-in-aid in respect of fines for offences against the law	...	
C.—Interest and profit on Investment of Surplus Loans and other balances	1,53,813.83	
D.—Miscellaneous	24,873.66	
E.—Receipts from Budget 'E' being 3% Proportionate Share of Expenditure by Dy. A & C	10,651.50	26,82,906.98
2. Water Works—Water Tax and other Miscellaneous Water Works Revenue	17,13,842.53	17,13,842.53
4. Education—Secondary	1,606.09	1,606.09
5. Public Health Department	9,278.33	9,278.33
6. Medical Relief and Education	8,851.38	8,851.38
7. Street Cleansing and Conservancy, Road Watering and Halalkhore Service—		
A.—Halalkhore Tax	3,27,617.26	
B.—Miscellaneous	9,850.00	3,37,467.26
C.—Veterinary Department	...	...
8. Roads, Drains and Public Lighting—		
A.—Wheel Tax and Government Contribution in lieu of Tolls	61,956.96	
B.—Ground Rent	...	...
C.—Miscellaneous	40,985.22	
D.—Ferry Receipts	4,538.50	1,07,480.68
9. Mechanical	1,235.29	1,235.29
10. Buildings, Land Acquisition and Management—		
A.—Sale proceeds of Surplus Land	...	...
B.—Rent of Buildings	12,971.06	
C.—Ground Rent	1,972.00	
D.—Miscellaneous	22,725.92	37,668.98
F.—Rent of Municipal at Khar etc.	...	...
11.—Fire Brigade—		
A.—Fire Tax	...	...
B.—Other Receipts	...	...
12. Licensing, Removal of Encroachments on Public Streets and Administration of Shops and Establishment Act, 1948 and Theatre Tax—		
A.—Licences for Dangerous and Offensive Trades	1,12,267.37	
B.—Removal of Encroachments on Public Streets, Licences for squatters and Hawkers and fees for removal of encroachments	3,162.26	
C.—Grants-in-aid from Government for the Administration of Shops and Establishment Act, 1948	14,132.05	
D.—Miscellaneous	11,638.66	
E.—Receipts from Theatre Tax	72,980.80	2,14,181.14
F.—Parking fees	...	...
13. Gardens and Open Spaces	171.82	171.82
14. Markets and Slaughter Houses	1,82,398.22	1,82,398.22
15. Contribution from Capital Funds to Revenue on account of Loan Works Staff	2,28,494.89	2,28,494.89
16. Rebate from Government on account of Collection of the Urban Immovable Property Tax in the Suburbs	11,064.02	11,064.02
17. Grants-in-aid from Government	2,47,429.00	2,47,429.00
18. Share from Budget 'A' for Town Duties under Section 123(B)2	9,45,770.00	9,45,770.00
19. Receipts from Govt. on a/c. of U. I. P. Tax	2,92,483.63	2,92,483.63
<b>Total—Revenue Receipts</b>		<b>70,22,330.24</b>

## APPENDIX No. 14—(Contd.)

	Details.	
	Rs. nP.	Rs. nP.
<b>RECEIPTS—B.—CAPITAL ACCOUNT.</b>		
Capital Receipts—		
New Loan 1961-62 ...	55,00,000	
Trust Funds ...		
Contribution from Govt. equal to 1/3rd of the Exp. etc ...	5,00,000	60,00,000
Contribution from Hospital Fund of Budget 'A' ...		
Total—Capital Account Receipts ...		60,00,000
<b>RECEIPTS—C.—SUSPENSE ACCOUNT.</b>		
I.—Sinking and Special Fund Accounts—		
Sinking Fund Accounts ...		
Special Fund account Provident Fund account—	3,18,153.44	3,18,153.44
Hospital Fund Account—		
II.—Paper and Cash Accounts—		
(1) Sinking Funds ...	55.58	
(2) Special Funds ...	2,669.38	
(3) Surplus Funds ...	2,12,660.62	
(4) Loan Funds ...	2,97,927.00	
State Bank of India and Other Local Banks on account of Sundry Deposits ...	1,07,30,309.73	1,12,43,622.31
III.—Suspense Accounts—		
Deposit Account ...	29,99,618.21	
Advances for demolition of unauthorised structures and for removal of unsafe buildings in the suburbs ...		
Advances for improvement of Private street ...		
Advances for purchase of Petrol ...		
Advances for Departmental Works ...	4,58,914.82	
Advances for Private Works ...	20,111.31	
T. P. Schemes ...		
Advances Sundries Miscellaneous Advances ...	11,26,509.93	
Advances cost of Revision of Grades ...		
Advances Municipal Contractors ...	1,255.21	
Advances and Suspense Account Sundries, Miscellaneous ...		
Advances loss or gain due to conversion to Decimal coinage ...		
Advances—Municipal Officers—		
(a) Dishonoured Cheques ...	1,07,674.03	
(b) Standing Advances for Contingent Expenses ...		
(c) Motor Cars and Motor Cycles to Officers ...	1,060.00	
(d) Cycle advances to Subordinates ...		
Provident Fund Receivable (Suburbs) ...	4,19,010.04	
Interest Receivable A/c ...		
Greater Bombay Suburbs Municipal Corporation Loan Interest Warrants Payable Account ...	1,82,459.99	
Interest accrued but not paid ...	38,863.89	
Cash Bills Outstanding Account ...	5,379.64	
Cheques Payable ...	2,45,00,07.52	
Plant and Machinery to be purchased out of S C. B. ...	4,800.00	
Wages Deposit A/c ...	2,08,245.72	3,00,74,010.31
Advances out of Surplus Cash Balance for financing the expenditure on Capital Works Loan Funds ...		
Total,—Suspense Account Receipts—I, II, III ...		4,16,35,786.06
<b>EXPENDITURE—A.—REVENUE ACCOUNT.</b>		
I.—General Supervision, Collection of Revenue, etc.—		
A.—General Superintendence—		
(a) Corporation and Standing Committee ...	16,770.00	
(b) Chief Auditor's Establishment ...	18,750.44	
(c) Municipal Commissioner's Office ...	43,070.38	
(d) Audit and Accounts ...	1,12,170.75	
(e) Public Relations Department ...	961.02	
B.—Collection of Revenue—(a) Property and Wheel Tax Establishment ...	1,88,867.00	
C.—Upkeep of Municipal Central and Ward Offices ...	6,456.51	
D.—Miscellaneous Charges ...	8,610.11	
E.—Election expenses ...	71,699.58	
F.—Provident Fund, Pension etc. ...	20,039.92	
G.—Debt Charges ...	1,461.04	
Carried forward ...		4,88,856.75

## APPENDIX No. 14—(Contd.).

	Details.	Total.
	Rs. nP.	Rs. nP.
Brought Over ...		4,88,856.75
<b>EXPENDITURE—A.—REVENUE ACCOUNT—(Contd.)</b>		
<b>II.—Water Works—</b>		
A.—Maintenance ...	8,95,313.07	
B.—Debt Charges ...	4,98,689.76	
C.—Provident Fund Pensions Gratuities, etc. ...	8,673.25	
D.—Proportionate Cost of Collection of water Tax etc. ...	93,306.00	14,95,982.08
<b>IV.—Education—Secondary—</b>		
A.—Municipal Free Reading Rooms etc. ...	11,136.73	
B.—Grant-in-aid to Public Institutes ...	203.00	
C.—Provident Fund, Pension etc. ...	444.38	11,781.11
<b>V.—Public Health Department—</b>		
A.—General Superintendence ...	3,40,338.12	
B.—Provident Fund, Pension, etc. ...	3,894.89	
C.—Supply of Milk & Snacks etc. ...	...	
D.—Census ...	15,849.75	
E.—Debt Charges ...	8,176.50	3,68,259.26
<b>VI.—Medical Relief and Education—</b>		
A.—Hospitals & Maternity Homes.		
(a) Hospitals ...	1,51,324.92	
(b) Maternity Homes ...	1,27,542.59	
B.—Dispensaries ...	1,36,807.46	
C.—Medical and Nursing Assistance to poor people in their houses... ..	...	
D.—Family Planning Clinics ...	938.41	
E.—Clinics for treatment of leprosy cases ...	1,000.00	
F.—Provident Fund etc. ...	7,658.18	
G.—Grant-in-Aid to Public Institutions ...	500.00	
H.—Debt Charges ...	41,621.76	4,67,393.32
<b>VII.—Street Cleansing and Conservancy, Road Watering and Halalkhore Service—</b>		
A.—Street Cleansing and Conservancy ...	77,964.61	
B.—Collection Loading removal and disposal of T. R. etc. ...	7,92,908.15	
C.—Halalkhore Service ...	7,88,696.21	
D.—Upkeep of Motor Vehicles ...	...	
E.—Provident Fund, etc. ...	32,993.81	
F.—Debt Charges ...	1,21,906.36	18,14,469.14
<b>VIII.—Roads, S. W. Drains and Public Lighting—</b>		
A.—General ...	33,798.24	
B.—Maintenance of Roads ...	5,37,075.87	
C.—Public Lighting ...	1,84,708.06	
D.—Debt Charges ...	1,20,113.15	
E.—Provident Fund, etc. ...	8,556.65	
F.—Proportionate Cost of Collection of Wheel Tax etc. ...	15,549.00	8,99,800.97
<b>IX.—Mechanical—</b>		
A.—A.E.T. (s)'s Estt. ...	818.95	
B.—Maintenance of Electric Installation ...	4,633.05	
C.—Provident Fund Pension etc. ...	...	5,452.00
<b>X.—Buildings, Land Acquisition and Management—</b>		
A.—Asstt. Engineer (Subs)'s Office Establishment ...	1,16,241.97	
B.—Inspection and Supervision of Private Buildings ...	2,189.64	
C.—Lump sum Provision etc. ...	...	
D.—Provident Fund, etc. ...	...	
E.—Debt Charges ...	22,135.61	1,40,567.22
<b>XI.—Fire Brigade</b>		
A.—Maintenance ...	6,213.38	
B.—Debt Charges ...	7,046.02	13,259.40
<b>XII.—Licensing and Removal of Encroachment on Public Streets Administration of Shops and Establishment Act, 1948 Administration of Theatre Tax and Parking Grounds—</b>		
A.—Licensing Establishment ...	28,634.89	
B.—Removal of Encroachments on Public Streets ...	6,011.14	
C.—Administration of Shops and Establishment Act, 1948 ...	37,633.39	
D.—Administration of Theatre Tax ...	46.07	
E.—Provident Fund, etc. ...	4,035.00	76,360.49
<b>XIII.—Gardens and Open Spaces—</b>		
A.—Maintenance ...	11,639.23	
B.—Provident Fund, etc. ...	...	
C.—Debt Charges ...	4,917.08	16,556.31
<b>XIV.—Markets and Slaughter Houses—</b>		
A.—Markets and Slaughter Houses ...	80,559.96	
B.—Debt. charges ...	24,280.41	
C.—Provident Fund, etc. ...	2,663.73	1,07,504.10
Carried forward ...		59,06,242.15

## APPENDIX No. 14—(Contd.).

	Details.		Total.	
	Rs.	nP.	Rs.	nP.
Brought over			59,06,242.15	
<b>EXPENDITURE—A.—REVENUE ACCOUNT—(Contd.)</b>				
XV.—Contribution to (1) Education Fund under Section 126(c) of the Bombay Municipal Corporation Act	7,83,924.00			
(2) Special Contribution to Budget 'E' subject to proposed Amendment to Section 126C(c) of the B.M.C. Act				7,83,924.00
XVI.—Miscellaneous—				
A.—Provident Fund, Pensions, Gratuities and Compassionate (a)—Provident Fund	1,11,100.00			
C.—Grants-in-Aid to Pl. Institution				
D.—Village Amenities	6,473.44			
Municipal Debt Interest				1,17,573.44
Total—Expenditure—A.—Revenue Account			68,07,739.59	
<b>EXPENDITURE—B.—CAPITAL ACCOUNT.</b>				
I.—General Supervision Collection of Revenue, etc.				
II.—Water Works	22,07,565.48			
III.—Education—Primary				
IV.—Education—Secondary				
V.—Public Health Department				
VI.—Medical Relief and Education	12,880.67			
VII.—Street Cleansing and Conservancy	7,92,106.41			
VIII.—Roads, Drains and Public Lighting	8,62,456.39			
X.—Buildings, Land Acquisition and Management	3,65,500.77			
XI.—Fire Brigade				
XIII.—Gardens and Open Spaces	4,48,249.84			
XIV.—Markets and Slaughter Houses	25,524.47			
XV.—Village Amenities	95,380.64			
Advances for purchase of Plant and Machinery	Cr. 11,808.52			
Discount and other charges				
Assets written off				
Trust Fund Expenditure				
Total—Capital Account Expenditure			47,97,856.15	
<b>EXPENDITURE—C.—SUSPENSE ACCOUNT.</b>				
I.—Sinking and Special Fund Accounts—				
Sinking and Special Fund Accounts	2,992.35		2,992.35	
Loan Redemption Fund				
II.—Paper and Cash Accounts—				
(1) Sinking Funds	3,15,216.67		3,15,216.67	
(2) Special Funds	2,669.38		2,669.38	
(3) Surplus Funds	2,06,275.21		2,06,275.21	
(4) Loan Funds	70.85		70.85	
State Bank of India and Other Local Banks on account of Sundry Deposits	1,35,00,240.64		1,35,00,240.64	
Carried forward	1,40,27,465.10		1,40,27,465.10	



## APPENDIX No. 15

*Comparison of Face, Purchase and Market Values at 31st March 1962 of the different Securities held in Sinking Fund.*

Particulars of Securities.	Face Value.	Purchase Rate Per Cent.	Book Value.	Market Rates, Per Cent.	Value at Market Rate (Municipal Debentures being valued at Par.)
	Rs.	Rs. nP.	Rs.	Rs. nP.	Rs.
4½ per cent. Municipal Debentures 1958 ...	1,00,000	@ Par	1,00,000	@ Par	1,00,000
4½ per cent. Municipal Debentures 1960 ...	6,07,300	do.	6,07,300	do.	6,07,300
Total ...	7,07,300		7,07,300		7,07,300

## APPENDIX No. 15A

*Comparison of Face, Purchase and Market Values at 31st March 1962 of different Securities held in the following Special Funds.*

Name of Fund.	Particulars of Securities.	Face Value.	Purchase Rate Per Cent.	Actual Cost at Purchase Rate.	Market Rate Per Cent.	Value at Market Rate.
		Rs. nP.		Rs. nP.	Rs. nP.	Rs. nP.
Hospital Fund.	3 per cent. Conversion Loan 1946 ...	94,500.00	Par.	94,500.00	70.80	66,906.00
	Total Rs. ...	94,500.00		94,500.00		66,906.00

APPENDIX No. 16.

INCOME OF THE BOMBAY MUNICIPAL CORPORATION BUDGET 'F' FROM THE YEAR 1957-58 TO THE CLOSE OF THE FINANCIAL YEAR 1961-62.

Years.	TAXATION PROPER.						SERVICES RENDERED.			MISCELLANEOUS		Total Income.	Year.	Population by Census.	Incidence of Taxation per head of population.
	Gross Valuation.	General Tax.	Wheel Tax and Tolls.	Licences for Trades, land, Conveyances Misc. etc.	Town Duty.	Fire Tax.	Total Taxation Proper.	Halalkhore Tax.	Water Tax.	Total Services rendered.	Return from Property and Miscellaneous				
	Rs.	Rs.	Rs.	Rs.	Rs.	Rs.	Rs.	Rs.	Rs.	Rs.	Rs.	Rs.			
1957-58	1,52,59,617	13,77,561	16,324	35,438	4,40,110	...	18,69,433	1,83,452	42,473	2,25,925	6,32,827	27,28,185	1957-58	1,59,617	12.75
1958-59	1,75,14,244	15,23,014	38,816	90,011	4,34,266	...	20,86,107	2,50,125	2,91,216	5,41,341	4,34,807	30,62,255	1958-59	1,59,617	14.60
1959-60	1,99,57,493	18,68,960	56,409	1,22,270	4,35,202	...	24,82,841	2,94,310	3,86,300	6,80,610	15,80,622	47,44,073	1959-60	1,59,617	17.30
1960-61	2,29,75,523	23,66,478	99,641	1,40,913	8,11,092	...	34,18,124	3,59,088	10,13,507	13,72,595	10,46,632	58,37,351	1960-61	3,43,708	14.16
1961-62	2,46,94,398	24,93,568	57,993	2,14,181	9,45,770	...	37,11,512	3,27,617	15,27,718	18,55,335	14,55,483	70,22,330	1961-62	3,43,538	16.49

APPENDIX No. 17.

EXPENDITURE OF THE BOMBAY MUNICIPAL CORPORATION BUDGET 'F' FROM THE YEAR 1957-58 TO THE CLOSE OF THE FINANCIAL YEAR 1961-62.

Year.	General Superintendence.	Assessment and Collection.	Fire Birgade.	Public Works (Engineering) Department.	Public Health Department.	Pensions Gratuity and Provident Fund.	Education Primary and Secondary.	Medical Relief.	Debt.	Public Gardens.	Dearness Allowance.	Epidemics including disinfection Charges.	Miscellaneous	Total.	Years.
	Rs.	Rs.	Rs.	Rs.	Rs.	Rs.	Rs.	Rs.	Rs.	Rs.	Rs.	Rs.	Rs.	Rs.	
1957-58	63,440	52,249	...	3,37,714	3,13,994	54,933	2,04,208	50,873	...	7,127	5,28,904	...	75,703	16,89,145	1957-58
1958-59	1,06,408	1,60,390	487	6,47,765	4,66,613	70,721	4,21,515	1,08,112	1,72,649	10,311	5,95,281	19,210	72,349	28,51,811	1958-59
1959-60	1,44,409	1,21,660	1,959	8,45,855	8,80,010	74,397	5,28,908	2,29,824	3,94,185	31,407	...	39,976	93,431	33,86,021	1959-60
1960-61	1,67,507	1,29,374	5,305	16,06,585	13,42,172	79,336	7,43,108	3,10,667	5,37,079	17,431	...	48,472	1,62,359	51,49,395	1960-61
1961-62	1,91,723	1,88,867	6,214	18,83,634	19,71,263	2,00,060	7,95,261	4,18,113	8,50,348	11,639	...	44,493	2,46,125	68,07,740	1961-62

\* D. A. Included under establishment Charges as per S.C.R. No. 1870 of 7-11-58 & C. R. No. 1714 of 9-3-59

## APPENDIX No. 18.

*Contrasted statement of total income and total expenditure of the Municipal Corporation of Greater Bombay—(Extended Suburbs).*

Year.	Income.	Expenditure.	Difference.	
			Surplus.	Deficit.
	Rs.	Rs.	Rs.	Rs.
1957 ... (from 1-2-57 to 31-3-57)	3,52,962	3,05,511	47,451	..
1957-58	27,28,185	16,89,145	10,39,040	...
1958-59 ...	30,62,255	28,51,811	2,10,444	...
1959-60 ...	47,44,073	33,86,021	13,58,052	...
1960-61 ...	58,37,351	51,49,395	6,87,956	...
1961-62 ...	70,22,330	68,07,740	2,14,590	...



## Assessment and Collection Department (Suburbs)

Shri H. S. Sayed was in charge of the Department from 1st April 1961 to 23rd April 1961 and Shri P. R. Bhatkhande took charge as Dy. Assessor and Collector (Suburbs and Extended Suburbs) from 24th April 1961 to 31st March 1962 when Shri H. S. Sayed proceeded on leave preparatory to retirement.

**Rates and Taxes.**—The rates of taxes during the year under report were:—

**General Tax.**—General Tax was levied at 19½ per cent. (which includes ¾ per cent. Fire Tax).

**Halalkhor Tax.**—Halalkhor Tax was levied at 3½ per cent. of the rateable value.

**Education Cess.**—Education Cess was levied as follows:—

Rateable Value.	Rate.	
Rs. 1 to Rs. 74	...	Nil.
Rs. 75 to Rs. 299	...	1 per cent. of the rateable value.
Rs. 300 and above	...	1½ per cent. of the rateable value.

} On buildings and lands owned by the same person in the same locality the cess was levied at the rate applicable to the aggregate rateable value of such buildings and lands.

**Water by Meter.**—The rate for water supplied by meter measurement varied from Rs. 1.65 to Rs. 5.50 per 10,000 litres.

**Properties.**—The total number of properties on the 31st March 1962 was 50,346 as shown in Statement 'A'. Out of these properties 49,176 were assessed to General Tax; 1,170 were exempted from it under Section 143(1)(a) and 143(1)(b) of the Bombay Municipal Corporation Act. There were 2,225; 1,745 and 768 properties newly assessed, enlarged and demolished, respectively during the year. The corresponding figures for the year 1960-61 were 2,753; 2,450 and 575. The number of single room tenements, double room tenements and flats or blocks in the Suburbs on the 31st March 1962 was 1,22,609; 63,121 and 38,937, respectively.

**Rateable Values.**—The rateable value of all the properties in the Suburbs on the 31st March 1962 was 8,18,09,237 as against Rs. 7,53,33,939 on the 31st March 1961. It worked out to Rs. 78.96 (population 10,36,104) per head of population as against Rs. 147.64 (population 5,10,250) in the preceding year. In 728 cases the rateable value was increased by more than Rs. 2,000 each.

**Bills.**—The total number of bills issued during the year under report were as shown below:—

Nature of Tax.	No. of bills issued for previous years.	No. of bills issued for current year.	Total.
(i) Property Tax (excluding water by meter)	6,553	1,09,013	1,15,566
(ii) Water charges by meter measurement	8,980	16,781	25,761
(iii) Meter Hire	23	8,534	8,557
<b>Total</b>	<b>15,556</b>	<b>1,34,328</b>	<b>1,49,884</b>

*Total demand, collection and outstandings for previous years and for the year 1961-62.*

(Amounts above 50 Naye Paise are taken as full rupee and those 50 Naye Paise and below omitted).

Years.	Particulars.	Outstandings on 1-4-1961.	Amount of bills issued in 1961-62.	Gross Demand.	Amount of bills recalled and cancelled.	Net Demand.	Collection in 1961-62.	Outstandings on 31-3-1962.	Percentage of outstanding to net demand.
		Rs.	Rs.	Rs.	Rs.	Rs.	Rs.	Rs.	
Previous years.	Property taxes (including water charges)	2,26,03,972	48,57,560	2,74,61,532	43,33,098	2,31,28,434	1,02,39,193	1,28,89,241	55.70
1961-62	Do.	...	3,06,08,993	3,06,08,993	42,84,861	2,63,24,132	1,56,96,089	1,06,28,043	40.37
	<b>Total</b>	<b>2,26,03,972</b>	<b>3,54,66,553</b>	<b>5,80,70,525</b>	<b>86,17,959</b>	<b>4,94,52,566</b>	<b>2,59,35,282</b>	<b>2,35,17,284</b>	<b>47.56</b>

The percentage of recovery to the total net demand during the year was 52.44.

**Note.**—Out of the total net demand of Rs. 4,94,52,566 a sum of Rs. 1,11,91,180 was not effective demand on account of complaints and appeals against rateable values and other valid disputes. The effective demand therefore, was Rs. 3,82,61,386 and the percentage of recovery as against this effective demand was 67.78. The percentage of outstanding to the effective demand will, therefore, be 32.22.

Particulars of Outstandings.	Amount outstanding on 31-3-62		REMARKS
	Effective Demand	Provisional Demand.	
	Rs.	Rs.	
(1) (a) Government property taxes and water charges	3,72,342.59		Payment was not received before the 31st March 1962.
(b) Amount due by the Dy. Custodian of Evacuee Property	1,86,480.09		Dy. Custodian of Evacuee Property pays as and when funds permit.
(2) Western Railway	2,30,712.46		Payment was not made before the 31st March 1962.
(3) Central Railway	12,638.56		Do. do.
(4) Bombay Port Trust—			
(a) Contribution without bills	...	...	
(b) Water Charges	64,951.00		Dispute regarding rate pending.
(5) Court Receiver, Official Assignee, etc.	4,65,788.45		Payments are made as and when funds are available.
(6) Bombay Municipal Corporation (Other Departments)	1,42,765.60		The amount awaits adjustment.
(7) (a) Properties attached	5,89,512.73		
(b) Properties proposed to be attached	37,23,339.51		
(8) Suits filed,	1,24,539.46		
(9) Appeals against rateable values	...	4,24,752.92	Payments will be received after the disposal of appeals or complaints as the case may be.
(10) Complaints against rateable values	...	32,55,061.64	
(11) Amounts involved in respect of properties occupied on flatownership basis.	4,77,586.55		There are legal difficulties involved in effecting recovery from the flat-owners and the question of amending the B. M. C. Act suitably is under consideration.
(12) Instalments allowed by Municipal Commissioner or Deputy Municipal Commissioner.	11,733.38		
(13) Disputes regarding property taxes and water charges	...	13,49,816.20	The matter is under correspondence.
(14) Bills issued at the fag end of the year	...	61,61,549.56	Amended bills amounting to Rs. 61,61,549.56 were issued at the fag end of the year due to revision of assessment in the rateable values of properties on account of improvements, additions and alterations and completion of new constructions effected late in the year.
(15) Amounts outstanding against textile Mills	6,14,312.32		The amount awaits adjustment.
	70,16,702.70		
(16) Other ratepayers	53,09,400.98		
Total	1,23,26,103.68	1,11,91,180.32	
Grand Total	2,35,17,284.00		

It will be seen from the above that out of the total outstandings of Rs. 2,35,17,284 a sum of Rs. 1,82,07,883 was beyond the control of the department for effecting recovery before 31 March 1962.

**Meter Hire.**—Receipts from Meter Hire amounted to Rs. 1,90,534 as against Rs. 1,72,034 in 1960-61. Rs. 1,48,160 remained to be collected at the end of the year.

**Exemption.**—The amount of exemption allowed in respect of General Tax on properties entitled to such exemption under Section 143(1)(a) and (1)(b) was Rs. 8,67,180.

#### Refund.

Year.	No. of claims received.	No. of claims registered.	No. of claims admitted.	No. of claims rejected.	AMOUNT.		
					Vacancy	Over-collection.	Total.
					Rs.	Rs.	Rs.
(1) On account of vacancy ... 1961-62	3,695	3,464	3,185	659	1,16,277	...	1,16,277
(2) On account of Over collection ... 1961-62	...	...	670	...	...	68,669	68,669

**Drawback.**—18 claims for drawback were received during the year and all these claims were rejected as none of them fulfilled the conditions prescribed in that respect.

**Complaints and Appeals against Rateable Values.**—4,092 complaints were registered during the year under report out of which 2,798 complaints were registered under Section 167 of the Act and 1,294 were registered under Section 162 of the Act.

There were 24 appeals against rateable values under Section 217 of the Municipal Act. Out of which 2 were withdrawn, 4 were settled and the remaining 18 were pending decision on 31st March 1962.

**Suits.**—No Suits were actually filed against the ratepayers for recovery of taxes during the year 1961-62 and in 2 cases Standing Committee's sanction was obtained to file a suit, during the year under report.

**Miscellaneous Receipts.**—Miscellaneous receipts realized from notices of demand, Distress Warrants Bataki fees, Inspection fees and other Items amounted to Rs. 67,254.

**Notices of Demand.**—Issued 43,571. Served 40,203.

**Distress Warrants.**—Issued 21,555. Executed 1,580.

**Education Cess.**—The net demand for Education Cess was Rs. 19,15,961 and the amount collected was Rs. 9,93,143.

**Urban Immoveable Property Tax.**—The rates of taxation during the year 1961-62 were as follows:—

Item No.	Rateable Value.	Rate.	Remarks.
(i)	Rs. 1 to Rs. 499	... Nil.	} On the rateable value of all buildings and lands falling in the areas excluding those mentioned under Item Nos. (ii) below.
	Rs. 500 to Rs. 2,000	... 2½ per cent. of rateable value.	
	Rs. 2,001 and above	... 5 per cent. of the rateable value.	
(ii)	Rs. 1 to Rs. 499	... Nil.	} On the rateable value of all the buildings and lands in the villages specified in List I of Schedule FF appended to the B. M. C. Act.
	Rs. 500 to Rs. 2,000	... 1½ per cent. of the rateable value.	
	Rs. 2,001 and above	... 3 per cent. of the rateable value.	
(iii)	Rs. 1 to Rs. 499	... Nil.	} On the rateable value of all the buildings and lands in the villages specified in List II of Schedule FF appended to the B. M. C. Act.
	Rs. 500 to Rs. 2,000	... 1 per cent. of the rateable value.	
	Rs. 2,001 and above	... 2 per cent. of the rateable value.	

The properties owned by the same person and falling in the same locality were grouped together for the levy of this tax.

The net demand in respect of this tax was Rs. 56,26,060 (including the arrears of Rs. 26,68,814 as on 1st April 1961) and the amount collected was Rs. 27,74,816. The percentage of recovery of Urban Immoveable Property Tax works out to Rs. 49.32.

**Theatre Tax.**—The work of the Theatre Tax was transferred to this Department from 1st October 1960.

The rates of Theatre Tax for the year 1961-62 were as under:—

Type of Entertainment.	Rate of Tax.	Rate of tax if payment for a whole month is made within the first five days of the month.
(1) Class I Cinema Theatre	... Rs. 10 per show	... Rs. 9.40 per show.
(2) Class II Cinema Theatre	... Rs. 7 per show	... Rs. 6.60 per show.
(3) Drama, Concert, Variety Entertainment or Tamasha.	Rs. 7 per show	... Rs. 6.60 per show.
(4) Circus, Carnival or Fete	... Rs. 10 per day	... Rs. 9.40 per day.
(5) Any other entertainment	... Rs. 7 per show or if there are no separate shows Rs. 7 per day.	Rs. 6.60 per show or if there are no separate shows ... Rs. 6.60 per day.

There were in all 14 Class II Cinema Theatres in Suburbs and one more Class II Cinema Theatre was started from December 1961 at Chembur, Bombay. The tax was generally received regularly. Theatre Tax was also recovered in respect of the various dramatic performances, dances, variety entertainments, etc., held at various halls, theatres and other places in the Suburbs, wherever admission was on payment of charges.

The exemption from payment of Theatre Tax was granted to such cinema shows, performances, etc., as were held in aid of bonafide charities or directed towards advancement of cultural or educational activities and exempted from payment of Entertainment Duty leviable under Bombay Entertainment Duty Act, 1923, by the Commissioner of Police. The total income derived by way of Theatre Tax during the period from 1st April 1961 to 31st March 1962 was Rs. 1,34,006.60.

**General Remarks.**—The area of the Suburban H to N Wards is extensive over 66 sq. miles.

There was no occasion during the year on which the provisions of the Bombay Municipal Servants' Act had to be brought into effect.

B. H. PRABHAVALKAR,  
Ag. Dy. Assessor and Collector (Suburbs).

## STATEMENT 'A.'

Classification of properties according to user :—

Serial No.	Particulars.	Total.	Approx. rateable value (in lacs of rupees)
1	Buildings for residential purposes	... 41,257	528.67
2	Buildings for business purposes	... 1,733	70.99
3	Mills (Textile)	... 63	15.22
4	Factories	... 588	82.99
5	Petrol pumps and service station	... 130	11.17
6	Stables	... 740	10.79
7	Garages (separately assessed)	... 961	6.00
8	Godowns	... 286	6.43
9	Religious properties (Temples, Mosques, etc.)	... 313	4.50
10	Charitable properties (Dharmashalas, etc.)	... 78	1.97
11	Educational Institutions	... 265	14.17
12	Gymnasiums, play-grounds, etc.	... 26	.80
13	Cinema Theatres and studios, etc.	... 49	7.80
14	Markets	... 31	1.64
15	Quarries	... 79	2.31
16	Salt Pans	... 31	3.70
17	Hospitals and Asylums	... 52	4.24
18	Lands	... 2,929	15.40
19	Properties and lands belonging to Government and Railways	... 735	29.30
Grand total		... 50,346	818.09

## STATEMENT "B"

Rateable value with the gross demand of the Property Taxes. (In lacs of Rupees).

Ward and year.	Rateable value.	General Tax.		Halalkhore Tax.		Water charges by meter measurement.		Total demand.
		Rate.	Demand.	Rate.	Demand.	Rate.	Demand.	
H to N Wards 1957-58.	524.24	17½ per cent. and 14 per cent. on villages Specified in List I of Bombay Act XXX of 1951 and on properties occupied for industrial purposes in the areas specified in List II of the Act and 10 per cent. on properties falling in List II of the said Act.	89.68	3 per cent.	9.78	Rs. 0.75 to Rs. 2.40 per 1,000 gallons.	46.61	146.07
H to N Wards 1958-59.	587.99	17½ per cent. and 16 per cent. in respect of properties, the Rateable Values of which exceed Rs. 75 in 12 villages specified in List I appended to paragraph 17A of Schedule FF of the B. M. C. Act and on properties occupied for industrial purposes in the areas specified in List II of the Act; 14 per cent. on the properties, the Rateable Values of which do not exceed Rs. 75 in the villages specified in List I appended to the Act. and 12 per cent. on properties excluding the properties occupied for industrial purposes falling in List II of the said Act.	100.39	3½ per cent.	13.00	Rs. 0.75 to Rs. 2.40 per 1,000 gallons.	52.59	165.98
H to N Wards 1959-60.	649.58	19½ per cent. and 16 per cent. in respect of properties, the Rateable Values of which exceed Rs. 75 in 12 villages specified in List I appended to paragraph 17A of Schedule FF of the B. M. C. Act and on properties occupied for industrial purposes in the areas specified in List II of the Act; 14 per cent. on the properties, the Rateable Value of which do not exceed Rs. 75 in the villages specified in List I appended to the Act. and 12 per cent. on properties excluding the properties occupied for industrial purposes falling in List II of the said Act.	133.44	3½ per cent.	16.34	Rs. 0.75 to Rs. 2.50 per 1,000 gallons.	63.56	213.34
H to N Wards 1960-61.	753.33	19½ per cent. in respect of all the properties.	157.57	3½ per cent.	21.91	Rs. 0.75 to Rs. 2.50 per 1,000 gallons and Rs. 1.65 to Rs. 5.50 per 10,000 litres.	61.14	240.62
H to N Wards 1961-62.	818.09	19½ per cent. in respect of all the properties.	179.95	3½ per cent.	24.80	Rs. 1.65 to Rs. 5.50 per 10,000 litres.	68.97	273.72

## STATEMENT 'C.'

Statement showing the classification of properties assessed to taxes according to their rateable value (1961-62) in the Suburban H to N Wards.

Particulars.		Rs.		No. of properties.		
R. V. upto Rs. 200					12,507	
Rateable value between		...	201	and	300	5,970
Do.	Do.	...	301	and	400	4,745
Do.	Do.	...	401	and	500	3,953
Do.	Do.	...	501	and	750	5,065
Do.	Do.	...	751	and	1,000	4,190
Do.	Do.	...	1,001	and	1,500	4,143
Do.	Do.	...	1,501	and	2,000	3,193
Do.	Do.	...	2,001	and	5,000	4,307
Do.	Do.	...	5,001	and	10,000	1,472
Do.	Do.	...	10,001	and	20,000	554
Do.	Do.	...	20,001	and	30,000	137
Do.	Do.	...	30,001	and	40,000	49
Do.	Do.	...	40,001	and	50,000	23
Do.	Do.	...	50,001	and	1,00,000	21
Do.	Do.	...	1,00,001	and	1,50,000	9
Do.	Do.	...	1,50,001	and	2,00,000	3
Do.	Do.	...	2,00,001	and	2,50,000	...
Do.	Do.	...	2,50,001	and	3,00,000	2
Do.	Do.	...	3,00,001	and	3,50,000	1
Rateable value over Rs. 3,50,000						2
					50,346	

# ASSESSMENT AND COLLECTION DEPARTMENT

## (EXTENDED SUBURBS)

Shri H. S. Sayed was in charge of the Department from 1st April 1961 to 23rd April 1961 and Shri P. R. Bhatkhande took charge as Dy. A. and C. (Subs. and Extd. Subs.) from 24th April 1961 to 31st March 1962 when Shri H. S. Sayed proceeded on leave preparatory to retirement.

**Rates and Taxes.**—The rates of taxes during the year under report were :—

**General Tax.**—14 1/2 per cent. in the areas of the defunct Municipalities of Malad and Kandivli, 17 per cent. in the areas of the defunct Municipality of Borivli, 19 1/2 per cent. in the areas of the defunct Municipality of Mulund; 12 per cent. in the areas of the defunct village Panchayat of Goregaon; 10 per cent. in the area of the defunct Village Panchayat of Dahisar.; 16 per cent. in respect of properties in the Villages, occupied for industrial purposes and 8 per cent. in respect of other properties in the villages. The properties, the rateable values of which did not exceed Rs. 75 in a year were exempted.

**Halalkhor Tax.**—Halalkhore tax was levied at 3 1/2 per cent. of the rateable value.

**Education Cess.**—Education Cess was levied as follows :—

Rateable value.	Rate.
Re. 1 to Rs. 74	... Exempt.
Rs. 75 to Rs. 299	... 1 per cent. of the rateable value.
Rs. 300 and above	... 1 1/2 per cent. of the rateable value.

On buildings and lands owned by the same person in the same locality the Cess was levied at the rate applicable to the aggregate rateable value of such buildings or lands.

**Water By Meter.**—The rate for water supplied by meter measurement varied from Rs. 1.65 to 5.50 per 10,000 litres.

**Properties.**—The total number of properties on the 31st March 1962 was 24,170 as shown in statement 'A'. There were 1503, 1048 and 431 properties newly assessed, enlarged and demolished respectively during the year. The number of single-room tenements, double-room tenements and flats or blocks in the areas of the Extended Suburbs on 31st March 1962, was 34, 267; 34,827 and 5,809, respectively.

**Rateable Value.**—The rateable value of all the properties in the Extended Suburbs on 31st March 1962 was Rs. 2,46,94,398 as against Rs. 2,29,78,543 on 31st March, 1961. It worked out to Rs. 71.84 (population of 3,43,708) per head of population as against 207.89 in the preceding year (population 1,10,533). In 321 cases the rateable value was increased by more than Rs. 2,000 per property.

**Bills.**—The total number of bills issued during the year under report were as shown below :—

Nature of tax.	No. of bills issued for previous years	No. of bills issued for current year.	Total.
(i) Property tax (excluding water by meter)	4,686	53,449	58,135
(ii) water charges by meter measurement	2,388	1,011	3,399
(iii) Meter Hire	30	25	55
(iv) Total	7,104	54,485	61,589

*Total demand, collection and outstandings for previous years and for the year 1961-62.*

(Amounts above 50 Naye Paise are taken as full rupees and those 50 Naye Paise and below omitted).

Year.	Particulars.	Outstandings on 1-4-1961.	Amounts of bills issued in 1961-62.	Gross demand.	Amount of bills recal'd and cancelled.	Net demand.	Collection during 1961-62.	Outstanding on 31-3-1962	Percentage of outstanding to not demand.
(1)	(2)	(3)	(4)	(5)	(6)	(7)	(8)	(9)	(10)
		Rs.	Rs.	Rs.	Rs.	Rs.	Rs.	Rs.	
1. Previous years	Property taxes (including water charges)	68,76,567	11,31,108	80,07,675	15,29,544	64,78,131	21,45,830	43,32,301	66.88
2. 1961-62	Do.	...	69,07,574	69,07,574	10,78,174	58,29,400	27,73,600	30,55,800	52.42
	Total	63,76,567	80,38,682	1,49,15,249	26,07,718	1,23,07,531	49,19,430	73,88,101	60.30

The percentage of recovery to the total net demand during the year was 39.97.

*Note.*—Out of the total net demand of Rs. 1,23,07,531 a sum of Rs. 29,88,543 was not effective demand on account of complaints and appeals against rateable values and other valid disputes. The effective demand, therefore, was Rs. 93,18,988 and the percentage of recovery as against this demand was 52.79. The percentage of outstanding to the effective demand will, therefore, be 47.21.

Particulars of outstanding as on 31st March 1962 :—

	Effective demand.	Provisional demand.
(1) (a) Govt. property taxes and water charges	4,27,591	
(b) Amount due by the Dy. Custodian of Evacuee Property	2,424	
(2) Western Railway	16,589	
(3) Central Railway		
(4) Court Receiver, Official Assignee, etc.	1,64,215	
(5) Bombay Municipal Corporation Other Departments	83,364	
(6) (a) Properties attached	76,878	
(b) Properties proposed to be attached	3,97,651	
(7) Suits filed	4,79,739	
(8) Appeals against rateable values		3,36,624
(9) Complaints against rateable value		9,04,866
(10) Amounts involved in respect of properties occupied on flat-ownership basis	6,570	
(11) Instalments allowed by Municipal Commissioner or Dy. Municipal Commissioner	1,203	
(12) Disputes regarding water charges, property taxes, etc.		6,28,650
(13) Bills issued at the fag end of the year		11,18,403
(14) Amount of taxes, the levy of which is declared illegal	3,41,506	
(15) Other ratepayers	24,51,828	
Total	43,99,558	29,88,543
Grand total		73,88,101

As regards (1) (a) payment was not received before 31st March 1962.

As regards (1) (b) the Dy. Custodian of Evacuee property pays as and when funds permit.

As regards (2) and (3) payment was not made before the 31st March 1962.

As regards (4) payments are made as and when funds are available.

As regards (5) the amount awaits adjustments.

As regards (8) and (9) payments will be received after the disposal of appeals or complaints as the case may be.

As regards (10) there are legal difficulties involved in effecting recovery from the flat owners and the question of amending the B. M. C. Act suitably is under consideration.

As regards (12) the matter is under correspondence.

As regards (13) bills amounting to Rs. 11,18,403 were issued at the fag end of the year under report due to revision of assessment in the rateable values of properties on account of improvements, additions and completion of new constructions effected late in the year.

It will be seen from the above that out of the total outstandings of Rs. 73,88,101 a sum of Rs. 49,36,273 was beyond the control of the Department for effecting recovery before 31-3-1962.

**Meter Hire.**—Receipts from meter hire amounted to Rs. 3,752. Amount of Rs. 3,648 remained to be collected at the end of the year in respect thereof.

**Exemption.**—The amount of full exemption allowed in respect of General Tax on properties entitled to such exemption under Section 143(1a) and (1b) was Rs. 65,727.

#### Refund.

Year	No. of claims received.	No. of claims registered.	No. of claims admitted.	No. of claims rejected.	Amount.		
					Vacancy.	Over-collection.	Total.
					Rs. nP.	Rs. nP.	Rs. nP.
On account of vacancy 1961-62	1,517	1,347	482	613	11,730.60	...	11,730.60
On account of overcollection 1961-62	...	...	726	...	...	25,056.49	25,056.49
					Total	...	36,787.09

**Draw Back.**—28 claims for drawback were received during the year and all these claims were rejected as none of them fulfilled the conditions prescribed in that respect.

**Complaints and Appeal Against Rateable Values.**—2,337 complaints were registered during the year under report, out of which 2,002 complaints were registered under Section 167 and 35 under Section 162 of the Bombay Municipal Corporation Act.

There were 50 appeals against rateable values under Section 217 of the Act. Of these 19 were withdrawn, 9 were settled and 22 were pending decision on 31st March 1962.

**Suits.**—Nil.

**Miscellaneous Receipts.**—Miscellaneous receipts realized from notices of demand, distress warrants, batak fees, inspection fees and other items amounted to Rs. 20,580.

**Notices of Demand.**—Issued : 22,149. Served : 18,559.

**Distress Warrants.**—Issued : 7,729 Executed : 878.

**Education Cess.**—The net demand for Education Cess was Rs. 6,14,230 and the amount collected was Rs. 2,47,140.

**Urban Improveable Property Tax.**—The rates of taxation during the year 1961-62 were 7 per cent. in the case of buildings and lands, the rateable values of which were Rs. 1,000 and above in each case and 3½ per cent. in the case of buildings and lands, the rateable values of which were Rs. 999 or below but not less than Rs. 200 in each case in the areas of the defunct municipalities of Malad and Kandivli and 6 per cent. in the case of buildings and lands the rateable value of which were Rs. 1000/ or above in each case and 3 per cent. in the case of buildings and lands, the rateable values of which were Rs. 999 or below but not less than Rs. 200/ in each case in the area of the defunct municipalities of Borivli and Mulund. The properties having rateable values of Rs. 199 and below were exempted. The properties falling in the same locality and owned by the same person were grouped together for the levy of this tax. This tax was not levied in the areas of the defunct Village Panchayats of Goregaon and Dahisar.

The net demand in respect of this tax was Rs. 21,02,051 (including the arrears of Rs. 12,31,756 as on 1st April 1961) and the amount collected was Rs. 7,24,116. The percentage of Collection of the Urban Immoveable Property Tax worked out to Rs. 34.45.

**Theatre Tax.**—The work of the Theatre Tax was transferred to this Department from 1-10-1960.

The rates of theatre tax for the year 1961-62 were as under :—

Type of entertainment.	Rate of tax.	Rate of tax, if payment for a whole month is made within the first five days of the month.
(1) Class I Cinema Theatre ...	Rs. 10.00 per show	Rs. 9.40 per show.
(2) Class II Cinema Theatre ...	Rs. 7.00 per show	Rs. 6.60 per show.
(3) Drama, Concert, Variety entertainment or tamasha ...	Rs. 7.00 per show	Rs. 6.60 per show.
(4) Circus Carnival or Fate ...	Rs. 10.00 per day	Rs. 9.40 per day.
(5) Any other entertainment ...	Rs. 7.00 per show or if there are no separate shows. Rs. 7.00 per day.	Rs. 6.60 per show or if there are no separate shows. Rs. 6.60 per day.

There were in all 8 class II cinema theatres, in the Extended Suburbs and the tax was generally received regularly. Theatre tax was also recovered in respect of the various dramatic performances, dances, variety entertainments, etc. held at various Halls, Theatres and other places, in the Extended Suburbs wherever admission was on payment of charges.

The exemption from payment of Theatre tax was granted to such cinema shows, performances, etc. as were held in aid of bonafide charities, or directed towards advancement of cultural or educational activities, and exempted from payment of Entertainment Duty leviable under Bombay Entertainment Duty Act, 1923, by the Commissioner of Police.

The total income derived by the way of theatre tax during the period from 1st April 1961 to 31st March 1962 was Rs. 69,960.85.

**General Remarks.**—The area of the Extended Suburbs is extensive (over 75sq.miles). The work regarding the issue and collection of wheel tax was transferred to City Office of this Department during the year under report.

There was no occasion during the year on which the provisions of the Bombay Municipal Servants' Act had to be resorted to.

B. H. PRABHAVALKAR  
Dy. Assessor and Collector (Suburbs and Extended Suburbs)



## STATEMENT "A"

*Classification of Properties according to uses.*

Serial No.	Particulars.	Total No.	Approx. rateable value (in lacs of rupees).
1	Buildings for residential purposes	... 20,024	1,61.77
2	Buildings for business purposes	... 1,107	17.42
3	Mills (Textile)	... 5	.43
4	Factories	... 373	20.06
5	Petrol Pump and Service Stations	... 17	.38
6	Stables	... 513	6.24
7	Garages (Separately assessed)	... 168	.39
8	Godowns	... 88	.46
9	Religious Properties (temples, Mosque, etc.)	... 121	.54
10	Charitable Properties (Dharmashalas, etc.)	... 28	.23
11	Educational Institutions	... 94	3.31
12	Gymnasia, Play-grounds, etc.	... 6	.03
13	Cinema Theatres and Studios, etc.	... 17	1.34
14	Markets	... 18	0.80
15	Quarries	... 5	0.14
16	Salt Pans	... 116	1.57
17	Hospitals and Asylums	... 13	0.55
18	Lands	... 1,205	6.75
19	Properties and lands belonging to Government and Railways	... 252	24.53
		<b>Grand Total ...</b>	<b>24,170 2,46.94</b>

## STATEMENT "B"

Statement showing the classification of Properties assessed to taxes according to their rateable value during 1961-62 in the P. R & T Ward of Extended Suburbs

Particulars.	No. of properties.
Rateable Value upto Rs. 200	9,585
Do. between Rs. 201 and Rs. 300	2,419
Do. ,, Rs. 301 and Rs. 400	1,815
Do. ,, Rs. 401 and Rs. 500	1,211
Do. ,, Rs. 501 and Rs. 750	1,959
Do. ,, Rs. 751 and Rs. 1,000	1,466
Do. ,, Rs. 1,001 and Rs. 1,500	1,877
Do. ,, Rs. 1,501 and Rs. 2,000	1,371
Do. ,, Rs. 2,001 and Rs. 5,000	1,752
Do. ,, Rs. 5,001 and Rs. 10,000	526
Do. ,, Rs. 10,001 and Rs. 20,000	111
Do. ,, Rs. 20,001 and Rs. 30,000	28
Do. ,, Rs. 30,001 and Rs. 40,000	8
Do. ,, Rs. 40,001 and Rs. 50,000	12
Do. ,, Rs. 50,001 and Rs. 1,00,000	28
Do. ,, Rs. 1,00,001 and Rs. 1,50,000	1
Do. ,, Rs. 1,50,001 and Rs. 2,00,000	1
Do. ,, Rs. 2,00,001 and Rs. 2,50,000	...
Do. ,, Rs. 2,50,001 and Rs. 3,00,000	...
Do. ,, Rs. 3,00,001 and Rs. 3,50,000	...
Rateable Value over Rs. 3,50,000	...
<b>Total</b>	<b>24,170</b>

# CITY ENGINEER'S DEPARTMENT (Suburbs)

1. Shri D. S. Thakur B.E. (Civil) M.I.E. held the post of Dy. City Engineer (Suburbs) except for the period from 16th October 1961 to 15th November 1961 when he acted as City Engineer. During this period Shri Darukharawala B.E. (Civil) Executive Engineer (Suburbs) Zone I looked after the work of Dy. City Engineer (Suburbs).

There was no occasion during the year to invoke the provisions of the Bombay Municipal Servants' Act 1890.

The distribution of technical staff working under Dy. City Engineer (Subs.) is shown in table under Appendix A-1.

## A.—UPKEEP, MAINTENANCE AND REPAIRS OF MUNICIPAL PROPERTIES.

### Buildings.

2. An amount of Rs. 1,59,504.11 was spent during the year on normal repairs and monsoon works on 108 Municipal Buildings in the Suburbs. The repairs works were either carried out departmentally or through the Petty Works Contractors. The expenditure on special repairs booked during the year was Rs. 6,02,361.00 on works carried out departmentally and Rs. 1,46,286.00 on the works carried out by Petty Works Contractors. Plans and estimates amounting to Rs. 27,24,604.00 for repairs and new works were prepared for budget purposes as per requisitions from various departments.

### Roads.

3. (i) The total mileage of roads in Suburbs is about 197.24 miles, comprising of 3.46 miles of water bound roads, 168.53 miles of asphalt roads, 21.35 miles of concrete roads and about 3.90 of unmetalled roads. Normal maintenance of asphalt roads was carried out during the year at a total cost of Rs. 13,09,646.04 including reinstatement of trenches opened by various departments and public utility concerns. A few water bound roads were asphalted during the year.

(ii) *Foot Paths.*—The foot-paths on the following roads were constructed during the year:—

- (1) Madhu Park, Khar Scheme.
- (2) T. P. Scheme IV, Bandra.
- (3) Vithalbhai Patel Road, Bandra.
- (4) 1st Road, Khar.
- (5) Carter Road, 12' wide foot-path.
- (6) Chembur Naka.

(iii) *Street Name Boards.*—Rs. 4,700.60 were spent on fixing new street name boards and on repair to the existing street name boards in the Suburbs.

### Street Lighting.

4. The graph in Appendix A-2 shows the number of lights, total wattages and total expenditure incurred on lighting in each wards of the Suburb during the years 1959-60, 1960-61 and 1961-62.

The number of lights increased from 7,282 to 7,466 during the year and the yearly expenditure increased from Rs. 7,55,520.77 to Rs. 8,29,498.81.

### Sewers and Drains.

5. (a) *Sewers.*—The work of cleansing sewers was attended to, and the total silt removed during the year was 1,32,253 C.ft.

(b) *Storm Water Drain.*—The Engineering Department attended to the cleansing of big nallas and covered drains. Some of the open drains were covered, so as to facilitate proper maintenance.

### Miscellaneous.

6. *Ferry Services.*—The ferry service between Versova and Madh Island was maintained. The total receipts during the year amounted to Rs. 23,044.00 as against the expenditure of Rs. 18,388.84 incurred for manning the service and Rs. 7,550.00 for repairs to the ferry boats.

## B.—CONSTRUCTION WORKS UNDER LOAN WORKS PROGRAMME.

7. (a) *Works other than Sewerage Scheme.*—The detailed information regarding the works completed and those in progress is given in Appendix A-3.

(b) *Improvements of Private Streets.*—Action under Section 305 of the Bombay Municipal Corporation Act was taken in respect of roads given in Appendix A-4.

(c) *Village Amenities.*—Several works carried out under village amenities fund, consisted mainly of providing approach roads in different villages and improvements of passages by either asphaltting or concreting as shown in Appendix A-5. Plans and estimates for providing other amenities in different villages were under preparation.

(d) *Measures to reduce flooding.*—The works carried out or proposed, to reduce flooding in different areas in Suburbs are included in Appendix A-3.

(e) *Public Sanitary Convenience.*—Acqua privy blocks and urinals blocks, constructed or under construction during the year under review are shown in Appendix A-6. The total expenditure booked during the year under this head amounted to Rs. 1,08,809.00.

## C.—INSPECTION AND SUPERVISION OF PRIVATE BUILDINGS.

8. (a) *New Constructions.*—2,444 applications were received for the erection of new buildings and for additions and alterations to the existing buildings out of which 1,570 were under Section 337 and 874 under Section 342 of the Bombay Municipal Corporation Act, 1,443 proposals were amended during the year. The total number of new buildings constructed (including those wherein additions and alterations were made) by private enterprise was 804 during the year. Out of these, 544 were residential and remaining 260 were non-residential buildings. The total number of buildings constructed by Co-operative Housing Societies and by employers for their employees were 117 and 39 respectively. Appendix A-7 shows the number of tenements constructed during the year under report. 972 Building Completion Certificates were disposed of and 724 buildings were sanctioned for occupation.

(b) *Unauthorised Structures.*—During the year sanction of the Standing Committee for the removal of unauthorised structures was obtained in 352 cases, as against 514 in the previous year. In addition 242 cases of the previous year were pending disposal. Unauthorised works in 137 cases were removed by the Parties themselves, while in 61 cases the works were removed departmentally.

(c) *Complaints from the Public.*—2,859 complaints were received from public during the year and all these were investigated and remedial measures taken. In 2,649 cases action was under progress.

(d) *Notices Issued.*—2,486 notices were issued under different Sections of the Bombay Municipal Corporation Act. This number includes 494 notices under Section 354, of which 118 cases were complied with and 376 cases were still pending. Prosecutions were launched against the house owners for non-compliance with the Municipal requisitions. The results of the proceedings are given in Appendix A-8.

(e) *Building Collapses.*—22 buildings or portions thereof collapsed during the year as a result of which 1 person was killed and 20 were injured.

9. *Set back lands added to public roads.*—The total area of set back lands added to the public roads during the year was 37,013 sq. yards as against 96,394.15 in the previous year. The total compensation claims, settled during the year amounted to Rs. 1,14,301.54. The important roads on which set backs were added are as follows:—

- |                                     |                                  |
|-------------------------------------|----------------------------------|
| (1) Hill Road, Bandra.              | (13) Hall Road.                  |
| (2) Dr. Ambedkar Road.              | (14) Ghatkopar Mahul Road.       |
| (3) Kurla Andheri Road.             | (15) Brahminwadi Lane, Kurla.    |
| (4) Jaiprakash Road.                | (16) Sanitorium Lane, Ghatkopar. |
| (5) Vallabhbai Patel Road.          | (17) Jayantilal Vaishnav Lane.   |
| (6) Juhu Road, Juhu.                | (18) Praneshwar Lane.            |
| (7) Mahatma Gandhi Road, Ghatkopar. | (19) Arbanji Lane.               |
| (8) Bombay Agra Road, Ghatkopar.    | (20) Ramji Asar Lane.            |
| (9) Jivadaya Lane, Ghatkopar.       | (21) Khimji Lane.                |
| (10) Cama Lane.                     | (22) Laxminarayan Lane.          |
| (11) Tilak Road.                    | (23) Sion-Trombay Road.          |
| (12) Joshi Lane.                    |                                  |

10. *City Survey.*—In Zone II the Survey Work for Kule-Kalyan Andheri is completed and that of Virle Parle is in progress.

In Zone I, City Survey work of Kiroli and Ghatkopar area has been completed and that of Bhandup and Mulund area is in progress.

During the year under report, regular lines were prescribed by the Municipal Commissioner under Section 297(1)(a) of the Bombay Municipal Corporation Act, in respect of roads mentioned in Appendix A-9

## D.—TOWN PLANING SCHEMES IN SUBURBS.

11. There are 25 Town Planning Schemes in the area of Suburbs. The position as regards these Schemes is as follows:—

### (A) Schemes which have been sanctioned and come into force.

(1) *T.P.S. Bandra No. II (Varied) (Final).*—This scheme came into force from 1st May 1961.

The Final Scheme as sanctioned by Government is being submitted to the Corporation for information and approval to the liabilities created under the Scheme.

(2) *T.P.S. Bandra No. IV (Varied) (Final).*—The works under the Scheme have already been completed.

(3) *T.P.S. Bandra No. V (Varied) (Final).*—The work under the Scheme has already been completed.

(4) *T.P.S. Bandra No. VI (Varied) (Final).*—The Town Planning Officer drew up Final Varied Scheme after conducting the Arbitration proceedings and considering the decisions of the Board of Appeal in respect of the valuation matters and submitted the Scheme to Government for sanction. The Scheme was sanctioned by Government and came into force from 1st February 1962.

(5) *T.P.S. Bandra No. X.*—The decision of the State Government as to whether a structure falling in the alignment of the road contravenes the Regulations of the Scheme had not been received. Consequently the Work of construction of the roads had been held up.

(6) *T.P.S. Santacruz No. III (Varied) (Final).*—The Town Planning Officer drew up Final Varied Scheme after completion of the Arbitration proceedings and considering the decisions of the Board of Appeal in respect of the valuation matters and submitted the Scheme to Government for sanction. The Scheme was sanctioned by Government and came into force from 1st December 1961. The Final Scheme as sanctioned

by Government had been submitted to the Corporation for information and approval to the liabilities under the Scheme. Necessary funds for execution of works had also been provided in the Budget Estimates.

(7) *T.P.S. Santacruz No. V.*—The work of construction of roads was in progress. The work of implementation of this Scheme has been considerably hampered for want of alternative accommodation for hutment dwellers.

(8) *T.P.S. Santacruz No. VI.*—The work of construction of roads was in progress. For reasons stated in case of T.P.S. Santacruz No. V, the work of implementation of this Scheme too has been hampered.

(9) *T.P.S. Ghatkopar No. I (Varied) (final).*—The Town Planning Officer drew up the Final Scheme after completion of the Arbitration Proceedings and considering the decision of the Board of Appeal in respect of the valuation matters and submitted the Final Scheme to Government for sanction. The Scheme was sanctioned by Government to come into force from 1st January 1962. The Final Scheme had been submitted to the Corporation for information and approval to the liabilities created under the Scheme. Necessary funds for execution of the works had also been provided in the Budget Estimates.

(10) *T.P.S. Ghatkopar No. III.*—The work of construction of the main 60', 50', 40' and 30' roads was in progress.

The problem of removal of unauthorised and non-conforming structures in the areas of the finalised T. P. Schemes Santacruz No. V and VI and Ghatkopar No. III had been a major hurdle in the speedy implementation of the Schemes. The problem of removal of hutments on mass scale and rehabilitation of the occupiers had been referred to the State Government for guidance. The Government had also been requested to reserve tenements for rehabilitation of these persons on priority basis and the matter was being pursued.

#### (B) Schemes which were at Arbitration stage.

(1) *T.P.S. Santacruz No. I and II (Varied), Vileparle No. II (Varied), Andheri No. VI (Varied and Ghatkopar No. II (Varied).*—The Government sanctioned these Draft Schemes and appointed Shri B. T. Talim, Assistant Consulting Surveyor to Government as T. P. Officer for the said T. P. Schemes. The Arbitration proceedings had not been started during the year.

(2) *T.P.S. Vileparle No. III (Varied) and Vileparle No. VI (Varied).*—Arbitration proceedings in respect of these Schemes had also not been started during the year under report.

(3) *T.P.S. Bandra No. III (Varied), Santacruz No. IV (Varied) Vileparle No. I (Varied), Andheri No. I (Varied).*—Arbitration proceedings in respect of these Schemes were in progress.

(4) *T.P.S. Vileparle No. IV-IVA (Varied).*—After considering the decisions of the Board of Appeal constituted by Government the Town Planning Officer has drawn up and submitted to Government the Final Scheme to which sanction of the Government was awaited.

#### (C) The Schemes in the making.

(1) *T.P.S. Vileparle No. V.*—The work of preparation of the Scheme was in initial stage of progress in as much as the area was being laid out.

(2) *T.P.S. Andheri No. II (Varied).*—The draft Scheme as approved by the Corporation was published and Objections and suggestions received were under scrutiny.

#### (D) The Schemes yet to be Varied.—T.P.S. Bandra No. I (Varied):—

(1) *Commencement Certificates.*—537 applications for the issue of Commencement Certificate under Section 29 of the Bombay Town Planning Act of 1954 were received out of which 252 were approved. The Schemewise details of applications received and disposed of are given in Appendix A-10.

(2) *Layouts.*—18 proposals were received under Section 302 of the Bombay Municipal Corporation Act out of which 4 proposals were sanctioned by the Municipal Commissioner with the approval of the Standing Committee under Section 303 of the Bombay Municipal Corporation Act.

(3) *Proposals for Sub-Divisions and Amalgamations.*—279 proposals were received. Approval was given to 104 proposals.

### E.—FACTORY SECTION.

12. 923 applications were received by this Section from the Suburban area comprising H, K, L, M and N Wards during the year for the establishment of new factories, for 'No Objection Certificates', for construction works and for transfers etc. Out of which 577 applications were disposed of and the remaining, remained undisposed for want of proper and complete information. 110 new permits were granted for factories after completion and scrutiny.

During the year 333 prosecutions were launched. Out of these 232 were decided in favour of the Corporation, in 9 cases parties were acquitted and 86 cases are still pending before the Court. The total amount of fine recovered was Rs. 1,962.00 and total number of complaints received was 203.

### F.—TRANSPORT SECTION (SUBURBS).

(13) (i) This Section attends to the work of both major and minor repairs, maintenance, and running of the refuse and cesspool vehicles and the vehicles of other municipal departments in the Suburbs. The Suburban Municipal fleet of vehicles consisted of 239 vehicles. Appendix B-1 gives the necessary details.

(ii) *Special activity.*—Five cesspool and five refuse vehicles were purchased during the year under report.

### G.—MECHANICAL BRANCH.

(14) This branch looked after the following works :—

(a) The electrical installation in the Suburbs and Extended Suburbs, (b) Operation of Sewage Pumping Stations and Purification Plants and their repairs and maintenance, and (c) Repairs and maintenance of Road Rollers.

(15) Electrification of Chawls and Tenements—The electrification of the following Municipal Properties was carried out at a total cost of Rs. 98,858 :—

(1) Open Air Theatre, Park Site Linking Road Bandra (2) Central Office Extension Building, Waterfield Road, Bandra (3) Municipal Road Roller Depot, Hasanabad Road, Khar (4) Additional floor over K. B. Bhabha Hospital, Kurla. (5) Gate Post Fittings at the entrance of the Ghatkopar Municipal Hospital, Ghatkopar (6) Wiring to the booster pump installed at 664 tenements at Vikhroli.

(16) The work of rewiring of the following Municipal premises was done at a total cost of Rs. 4,250. :—

(1) Municipal Slaughter House, Kurla, (2) Municipal K. D. Railway Camp, Chembur, (3) Bhabha Hospital Kurla.

17. The electrification of the following two premises was carried out through the agency of outside contractors under the supervision of electrical staff at a total cost of Rs. 28,000,

(1) Illumination of Bandra, Municipal Office for Republic Day, (2) Municipal School at Survey No. 14, Chembur.

Besides, one water pump set working on float system was installed at Vikhroli Fire Station at a total cost of Rs. 3,750.

18. The following electrical works amounting to Rs. 22,024 were in progress in the Suburbs :—

(1) Internal changes in the existing wiring for meeting the additional load at the K. B. Bhabha Hospital, Bandra. (2) Electrification of Municipal Library Building on Plot No. 112, T.P.S. III, Vile Parle—

(3) Electrification of the Municipal Dispensary at Koldongri, Andheri. (4) Electrification of Municipal School Building at Versova, Andheri. (5) Electrification of extension of the Municipal School Building at Santacruz.

19. Besides, 48 minor electrical maintenance jobs were also executed at a cost of Rs. 4,800.

#### Sewage Pumping Stations and Purification Works

20. *Pumping Stations.*—The sewage in the Suburbs was pumped at several Pumping Stations viz., Khar, Versova, Jaibharat, Bunderwadi, Chimbai on Western Railway side and Kurla and Ghatkopar Pumping Stations on Central Railway Side. The total sewage pumped during the year was 21,694.40 Mega Litres (4,768 M.G.) against 19,365.70 Mega Litres (4254 M.G.) in the last year. All these pumping stations worked satisfactorily.

A new sewage pumping station having the total pumping capacity of 104 litres per second (2M.G.D.) has been completed and put into commission during the year, at Agra Road, near Vikhroli Fire Station.

21 *Khar Purification Plant.*—The total quantity of Sewage received for treatment was 4,650.10 Mega Litres (1,022 M.G.) at the average rate of 12.74 Mega Litres (2.8 M.G.) per day.

The repairs to the digestion tank uptake tube were completed and the Plant worked satisfactorily. The final effluent was discharged into the Vakola Creek—about 112.00 Cubic Metres (4,000 Cft.) of silt and 28.00 Cubic Metres (1,000 Cft.) of screenings were removed during the year.

22. *Ghatkopar Purification Plant.*—The quantity of sewage pumped at this plant was 7,134.44 Mega Litres (1,568 M.G.). The actual sewage treated was 3,003.00 Mega Litres (660 M.G.) at an average rate of 8.19 Mega Litres (1.8 M.G.) per day.

During the year 126.00 Cubic Meters (4500 Cft.) of silt and 42.00 Cubic Metres (1500 Cft.) of Screenings were removed. The Final effluent was discharged into the creek at Govandi.

23. *Versova Purification Plant.*—The quantity of Sewage Pumped and treated at this Plant was 2,648.10 Mega Litres (582 M.G.) and the Plant worked satisfactorily. Screenings removed were about 24.3 Cubic Metres (900 Cft.) Silt removed about 54 Cubic Metres (2000 Cft.) during the year.

24. Both at Versova and Ghatkopar Purification Plants the digestion tanks were not worked as Stay Rods of the uptake tubes had given way. The work of replacing the rods and repairing and painting the uptake tubes was being carried out departmentally.

25. *Road Rollers.*—There are 24 Road Rollers out of which 9 are steam, one Petrol and the remaining 14 are Diesel. All the Rollers worked through out the year except for the period for repairs and Boiler inspection.

All the Rollers were properly maintained. Annual Survey of Steam Road Rollers was done, and major repairs and complete overhauling of 2 Steam Road Rollers, 6 Diesel Road Rollers and 1 Petrol Roller were carried out.

#### H—PLANNING BRANCH (SUBURBS)

26. This Branch is in charge of Assistant Engineer Planning and Senior Architectural Assistant (Suburbs) The works of preparation of plans, estimates and designs of Engineering projects such as Hospitals; Market

Roads and Footpaths; Bridges and culverts; S. W. Drains; schools etc., are done by this branch. This branch has prepared plans, estimates and designs for the following works in the Suburbs during the year under review :—

Serial No.	Proposals for :	No. of proposals.	Total cost.
			Rs.
1	Hospitals and Maternity Homes	8	14,98,846
2	Markets	3	18,22,740
3	Development of sites	3	4,77,018
4	Public conveniences	13	2,42,447
5	Fire Brigade	1	5,45,038
6	Roads and Footpaths	31	89,23,072
7	S. W. Drains	39	49,72,962
8	Bridges and Culverts	6	27,85,403
9	Schools	9	19,51,027
10	Miscellaneous	8	8,15,520
		121	2,40,34,073

During the year, 160 plans were prepared and 1353 blue prints were taken out for suburban works.

#### WORKS UNDER SEWAGE SCHEMES.

27. During the year under review the work of laying sewers in District I comprising of Bandra, Khar and Santacruz, District II comprising of Juhu, Vile Parle and Andheri, and District III comprising of Kurla, Ghatkopar and Chembur, made further progress.

(A) Drainage—District No. I.—(a) The following two works have been completed during the year under review —

Name of work :	Estimated Cost.
	Rs.
(1) T. P. S. III, Santacruz, Area 'C'	1,16,489.00
(2) T. P. S. X Bandra along Veronica Road	64,543.00

(b) The following works were in progress during the year under review :—

Name of the work :	Estimated cost.
	Rs.
(1) Laying 48" sewer in Kherwadi Bandra between M.H. 0 to 19	4,66,703.00
(2) Do. Do. Do. M.H. 19 to 38	4,40,354.00
(3) Do. Do. Do. M.H. 38 to 57	3,91,947.00

(B) Drainage District No. II.—(a) The following works have been completed during the year under review :—

Name of the work :	Estimated cost.
	Rs.
(1) Laying sewers in Vile Parle East 'K' Area	4,54,807.00
(2) Do. Do. 'L' Area	3,69,750.00
(3) Do. Do. 'M' Area	64,625.00
(4) Do. Juhu Housing Colony Area 'C'	2,50,656.00
(5) Do. Do. Do. 'D'	3,11,185.00

(b) The following works were in progress during the year under review :—

Name of the work :	Estimated cost.
	Rs.
(1) Laying sewers in Andheri West Area 'E'	3,86,828.00
(2) Do. Andheri West Area 'G'	1,08,710.00
(3) Do. Ramanand Housing Society, Vile Parle West	80,551.00
(4) Do. Dadabhai Road, Vile Parle West	31,247.00

(C) Drainage District No. III.—(a) The following works have been completed during the year under review in this district :—

Name of the work.	Estimated cost.
	Rs.
(1) Providing and laying sewer in area North of Begrami Road, Kurla—Area A	3,67,106.00
(2) Laying 24" sewer along Ghatkopar Mahul Road	2,26,683.00
(3) Laying 21" sewer along Ghatkopar Mahul Road, from M. H. No. 107 to 101 on 24" R.C. Pipe Sewer	62,183.00
(4) Laying subsidiary sewers in portion of T.P.S. III Ghatkopar	1,75,637.00

(b) The following works were in progress during the year in review in District No. III.

Name of the work.	Estimated cost.
	Rs.
(1) Providing and laying additional sewers in Kurla ...	3,70,155.00
(2) Providing and laying 9" S.W. Sewer and 12" R.C. sewer on G. M. Road and in two areas of Charai Area Chembur ...	1,28,436.00
(3) Providing and laying 12" R. C. Pipe sewer in proposed 30' wide Road from Municipal Labour Camp, Chembur ...	1,31,509.00
(4) Providing and laying 9" dia. S. W. Pipeline in (1) Khajuribhathi area Kurla (2) Match factory Cross Lane and Mosque Lane near Station Road, Kurla ...	62,158.00 32,303.00
(5) Construction of an Oxidation Pond at Chatkopar Purification Plant ...	37,692.00

**D—Sewerage of newly developed areas in the suburbs.**—A large area of land has been acquired by the Municipality from Messrs. Godrej for construction of Quarters for Municipal Staff on the piece of land behind the new Fire Brigade Station at Vikhroli and to facilitate the sewerage of these quarters sewers in the roads in the scheme area have been laid and the work of construction of Pumping Station is also completed.

The lengths of sewers completed upto the end of the year are 34,668 Rft. in District I and II and 14,446 Rft. in District III as per details given in Appendix No. I.

The expenditure incurred during the year under report on all the works inclusive of sewers Pumping Station and Purification Works was Rs. 18,90,094.

**E—Subvention Scheme.**—(i) In all 469 notices under Section 231 were served and in 298 cases parties submitted their proposals. In 195 cases house owners have carried out the work in compliance with the notice served on them.

In all 317 notices under Section 248(i)(c) of the Bombay Municipal Corporation Act for conversion of basket privies into Water Closets on full flushing system were served on the house owners. In 137 cases privies were converted into water closets on full flushing system. The total amount of subvention paid during the year was Rs. 86,092.73

(ii) The Corporation under their Resolution No. 2102 of 17th March 1958 and 858 of 17th November 1958 approved of granting of subsidy of Rs. 200 per aqua privy seat and also similar subsidy for commodes being converted into W.C. on full flushing system respectively on the basis of basket privies.

(iii) Similarly the owners of suburban areas have also been allowed to draw subsidy of Rs. 50 each per W.C. seat of the premises having septic tanks for disconnecting the flow of waste water from septic tanks and connecting the same to the Municipal Sewer as per Corporation Resolution No. 794 dated 24th October 1958.

(iv) In all 99 street connections for premises to the newly laid sewers were given at Municipal Cost. The expenditure incurred for the same during the year amounted to Rs. 16,000.

### J—CONSERVANDY BRANCH

28. This branch was looked after by Assistant Head Supervisor Range 'A.' Normal Conservancy Services were maintained throughout the Suburbs and also in Bombay Air Port, Chembur Colony and the various other Government and Military establishments in the Suburbs. The main service of the Conservancy Branch consisted of:—

- (i) Cleansing of roads and foot-paths.
- (ii) Collection, removal and disposal of refuse.
- (iii) Cleansing of open drains (Municipal and Private).
- (iv) Collection, removal and Disposal of night soil and cesspool contents.
- (v) Dog licensing and Dog destruction.
- (vi) Rat destruction (Transferred to A.I.O. from 1-7-61).
- (vii) Removal and disposal of carcasses.
- (viii) Labour Welfare.
- (ix) Veterinary Services.

### CLEANSING OF ROADS AND FOOTPATHS

The details as regards the area of roads and footpaths, the frequency of sweeping are shown in Appendix C-1. The total area admeasuring 4560461 square yards was swept.

### COLLECTION REMOVAL AND DISPOSAL OF REFUSE

29. (a) *Collection.*—Household refuse and sweeping from roads, were collected in 871 Municipal dust bins located at convenient places as against 856 in the previous year. Appendix C-2 gives the details as regards the ward-wise distribution of dust bins and other dumping places.

Appendix C-14 gives the details of cases filed in the Court. 336 cases under Section 372(c) of the B.M.C. Act for in discriminate throwing of refuse and 66 cases for urinating on public roads were filed in the Court. 9 cases under Section 368 of the B.M.C. Act to enforce the provisions of approved type of dust bins for the collection of house-hold refuse and 64 cases were filed in Court under Section 115(a) of the B.C.P. Act.

(b) *Removal and disposal.*—The details about the total quantity of refuse removed, the dumping place and the frequency of removal are shown in Appendix C-3. Most of the dust bins were attended to once a day. Out of 72816 tons of refuse collected, 70962 tons were utilised for reclamation of Municipal lands and 1854 tons sold to private parties for filling up wells and lowlying lands as shown in the same Appendix. No refuse was disposed of by incineration.



## CLEANSING OF OPEN DRAINS (MUNICIPAL AND PRIVATE)

30. The work of cleansing of road-side sullage drains was carried out as shown in Appendix C-4.

### COLLECTION, REMOVAL AND DISPOSAL OF NIGHT SOIL.

31. (a) *Collection and Removal.*—The ward-wise distribution of privies on basket system is given in Appendix C-5. Owing to sewerage scheme 573 privies were either converted in Water-Closets or demolished. The number of basket privies at the end of the year was 8481 as shown in Appendix C-5.

(b) *Public Sanitary Conveniences.*—The details as regards the location of public sanitary conveniences in different wards as existing on 31st March 1962, are shown in Appendix C-6. Some of the proposals for constructing public urinals in sewered areas as also for constructing additional public latrines viz. 2 in H Ward, 2 in K Ward and 1 in N Ward have materialised and a number of such proposals is under consideration. Due to difficulties in acquiring sites privately owned, no appreciable progress could, however, be made in this connection. Many Government sites were also selected.

(c) *Removal and Disposal of night soil.*—(i) 6579 gallons of night soil from latrines was collected daily and removed. The ward-wise details are shown in Appendix C-7. The open plots and fields fouled by public were also cleaned.

(ii) *Cesspool Clearance.*—The number of cesspools existing during the year with their capacity and quantities of cesspool contents removed are shown in Appendix C-8.

(iii) *The disposal of night soil.*—The night soil and cesspool contents were disposed of at the following depots, discharging the contents into creeks at various points, except for a small quantity used for compost at Ghatkopar during the dry season.

1. Versova Creek	...	Versova Night Soil Depot.
2. Sion Creek	...	Sion Do.
3. Ghatkopar	...	Ghatkopar Do.

In pursuance of policy to improve the methods of disposal of excrementitious matters, the night soil depots with hoppers at the new purification works, situated at (1) Andheri Versova Road, (2) Ghatkopar Mahul Road started functioning. The one constructed at Khar Purification Works could not, however be put into commission owing to lack of approach roads.

(d) *Special services on payment were continued as under j—*

- (1) Internal Cleansing of privies.
- (2) Cleansing of commodes.
- (3) Removal of effluent of the septic tank and night soil from the privies erected at temporary camps.

The fee for rendering service at (1) was revised.

32. *Dog Licensing and Dog Destruction.*—The work consisted of licensing dogs and catching and destroying ownerless and stray dogs. During the year 8556 dogs were caught and sent to Lethal Chamber at Mahalaxmi and 2173 dog licenses were issued as shown in Appendix C-9.

33. *Rat Destruction.*—The total No. of rats caught was 10249 from 1st April 1961 to 30th June 1961 and 782 complaints were received and attended as shown in Appendix C-10. The work was transferred to A.I.O. (Sub.) from 1st July 1961.

34. *Removal and Disposal of Carcasses.*—The work of removing and disposing of carcasses from H. Ward, including Bandra Slaughter House and Kurla Railway Goods shed and yard in L Ward was entrusted to Messrs. Kora Gramodyog Kendra, Borivli and to Madhavis who operated in the villages. The contracts entrusted to the Madhavis were terminated from 1st March 1962 and entrusted to 'The Harijan Workmens Co-operative Labour Society' from 1st March 1962. The details of the carcasses brought at the Skinning ground are shown in Appendix No. C-11.

## LABOUR WELFARE

35. (a) *Housing accommodation for labour staff.*—The work of constructing 48 tenements at Hasnabad Lane, Khar was completed. In addition to this, work of constructing the following tenements was in progress :

- (1) 60 tenements at Khar, 2nd Hasnabad Lane.
- (2) 84 tenements at Chembur.
- (3) 48 tenements at Kurla, Bombay Agra Road.

(b) *Co-operative Credit Society.*—Facilities of Co-operative Credit Society existed and the staff who were members of the society took advantage of the same.

(c) *Welfare Centres.*—Welfare centres at Kurla, Chembur, Andheri and Khar for the employees residing at these quarters continued to function during the year.

36. *Items of Income.*—The income earned by the conservancy branch during the year under report through different sources is given in Appendix No. C-12.

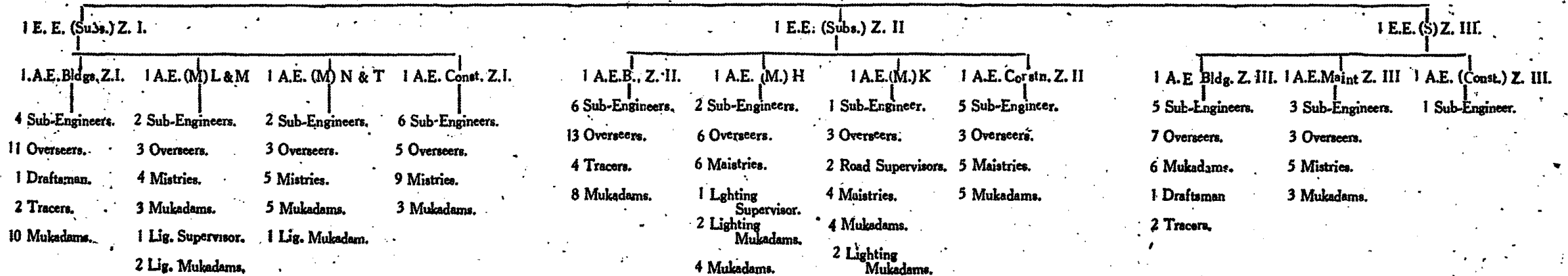
37. *Veterinary Dispensary at Khar.*—The Junior Veterinary Inspector was in charge of the dispensary. He also carried out the inspection of milch cattle stables. During the year, 2200 animals were treated and 149 inoculations were done. The details are shown in Appendix C-13. The work of immunisation of licensed dogs was also carried out as in the previous year.

**APPENDIX A-I**  
**BOMBAY MUNICIPAL CORPORATION.**

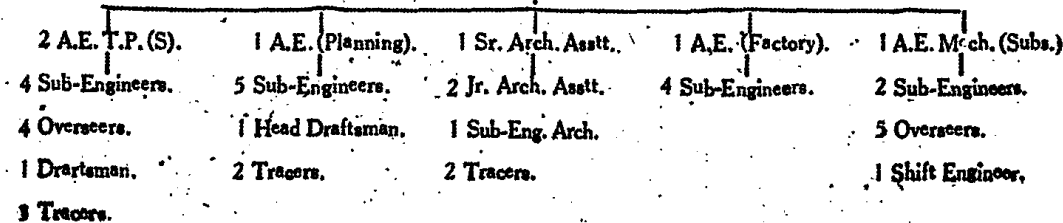
**GENEALOGICAL SET UP OF THE DY. CITY ENGINEER (SUBURBS).**

*Note: The Staff shown below is as on the last day of the Official year 1961-62.*

**1 DEPUTY CITY ENGINEER (SUBS.).**




**OTHER OFFICES DIRECTLY UNDER THE CONTROL OF Dy. C. E. (Subs.)**



**BOMBAY MUNICIPAL CORPORATION**  
**GRAPH SHOWING NO OF LIGHTS, TOTAL WATTAGES**  
**AND TOTAL EXPENDITURE ON LIGHTING IN EACH**  
**WARD OF THE SUBURBS DURING THE YEAR**  
**1959-60, 1960-61 AND 1961-62**

**NOTES:-**  
 - FULL LINE INDICATES TOTAL WATTAGES;  
 - DASH LINE INDICATES TOTAL EXPENDITURE;  
 - DOTTED LINE INDICATES NO OF LIGHTS.



*[Signature]*  
 SUB-ENGINEER  
 SUBURBS

*[Signature]*  
 SUB-ENGINEER  
 SUBURBS

*[Signature]*  
 ASSISTANT ENGINEER  
 PLANNING  
 SUBURBS

*[Signature]*  
 CITY ENGINEER  
 SUBURBS  
 BOMBAY MUNICIPAL CORPORATION



## APPENDIX A-3.

Statement showing the works which were either completed, in progress and for which Tenders are prepared or invited during the year 1961-62 (works other than sewerage Scheme) :-

Serial No.	Name of the work.	Estimated Cost.
1	2	3
		Rs. nP.
1	Reinstatement of trenches at South Avenue	48,024.00
2	Providing double Barred out let gate at Gazdar Baug	31,826.00
3	Reinstatement of trenches at Main Avenue	50,994.00
4	Providing single barred out let gate at Gazdar Baug	6,971.00
5	Reinstatement of trenches at North Avenue	48,227.00
6	Construction of 8th Road by semi grouting Town Planning Scheme III, Santacruz.	13,794.00
7	Construction of 9th Road by semi grouting Town Planning Scheme III, Santacruz...	4,072.00
8	Town Planning Scheme Bandra No. III (Varied)	3,000.00
9	Construction of Road, S. W. Drains in T.P.S. Bandra	28,530.00
10	Construction of S. W. Drains and foot-path in T.P.S. IV Bandra	12,762.00
11	Construction of Road No. 22 and portion of Road No. 16 in T.P.S. III Bandra	4,693.00
12	Improving and widening 7th Road T.P.S. III Santacruz	1,38,532.00
13	Improving surface of Vakola Bridge at Jawaharlal Nehru Road, Santacruz	14,982.00
14	Repairs and renewal of C. C. pavement and remodelling S. W. drains arrangements Santacruz Carage	52,149.00
15	Paving footpath with precast slab at Madhu Park, Khar	49,819.00
16	Concreting the road joining Mount Mary Road and B. J. Road, Bandra	28,870.00
17	S. W. Drain for various low laying plots T.P.S. IV Bandra	2,951.00
18	Providing Hume Pipe drain at Khot Wadi	139.00
19	Replacing R. C. C. dhapa in 'H' Ward	75.00
20	Improvement of S. W. Drain at Vakola Jawaharlal Nehru Road	7,772.00
21	Covering open drains opp. Bandra Town Market	2,406.00
22	Enlarging the existing carriage way of Caesar Road, Andheri	81,190.00
23	Enlarging the existing passage of Bhardawadi Road, Andheri	24,385.00
24	Widening of Vithalbhai Patel Road, Andheri	10,039.00
25	Widening of the road leading to Oshivra Depot. at Jogeshwari	13,849.00
26	Providing 15" H.P. drain along Prarthana Samaj Road from Hanuman Cross Road junction to Park Road upto Malaviya Road junction, Vileparle	13,842.00
27	Widening of Kurla Andheri Road from Level Crossing upto Old Nagardas Road, Andheri	73,180.00
28	Construction of a road in Barve Patkar Scheme Vileparle	24,021.00
29	Construction of S.W. Drain in G. B. Road from Madhavdas Amersy Road to Gazdar Hall, Andheri	34,042.00
30	Providing 24" H. P. drain along, Caves Road, Jogeshwari from Squatters' Colony Road junction to S. W. Nalla at Jogeshwari.	15,662.00
31	Improving and widening of Juhu Road from the property of Maharaj of Jodhpur upto R. C. C. Church at Juhu	95,340.00
32	Construction of school building on plot No. 132 T.P.S. V Santacruz	4,80,208.34
33	Providing 12" wide foot path including S.W. drain along Carter Road, Bandra	3,10,557.00
34	Chanellising of Mogra Nallah from Daudbag to Sonapur Road, Andheri	2,39,232.00
35	Construction of 24" and 36" Hume Pipe drain Jawaharlal Nehru Road, Santacruz	2,47,242.00
36	Improving foot paths along 1st road Khar	93,495.00
37	Library Building on plot No. 112 Vileparle T.P.S. III	56,508.00
38	Construction of school building on plot No. 370 Vakola Santacruz	3,57,596.00
39	Improving and widening the carriageway of (1) Lajpatrai road (2) Vallabhai Road, Vileparle etc.	82,729.00
40	Construction of S. W. Drains at Turner Road from junction of Pali Road to G. B. Road	1,27,158.00
41	Construction of compound wall and pavement on T.P.S. III Santacruz	20,665.00
42	Construction of School Building at Koldongri	5,79,042.00
43	Construction of additional floor over existing school building at Danda	93,363.00
44	Construction of S. W. Drain along 9th Road Khar	69,707.00
45	Construction of S. W. Drain along 3rd, 4th and 2nd Hasanabad Road upto Church Avenue Khar	53,646.00
46	Widening and asphaltting central salsett Road from Kalina Bus Stand to Mithi River.	2,01,131.00
47	Construction of Water Bound Macadam Roads in T.P.S. VI, Santacruz	2,37,983.00
48	Construction of Waterbound Macadam Roads in T.P.S.V Santacruz	2,46,503.00
49	Improving surfaces of Nehru Road Vileparle	90,484.00
50	Widening of G. B. Road and remodelling of culvert from Andheri to Oshivra Jogeshwari	7,60,936.00
51	Construction of 'L' type office Building at Waterfield Road, Bandra	6,74,188.00
52	Construction of open air theatre at linking Road Bandra	4,53,924.00
53	Construction of School Building on plot No. 169 T.P.S. II Vileparle	8,86,232.34
54	Extension to school Building on plot 50 Santacruz	82,090.00
55	Additional floor over Laxminagar school	1,08,176.00
56	Construction of Dispensary Building Kherwadi, Bandra	88,790.00
57	S. W. Drain along 30th and 32nd road G. B. Road and both sides of Kharpali Road	75,707.00
58	Construction of S. W. Drain along 35th and 37th Roads in T. P. S. III Bandra	44,445.00
59	Construction of School Bldg. at Squatter's Colony at Jogeshwari	5,06,357.00
60	School Building on S. No. 3 at Co-Op. Housing Society Jogeshwari	2,83,147.00
61	Construction of a Municipal dispensary Bldg. at Koldongri, Andheri	66,352.00
62	Renovation of Kalina Bridge	78,810.00
63	Widening of Mithi River Bridge	1,01,914.00
64	Widening of Turner Road from Bandra Rly. Station to G. B. Road	89,155.00

## APPENDIX A-3.—(Continued)

Statement showing the works which were either completed, in progress and for which Tenders are prepared or invited during the year 1961-62 (works other than sewerage Scheme):—

Serial No.	Name of the work.	Estimated Cost.
1	2	3
65	Construction of compound wall at Khar Depot ...	22,670.00
66	Construction of school bldg. at Ambivli ...	3,99,775.00
67	Construction of School Bldg. at Mogra, Andheri ...	3,10,445.00
68	Improving of footpaths along V. P. Road, Bandra ...	1,21,602.00
69	Construction of R. C. C. Dhapa drain for diversion of storm water from the Khar Subway to Pucca drain constructed in the Khar purification works ...	60,676.00
70	Construction of S. W. Drains along and around Sebastian Road, Chapel Road, etc. T. P. S. VI, Bandra ...	78,578.00
71	Providing proper foot paths on Turner Road from junction of Pali Road to G. B. Road ...	56,000.00
72	Construction of a school Bldg. on plot at Hasnabad Road, Khar ...	3,99,719.00
73	Construction of an additional shed over quadrants of Marol Market, Andheri ...	34,008.00
74	Improving the surface by providing 2" thick asphaltic concrete on G. B. Road from BE ST Bus Depot Santacruz to Andheri Level Crossing ...	4,26,951.00
75	Filling in with earth of proposed extension of Linking Road towards north of Juhu Road ...	21,276.00
76	Filling in the plot of land at Kherwadi for a Municipal school Bldg. Bandra (East) ...	40,824.00
77	Widening the carriageway and reconstruction of (1) Hanuman Road East and West portions (2) Parle Road (3) Parle shwar Road (4) Chittaranjan Road and (5) Roads No. 2, 3, and 4 Paranjpe 'B' Scheme Vileparle (East) ...	2,44,905.00
78	Widening the carriageway and reconstruction of (1) Tejpal Road and (2) Police Station Road, Vileparle ...	2,17,497.00
79	Proposed Municipal Dispensary Bldg. at Kalina Santacruz ...	81,377.00
80	Proposed S. W. Drain 18" Hume Pipe at Jawaharlal Nehru Road Santacruz (East) Western Express Highway ...	1,04,000.00
81	Proposed S. W. Drainage arrangement for Vileparle (East) for the area draining into Shradhanand Road Nalla ...	4,56,977.00
82	Construction of proposed Market at Kherwadi Bandra (East) ...	2,36,282.00
83	Construction of S. W. Drains at (1) Pond Road, south (2) Vallabhbai Patel Road from New foot over Bridge to the Rly. Culvert on North Gavthan Road (4) Sarojini Road (North Pond Road) at Vileparle (West) ...	37,651.00
84	Construction of an additional floor over the hospital Bldg. including alterations on the ground floor of -K. B. Bhabha Hospital, Kurla ...	2,00,351.00
85	Construction of B. A. Road between junction of Old Agra Road (South end) and junction Magan Nathuram Road ...	4,17,432.75
86	Earth filling for widening of B. A. Road between junction Vikhroli Station Road and Shangrilla Factory ...	3,78,000.00
87	Earth filling for widening of B. A. Road between Kamani Metal Works and Vikhroli Station Road. ...	2,96,000.00
88	Providing and laying 9" sewer to drain Sunderbaug Estate, Kurla ...	18,160.80
89	Constructing of Fire Brigade Station with staff quarters at Chembur ...	4,02,674.00
90	Grouting of Powai Road (2½ miles from B. A. Road to Powai Lake) ...	3,38,152.32
91	Construction of school Bldg. on S. No. 67-71 at Chembur ...	3,00,368.25
92	Construction of S. W. Drain between Janata Market and Bhandup Village along B.A. Road. ...	1,56,199.05
93	Proposed construction of 60' Road No. 1 and 50' Road No. 2 and 3 proposed 30' and 40' roads in T. P. S. III at Ghatkopar ...	4,72,500.00
94	Construction of S. W. Drains and Roads in Hutment Dweller's Colony, at Vikhroli P. C. A. B. ...	5,36,190.84
95	Construction of S. W. Drains on (Deprovincialised Road), Bail Bazar Road, Kurla ...	72,888.00
96	Construction of compound wall at Charai Cemetery, Chembur ...	46,651.00
97	Proposed additions to Maternity Home, Chembur ...	2,37,904.00
98	Adding set back land to the Bhandup Station Road at Automobile Products of India Ltd., Bnadup ...	84,747.59
99	Proposed extension and additional floor over Maniklal Mehta School at Ghatkopar ...	1,50,993.44
100	Culverts at Powai Road ...	21,571.49
101	Proposed extension to the existing school Bldg. at Mahul Village ...	49,271.00
102	Construction of approach road to Datar Colony from Bhandup Railway Station ...	1,09,693.00
103	Proposed extension to the Municipal School at Ghatla ...	76,607.00
104	Construction of roads in S. S. III, Sector D Pestom Sagar, Chembur ...	70,000.00
105	Construction of C. S. T. Road from Kurla Rly. Station to Mehtab Lane, after cutting embankment and bridge at Kurla. ...	1,24,707.00
106	Proposed S. W. Drain along Vihar Pipe Line Road and Bhatwadi, Kurla (to relieve flooding) ...	62,699.00
107	Construction of Salsette Track Road from B. A. Road to Bridge over Mithi River ...	65,435.00
108	Proposed additional floor over Municipal Marathi school at Magan Nathuram Road, Kurla ...	1,00,241.00
109	Proposed maternity Home in the compound of Free Municipal ...	5,12,508.00
110	Proposed Market at Chembur Naka ...	5,54,615.00
111	Levelling and asphaltting the site for transport garage at Vikhroli ...	1,25,645.00
112	Remodelling culverts at Cama Road, Ghatkopar ...	37,352.00
113	Proposed S. W. Drains on Ghatkopar Mahul Road at Chembur ...	4,67,428.00
114	Revised estimates for widening B. A. Road, prepared and 5 draft tenders prepared ...	54,36,775.00
115	Proposed S. W. Drain to relieve flooding in low lying plots in Ghatkopar East ...	2,50,112.00

## APPENDIX A-4.

Statement showing the names of private streets in respect of which action for their improvement was taken under section 305 of the Bombay Municipal Corporation Act during the year 1961-1962:—

Serial No.	Name of the Private Street.
<b>'H' and 'K' Wards.</b>	
Nil.	
<b>'L,' 'M' and 'N' Wards.</b>	
Takia Ward, Kurla between Municipal House Nos. 119 to 122.	
2	Khot High Level Passage at East of Kurla Slaughter House.
3	A portion known as Lake Road, Bhandup.
4	Between 85 and 86 Chunabhatti, Kurla.
5	Leading to Narayan Nagar, Chatkopar.
6	Leading to Municipal School at M. A. Mehta Compound, off B. A. Road, Chatkopar.
7	From Hall Ward to Village Road, Kurla.
8	Known as Tank Road, Bhandup.
9	Known as Jain Temple Road, Bhandup.
10	Known as Bhattipada Cross Lane, Bhandup.
11	Leading from Station Road to Uttar Bharti Sabha School, Bhandup.
12	Known as Gamdevi Roa, Bhandup.
13	Leading to Messrs. James Beche & Co., Bhandup.
14	In Kanjur Housing Society 40'×20' wide roads.
15	At Dadar Colony, Bhandup.
16	Improvement of Private Streets in Dandle Colony (17' wide).

## APPENDIX A-5.

Statement showing the works carried out under village amenities funds during the year 1961-1962:—

Serial No.	Name of the work.	Length in yds.	Area in Sq. Yds.	Estimated cost.
1	2	3	4	5
<b>'H' and 'K' Wards.</b>				
1	Concreting two bye lanes in Mala Village 'H' Ward Bandra ...	66.66	222.22	2,340.00
2	Concreting bye lanes and improving Main road at Boran Village.	333.33	666.66	10,714.00
3	Construction of C. C. passage at Sindharth Nagar, Vakola, Santacruz.	400.00	666.66	9,888.00
4	Asphalting the approach Road from Yari Road to the newly constructed conservancy staff quarters at Versova Village, Andheri.	...	200.00	800.00
5	Cement concrete passages in Baman Wadi, Vileparle	...	400.00	800.00
6	Cement concrete passages in Marol Village Andheri	...	603.00	1,182.00
<b>'L,' 'M' and 'N' Wards.</b>				
7	Proposed open channelled drain for existing passages at Trombay Village	2,490.00	...	26,174.00
8	Proposed open channelled drain in Mankhurd Village, Chembur	590.00	...	4,382.00
9	Providing open cement concrete drain for the passages in Marol Village	585.00	...	13,481.00
10	Providing open cement concrete drain in Gavanpada Village...	825.00	...	16,584.00
11	Providing cement concrete passages and drains covering the same with R.C.C. dhapas in Nawpada Village	320.00	760.00	20,768.00
12	Concreting c.c. passages and providing drains with R. C. C. dhapas at Kasaiwada, Kurla	567.00	1,300.00	60,550.00
13	Raising level of Hall Road and providing side drains at Hall Village	267.00	1,125.00	32,465.00
14	Concreting passages in Vikhroli Village	117.00	195.00	4,000.00

## APPENDIX A-6.

Statement showing the number of Aqua Privy Blocks and Urinal Blocks constructed or under construction during the year 1961-1962 :-

Serial No.	Name of the work.
<b>'H' and 'K' Wards.</b>	
1	Construction of 8 seated Aqua Privies at Ashok Nagar, Vakola.
2	Construction of 4 seated Aqua Privies on S. No. 147 at Vileparle.
<b>'L', 'M' and 'N' Wards.</b>	
3	Construction of 2 seated Aqua Privy Block in Kasaiwada, Burial Ground Kurla.
4	Construction of 4 seated Water Closet Block in flushing type at Afodwalla Lane, Kurla.
5	Construction of 2 seated Urinal Block at B.A. Road, near Garden, Kurla.
6	Construction 4 seated Aqua Privy Block in Kasaiwada Burial ground Kurla.
7	Construction of 4 seated Urinal Block at Station Road near Municipal Garden 10th Road.
8	Conversion of 6 seated Basket Privy Block into flushing type near Masjid at Bombay Agra Road, Kurla.
9	Conversion of 11 seated Basket Privy Block into flushing type at Bombay Agra Road, Kurla.
10	Construction of 4 seated Urinal Block at B. A. Road on Sanghani Plot, Ghatkopar.

## APPENDIX A-7.

Statement showing the number of Tenements constructed during the year 1961-1962 :-

Ward.	No. of one room tenements.	No. of two rooms tenements.	No. of three rooms tenements.	No. of larger tenements usually known as flats.	Total.
H—Ward	180	194	618	372	1,364
K—Ward	195	136	...	239	570
L—Ward	20	33	180	37	270
M—Ward	32	390	108	21	551
M/S—Ward	310	430	167	123	1,030
M/N—Ward	126	74	28	18	240

## APPENDIX A-8.

Statement showing the No. of Court Proceedings against the house owners in Suburbs, under different sections of the B. M. C. Act during the year 1961-62 with the result of the proceedings in the court.

Section of the Act.	No. of proceedings launched during the year & those pending from the last year.	No. of cases with-drawn or complied with.	No. of cases in which parties were acquitted.	No. of cases postponed.	No. of cases in which parties were convicted.	Amount of fine.
1	2	3	4	5	6	7
'H' and 'K' ards.						
251	1	...	...	...	1	20.00
232	3	...	...	...	3	22.00
248 (1) (a)	12	...	...	12	...	00.00
257 (1) (a)/472	2	...	...	...	2	40.00
257 (1) (a)	223	4	1	61	157	980.00
258 (a)	1	...	1	...	...	...
305	36	...	12	19	5	30.00
329	1	...	...	...	1	5.00
342	2	...	...	2	...	...
347A	8	...	3	2	3	13.00
347B/472	1	...	...	...	1	15.00
353	52	...	...	6	46	233.00
353/472	11	...	...	5	6	430.00
353A	391	6	4	129	252	4,873.00
354	380	36	13	103	228	1,010.00
354/472	36	8	...	11	17	150.00
377(1)	1	...	1	...	...	...
377A (1)	105	14	1	15	75	330.00
377A (1)/472	1	...	...	...	1	3.00
381	107	21	2	43	41	150.00
381/472	4	...	...	4	...	...
381 (1) (ii)	1	...	...	...	1	5.00
383	4	...	...	1	3	5.00
507 (3)	2	...	...	...	2	2.00
'L,' 'M' and 'N' Wards.						
354	213	30	...	57	121	589.00
377A (1)	115	23	...	19	77	281.00
232	55	5	...	12	41	185.00
353	16	...	...	4	9	350.00
347B	6	...	...	3	2	15.00
353A	225	7	1	70	183	1,900.00
257 (1)	45	23	...	18	21	55.00
381	102	19	...	42	56	204.00
258 (d)	6	...	...	4	2	...
248 (1) (a)	67	...	...	15	5	65.00
258 (a)	1	...	...	1	...	...
342/347	1	...	...	1	...	...
308 (2)	2	...	...	...	2	4.00
329	2	...	...	...	2	10.00
249	1	...	...	1	...	...
12/13 of T. P. Act	1	...	...	...	...	...

## APPENDIX A-9.

Statement showing the roads on which regular lines under section 297(f)(a) of the Bombay Municipal Corporation Act were prescribed during 1961-62.

Serial No.	Ward.	Name of the Lane.	Plan No.	Proposed width.	Remarks.	
1	K	Road joining from Kevni Level Crossing to 25' Road of K. G. Society at Mogra	SES/K/29 of 60-61	30'		
2	N	Jayantilal Vasinav Road	SES/ZI/169	Do.	60'	Sanctioned.
3	N	Sanitorium Lane	SES/ZI/170	Do.	25'	Do.
4	N	Derasar Lane	SES/ZI/207	Do.	30'	Do.
5	N	Praneshwar Lane	SES/ZI/207	Do.	25'	Do.
6	N	Arbanji Lane	SES/ZI/207	Do.	25'	Do.
7	N	Khimji Lane	SES/ZI/207	Do.	25'	Do.
8	N	Laxminarayan Lane	SES/ZI/207	Do.	25'	Do.
9	N	Gopal Lane	OS/S/ZI/136 61-62	25'	Proposed.	
10	N	Karani Lane	OS/S/ZI/136	Do.	36'	Do.
11	N	Oghadbai Lane	OS/S/ZI/132	Do.	25'	Do.
12	N	Anandji Lane	OS/ /ZI/132	Do.	25'	Do.
13	N	Naoraji Lane	OS/S/ZI/126	Do.	44'	Do.
14	N	Dayalal M. Lane	OS/S/ZI/1261/	Do.	44'	Do.
15	N	Kanjur Village Road	OS/S/ZI/86	Do.	56'	Do.
16	L	Saki Vihar Road from Powai Gate upto 1st culvert from Vihar Lake.	OS/S/ZI/127	Do.	70'	Do.
17	M	Deonar Village Road	OS/S/ZI/87	Do.	44'	Do.



## APPENDIX A-10.

Statement showing the details as regards the proposals for the Commencement Certificate disposed of under Section 29 of the Bombay Town Planning Act 1954:—

Town Planning Scheme No.	No. of proposals received.	No. of proposals approved.
Bandra No. II	3	2
Bandra No. III	195	106
Bandra No. VI	5	8
Santacruz No. I	16	5
Santacruz No. II	52	19
Santacruz No. III	25	6
Santacruz No. IV	24	19
Vileparle No. I	16	7
Vileparle No. II	63	26
Vileparle No. III	27	11
Vileparle No. IV-IVA	5	2
Vileparle No. V	5	6
Vileparle No. VI	15	8
Andheri No. I	8	2
Andheri No. II	16	6
Andheri No. VI	10	4
Ghatkopar No. I	...	...
Ghatkopar No. II	6	15
Total ...	537	252

## APPENDIX B-1.

List of vehicles working in the Suburbs .

Type of vehicles.	No. of vehicles.
(1) Cesspool lorries	49
(2) Scammel Mech. Horse	15
(3) Scammel Mech. Trailers	15
(4) Pick-ups	25
(5) Leylands	11
(6) Refuse Lorries	20
(7) N. S. Trailers	68
(8) Refuse Trailers	2
(9) Dog-Vans	2
(10) Meat Vans	3
(11) Encroachment Van	1
(12) Cash Van	2
(13) A.E.'s lorries	6
(14) Mobile Dispensary Van	1
(15) Ambulances	5
(16) I.O's Vans	10
(17) School Buses	2
(18) A. P. R.O's Van	1
(19) Dy. A and C. (Sub)'s Van	1
Total ...	239

## APPENDIX No. B-2.

Statement showing the lengths of different categories of sewers laid during the year 1961-62 and prior.

Drainage District No. and period.	Length and size of the sewer laid.												
	9"	12"	15"	18"	21"	24"	27"	30"	33"	36"	39"	42"	48"
Drainage Dis- trict I, II & III upto 31-3-61	2,54,384'	59,765'	19,894'	15,052'	2,205'	16,485'	2,352'	2,902'	3,175'	2,652'	760'	9,002'	4,500'
Drainage Dis- trict I and II upto 31-3-62:	23,632'	2,956'	...	800'	280'	...	...	...	...	...	...	...	2,000'
Drainage Dis- trict III upto 31- 3-1962.	7,311'	3,032'	...	1,992'	542'	1,519'	...	...	...	...	...	...	...
Grand Total	2,90,327'	65,803'	19,894'	17,844'	3,027'	18,004'	2,352'	2,902'	3,175'	2,662'	760'	9,002'	6,500'

## APPENDIX No. C-1.

*Extent of roads, footpaths and open spaces and periodicity of their sweepings.*

Ward.	Twice daily Sq. Yds.	Once daily Sq. Yds.	Twice a week Sq. Yds.	Once a week Sq. Yds.	Occasionally Sq. Yds.	Total Sq. Yds.
H	92,518	5,56,464	9,40,396	1,85,365	76,175	15,89,378
K	1,89,277	10,94,416	2,59,750	...	...	18,04,983
L	1,94,221	1,35,941	...	...	...	3,30,162
M	2,61,636	92,767	2,51,874	...	...	6,06,277
N	1,43,042	24,373	62,246	...	...	2,29,661
	8,80,694	19,03,961	15,14,266	1,85,365	76,175	45,60,461

## APPENDIX No. C-2.

*No. of Municipal refuse bins and non-authorized dumping places in each ward.*

Ward.	No. of Municipal refuse bins.	No. of non-authorized dumping places existing.	The periodicity of Attendance.		
			Once daily.	Alternate day.	Bi-weekly.
H	212	10	192	14	16
K	294	18	134	162	16
L	77	...	77	...	...
M	185	6	46	79	66
N	103	...	61	42	...
	871	34	510	297	98

## APPENDIX No. C-3.

*Statement showing the disposal of refuse by different methods.*

Ward.	Reclamation of Municipal lands Tons.	Reclamation of Pvt. Lands. Tons.	Trenching Tons.	Incineration. Tons.	Total Tons.
H	19,960	36	...	...	19,996
K	22,840	...	...	...	22,840
L	11,214	1,734	...	...	12,948
M	7,428	...	...	...	7,428
N	9,520	84	...	...	9,604
Total	70,962	1,854	...	...	72,816

## APPENDIX No. C-4.

*Extent of drains Ward by Ward, cleaned by the Conservancy Branch.*

Ward.	Roadside sullage drains in sq. Yds.
H	29,600
K	35,290
L	71,973
M	67,206
N	33,230
Total	2,37,299

## APPENDIX No. C-5.

*Particulars of Basket Privies in each Ward.*

Ward.	No. of basket privies as on 1-4-1961.	No. of basket privies added during the year.	No. of basket privies demolished or converted during the year.	Total No. of privies on 31st March 1962.
H	1,653	...	50	1,603
K	3,898	4	376	3,526
L	1,814	...	59	1,755
M	582	...	8	574
N	1,103	...	80	1,023
Total	9,050	4	573	8,481

## APPENDIX No. C-6.

Public Sanitary conveniences in each ward as on 31st March 1962.

Ward.	Water Closets		No. of Aqua privies		No of basket privies		Urinals	
	Blocks.	Seats.	Blocks.	Seats.	Blocks.	Seats.	Blocks.	Seats.
H	8	42	4	37	2	12	6	20
K	1	4	10	58	...	...	...	...
L	10	56	8	42	2	12	4	14
M	...	...	7	50	...	...	3	12
N	...	...	5	36	...	...	10	35
Total	19	102	34	223	4	24	23	81

## APPENDIX No. C-7.

Statement showing the Night soil removed from latrines.

Ward.	Night soil removed per day in gallons.	Night soil removed during the year in gallons.	REMARKS.
H	...	713	2,60,245
K	...	2,730	10,19,345
L	...	1,700	4,38,000
M	...	290	1,05,850
N	...	1,137	4,15,005
Total	...	6,579	22,38,445

## APPENDIX No. C-8.

Statement showing the number of cesspools and their capacities ward-wise.

Ward.	No. of cesspools as on 1-4-1961.	No. added during the year.	No. demolish- ed or discon- tinued during the year.	Total.	Capacity in gallons.	Amount of cesspool con- tents removed during the year. Gallons.
H	688	...	5	683	1,86,800	11,54,460
K	1,617	1	237	1,381	5,52,905	88,59,000
L	637	...	41	596	2,68,455	60,75,400
M	122	...	2	120	14,195	1,70,240
N	287	...	25	262	1,60,904	53,48,200
Total	3,351	1	310	3,042	11,83,259	2,16,07,300

## APPENDIX No. C-9.

Dogs destruction and Dog Licensing.

Ward.	No. of dogs caught and destroy- ed from 1-4-1961 to 31-3-1962.	No. of dogs licensed.
H	2,577	1,133
K	2,305	572
L	1,145	143
M	1,219	155
N	1,310	170
Total	8,556	2,173

## APPENDIX No. C-10

Statement showing the Anti Rat work done during the year.

Ward.	No. of rats caught alive.	No. of dead rats collected.	No. of complaints received and attended to.	REMARKS.
H	6,035	...	400	Anti Rat work trans- ferred to A. I. O. (Suburbs) from 1-7-1961.
K	...	...	...	
L	2,384	...	80	
M	507	...	42	
N	1,323	...	260	
Total	10,249	...	782	

## APPENDIX No. C-11.

Statement showing the number of carcasses removed by the Municipal Agency and the number of carcasses disposed of at the disposal ground.

Ward.	Animals removed by Municipal agency.		Total No. of carcasses brought to the disposal ground by the contractors and by the private agencies.		
	Big.	Small.	Big.	Small.	Total.
H ...	1	18	...	...	...
K ...	...	1	...	...	...
L ...	1	...	...	...	...
M ...	...	...	1,554	9,845	11,399
N ...	...	...	...	...	...
Total ...	2	19	1,554	9,845	11,399

## APPENDIX No. C-12

Statement showing the amount earned by Conservancy Branch through different schemes

	Rs.	nP.
(1) Conservancy Special Service	...	92,171.00
(2) Sale of rights in respect of carcasses and lease of lands, etc.	...	8,500.00
(3) Sale of manure and other minor receipts	...	48.00
(4) Removal of carcasses, sale of refuse, etc. fees	...	20,345.00
(5) Rent of Buildings and lands	...	3,251.00
(6) Veterinary Dispensary fees	...	4,399.00
(7) Tax on dogs.	...	11,335.00
Total	...	1,40,049.00

## APPENDIX No. C-13.

## Veterinary Services.

Year.	Period		No. of animals cases treated.	No. of birds treated.	Inoculations, done.
	From.	To			
1961-62	1-4-1961.	31-3-1962.	2,300	410	149

## APPENDIX No. C-14.

## No of cases filed in Courts.

Ward.	Cases filed in the court under Sec. 372(c) of B. M. C. Act.		No. of cases under Sec. 115(a) of B.C.P. Act.	No of actions taken under Sec. 368 of the B. M. C. Act for provision of dustbins of approved type for collection of house-hold refuse.
	Throwing Refuse.	Urinating.		
H ...	56	...	59	3
K ...	203	66	...	3
L ...	65	...	...	...
M ...	9	...	5	3
N ...	...	...	...	...
Total ;	333	66	64	9

# CITY ENGINEER'S DEPARTMENT

## EXTENDED SUBURBS.

(1) Shri D. S. Thakur B.E. (Civil), M.I.E. held the post of the Deputy City Engineer (Suburbs and Extended Suburbs) during the year, except for the period from 16-10-1961 to 15-11-1961, when he acted as City Engineer. During this period Shri P. J. Darukhanawala B. E. (Civil), A.M.I.E. Executive Engineer (Suburbs) Zone I looked after the work of the Deputy City Engineer (Suburbs and Extended Suburbs).

There was no occasion during the year under report to invoke the provisions of the Bombay Municipal Servants Act 1890.

### A.—UPKEEP, MAINTENANCE AND REPAIRS OF MUNICIPAL PROPERTIES.

(2) An amount of Rs. 16,487 was spent during the year on normal repairs and monsoon works on 37 out of 63 Municipal buildings in the Extended Suburbs. The repairs works were carried out either departmentally or through Petty Works contractors. The expenditure in respect of New Works, Special Repairs, etc., carried out either departmentally or through Petty Works Contractors amounted to Rs. 20,624.

#### Roads.

(3) (i) The total mileage of roads in Extended Suburbs in P, R and T wards is about 72 miles comprising of 3 miles of Waterbound roads, 62 miles in bituminous roads 4 miles of concrete roads and 3 miles of unmetalled roads. Normal repairs to roads and trenches were carried out during the year at a total cost of Rs. 5,65,637. Some of the water bound roads were also asphalted during the year as shown in Appendix A-I.

(ii) *Footpaths*.—No footpaths were constructed during the year.

(iii) *Street name boards*.—Rs. 1,700 were spent on fixing new name boards and on repairs to the existing boards in P, R and T wards.

#### Street lighting.

(4) The Appendix A-2 shows the number of lights, wattage and total expenditure on lighting in the Extended Suburbs during the year under report. The number of lights increased from 2,159 to 2,467 during the year and the yearly expenditure increased from Rs. 1,75,082 to Rs. 2,25,183. Most of the public streets in the Extended Suburbs area are at present lighted with electricity. Messrs Bombay Suburban Electric Supply Ltd. has been entrusted with the work of public lighting in entire Extended Suburbs, except in Mulund where Messrs Thana Electric Supply Co. is operating.

#### Sewers and drains.

(5) The work of cleaning open gutters was attended to and the total Silt removed during the year was 4,93,385 Cft.

#### Miscellaneous Ferry service.

The Ferry services running between Marve and Manori and Borivli and Corai continued to be operated through private contractors. The total receipts during the year amounted to Rs. 4,650.

### B.—CONSTRUCTION WORKS UNDER LOAN AND NEW WORKS PROGRAMME.

(7) (a) The detailed information regarding the works provided under Loan Works and Revenue Budget "F" completed during the year is given in appendices A-3 and A-4.

(b) *Improvement of private streets* :—With the sanction of the Standing Committee, notices under Section 305 of the Bombay Municipal Corporation Act were served on the frontagers of the private streets mentioned in appendix and action was in progress.

(c) *Village Amenities*.—The works carried out under the "Village Amenities Fund" Consisted mainly of providing approach roads to different villages and improvements of passages by either asphaltting or concreting as shown in Appendix A-6.

### C.—INSPECTION AND SUPERVISION OF PRIVATE BUILDINGS.

(8) 967 applications were received for the erection of new buildings and additions and alterations to existing buildings out of which 663 were under Section 337 and 304 under Section 342 of the Bombay Municipal Corporation Act. Besides 323 amended plans were received during the year. The total number of new building works carried out (including those wherein additions and alterations were made) by private enterprise were 227 during the year out of these, 186 were residential and the remaining 41 were non-residential. The total buildings constructed by Co-operative Housing Societies and by the Employers for their employees were 1 and 3 respectively. Appendix A-7 shows the number of different types of tenements constructed during the year under report. 251 building completion certificates were disposed of after inspection on site and 145 buildings were sanctioned for occupation.

(9) During the year sanction of the Standing Committee for the removal of unauthorised structures was obtained in 178 cases. In addition, 156 cases of the previous year were pending disposal. Unauthorised works in 74 cases were removed by the parties themselves while in 68 cases the works were removed departmentally.

(10) Complaints from the public—2274 complaints were received from the public during the year. All these were investigated and remedial measures taken. In 1766 cases action was under progress.

(11) Notices issued—1923 notices as shown in Appendix A-8 were issued under different Sections of the Bombay Municipal Corporation Act out of which 346 were complied with while action in 1577 cases were still pending. 1120 Prosecutions were launched against the house owners for non-compliance with Municipal Requisitions. The results of the Proceedings are given in Appendix A-9.

(12) Building collapses—12 Buildings or portions thereof collapsed during the year and as a result 1 person was injured and 1 killed. The total number of tenants dishoused was 9.

(13) Setback lands added to Public Roads—No setback lands were added to the roads during the year.

#### D.—TOWN PLANNING SCHEMES IN EXTENDED SUBURBS.

(14) The progress made in respect of the 3 T. P. Schemes in the areas of Extended Suburbs is as follows :—

(15) *T. P. S. Borivli No. I (Varied)*:—The draft scheme as finally approved by the Corporation was forwarded to Govt. for sanction. The Govt. sanctioned the Draft Scheme and appointed Shri B. T. Talim Asstt. Consulting Surveyor to Govt. as T. P. Officer for the said Draft Scheme. Arbitration proceedings had not been commenced.

(16) *T. P. S. Borivli No. II (Varied)*:—As the draft Scheme could not be published within the statutory time limit, the Scheme became time-barred. However, at the request of the Municipal Commissioner the State Govt. authorised the Collector, Bombay and B. S. D. to make and publish the Draft Scheme before 31-3-1962. Accordingly, the Draft Scheme was published by the Collector, Bombay and B. S. D. on 1-3-1962 and the objections and suggestions received were under scrutiny.

(17) *Town Planning Scheme Malad No I (Varied)*:—The tentative draft scheme was explained to the owners of plots and after considering the objections and suggestions received, the draft Scheme was forwarded to the Consulting Surveyor to the Govt. of Maharashtra for his advice.

(18) *Commencement Certificates*.—44 applications were received for issue of the Commencement Certificates under Sec. 29 of the Bombay Town Planning Act of 1954, out of which 18 applications were approved as detailed in Appendix 'A'-10.

(19) *Layouts*.—11 proposals for layouts of lands under section 302 of the Bombay Municipal Corporation Act were received out of which 5 proposals were sanctioned with the approval of the Standing Committee under Section 303 of the Bombay Municipal Corporation Act.

*Sub-Division and Amalgamations*.—26 proposals were received out of which 19 have been approved.

#### E.—FACTORY SECTION.

(20) 311 applications were received by this Section during the year for the establishment of new factories, for 'No Objection Certificates', for construction works and for transfers, etc., out of which 174 applications were disposed of and the rest remained undisposed of for want of proper and complete information. 80 new permits were granted for factories after completion and scrutiny.

During the year 116 prosecutions were launched. Out of these 86 were decided and the parties were convicted. The remaining cases are still pending before the Court. The total amount of fine recovered was Rs. 517.00 and the total number of complaints received was 170.

#### F.—TRANSPORT SECTION.

(21) This branch attends to the work of repairs and maintenance both major and minor, or refuse and cesspool vehicles and vehicles of other municipal departments in Extended Suburbs.

The Extended Suburban Municipal fleet of vehicles consisted of 78 vehicles as per details in Appendix B.

*Special Activity*.—Three pick-ups were purchased during the year under report.

#### G.—MECHANICAL BRANCH.

(22) The following electrification works were carried out departmentally in the Extended Suburbs and a total cost of Rs. 34,920.

A.—(1) Mulund Market—Vegetable and Fruit Section.

(2) Harijan Quarters Kandivali, 36 Tenements.

(3) Kandivli School, Akurli Road (East).

(4) Municipal Gujrati School at Kandivli.

(5) Electric wiring for domestic use at Malad Maternity Home.

(6) Ceiling Fans at Borivali Market and table fan at Goregaon Market.

(7) Ceiling Fan 'P' Ward Goregaon, Office of the Senior Overseer.

B.—The following work costing Rs. 9,476 was in progress.

(1) School Building at Dattapada Road, Borivali.

Besides, 22 electrical maintenance jobs were also executed at a cost of Rs. 1,760 during the year.

### H—PLANNING BRANCH

(23). This Branch is in charge of Assistant Engineer Planning and Senior Architectural Assistant (Suburbs). The work of preparation of plans, estimates and designs of architectural and Engineering projects such as Hospitals, Maternity Homes, Markets Roads and footpaths, S. W. Drains, Bridges and Culverts, Schools etc., done during the year is detailed below :—

Serial No.	Proposals for	No. of proposals.	Total cost. Rs.
1	Hospitals	3	16,38,643
2	Markets	2	2,71,899
3	Roads and Footpaths	12	1,03,45,618
4	S. W. Drains	7	19,94,445
5	Bridges and Culverts	11	22,97,536
6	Schools	3	6,88,218
7	Miscellaneous	6	66,870
		44	1,73,03,229

In addition to the above, plans, estimates and type designs were prepared for Public Sanitary Conveniences. During the year 71 plans were prepared and 997 prints were taken out for works pertaining to Extended Suburbs.

#### I—Works under Sewerage Scheme

(24). During the year under report detailed estimates for the following works have been prepared :—

	Rs.
(1) Sewers in the remaining area of Malad West	38,92,721
(2) Sewers in the remaining area of Malad East	13,55,478

(25). The negotiations for the acquisition of land required for Pumping Stations at Malad and Mulund were in progress during the year.

#### J—CONSERVANCY BRANCH

(26). This Branch was in charge of A. H. S. (Range—B). The main services of Conservancy Branch consisted of the following :—

- (1) Cleansing of roads and open channel drains.
- (2) Collection, removal and disposal of town refuse.
- (3) Collection, removal and disposal of nightsoil and cesspool contents.
- (4) Dog Licensing.
- (5) Rat destruction.
- (6) Removal of Carcasses.
- (7) Labour Welfare.

During the year under review, the rat destruction work was transferred to the Health Department.

(27). *Cleansing of roads and open channel drains.*—The extent of roads and the periodicity of their sweepings is shown in Appendix C-1. Total surface area of 11,85,874 Sq. Yds. was swept.

#### Collection removal, and disposal of Town Refuse

(28.) (a) *Collection.*—House hold refuse and sweepings from roads were collected at Municipal dustbins at convenient places. There were in all 375 dustbins and 57 unauthorised dumping places as shown in Appendix C-2, which also shows the frequency of the removal of refuse.

(b) *Removal.*—The details of the quantity of refuse removed from the dustbins, is shown in Appendix C-3.

#### Collection, removal and disposal of nightsoil

(29). (a) *Collection and removal.*—There were 5,185 privies on basket system on 1st April 1961, whereas on 31st March 1962, the number decreased to 51,09. This was due to the conversion of the basket privies into water closets or aqua privies. The details of privies of basket system are shown in Appendix C-4.

No new public sanitary conveniences were constructed during the year under review and the existing 1 six-seated public latrine of basket system was maintained.

4,278 gallons of night soil was removed daily from the latrines and a total of 14,55,750 gallons of nightsoil was removed during the year as shown in Appendix C-5.

(b) *Cesspool clearance.*—The number of cesspools existing during the year and cesspool contents removed during the year under review, is shown in Appendix C-6.

(c) *Disposal of nightsoil and cesspool contents.*—The nightsoil and cesspool contents were disposed of at the following depots :—

- (1) Nightsoil Depot at Borivli.
- (2) Nightsoil Depot at Oshivra.
- (3) Versova Purification Plant.

30. The special services on payment were continued as under :—

- (1) Cleansing and removal of effluent from septic tanks.
- (2) Removal of nightsoil from the Engineering Stores Depot at Kandivli.
- (3) Internal cleansing of privies.
- (4) Removal of trade refuse from some markets and trade concerns.

(31). *Dog Licensing.*—4,228 Dogs were caught and sent to the Mahalaxmi Dog Kennels for destruction and 313 licenses were issued as per details shown in Appendix C-7.

(5) *Rat Destruction.*—During the year under review, the rat destruction work was transferred to the Health Department.

(32). *Removal and disposal of carcasses.*—The work of the removal and disposal of carcasses was being done by some private contractors. The details of the carcasses removed through Municipal van, are shown in Appendix C-8.

#### Labour Welfare.

(33). *Housing accommodation for labour staff.*—During the year under review additional 60 tenements were constructed at Malad and 36 tenements at Goregaon.

(34). Action for committing nuisance on public roads and to provide dustbins for household refuse was taken during the year. The details of the cases filed in the Court are given in Appendix C-9.

(35). *Items of Income.*—The total income earned through the Conservancy Branch during the year under review was Rs. 19,841. The different sources of income are given as per details shown in Appendix C-10.



## APPENDIX A-I.

Statement showing the water bound roads asphalted during the year 1961-62 in P, R and T Wards:—

Serial No.	Name of the work.	Length in Ft.	Length in Mile.	Cost, Rs.	
1	Construction of Shimpoli road (remaining length) from Kora Kendra to Shimpoli Village at Borivli ...	1,616	0.3	12,000.00	
2	Construction of Chikenwalla Lane at Borivli ...	825	0.15	6,000.00	
3	Construction of Maharwada road at Borivli ...	1,274	0.23	4,500.00	
4	Construction of roads Nos. 4, 8, 9, 17, 6, 18, 19, 20, Government Housing Colony at Goregaon ...	4,880	0.92	56,386.00	
5	Construction of Jawahar Nagar roads Nos. 4, 5, 10 and 12 ...	1,370 580 845 870	0.26 0.11 0.15 0.15	19,430.00	
6	Construction of X Road from Dattapada road to Chandpuria Niwas, Borivli ...	615	0.11		6,495.00
7	Asphalting of roads in Pushpa Park, Malad ...	1,529	0.30		38,397.00
8	Construction of Mahadeobhai Desai Road at Kandivli ...	537	0.10		4,000.00
9	Construction of remaining length of road No. I and Road No. II, Jawahar Nagar, Goregaon ...	1,700	0.31	17,992.00	
10	Construction of road near Harijan quarters at Jayprakash Nagar, Goregaon ...	1,213	0.30	11,787.00	
11	Construction of Govind Nagar road from G. B. Road to level crossing ...	792	0.13	8,752.00	
Total ...				1,85,739.00	

## APPENDIX A-2.

Statement showing the street lights provided in P, R and T Wards:—

Ward.	Wattage,	No. of lights,	Expenditure incurred during 1961-62.
			Rs.
P	25	25	99,125.00
	40	139	
	60	679	
	100	29	
	125 H.P. M.V.	57	
	150	91	
Total ...		1,020	99,125.00
R	25	...	1,04,652.00
	40	...	
	60	778	
	100	4	
	125	122	
	150	146	
Total ...		1,060	1,04,652.00
T	25	...	21,406.00
	40	257	
	60	12	
	100	3	
	125	—	
	250	2	
	300	63	
Total.		337	21,406.00
Grand Total ...		2,407	2,25,183.00

## APPENDIX A-3.

Statement showing the works which were completed under Loan Works programme during 1961-62 :—

Serial No.	Name of the work.	Estimated Cost.
		Rs.
1	Construction of Ram Mandir Road, Goregaon	92,331.00
2	Asphalting of road north of Mandpeshwar road leading to Vallabh Nagar bus Stand at Borivli	35,900.00
3	Improving and widening of Mandpeshwar road at Borivli	1,73,618.00
4	Construction of two storeyed (18 class rooms) Municipal School at Akurli road, Kandivli, East	3,56,756.00
5	Construction of the I. B. Patel Municipal Primary School, Goregaon	7,34,788.00
6	Widening of bridge on nallah along G. B. Road, Malad	55,340.00
7	Construction of Municipal Primary School building at Dattapada, Borivli	2,01,954.00
8	Improving and widening G. B. Road from Goraswadi to Borivli railway crossing	3,56,799.00
9	Sarojini Naidu Road (T Ward)	13,000.00
10	Ganesh Gavde Road (T Ward)	17,200.00
11	Dr. Ambedkar Road (Part) (T Ward)	20,000.00
		20,57,686.00

## APPENDIX A-4.

Statement showing the works which were completed under Revenue works programme during the year 1961-62 :—

Serial No.	Name of the work.	Cost.
		Rs. nP.
1	Construction of Bandongri road, Malad, East	16,000.00
2	Construction of Dattapada lane No. 2, Borivli	4,000.00
3	Construction of Dattapada X lane No. 3 road in front of Dattapada school building, Borivli	2,500.00
4	Construction of Mamlatdarwadi X lane road No. 1, Malad, West	8,500.00
5	Construction of Mamlatdarwadi X road No. 2, north (Desai road), Malad	3,800.00
6	Do. Do. road No. 3, north (Desai road), Malad	11,000.00
7	Construction of Adarsha Colony road (West), (i) Ramchandra lane, Malad	3,500.00
8	Do. Do. road A, Malad	3,600.00
9	Do. Do. road C, Malad	3,600.00
10	Do. Do. road F, and G, Malad	5,317.00
11	Do. Do. road B, Malad	3,600.00
12	Do. Do. road E, Malad	8,800.00
13	Construction of Mamlatdarwadi road No. 2, north, Malad	9,000.00
14	Construction of Mamlatdar Wadi road No. 3, north, Malad	6,400.00
15	Makranipada road, Malad, East	9,949.00
16	Gandhi Lane, Malad, East	2,956.00
17	Turelpakhadi road, Malad	3,440.00
18	Road joining Mahatma Gandhi road and Mathuradas road, Kandivli	9,995.00
19	Ramchandra lane extension road	2,963.00
20	Adarsh Colony road H, Malad	3,386.00
21	Asphalting extension of M. G. Road, Goregaon	3,922.00
22	Valji Ladhbai road, Mulund	6,000.00
23	Vithalbhai Patel road, Mulund	6,500.00
24	Mahatma Phule road, Mulund	7,000.00

## APPENDIX A-5.

Statement showing the private streets under action, under section No. 305, of the Bombay Municipal Corporation Act :—

Serial No.	Name of the Private Street.
1	Private street, Preubaug Road, Goregaon.
2	Akurli Foad off Akurli road, Kandivali.
3	Street off and on the south of the Akurli road and leading to Vaishnav Niwas, Kandivali.
4	Narayandas Joshi Cross land No. 2, Kandivali
5	Street Nos. 5.89, 590 and 591, Dattapada Kanheri Road, Borivali.
6	Khajuria Tank Road, Kandivali.
7	Modi Market lane (Narayandas Joshi X Road), Kandivali.
8	Govindrao Dalvi Road, Kandivali

## APPENDIX A-6.

Statement showing the works carried out in Extended Suburbs under "Village Amenities Fund" during the year 1961-62 :—

Serial No.	Name of the work.
1	Concreting passages in Kumbharwada Road
2	Concreting road under Bhandarwada
3	Concreting Fish Markets Lane
4	Concreting Mandir road near Mahant galli.
5	Concreting passage in the village Kandivali
6	Concreting passage in Erangal.
7	Concreting passage in Akse.
8	Concreting passage in Maloni.
9	Asphalting Nanepada Road. (T Ward).
10	Concreting passages in Gavanpada Village. (T Ward).

## APPENDIX A-7.

Statement showing the number of tenements constructed during the year 1961-62 :—

Total No. of tenements constructed.	Single Room	Double room	3 Room or more	Self-contained blocks.
859	560	162	75	62

## APPENDIX A-8.

Notices issued under different Sections of the Bombay Municipal Corporation Act during the year 1961-62 :—

Section.	Notices issued.	Notices complied with.	Notices pending.
232	360	113	247
248 (I) (a)	107	20	87
257 (I) (a)	203	65	138
258 (d)	6	Nil.	6
329	8	1	7
349	56	23	33
351	542	Nil.	542
354	169	30	139
354-A	102	Nil.	102
377-A (I)	124	32	92
377 (I)	24	3	21
381	174	45	129
383	2	Nil.	2
488	45	14	31
12 and 13 (Town Planning Act)	1	Nil.	1
Total ...	1,923	346	1,577

## APPENDIX A-9.

Statement showing the number of Court Proceedings against the house owners in Extended Suburbs under different Sections of the Bombay Municipal Corporation Act during the year 1961-62, with the results of the Proceedings in the Court :—

Court Cases filed.	Fine and convicted	Warned and discharged.	Acquitted.	Kept on dorment file.	Pending.
1,120	521	149	49	58	343

## APPENDIX A-10.

Statement showing the details as regards the proposals for the Commencement Certificate disposed under Section 29 of the Bombay Town Planning Act, 1954 :—

Town Planning Scheme No.	No. of proposals received,	No. of proposals approved.
Malad No. I	17	4
Borivli No. I	10	9
Borivli No. II	17	5
Total	44	18

## APPENDIX B.

List of vehicles working in the Extended Suburbs :—

Type of vehicles.	No. of vehicles.
(1) Cesspool lorries	27
(2) Pick Ups	6
(3) Refuse lorries	5
(4) N. S. Trailors	27
(5) Refuse Trailors	2
(6) Tractors	7
(7) Dog Van	1
(8) Cash Van	1
(9) Ambulance	2
Total	78

## APPENDIX C.1.

Extent of Roads, foot-paths and open spaces and periodicity of their sweepings in square yards :—

Ward.	Twice daily.	Once daily.	Twice a week.	Once a week.	Alternate day.	Occasionally.	Total.
	Sq. Yds.	Sq. Yd.					
P	23,897	2,27,253	15,613	31,941	47,662	...	6,06,366
R	81,496	1,80,920	9,461	60,144	...	5,000	3,37,021
T	77,235	75,272	28,454	7,682	...	53,844	2,42,487
Total	1,82,628	4,83,445	53,528	99,767	47,662	58,844	11,85,874

## APPENDIX C-2.

The number of authorised Municipal refuse bins and unauthorised (open spaces) dumping places in each ward :—

Ward.	No. of Municipal refuse bins.	No. of unauthorised places existing.	The periodicity of attendances,		
			Once daily.	Alternate day.	Bi-weekly.
P	147	47	103	86	5
R	153	8	114	47	...
T	75	2	55	22	...
Total	375	57	272	155	5

## APPENDIX C-3.

Statement showing the disposal of refuse by different methods :—

Ward.	Reclamation of Municipal lands.	Reclamation of private lands.	Incineration.	Trenching.
	Tons.	Tons.	Tons.	Tons.
P	7,896	...	...	...
R	10,080	...	...	...
T	9,860	140	...	...
Total	27,836	140	...	...

## APPENDIX—C-4.

*Particulars of Basket privies in each ward.*

Ward.	No. of basket privies as on 1-4-1961.	No. of basket privies added during the year.	No. of basket privies demolished or converted during the year.	Total No. of privies on 31-3-1962.
P ...	2,242	...	22	22,20
R ...	1,991	1	21	19,71
T ...	952	...	36	916
Total ...	5,185	1	79	5,107

## APPENDIX-5.

*Nightsoil removal from latrines.*

Ward.	Total quantity of nightsoil removed daily in gallons.	Total quantity of nightsoil removed during the year in gallons.
P ...	1,928	6,06,000
R ...	1,600	5,76,000
T ...	750	2,73,750
Total ...	4,278	14,55,750

## APPENDIX C-6.

*The number of cesspools cleared and their capacity wardwise.*

Ward.	No. of cesspools as on 1-4-61.	No. added during year.	No. demolished during the year.	Total capacity in gallons.	Amount of cess-pool contents, etc. removed during the year
P ...	965	...	7	3,56,632	3,35,4400
R ...	935	6	5	3,30,319	1,23,0720
T ...	271	...	3	79,000	29,4555
Total ...	965	6	15	7,65,951	48,79,675

## APPENDIX C-7.

*Dog Destruction and Dog Licensing.*

Ward.	No. of dogs caught and destroyed during the year.	No. of dogs licensed during the year.
P ...	2,275	155
R ...	1,490	119
T ...	463	39
Total ...	4,228	313

## APPENDIX C-8

The number of carcasses removed by municipal agency and the number of carcasses disposed of at the disposal ground.

Ward.	Animals removed by municipal agency.		Total No. of carcasses brought to the disposal ground by contractors and by private agency.	
	Big.	Small.	Big.	Small.
P ...	...	2	...	...
R ...	...	...	...	...
T ...	...	22	335	50

## APPENDIX C-9

Number of cases filed in the Courts.

Ward.	Cases filed in the Court under Sec. 372(c) of B. M. C. Act.		No. of actions taken under Sec. 368 of the P. M. C. Act, for provision of dust bins for household refuse.
	Throwing refuse.	Urinating.	
P ...	97	85	7
R ...	72	...	...
T ...	15	nil	...
Total ...	184	85	7

## APPENDIX C-10:

Amount of revenue collected during the period from 1-4-1961 to 31-3-1962 under different heads.

Ward.	Special Halalkhore service.	Dog Licensing.	Miscellaneous Receipts.
	Rs.	Rs.	Rs.
P ...	15,164	1,410	2,227
R ...	...	...	...
T ...	621	195	224
Total ...	15,785	1,605	2,451

# WATER WORKS (Suburbs)

## SECTION 'B'

(H, K, L, M and N Wards).

This report is arranged under the following heads:—

- I.—GENERAL.
- II.—DISTRIBUTION OF WATER SUPPLY IN THE SUBURBS.
- III.—MAINTENANCE WORKS.
- IV.—METERS.
- V.—CONSTRUCTION BRANCH.

### I.—GENERAL.

1. The Water Works Department in the Suburbs comprises of (a) Distribution and Maintenance Branch, Western Suburbs (H and K Wards), (b) Distribution and Maintenance Branch, Eastern Suburbs (L, M and N Wards and T Ward of the Extended Suburbs) (c) Construction Branch for Western Suburbs (H and K Wards) and (d) Construction Branch for Eastern Suburbs (L, M and N Wards) and T Wards of Extended Suburbs).

### II.—DISTRIBUTION OF WATER SUPPLY IN THE SUBURBS.

2. The Suburbs are supplied water by gravity through several tapping points on the trunk mains coming from the lakes. For Distribution purposes, the Suburbs are divided into two zones, viz., the Western and the Eastern Suburbs. The former derive their supply from the tapplings on the 57" West and East Tansa main between Marol and Bandra and the latter through tapplings on the 72" West Tansa Main, the Duct line, the 48" - 32" - 24" Vehar main and 48" Tansa Main.

3. Water is supplied through out the 24 hours, except to certain areas, like Bandra Hill, Palli Hill and part of Andheri East and West in the Western Suburbs and the area beyond Panjrapole Sion Trombay Road in the Eastern Suburbs which receive water for shorter periods. The hours of supply in these areas are shown in Appendix 'I'.

4. 59,591.32 Mega Litres (13,125.80 M. G.) of water was supplied to the Suburban areas during the year as per details given below:—

#### Consumption of Water.

Particulars.	Eastern Suburbs.		Western Suburbs.		Total.	
	In Mega Litres.	In Million Gallons	In Mega Litres.	In Million Gallons	In Mega Litres.	In Million Gallons
(a) Domestic, Government properties, metered, stand pipes, benevolent Institutions etc. (Metered).	13,742.00	3,026.87	13,999.00	3,083.48	27,741.00	6,110.35
(b) Non-Domestic (Metered) ...	9,639.00	2,123.12	5,998.00	1,321.14	15,637.00	3,444.27
(c) Squatters Colonies at Jogeshwari & Mankhurd (Unmetered).	118.00	25.99	512.00	112.77	630.00	138.76
(d) Free Stand Pipes (Unmetered) ...	271.00	59.69	900.00	198.23	1,171.00	257.93
(e) Municipal Properties including gardens etc. (unmetered).	2,969.15	653.99	2,100.00	462.55	5,069.15	1,116.55
(f) Municipal Construction (unmetered).	128.05	28.20	300.00	66.07	428.05	94.26
(g) Westage and unaccountable losses.	4,712.12	1,037.91	4,203.00	925.77	8,915.12	1,963.68
Total ...	31,579.32	6,955.77	28,012.00	6,170.01	59,591.32	13,125.80

5. The particulars of the connections made during the year are given under Appendix 'II'. The total number of new metered connections granted was 1,436 as against 1,601 granted last year. The total number of connections at the end of the year was 19,362.

Stand pipes at compounded rates were given in Villages included in List II of Schedule FF of the Bombay Municipal Corporation Act, when the inhabitants came forward with such requests. Metered stand pipes were also given for group of not less than 20 persons. During the year 23 such stand pipes were given. The total number of stand pipes in the Suburbs was 491 of which 139 were for gratuitous use of public and the remaining were on payment.

6. The number of short supply complaints received and attended to during the year was 6,791. In many cases, the complaints were due to inadequate sizes of connections, absence of connections and manipulation of supply by the Landlords. Even though the municipal mains are extended in the Suburbs, still several properties are without water supply. 91 notices under Section 271(2) of the Bombay Municipal Corporation Act were issued and in 22 cases the Landlords complied with requisitions of the notices.

7. 945 notices were issued for defective fittings chokes, in service pipes, unauthorized works etc., and in 245 cases, as the owners failed to carry out the works within the notice period prosecutions were launched, resulting in 105 convictions and in 17 cases, the parties were warned and discharged. There were 5 Acquittals 3 cases were withdrawn and 115 cases were pending disposal at the end of the year. The amount of fines recovered was Rs. 1,112.

8. 6,404 disconnection orders were issued with the approval of the Standing Committee of which only in 499 cases the connections were cut off for non-payment of water dues and for other reasons which were subsequently restored after the Municipal dues were paid. The remaining disconnection orders were not executed, as the dues were paid by the parties concerned before the orders were executed. In addition to this, 153 disconnections were made because of defective fittings under Section 278(2) and 279(1) of the Bombay Municipal Corporation Act.

### III.—MAINTENANCE WORKS.

9. The Pumping Sets at Malla, Bandra Hill, Andheri, Jogeshwari and Chatla were maintained at a total cost of about Rs. 22,093. The hours of pumping at each of the above stations are shown in Appendix 'I'.

10. 240.03 miles of water mains of sizes varying from 2" to 36" were maintained during the year. There were 43 bursts as per details given under Appendix III. In addition a few heavy leaks were observed on the mains which were repaired promptly. 10,908 works pertaining to chokes in service pipes and repairs to communication pipes, fire hydrants, road boxes, etc., were attended to. The above works were carried out at a total cost of Rs. 1,23,076.

11. 139 public stand pipes and 61 wells were maintained during the year at a cost of Rs. 1,145. About 1,171 Mega Litres (257.92 M.G.) of water was supplied gratuitously to the public through these stand pipes.

12. The work of testing galvanised iron pipes and fittings such as couplings bends, tees, elbows, etc., brass and gun metal fittings such as stop taps, bib-taps etc., and water closets, cisterns were carried out during the year at the Water Works Office at Chhatkopar. The total number of such pipes and fittings tested was 51,234 and 2,61,494 respectively. The revenue collected from the testing of pipes, fittings, etc., sent by private parties amount to Rs. 61,794.

### IV.—METERS.

13. There is a Meter Workshop in the Suburbs at Chhatkopar where meters are tested, cleaned, overhauled and repaired. 3,765 municipal and private meters of different sizes were tested during the year at Chhatkopar Testing Workshops of which 114 meters (Municipal and Private) were tested at the request of the owners and the remaining were received for periodical test. The revenue collected from the testing of water meters, amounted to Rs. 14,377. In all 4,340 municipal meters were repaired and 10,248 municipal meters were maintained during the year. In addition to this, there were 9,170 private meters on the connections, which were maintained by the private parties. About 396 connections were without meters on account of non-availability of sufficient number of meters, as Government has stopped giving Actual Users Import Licences to the Corporation.

14. The total revenue collected during the year from meter hire was about Rs. 2,04,309 and that from the supply of water for all purposes by meter measurement was about Rs. 71,58,093. In addition to this, an amount of Rs. 1,65,259 was recovered as compounded charges.

### CONSTRUCTION BRANCH.

15. During the year about 27.35 Km. (17.28 miles) of water mains of different sizes ranging from 2" to 18" were laid as per Appendix IV. All the works were executed departmentally, at the total cost of Rs. 16,19,000.

16. The following works were carried out on behalf of other Departments:—

(1) The work of shifting 12" and 9" main along Ghodbunder Road near Andheri Naka in connection with providing and laying sewers in Andheri (West) area 'E' was carried out on behalf of City Engineer's Department.

(2) The work of shifting S. P. hydrants along Ghodbunder Road at Jogeshwari in connection with widening of the road was carried out on behalf of City Engineer's Department.

(3) The work of shifting 4" main at Andheri Gaothan was carried out on behalf of City Engineer's Department in connection with laying sewers.

(4) The work of making 6" x 3" cross connection along Ghodbunder Road, Vile Parle near Ammar Villa, was carried out on behalf of Assistant Engineer Distribution (Water Works) Z-II.

(5) The work of providing 2" orifice on 6" main at Pustikar Society, Jogeshwari was carried out on behalf of Assistant Engineer Distribution (Water Works) Z-II.

(6) The work of making 18" x 4" cross connection along Ghodbunder Road, Jogeshwari was carried out on behalf of the Assistant Engineer Distribution (Water Works) Z-II.



- (7) The work of laying a 2" bye-pass pipes line along Ghodbunder Road, Vile Parle was carried out on behalf of the Assistant Engineer Distribution (Water Works) Z-II.
- (8) The work of making 24" x 6" cross connection and providing 6" middle sluice valve at Juhu Lane, Andheri was carried out on behalf of the Assistant Engineer Distribution (Water Works) Z-II.
- (9) The work of sealing and concreting 2 Nos. sluice valves at Ghodbunder Road, Jogeshwari was carried out on behalf of the Assistant Engineer Distribution (Water Works) Z-II.
- (10) The work of fixing 2 Nos. pressure recorder boxes at Jogeshwari was carried out on behalf of the Assistant Engineer Distribution (Water Works) Z-II.
- (11) The work of removing 16" meter on 18" main along Central Salsette Track Road, Andheri was carried out on behalf of the Assistant Engineer Distribution (Water Works) Z-II.

17. The following works were carried out for Municipal Housing Scheme :—

**Works carried out for  
Municipal Housing  
Scheme.**

- (1) The work of laying 9" > 6" > 4" main for the Municipal Housing Scheme at Horse Shoe Valley at Chhatkopar.
- (2) The work of laying additional lengths of water mains of 9" > 6" > 4" for Municipal Housing Colony at Vikhroli and water supply given to the tenements.
- (3) The work of laying 4" main about 2,400 R.ft. for the Chembur Squatters' Colony at Agarwadi Village, Deonar Chembur.

18. The following works were carried out on behalf of private parties and Government :—

**Works carried out on  
behalf of private parties  
and Government.**

- (1) Diverting 6" main and pump house at Squatters Colony Jogeshwari on behalf of the Executive Engineer, Express High Way.
- (2) 4" connection off 12" main near Kalina Bus Stop, Santa cruz on behalf of M. E. S.
- (3) 4" connection off 18" main for Premier Paper Mills, Jogeshwari.
- (4) 4" connection off 6" main for Shivaji Nagar, Vile Parle (East).
- (5) 3" connection off 4" main for Sun-N-Sand Hotel at Juhu.
- (6) Shifting 3" main for private party at 29, Pali Hill, Bāndra.
- (7) 6" connection off 18" main at Central Salsette Track Road for C.P.W.D.
- (8) 4" connection off 12" main along Nehru Road, Santaacruz for P. & T. Department.
- (9) Giving 2" connection off 4" main at Cemetery Road, Jogeshwari for private party.
- (10) Further length of 18" > 12" feedermain for the Housing Board, Government of Maharashtra and water supply given to the tenements.
- (11) The work of laying 18" > 12" feedermain and 6" distributory main for the Housing Board, Government of Maharashtra at Vikhroli and water supply made available to the tenements.

19. The following works included in the Master Plan for Water Supply to Greater Bombay were carried out during the year :—

**Major Works.**

- (1) Laying 24" feeder main from 72" Tansa main at Bhandup to connect to 24" main in Bombay Agra Road.
- (2) Laying 24" > 18" > 12" water main along Bombay Agra Road from Jivadaya Lane, Chhatkopar upto Extended Suburban limits at Mulund. The part length of this main was charged during the year for giving water supply to the Housing Board Colony at Vikhroli.

R. V. ABREU,  
Hydraulic Engineer.

## APPENDIX I (Vide Paras Nos. 3 and 9).

## Hours of Pumping.

Locality	Time	Hours.
1. Bandra Hill Pumping Station	... 8 P.M. to 12-00 Mid-Night ...	4
2. Malla Pumping Station	... 2 P.M. to 4-00 P.M. } 10 P.M. to 2-00 A.M. } 5 A.M. to 8-00 A.M. }	9
3. Andheri Pumping Station	... 9 A.M. to 1-30 P.M. ...	4½
4. Jogeshwari Naka Pumping Station	... 6 P.M. to 12-00 Mid-Night	6
5. Ghatla Pumping Station	... 10 A.M. to 12-00 Noon } 2 P.M. to 6-00 P.M. } 12 Mid-Night to 7 A.M. }	13

## APPENDIX II (Vide Para No. 5).

## New connections given in the Suburbs during the year 1961-62.

Ward	Sizes of Connections.									
	13 mm 1/2"	20 mm 3/4"	25 mm 1"	32 mm 1½"	38 mm 1½"	50 mm 2"	76 mm 3"	102 mm 4"	153 mm 6"	
H	181	124	83	26	10	4	2	...	...	
K	229	121	47	16	25	9	3	2	1	
L	97	25	14	1	2	1	4	1	1	
M	93	41	26	...	14	4	...	...	1	
N	121	67	26	...	10	4	...	...	...	
Total	721	378	196	43	61	22	9	3	3	

Grand Total ... 1,436

## APPENDIX III.

Vide Para No. 10.

## Burst on Water Mains.

Serial No.	Locality.	Size of main.
<b>H Ward.</b>		
1	32nd Road, Opp. National College, Bandra	4"
2	Junction of Tilak Road and Podar Road, Santa Cruz	9"
3	Junction of South Avenue and Linking Road, Khar	6"
4	Junction of St. Martins Road and Hill Road, Bandra	12"
5	Central Avenue, Santacruz	4"
6	Tagore Road, Santacruz	3"
7	5th Road, Khar	4"
8	Junction of South Avenue and G. B. Road, Santacruz	6"
9	5th Road, Santacruz East	6"
10	Nehru Road, Santacruz	3"
11	Nehru Road, Santacruz	6"
12	Nehru Road, Santacruz	12"
<b>K Ward.</b>		
13	Subhash Road, Vile Parle	4"
14	Juhu Development, Vile Parle	6"
15	Juhu Development, Vile Parle	6"
16	Pond Gaokhan, Vile Parle	4"
17	Kol-Dongri, Vile Parle	2"
18	Juhu Development Scheme, Vile Parle	6"
19	Subhash Road, Vile Parle	4"
20	Salsette Track Road, Andheri	18"
21	Kurla Road, near Bamanpuri, Andheri	8"
22	Bazar Road, Marol	4"
<b>L Ward.</b>		
23	Magan Nathuram Road, Kurla	24"
24	Magan Nathuram Road Opp. Fish Market, Kurla	4"
25	Old Agra Road near Gaowala Building, Kurla	4"
26	Hall Ward, Opp. House Nos. 234-35, Kurla	3"
27	Old Agra Road, New Mills Ward, Kurla	4"
<b>M Ward.</b>		
28	Opp. Police Station, Ghatkopar Mahul Road	6"
29	Corridor Road, Anik	3"
30	Ghatkopar Mahul Road, Chembur	4"
31	Ghatkopar Mahul Road, Chembur	5"
32	Ghatkopar Mahul Road, Chembur Camp, Chembur	6"
33	Corridor Road, Anik	3"
34	Ghatkopar Mahul Road, Chembur	12"
35	B.P.T. Road behind Stanvac Refineries, Govanpada	3"
36	Ghatkopar Mahul Road near Chembur Railway Crossing Chembur	3"
37	Eastern Express High Way, Chembur	12"
38	15th Road, Chembur	4"
<b>N Ward.</b>		
39	Derasar Lane, Ghatkopar	3"
40	5th Road, Ghatkopar	3"
41	Bombay Agra Road, Bhandup	12"
42	Bombay Agra Road, Vikhroli	12"
43	Jivadaya Lane, Ghatkopar	2"

## APPENDIX IV.

Vide PARA No. 15.

Serial No.	Name of work.	Size.	Length in Metres.
1	Laying small sized mains wherever necessary—		
	(a) Laying 4" main in Western side of a portion of the road from the railway level crossing to the site of the Municipal School at Kherwadi, Bandra.	4"	320.04 (1,050 R.ft.)
	(b) Laying 4" main in Bye-lane on South Avenue Santacruz (West).	4"	137.46 (451 R.ft.)
	(c) Laying 4" main along 30 feet wide road in the Town Planning Scheme No. 10 at Bandra (H Ward).	4"	202.99 (666 R.ft.)
	(d) Laying 4" main along Katcha Road in the Squatters' Colony in continuation of the existing 4" main at Jogeshwari (East).	4"	298.70 (980 R.ft.)
	(e) Laying 4" main in Chuim Village, Bandra	4"	84.93 (277 R.ft.)
2	Laying 4" and 6" water mains in Andheri Gaothan, K Ward	4"	219.15 (719 R.ft.)
3	Laying water mains in Juhu Vile Parle Development Scheme	15" 12" 9" 6"	240.48 (789 R.ft.) 22.86 (75 R.ft.) 21.33 (70 R.ft.) 85.64 (281 R.ft.)
4	Laying water mains in Gazdar Scheme, Linking Road, Santacruz and neighbouring areas.	9" 6" 4"	171.90 (564 R.ft.) 235.00 (771 R.ft.) 35.66 (117 R.ft.)
5	Laying 12" main in Versowa Road, Andheri	12"	772.36 (2,534 R.ft.)
6	Providing water mains and miscellaneous water works in areas where building development may be expected in immediate future.		
	(a) Laying 6" main in Sonari Road, Vile Parle	6"	179.52 (589 R.ft.)
7	Laying 4" main in Bhandarwadi Village, Marol and connecting dead ends of 4" to 9" main in Marol Maroshi Road at Marol K Ward.	4"	539.19 (1,769 R.ft.)
8	Enlarging 4" main to 9" size from Juhu Road, Juhu to Irish Park (K Ward).	9"	907.20 (2,960 R.ft.)
9	Laying 4" main in 21st Road at Khar	4"	96.92 (318 R.ft.)
10	Laying 6" water main in the road joining Vakola Village and Kalina Bus Stop.	6"	477.01 (1,565 R.ft.)
11	Laying 9" main in Dashrathlal Joshi Road, Vile Parle	9"	448.36 (1,471 R.ft.)
12	Laying 6" water main in Station Road, Turner Road, Khoja Cemetery Road and burning ground road at Bandra.	6"	170.99 (561 R.ft.)
13	Laying 6" water main in Natwar Nagar Road, Jogeshwari (East)	6"	166.72 (547 R.ft.)
14	Laying 6" water main in Vallabhibhai Patel Road at Vile Parle (West).	6"	546.50 (1,793 R.ft.)
15	Laying 6" water main in Lajpatrai Road at Vile Parle	6"	371.24 (1,218 R.ft.)
16	Laying 12" feeder main from trunk mains at Sahar and along Sahar Road and new Nagardas Road upto G. B. Road, Andheri.	12"	3,710.90 (12,175 R.ft.)
17	XV.—Village Amenities—		
	(a) Laying 2" communication line in Majas Village from the end of existing 4" main.	2"	246.27 (808 R.ft.)
	(b) Laying 2" communication pipe line in Subash Nagar Jogeshwari	2"	112.47 (369 R.ft.)
	(c) Enlarging 3" main to 6" size in Amboli Village, Andheri	4"	134.41 (441 R.ft.)
18	Providing water mains in the Municipal Housing Scheme at Horse Shoe Valley, Ghatkopar.	4" 6" 9"	1,397.20 (4,584 R.ft.) 593.75 (1,948 R.ft.) 326.13 (1,070 R.ft.)
19	4" water main in Katchar Lane, Kurla (Small size main)	4"	301.14 (989 R.ft.)
20	Municipal Housing Colony at Vikhroli	4" 6" 9"	1,198.07 (3,911 R.ft.) 430.68 (1,413 R.ft.) 185.31 (608 R.ft.)

Serial No.	Name of the work.	Size.	Length of Metres.
21	6" water main in Quarry Road, Bhandup	6"	606.55 (1,990 R.ft.)
22	Laying 6" main for Maharashtra Housing Board's Colony at Vikhroli.	6"	7,537.70 (24,730R.ft)
23	Laying 12", 6" water mains along Vihar Saki Road and Chandivali Village.	6" 12"	663.24 (21,76 R.ft.) 142.03 (466 R.ft)
24	18", 12", 9" water mains for the Maharashtra Housing Board's Colony at Vikhroli.	9" 12" 18"	1,165.86 (3,825 R.ft.) 662.02 (2,172 R.ft.) 534.31 (1,753 R.ft.)
25	Laying 9" main along proposed road to the north of Stanvac Refinery	9"	674.52 (2213 R.ft.)
26	Laying 9" water main in C.S.T. Kurla	9"	77.41 (254 R.ft.)
27	Laying 18" 12" water main for the Maharashtra Housing Board's Colony at Ghatkopar.	12" 18"	130.75 (429 R.ft.) 3.65 (12 R.ft.)
28	Laying 12" water main along B.A. Road from Powai Road, Bhandup.	12"	24.68 (81 R.ft.)
29	Extending 4" water main in Masrani Lane, Kurla (Small Sized main)	4"	81.38 (267 R.ft.)

# WATER WORKS (Extended Suburbs)

## SECTION 'C'

Extended Suburbs (P.R. and T. Wards).

1961-62.

This report is arranged under the following heads :—

- I.—General.
- II.—Distribution of water supply in the Extended Suburbs.
- III.—Maintenance Works.
- IV.—Meters.
- V.—Construction Branch.

### I.—GENERAL.

1. The Water Works Department in the Extended Suburbs comprises of (a) Distribution and Maintenance branch, Western Extended Suburbs, (P and R Wards), (b) Distribution and Maintenance Branch, Eastern Extended Suburbs (T Ward), (c) Construction Branch for Western Extended Suburbs and (d) Construction Branch for Eastern Extended Suburbs.

### II.—DISTRIBUTION OF WATER SUPPLY IN THE EXTENDED SUBURBS

2. The Extended Suburbs are supplied with water by gravity from several tapings on the trunk mains coming from Tansa, Tulsi and Vehar Lakes. Details of distribution are as under:—

#### (a) WESTERN EXTENDED SUBURBS

- (i) Trunk main 18" < 24" < 30" < 27" laid along Ghodbunder Road is the major source of supply to Malad-Kandivli-Borivli and Dahisar.
- (ii) 8" Military Main serves Goregaon East.
- (iii) 12" > 8" > 6" main feeds Goregaon West.
- (iv) Three tapings from 24" Tulsi Main supplies water to Aarey Milk Colony.

#### (b) EASTERN EXTENDED SUBURBS

- (i) One 8" Tapping on 72" Tansa West Main supplies Mulund town through a 15" > 12" > 9" > 6" Main.
- (ii) Two tapings one 6" and another 4" from 72" Tansa West main for Mulund Camp.
- (iii) One 4" connection and one 3" connection for two factories away from Mulund Town.

3. For augmenting the water supply of the Western Extended Suburbs, a proposal to create a lake of Dahisar River of capacity of supplying about 6 Million Gallons of water per day has been sanctioned by the Corporation after preliminary survey.

4. 11,147 Million Litres of water were supplied to the Extended Suburbs during the year as per the Quantity of water details given below :—

Particulars.	Consumption in Million Gallons per year.		Consumption in Million Litres per year.		Total in Million Gallons.	Total in Million Litres.
	Western.	Eastern.	Western.	Eastern.		
(1) Aarey Colony (Metered) ...	700.00	...	3,182.17	...	700.00	3,182.17
(2) Domestic (Metered) ...	780.00	165.00	3,545.85	752.00	945.00	4,297.85
(3) Metered for construction purposes ...	40.00	2.00	181.84	9.00	42.00	190.84
(4) Non-domestic (Metered) ...	250.00	80.20	1,136.49	365.00	330.20	1,501.49
(5) Slaughter Houses and Markets ...	...	4.00	...	18.00	4.00	18.00
(6) Public Stand Pipes ...	22.00	26.00	100.01	116.00	48.00	216.01
(7) Unmetered for construction purposes ...	...	...	...	...	...	...
(8) Municipal properties including gardens. (Unmetered); ...	36.00	20.00	163.65	91.00	56.00	254.65
(9) Municipal Construction (Unmetered) ...	36.00	0.22	163.65	1.00	36.22	164.65
(10) Unaccountable loss due to undetected and underground leakages etc. ...	250.00	40.70	1,136.49	185.00	290.70	1,321.49
<b>Total ...</b>	<b>2,144.00</b>	<b>338.12</b>	<b>9,610.15</b>	<b>1,537.00</b>	<b>2,452.12</b>	<b>11,147.15</b>

5. The particulars of the metered connections made during the year are given under Appendix I. The total number of new connections granted during the year were 818 in P and R Wards and 236 in T Ward, increasing the total number of connections in the Extended Suburbs to 4067.

6. There are 86 Public unmetered stand pipes in the Extended Suburbs as follows :—

Stand Pipes.	Locality.	Number of Stand Pipes.
	Malad	32
	Goregaon	13
	Kandivli	3
	Mulund	38

7. In the Extended Suburbs, there were about 3,200 short supply complaints during the year. They were due to low pressures or temporary stoppages of water due to some repairs being carried on, on the trunk main or absence of connections.

8. There were 10 cases of disconnection orders in the Extended Suburbs during the year.

9. In the Extended Suburbs, in 490 cases, Notices under Section 271(2) of the Bombay Municipal Corporation Act were issued. In 268 cases, as the owners failed to carry out the work, Court actions have been taken. The amount of fines recovered was Rs. 936.

### III.—MAINTENANCE WORKS.

10. One Pumping Station at Malad was maintained. In Quarry Road, the pump was worked for 4 hours daily from 12 Noon to 2-00 P.M. and 3.00 P.M. to 5-00 P.M.

11. 110 Miles (99 miles in P and R Wards and 11 Miles in T Ward) of sizes varying from 3" to 30" were maintained during the year.

12. During the year, there were 5 Bursts in the Extended Suburbs as per the details given in Appendix II. In addition, a few heavy leaks were observed on the mains which were repaired promptly.

13. 20 Fire Calls were also attended.

14. The work of testing galvanised iron pipes and galvanised iron fittings such as couplings, Bends, tees, elbows, etc., brass and gunmetal fittings such as stop taps, bib-taps etc., and water closets, cisterns were carried out during the year at the Water Works Office at Malad. The revenue collected from the testing of pipes, fittings etc., sent by parties amounts to Rs. 18,585.

### IV.—METERS.

15. The total revenue collected during the year from Meter Hire was Rs. 14,265 and that of from the sale of water for all purposes by Meter Measurement was Rs. 15,17,660. In addition to this, an amount of Rs. 91,626 was recovered as compounded charges and Rs. 76,130 as Miscellaneous receipts and Miscellaneous fees such as granting connections and removing and refixing meters, sale of forms etc.

### V—CONSTRUCTION BRANCH

16. During the year, 13.00 miles of water mains varying from 4" to 24" were laid as shown in Appendix III. All the works were executed departmentally.

17. Work of laying the Trunk Feeder main from Oshivra Bridge to Dahisar was completed in the year.

18. The following connections were made on behalf of private parties :—

Connections for private parties of Sizes 3" and over.	Nos.
(1) 3" Connection to Maharashtra Housing Colony, Goregaon	2
(2) 6" connection to Life Insurance Corporation of India's quarters at Borivli	1
(3) 4" connection to Maharashtra Housing Colony at Goregaon	1

## APPENDIX I (Vide Para No. 5)

New connections given in the Extended Suburbs during 1961-62:—

Ward.	SIZE OF CONNECTIONS.										Total.	
	½"	¾"	1"	1¼"	1½"	2"	3"	4"	6"	8"		
P, R	...	443	207	113	19	22	10	2	1	1	...	818
T Ward		159	39	22	8	4	2	1	...	1	...	236

## APPENDIX II (Vide Para No. 12).

Burst on Water mains.

Serial No.	Locality.	Size of main.
1	Pushpa Park, Malad East	6" main.
2	Shimpoli Road, Borivli	4" main.
3	Daulat Nagar, Borivli	4" main.
4	Near N. L. High School, Ghodbunder Road, Malad	24" main.
5	Bombay Agra Road, Mulund	12" main.

## APPENDIX III (Vide Para No. 16).

Serial No.	Name of the work.	Size.	Length. Rft.
1.	Laying a trunk feeder main from Jogeshwari along Godbunder Road Oshiyra Bridge to Dahisar Limits.	24" 18" 12"	195'-0" 3,142'-0" 442'-0"
2	Laying of 6" and 4" main along Cross Roads of Underai Road and Kumbhar Wada and along N. S. Depot Road at Malad West	4"	1,185'-0"
3	Laying of 4" main along Orlem Village at Malad West	4"	523'-0"
4	Laying of 4" main along Nadiadwalla Colony and Usman Nagar Road at Malad West tapping 24" C.I. Main along G. B. Road, Malad.	4"	123'-0"
5	Laying of 9" and 4" main along Kandivli Village Road and surrounding area at Kandivli	4"	3,937'-0"
6	Laying of 6" and 4" main in Roads of Daulat Nagar Borivli East	6"	38'-0"
7	Laying of 6" and 4" service main along a road leading to I. C. Colony from Church, Vallabh Nagar, junction.	4" 6"	515'-0" 601'-0"
8	Laying 9" and 4" main along East Dahisar Road	9"	46'-0"
9	Laying small sized mains wherever necessary—		
	(1) Thakur Pakhadi Village	4"	599'-0"
	(2) Kolur Pakhadi Village	4"	781'-0"
	(3) Tale Pakhadi Village	4"	877'-0"
	(4) Naitodi Village	4"	90'-0"
10	Laying 4" mains in Charkop Village and Bunder Pakhadi at Kandivli	4"	1,853'-0"
11	Laying 6" main along road leading to the Railway Level Crossing from G. B. Road, Dahisar and a 4" main along road parallel to Railway Tracks	4" 6"	898'-0" 369'-0"
12	Laying 6" and 4" mains in certain roads at Dahisar	4" 6"	360'-0" 2,485'-0"



## APPENDIX III (Vide PARA. No. 16).

Serial No.	Name of the work.	Size.	Length Rft.
13	Laying 12" > 9" feeder main from G. B. Road extending the existing 9" main in Mithagar Road and laying 6" distribution mains in road of Maharashtra Housing Board Scheme of 3,000 tenements for hutment dwellers at Goregaon West.	9" 6" 12"	1,523'-0" 11,978'-0" 569'-0"
14	Laying 6" main in Ram Mandir Road, Goregaon West	6"	1,528'-0"
15	Laying 6" and 4" water main in certain roads in Adarsha Co-Operative Housing Colony at Malad West.	6" 4"	60'-0" 414'-0"
16	Extending 9" main in Lokmanya Tilak Road by 6" main upto the Bunder Road at Borivli West	6"	6,180'-0"
17	Laying water mains in Municipal Estate for Industries at Goregaon East	6" 9"	1,117'-0" 2,263'-0"
18	Laying 9" > 6" main to supply water to Government Industrial Estate near Charkop Village at Kandivli (West) R. Ward	9"	3,965'-0"
19	Laying 4" water main in Vithalbhai Patel Road, Valji Ladha Road and Ratansi Hirji Bhojraj Road, connecting to 4" main in Jawaharlal Neru Road and 9" main in Gopaldas Road, Mulund	4"	495'-0"
20	Enlarging the existing 6" main to 9" size and extending the same along D. L. B. Road and laying 4" main along Shewaram Lalwani Road, Sarojini Naidu Road and Jetashanker Dosa Road at Mulund	4" 9"	2,142'-0" 965'-0"
21	Laying 6" water main for Islampura Locality and Municipal Chawls along Dumping Road at Mulund	6"	735'-0"
22	Laying 12" Water main along B.A. Road, tapping 15" main in D.L.B. Road upto Municipallimit, Mulund T Ward	12"	1,028'-0"
23	Enlarging the existing 2" G.I. main to 4" size along Nahur Road and extending the same to Nahur Village	4"	2,192'-0"
24	Laying 4" Water main in Mahatma Fule Road and 3" main in Adiwashi Colony at Mulund, T Ward	3" 4"	838'-0" 1,702'-0"
Grand Total			71,162'-0"

## Asstt. Superintendent of Licences (Subs.)

Shri S. K. Kadri, M.A., LL.B., continued to look after the work of this department during the year under report from 1st April 1961 to 31st March 1962, except for the period from 1-11-1961 to 30-11-1961 when he was transferred to the City to look after the work of the Superintendent of Licences during leave vacancy. During this period Shri J. H. Pimenta was in charge of this department.

The total number of licences renewed and issued under Section 394 and 412A and permits under Sections 390 and 393 of the Bombay Municipal Corporation Act during the year 1961-62 was 5,257 and 197 respectively and the fees realised therefrom amounted to about Rs. 3,87,362.95. 241 licences were transferred during the year under report and the transfer fees amounted to Rs. 838.50. These figures compare with those of the preceding two years as follows:—

Particulars.	No. of licences and permits.			Amount of fees realised.		
	1959-60.	1960-61.	1961-62.	1959-60.	1960-61.	1961-62.
				Rs.	Rs.	Rs.
(1) Commodities and trades including Milk Products, Ghee, Butter, etc. (Sec. 394 & 412A)	6,142	7,306	5,257	1,93,022.27	2,75,013.44	3,48,892.95
(2) Blowing Steam Whistle (Sec. 393)	3	3	9	245.00	65.00	285.50
(3) Factories (Sec. 390)	...	57	188	10,387.50	15,411.25	38,187.50
(4) Transfer of Licence fees (Sec. 394 & 412-A)	235	142	241	803.50	501.00	838.50
Total	6,380	7,508	5,695	2,04,458.27	2,90,990.69	3,88,201.45

The amount of licence fee held in Deposit Account as on 31-3-1962 was Rs. 35,010.20. Loss of revenue incidental to the disuse or demolition of old licensed places or the diversion of their users for the trades not requiring Municipal licences amounted to about Rs. 2,335.00.

Miscellaneous receipts amounted to Rs. 688.78.

The renewal of licences was done during the month of April 1961. The form of licence was revised this year and a system of issuing one licence for various licensable commodities and trades instead of separate licences was introduced for the commodities and trades controlled by this department, except in case of chemical liquids and non-liquids.

### ADVERTISEMENT SECTION.

The total number of permits for advertisements issued during the year 1961-62 under Sections 328 & 328A of the Bombay Municipal Corporation Act was 1,654 and the revenue derived therefrom amounted to about Rs. 1,38,905.78.

The Schedule of advertisement fees was revised with effect from 1-4-1960 under Corporation Resolution No. 2352 of 31-3-1960. However some of the parties raised a protest against the enhancement of the fees and filed a case against the Bombay Municipal Corporation in the High Court. The High Court has not yet decided the matter with the result that the payments had to be received from these parties at the old rates and kept in Deposit Account.

These permits and revenue figures compare with those of the two preceding years as follows:—

Particulars.	No. of permits.			Amount of fees collected including composition.		
	1959-60.	1960-61.	1961-62.	1959-60.	1960-61.	1961-62.
				Rs.	Rs.	Rs.
(1) Wall posters, hoardings and Boards	436	933	1,139	20,978.15	74,382.67	85,336.53
(2) Moveable boards and hand-carts	30	70	27	1,585.50	2,050.50	2,293.00
(3) Illuminated advertisements and sky-signs	176	139	105	13,213.90	11,849.80	15,968.20
(4) Non-illuminated sky-signs	247	174	381	11,906.11	13,096.50	34,528.05
(5) Wall Paintings, etc.	...	...	2	...	...	780.00
Total	889	1,316	1,654	47,683.66	1,01,379.47	1,38,905.78

### ENCROACHMENT SECTION (Hawkers)

The total number of hawkers and squatter licences issued during the year 1961-62 under Sections 313 and 313-A of the Bombay Municipal Corporation Act was 551 and the fees realised therefrom amounted to Rs. 96,099.40. The charges recovered under Section 490 for removal of encroachment under Section 314

of the Bombay Municipal Corporation Act amounted to Rs. 18,834.50. These figures compare with those of the two preceding years as follows:—

Particulars.	No. of licences issued.			Amount of fees collected.		
	1959-60.	1960-61.	1961-62.	1959-60.	1960-61.	1961-62.
				Rs.	Rs.	Rs.
(1) Squatter fees collected in Reserved area under Sec. 313 ...	2,035	2,676	3,396	36,164.46	66,503.54	70,365.25
(2) Fees received from itinerant hawkers licences under Sec. 313-A ...	2,248	3,432	3,216	13,150.57	21,755.57	25,734.15
(3) Recovery of expenses (under Sec. 490 for removal of encroachments under Sec. 314) ...	*3,472	*3,816	*4,751	11,164.91	14,553.99	18,834.50
Total ...	7,755	9,924	11,363	60,479.94	1,02,813.10	1,14,933.90

\* Items removed.

The system of issuing photo-folders to the licensees was continued during the year under report to facilitate their identification.

The number of prosecutions for offences against provisions of Sections 394, 328, 328-A and 412A launched during the year and results thereof as compared with those of the preceding years are as under:—

Year.	Offence under Section.	No. of cases pending in Court on 1-4-61.	Total No. of cases launched.	No. of cases withdrawn on compliance with law.	No. of cases resulted in conviction.	Amount of fines inflicted.	No. of cases resulted in acquittal.	No. of cases pending at the close of the year.
Rs. nP.								
<b>Licence Section</b>								
1959-60	394	72	363	129	183	3,913.00	4	105 (including 14 on Dormant File).
1960-61	394	91	1,119	134	619	7,615.00	8	322 (including 59 on Dormant File).
1961-62	394	263	777	63	586	10,136.00	...	391 (including 10 on Dormant File.)
<b>Advertisement Section</b>								
1959-60	328	...	18	14	1	50.00	1	2
	328A	...	79	63	...	...	1	15
1960-61	328	2	14	13	...	...	...	3
	328A	15	406	223	14	105.00	1	182 (including 96 on Dormant File.)
1961-62	328	3	36	13	21	90.00	...	5
	328A	86	1,419	1,006	257	50.00	...	242 (including 28 on Dormant File).
<b>Ghee and Butter</b>								
1959-60	412A	...	4	3	1	15.00	...	...
1960-61	412A	...	...	...	...	...	...	...
1961-62	412A	...	3	1	1	5.00	...	1

The total revenue of the Licensing Section is about Rs. 6,42,041.13. An amount of Rs. 10,591.75 was recovered on account of Mount Mary Fair held during the year 1961.

### SHOPS AND ESTABLISHMENTS.

The Shops and Establishments Section which was attached to this department has been transferred to the Chief Inspector, Shops and Establishments Department from 1-6-1961 under M. C.'s orders.

### STALL BOARDS.

The work of recovering fees for Stall Boards and Weather Frames under Sections 313(1)(b) and 479(2) which was hitherto being looked after by the Engineering Department and was to have been transferred from 1-1-1961 was in actual fact transferred to this department from 1-7-1961. During the year under report fees amounting to Rs. 6,782.00 were recovered.

S. K. KADRI,  
Asstt. Superintendent of Licences (Suburbs).

## Assistant Superintendent Of Licences (Extd. Subs.)

Shri S. K. Kadri, M.A., LL.B., Asstt. Superintendent of Licences (Suburbs) continued to look after the work of Licensing Department in the Extended Suubrbs during the year under report except for a period of one month i.e. from 1-11-1961 to 30-11-1961, when he was transferred to City to look after the work of the Superintendent of Licences during the leave vacancy. Shri J. H. Pimenta was transferred to this post during the above period.

### LICENCE SECTION.

The total number of licences issued under Sections 394, 412A and permits under Sections 390 and 393 of the Bombay Municipal Corporation Act during the year under report was 1429 and the fees realised therefrom amounted to Rs 1,04,148.37 nP. These figures compared with those of Preceding years as follows :—

Particulars.	No. of licences and permits.			Amount of fees realised.		
	1959-60	1960-61	1961-62	1959-60	1960-61	1961-62
				Rs. nP.	Rs. nP.	Rs. nP.
(1) Commodities and Trades (Sec. 394)	969	1,504	1,381	24,490.00	35,819.50	1,02,918.37
(2) Blowing steam Whistles (Sec 394)	...	...	...	...	...	...
(3) Milk Products Ghee, Butter, (Sec. 412-A)	32	24	10	388.25	125.00	1,230.00
(4) Factories (Sec 390)	19	24	38	2,812.50	6,375.00	8,087.50
(5) Transfer of Licences (Sec 394 and 412-A)	28	11	18	88.50	33.00	63.00
Total	1,048	1,563	1,447	27,779.25	42,352.50	1,12,298.87

### ADVERTISEMENT SECTION

The total number of permits for advertisement issued under Section 328 and 328-A during the year was 81 and the revenue derived therefrom came to about Rs. 11,381.57 nP. whereas an amount of Rs. 53,964.84 nP. was kept in Deposit account. Schedule of Advertisement fees was revised with effect from 1-4-1960 under Corporation Resolution No. 2352 of 31-3-1960. However/some of the parties raised a protest against the enhancement of the fees and filed a case against the Bombay Municipal Corporation in the High Court, which was undecided till the close of the year. Pending decision from the High Court payment from these parties was required to be received at old rates and kept in deposit. Permits in these disputed cases could not be issued. The particulars of the permits issued and the amount realised during the Preceding two years as compared to these of the year under report are as follows :—

Particulars.	No. of permits.			Amount of fees collected.		
	1959-60	1960-61	1961-62	1959-60	1960-61	1961-62
				Rs. nP.	Rs. nP.	Rs. nP.
(1) Wall posters, Hoardings, Boards ...	72	...	52	3,610.60	...	9,981.57
(2) Moveable Boards and Hard Carts	31	...	12	460.00	...	240.00
(3) Illuminated Advertisements Sky-Sings	6	6	15	310.00	584.33	620.00
(4) Non-illuminated Sky-Sings	15	18	23	902.60	1,102.46	540.00
(5) Wall Paintings	...	...	...	...	...	...
Total	124	24	81	5,283.20	1,686.79	11,381.57

**ENCROACHMENT SECTION (Hawkers)**

The total number of hawkers and squatters licences issued during the year under report was 78 and the fees realised therefrom amounted to Rs. 16,670.89 nP. During the year under report, 624 removal actions were taken and the removal charges recovered under Section 490 amounted to Rs. 2,511.25. The particulars of licences issued and the amount realised during the preceding two years as compared to those of the year under report are as under:—

Particulars.	No. of Licences.			Amount of fees collected.		
	1959-60	1960-61	1961-62	1959-60	1960-61	1961-62
				Rs. nP.	Rs. nP.	Rs. nP.
(1) Squatter fees collected in Reserved Areas under Sec. 313 ...	71	62	71	1,916.76	9,848.89	16,392.95
(2) Fees received from itinerant hawkers	95	25	7	1,773.60	902.00	277.94
(3) Recovery of Expenses (Under Sec. 490 for removal of encroachments under Sec. 314) ...	*667	*262	*624	1,860.00	1,122.00	2,511.25
Total ...	833	349	702	6,550.36	11,872.89	19,182.14

\*(Number of removal actions).

**SHOPS AND ESTABLISHMENTS SECTION**

The Shops and Establishments Section which was attached to this department has been transferred to the C. I. S. E. 's department from 1-6-1961 under M.C.'s orders.

**STALL BORAD SECTION**

The work of recovering of fees for stall Boards and Weather Frames under Section 313(1)(b) and 479(2) which washitherto being looked after by the Engineering Department and was to have been transferred from 1-4-1961, was in actual fact transferred to this department from 1-7-1961.

The number of prosecutions for offence against provisions of Sections 394, 328, 328-A and 412A launched during the year and the results thereof are at page. 4.

S. K. KADRI,  
Asstt. Superintendent of Licences  
(Suls. & Extd. Suburbs).

Year.	Offence under Section.	No. of cases pending in the Court on 1-4-1961.	Total No. of cases launched.	No. of cases withdrawn on compliance with law.	No. of cases resulted in conviction.	Amount of fines inflicted.	No. of cases resulted in acquittal.	No. of cases pending at the close of the year.
<b>LICENSES SECTION.</b>						Rs. nP.		
1961-1962	... 394	44	320	34	307	1,779.00	Nil	23
<b>ADVERTISEMENT SECTION</b>								
1961-1962	... 328 & 328-A	Nil	155	152	3	27.00	Nil	Nil
<b>GHEE AND BUTTER</b>								
1961-1962	... 412-A	Nil	6	Nil	6	93.00	Nil	Nil
		44	481	186	316	1,899.00	Nil	23

## SHOPS AND ESTABLISHMENTS (Suburbs):

The Shops and Establishments Section (Suburbs) which was hithertofore looked after by the Assistant Superintendent of Licences (Suburbs) was brought under the control of the Chief Inspector, Shops and Establishments, with effect from 1st June 1961. Prior to 1st June 1961, Shri S. K. Kadri, M.A., LL.B., looked after the said Section and thereafter, Shri N. J. Alvares, M.A., LL.B., till the close of the year.

The total number of establishments registered under Section 7 of the Bombay Shops and Establishments Act, 1948, upto the close of the year *i.e.*, 31st March 1962 was 18,469.

**Complaints.**—During the year under report, 173 complaints were received and there were 4 complaints pending investigation at the beginning of the year. Out of these complaints, 170 were disposed of leaving 7 complaints pending at the end of the year.

**Mass Raids.**—110 Mass Raids were arranged during the year, out of which 60 were 'Day Raids' and the remaining 50 were 'Night Raids'. The raids were arranged with a view to checking up the weekly closing days of shops, etc., employment of young persons before and after the prescribed hours, and to detect in general, breaches of the provisions of the Bombay Shops and Establishments Act and the Payment of Wages Act, in areas requiring concentrated attention.

**Visits and Revisits.**—The number of visits and revisits paid to the various establishments during the year was 24,057 as compared with 16,888 in the preceding year.

**Prosecutions.**—There were 161 prosecutions pending at the beginning of the year. 700 new prosecutions were launched as against 864 in the previous year. Out of these, 677 resulted in conviction. In 2 cases the accused were acquitted, 3 cases had to be withdrawn and 20 cases were kept on dormant file. The number of cases pending at the end of the year was 179.

**Fines.**—The total amount of fines inflicted by the courts on the defaulters during the year amounted to Rs. 17,843 as against Rs. 23,235 during the preceding year.

The Government has sanctioned a grant-in-aid of Rs. 2,88,595 for the year 1961-62 out of which the share for the Suburbs (Budget 'D') is Rs. 23,447.

**Registration Fees.**—Receipts from Registration fees amounted to Rs. 3,711.86 as against Rs. 2,859.35 in the previous year.

### PAYMENT OF WAGES ACT, 1936.

29 complaints were received during the course of the year. Of these, 23 were disposed of mostly by bringing about amicable settlement between the employers and employees through successful negotiations. One case was on investigation found to be falling beyond the purview of the Act. In one case, the complainant himself had filed the case direct before the Authority under the Payment of Wages Act. In 4 cases, the investigations revealed that the complaints were either fictitious or had no documentary or sufficient evidence to facilitate action.

Incidentally it may be stated that with the amendment of the Bombay Shops and Establishments Act, registration certificates are now required to be renewed annually on payment of prescribed fees. The administration of the Minimum Wages Act and the Workmen's Compensation Act has also been entrusted to this department.

N. J. ALVARES  
Chief Inspector,  
Shops and Establishments (Suburbs).

## SHOPS AND ESTABLISHMENTS (Extended Suburbs).

The Shops and Establishments Section (Extended Suburbs) which was hitherto looked after by the Assistant Superintendent of Licences (Suburbs) was brought under the control of the Chief Inspector, Shops and Establishments, with effect from 1st June 1961. Prior to 1st June 1961, Shri S. K. Kadri, M.A., LL.B., looked after the said Section and thereafter, Shri N. J. Alvares, M.A., LL.B., till the close of the year.

The total number of establishments registered under the Act at the close of the year *viz.*, 31st March 1962, was 6,614.

**Complaints.**—During the year under report, 94 complaints were received. These together with the 15 complaints pending at the close of the last year made a total of 109 complaints to be disposed of during the year under report. These were investigated leaving no complaint pending at the close of the year.

**Mass Raids.**—42 Mass Raids were arranged during the year to check up the weekly closing days of shops, etc., employment of young persons beyond prescribed hours and the opening and closing hours of establishments.

**Visits and Re-visits.**—The number of visits and re-visits paid to the various establishments was 13,921 till the end of the year under report.

**Prosecutions.**—During the year under report, 341 prosecutions were launched. These together with those pending at the close of the last year made a total of 406. Out of these, 296 cases resulted in conviction, 2 in acquittal, thus leaving 108 cases pending at the close of the year.

**Fines.**—The total amount of fines inflicted amounted to Rs. 8,529.

**Registration Fees.**—The registration, etc., fees received during the year under review amounted to Rs. 1,443.55 as against Rs. 1,684.79 for the previous year.

**Grant-in-Aid.**—The Government has sanctioned a grant-in-aid of Rs. 2,88,595 for the year 1961-62 out of which the share for the Extended Suburbs (Budget F) is Rs. 13,553.

### PAYMENT OF WAGES ACT, 1936.

26 complaints were received during the course of the year. 20 of these were disposed of mostly by bringing about amicable settlement between the employers and employees through negotiations. In one case, party himself had filed the complaint before the Authority under the Payment of Wages Act. One case was found falling beyond the purview of the Act. In 4 cases, investigations revealed that the complaints were either fictitious or had no documentary evidence to facilitate action.

Incidentally it may be stated that with the amendment of the Bombay Shops and Establishments Act, registration certificates are now required to be renewed annually on payment of prescribed fees. The administration of the Minimum Wages Act and the Workmen's Compensation Act has also been entrusted to this department.

N. J. ALVARES  
Chief Inspector,  
Shops and Establishments  
(Extended Suburbs).



# MUNICIPAL LIBRARIES. (SUBURBS)

1. **Supervision.**—Shri S. W. Apte, M.A., Dip. Lib. held the Office of the Chief Librarian, Municipal Free Reading Rooms and Libraries during the year 1961-62 except from 2nd June 1961 to 17th September 1961 when he was on earned leave. During the period of his absence, Shri A. R. E. Sonde, the senior clerk from the department looked after his work.

2. **Selection and Purchase of Books.**—For the use of different Municipal libraries books in English and other local vernaculars on such subjects as General Knowledge, Philosophy, Religion, History, Short Stories, etc., were purchased. See Statement 'A.'

3. **Classification and Cataloguing.**—All the books purchased during the year under report were classified, accessioned, catalogued in the Office of the Chief Librarian and circulated amongst the Libraries.

4. **Circulation of Books.**—Statement 'B' shows how the books purchased during the year under report were distributed to the libraries.

5. **Magazines and Newspapers.**—Popular leading Indian dailies, weeklies and monthlies in English and the regional languages were subscribed to at the total cost of Rs. 1,668.42.

6. **Statement of Visitors.**—The number of visitors and other particulars are given in *vide* Statement 'C.'

7. **New Libraries.**—No new library was opened during the year under report.

8. **Income and Expenditure.**—The total income derived during the year under report by way of fine, incidental charges, cost of missing books and non-returned books and sale of newspapers etc., was Rs. 1,002.29 as against Rs. 816.20 during the preceding year. The expenditure in running the three libraries in the suburbs during the year under report was Rs. 12,972.76 as against Rs. 11,239 during the previous year.

S. W. APTE,  
Chief Librarian.

## STATEMENT 'A'

Language.	Books purchased for the Libraries in Suburbs.			
	1960-61.		1961-62.	
	Books No.	Cost.	Books No.	Cost.
English	2	Rs. 15.00	1	Rs. 4.00
Gujarathi	185	640.37	563	1,762.11
Hindi	14	48.11	...	...
Marathi	79	288.77	367	1,176.85
Sindhi	...	...	...	...
Urdu	...	...	...	...
<b>Total</b>	<b>280</b>	<b>992.25</b>	<b>931</b>	<b>2,942.96</b>

## STATEMENT 'B'

*Distribution of Books Among the Libraries:—*

Library at	BOOKS.				
	English.	Gujrathi	Hindi.	Marathi.	Total.
(1) Kurla	...	...	...	...	...
(2) Ghatkopar	...	245	...	181	426
(3) Vile Parle	1	318	...	186	505
<b>Total</b>	<b>1</b>	<b>563</b>	<b>...</b>	<b>367</b>	<b>931</b>

## STATEMENT 'C'

*Statement showing number of visitors and other particulars showing the progress of libraries during 1961-62:—*

	Number of Visitors.	Books issued.		New Depositors.	Refund passed.	Periodicals subscribed to			Income. Rs.	Expenditure. Rs.
		on Deposit.	on Spot			Dailies.	Weeklies	Monthlies.		
(1) Kurla	53,221	...	...	...	...	15	7	16	291.94	2,575.23
(2) Ghatkopar	25,195	4,917	...	23	34	12	7	18	355.95	4,567.28
(3) Vile Parle	28,751	7,946	569	150	53	11	8	11	354.40	5,830.25
<b>Total</b>	<b>1,07,167</b>	<b>12,863</b>	<b>569</b>	<b>173</b>	<b>87</b>	<b>...</b>	<b>...</b>	<b>...</b>	<b>1,002.29</b>	<b>12,972.76</b>
<b>Total 1960-61</b>	<b>94,269</b>	<b>14,614</b>	<b>165</b>	<b>137</b>	<b>76</b>	<b>...</b>	<b>...</b>	<b>...</b>	<b>816.20</b>	<b>11,239.00</b>
<b>Total 1959-60</b>	<b>92,438</b>	<b>14,802</b>	<b>651</b>	<b>182</b>	<b>101</b>	<b>...</b>	<b>...</b>	<b>...</b>	<b>163.91</b>	<b>10,295.05</b>
<b>Total 1958-59</b>	<b>87,730</b>	<b>13,319</b>	<b>1,172</b>	<b>181</b>	<b>133</b>	<b>...</b>	<b>...</b>	<b>...</b>	<b>542.09</b>	<b>8,099.00</b>
<b>Total 1957-58</b>	<b>91,845</b>	<b>12,507</b>	<b>1,398</b>	<b>190</b>	<b>150</b>	<b>...</b>	<b>...</b>	<b>...</b>	<b>483.76</b>	<b>6,546.12</b>

## MUNICIPAL LIBRARIES (EXTENDED SUBURBS)

1. **Supervision**.—Shri S. W. Apte, M.A., Dip. Lib. held the Office of the Chief Librarian Municipal Free Reading Rooms and Libraries during the year 1961-62 except from 2nd June 1961 to 17th September 1961 when he was on earned leave. During the period of his absence, Shri A. R. E. Sonde, the senior clerk from the department looked after his work.

2. **Selection and Purchase of Books**.—For the use of 2 Municipal Libraries in the Extended Suburbs books in English and other vernaculars on such subjects as General Knowledge, Philosophy, Religion, History, Short Stories etc., were purchased. See Statement 'A.'

3. **Classification and Cataloguing**.—All the books purchased during the year under report were classified, accessioned and catalogued in the office of the Chief Librarian and circulated amongst the libraries.

4. **Circulation of Books**.—Statement 'B' shows how the books purchased during the year under report were distributed to the libraries.

5. **Magazines and newspapers**.—Popular leading Indian dailies, Weeklies and monthlies in English and the regional languages were subscribed to at the total cost of Rs. 592.24.

6. **Statement of Visitors**.—The number of visitors and other particulars are given in *vide* Statement 'C.'

7. **New Libraries**.—No new library was opened during the year under report.

8. **Income and Expenditure**.—The total income derived during the year under report by way of fine, incidental charges, cost of missing books and non-returned books and sale of newspapers etc. was Rs. 636.48 as against Rs. 592.15 during the preceding year. The expenditure in running the two libraries in the extended Suburbs during the year under report was Rs. 8,996.47 as against Rs. 7,721.00 during the previous year.

9. **Grant-in-aid**.—The amount of Grant-in-aid received from the Government of Maharashtra for the Coregaon Municipal Library was Rs. 1,000 during the year under report as against Rs. 2,000 during the preceding year.

S. W. APTE

Chief Librarian

## STATEMENT 'A'

*Books Purchased for the Libraries in Extended Suburbs :—*

Language.	Books purchased during the year 1960-61		Books purchased during the year 1961-62.	
	Books. No.	Cost. Rs.	Books No.	Cost. Rs.
English ...	2	15.00	1	4.00
Gujrathi ...	79	281.69	326	976.91
Hindi ...	33	95.80	...	...
Marathi ...	101	336.03	315	989.14
Total ...	215	728.52	642	1,970.05

## STATEMENT 'B'

*Distribution of Books Among the Libraries :—*

Library at	BOOKS.				Total
	English.	Gujrathi.	Hindi.	Marathi.	
Goregaon ...	1	161	...	162	324
Borivli ...	...	165	...	153	318
Total ...	1	326	...	315	642

## STATEMENT 'C'

*Statement showing number of visitors and other particulars showing the progress of libraries during 1961-62 :—*

Libraries.	No. of Visitors.	Books issued.		New Depositors.	Refund passed.	Periodicals subscribed.			Income. Rs.	Expenditure. Rs.
		On Deposit.	On Spot.			D.	W.	M.		
Goregaon ...	...	8,900	...	88	80	...	...	...	319.54	4,244.40
Borivli ...	16,486	5,601	46	115	55	12	15	18	316.89	4,752.07
Total 61-62	16,486	14,501	46	203	135				636.43	8,996.47
" 60-61	15,175	18,183	181	243	82				592.15	7,721.00
" 59-60	16,976	15,271	589	383	59				116.67	7,424.56
" 58-59	8,431	2,362	340	177	17				583.33	6,590.00

## MARKET DEPARTMENT (SUBURBS)

Dr. B. M. Phatarphod, G.B.V.C. was in charge of the Office of the Assistant Superintendent of Markets (Suburbs) during the year under report.

The total receipt of the department amounted to Rs. 8,35,898.22 as against Rs. 9,14,905.38 during the previous year, showing decrease of Rs. 79,007.16. (The decrease is due to non-receipt of Enhanced Entrance Fees on animals from 'A' Budget to 'D' Budget.)

There were 16 Municipal and 2 private markets. The particulars of each Municipal Market with regard to the No. of stalls, revenue, and expenditure etc., as compared with those of the previous year, are given in Appendix 'A.'

Licence fees of the two Private Markets viz., Bharucha's Private Market at Vile Parle and Asgaralli Market at Kurla have been recovered for the year under report.

The No. of Municipal Slaughter Houses during the year was five. The total No. of animals slaughtered, fees recovered from each Slaughter House is shown in Appendix 'B.'

The total No. of animals, brought for slaughter at different slaughter houses, in Suburbs, and the No. of animals rejected as unfit on ante-mortem and post mortem examinations as compared with those of the previous year are as follows :—

Year.	Animals brought for slaughter at different Slaughter Houses.			Animals rejected as unfit on ante-mortem examination.		
	Buf aloes.	Cows and Bullocks.	Sheep and goats.	Buffaloes.	Bullocks and Cows.	Sheep and goats.
1961-62	4,903	690	1,04,564	63	31	954
1960-61	4,815	645	1,04,658	91	26	1,282

The principal causes of Ante-mortem rejection were systecercum bogis, sheep-pen, foot and mouth diseases, emancipation and pregnancy and those of post-mortem condemnation, were liver-flukes, abscesses and bruises.

The approx. weight of dressed meat of buffaloes cows and bullocks was 12,70,950 Kilograms and that of sheep and goats was 9,38,890 Kgs.

The total meat destroyed at Kurla Slaughter House during the Post-mortem examination was 4,530 Kgs.

The following improvements were made in the Municipal Markets during the year under report :—

- (1) Raising the level of the passage of Takia Market, Kurla had been completed.
- (2) Rewiring of electric installations at Kurla Slaughter House has been carried out.
- (3) Repairs to the roof of Kurla Slaughter House had been done.
- (4) Providing C. C. Path way, covering C.C drain, repairing G.I. Sheet etc., at Bridge Market, Kurla had been carried out.
- (5) Two collapsible gates had been provided at Pali Market.
- (6) A rubble stone Masonary wall had been rovided at Kurla, Kasaiwada.
- (7) Connecting of the cesspool attached to Chembur Market to sewer had been completed.
- (8) Extension of Slaughter House at Andheri had been done.
- (9) A compound wall had been provided to Marol Market.

All the markets and Slaughter houses were regularly inspected and strict supervision was exercised with regard to sanitation of the places and wholesomeness of the articles of the food exposed for sale. The unwholesome articles of food, such as fish, fruits, vegetables etc., in different markets and slaughter houses, weighing 10,409 kilograms were destroyed during the year.

The total meat destroyed was 29740½ kilograms as against 10410 kgs. during the last year. In all 214 raids were carried out for detecting unauthorised slaughter and sale of animals in Suburbs. In all 127 cases were filed and all the accused were convicted and fined. The amount of fine inflicted during the year was Rs. 4,018. The total amount realised in auction sale of confiscated animals, sale of skin was Rs. 2,195.09. The amount realised during the year under report, under different items of revenue has been shown in Appendix 'C.'

**APPENDIX 'A'**

*Statement showing the number of Stalls at each of the Municipal Markets and receipts and expenditure etc., during the year 1961-62.*

Name of the Market.	Total No. of stalls.		Stallage charges.		Squatter fees.		Licence fees.	Slaughter fees.	Total Receipts.		Total expenditure		Net Receipts 1961-62.		Net Receipts 1960-61.		Increase or decrease, in the net receipts over the previous year.		
	1961-62.	1960-61.	Rs.	nP.	Rs.	nP.	Rs.	Rs.	Rs.	nP.	Rs.	nP.	Rs.	nP.	Rs.	nP.	Rs.	nP.	
Town Market, Bandra	71	71	11,844	80	25,200	55	295	...	37,340	35	26,874	58	12,095	77	2,845	86	+	9,249	91
Pork Market,	3	3	602	00	...	...	12	1,016	1,630	00	...	...	...	...	...	...	...	...	...
Pali Market	17	17	2,544	00	10,693	69	52	...	13,289	69	10,590	55	2,699	14	3,352	86	-	653	72
Khar Market	154	154	91,641	68	19,204	26	710	...	1,11,555	94	36,292	18	75,263	76	53,088	57	+	22,175	19
Koli-Kalyan Market	6	6	1,896	00	5,365	25	28	...	7,289	25	6,800	08	8,652	92	3,609	69	+	5,043	23
Vakola Market	...	...	...	...	8,163	75	...	...	8,163	75	...	...	...	...	...	...	...	...	...
Santa-Cruz Market	14	14	4,721	67	27,651	26	82	...	32,454	93	16,239	81	16,215	12	6,972	46	+	9,242	66
Vile-Parle Market	79	79	26,197	56	5,396	50	384	...	31,978	06	16,280	09	15,697	97	17,695	65	-	1,997	68
Andheri Market	201	201	61,803	50	70,532	00	841	17,756	1,50,932	50	43,360	35	1,07,572	15	81,994	80	+	25,577	35
Bazar Ward Market	2	2	480	00	2,674	40	12	...	3,166	40	...	...	...	...	...	...	...	...	...
Takia Market	48	48	8,725	96	3,697	80	168	41,891	54,482	76	14,977	44	14,642	70	279	22	+	14,363	48
Bridge Market	54	54	3,980	88	4,810	10	180	...	8,970	98	...	...	...	...	...	...	...	...	...
Ghatkopar Vegetable Market	46	46	9,678	58	9,147	75	232	...	19,058	33	20,930	34	12,974	74	8,994	55	+	3,980	19
Chiragnagar Mutton Market	10	10	2,511	00	1,261	75	48	11,026	14,846	75	...	...	...	...	...	...	...	...	...
Chembur Market	72	72	15,262	43	7,364	93	325	33,308	56,260	36	16,525	37	39,734	99	4,692	93	+	35,042	06
Marol Market	...	...	...	...	12,738	60	...	...	12,738	60	7,911	03	4,827	57	7,672	51	-	2,844	94
<b>Total</b>	<b>777</b>	<b>777</b>	<b>2,41,830</b>	<b>06</b>	<b>2,13,902</b>	<b>59</b>	<b>3,369</b>	<b>1,04,997</b>	<b>5,64,158</b>	<b>65</b>	<b>2,16,781</b>	<b>82</b>	<b>3,10,376</b>	<b>83</b>	<b>1,91,199</b>	<b>10</b>	<b>1,30,170</b>	<b>41</b>	

B. M. PHATARPHOD,

*Ag. Asstt. Superintendent of Markets (Suburbs).*

**APPENDIX 'B'**

*Statement showing the number of animals slaughtered and the amount of Slaughter Fee levied thereon, during the year 1961-62.*

Description of animals slaughtered and place of Slaughter.	April.	May.	June.	July.	August	Sept.	October	Nov.	Dec.	January	February	March.	Total No. of Animals.	Rate per animal	Total amount of slaughter fees.	Remarks.
														Rs. nP.	Rs. nP.	
Buffaloes slaughtered at Kasaiwada, Kurla ...	397	412	388	414	404	407	413	391	420	415	372	407	4,840	25.00	1,21,000.00	The Sl. fees are recovered by Bandra Sl. House and Subsequently adjusted to Budget 'D'.
Cows and Bullocks slaughtered at Kassaiwada, Kurla ...	51	52	46	53	49	53	51	48	56	52	48	53	612	2.50	1,530.00	
Cows and Bullocks slaughtered for religious purposes at Kasaiwada, Kurla ...	...	47	...	...	...	...	...	...	...	...	...	...	47	2.50	117.50	
Sheep and Goats slaughtered at Goat Slaughter house, Tekia Ward, Kurla ...	3,542	3,358	3,345	3,620	3,536	3,382	3,716	3,262	3,693	3,521	3,160	3,756	41,891	...	...	
Sheep and Goats slaughtered at Ghatkopar(Chiragnagar) slaughtered House ...	997	966	826	855	799	823	925	911	957	1,027	860	1,080	11,026	...	...	
Sheep and Goats slaughtered at Chembur Slaughter House ...	2,637	2,656	2,739	2,836	2,734	2,600	3,142	2,777	2,872	2,792	2,451	3,072	33,308	...	...	
Sheep and Goats slaughtered at Andheri Slaughter House ...	1,517	1,649	1,986	1,962	1,748	1,498	1,376	1,249	1,372	1,200	1,029	1,170	17,756	...	...	
Sheeps and goats slaughtered at Military Butchery, Kurla ...	2,625	2,266	1,123	569	981	902	3,033	1,614	4,102	3,547	1,141	1,085	22,988	...	...	
Pigs slaughtered at Pork Market, Bandra ...	47	35	33	40	35	69	38	33	72	39	35	32	508	2.00	1,016.00	
Pigs slaughtered at Vakola ...	8	4	4	5	4	4	5	4	9	4	4	4	59	2.00	118.00	
Pigs slaughtered at Bandra ...	57	51	61	48	53	334	32	40	235	43	62	34	1,050	2.00	2,100.00	
Early Slaughtered of goats ...	...	...	...	...	...	...	...	...	...	...	...	...	...	...	40.00	
Refund of slaughter fees from Budget 'A' ...	...	...	...	...	...	...	...	...	...	...	...	...	...	...	2,05,692.00	
<b>Total</b> ...															<b>3,31,613.50</b>	

B. M. PHATARPHOD,  
Ag. Asstt. Superintendent of Markets (Subs.).

## APPENDIX 'C'

Statement showing the receipts under different items during the year 1961-62.

S. No.	Particulars.	1961-62		1960-61	
		Rs.	nP.	Rs.	nP.
1.	Stallage charges	...	...	2,41,890.06	2,49,790.14
2.	Squatters Fees	...	...	2,13,902.59	2,06,337.87
3.	Slaughter Fees	...	...	3,31,613.50	3,24,171.35
4.	Miscellaneous Fees :—				
	(i) Removal of carcasses	...	...	} 20,493.27	} 20,871.12
	(ii) Blood (Sale)	...	...		
	(iii) Miscellaneous receipts	...	...		
5.	Rent of Buildings and Lands :				
	(i) Ground Rent	...	...	} 808.00	} 808.00
	(ii) Chawl rent	...	...		
6.	Share of Enhanced entrance fee	...	...	..	91,652.90
7.	Licence fees—				
	(i) Stall Holders	...	...	} 27,190.80	} 21,637.00
	(ii) Private Markets	...	...		
	(iii) Outside meat shops	...	...		
	(iv) Kamathis and others	...	...		
	(v) Butchers in Private Markets	...	...		
	(vi) Nokarnama Fees	...	...		
	(vii) Firms selling Bacon, Hane, Sausages etc.	...	...		
	<b>Total</b>	<b>Rs.</b>	<b>...</b>	<b>8,35,898.22</b>	<b>9,15,268.38</b>

B. M. PHATARPHOD,  
Ag. Asstt. Superintendent of Markets (Suburbs).

## MARKET DEPARTMENT (EXT. SUBS.)

Shri B. M. Phatarphod, G.B.V.C., was in charge of the Market Department of the Extended Suburbs during the year.

There were 9 Municipal Markets out of which 4 were Open Air Markets. There were 8 private markets during the year. The list of Municipal and private markets with their locations is given in Appendix 'A'.

The total receipts of the department amounted to Rs. 1,82,398.22 during the year, as against Rs. 1,63,482.89 realised during the previous year. The increase is due to starting recovery of squatter fee at Carter Road Open Air Market during the year.

The Appendix 'B' gives the amounts realized under different items of revenue during the year under report and previous year.

The slaughtering of animals (Sheep and Goats) was done at the slaughtering chambers attached to Borivli, Kandivli and Mulund Municipal Markets and at private Markets at Goregaon and Malad. The total number of animals brought for slaughter at the Municipal Slaughtering Chambers during the year was 16,862, out of which 97 animals were rejected on ante-mortem examination. The total number of animals slaughtered was 16,730 as against 15,806 slaughtered in the previous year. The balance of 35 animals remained for slaughter during the next year. The main causes of rejection were pregnancy and ill-health.

The approximate weight of dressed meat was 1,89,049 K. Grams.

The following works were carried out during the year :—

(1) Construction of Mulund Vegetable Market was completed with electric installation and water supply.

2) Electric fans were installed at Goregaon and Borivli Market Offices.

All the markets and slaughtering chambers were regularly inspected and careful supervision exercised over the stalls with regard to the quality of food stuff exposed for sale thereat. During the year 426 K.Grams mutton, 1512 K.Grams fish, 564 K.Grams Vegetables, 220 K.Grams fruits were destroyed on inspection in the Markets.

In all 10 raids were carried out for detecting unauthorized slaughter and sale of animals in the Extended Suburbs during the year. Out of them 4 cases resulted in conviction. Total fines inflicted were Rs. 55, and the amount realised by sale of confiscated animals was Rs. 300 and Rs. 10 by sale of skins. Besides, 100 Kgs. of beef, 5,436 Kgs. of mutton was destroyed as unwholesome during the year.

B. M. PHATARPHOD,  
*Asstt. Superintendent of Markets*  
*(Extended Suburbs).*



## APPENDIX 'A'

Ward	Name of the Market.	Location.
<i>(a) Municipal Markets.</i>		
P	(1) Goregaon Municipal Open Air Market	... Panchayat Road, Goregaon.
	(2) Somwari Bazar Weekly Market (Open Air)	... Near Shankar Temple, Laxman Nanubhai Road, Malad.
	(3) Cater Road Open Air Market	... Borivli East.
R	(4) Kandivli Municipal Market	... Mahatma Gandhi Road, Kandivli Village (West).
	(5) Akurli Road Municipal Market	... Akurli Road, Kandivli (East).
	(6) Borivli Municipal Market	... Corner of Ghodbunder Road and Mand-peshwar Road, Near Borivli Railway Station
	(7) Gorai Road Open Air Market	... Gorai Road, Borivli.
T	(8) Fish and Mutton Market, Mulund (East)	... Near Mulund Railway Station (East).
	(9) Fruits and Vegetable Market Mulund (West)	... Corner of Ramratan Trivedi Road and Lalwani Road, Mulund (West).
<i>(b) Private Markets.</i>		
P	(1) Allauddin Private Market	... Aarey Road, Goregaon (East).
	(2) Central Private Market	... Do.
	(3) Aarey Colony Market	... Aarey Colony, Goregaon.
	(4) Ganpat Jiwaji Trust Private Market (Mahant Private Market)	... Gaothan Road, Malad.
	(5) Gupta Private Market	... Junction of Anand Road and Station Road Malad. Near Malad Station, Malad.
	(6) D'Souza Private Market	... Vallabhbai Tank Road, Malad.
R	(7) Mody Vegetable Private Market	... Narayandas Joshi Road, Kandivli (Station Road).
	(8) Poisar Weekly Private Market	... In the compound of Poisar Church, Kandivli, Poisar.

## APPENDIX 'B'

Statement showing the receipts under different items during the year 1960-61 and 1961-62.

Serial No.	Particulars.	Amount received	
		during 1960-61.	during 1961-62.
		Rs.	Rs.
1	Stallage charges	29,697.53	32,541.59
2	Squatter fees	82,612.11	89,728.55
3	Slaughter fees	47,359.25	45,624.00
4	Miscellaneous Receipts	306.00	1,272.08
5	Licence fees	3,508.00	13,232.00
	Total	1,63,482.89	1,82,398.22

# EDUCATION DEPARTMENT ( SUBURBS )

1. **Supervision**—Smt. Kapila T. Khandvala, B.A., B.T. (Bom.), M.A. (U.S.A.), the Education Officer of the Corporation and the respective Superintendents and Supervising Officers of the Education Department supervised the working of the Suburban Municipal Schools. Smt. Khandvala retired on 21st August 1961 after office hours and Smt. Madhuri R. Shah, B.A. (Hons.), M.Ed., Ph.D. (Bom.), Ph.D. (Lond.), was appointed as Education Officer from 22nd August 1961.

2. **Municipal Schools, Pupils and Teachers**.—On 1st April 1961, there were 153 schools and 47 classes in the Suburbs. Nine schools and six classes were opened, ten classes were converted into schools, two classes were amalgamated into schools and one class was closed during the year under report. Thus, on 31st March 1962, there were 172 schools and 40 classes in the Suburbs (*Vide Appendix No. I*).

The total number of pupils as on 31st March 1962 stood at 84,904 as against 76,508 of the previous year, showing an increase of 8,396. The highest number on roll in Suburban Municipal Schools was 91,268 at the end of August 1961. The average attendance of pupils throughout the year was 75,144. A table showing comparative figures of Municipal Suburban Schools and pupils therein at the end of March 1961 and March 1962 is given in the Appendix No. I.

At the end of the year under report, there were 2,040 Ordinary Teachers imparting education to 84,904 pupils as against 1,783 teachers to 76,508 pupils during the previous year. Out of 2,040 ordinary teachers 1,834 (*i.e.*, 92.3 per cent.) were trained as against 1,598 out of 1,783 during the preceding year. A statement, showing the number of trained, untrained, permanent and non-permanent teachers on the different sides is given in the Appendix No. II.

3. **Pupils' Progress**.—The Syllabus of studies was divided month by month for the guidance of teachers and for gradual completion of studies in time as per schedule. Teacher's Diaries, Progress Cards and Progress Registers were maintained in all Schools. Quarterly tests of pupils of all standards were taken during the year. Annual Examinations of pupils of Standards I to VII were held along with the examinations of the City Schools.

Text Books for Suburban Schools continued to be the same as were last year.

Teaching of English in Upper Primary Classes on an optional basis introduced as per the decision of the State Government continued as usual. This year, refresher classes for training the English teaching teachers were started. Response thereto was satisfactory.

4. **School Buildings**.—The number of Municipal-owned school buildings in the Suburbs was 50 at the end of March 1962.

5. **Aided and Recognised Schools**.—There were 77 Aided Schools at the end of the year with 829 teachers (718 Ordinary and 111 special teachers) imparting education to 28,066 pupils. The total amount of assessed grant in case of Suburban Schools came to Rs. 3,72,899. The grants assessed were subject to suitable cuts, taking into consideration the sources of income from fees, etc., of the schools concerned. The grants were sanctioned by the Corporation under their Resolution No. 2101 of 15th March 1962, which will be paid to the schools from the renewed grant for 1962-63.

Besides the Aided Schools, there were 22 schools in the Suburbs which were recognised, but which did not receive any Aid from the Corporation. There were 138 teachers in those schools, imparting education to 3,934 pupils.

6. **Physical Education and Scouting**.—Government Syllabus in Physical Education for Lower and Upper Primary Schools in the State was followed in the Suburban Schools with suitable modifications.

Sports Competitions of pupils in Suburban Schools were held at 9 centres and winners in the Final were awarded prizes at the Prize Distribution Ceremony of the Annual Sports.

The usual activities of Boy Scouts and Girl Guides were carried out during the year under report.

7. **Finance**.—The details regarding income, expenditure, average cost per pupil, etc., is given in the main report of the Department for City, Suburbs and Extended Suburban Schools.

8. **General**.—(a) *Sharad Utsav*.—Sharad Utsav was being celebrated at 4 Centres in the Suburbs.

(b) The Schools Health Service under the Deputy Executive Health Officer (Suburbs) for the benefit of Primary Schools in Suburbs continued to operate as usual.

Certified undernourished children were continued to be given 6 oz. toned pasteurised milk.

(c) *Extra-curricular Activities*.—Various activities such as celebration of Independence and Republic Days and Excursions to places of importance were conducted during the year under report. Other details are given in the main report of the Department for City, Suburbs and Extended Suburban Schools.

MADHURI R. SHAH.  
Education Officer.

## APPENDIX No. I.

## Municipal Schools and Pupils (Suburbs).

Class of Schools.	No. as on 31st March 1961.			No. as on 31st March 1962.		
	Schools.	Classes	Pupils.	Schools.	Classes	Pupils.
Marathi	61	4	43,913	69	2	48,694
Gujarati	35	4	14,759	37	4	15,679
Urdu	27	7	8,473	30	6	9,755
Hindi	22	3	5,527	22	3	10,291
Tamil	2	9	816	2	11	882
Malayalam	...	3	110	1	2	239
Telugu	...	4	226	1	3	340
Kannad	2	10	988	6	7	1,350
Sindhi	4	3	1,696	4	2	1,674
Total	153	47	76,508	172	40	84,904

## APPENDIX No. II.

## Number of Teachers (Suburbs).

Class of Schools.	TRAINED.		UNTRAINED.		TOTAL.		Grand Total.
	Per- manent.	Non- permanent	Per- manent.	Non- permanent	Per- manent	Non- permanent	
Marathi	847	286	18	...	865	286	1,151
Gujarati	353	48	10	...	363	48	411
Urdu	66	29	41	43	107	72	179
Hindi	135	22	11	12	146	34	180
Tamil	20	3	...	1	20	4	24
Malayalam	2	6	...	...	2	6	8
Telugu	6	3	...	...	6	3	9
Kannad	24	9	...	...	24	9	33
Sindhi	24	1	9	11	33	12	45
Total	1,477	407	89	67	1,566	474	2,040

# EDUCATION DEPARTMENT (Extended Suburbs)

1. **Supervision.**—Smt. Kapila T. Khandvala, B.A., B.T. (Bom.), M. A. (U.S.A.), the Education Officer of the Corporation and the respective Superintendents and Supervising Officers of the Education Department supervised the working of the Extended Suburban Municipal Schools. Smt. Khandvala retired on 21st August 1961 after office hours and Smt. Madhuri R. Shah, B.A. (Hons.), M.Ed., Ph.D. (Bom.), Ph.D. (Lond.), was appointed as Education Officer from 22nd August 1961.

2. **Municipal Schools, Pupils and Teachers.**—On 1st April 1961, there were 41 Schools and 28 Classes in the Extended Suburbs. Five new schools and ten classes were opened, fifteen classes were converted into Schools, one class was amalgamated with a school and one class was closed, during the year under report. Thus, on 31st March 1962, there were 61 Schools and 21 Classes in the Extended Suburbs (*vide* Appendix No. I).

The total number of pupils as on 31st March 1962 stood at 25,682 as against 21,378 of the previous year, showing an increase of 4,306. The highest number on Roll in Municipal Extended Suburban Schools was 26,695 at the end of August 1961. The average attendance of pupils throughout the year was 19,531. A table showing comparative figures of Municipal Extended Suburban Schools and pupils therein at the end of March 1961 and March 1962 is given in the Appendix No. I.

At the end of the year under report, there were 644 ordinary teachers imparting education to 25,684 pupils as against 537 teachers to 21,378 pupils during the previous year. Out of 644 ordinary teachers, 609 (*i.e.*, 94.09 per cent.) were trained as against 487 out of 537 (*i.e.*, 90.6 per cent.) during the preceding year. A statement showing the number of trained, untrained, permanent and temporary teachers on the different Sides is given in the Appendix No. II.

3. **Pupils' Progress.**—The Syllabus of studies was divided month by month for the guidance of teachers and for gradual completion of studies in time as per schedule. Teachers' Diaries, Progress Cards and Progress Registers were maintained in all Schools. Quarterly Tests of pupils of Standards I to VII were taken during the year under report. Written Annual Examinations of pupils of Standards I to VII were held along with the examinations of the City and Suburban Schools.

Text Books for Extended Suburban Schools continued to be the same as were last year. Teaching of English in Upper Primary Classes on voluntary basis as per the decision of the State Government, continued as usual. This year, Refresher Classes, for the benefit of English teaching teachers were started. Response from teachers thereto was satisfactory.

4. **School Buildings.**—The number of Municipal-owned school buildings in the Extended Suburbs was 30 at the end of March 1962. Remaining schools were accommodated in rented buildings.

5. **Aided and Recognised Schools.**—There were 44 Aided Schools at the end of the year with 421 teachers (381 ordinary teachers and 40 special teachers) imparting education to 13,425 pupils. The total amount of assessed grant in case of Extended Suburban Schools came to Rs. 1,67,896. Various cuts were applied to the assessed amount on the basis of income and expenditure. The final amount worked out to be Rs. 74,722. The amount was sanctioned by the Corporation under their Resolution No. 2101 of 15-3-1962.

The average cost per pupil on the basis of admissible expenditure worked out to Rs. 5.57 to the Corporation.

Besides the Aided Schools, there were 20 schools in the Extended Suburbs which were recognised but which did not receive grant from Corporation. There were 109 teachers in the schools imparting education to 3,054 pupils.

6. **Physical Education and Scouting.**—Government Syllabus in Physical Education for Lower and Upper Primary Schools in the State was followed in the Extended Suburban Schools with suitable modifications

Sports competitions of pupils in Extended Suburban Schools were held at four centres and winners in the Finals were awarded prizes at the Prize Distribution Ceremony of the Annual Sports held on 26th February 1962 at the St. Xavier's College Gymkhana Grounds. A Mass Drill Display was held at Borivali, on 9th December 1961, wherein about 800 pupils from 10 schools took part.

The usual activities of Boy Scouts and Girl Guides were carried out during the year under report.

7. **Finance.**—An amount of Rs. 2,50,000 was received from Government towards the cost of Primary Education in the Extended Suburbs. The following table shows the Average Cost per pupil for the year 1961-62 :—

Average cost  
per pupil.  
55.46

(a) According to the number of pupils on Roll on 31-3-1962 (25,684)

8. **General**—(a) *Sharad Utsav.*—Sharad Utsav was being celebrated at two Centres in the Extended Suburbs.

(b) *Medical Inspection.*—The Health Service of Schools in Extended Suburbs which was started from 13th June 1960 continued to work smoothly during the year under report.

(c) *Extra-curricular Activities.*—Various activities such as celebration of Independence and Republic Days and Excursions to places of importance were conducted during the year under report. Other details are given in the main report of the Department for City, Suburban and Extended Suburban Schools.

MADHURI SHAH,  
Education Officer.

APPENDIX No. I

Municipal Schools and Pupils (Extended Suburbs)

Class of Schools	No. as on 31st March 1961			No. as on 31st March 1962		
	Schools	Classes	Pupils	Schools	Classes	Pupils
Marathi	21	16	11,555	36	2	13,359
Gujarati	12	4	6,435	13	3	7,918
Urdu	4	4	447	3	6	1,038
Hindi	4	2	1,448	4	3	1,741
Tamil	1	3	414	1	4	469
Malayalam	...	1	50	...	1	73
Kannad	...	1	73	...	1	81
Sindhi	3	1	956	4	...	955
Telugu	...	...	...	...	1	50
<b>Total</b>	<b>41</b>	<b>28</b>	<b>21,378</b>	<b>61</b>	<b>21</b>	<b>25,684</b>

APPENDIX No. II

Number of Teachers (Extended Suburbs)

Class of Schools	Trained		Untrained		Total		Grand Total
	Perma-nent	Non-Perma-nent	Perma-nent	Non-perma-nent	Perma-nent	Non-perma-nent	
Marathi	300	36	4	...	304	36	340
Gujarati	167	26	5	...	172	26	198
Urdu	10	4	2	...	12	6	18
Hindi	30	4	5	...	35	9	44
Tamil	10	5	1	1	11	6	17
Malayalam	1	...	...	...	1	...	1
Telugu	1	...	...	...	1	...	1
Kannad	2	...	...	...	2	...	2
Sindhi	11	2	8	2	19	4	23
<b>Total</b>	<b>532</b>	<b>77</b>	<b>25</b>	<b>10</b>	<b>557</b>	<b>87</b>	<b>644</b>

## GARDENS DEPARTMENT (Suburbs )

1 New garden at Mount Mary Road Bandra has been laid out during the year 1961-62, and the total number of gardens in the suburbs at present is 20. There are also 3 playgrounds provided for games and holding meetings etc. The work of following garden sites is in progress :

- (1) Garden at 7 Bungalows Andheri.
- (2) Teli gully Andheri East.
- (3) Hingwala lane Garden Ghatkopar.
- (4) Tilak Road Garden Ghatkopar.

One very big plot under Gazdar Scheme at Danda has been acquired for the purpose of laying out recreation ground.

Lights were provided in the following gardens during the course of the year :—

- (1) T.P.S. No. 4 Garden, Bandra.
- (2) Perry Road, Perry Cross Road, Bandra.
- (3) Bail Bazar Garden Kurla.

425 trees were planted on roadside and gardens.

In all about 170 complaints about pruning and cutting of trees were received and daily attended to.

Music programmes in different suburban gardens were arranged as shown below :

- 11 bands.
- 11 Orchestras.
- 2 Vocal music.

The total expenditure incurred on maintenance of gardens in suburban in 1961-62 was Rs. 1,30,444.00 and the income was Rs. 5,686.66.

G. S. HEGDE,  
Superintendent, Municipal Gardens.

## **GADREN DEPARTMENT (Extended Suburbs.)**

---

One new garden was laid out during the year at Goregaon East and now the total number of gardens in the extended suburbs comes to *six in all*.

6 bands and 1 orchestra programmes were arranged at Devidayal Park and Samant Estate, Goregaon.

The expenditure incurred on the maintenance of gardens in the Extended Suburbs was Rs. 14,595 and the income was Rs. 542-76 in the year 1961-62.

**INDEX**  
**(SUBURBS)**

	PAGE
Accounts Department—Report of the Chief Accountant (Suburbs)	... 23, 77
Advances—Statement of	... 64
Advertisement Section—Fees from	... 175, 177
Articles unwholesome—No. of	... 189, 193
Assessment and Collection—Report of Deputy Assessor and Collector (Suburbs)	... 123, 129
Balance sheet of Revenue Account	... 40
Building—Private—Inspection and Supervision of	... 136, 153
Capital Expenditure—Details of	... 44
Capital Fund—Balance Sheet	... 42
Chief Accountant—Report on the Suburban Accounts	... 23, 77
Collapses of Buildings	... 136, 154
Departmental Heads—List of	... 1
Deposit Account—Statement of	... 65
Drainage—Information regarding	... 138, 155
Education—Primary	... 195-197
Education—Report of the Education Officer and Head Masters	... 195-197
Engineering Department—Report of the (Suburbs)	... 135, 153
Expenditure—Details of Capital Expenditure	... 44
Loan Works	... 25
New Works—Statement of	... 37
Expenditure—Total of	... 39, 57, 71
Financial—Report of the Chief Accountant	... 23, 77
Funds—Capital Funds—Balance Sheet of	... 42
Loan Funds	... 25
Sinking Funds	... 25, 79
Special Funds—Statements of	... 41
Gardens	... 199, 201
Hawkers—Fees from	... 175, 178
Heads of Departments—List of	... 1
Income—Details of	... 31
Statement of	... 31-34
Income—Total of	... 34
Investments	... 26, 79
Layouts information regarding	... 137, 154
Licence Department—Report of the Assistant Superintendent of Licences (Suburbs)	... 175, 177
Licences—Fees from—No. of	... 175, 177
Lighting—Public	... 135, 153
Loan Funds	... 25, 79
Loan Works Expenditure	... 25, 79
Markets Department—Report of the Assistant Superintendent of Markets (Suburbs)	... 189, 193
Meters—Repairs to	... 164, 172
No. of connections	... 163, 171
Revenue from meter hire	... 164, 172
Testing of	... 164, 172
New Works—Statement of Expenditure on	... 37, 93
Permits for advertisements—No. of	... 175, 177
Properties—No. of the	... 123, 129
Properties No. of the—Statement of Classification of	... 126, 132
Public Stand-pipes—No. of the	... 164, 172
Pumping Stations	... 138
Pumping Sets	... 164, 172
Reteable Value—Amount of	... 123
Incidence of	... 123
Revenue—Account—Balance Sheet of	... 40, 97
Revenue—Account—Income and Expenditure	... 24, 78, 31 88, 35, 91
Revenue—Statement of	... 31, 87
Roads—Improvements of	... 135, 153
Maintenance of	... 135, 153
Schemes—Drainage	... 138, 155
Town Planning Schemes	... 136, 154
Schools—Primary Schools—Report of Education Officer	... 195, 197
Scurities—Information regarding	... 72, 119
Shops and Establishments Section—Licence Department	... 175, 177
Sinking Funds	... 25, 79
Slaughter Houses in Suburbs	... 189, 193
Slaughter Houses—No. of Animals Slaughtered	... 191
Special Funds—Statement of	... 41
Stalls—Municipal Markets—No. of the	... 190, 193
Statistics of Finances	... 30, 85
Surplus Cash Balance	... 23, 77
Suspense Account—Income and Expenditure	... 70, 115



**INDEX—(Contd.).****(SUBURBS)**

	PAGE
Taxes—Collection of	... 123, 129
Demands of	... 123, 129
Outstandings	... 123, 129
Rates of	... 123, 129
Refund cases	... 124, 130
Suits for recovery of	... 125, 131
Theatre taxes	... 125, 131
Urban Immoveable Property Tax	... 125, 131
Town Planning Schemes (Sub.)	... 136, 154
Urban Immoveable Property Tax	... 125, 131
Water Mains—Bursts on	... 164, 172
Length of	... 164, 172
New Mains	... 164, 172
Water Works Department—Report of Hydraulic Engineer	... 163, 171
Water Works	... 163, 171
Water—No. of Water Connections	... 163, 171
Sources of	... 163, 171
Statistics of supply of	... 163, 171
Supply system of	... 163, 171
Wells—No. of	... 164

**PART—II**  
**CONTENTS**  
**(SUBURBS)**

	<b>PAGE</b>
(1) Summary of the vital statistics	... (i)
(2) Review of the year	... 1
(3) Vital statistics	... 2
(4) Control of communicable diseases	... 2
(5) Sanitary conditions in the merged areas	... 3
(6) Licensable Trades	... 3
(7) Laboratory work	... 3
(8) Health Publicity and Propaganda	... 4
(9) Insecticide Services	... 5
(10) Vaccination	... 5
(11) Supply of milk to the undernourished children attending Municipal Schools in the Suburbs	... 5 & 6
(12) Medical Relief	... 7
Hospitals (Table 47)	... 39
Maternity Services (Table 48)	... 40
Dispensaries	... 7
(13) Tables Nos. 1 to 51 relating to the vital statistics, sanitation and Medical Relief	... 8 to 44
(14) Maternity and Child Welfare Services	... 3

**PART—II**  
**Summary of the Vital Statistics**  
**FOR THE YEAR 1961.**

(1) Area of Suburbs	...	67.81 sq. miles. (43,398.40 acres)								
(2) Density of Population per acre	...	23.89								
(3) Population	<table border="0" style="display: inline-table; vertical-align: middle;"> <tr> <td style="font-size: 2em; vertical-align: middle;">}</td> <td>Census 1961</td> <td>...</td> <td>10,36,585</td> </tr> <tr> <td style="font-size: 2em; vertical-align: middle;">}</td> <td>Mid-year estimated for 1961</td> <td>...</td> <td>10,54,000</td> </tr> </table>	}	Census 1961	...	10,36,585	}	Mid-year estimated for 1961	...	10,54,000	
}	Census 1961	...	10,36,585							
}	Mid-year estimated for 1961	...	10,54,000							
(4) Total live births registered	...	32,216								
(5) Birth rate per 1,000 of population (Mid-year estimated for 1961)	...	30.6								
(6) Total deaths registered	...	8,610								
(7) Death rate per 1,000 of population (Mid-year estimated for 1961)	...	8.2								
(8) Total deaths among infants (under 1 year)	...	2,192								
(9) Infant deaths per 1,000 live births	...	68								
(10) Maternal Deaths	...	46								
(11) Maternal Death Rate per 1,000 of births (including still births)	...	1.4								
(12) Maternal Death Rate per 1,000 of live births	...	1.4								
(13) Still Births	...	894								
(14) Plague Deaths	...	Nil.								
(15) Cholera Deaths	...	Nil.								
(16) Small-pox—										
(a) Deaths	...	345								
(b) Death rate (per 1,000 of population)	...	0.33								
(17) Influenza—										
(a) Deaths	...	4								
(b) Death rate (per 1,000 of population)	...	0.00								
(18) Tuberculosis—										
(a) Deaths	...	471								
(b) Death rate (per 1,000 of population)	...	0.45								

# Annual Report of the Deputy Executive Health Officer For The Suburbs For The Year 1961.

**Preliminary.**—Dr. D. V. Parulekar, M.B.B.S., D.P.H., M.P.H. (U.S.A.) acting Deputy Executive Health Officer and Dr. A. R. Shirodkar, M.B.B.S., D.P.H. acting Deputy Executive Health Officer were in charge of the Health Services in the Suburbs from 1st January 1961 to 20th December 1961 and from 21st December 1961 to 31st December 1961 respectively.

**Review of the year.**—The entire Suburban merged area is divided into 5 Wards which are sub-divided into 30 Sections each of which is in the charge of a Medical Assistant or a Sanitary Inspector. These 30 Sections are grouped to form 4 registration districts each being in the charge of a Medical Officer of Health for registration of births and deaths, who is also in charge of the area for the supervision of general sanitation.

The Sanitary supervision in the entire Suburban area was carried out by adopting the following measures.

1. Inspection and supervision of premises and their environments with a view to rectification of sanitary defects through the enforcement of sanitary regulations on owners and occupiers.
2. Sanitary control over licensable trades.
3. Enforcing food sanitation, detection of adulteration in food, destruction of unwholesome food and
4. Pest Control.

**Population Census.**—The Census operation was eventually completed in the month of March 1961. The population figure as compared with the last Census in 1951 is given below:—

	1951 Census	1961 Census.
Suburbs	5,10,250	10,36,585

**9th Live Stock Census.**—Live Stock Census under the auspices of Government of Maharashtra was undertaken in Suburbs and Extended Suburbs.

Dr. D. V. Parulekar, M.B.B.S., D.P.H., M.P.H. (U.S.A.), the Deputy Executive Health Officer was in overall charge of the Live Stock Census operations carried out in the City, Suburbs and Extended Suburbs.

One Chief Clerk, Five Malaria Inspectors, Seventy three Junior Overseers, Four Clerks, One Typist and One Peon were engaged on the Live Stock Census Operation.

This Census was commenced on 10th March 1961 and was completed on 15th April 1961.

## OUTSTANDING ACTIVITIES OF THE YEAR.

'Health and Cleansing Weeks' were organised in selected localities with the help of the local Social Organizations throughout the year. Localities were selected in turns for intensive cleansing and rectification of sanitary defects in the residential premises etc., T.A.B. Inoculations and vaccination against small pox were done. Health education of the residents of these localities was carried out by exhibiting films on health and sanitation.

'Well Baby Clinics' at the two hospitals at Bandra and Kurla and at the two Maternity Homes at Chembur and Rajawadi have been started during the year.

'B. C. G.' vaccination and 'Triple' Vaccine services have been started at all the Maternity Homes in the Suburbs.

The building of the Kol Dongri Dispensary was completed and the dispensary started functioning from 17th October 1961.

The construction of an additional floor over the existing Hospital Building at the K. B. Bhabha Hospital Kurla, for accommodating an additional ward was in progress.

**Milk in School Scheme.**—A provision of Rs. 3,00,000 was made to meet the cost of the Scheme in the Suburbs and 11 850 undernourished children were supplied with milk. In addition to this, 8 820 children from I to V Standards were also catered with milk from 1st of November 1961. Each child was given 6 oz of toned pasteurised milk per day.

**Area and population.**—The total area of the Suburbs included in the Greater Bombay is about 43,398 acres (67.81 sq. miles). The population as enumerated in the Census of 1961 was 10,36,585.

**Density of population.**—The mean density of population at present is 23.89 per acre.

**Meteorology.**—Meteorological data is given in Table 9.

**Rainfall.**—The total rainfall recorded at Santacruz observatory was 2634.9 mm as against 2182 mm in the previous year. The wettest month of the year was July 1961 with 1385.5 mm of rain as against 925.00 mm in the month of June 1960 which was the wettest month during that year.

## VITAL STATISTICS.

**Births and Deaths.**—32,216 Live Births (16,581 males and 15,635 females) were registered during the year as against 27,970 in 1960 showing an increase of 4,246. Total deaths registered were 8,610 as against 7,491 in 1960 showing an increase of 1,119. Birth rate was 30.6 and the death rate was 8.2 per 1000 population giving an increase of 22.4 per 1000.

Registration of Live Births by months in 1960 and 1961 is given in Table 1.

Still Births reported during the year were 894 or 2.7 per cent. of Live Births.

**Mortality by Sexes.**—Of the total 8,610 registered deaths in the year, 4,828 were males and 3,782 were females.

**Mortality by Causes.**—*Vide* Table 35.

**Mortality by Months.**—*Vide* Table 2 with corresponding figures for 1960.

**Copies of Birth and Death Registry.**—The number of copies of births and deaths registered prior to January 1951 pertaining to the Suburban population issued during the year by Suburban offices.

Birth Certificates	...	195
Death Certificates	...	36

**Infant Mortality.**—Total deaths among infants under one year numbered 2,192. The infant mortality rate was 63 per 1,000 Live Births for the year 1961 as against 70.2 for 1960. Classification of infant mortality for the year by principal causes and ages is given in Table 4.

## CONTROL OF COMMUNICABLE DISEASES

(a) **Notification.**—Notification of infectious diseases by Medical Practitioners showed marked improvement.

(b) **Plague.**—Plague was absent during the year. Anti-plague measures such as rat destruction, flea destruction especially through D. D. T., dusting of rat holes and D. D. T. spraying of houses etc., were however, continued.

(c) **Small pox.**—Small pox caused 948 attacks and 345 deaths.

The number of primary vaccinations and re-vaccinations was 35,329 and 4,33,670 as against 34,849 and 1,60,244 respectively in the previous year. Details of vaccination service are given under the Head 'Vaccination.'

(d) **Cholera.**—Cholera was absent.

(e) **Influenza.**—There were 4 deaths from Influenza

(f) **Enteric Fever.**—135 cases and 19 deaths were reported from this disease as against 582 and 43 respectively in the previous year. Inoculations against typhoid were given by the Medical staff as well as by the Private Medical Practitioners to whom T.A.B. vaccine was supplied free of charge for free inoculations.

(g) **Poliomyelitis.**—There were 5 deaths.

(h) **Diphtheria.**—330 cases and 28 deaths were reported.

(i) **Cerebro Spinal Meningitis.**—There was no death.

(j) **Malaria.**—There was one death from malaria. Out of 3,651 Blood Smears taken by the Medical Officers in charge of the Municipal Dispensaries and examined at the Municipal Laboratory 250 were found positive. Anti-mosquito measures were carried out in all the Wards by the Insecticide Branch as per details given in a separate Section of the report.

(k) **Dysentery.**—There were 65 deaths from Desentery.

(l) **Tuberculosis.**—Tuberculosis took a toll of 471 lives and the death rate was 0.45 per thousand of the population.

## OTHER PRINCIPAL DISEASES.

(m) There were 2,064 deaths from the disease of the respiratory system, 37 from Bronchitis, 434 from Diarrhoea, 1796 from Pneumonia, 535 from Congenital debility and 755 from Senile Debility.

(n) **Venereal Diseases.**—The cases reported at the Medical Institutions in the Suburbs were directed to the Venereal Diseases Clinic at 354, Bellasis Road, Bombay.

(o) **Leprosy.**—The Acworth Leprosy Home at Matunga and Leprosy Home at Trombay were taken advantage for the control of this disease. One Lady Health visitor for follow up work in Leprosy Control in the merged area has been working since July 1951 under the guidance of the Superintendent Acworth Leprosy Home, Matunga. The record of field work done by the Health visitor is given in Table 11. One Leprosy Clinic opened under the Greater Bombay Leprosy Control Scheme for the diagnosis and treatment of the disease at N. J. Wadia Dispensary Andheri continued working on every Tuesday and Friday between 11-30 a.m. and 4-0 p.m. Another Leprosy Clinic is conducted under the same Scheme at Municipal General Hospital, Rajawadi Chatkopar since 10th May 1958 and it works on every Saturday between 9-00 a.m. and 11-00 a.m.

**Disinfection.**—Terminal disinfection of houses was carried out and concurrent disinfection was advised wherever cases of infectious diseases were known to have occurred.

**Maternity and Child Welfare Services.**—Maternity and Child Welfare Services were continued in all their aspects through the Clinics conducted at the two Maternity Homes and two Maternity-cum-Hospitals in the Suburbs.

2. Services offered were (i) Institutional care and (ii) Domiciliary care. Institutional care included the activities such as ante-natal, post-natal, infant, follow up work, education and propaganda of these services through posters, leaflets, group-talks film shows etc. Domiciliary care included imparting health education and carrying out propaganda amongst the women folk. Domiciliary visits were paid by the Health Visitors daily

'Child Welfare Services' were augmented by starting 'Well Baby Clinics' at the two hospitals at Bandra and Kurla and at two Maternity Homes at Chembur and Rajawadi.

'B.C.G.' Vaccination to new born babies has been started in all the Maternity Homes, 3816 babies were given B. C. G. vaccination. 'Triple Vaccination' has also been started in these Maternity Homes.

### FAMILY PLANNING

1. Advice in spacing of births was given confidentially by the Medical Officers to the needy married women at the Family Planning Clinics conducted at the four medical institutions in the Suburbs.

2. Contraceptives were also given free after demonstrating the use of the same.

3. The Health Visitors attached to the Institutions also paid domiciliary visits to the mothers for carrying on follow up work and propaganda amongst the women.

**Medico Social Unit at Kherwadi, Bandra.**—A Medico Social Unit established at Kherwadi, Bandra, in April 1957 by appointing a Medico Social Worker in order to carry out an integrated practice of medicine based on the family and community as a Unit continued its working.

The Honorary services of some of the medical personnel specialising in the different fields of medicines working at the Kherwadi family and Community Health Centre, which is a voluntary Social Organization working in that area, were obtained.

### SANITATION

Measures to improve sanitation comprised of attention to—

(a) Premises sanitation and

(b) Food Sanitation.

(a) Premises sanitation included inspection of premises and their environments, taking measures to remedy the defects and control over licensable trades etc.

**Sanitary Control of premises.**—Sanitary requisitions were enforced in order to redress legitimate grievances and complaints (*vide* Table 10 and 13).

**Licensable Trades.**—Licences were issued to all such trades as were found conducted in the Municipal Limits with a view to enforcing on them the minimum of hygiene and sanitary requirements. Such enforcements necessitated statutory actions and prosecutions in several instances.

(b) **Food sanitation.**—This included supervision and control through licensing of food shops and establishments inspection of food stuffs exposed for sale and seizure and destruction of food found unwholesome or unfit for human consumption *vide* Table 14.

The Prevention of Food Adulteration Act 1954 was enforced during the year for controlling adulteration of various food stuffs including milk.

### LABORATORY WORK

The total number of samples examined during the year was 7,847. Of these, 2,767 samples were examined chemically, 313, bacteriologically and 4,767 clinically.

The examination of samples of milk from the Government Milk Distribution Centres all over Greater Bombay was continued during the year and 51 milk samples were examined from different milk centres in the Suburbs.

### CHEMICAL

**Food Stuff.**—2,288 samples of food stuffs were examined *vide* table 12.

**Water.**—357 samples of water were examined as shown below:—

311 from wells.

46 from other sources.

Of those, 296 samples were found to be unfit for potable purposes.

**Miscellaneous.**—71 samples of miscellaneous nature were examined.

## BACTERIOLOGICAL AND CLINICAL

Samples were examined bacteriologically.

**Water.**—254 samples of water were examined as under :—

156 from wells and  
98 from other sources.

Of these, 153 well water samples and 27 samples from other sources were found to be unsatisfactory for potable purposes.

**Samples for Diagnostic purposes.**—4,767 samples for diagnostic purposes were examined as under:—

Blood for Malarial Parasites	...	3,651
Blood for differential count	...	35
Blood for total count	...	610
Sputum for T. B.	...	10
Urine	...	314
Stools for General examination	...	108
Semen	...	39
Sputum for other tests	...	...
Swabs for Diphtheria	...	...

**Miscellaneous.**—59 samples of miscellaneous nature were examined as under :—

Sweets	...	9
Miscellaneous food	...	48
Others	...	2

## HEALTH PROPAGANDA AND PUBLICITY IN THE SUBURBS

January to December 1961.

The Public Relations Department disseminated knowledge about positive aspects of health, environmental sanitation and civic sense, amongst the citizens, through all recognised media of publicity such as Film Shows, Exhibitions, Cinema slides, Posters and other Printed material, Talks, Cleansing campaigns etc.

1. **Health Education Film Shows.**—During the year under report 205 film shows were organised in different parts of the Suburbs when documentary films on prevention and control of diseases like, typhoid, diphtheria, small pox, leprosy, were screened, along with other Films on various aspects of public health. Over 1,56,120 persons witnessed these films.

2. **Preventive Immunisation Campaigns.**—As an additional step towards intensifying the preventive drive against small pox and typhoid, 129 vaccination campaigns and 70 T. A. B. inoculation campaigns were arranged with the help of the Publicity Van. Nearly 41,017 persons accepted vaccinations (including re-vaccination) and 4,164 persons were given anti-typhoid inoculations. During these campaigns instructions regarding other preventive measures, were also broadcast through the microphone.

3. **Health Stalls.**—A special Health Stall was put up during the St. Mount Mary's Fair, Bandra, where attractive models, show-cards, cut-outs etc., on subjects having a distinct bearing on health and sanitation were displayed. Facilities for Vaccinations and T.A.B. Inoculations were also provided at this stall which attracted a large number of visitors from all over Greater Bombay.

Similar stalls were also put up at the Gujrat Research Society, Khar and Ramji Asar Vidyalaya, Ghatkopar. Itinerary exhibits were displayed at the Andheri Maternity Home and at various schools in Suburbs.

4. **Intensive Cleansing Campaigns.**—With a view to keeping alive the interest and enthusiasm regarding health and cleanliness, intensive cleansing campaigns were carried out once a month in all the Wards in Suburbs when Municipal services and voluntary efforts were co-ordinated and pressed into service. During the course of these campaigns the citizens were exhorted to form building, chawl or area committees and maintain environmental sanitation.

5. **A table showing normal activities carried out in Suburbs.**

Nature of activity.	No. of Film shows campaigns exhibitions etc.	Approximate number of persons benefited.
(1) Health Education Film Shows	205	1,56,120
(2) Vaccination campaigns	129	41,017
(3) T. A. B. Inoculation campaigns	70	4,164
(4) Health Exhibition stalls	5	...
(5) Intensive Cleansing Campaigns	48	...

6. **Other Activities.**—Besides these normal activities, the department participated in various celebrations such as the World Health Day, Family Planning Day, Anti Fly Week, National Cleanliness Day, Prohibition Week, All India Children's Day, Social Education Week, Anti T. B. Campaign etc. During such functions opportunity was taken for giving special film shows, group talks and supply of printed publicity material on health, sanitation and Civic enlightenment. Prior publicity for enlisting public co-operation was also given to the operations in connection with the Population Census 1961 by means of screening of Films on the subject, talks, display and distribution of printed posters and other printed material. Similar activities were also undertaken during the Mass Blood Survey carried out in connection with the Malaria Eradication programme.

## INSECTICIDE BRANCH

Residual spraying of all villages which were known to be malarious were intensified in consonance with the policy adopted by the Government for the Malaria Eradication.

Anti-fly measures by spraying and dusting of insecticides were carried out in all the localities where environments were favourable for fly breeding.

All the urbanised areas were included in the weekly larviciding programme for culex control.

Liquidation of potential mosquito breeding places such as disused wells, low lands etc., has been partially achieved by statutory action calling upon landlords to carry out filling in with earth or covering of well with reinforced cement concrete.

Statement of insecticides used during the year is given in table 38.

The position as regards the presence of anopheles mosquitoes in the Suburbs is summarised in Table 39 and 40.

Evidence of the existence of Malaria as indicated by 'Spleen rate' is shown in Table 41 ward-wise.

The old and disused wells present serious problem in mosquito control and the statement in Table 42 annexed shows details about wells rendered mosquito proof by either filling in or covering with cement concrete.

## VACCINATION.

All the 26 vaccination stations continued working during the year under review.

During the year under report one new Public Vaccination Station was started at the Municipal Free Dispensary at Jogeshwari near Squatter's Colony which functions on every Friday between 8-30 a.m. to 10-30 a.m.

As usual the stock of vaccine lymph brought from the Central Vaccine Depot was stored in the Cold Storage Cabinets provided for the purpose, for the speedy distribution to the Suburban staff during vaccination work.

The incidence of small pox was very high during the 1st quarter of the year. However, precautionary measures such as opening of temporary stations, Mass vaccination campaigns were carried out amongst the labour population, vagrant camps and such other population groups among whom small pox particularly begins and takes root. The population groups in Government Housing Colonies and Squatters' Colonies, Schools (Primary and Secondary) Mills, Factories and such other institutions were also protected by vaccination in the beginning of the year.

With the outbreak of the cyclical small pox all the aforesaid measures were forthwith intensified and continued throughout the Suburbs with the help of additional Vaccination Staff and Sanitary Staff by carrying out Vaccination at odd hours late in the evening. The Suburban Municipal Hospitals and Mobile Hospitals Free Dispensaries which were also equipped for the purpose, carried out vaccination even on Sundays and Holidays to suit convenience of the general public.

Vaccination was carried out with the help of the propaganda van 65 times and 10,772 persons were vaccinated.

Table No. 15 shows the attacks and deaths from small pox in the Suburbs during the last five years.

## INSPECTION OF RESULTS.

The results of Primary Vaccination were checked by Vaccinators. They were re-checked personally by the Head Vaccinator (Suburbs) in 895 cases. The rate of successful vaccination was 82.12 per cent.

On checking the vaccination work in a number of cases that visited the stations for showing results on the 8th day of the vaccination, the results were found satisfactory. Such inspection also ensured that the vaccine lymph used was consistently of good potency.

The results of re-vaccination were checked only in the cases of those who called again to obtain certificate in the international forms.

## POSTPONEMENT OF PRIMARY VACCINATION.

During the period under review primary vaccination was postponed in only 8 cases.

## PROSECUTIONS.

No prosecutions were launched for failure either to bring infants for vaccination or to present them for inspection 7 days after the operation.

## ILL EFFECTS FROM VACCINATION.

No serious ill effects due to vaccination were observed during the year.

## SCHOOL HEALTH SERVICE.

The School Health Services in respect of the Municipal Primary Schools in Suburbs were continued during the year. Systematic medical inspection of the pupils in Standards II and IV was taken up with a view to clear up arrears of 1959-60 and of 1960-61. During the year under report 11229 pupils were examined



(6295 boys and 4934 girls) from 92 schools including classes out of whom 4252 boys and 3802 girls were found to have one or more physical ailments.

Amongst the ailments detected, general debility, enlarged tonsils, enlarged lymphatic glands, dental carries, contagious skin diseases and defects of vision and eye diseases were prominent as will be seen from the following tables.

In the total 16,807 defects detected the percentage for individual defects worked out is as follows :—

	Per cent.
(1) General Debility	70.61
(2) Oro-Dental (mouth and teeth)	32.2
(3) Throat	36.3
(4) Skin (Contagious)	7.6
(5) Enlarged glands	35.9
(6) Eye (External)	5.4
(7) Eye (Vision)	2.4
(8) Heart Circulation	0.09
(9) Lungs including T. B.	0.07
(10) Nose	1.7
(11) Nervous -system	0.01
(12) Mental Capacity	0.02
(13) Ear	2.2
(14) Leprosy	0.6
(15) Spleen	0.01
(16) Deformities of bones and rickets	0.06
(17) Speech	0.01

**Leprosy.**—Pupils suspected to have leprosy, skin patches, etc. were referred to either Acworth Leprosy Home, Vadala or G. B. L. Clinics at Andheri and Mulund for expert opinion, confirmation of diagnosis and treatment. 31 pupils were found to be suffering from leprosy of neural and lepromatous type. They were prevented from attending schools and also followed up at G. B. L. Clinics. At the request of local public and the School authorities a boy from Mulund area was isolated by admitting him at Acworth Leprosy Home as he was an advanced case with ulcers. The detected defects were communicated to the parents or guardians of the children and most of them consented to their wards being given treatment at the Municipal Institutions. Minor ailments amongst the children were treated at the nearest Municipal Dispensaries in the Suburbs as well as at Bhabha Hospitals at Bandra and Kurla and cases with major ailments were directed to Lokmanya Tilak General Hospital, Sion.

The Assistant Medical Officers contacted 241 parents in the schools and explained to them the necessity of the Medical treatment to their children.

The Municipal Primary Schools in the Suburbs were supplied with emergency out fit including medicaments to treat scabies, ringworm and render first aid to the injured pupils in the schools.

### HEALTH EDUCATION AND FOLLOW UP WORKS.

About 66 Health talks on hygiene including personal hygiene were given to the children in the schools by the Assistant Medical Officer. Deficiencies and defects in school premises noted by them were reported to the Municipal Departments concerned for necessary action.

The School Health Services were continued during the year for the follow up work. The details in this respect are as under.

(1) Home Visits	...	946
(2) Re-visits	...	31
(3) Health Talks	...	273

### SCHOOL CLINIC

The routine treatment of minor ailments at the K. B. Bhabha Hospital, Kurla and Bandra was continued till June 1961. But it was observed that this treatment would be carried out at the local Municipal dispensaries and avoid the extra load of work on the already heavy worked hospitals. Moreover, these hospitals would render the same medical aid as those of dispensaries due to the non-existence of special facilities for expert Specialised work like tonsilectomy, dental defects, vision, etc., The arrangement was brought into force at the request of the M. Os in charge of the abovementioned hospitals and to avoid inconvenience of long distances of Suburban Schools from where the children had to be brought and escorted back after treatment. Major ailments were continued to be treated at the clinic at Lokmanya Tilak Municipal General Hospital, Sion.

No. of cases treated in different departments are as under :—

(1) Medical	...	152
(2) Ophthalmic	...	262
(3) Aural	...	476
(4) Skin	...	17
(5) Dental	...	63
(6) Surgical	...	7

11,266 pupils from Municipal Schools and 2045 pupils from private schools were got vaccinated against small pox and 23441 pupils from Municipal Schools and 6,639 pupils from private schools were got inoculated against typhoid. Diphtheria immunization work in Municipal Schools in Suburbs was carried out and 15,569 pupils were given 1st dose and 8405 pupils were given 2nd dose.

Sports, mass drill, etc., were organised by Education Department at different places in the Suburbs i.e. Kurla, Andheri, Chembur, Bandra and Santacruz where the Assistant Medical Officers were in attendance to render first aid to the injured participants.

### MILK SCHEME.

A provision of Rs. 3,00,000 was made to meet the cost of the scheme in the Suburbs and only 11,850 undernourished children could be included in the scheme due to the inability of the Director, Bombay Milk Scheme to supply the required quota of milk. Each child was given 6 ozs of toned pasteurized milk per working day till October 1961. From November 1961, the Director Bombay Milk Scheme had given an additional quota of 8820 bottles. As per S. C. R. No. 3704 of 8-2-61 the additional quota of 8820 bottles was given to the children from I to V Standards from 31 Municipal Schools in poorer localities. The remaining quota was given to 11,850 undernourished children from 106 Suburban Municipal Centre Schools.

### MILK TO THE UNDERNOURISHED CHILDREN

During the year, 11850 detected undernourished children from 106 Suburban Municipal Centre Schools and 8820 children from I to V Standards of 31 schools received each 6 ozs. of toned pasteurised milk on every school working day.

The total expenditure incurred during the year on the milk schemes as detailed below :—

(1) Milk to the undernourished School Children	...	2,10,016.92
(2) Teachers and Peons allowance	...	4,700.82
	Total ...	<u>2,14,717.74</u>

The Municipal Institutions rendering Medical Relief in the merged Suburban area during the year under report were as follows :—

- (1) Khershedji Behramji Bhabha Hospital and Sr. Kawasji Jahangir Readymoney Dispensary, Bandra ✓
- (2) Municipal Free Dispensary at Kherwadi, Khar (East). ✓
- (3) Yashodabai Monji Vora Dispensary, Tejpal Road, Vile Parle (East). ✓
- (4) N. J. Wadia Dispensary, Ghodbunder Road, Andheri. ✓
- (5) Municipal Free Dispensary at Khoja Galli, Versova. ✓
- (6) Municipal Free Dispensary at Squatter's Colony, Jogeshwari. ✓
- (7) Khan Bahadur H. K. Bhabha Hospital and Bai Mithibai Hormusji Wadia Main Dispensary, Kurla ✓
- (8) Bai Mithibai Hormusji Wadia Branch Dispensary, Old Kurla. ✓
- (9) Seth Dwarkadas Tribhuwandas J. P. Municipal Dispensary and Maternity Home, Chembur. ✓
- (10) Municipal Free Dispensary and Shamabai Vithaldas Khimji Municipal Maternity Home, Rajawadi, Ghatkopar. ✓
- (11) Seth V. C. Gandhi and M. V. Vora Municipal General Hospital, Rajawadi, Ghatkopar. ✓
- (12) Municipal Free Dispensary, Bhandup. ✓
- (13) Five Mobile Dispensaries of the People's Mobile Hospitals. (5) ✓
- (14) Odhavdas Tarachand Municipal Free Dispensary, Old Khar. ✓
- (15) Municipal Free Dispensary, Danda. ✓
- (16) Municipal Maternity Home, Andheri. ✓
- (17) Municipal Free Dispensary at Marol. ✓
- (18) Municipal Free Dispensary at Kol Dongri. ✓

One Municipal Mobile Dispensary also rendered service in those villages which are not served by the hired Mobile Dispensary Units of the Peoples' Mobile Hospitals.

### DISPENSARIES.

In addition to the two dispensaries attached to the Bhabha Hospital at Bandra and Kurla there are 13 Municipal Free Dispensaries viz. at Andheri, Vile Parle, Marol, Old Kurla, Chembur, Bhandup, Jogeshwari, Versova, Rajawadi, Kherwadi, Old Khar, Danda and Kol Dongri respectively.

Table 7 shows the cases treated at the Municipal Free Dispensaries during the year under report.

Medical Relief is also rendered in the villages in the Suburban merged areas through mobile dispensary units according to a planned programme.

TABLE 1  
BIRTHS BY MONTHS IN 1960 AND 1961

Period.	MONTHS.												Total.
	Jan.	Feb.	March.	April.	May.	June.	July.	Aug.	Sept.	Oct.	Nov.	Dec.	
(1)	(2)	(3)	(4)	(5)	(6)	(7)	(8)	(9)	(10)	(11)	(12)	(13)	(14)
1960	1,881	1,936	1,782	1,882	1,835	1,991	2,316	2,356	2,464	2,895	2,997	3,635	27,970
1961	2,170	1,623	1,931	2,447	2,554	2,634	2,768	2,541	2,896	3,062	3,123	4,467	32,216

TABLE 2  
DEATHS BY MONTHS—1960 AND 1961

Period.	MONTHS.												Total.
	Jan.	Feb.	March.	April.	May.	June.	July.	Aug.	Sept.	Oct.	Nov.	Dec.	
(1)	(2)	(3)	(4)	(5)	(6)	(7)	(8)	(9)	(10)	(11)	(12)	(13)	(14)
1960	621	625	577	615	571	542	687	685	604	561	708	695	7,491
1961	678	804	823	832	722	707	649	676	684	651	660	724	8,610

TABLE 3  
Municipal Maternity Homes  
The accommodation and the admission in each home during 1961

Name of the Maternity Home	No. of cases admitted	No. of Beds.
(1) K. B. Bhabha Hospital Bandra	5,092	45
(2) K. B. Bhabha Hospital, Kurla	2,875	13
(3) Municipal Maternity Home, Chembur	2,213	18
(4) S. V. K. Municipal Maternity Home, Ghatkopar	3,194	20
(5) Municipal Maternity Home, Andheri	3,637	20
Total	17,011	116

TABLE 4  
INFANT MORTALITY FROM PRINCIPAL CAUSES FROM (1956-61)  
YEARS

Causes of Death.	1956	1957	1958	1959	1960	Annual average 1956to60	1961	Difference between (A) and (B)		
						(A)	(B)			
Poliomyelitis	...	...	...	...	5	1	1	...		
Small-pox	...	...	...	6	18	7	58	+ 51		
Measles	...	...	2	4	3	2	7	+ 2		
Malarial Fever	...	...	...	...	...	...	...	...		
Ague and Remittent Fever and Fever not defined	...	...	6	11	25	8	3	11	12	+ 1
Diarrhoea and Enteritis	...	...	154	151	159	216	271	190	197	+ 7
Dysentery	...	...	3	10	7	9	5	7	15	+ 8
Infantile Debility and Malformation including premature births	...	...	823	868	959	1,006	946	920	1010	+ 90
Diseases of Respiratory system	...	...	454	565	530	534	511	517	673	+ 156
Convulsions	...	...	9	8	13	22	12	13	4	- 9
Other Causes	...	...	125	138	191	188	187	165	215	+ 50
Total	1,576	1,751	1,905	1,986	1,963	1,836	2,192	+ 356		

TABLE 5

Infant Deaths from principal causes by age-groups, Expressed as Percentages of the Total Infant Deaths

Age-Period.	Small-pox.	Measles.	Malarial fever.	Ague and Remittent Fever and fever, not defined.	Diar-rhoea and Enteritis.	Dysen-tery.	Infantile Debility and Malforma-tion, including premature births.	Diseases of the Respira-tory system.	Convul-sions.	Polio-myelitis.	Other causes.	All causes
1	2	3	4	5	6	7	8	9	10	11	12	13
Under 7 days	...	...	...	0.1	0.4	...	85.0	6.5	0.1	...	7.9	100.0
1 to 4 weeks ...	1.0	...	...	0.3	8.3	0.3	52.4	20.9	0.6	...	16.2	100.0
4 weeks to 6 months.	4.9	0.3	...	0.8	14.1	1.1	24.8	47.3	0.2	...	6.5	100.0
6 to 12 months	4.9	1.0	...	1.0	15.9	1.4	10.8	52.2	...	0.2	12.6	100.0
Total percent-age for all ages upto 1 year.	2.7	0.3	...	0.5	9.0	0.7	46.1	30.7	0.2	0.0	9.8	100.0

TABLE 6

Deaths among Infants from Principal Causes by age periods

Age periods.	Small-pox.	Measles.	Malarial fever.	Ague and Remittent Fever and fever, not defined.	Diar-rhoea and Enteritis.	Dysen-tery.	Infantile Debility and Malforma-tion and premature birth.	Diseases of Respira-tory system.	Convul-sions.	Polio-myelitis.	Other causes	All causes	Perce-n-tage to the total infant death.
1	2	3	4	5	6	7	8	9	10	11	12	13	14
Upto 7 days.	...	...	...	1	3	...	637	49	1	...	59	750	34.2
1 to 4 weeks ...	3	...	...	1	26	1	165	66	2	...	51	315	14.4
Total under 4 weeks.	3	...	...	2	29	1	802	115	3	...	110	1,065	48.6
4 weeks to 6 months.	30	2	...	5	87	7	153	292	1	...	40	617	28.1
6 months to 12 months.	...	5	...	5	81	7	55	266	...	1	65	510	23.3
Total	58	7	...	12	197	15	1,010	673	4	1	215	2,192	100.0

TABLE 7

Number of new cases treated and total attendances at the Municipal Free Dispensaries in Suburbs during the year 1961 :-

Serial No.	Name of the Dispensary.	No. of cases treated	Total attendance
1	Sir Cowasji Jahangir Ready-money, Dispensary Waterfield Road, Bandra	55,129	1,32,364
2	Yeshodabai Monji Vora Dispensary, Vile Parle	21,362	1,08,652
3	N. J. Wadia Dispensary, Andheri	1,01,727	4,52,332
4	Municipal Free Dispensary at Squatters' Colony, Jogeshwari	29,332	1,34,084
5	Bai Mithibai Hormusjee Wadia Main Dispensary, Kurla	51,176	1,95,799
6	Bai Mithibai Hormusjee Wadia Branch Dispensary, Old Kurla	62,378	6,26,510
7	Seth Dwarkadas Tribhuvandas J. P. Municipal Dispensary, Chembur	24,647	1,69,634
8	Municipal Free Dispensary, Bhandup	21,140	1,16,007
9	Municipal Free Dispensary, Versova	15,972	1,16,777
10	Municipal Free Dispensary Rajawadi, Ghatkopar	1,67,224	5,62,447
11	Municipal Free Dispensary, Kherwadi, Bandra	14,191	24,196
12	Odhavdas Tarachand Municipal Free Dispensary, Old Khar	23,800	51,802
13	Municipal Free Dispensary, Danda	11,495	58,366
14	Municipal Free Dispensary, Moral	12,168	34,370
15	Municipal Free Dispensary, Kol-Dongri	4,106	11,973
16	Mobile Medical Unit, Ghatkopar	16,039	29,673
17	Mobile Medical Unit, Andheri	15,141	42,447
18	Mobile Medical Unit, Kurla	12,767	31,897
19	Mobile Medical Unit, Chembur	15,067	34,972
		6,74,861	29,34,302

TABLE No. 8.

Attendance at all the Municipal General Dispensaries and Mobile Units in the Suburbs during 1961

Description of Disease	January	February	March	April	May	June	July	August	September	October	November	December	Total.
I.—ALIMENTORY SYSTEM ...													
(a) Diarrhoea	3,968	3,412	3,692	3,663	4,380	4,500	4,805	4,849	4,389	4,355	4,343	4,159	50,515
(b) Dysentery	1,998	1,857	2,175	1,891	2,268	2,502	2,538	2,213	2,352	2,367	2,355	2,157	26,673
(c) Dyspepsia	1,860	1,569	2,014	2,046	2,296	2,348	2,519	2,936	2,295	2,601	2,239	1,969	26,692
(d) Helminthiasis	523	458	631	618	711	739	751	827	521	522	498	481	7,280
(e) Liver-Jaundice	308	292	299	307	452	333	359	470	442	247	517	486	4,512
II.—CIRCULATORY SYSTEM ...													
(a) Heart	2	1	4	5	3	2	3	3	2	4	...	...	27
(b) Blood vessels	2	6	3	2	3	2	6	2	1	...	...	...	27
(c) Blood pressure	237	233	228	245	280	244	268	299	271	309	281	241	3,136
III.—EXANTHEMATA SYSTEM...													
(a) Chickenpox	4	28	22	42	10	3	3	...	...	...	...	...	112
(b) Measles	53	39	61	25	36	53	32	42	56	51	76	62	586
(c) Smallpox	...	...	...	...	...	...	...	...	...	...	...	...	...
IV.—FEVERS													
(a) Fevers not defined	3,240	3,222	3,365	3,468	3,830	5,205	4,265	4,518	4,244	3,530	4,840	4,447	48,174
(b) Malaria	...	...	...	...	...	...	...	...	...	...	...	...	...
V.—INJURIES AND ACCIDENTS	421	406	417	723	607	730	667	663	726	888	834	770	7,852
VI.—NUTRITION													
(a) Avitaminosis	963	893	1,202	978	1,478	1,537	1,763	1,513	1,420	1,494	1,187	986	15,414
VII.—NERVOUS SYSTEM													
(a) Neuritis	90	80	57	59	85	73	87	85	49	67	68	55	855
(b) Sciatica	48	20	54	20	44	32	36	37	73	82	62	49	557
(c) Tremors	...	...	1	1	1	...	...	2	1	...	...	...	6
VIII.—RESPIRATORY SYSTEM ...													
(a) Bronchitis	2,160	2,256	2,432	2,503	2,589	2,553	2,761	3,398	2,564	3,357	3,667	3,398	33,638
(b) Bronchopneumonia	385	354	398	314	322	326	321	378	338	354	337	405	4,232
(c) Common cold	3,729	3,258	3,877	3,783	4,053	3,415	4,860	4,765	4,785	4,754	4,667	4,321	50,267
(d) Influenza (Non-epidemic)	246	301	331	271	293	440	305	465	621	437	382	352	4,444
(e) Laryngitis	205	242	272	311	300	270	358	308	461	248	163	161	3,299
(f) Pharyngitis	636	469	624	760	828	701	528	680	671	606	702	722	7,927
(g) Pneumonia	355	370	357	356	340	339	622	579	481	403	595	581	5,398
(h) Tonsillitis	541	494	667	612	599	676	613	717	713	602	527	603	7,364
(i) Whooping cough	288	237	242	326	276	263	188	314	116	144	312	219	2,925
IX.—SKIN AND APPENDAGES													
(a) Diseases of skin—													
(i) Herpes	341	308	343	388	575	516	561	599	597	548	573	725	6,074
(ii) Ringworm	983	912	860	892	971	832	911	1,045	1,080	1,178	1,099	754	11,517
(iii) Scabies	1,434	1,533	1,507	1,403	1,231	1,384	1,278	1,251	1,171	1,302	1,523	1,640	16,657

X.—SPECIAL ORGANS—	(a) Eyes—															
	(i) Conjunctivitis	...	972	816	953	935	995	948	975	959	976	981	1,132	1,078	11,720	
	(ii) Corneal ulcer	...	82	72	77	96	60	92	162	59	108	108	95	100	1,111	
	(iii) Foreign body in Eye	...	173	157	178	106	127	101	127	143	137	92	140	127	1,608	
	(iv) Iritis	...	17	137	12	12	17	89	23	31	29	92	31	29	419	
	(v) Ophthalmia	...	376	359	409	419	462	440	398	473	480	243	537	483	5,079	
	(vi) Spring catarrh	...	3	9	9	10	13	16	42	41	29	31	35	31	269	
	(b) Ears															
	(i) Diseases of ears	...	1,341	1,185	1,190	1,298	1,312	1,317	1,572	1,505	1,369	1,320	1,603	1,507	16,519	
	(c) Nose															
(i) Diseases of Nose	...	330	416	429	406	392	377	330	398	409	358	479	457	4,781		
(d) Teeth																
(i) Disease of teeth	...	866	788	922	945	958	941	785	998	1,037	1,062	989	963	11,254		
XI.—SURGICAL AILMENTS	(a) Injuries	...	4,733	4,356	5,162	5,325	5,000	5,402	5,592	5,513	4,446	4,611	5,425	5,078	60,643	
	(b) Minor surgical operations	...	411	414	461	429	547	538	691	85	441	415	306	316	5,054	
	(c) Ulcers	...	942	764	804	1,048	1,059	1,307	1,329	1,369	1,077	1,294	1,117	922	13,032	
XII.—GENITO-URINARY	(a) Nephritis	...	38	20	83	54	70	62	67	123	126	148	76	46	913	
	(b) Pyelitis	...	21	20	56	23	40	57	32	69	60	68	40	37	523	
	(c) Gravel (Stone)	...	20	23	23	23	64	31	21	31	68	49	33	27	413	
XIII.—ALL OTHER DISEASES	(a) Specific															
	(i) Anaemia	...	1,354	1,183	1,195	1,662	1,752	1,645	1,942	1,945	2,074	2,149	1,858	1,707	20,466	
	(ii) Mumps	...	125	106	128	126	108	105	96	137	111	121	158	115	1,436	
	(iii) Tuberculosis	...	411	389	387	440	400	387	428	375	449	400	426	390	4,882	
	(iv) Venereal Diseases	...	203	163	149	188	126	87	100	83	63	135	146	82	1,525	
	(v) Diabetes	...	66	87	75	74	59	58	67	41	29	46	11	74	687	
	(b) Non-specific															
	(i) Fistula in Ano	...	...	...	...	1	10	28	16	6	14	...	...	...	75	
	(ii) Gircivitis	...	377	300	390	339	350	348	340	401	225	207	156	152	3,585	
	(iii) Migraine	...	32	24	32	29	23	11	22	78	92	57	36	32	468	
	(iv) Piles	...	89	130	112	109	109	97	117	176	200	122	131	97	1,489	
	(v) Sprains	...	172	130	207	212	218	203	229	444	481	243	224	219	2,982	
	(vi) Stoma'itis	...	1,281	1,255	1,266	1,317	1,502	1,521	925	1,127	1,303	1,751	1,894	1,581	16,723	
	(vii) Varicos: veins	...	1	...	7	2	1	...	...	4	...	...	...	8	23	
	(viii) A.N.C.	...	49	1	1	...	1	4	6	1	4	3	6	6	82	
	(ix) P.N.C.	...	1	1	1	...	2	1	2	...	...	2	2	2	15	
	(x) All other causes	...	860	374	465	406	934	345	198	596	554	266	265	370	5,633	
	Total New Cases		...	40,366	36,829	41,318	42,046	45,572	45,596	48,042	50,169	46,832	46,822	43,198	45,779	5,39,559
	Males		...	19,095	17,519	19,988	20,043	21,339	22,650	23,041	23,936	22,518	23,032	23,621	22,032	2,58,814
	Females		...	21,271	19,310	21,330	22,003	24,233	23,946	25,001	26,233	24,314	23,790	25,577	23,747	2,80,755
Total Attendance		...	1,41,681	1,44,387	1,57,511	1,51,856	1,80,469	1,74,986	1,93,960	1,63,305	1,94,783	1,90,864	1,86,715	1,95,324	20,75,841	

TABLE 9

## METEOROLOGICAL DATA OF SANTA-CRUZ OBSERVATORY FOR THE YEAR 1961

Latitude 19°07' N

Longitude 72°51' E

MONTHS 1961	WIND		TEMPERATURE (°C)						RELATIVE HUMIDITY (%)			RAIN FALL (in millimeters).						*Num- ber of rainy days (2.5 mms. or more
	Direc- tion at 0830 hours	Mean Velocity in Kilo- meters per hour (Average during 24 hrs)	Mean Maxi- mum tempe- rature °C	Depar- ture from normal °C	High- est in Month °C	Mean mini- mum tempe- rature °C	Depar- ture from normal °C	Low- est in month °C	Mean Relative Humidity (in percentages)		Mean Depar- ture from Normal of mean RH at 0830 hours 1 ST.	Total rain fall in month	Deper- ture from Normal	Highest fall in one day		Minimum fall in one day		
									at 0830 hours 1ST.%	at 1730 hours 1ST.%				Mms.	Date	Mms.	Date	
January ...	N60E	8.4	31.3	+ 2.3	36.2	17.2	+ 19.0	12.4	54	47	- 11	0.00	- 0.3	0.0	...	0.0	...	0
February ...	N67E	9.5	29.9	+ 0.5	33.6	16.3	+ 0.6	11.0	59	47	- 3	19.2	+ 18.2	18.0	6	1.2	5	1
March ...	N69E	9.7	32.2	+ 1.0	36.8	20.2	+ 1.3	15.7	67	53	- 3	0.0	- 0.3	0.0	...	0.0	...	0
April ...	N11E	10.6	32.9	+ 0.8	36.0	23.0	+ 0.6	20.5	68	60	- 2	0.0	- 0.3	0.0	...	0.0	...	0
May ...	N45W	11.8	32.9	+ 0.5	34.6	25.8	+ 0.7	23.1	73	69	+ 1	28.4	+ 8.6	15.7	25	0.2	17	3
June ...	S42W	17.6	32.1	+ 0.7	34.0	25.6	- 0.3	22.7	82	77	+ 5	317.0	- 250.9	70.1	25	0.1	2,4,17	17
July ...	S83W	23.9	28.7	- 1.0	30.2	24.2	- 0.6	22.9	90	89	+ 9	1,385.5	+ 415.7	157.8	25	1.6	13	28
August ...	S74W	19.2	29.4	+ 0.2	30.4	24.4	+ 0.4	22.2	88	85	+ 6	545.4	- 93.2	149.7	19	0.2	22	23
September ...	S57W	17.8	29.7	+ 0.2	30.8	23.9	+ 0.5	22.5	85	80	+ 0	253.4	- 114.1	30.4	7	0.1	20	19
October ...	N87E	8.4	31.3	- 0.5	34.6	22.2	+ 0.1	18.5	76	68	- 6	86.0	- 12.8	27.0	9	0.2	12	7
November ...	N77E	7.3	33.2	+ 0.9	34.9	20.6	+ 1.9	18.0	64	58	+ 4	0.0	- 7.4	0.0	...	0.0	...	0
December ...	N77E	7.5	31.3	+ 0.2	34.8	17.3	+ 1.6	13.1	64	55	- 1	0.0	- 1.0	0.0	...	0.0	...	0

Slight change in Latitude and Longitude due to change in observation site at Santacruz .

TABLE 10

*Statutory actions under the B. M. C. Act—1961.*

Total No. of notices served	...	...	...	2,517
Number complied with	...	...	...	828
Notices withdrawn	...	...	...	...
Number pending (disputed or not served)	...	...	...	313
Number cancelled	...	...	...	45
Number of notices issued in 1961.	...	...	...	...

TABLE 11

FIELD WORK DONE BY THE HEALTH VISITOR OF THE LEPROSY CLINIC IN THE SUBURBS DURING THE YEAR 1961.

(1)	Number of Patients who ceased attending and who were persuaded to resume treatment :			
		Ceased	...	146
		Persuaded	..	28
(2)	Contacts examined in Homes	...	...	157
(3)	Contacts brought to the clinic for examination	...	...	20
(4)	Leprosy patients discovered by examination of contacts...	...	...	4
(5)	Visits to the Homes of the patients:—			
		First	...	106
		Subsequent	...	1,030
(6)	Talks on leprosy given	...	...	307
(7)	Homes wherein isolation was arranged	...	...	Nil

TABLE 12

FOOD STUFFS EXAMINED CHEMICALLY AT THE MUNICIPAL LABORATORY IN 1961.

Description of samples.	Total Number received.	Number found adulterated.	
(1)	(2)	(3)	
Milk including Govt. Milk supply	...	807	537
Ghee and Butter	...	90	57
Edible Oils	...	226	42
Prepared Tea	...	27	4
Turmeric Powder	...	35	12
Snacks (Chikki and fruits)	...	...	...
Miscellaneous	...	668	252
Total	...	1,853	904

TABLE 13

*Prosecutions under the Bombay Municipal Corporation Act and the Bombay Prevention of Adulteration Act in 1961.*

	Under Bombay Municipal Corporation Act.	Under Bombay Prevention of Adulteration Act.	
(1) Number of Cases outstanding as on 1st January 1961	...	4,081	1,149
(2) Number of Cases filed during the year	...	7,144	1,532
Total Cases	...	11,225	2,681
<i>Less—</i>			
(1) Number of cases disposed off during the year	...	5,663	1,690
(2) Number of cases in which proceedings were abated during the year	...	17	...
(3) Number of cases outstanding as on 1st January 1962	...	5,545	991
Total amount of fines inflicted	Rs.	30,456	Rs., 31,008



TABLE 14

*Food seizure and destruction in the enforcement of Sections 415 and 416 of the Bombay Municipal Corporation Act—1961.*

Fruit (Fresh)	...	...	...	...	} 278 Kilos & 29 Doz.
Fruits (Dry)	...	...	...	...	
Tins of preserved fruits	...	...	...	...	}
Jam tins	...	...	...	...	
Potatoes	...	...	...	...	29 Kilos
Pickles	...	...	...	...	6 do.
Vegetables	...	...	...	...	66 do.
Grains	...	...	...	...	33,529.65 do.
Chillies	...	...	...	...	...
Biscuits	...	...	...	...	3 Kilos.
Beacon	...	...	...	...	...
Fish (Fresh baskets)	...	...	...	...	...
Fish (Dry) or tinned	...	...	...	...	...
Onions	...	...	...	...	18 lbs.
Flesh tinned	...	...	...	...	...
Indian Sweetmeats	...	...	...	...	299 Kilos.
Sterilised Milk	...	...	...	...	...
Condensed Milk	...	...	...	...	...
Tea or Coffee	...	...	...	...	...
Gur	...	...	...	...	42 Kilos.
Curds	...	...	...	...	...
Sugarcane Juice	...	...	...	...	...
Milk	...	...	...	...	28 Litres
Dates	...	...	...	...	7 Kilos
Other prepared food	...	...	...	...	722 do.

TABLE 15

Small-pox attacks and deaths by months from 1955 to 1961 and other particulars.

year	January	February	March	April	May	June	July	August	September	October	November	December	Total	Death rate.	Fatality rate.	Remarks.
1955																
Attacks ...	1	—	5	6	1	2	2	...	...	1	...	...	18	0.0	27.7	Sporadic.
Deaths ...	...	...	1	1	...	1	1	...	...	1	...	...	5			
1956																
Attacks ...	1	2	...	5	3	3	2	2	...	3	6	4	31	0.01	25.8	Do.
Deaths ...	1	...	...	...	2	1	...	2	...	1	...	1	8			
1957																
Attacks ...	14	34	76	4	24	11	9	2	...	8	3	12	236	0.1	25.4	Epidemic from 24-2-1957 to 25-5-57. 3 months 1 day.
Deaths ...	4	8	17	3	8	2	2	0	...	4	...	2	60			
1958																
Attacks ...	21	31	82	84	39	28	14	10	1	1	6	2	319	0.1	31.0	Epidemic from 26-1-58 to 7-6-1958. 4 month 13 days.
Deaths ...	4	3	20	30	16	11	4	2	1	1	...	2	99			
1959																
Attacks ...	15	4	35	13	4	3	9	7	5	...	...	...	95	0.04	21.1	Sporadic
Deaths ...	3	1	6	9	2	...	1	1	2	...	...	...	20			
1960																
Attacks ...	4	6	26	22	40	26	25	15	7	16	38	97	322	0.2	29.5	Sporadic.
Deaths ...	...	...	11	7	11	10	5	4	3	5	11	28	95			
1961																
Attacks ...	126	230	199	160	138	71	17	2	3	2	...	...	948	0.3	36.3	Death rate worked out on mid-year estimated population of 1961
Deaths ...	49	41	87	69	65	21	8	1	3	1	...	...	345			

Death Rate worked out on census Population

Death rate worked out on mid-year estimated population of 1961

TABLE 16

## Deaths due to Tuberculosis by Sex and Type of Disease

	Total Deaths.			Death Rate
	Male	Female	Total	
Pulmonary ... ..	244	114	358	0.3
Other T. B. ... ..	54	59	113	0.1
All forms ... ..	298	173	471	0.4

TABLE 17

## Enforcement of Sanitation—1961.

	No. OF INSPECTIONS, ETC. BY	
	Medical Officers of Health	Medical Asistants, San. Inspectors and Sub-inspectors
<i>A.—Nature of Inspections or premises visited—</i>		
(1) Dwelling Houses ... ..	1,894	6,434
(2) Milch cattle stables ... ..	1,019	3,772
(3) Other stables ... ..	32	175
(4) Dairies and Milk Shops ... ..	292	1,500
(5) Eating Houses ... ..	1,071	3,434
(6) Other premises where food is sold ... ..	144	684
(7) Aerated water works ... ..	7	7
(8) Other workshops and Factories ... ..	18	147
(9) Accumulations of refuse ... ..	72	289
(10) Building works ... ..	6	6
(11) Drains and Fittings ... ..	114	442
(12) Other Inspections and Inquiries ... ..	1,733	6,266
Total No. of Inspections ... ..	6,409	23,159

*B.—Works, etc., completed—*

(1) <i>Dwellings—</i>		
(a) Limewashed ... ..	165	385
(b) Water supply provided ... ..	...	...
(c) Cleaned and Refuse removed ... ..	38	481
(d) Insanitary Dwellings evacuated ... ..	...	51
(2) <i>Stables—</i>		
(a) Paved and Drained ... ..	3	60
(b) Cleaned and Refuse Removed ... ..	123	532
(c) Licences cancelled ... ..	40	195
(3) <i>Eating Houses, Dairies, etc.—</i>		
(a) Regulations enforced ... ..	271	1,037
(b) Licenses cancelled ... ..	...	...
(4) <i>Factories and Workshops—</i>		
(a) Limewashing, etc., carried out ... ..	...	...
(5) Drains, etc., repaired ... ..	...	12
(6) Privies abolished ... ..	...	...
(7) New Water-closets provided ... ..	6	6
(8) Accumulation of refuse removed ... ..	44	182
(9) Other works completed ... ..	99	338
Total sanitary work completed ... ..	789	3,279

TABLE 18

## Mortality by Age Groups in 1959, 1960 and 1961

Age period.	1959		1960		1961			Percentage of total mortality.
	Deaths.	Percentage of total mortality.	Deaths.	Percentage of total mortality.	Male (a)	Female (b)	Persons	
Under 1 year ...	1,986	29.6	1,963	26.2	1,169	1,023	2,192	25.5
1 to 5 years ...	1,048	15.6	1,289	17.2	681	715	1,396	16.2
5 to 10 years ...	234	3.5	292	3.9	165	197	362	4.2
10 to 15 years ...	86	1.3	121	1.6	78	46	124	1.4
15 to 20 years ...	115	1.7	156	2.1	98	75	173	2.0
20 to 30 years ...	498	7.4	588	7.8	468	363	831	9.6
30 to 40 years ...	438	6.5	488	6.5	407	245	652	7.6
40 to 50 years ...	442	6.6	460	6.2	364	158	522	6.1
50 to 60 years ...	511	7.6	513	6.9	393	192	585	6.8
60 years and above.	1,347	20.1	1,621	21.6	1,005	768	1,773	20.6
Total ...	6,705	100.0	7,491	100.0	4,828	3,782	8,610	100.0

TABLE 19

## Deaths and death rates from Epidemic and principal diseases

Causes of Death.	1960		1961	
	Deaths	Death-rate (as per Census population of 1951)	Deaths	Death-rate (as per mid-year estimated population of 1961)
<i>Principal Epidemic Diseases.</i>				
Small-pox ...	95	0.18	345	0.33
Measles ...	63	0.12	21	0.02
Plague ...	...	...	...	...
Enteric Fever ...	43	0.03	19	0.02
Malarial Fever ...	...	...	1	0.00
Ague and Remittent Fever ...	...	...	1	0.00
Influenza ...	2	0.00	4	0.00
Cholera ...	...	...	...	...
Dysentery ...	44	0.08	65	0.06
Diphtheria ...	38	0.07	28	0.03
<i>Other Principal Diseases.</i>				
Tuberculosis ...	486	0.95	471	0.45
Cerebro-Spinal Fever ...	1	0.00	...	...
Diseases of the Nervous System ...	254	0.48	289	0.27
Diseases of the Respiratory System ...	1,587	3.10	2,064	1.96
Diarrhoea and Enteritis ...	543	1.06	434	0.41
Puerperal State ...	37	0.07	46	0.04
Congenital Debility and Diseases of early Infancy ...	987	1.93	1,072	1.01
Old Age ...	740	1.44	755	0.71
Leprosy ...	2	0.00	1	0.00
Violence ...	472	0.92	617	0.58
Other Causes ...	2,097	4.10	2,377	2.25
Total ...	7,491	14.68	8,610	8.16

TABLE 20  
Certification of Cause of Death in 1961.

Year	Total Deaths.	Verified by District Registrars	Medical officers of Hospitals	Private Medical Practitioners	Hakims and Vaidyas	Commissioner of Police	Coroner of Bombay	Total	Percentage of Total Certificates received to the Total Mortality.
1960...	7,491	2,694	1,908	2,028	9	10	842	4,797	64.0
1961...	8,610	3,801	1,651	2,026	6	31	1,095	4,809	55.8

TABLE 21  
Infant Mortality

The number of children born in and out of Bombay who died before completing twelve Months of age in 1961:—

	Born in Bombay Suburbs.		Born out of Bombay.	Deaths under 1 year of age.
	Births Registered.			
	Before death.	After death.		
Total	1,212	898	82	2,192
Percentage	55.3	41.0	3.7	100.0

TABLE 22  
Deaths in Puerperal state:—

No.	Specific Cause of Death.	Number of Deaths.
1	Ante-partum Haemorrhage	4
2	Post-partum Haemorrhage	13
3	Toxaemias (Eclampsia, Hyperemesis Gravidarum, Acute Yellow Atrophy Albuminuria)	9
4	Puerperal Sepsis (Septicaemia, Septicaemia, Phlegmiasis, Algodolens, Coli Infection, etc.)	13
5	Embolism	3
6	Shock during or immediately after delivery	1
7	Other Causes	46
Total		89

TABLE 23  
Reported Enteric Fever cases by months in 1961.

Disease	MONTHS.												Total.
	Jan.	Feb.	March.	April.	May.	June.	July.	Aug.	Sept.	Oct.	Nov.	Dec.	
Enteric Fever	21	7	3	7	8	6	8	17	20	16	5	17	135

TABLE 24  
Particulars relating to Enteric Fever Since 1955.

Year.	Attacks.	Deaths.	Fatality Rte.	Death Rte.	Hospitalisation.	Cases notified by Medical Practitioners.	Inoculations.	Attack Rate	Remarks.
1955	490	49	10.0	0.1	480	10	21,271	0.9	Death Rate worked out on census Population.
1956	397	41	10.3	0.1	394	3	17,067	0.8	
1957	437	55	12.5	0.1	433	6	20,366	0.9	
1958	421	35	8.3	0.05	413	11	15,227	0.8	
1959	518	52	10.0	0.1	515	3	20,712	1.0	
1960	582	43	7.4	0.1	576	6	17,902	1.1	Death Rate worked out on midyear estimated Population of 1961.
1961	135	28	20.7	0.3	135	...	39,818	0.1	

TABLE 25  
Reported Diphtheria cases by months in 1961.

Disease	MONTHS.												Total.
	Jan.	Feb.	March.	April.	May	June.	July.	Aug.	Sept.	Oct.	Nov.	Dec.	
Diphtheria.	46	32	9	11	21	16	23	23	26	33	40	50	330

TABLE 26

Table showing the number of Births, The Birth Rate, Deaths under one year 1,000 of Births by Sections in 1961

Serial No. of Sections.	Name of Section.	No. of Births Registered.			No. of Births per 1,000 of population of 1961 CENSUS	Deaths under one year per 1,000 of Births.
		Males.	Females.	Total.		
1	Slaughter House, Bunder wadi and Bazar, Bandra ... ..	452	486	938	40.9	46.9
2	Colwad and Bandra Hill ... ..	213	199	412	27.1	89.8
3	Palli Hill, Sherli and Chimbai ... ..	213	215	428	22.9	39.7
4	Danda ... ..	258	231	489	47.7	47.1
5	Khar Scheme and Charndawallaki Wadi ... ..	1,265	1,236	2,501	37.2	46.8
6	Khar and Pali ... ..	419	372	791	41.7	29.1
7	Hill Road and Turner Road ... ..	311	305	616	17.0	47.8
8	Santacruz West ... ..	321	328	649	38.1	61.6
9	Santacruz Central ... ..	261	251	512	24.1	85.9
10	Santacruz East ... ..	936	952	1,888	29.9	65.1
11	Vile-Parle East ... ..	1,147	1,033	2,130	33.8	56.4
12	Vile-Parle West ... ..	231	221	452	16.1	92.9
13	Andheri East ... ..	1,428	1,268	2,696	37.2	50.8
14	Andheri West ... ..	496	451	947	18.9	58.1
15	Jogeshwari East ... ..	843	735	1,578	34.7	58.9
16	Jogeshwari West ... ..	113	101	214	14.7	98.5
17	Versova ... ..	189	217	406	27.8	34.5
18	Madh ... ..	18	21	39	11.8	25.6
19	Juhu ... ..	146	110	256	25.6	35.2
20	New Mill ... ..	722	705	1,427	31.1	101.6
21	Station and Takia ... ..	443	433	876	42.9	41.1
22	Swadeshi Mill, Chune Bhatti, Khajuri Bhatti and Kasaiwada ... ..	503	455	958	30.2	27.1
23	Bazar, Church, Hall Nawpada and 7 villages	591	499	1,090	24.8	110.1
24	Chembur Proper ... ..	1,843	1,731	3,574	41.8	71.3
25	11 Villages—Mahul, Trombay, Govandi Vadvali, Borla, Mankhurd, Mandala etc.,	475	479	954	19.0	75.5
26	Ghatkoper ... ..	667	670	1,337	39.0	109.2
27	Kirol ... ..	383	382	765	28.9	92.8
28	Panjarapole ... ..	897	862	1,759	36.7	102.3
29	Vikroli ... ..	383	318	707	29.7	50.9
30	Ehandup ... ..	408	369	777	23.5	87.5
	Total ... ..	16,581	15,635	32,216	31.1	68.0

TABLE 27

Births by Sections and Months in 1961.

Serial No. of Sections	Name of Section.	January.	February	March.	April	May	June	July	August	September	October	November	December	Total
1	Slaughter House, Bunder Wadi and Bazar, Bandra	52	62	62	73	76	72	63	85	84	75	108	126	938
2	Colwad and Bandra Hill	28	28	21	33	36	33	29	38	39	52	27	48	412
3	Palli Hill, Sherli and Chimbai	34	21	30	22	37	33	36	42	33	32	42	66	428
4	Danda	41	17	30	39	35	36	40	51	41	47	52	60	489
5	Khar Scheme and Charmdawallaki Wadi	117	99	156	216	200	216	276	188	211	200	275	347	2,501
6	Khar and Pali	36	51	54	73	56	71	58	61	66	74	80	111	791
7	Hill Road and Turner Road	43	45	27	67	52	60	29	59	54	50	48	82	616
8	Santacruz West	28	35	42	66	43	59	60	51	57	54	62	92	649
9	Santacruz Central	28	40	30	34	35	59	38	34	48	44	58	64	512
10	Santacruz East	105	99	101	135	109	206	115	122	177	196	179	344	1,888
11	Vile-Parle East	167	41	121	156	241	187	206	169	221	154	205	312	2,180
12	Vile-Parle West	43	8	35	22	51	44	48	31	56	48	22	44	452
13	Andheri East	230	54	144	181	310	197	228	172	165	228	164	623	2,696
14	Andheri West	71	23	55	89	96	81	102	89	106	79	110	46	947
15	Jogeshwari East	101	35	91	129	190	102	149	117	140	146	110	268	1,578
16	Jogeshwari West	9	6	19	9	5	15	16	26	61	14	8	26	214
17	Versova	38	11	20	13	27	47	47	40	58	43	14	48	406
18	Madh	...	...	...	1	3	5	3	8	...	...	12	7	39
19	Juhu	7	35	10	19	16	17	12	23	17	26	24	50	256
20	New Mill	113	97	76	101	54	160	122	114	131	184	114	161	1,427
21	Station and Takia	53	59	48	43	69	55	87	76	83	88	101	114	876
22	Swadeshi Mill, Chuna Bhatti, Khajuri Bhatti and Kasaiwada.	62	76	52	64	54	87	80	89	53	145	84	112	958
23	Bazar, Church, Hall Nawpada and 7 villages.	48	74	42	67	59	78	111	91	91	154	97	178	1,090
24	Chembur Proper	214	220	240	306	238	255	321	328	339	341	387	385	3,574
25	11 villages—Mahul, Trombay, Govandi, Vadvali, Borla, Mankhurd, Mandala, etc.	78	43	83	118	72	76	77	52	42	25	133	155	954
26	Ghatkopar	97	94	81	96	98	102	100	81	126	125	169	168	1,337
27	Kirol	72	48	43	57	45	42	57	62	67	62	91	119	765
28	Pantiarapole	132	121	102	121	147	122	149	125	152	228	197	163	1,759
29	Vikroli	63	38	59	45	42	37	52	61	83	87	75	65	707
30	Bhandup	60	43	57	52	58	80	57	56	95	61	75	83	777
	Total	2,170	1,623	1,931	2,447	2,554	2,634	2,768	2,541	2,896	3,062	3,123	4,467	32,216

TABLE No. 28

Table showing cases of notifiable Diseases reported during the year 1961

Serial No.	Name of Section.	Cholera.	Small-pox.	Plague.	Enteric Fever.	Diphtheria.	Typhus.	Puerperal Fever.	Tuberculosis.	Leprosy Fever.	Scarlet Fever.	Influenza & Inf. Pneumonia.	Cerebro Spinal Fever.	Acute-Polio-myelitis.	Virus Encephalitis	Relapsing Fever.	Total.
1	Slaughter House, Bunder Wadi and Bazar, Bandra	...	23	...	3	17	...	...	6	...	...	...	...	1	...	...	50
2	Colwad and Bandra Hill	...	9	...	2	8	...	...	3	...	...	...	...	1	...	...	23
3	Pali Hill, Sherli and Chimbai	...	10	...	1	6	...	...	1	...	...	...	...	2	...	...	20
4	Danda	...	8	...	4	11	...	...	1	...	...	...	...	2	...	...	26
5	Khar Scheme and Chandawallaki Wadi	...	82	...	5	23	...	...	7	...	...	2	...	9	...	...	128
6	Khar and Pali	...	2	...	3	3	...	...	1	...	...	...	...	...	...	...	9
7	Hill Road and Turner Road	...	...	...	...	3	...	...	1	...	...	1	...	...	...	...	5
8	Santacruz West	...	...	...	...	...	...	...	...	...	...	...	...	...	...	...	...
9	Santacruz Central	...	24	...	1	14	...	...	...	...	...	...	...	1	...	...	40
10	Santacruz East	...	31	...	11	27	...	...	10	...	...	2	...	1	...	...	81
11	Vile-Parle East	...	20	...	11	12	...	...	8	...	...	...	...	1	1	...	55
12	Vile-Parle West	...	22	...	1	6	...	...	...	...	...	...	...	...	...	...	29
13	Andheri East	...	54	...	13	15	...	...	3	...	...	...	...	2	...	...	87
14	Andheri West	...	57	...	3	29	...	...	1	...	...	...	...	2	...	...	92
15	Jogeshwari East	...	75	...	16	8	...	...	4	...	...	...	...	2	...	...	105
16	Jogeshwari West	...	15	...	1	2	...	...	...	...	...	...	...	2	...	...	20
17	Versova	...	1	...	...	2	...	...	...	...	...	...	...	...	...	...	3
18	Madh	...	...	...	...	1	...	...	...	...	...	...	...	...	...	...	1
19	Juhu	...	12	...	...	2	...	...	...	...	...	...	...	...	...	...	14
20	New Mill	...	44	...	8	14	...	...	13	...	...	...	...	...	...	...	79
21	Station and Takia	...	19	...	1	12	...	...	17	...	...	...	...	1	...	...	50
22	Swadeshi Mill, Chuna Bhatti, Khajuri Bhatti and Kasaiwada...	...	24	...	6	5	...	...	7	...	...	...	...	...	...	...	42
23	Bazar, Church, Hall Nawpada and 7 villages	...	46	...	1	19	...	...	15	...	...	...	...	4	...	...	85
24	Chembur Proper	...	92	...	10	35	...	...	34	...	...	...	...	1	...	...	172
25	11 Villages—Mahul, Trombay, Givandi, Vadvali, Borla, Mankhurd, Mandalaoa, etc.	...	124	...	8	16	...	...	15	...	...	...	...	...	...	...	163
26	Ghatkopar	...	116	...	14	27	...	...	8	...	...	...	...	4	...	...	169
27	Kirol	...	...	...	...	...	...	...	...	...	...	...	...	...	...	...	...
28	Panjarapole	...	...	...	...	...	...	...	...	...	...	...	...	...	...	...	...
29	Vikroli	...	18	...	6	4	...	...	1	...	...	...	...	1	...	...	30
30	Bhandup	...	20	...	6	9	...	...	...	...	...	...	...	...	...	...	35
	Total	...	948	...	135	330	...	...	156	...	...	5	...	37	2	...	1613
	Average for the last 5 years	...	201	...	472	535	1	...	240	1	...	3	2	31	1	...	1486



TABLE 29

## Infant Mortality by Sections in 1961

Serial No. of Sections	Name of Sections.	Months												Total.
		January.	February.	March.	April.	May.	June.	July.	August.	September.	October.	November.	December.	
1	Slaughter House, Bunder Wadi and Bazar, Bandra ...	6	3	4	2	4	10	5	3	2	3		2	44
2	Colwad and Bandra Hill ...	5	4	6	4	1	1	5	3	1	3	...	3	37
3	Palli Hill, Sherli and Chimbai ...	1	...	1	1	...	2	1	3	2	1	4	1	17
4	Darda ...	2	5	1	3	1	2	1	2	3	2	1	2	23
5	Kher Scheme and Chamdawallaki Wadi.	14	10	12	22	14	16	19	10	6	11	12	16	162
6	Khar and Pali ...	2	3	1	1	2	2	1	3	1	5	1	1	23
7	Hill Road and Turner Road ...	3	4	5	1	...	6	2	3	...	3	3	1	29
8	Santacruz, West ...	2	3	1	7	3	...	5	2	6	6	3	2	40
9	Santacruz, Central ...	3	4	1	12	5	1	6	1	4	2	2	3	44
10	Santacruz, East ...	4	7	11	7	8	15	17	14	13	14	6	7	123
11	Vile-Parle, East ...	16	...	6	8	9	12	14	12	12	12	9	13	123
12	Vile-Parle, West ...	1	3	1	...	3	4	9	4	7	2	5	3	42
13	Andheri, East ...	8	13	8	16	21	6	12	3	12	6	14	18	137
14	Andheri, West ...	2	3	5	5	6	7	5	2	8	3	3	6	55
15	Jogeshwari East ...	8	5	9	7	10	5	9	5	7	13	7	8	93
16	Jogeshwari, West ...	3	...	...	...	4	4	...	4	...	3	2	1	21
17	Versova ...	1	...	3	...	...	4	1	3	1	...	1	...	14
18	Madh ...	...	...	...	...	...	...	...	...	...	...	...	1	1
19	Juhu ...	...	...	...	...	1	...	1	...	4	2	...	1	9
20	New Mill ...	9	13	25	16	5	8	9	14	16	7	16	7	145
21	Station and Takia ...	2	7	2	2	1	3	6	4	2	3	3	1	36
22	Swadeshi Mill Chuna Bhatti, Khajuri Bhatti and Kasaiwada ...	...	3	1	2	...	2	1	2	2	3	3	7	26
23	Bazar Church, Hall Nawpada and 7 Villages ...	11	11	11	6	6	13	11	11	11	8	10	11	120
24	Chembur Proper ...	16	24	28	38	20	12	19	23	19	21	20	15	255
25	11 Villages—Mahul, Trombay, Gavandi Vadavli, Borla, Mankhard, Mandala, etc. ...	3	7	12	5	6	5	8	7	4	2	7	6	72
26	Ghatkopar ...	11	13	11	11	11	11	8	13	15	5	23	14	146
27	Kiroli ...	20	7	8	8	2	1	5	1	5	6	4	4	71
28	Panjarapole ...	20	23	20	14	7	12	12	14	10	20	6	22	180
29	Vikroli ...	4	2	3	5	2	2	4	...	4	7	2	1	36
30	Bhandup ...	6	2	6	6	3	4	4	15	5	3	9	5	68
	Total ...	183	179	202	209	155	170	200	179	182	176	175	182	2,192

TABLE 30  
Deaths by Ages and Months in 1961.

Months.	Within 24 Hours.	1-7 Days.	1-4 Weeks.	4 Weeks to 3 Months.	3 to 6 Months.	6-12 Months.	1-2 Years.	2-5 Years.	5-10 Years.	10-15 Years.	15-20 Years.	20-30 Years.	30-40 Years.	40-50 Years.	50-60 Years.	60 and Over.	Age Un- specified.	Total (All Ages)
January ...	30	38	21	27	28	39	37	52	27	9	13	71	55	51	41	139	...	678
February ...	15	25	28	33	25	53	71	92	55	10	15	108	69	40	43	122	...	804
March ...	12	33	17	37	37	66	80	105	43	12	15	108	59	22	42	135	...	823
April ...	22	30	15	43	39	60	58	99	36	22	23	75	54	51	57	148	...	832
May ...	10	23	16	17	40	49	62	70	40	8	15	72	53	49	53	145	...	722
June ...	18	37	15	27	31	42	60	59	35	10	19	63	56	36	47	152	...	707
July ...	34	44	29	18	21	54	33	54	20	8	13	56	42	44	42	137	...	649
August ...	28	45	42	20	20	24	39	65	23	6	15	49	57	48	55	140	...	676
September ...	26	48	44	20	15	29	27	48	24	13	10	50	46	49	55	179	...	684
October ...	28	45	38	26	15	24	34	57	23	11	11	61	48	40	45	144	1	651
November ...	29	48	24	28	16	30	40	56	15	5	14	59	59	38	52	147	1	660
December ...	26	56	26	19	15	40	40	58	21	10	10	59	54	54	53	183	...	724
Total ...	278	472	315	315	302	510	581	815	362	124	173	831	652	522	585	1,771	2	8,610

TABLE 31

*Deaths among Infants by Causes, Months and Ages*

Causes of Deaths. (1)	Total. (2)	MONTHS.												AGES.			
		Jan. (3)	Feb. (4)	Mar. (5)	April (6)	May (7)	June (8)	July (9)	Aug. (10)	Sept. (11)	Oct. (12)	Nov. (13)	Dec. (14)	Under 1 week. (15)	1 to 4 weeks. (16)	4 weeks to 6 months (17)	6 to 12 months. (18)
36 Poliomyelitis ...	1	...	...	...	...	...	...	...	1	...	...	...	...	...	...	...	1
28a Malaria ...	...	...	...	...	...	...	...	...	...	...	...	...	...	...	...	...	...
28b Ague and Remittent Fever.	...	...	...	...	...	...	...	...	...	...	...	...	...	...	...	...	...
34 Small-pox ...	58	7	11	12	7	12	5	2	...	1	1	...	...	...	3	30	25
35 Measles ...	7	4	...	1	...	1	...	...	...	...	...	...	1	...	...	2	5
8 Scarlet Fever ...	...	...	...	...	...	...	...	...	...	...	...	...	...	...	...	...	...
9 Whooping Cough.	...	...	...	...	...	...	...	...	...	...	...	...	...	...	...	...	...
10 Diphtheria ...	4	...	...	...	1	...	...	...	...	1	1	1	...	...	...	1	3
33 Influenza ...	...	...	...	...	...	...	...	...	...	...	...	...	...	...	...	...	...
4 Cholera ...	...	...	...	...	...	...	...	...	...	...	...	...	...	...	...	...	...
27 Dysentery ...	15	...	...	2	3	...	3	2	1	1	...	2	1	...	1	7	7
3 Plague ...	...	...	...	...	...	...	...	...	...	...	...	...	...	...	...	...	...
6 Cerebro-Spinal Fever	...	...	...	...	...	...	...	...	...	...	...	...	...	...	...	...	...
13 Tuberculosis of Res- piratory system ...	2	1	...	...	...	...	1	...	...	...	...	...	...	...	...	...	2
14 Other Tuberculosis Diseases ...	21	...	...	2	...	3	1	4	2	1	3	2	3	...	...	3	18
30 Syphilis ...	...	...	...	...	...	...	...	...	...	...	...	...	...	...	...	...	...
70 Rickets ...	34	2	4	4	2	2	2	3	1	3	2	4	5	...	...	10	24
86 Convulsions ...	4	...	...	...	...	...	...	...	2	1	...	1	...	1	2	1	...
106 Bronchitis ...	7	1	...	...	...	2	...	3	...	...	1	...	...	2	...	2	3
107-109 Pneumonia ...	662	52	89	80	89	47	40	51	38	39	45	49	43	46	65	289	262
104, 105, 110-114 Other Respiratory Diseases.	4	...	...	1	1	1	1	...	...	...	...	...	...	1	1	1	1
118 Gastritis ...	...	...	...	...	...	...	...	...	...	...	...	...	...	...	...	...	...
119-120 Diarrhoea and Enteritis ...	197	12	16	10	20	16	20	19	27	17	14	14	12	3	26	87	87
157, 158 Congenital Mal- 160, 161 formation, Injury at Birth...	473	36	24	37	42	46	36	47	42	42	40	36	45	188	91	139	55
159 Premature-Birth ...	537	47	32	31	35	17	35	45	56	64	60	58	57	449	74	14	...
161a Atelectasis ...	...	...	...	...	...	...	...	...	...	...	...	...	...	...	...	...	...
200a-2 Suffocation Over- Lying ...	...	...	...	...	...	...	...	...	...	...	...	...	...	...	...	...	...
200-2a Fever not defined...	12	...	...	...	1	4	3	...	1	2	...	...	1	1	1	5	5
Other Causes ...	154	21	3	22	8	4	23	24	8	10	9	8	14	59	51	26	18
Total	2,192	183	179	202	209	155	170	200	179	182	176	175	182	750	315	617	510

TABLE 32

## Deaths from all Causes by Sections and Age-periods

Serial No. of Sections.	LOCALITIES Name of Sections.	Under	1 to 5	5 to 10	10 to 15	15 to 20	20 to 30	30 to 40	40 to 50	50 to 60	60 years	Age	Males.	Females	Total.	No. of deaths	Ratio of	Mean	
		1 Year.	Years.	Years.	Years.	Years.	Years.	Years.	Years.	Years.	Over.	Unspecified	Persons	among males to 100 deaths among females.	per 1000 of Population	during previous 5 years.			
<b>B.—Suburbs</b>																			
1	Slaughter House, Bunder Wadi and Bazar, Bandra ...	44	25	6	4	2	18	10	15	25	54	...	117	86	203	136	8.9	189	
2	Colwad and Bandra Hill... ..	37	16	2	4	2	14	15	6	17	69	...	94	88	182	107	12.0	125	
3	Palli Hill, Sherli and Chimbai ... ..	17	5	4	2	3	8	8	8	20	49	...	67	57	124	118	6.7	108	
4	Danda ... ..	23	21	10	1	2	16	7	18	11	41	...	95	55	150	173	14.7	147	
5	Khar Scheme and Chamdawalaki Wadi ... ..	162	130	27	4	11	59	48	39	43	139	...	343	319	662	108	9.9	383	
6	Khar and Pali ... ..	23	20	6	4	4	11	19	17	16	52	...	92	80	172	115	9.1	141	
7	Hill Road and Turner Road ... ..	29	15	6	2	3	24	25	15	17	39	...	105	70	175	150	4.8	110	
8	Santacruz West ... ..	40	7	3	2	4	16	7	6	10	37	...	73	59	132	124	7.8	97	
9	Santacruz Central ... ..	44	22	9	6	4	19	11	7	4	44	...	98	72	170	136	8.0	156	
10	Santacruz East ... ..	123	74	26	9	8	34	42	32	36	109	...	285	208	493	137	7.8	433	
11	Vile-Parle East ... ..	123	55	13	9	9	38	42	33	40	134	...	297	199	496	149	7.7	420	
12	Vile-Parle West ... ..	42	20	3	2	5	11	16	15	13	46	...	101	72	173	140	6.1	231	
13	Andheri East ... ..	137	71	21	6	13	68	47	30	48	121	...	321	241	562	133	7.7	456	
14	Andheri West ... ..	55	31	11	5	8	14	18	11	19	51	...	130	93	223	140	4.5	220	
15	Jogheshwari East ... ..	93	58	15	5	7	49	39	24	18	51	...	198	161	359	123	7.9	150	
16	Jogheshwari West ... ..	21	10	6	2	3	7	4	4	8	15	...	46	34	80	135	5.5	83	
17	Versova ... ..	14	10	6	...	1	8	4	3	5	12	...	34	29	63	117	4.3	72	
18	Madh ... ..	1	...	...	...	...	...	1	...	...	1	...	2	1	3	200	0.9	1	
19	Juhu ... ..	9	6	5	...	1	8	6	3	4	13	...	33	22	55	150	5.5	54	
20	New Mill ... ..	145	119	17	4	10	29	15	17	26	61	...	226	217	443	104	9.6	419	
21	Station and Takia ... ..	36	30	7	5	10	27	22	13	19	51	...	126	94	220	134	10.8	239	
22	Swadeshi Mill, Chuna Bhatti, Khajuri Bhatti and Kassaiwada ... ..	26	18	9	4	4	17	11	11	10	40	...	95	55	150	173	4.7	182	
23	Bazar Church Hall Nawpada and 7 Villages ... ..	120	80	25	11	12	51	32	30	26	79	...	275	191	466	144	10.6	329	
24	Chembur Proper ... ..	255	164	39	10	9	71	62	48	44	139	1	461	381	842	121	9.8	578	
25	11 Villages—Mahul, Trombay, Govandi, Vadvali, Borla, Mankhurd Mandala, etc....	72	69	19	5	6	41	26	23	25	59	...	198	147	345	135	6.9	213	
26	Ghatkopar ... ..	146	75	19	2	12	66	40	29	26	80	1	271	225	496	120	14.5	453	
27	Kirol ... ..	71	51	9	2	5	20	9	11	11	54	...	129	114	243	113	9.2	166	
28	Panjarapole ... ..	180	121	26	4	10	35	29	30	22	63	...	266	254	520	105	10.9	364	
29	Vikroli ... ..	36	28	6	1	3	20	15	6	7	26	...	87	61	148	143	6.2	69	
30	Bhandup ... ..	68	45	7	9	2	32	22	18	15	42	...	162	98	260	165	7.9	171	
Grand Total ...		2,192	1,396	362	124	173	831	652	522	585	1,771	2	4,827	3,783	8,610	128	8.3	6,759	

TABLE 33.

## Deaths by Sections and months in 1961.

Serial No. of Sections.	LOCALITIES. Name of Sections.	January.	February.	March.	April.	May	June.	July.	August.	September	October.	November.	December	Total.
<b>B—Suburbs</b>														
1	Slaughter House, Bunder Wadi and Bazar Bandra ...	19	20	22	27	16	26	13	14	10	15	12	9	203
2	Colwad and Bandra Hill...	19	19	15	15	16	7	16	13	12	20	13	17	182
3	Palli Hill, Sherli and Chimbai ...	11	4	8	13	10	11	11	13	12	14	12	5	124
4	Danda ...	12	13	17	16	15	10	15	13	9	11	12	7	150
5	Khar Scheme and Chemdawallaki Wadi ...	42	54	55	82	67	64	58	54	43	35	48	60	662
6	Khar and Pali ...	8	16	10	9	14	16	15	17	15	20	13	19	172
7	Hill Road and Turner Road ...	18	13	21	19	9	11	14	15	17	14	8	16	175
8	Santacruz West ...	4	11	5	25	11	4	8	11	19	11	8	15	132
9	Santacruz Central ...	9	23	8	34	26	10	16	4	12	7	9	12	170
10	Santacruz East ...	20	43	28	50	37	54	54	46	49	40	36	36	493
11	Vile-Parle East ...	55	11	41	35	53	57	37	39	45	40	36	47	496
12	Vile-Parle West ...	4	8	10	6	13	32	21	22	20	7	16	14	173
13	Andheri East ...	42	52	55	62	85	36	31	24	34	42	44	55	562
14	Andheri West ...	13	25	19	20	33	16	16	11	15	18	14	23	223
15	Jogheshwari East ...	26	31	41	26	25	28	32	31	25	37	25	32	359
16	Jogheshwari West ...	9	...	4	2	14	10	2	8	8	9	6	8	80
17	Versova ...	5	4	7	2	5	8	9	9	5	4	4	1	63
18	Madh ...	...	...	...	...	...	...	...	1	...	...	1	1	3
19	Juhu ...	2	...	9	1	8	9	2	...	12	6	2	4	55
20	New Mill ...	26	60	60	47	21	29	25	37	36	32	32	38	443
21	Station and Takia ...	13	26	11	9	12	16	16	29	21	25	23	19	220
22	Swadeshi Mill, Chuna Bhatti, Khajuri Bhatti and Kasaiwada ...	14	13	12	6	8	14	8	19	14	13	12	17	150
23	Bazar Church, Hall Nawpada and 7 Villages ...	41	58	44	37	38	48	35	24	39	29	34	39	466
24	Chembur Proper ...	66	84	98	108	66	58	66	67	55	50	74	50	842
25	11 Villages—Mahul, Trombay, Cavandi Vadvali, Borla, Mankhurd Mandala, etc.	25	26	42	31	26	29	27	39	24	21	18	37	345
26	Ghatkopar ...	42	54	39	42	33	42	31	29	47	34	63	40	496
27	Kirol ...	41	34	30	19	8	9	16	8	23	13	22	20	243
28	Panjarapole ...	60	83	67	50	17	22	27	34	31	51	28	50	520
29	Vikroli ...	15	9	23	17	8	16	10	8	7	12	10	13	148
30	Bhandup ...	17	10	22	22	28	15	18	37	25	21	25	20	260
	Grand Total ...	678	804	823	832	722	707	649	676	684	651	660	724	8,610

TABLE

Deaths by Ages, Causes and Sexes

No. in Short List.	Corresponding No. in detailed List.	Causes of deaths.	Within 24 Hours.		1-7 Days.		1-4 Weeks.		4 Weeks to 3 Months.		3-6 Months.		6-12 Months.		1-2 Years.		2-5 Years.		
			Male	Female	Male	Female	Male	Female	Male	Female	Male	Female	Male	Female	Male	Female	Male	Female	
1	1-2	Typhoid and Para Typhoid Fever.	...	...	...	...	...	...	...	...	...	...	...	...	...	...	1	...	
2	6	Cerebro Spinal Fever.	...	...	...	...	...	...	...	...	...	...	...	...	...	...	...	...	
3	8	Scarlet Fever	...	...	...	...	...	...	...	...	...	...	...	...	...	...	...	...	
4	9	Whooping Cough	...	...	...	...	...	...	...	...	...	...	...	...	...	...	1	...	
5	10	Diphtheria	...	...	...	...	...	...	1	...	...	1	2	3	4	6	6	...	
6	13	Tuberculosis of Respiratory System.	...	...	...	...	...	...	...	...	...	2	2	...	4	4	...	...	
7	14-22	Other forms of Tuberculosis.	...	...	...	...	...	...	1	1	1	7	11	6	8	11	11	...	
8	30	Syphilitic disease	...	...	...	...	...	...	...	...	...	...	...	...	...	...	...	...	
9	33	Influenza	...	...	...	...	...	...	...	...	...	...	...	...	...	...	...	...	
10	35	Measles	...	...	...	...	...	...	1	1	...	3	2	1	3	1	5	...	
11	36	Acute Poliomyelitis and Polioencephalitis	...	...	...	...	...	...	...	...	...	1	...	1	2	...	...	...	
12	37	Acute infectious encephalitis.	...	...	...	...	...	...	...	...	...	...	...	...	...	...	...	...	
13M	45, 46A.	Cancer of buccalcavity and Oesophagus (Males)	...	...	...	...	...	...	...	...	...	...	...	...	...	...	...	...	
13F	48	Cancer of Uterus	...	...	...	...	...	...	...	...	...	...	...	...	...	...	...	...	
14	46B	Cancer of Stomach and duodenum.	...	...	...	...	...	...	...	...	...	...	...	...	...	...	...	...	
15	50	Cancer of breast	...	...	...	...	...	...	...	...	...	...	...	...	...	...	...	...	
16	45-46A females 46, c- b, 47, 49, 51-55	Cancer of all other Sites	...	...	...	...	...	...	...	1	...	...	...	...	...	1	1	...	
17	61	Diabetes	...	...	...	...	...	...	...	...	...	...	...	...	...	...	...	...	
18	83	Intra cranial Vascular Lesions.	...	...	3	1	1	...	1	...	...	...	...	...	1	...	...	...	
19	90-95	Heart disease	...	...	...	...	...	...	...	1	...	...	...	...	...	...	...	1	
20	96-103	Other diseases of Circulatory system.	...	...	1	...	...	...	...	...	...	...	...	1	...	...	...	...	
21	106	Bronchitis	...	1	...	1	...	...	1	1	...	2	1	3	...	2	1	...	
22	107-109	Pneumonia	3	5	24	14	37	28	58	77	66	88	135	127	156	150	187	216	
23	104, 105, 110-114	Other Respiratory Diseases	...	...	1	...	...	1	...	...	1	1	...	1	2	2	1	...	
24	117	Ulceration of the Stomach or duodenum	...	...	...	...	...	...	...	...	...	...	...	...	...	...	...	...	
25	119, 120	Diarrhoea	...	...	3	...	13	13	25	10	27	25	45	36	29	37	31	29	
26	121	Appendicitis	...	...	...	...	...	...	...	...	...	...	...	...	...	...	...	...	
27	115, 116, 118, 122-129.	Other Digestive Diseases.	...	...	2	2	1	2	1	...	1	1	6	2	9	3	5	2	
28	130-132	Nephritis	...	...	...	...	...	...	1	1	...	...	...	...	...	4	2	...	
29	140-147	Puerperal and Post Abortive Sepsis.	...	...	...	...	...	...	...	...	...	...	...	...	...	...	...	...	
30	141-146, 148-150	Other Maternal Causes	...	...	...	...	...	...	...	...	...	...	...	...	...	...	...	...	
31	159	Premature birth	99	76	146	128	43	31	4	10	...	...	...	...	...	...	...	...	
32	157, 158, 160, 161	Congenital Malformation, injury at birth.	45	30	75	58	47	44	48	35	28	28	30	25	13	20	14	14	
33	163, 164	Suicide	...	...	...	...	...	...	...	...	...	...	...	...	...	...	...	...	
34	170, 171	Road Traffic Accidents	...	...	...	...	...	...	...	...	...	...	...	...	...	...	...	...	
35	165-169, 172-198	Other Violent Causes.	...	2	...	...	...	...	1	...	...	1	1	3	6	12	15	...	
36 other defined Diseases	34	A Small-pox	...	...	...	...	1	2	6	5	9	10	14	11	17	8	20	23	
	3	B Plague	...	...	...	...	...	...	...	...	...	...	...	...	...	...	...	...	
	29	C Kala Azar	...	...	...	...	...	...	...	...	...	...	...	...	...	...	...	...	
	28a	D Malaria	...	...	...	...	...	...	...	...	...	...	...	...	...	...	...	...	
	28b	E Ague and Remittent Fever.	...	...	...	...	...	...	...	...	...	...	...	...	...	...	...	1	
	31	F Relapsing Fever.	...	...	...	...	...	...	...	...	...	...	...	...	...	...	...	...	
	200: 2a	G Fever not defined	...	...	...	1	...	1	1	2	2	...	2	3	3	3	3	2	
	4	H Cholera	...	...	...	...	...	...	...	...	...	...	...	...	...	...	...	...	
	27	J Dysentery	...	...	...	...	1	...	...	3	...	4	3	4	...	...	1	...	
	23	K Leprosy	...	...	...	...	...	...	...	...	...	...	...	...	...	...	...	...	
	162	L Senility and Old Age.	...	...	...	...	...	...	...	...	...	...	...	...	...	...	...	...	
		M	All other causes.	11	6	28	4	20	29	11	9	6	2	12	20	40	48	86	86
		Total	(Males	159	...	283	...	164	...	159	...	142	...	262	...	287	...	394	...
		Females	...	119	...	189	...	151	...	156	...	160	...	248	...	294	...	421	
		Total	...	278	...	472	...	315	...	315	...	302	...	310	...	581	...	815	
		Percentage	...	...	...	...	...	...	...	...	...	...	26.2	...	...	...	16.2	...	

5-10 Years.		10-15 Years.		15-20 Years.		20-30 Years.		30-40 Years.		40-50 Years.		50-60 Years.		60 and Over.		Age Unspecified.		Total.		Persons.	No. in Short List	
Male	Female	Male	Female	Male	Female	Male	Female	Male	Female	Male	Female	Male	Female	Male	Female	Male	Female	Male	Female			
2	...	...	...	...	1	6	2	2	...	2	...	2	1	...	...	...	...	15	4	19	1	
...	...	...	...	...	...	...	...	...	...	...	...	...	...	...	...	...	...	...	...	...	2	
...	...	...	...	...	...	...	...	...	...	...	...	...	...	...	...	...	...	...	...	...	3	
...	...	...	...	...	...	...	...	...	...	...	...	...	...	...	...	...	...	...	...	...	4	
...	...	...	...	...	...	...	...	...	...	...	...	...	...	...	...	...	...	...	...	...	5	
1	3	...	...	...	...	...	...	...	...	...	...	...	...	...	1	...	...	11	17	28	6	
1	1	1	3	6	6	37	33	57	28	48	15	42	14	46	8	...	...	244	114	358	7	
6	9	2	...	...	1	6	11	6	2	3	3	5	...	1	1	...	...	54	59	113	8	
...	...	...	...	...	...	...	...	3	...	4	...	2	...	...	1	...	...	9	1	10	9	
...	...	...	...	...	...	...	...	1	...	...	...	...	...	1	1	...	...	2	2	4	10	
1	2	...	...	...	...	...	...	1	...	...	...	...	...	...	...	...	...	28	13	21	11	
1	...	...	...	...	...	...	...	...	...	...	...	...	...	...	...	...	...	3	2	5	12	
...	...	1	...	...	...	...	...	...	...	...	...	...	...	...	...	...	...	1	...	1	13	
...	...	...	...	...	...	...	...	6	...	2	...	7	...	17	...	...	...	32	...	32	13	
...	...	...	...	...	...	...	...	1	...	5	...	6	...	3	...	...	...	15	15	15	14	
...	...	...	...	1	...	...	...	1	...	5	...	2	...	11	6	...	...	20	6	26	15	
...	...	...	...	...	...	...	...	1	...	2	...	3	...	5	...	3	...	...	14	14	16	
...	...	1	1	...	...	2	1	6	6	15	5	22	14	43	17	...	...	91	45	136	17	
1	1	...	...	...	...	...	...	1	2	4	...	5	5	11	3	...	...	22	11	33	18	
...	...	...	...	...	1	6	3	8	4	7	7	20	12	46	32	...	...	92	61	153	19	
2	2	3	1	5	1	10	13	41	5	42	15	73	19	17	67	...	...	254	124	418	20	
1	...	1	...	...	...	1	...	...	1	9	2	15	5	34	21	...	...	63	29	92	21	
...	3	...	...	...	...	...	...	1	1	3	...	2	2	8	4	...	...	23	14	37	22	
55	63	13	10	10	8	35	29	17	19	18	8	24	15	50	51	...	...	888	908	1796	23	
...	1	...	...	2	2	13	7	7	6	27	17	31	15	67	26	...	...	152	79	231	24	
...	...	...	...	...	...	1	...	2	...	1	...	1	1	2	2	...	...	7	4	11	25	
7	3	2	1	2	...	1	4	8	7	7	...	3	6	33	27	...	...	236	198	434	26	
1	...	...	...	...	...	1	...	...	...	...	...	1	...	...	...	...	...	3	...	3	27	
3	5	4	...	8	4	17	17	18	10	21	6	17	8	29	9	...	...	142	71	213	28	
3	...	...	...	1	1	5	5	4	2	4	4	9	2	21	12	...	...	52	29	81	29	
...	...	...	...	...	...	4	...	3	...	...	...	...	...	...	...	...	...	...	7	7	30	30
...	...	...	...	...	1	...	23	...	13	...	2	...	...	...	...	...	...	...	39	39	31	31
...	...	...	...	...	...	...	...	...	...	...	...	...	...	...	...	...	...	292	245	537	32	
...	1	...	...	...	...	...	...	...	...	...	...	...	...	...	...	...	...	300	235	535	33	
...	...	...	...	...	...	1	...	...	1	...	1	...	...	...	...	...	...	2	1	3	34	
2	...	...	...	...	...	...	...	...	...	1	...	2	...	1	...	...	...	6	...	6	35	
19	13	19	6	26	22	147	77	84	31	38	14	19	11	23	18	...	...	392	216	608	A	
12	10	8	3	7	10	68	37	26	14	7	4	2	5	4	2	...	...	201	144	345	B	
...	...	...	...	...	...	...	...	...	...	...	...	...	...	...	...	...	...	...	...	...	C	
...	...	...	...	...	...	...	...	1	...	...	...	...	...	...	...	...	...	1	...	1	D	
...	...	...	...	...	...	...	...	...	...	...	...	...	...	...	...	...	...	...	1	1	1	E
...	...	...	...	...	...	...	...	...	...	...	...	...	...	...	...	...	...	...	...	...	F 36	
3	2	1	2	...	3	4	1	2	1	1	3	1	1	2	3	...	...	25	28	53	G	
...	...	...	...	...	...	...	...	...	...	...	...	...	...	...	...	...	...	...	...	...	H	
1	4	...	1	1	...	2	1	4	5	3	2	4	2	8	11	...	...	28	37	65	I	
...	...	...	...	...	...	...	...	...	...	1	...	...	...	...	...	...	...	1	...	1	J	
...	...	...	...	...	...	...	...	...	...	3	2	30	19	343	358	...	...	376	379	759	K	
43	74	22	18	29	14	106	92	160	82	87	41	51	24	87	81	...	...	739	630	1369	L	
165	...	78	...	98	...	468	...	407	...	364	...	393	...	1005	...	...	...	4828	...	...	M	
...	197	...	46	...	75	...	363	...	245	...	158	...	192	...	768	...	...	...	3782	...	...	
...	362	...	124	...	173	...	831	...	652	...	522	...	585	...	1773	...	...	...	...	8610	...	
4.2	1.1	2.0	9.6	7.6	6.1	6.8	20.6	...	...	...	...	...	...	...	...	...	...	...	...	100%	...	









TABLE 36—(Contd.)

## DEATHS BY ALL CAUSES AND MONTHS—(Contd.)

Classification		SPECIFIC CAUSES OF DEATH													
Short List.	Detailed List.	Jan.	Feb.	Mar.	April	May	June	July	Aug.	Sep.	Oct.	Nov.	Dec.	TOTAL	
36	63 Diseases of the Thyroid and parathyroid glands	...	...	...	...	...	...	...	...	...	...	...	...	...	
	(a) Simple Goitre	...	...	...	...	...	...	...	...	...	...	...	...	...	
	(b) Exophthalmic Goitre	...	...	...	...	...	...	...	...	...	...	...	...	...	
	(c) Myxoedema, Cretinism	...	...	...	...	...	...	...	...	...	...	...	...	...	
	(d) Other diseases of thyroid glands	...	...	...	...	...	...	...	...	...	...	...	...	...	
	(e) Diseases of the parathyroid glands	...	...	...	...	...	...	...	...	...	...	...	...	...	
	64 Diseases of the Thymus	...	...	...	...	...	...	...	...	...	...	...	...	...	
	65 Diseases of the adrenal glands (not specified as Tuberculosis)	...	...	...	...	...	...	...	...	...	...	...	...	...	
	66 Other General Diseases—	...	...	...	...	...	...	...	...	...	...	...	...	...	
	(a) Osteomalacia	...	...	...	...	...	...	...	...	...	...	...	...	...	
(b) Other Diseases included under 66	...	...	...	...	...	...	...	...	...	...	...	...	...		
(1) Pink Disease	...	...	...	...	...	...	...	...	...	...	...	...	...		
(2) Idiopathic Steatorrhoea (Sprue etc.)	...	...	...	...	...	...	...	...	...	...	...	...	...		
(c) Other diseases included under 66(b)	...	...	...	...	...	...	...	...	...	...	...	...	...		
67 Scurvy	...	...	...	...	...	...	...	...	...	...	...	...	...		
68 Beri-Beri	...	...	...	...	...	...	...	...	...	...	...	...	...		
69 Pellagra	...	...	...	...	...	...	...	...	...	...	...	...	...		
70 Rickets	...	19	35	33	22	16	23	27	13	14	18	14	14	248	
71 Other Vitamin Deficiency Diseases	...	...	...	...	1	...	...	...	...	...	...	...	...	1	
<i>IV.—Diseases of the Blood and Blood forming organs.</i>															
74	72 Haemorrhagic Conditions	...	...	...	...	...	...	...	...	...	...	...	...	...	
	(a) Primary Purpura	...	1	1	1	1	...	...	...	...	...	...	...	6	
	(b) Haemophilia	...	...	...	...	...	...	...	...	...	...	...	...	...	
	(c) Other diseases included under 72	...	...	...	...	...	...	...	...	...	...	...	...	...	
74	73 Anaemia	...	...	...	...	...	...	...	...	...	...	...	...	...	
	(a) Pernicious anaemia	...	...	...	...	...	...	...	...	...	...	...	...	...	
74	(b, c, d) Other anaemias and chlorosis	...	38	65	54	50	28	39	33	45	41	52	42	58	545
74	(a) Leukaemia	...	...	2	1	...	...	...	1	2	...	...	...	1	7
74	(b) Aleukaemia	...	...	...	...	...	...	...	...	...	...	...	...	...	...
75	Diseases of the Spleen	...	1	1	...	...	...	1	1	...	...	...	...	4	
76	Other diseases of the Blood and Blood forming organs	...	...	...	1	1	...	...	...	...	...	...	...	2	
<i>V.—Chronic Poisoning and Intoxication.</i>															
36	77 Alcoholism (Acute or Chronic)	...	...	...	...	...	...	...	...	...	...	...	...	...	
	(a) Acute Alcoholism	...	...	...	...	...	...	...	...	...	...	...	...	...	
	(b) Chronic Alcoholism	...	...	...	...	...	...	...	...	...	...	...	...	...	
	(c) Unspecified Alcoholism	...	1	...	...	...	...	...	...	...	...	...	...	1	
	78 Lead Poisoning	...	...	...	...	...	...	...	...	...	...	...	...	...	
(a) Specified as occupational	...	...	...	...	...	...	...	1	...	...	...	...	1		
(b) Not specified as occupational	...	...	...	...	...	...	...	...	...	...	...	...	...		
79 Chronic poisoning by other mineral and organic substances	...	...	...	...	...	...	...	...	...	...	...	...	...		
(a) Occupational poisoning (not lead)	...	...	...	...	...	...	...	...	...	...	...	...	...		
(b) Poisoning by narcotic and Soporific drug	...	...	...	...	...	...	...	...	...	...	...	...	...		
(c) Other non-occupational chronic poisoning	...	...	...	...	...	...	...	...	...	...	...	...	...		
(d) Unspecified poisoning	...	...	...	...	...	...	...	...	...	...	...	...	...		
<i>VI.—Diseases of the Nervous System and sense Organs.</i>															
80	80 Encephalitis (non-epidemic)	...	...	...	...	...	...	...	...	...	...	...	...	...	
	(a) Intra cranial abscess	...	1	1	...	...	1	1	...	...	...	...	...	5	
(b) Other diseases included under 80	...	7	7	7	8	7	7	9	6	2	8	3	80		
81	Meningitis (non-meningococcal)	...	6	3	2	4	1	1	3	2	3	...	3	30	
82	Diseases of Medulla and Spinal cord	...	...	...	...	...	...	1	...	...	2	...	1	4	
83	83 Intra-cranial Lesions of Vascular origin	...	...	...	...	...	...	...	...	...	...	...	...	...	
	(a) Cerebral Haemorrhage	...	5	6	6	10	6	4	8	8	10	3	7	79	
	(b) Cerebral Embolism and Thrombosis	...	3	5	3	1	6	4	1	1	3	5	5	29	
	(c) Softening of Brain	...	...	...	...	...	...	...	...	...	...	...	...	...	
	(d) Hemiplegia and other paralysis of unstated origin.	...	3	2	5	3	3	4	1	1	3	4	2	4	35
	(e) Other Intra-cranial effusions	...	...	...	...	...	...	...	...	...	...	...	...	...	
36	84 Mental Disorders and Deficiency	...	...	...	...	...	...	...	...	...	...	...	...	...	
	(a) Mental deficiency	...	...	...	...	...	...	...	...	...	...	...	...	...	
	(b) Schizophrenia (dementia praecox)	...	...	...	...	...	...	...	...	...	...	...	...	...	
	(c) Manic-depressive Psychosis	...	...	...	...	...	...	...	...	...	...	...	...	...	
	(d) Other mental disorders included under 84	...	...	...	...	...	...	...	...	...	...	...	...	...	
	(1) Confusional Psychosis, Acute delirium	...	...	...	...	...	...	...	...	...	...	...	...	...	
	(2) Delusional Psychosis	...	...	...	...	...	...	...	...	...	...	...	...	...	
	(3) Mania	...	...	...	...	...	...	...	...	...	...	...	...	...	
	(4) Melancholia	...	...	...	...	...	...	...	...	...	...	...	...	...	
	(5) Stupor	...	...	...	...	...	...	...	...	...	...	...	...	...	
(6) Dementia	...	...	...	...	...	...	...	...	...	...	...	...	...		
(7) Other or Unspecified conditions included under (84)d	...	...	...	...	...	...	...	...	...	...	...	...	...		
85	Epilepsy	...	1	1	...	1	...	1	...	...	2	...	1	7	
86	Convulsions in children under 5 years of age	...	...	...	...	...	1	...	...	2	2	1	1	7	
87	87 Other Diseases of the Nervous System—	...	...	...	...	...	...	...	...	...	...	...	...	...	
	(a) Chorea	...	...	...	...	...	...	...	...	...	...	...	...	...	
	(b) Neuritis (non-Rheumatic)	...	1	...	...	...	...	...	1	1	1	...	...	4	
(c) Paralysis agitans	...	...	1	...	...	...	...	...	1	...	...	...	2		







TABLE 36—(Concl'd.)

## DEATHS BY ALL CAUSES AND MONTHS—(Concl'd.)

Classification No.	SPECIFIC CAUSES OF DEATH	Jan.	Feb.	Mar.	April	May	June	July	Aug.	Sep	Oct.	Nov	Dec.	TOTAL
	(a) Accidents from Farm, etc., Machinery and Vehicles ...	...	...	...	...	...	...	...	...	...	...	...	...	...
	(b) (1) By Venomous animals ...	...	...	...	...	...	...	...	...	...	...	...	...	...
	(2) By other animals ...	...	...	...	...	...	...	...	...	...	...	...	...	...
	(c) Other Accidents included under 175... ..	...	...	...	...	...	...	...	...	...	...	...	...	...
176	Accidents caused by Machinery (any cause of death) ...	...	...	...	...	...	...	...	...	...	...	...	...	...
177	Food Poisoning ...	...	...	...	...	...	...	...	...	...	...	...	...	1
35 178	Accidental Absorption of Poisonous gas—	...	...	...	...	...	...	...	...	...	...	...	...	...
	(a) Carbon Monoxide ...	...	...	...	...	...	...	...	...	...	...	...	...	...
	(b) Marsh gas or sewer gas ...	...	...	...	...	...	...	...	...	...	...	...	...	...
	(c) Chloroform ...	...	...	...	...	...	...	...	...	...	...	...	...	...
	(d) Accidental absorption of any other irrespirable or poisonous gas included in #78 ...	...	...	...	...	...	...	...	...	...	...	...	...	...
179	Other acute Accidental poisoning (not by Gas)—	...	...	...	...	...	...	...	...	...	...	...	...	...
	(a) Salvarsan and other organic preparations of arsenic ...	...	...	...	...	...	...	...	...	...	...	...	...	...
	(b) Other acute accidental poisoning not by Gas included in 179 ...	2	2	...	1	1	...	...	...	1	1	...	...	8
180	Conflagration ...	...	...	...	...	...	...	...	...	...	...	...	...	...
181	Accidental Burns (Conflagration excepted) ...	14	12	10	14	14	12	6	4	13	7	15	17	135
182	Accidental Mechanical Suffocation ...	1	...	...	...	2	3	2	...	...	...	...	...	8
183	Accidental drowning ...	5	...	2	4	5	8	6	6	8	10	3	2	59
184	Accidental Injury by Firearms ...	...	...	...	...	...	...	...	...	...	...	...	...	...
185	Accidental Injury by cutting or piercing instruments ...	...	...	...	...	...	...	...	...	...	...	...	...	...
186	Accidental Injury by fall, crushing, land slides, etc. ...	11	11	6	9	10	12	7	12	7	12	10	9	116
187	Cataclysm (any cause of death) ...	...	...	...	...	...	...	...	...	...	...	...	...	...
188	Injury animals (Poisoning by Venomous animals excepted) ...	...	...	...	...	...	...	...	...	...	...	...	...	...
189	Hunger or Thirst ...	...	...	...	...	...	...	...	...	...	...	...	...	...
190	Excessive Cold ...	...	...	...	...	...	...	...	...	...	...	...	...	...
191	Excessive Heat ...	...	...	...	...	...	...	...	...	...	...	...	...	...
192	Lighting ...	...	...	1	...	...	...	4	...	2	2	...	1	10
193	Other Accidents due to Electric Currents ...	...	...	...	...	...	...	...	...	...	...	...	...	...
194	Attack by Venomous Animals—	...	...	...	...	...	...	...	...	...	...	...	...	...
	(a) Hydrophobia ...	2	...	...	2	...	3	...	1	...	...	1	...	9
	(b) Snake Bites ...	...	...	...	...	...	...	1	1	...	...	...	...	2
	(c) Attack by Venomous animals included in 194 ...	...	...	...	...	...	...	...	...	...	...	...	...	...
35 195	Other Accidents—N	...	...	...	...	...	...	...	...	...	...	...	...	...
	(a) (1) Vaccinia ...	...	...	...	...	...	...	...	...	...	...	...	...	...
	(2) Other Sequelae of Vaccination against Small-pox ...	...	...	...	...	...	...	...	...	...	...	...	...	...
	(b) Other accidents due to medical or surgical intervention—	...	...	...	...	...	...	...	...	...	...	...	...	...
	(1) Anaesthetic accidents ...	...	...	2	...	...	...	...	1	...	...	...	...	3
	(2) Other accidents included under 195(b) ...	...	...	...	...	...	...	...	...	...	...	...	...	...
	(c) Lack of care of the New born ...	...	...	...	...	...	...	...	...	...	...	...	...	...
	(d) Other and Unspecified accidents under 195 ...	10	5	9	7	14	7	8	6	5	13	11	15	110
196	Deaths of persons in Military Service during operations of war—	...	...	...	...	...	...	...	...	...	...	...	...	...
	(a) From Poison gas ...	...	...	...	...	...	...	...	...	...	...	...	...	...
	(b) From wounds ...	...	...	...	...	...	...	...	...	...	...	...	...	...
	(c) From other or Unspecified causes ...	...	...	...	...	...	...	...	...	...	...	...	...	...
197	Deaths of civilians due to correction of war—	...	...	...	...	...	...	...	...	...	...	...	...	...
	(a) From Poison Gas ...	...	...	...	...	...	...	...	...	...	...	...	...	...
	(b) From Wounds ...	...	...	...	...	...	...	...	...	...	...	...	...	...
	(c) From other or Unspecified causes ...	...	...	...	...	...	...	...	...	...	...	...	...	...
198	Legal Executions ...	...	...	...	...	...	...	...	...	...	...	...	...	...
	XVIII—Ill-defined causes of Deaths	...	...	...	...	...	...	...	...	...	...	...	...	...
36 199	Sudden Death ...	...	...	...	...	...	...	...	...	...	...	...	...	...
36 200	Causes of Death Unstated or Ill-defined ...	...	...	...	...	...	...	...	...	...	...	...	...	...
	(a) Ill-defined Cause,—	...	...	...	...	...	...	...	...	...	...	...	...	...
	(1) Heart failure ...	7	7	8	8	11	6	10	6	9	12	6	8	100
	(2) Fever not defined ...	...	...	...	...	...	...	...	...	...	...	...	...	...
	(3) Other ill-defined causes ...	7	8	6	4	7	9	21	7	6	5	4	8	92
	(b) Found dead, Cause unknown ...	...	...	...	...	...	...	...	...	...	...	...	...	...
	(c) Other deaths from Unkonwn or Unspecified cause ...	12	4	11	5	4	6	1	5	4	3	3	1	59
200:2a	Fever not defined ...	2	...	4	2	7	8	4	7	8	3	3	5	53
	Total ...	678	804	823	832	722	707	649	676	684	651	660	724	8,610

679 ✓ 826 ✓

686 152

TABLE 37

## Blood Slides Examined for Malaria Parasites

No. of slides examined.	No. of slides found positive
3,651	250

TABLE 38

## Statement showing the Insecticides used during the year 1961.

Serial No.	Name of the Insecticide.	Quantity consumed.
1	Aromex F.G.	9,840 Litres.
2	(P)	1,989.8
3	Syd. Paste	152.4 K.g.
4	BHC susp. 50 per cent.	4,609.6
5	Knock down	9 Litres
6	BHC Dust 10 per cent.	15,390.4 K.g.
7	Diazinon 20 E Eml.	9.0 Litres
8	Diazinon 40 per cent. susp. Powder	478.25 K.g.
9	DDT Tech. (F. G.)	10,271.7
10	DDT Tech. 75 per cent. (F.G.)	5,722.5
11	Diesel Oil	1,11,000.0 Litres
12	DDT 40 per cent. Emul.	20,095.0
13	Malathion 50 per cent.	120.0
14	Malariol	11,40,036.0
15	DDT Emul. 20 per cent. (F.G.)	6,040.0
16	Sovacide B-x (Govt.)	21,289.5
17	DDT Solution	181.5
18	DDT Emulsion 20 per cent. (P)	7,056.0
19	Tugon Baits	50.8 K.g.

TABLE 39

## Anopheles Breeding detected by months in 1961

Breeding detected in	Jan.	Feb.	Mar.	Apr.	May	June	July	Aug.	Sept.	Oct.	Nov.	Dec.	Total
Open wells	8	4	13	11	13	15	9	7	13	12	18	63	186
Cisterns	...	...	...	...	...	...	...	...	...	...	...	...	...
Masonry tanks	2	8	9	7	8	18	16	21	29	7	18	15	158
Tins	...	...	...	...	...	...	...	...	...	...	...	...	...
Storm water drains	1	3	16	2	10	3	...	14	...	1	1	...	51
Pools, low lying lands etc	36	47	12	14	37	26	37	3	90	55	82	40	479
Old receptacles	...	4	...	...	...	2	1	4	6	3	...	...	20
Total	47	66	50	34	68	64	63	49	138	78	119	118	894



TABLE 40

Anopheles Breeding detected—By Wards in 1961.

Nature of Breeding Place	Ward					Total
	H	K	L	M	N	
Open wells	68	108	...	7	3	186
Cisterns	...	...	...	...	...	...
Masonry tanks	142	11	1	...	4	158
Tins	...	...	...	...	...	...
Storm water Drains	22	..	...	3	26	51
Pools, Lowlying, etc.	255	68	44	40	77	484
Odd receptacles	6	...	6	4	4	20
Total	493	187	51	54	114	899

TABLE 41

Spleen Rate by Wards during the year 1961

Ward	No. of Children examined	No. of children found with enlarged spleen.	Percentage.
H	...	Nil	Nil
K	...	Nil	Nil
L	...	Nil	Nil
M	51	Nil	Nil
N	...	Nil	Nil
Total	51	Nil	Nil

TABLE 42

Wells by Wards

Ward	Total No. of wells in the Suburbs	No. of wells open or partially open			No. of wells hermetically concrete covered and without pump.		
		Total No.	Open	Trap Door	Total No.	With pump	Without pump
H	357	288	283	5	69	14	55
K	780	677	670	7	103	22	81
L	262	223	215	8	39	24	15
M	346	346	345	1	...	...	...
N	581	565	554	11	16	5	11
Total	2,326 + 114 Tube wells.	2,099	2,067	32	227	65	162

TABLE 43

Wells filled in etc. by wards during the year 1961

Ward	Total No. of Wells	Filled in	Covered Completely	Covered with trap door
H	411	11	4	...
K	954	42	7	...
L	208	4	...	2
M	352	...	...	...
N	566	12	3	...
Total	2,491	69	14	2

**TABLE 44.**  
**Primary Vaccination and Results.**

No. primarily vaccinated.	No. in which results were detected.	%No. successfully vaccinated.	@No. of insertions seen.	@No. of insertions successful.
*35,329	5,301	5,301	14,430	11,852
* (a) Births Registered during the year			... 32,216	
%(b) Case success rate			... 100.00 per cent.	
@(c) Insertion success rate			... 82.12 per cent.	

**TABLE 45.**

**Births (Registered) and Primary Vaccinations by months.**

Year 1961.	Jan.	Feb.	March	April	May	June	July	August	Sept.	Oct.	Nov.	Dec.
Births ...	2,170	1,623	1,931	2,447	2,554	2,634	2,768	2,541	2,896	3,062	3,123	4,467
Primary Vaccination* ...	5,835	6,723	3,528	1,803	1,006	1,209	968	1,626	1,987	2,440	3,574	4,630
Re-vaccinations ...	1,06,716	1,96,800	63,805	22,522	7,561	4,847	8,006	6,932	3,237	4,971	3,549	4,724

\* 25,854, children were born in Greater Bombay and 9,475 were out-born.

**TABLE 46.**  
**Results of Primary Vaccinations by ages.**

Results.	AGE GROUPS.			Total.
	Under 1 year.	1 to 6 years.	6 years and above.	
Successful	... 4,590	692	19	5,301
Unsuccessful	... ..	...	...	...
Unknown	... 23,707	6,196	125	30,028
Total	... 28,297	6,888	144	35,329

**TABLE 47.**  
**A.—HOSPITALS**

The three Hospitals in the Suburbs are situated one on the Western Side at Bandra and two on the Eastern side at Kurla and Chatkopar respectively. The work done at these institutions is summarised below :—

Particulars.	Bhabha Hospital Bandra.		Bhabha Hospital Kurla.		Seth V. C. Gandhi & M. A. Vora Municipal General Hospital at Rajawadi, Chatkopar.	
	Rs.	nP.	Rs.	nP.	Rs.	nP.
<b>(i) Accommodation of beds—</b>						
General male ward	...	10	...	13	...	25
General female ward	...	10	...	...	...	25
Maternity ward	...	45	...	13	...	20
Emergency	...	...	...	10	...	...
Total Number of beds	...	65	...	36	...	70
<b>(ii) Attendance—</b>						
Year	Attendance (annual) of in-patients.	Daily Average.	Attendance (Annual) of in-patients	Daily Average	Attendance (Annual) of in-patients	Daily Average
1959	21,818	59.78	2,362	7.8	13,660	37.40
1960	17,416	47.71	12,109	33.1	11,954	32.75
1961	24,777	67.80	12,063	32.2	13,054	36.00
<b>(iii) Surgical Operations—</b>						
1959	...	612	...	38	...	328
1960	...	973	...	1,421	...	434
1961	...	831	...	1,585	...	499
<b>(iv) Expenditure—</b>						
Year.	Total Cost.	Cost per patient.	Total Cost.	Cost. per patient	Total Cost	Cost per patient.
	Rs. nP.	Rs. nP.	Rs. nP.	Rs. nP.	Rs. nP.	Rs. nP.
1959	2,44,634.02	10.73	1,76,830.00	5.04	1,44,650.00	11.32
1960	2,78,130.00	15.97	4,06,230.00	5.50	1,76,700.00	14.95
1961	2,52,150.00	14.23	4,06,102.00	5.50	1,89,000.00	14.50

TABLE No. 43.

## B.—MATERNITY SERVICES.

The Maternity Service was rendered through five centres and the details of work done thereat are given below:—

Particulars.	Maternity Ward at Khershedji Behramji Bhabha Hospital, Bandra.			Maternity Ward at Khan Bahadur Bhabha Hospital, Kurla.			Municipal Maternity Home at Chembur.			Shamabai Vithaldas Khimji Municipal Maternity Home at Rajawadi Ghatkopar.			Municipal Maternity Home at Andheri.			Total.			
	(1)	(2)	(3)	(4)	(5)	(6)	(7)												
No. of Beds	45	13	18	20	20	116													
	1959	1960	1961	1959	1960	1961	1959	1960	1961	1959	1960	1961	1959	1960	1961	1959	1960	1961	
No. of confinements including primiparae.	4,349	3,356	3,943	1,646	1,676	2,112	1,461	1,444	1,782	1,838	1,852	2,285	...	1,958	2,746	9,294	10,28	12,868	
Primiparae	627	614	689	...	358	359	297	274	340	366	409	453	...	...	576	1,290	1,655	2,397	
Still births	91	65	61	27	60	50	30	32	40	67	53	69	...	55	55	215	265	275	
<i>Anti-Natal Clinics</i>																			
New Cases	4,889	4,173	4,723	2,812	2,888	3,485	2,199	2,403	2,638	2,702	2,728	3,504	...	3,437	4,374	12,602	15,62	3,724	
Total attendance	17,659	15,211	16,218	10,007	12,766	16,464	7,187	9,660	12,382	8,067	7,820	9,001	...	10,889	10,039	42,920	56,340	64,104	
Daily average	48	99.42	113	64.98	82.89	105.53	94.8	100	134.58	82.3	81.45	90	...	120	110.3	...	...	...	
<i>Post-Natal Clinics.</i>																			
New Cases	1,180	2,341	2,493	297	389	463	597	668	754	903	1,778	972	...	909	1,204	2,977	6,085	5,836	
Total attendance	2,391	2,540	2,622	766	734	777	1,331	2,542	2,456	2,155	3,956	1,704	...	1,826	2,596	11,205	11,598	10,155	
Daily Average	6	49.80	56	14.45	14.39	15.94	2.3	26	24.80	23.7	41.64	17.9	...	25	28.3	...	...	...	
<i>Family Planning Clinic.</i>																			
New Cases	107	85	75	50	52	72	70	150	254	54	27	66	...	94	78	281	403	545	
Total Attendance	362	315	276	133	140	151	267	726	985	185	145	221	...	179	133	947	1,505	1,761	
Daily Average	7	6.18	7	2.55	2.8	2.90	6.7	14	20.52	3.6	2.90	2.3	...	3	3	...	...	...	

TABLE 49

*Statement showing the Results of dissection for Filarial nematodes during 1961.*

Locality.	Number caught.	Number dissected.	No. of infected mosquitoes showing various stages No. showing.				
			Unsheathed Micro-Filaria in Thorax.	Sausage forms.	Pre-infective larvae.		Infective stage. ...
					2nd stage	3rd stage.	
(1) Andheri	3,850	254	0	1	0	2	...
(2) Chembur	386	...	...	...	...	...	...
(3) Chuim	446	30	0	0	1	0	0
(4) Danda	899	90	0	1	0	0	1
(5) Ghatkopar	2,637	270	11	5	0	1	0
(6) Kalina	951	165	0	0	1	0	0
(7) Kurla	4,317	305	1	1	1	0	0
(8) Marol	5,061	147	0	8	0	5	1
(9) Vakola	1,129	...	...	...	...	...	...
(10) Vile-parle	2,734	236	0	0	0	0	0

TABLE 50

Number of Live-births in each Age group of the mother and in each order of Live-birth during 1961.

Age group of mothers at confinement, above 44 years actual age is stated.	ORDER OF LIVE-BIRTHS															Information not available.	Above 15* specify in each case the actual order of pregnancy.	Total No. of confinements in each age group.		
	(1)	(2)	(3)	(4)	(5)	(6)	(7)	(8)	(9)	(10)	(11)	(12)	(13)	(14)	(15)					
Under 15 years	...	6	...	...	...	...	...	...	...	...	...	...	...	...	...	...	...	...	6	
15 to 19 years	...	2,084	380	67	18	...	...	...	...	...	...	...	...	...	...	...	...	...	2,549	
20 to 24 "	...	4,054	3,728	2,036	904	133	18	7	...	...	...	...	...	...	...	...	15	...	10,895	
25 to 29 "	...	1,408	2,375	2,857	2,325	1,007	417	110	37	3	...	...	...	...	...	...	55	...	10,594	
30 to 34 "	...	497	725	1,016	1,237	1,015	703	358	163	44	22	4	3	2	...	...	33	...	5,822	
35 to 39 "	...	66	122	225	266	312	230	219	159	84	53	12	8	5	...	...	19	...	1,778	
40 to 44 "	...	19	27	21	54	66	31	24	26	22	21	19	2	1	...	...	8	...	341	
45 "	...	...	...	6	4	2	3	2	1	...	...	...	...	...	...	...	4	...	22	
46 "	...	...	...	...	...	...	...	...	...	...	...	...	...	...	...	...	...	...	...	
47 "	...	...	...	...	...	...	1	...	1	...	...	...	...	...	...	...	...	...	2	
48 "	...	...	...	...	...	...	...	...	...	...	...	...	...	...	...	...	...	...	...	
49 "	...	...	...	...	...	...	...	...	...	...	...	...	...	...	...	...	...	...	...	
50 & over "	...	...	...	...	...	...	...	2	...	...	...	...	...	...	...	...	...	...	2	
Information not available	...	38	65	33	28	18	8	3	2	4	1	...	...	...	...	...	8	...	205	
Progressive	Total	...	8,172	7,422	6,261	4,836	2,553	1,411	725	389	154	97	35	13	6	...	...	142	...	32,216

TABLE No. 51

Statement showing the total confinements in all the institutions doing maternity work during the year 1961.

Ward.	Serial No.	Names of Institutions.	No. of beds.	Total confinements During the year.	Deaths among mothers during their stay in Homes or Hospitals, During the year.
H	1	Kharshedji Behramji Bhabha Hospital Waterfield Road, Bandra (Municipal).	45	4,177	4
	2	General and Maternity Hospital, Dadabhai Road Noshir Villa, Santa Cruz	...	182	...
	3	Dr. Moses Maternity Home, Home Stead, East Avenue, Santa Cruz (1929)	6	18	...
	4	Kashibai Maternity Hospital, G. B. Road, Santa Cruz (1-9-1939)	20	424	2
	5	Santa Cruz Maternity and Gynaecological Hospital, Pandit Jawaharlal Nehru Road, (27-10-1951)	7	281	2
	6	Mandakini Maternity Home, Turner Road, Bandra(1-4-48)	10	146	...
	7	Bandra Dispensary and Maternity Home, Western Rialway G. B. Road (1-9-1938)	10	316	...
	8	Dr. Gupte Lying-in-and Surgical Home, Ghodbunder Road, Khar (1929)	12	210	1
	9	Dr. (Miss) S. P. Mathias Maternity Home, 1st Road, Khar (June 1938)	6	55	...
	10	Dr. Ajinkya Maternity Home, 11th Road, Khar (June 1929)	12	168	...
	11	Holy Family Maternity Home, 1st Andrew's Road, Bandra (15-5-1953)	19	526	3
	12	St. Martins Maternity Home, Martin's Road, Bandra (1953)	6	143	...
	13	Santa Cruz Resident's Association, G. B. Road Santa Cruz. East (27-10-1951)	30	457	...
	14	Dr. Kaikini's Hospital, Peace Haven 28A, G. B. Road	...	...	...
	15	Anandibai Maternity Hospital, Santa Cruz (1-7-1951)...	...	...	...
	16	Dr. Mahashweta Bhat Maternity Home, Bandra(19-4-1953)	10	135	...
	17	Dr. Patkar's Maternity Home, 97, Hill Road, Bandra (28-10-1932)	11	198	...
	18	Dr. Arora Lying-in-Hospital, Old Khar (Jan. 1951)	8	36	...
	19	Mangala Maternity Home, Santa Cruz (East) (1-5-1956)...	6	128	...
	20	Calcutta Nursing Home, Kaliniketan Santa Cruz (August 1954)	...	...	...
	21	Jaidevi Maternity & Nursing Home Lilaram Bhavan, Dr. Ambedkar Road, Danda Khar.	10	62	...
	22	Devi Maternity & Surgical Home Jubilee Court near Bandra Talkies Bandra, (15-4-1961)	6	19	...
		Total	234	7,681	12
K	1	Dr. Purandare's Maternity Home, Versova (May 1948)...	5	7	...
	2	Ruxminibai Maternity Home, Versova	...	...	...
	3	Pandit's Nilima Nursing and Maternity Home, Vallabh-bhai Road, Vile Parle. (Sept. 1950)	10	151	...
	4	Dr. Tilak's Maternity Home, Ram Mandir Road, Vile Parle (1-6-1929)	8	115	...
	5	Dr. (Mrs.) Ramabai Thatte's Maternity Home, Prarthana Samaj Road, Vile Parle. (1945)	4	18	...
	6	Balabhai Nanavati Hospital, Vile Parle (May 1951)	36	1,253	4
	7	Surgical and Maternity Hospital, Andheri (22-9-1952)...	9	115	...
	8	Dr. Arvind Shah's Maternity Home, Mahatma Gandhi Road Vile Parle (East). (3-10-1957)	20	356	...
	9	Dr. (Mrs.) Sumitrabai Wagh's Maternity Home, Park Road Vile Parle (1930)	16	293	...
	10	Dr. Mrs. Rajadhyaksha's Maternity Home. Versova Road Andheri (1-4-38)	6	50	...
	11	Dr. Amul Desai's Vrindawan Maternity Home, 12, Kurla Road, Andheri (1-10-1949)	30	485	...
	12	Dr. Bhatt's Andheri Maternity and Nursing Home, Opposite Gazadar Hall, Andheri, (1932)	6	53	...
	13	Laxmi Maternity and Nursing Home, Nariman Road Vile Parle (24-5-1954)	6	111	...
	14	Dr. R. M. Rajan Maternity Home, Versova, (15-2-1958)...	6	88	...
	15	Dr. D. D. Sathe Maternity and Nursing Home, Vile Parle, East	7	192	...
	16	Dr. Arun Maternity Home, 212-C, G. B. Road, Andheri (August 1959)	6	18	...
	17	Dr. Baxi's Maternity and General Hospital, Lallubhai Park, Andheri (15-2-1959)	8	134	...
	18	Dhiraj Maternity Home, Marol (28-2-1960)	10	58	...
	19	Municipal Maternity Home Andheri	20	2,660	...
	20	Dr. Ankileseria Maternity Home, Juhu Village, Juhu	6	7	...
		Total	219	6,164	4

Ward.	Serial No.	Names of Institutions.	No. of beds.	Total confinements During the year.	Deaths among mothers during their stay in Homes or Hospital, During the year.
L & M	1	Dr. Agashe's, Maternity Home, Bazar Road, Kurla(1-3-51)	6	56	...
	2	Khan Bahadur H. K. Bhabha Hospital, Kurla (Municipal) (1-3-1939)	13	2,072	...
	3	Municipal Maternity Home, Chembur (Municipal) (1-7-44)	18	1,782	...
	4	Chembur Maternity Home, Krishnabaug, Chembur (1-2-1959)	8	70	—
	5	Municipal Maternity Unit Labour Camp. Chembur (Municipal) (1947)	5	93	...
	6	Children Aid Society Road, Hospital, Mankhurd (Sept. 1939)	2	1	...
	7	Refugee Camp Hospital, Chembur (18-9-1947)	22	263	...
	8	Dr. Bhatwadekar's Medical and Surgical Nursing Home, Chembur (24-9-1946)	10	337	...
	9	Dr. Bagwe's Maternity Home, New Agra Road (July 1953)	8	219	...
	10	Dr. Apte's Maternity Home, Chembur (14-8-1955)	6	57	...
	11	Dr. Mrs. P. D. Idnani's Maternity Home, Block No. 17/583 Wadia Estate, Kurla	3	5	...
	12	Smt. S. L. Chandiramani Maternity Home 8/1 Town Ship Colony, Chembur, (December 1957)	5	67	...
	13	Chembur Nursing Home, (Dr. Miss P. V. Kunjannemi) Reshmani Sadan, 18th Road, Chembur	9	124	...
		Total	115	5,146	...
N	1	Shri Siddharudh Maternity Home, Ghatkopar (11-5-1938)	9	17	...
	2	Dr. Badwalk's Maternity Home, Agra Road, Bhandup (1-9-1950)	12	236	1
	3	Dr. S. V. Bagwe's Maternity Home, Ghatkopar (15-4-1951)	10	36	...
	4	Shanabai Vithaldas Khimji Municipal Maternity Home, Ghatkopar (Municipal). (19-12-1935)	20	2,271	...
	5	Suburban Maternity Home, Ratan Mahal, Mahatma Gandhi Road, Ghatkopar. (May 1951)	30	569	2
	6	Bhandup Maternity Home, Bhandup (1-10-1950)	...	...	...
	7	Dr. Miss Chandra L. Shah Maternity and Nursing Home, Agra Road, Ghatkopar (4-5-1958)	40	1,063	1
		'N' Ward Total	118	4,194	4

Ward.	No. of maternity institutions.	Total beds.	Total Confinements.	Total maternal deaths
H	22	234	7,681	12
K	20	219	6,164	4
L & M	13	115	5,146	...
N	7	118	4,192	4
Grant Total H to N wards.	62	686	23,183	20 *

Total births (including 894 still births) registered in the Suburbs during the year numbered 33,110

\* Deaths registered Maternal deaths during the year 1961 numbered :—

## PART-II.

### INDEX

(SUBURBS)

	PAGES
(1) Appendices— Supplementary reports and Tables for Hospitals and Dispensaries ...	8-11, 39
(2) Area and Population ...	1
(3) Birth and Birth-rate ...	2
(4) Births by months ...	8
(5) Cerebro-spinal meningitis ...	2
(6) Cholera ...	2
(7) Deaths and death rate ...	2
(8) Deaths by months ...	8
(9) Diphtheria ...	2
(10) Disinfection ...	3
(11) Dispensaries ...	7
(12) Enteric fever ...	2
(13) Epidemic and other diseases ...	2
(14) Food sanitation ...	3
(15) Hospitals ...	39
(16) Influenza ...	2
(17) Leprosy ...	2
(18) Malaria ...	2
(19) Maternity and Child Welfare Services ...	3
(20) Maternity Services ...	40
(21) Meteorological Data ...	12
(22) Milk-in-School Scheme ...	1
(23) Notification of Infectious diseases ...	2
(24) Plague ...	2
(25) Poliomyelitis ...	2
(26) Prosecutions ...	13
(27) Review of the year ...	1
(28) Small-pox ...	2
(29) Vaccination ...	5
(30) Venereal Diseases ...	2



## PART—II

### CONTENTS

#### (EXTENDED SUBURBS)

	PAGE.
(1) Summary of the vital statistics	(i)
(2) Review of the year	45
(3) Vital statistics	45
(4) Control of communicable diseases	46
(5) Sanitary conditions in the merged areas	46
(6) Licensable Trades	46
(7) Laboratory work	47
(8) Health Publicity and Propaganda	47
(9) Insecticide Services	48
(10) Vaccination	48
(11) Medical Relief	50
Hospitals (Table 47)	80
Maternity Services (Table 48)	80
Dispensaries	53, 54
(12) General Review	50
(13) Tables Nos. 1 to 50 relating to the vital statistics, sanitation and Medical Relief	51-81
(14) Maternity and Child Welfare Services	82

**PART—II**  
**Summary of the Vital Statistics**  
**FOR THE YEAR 1961**

(1) Area of Extended Suburbs	75.00 sq. miles (4,980 acres)
(2) Density of Population per acre	7.17 per acre
(3) Population	3,43,538
} Census 1961	
} Mid-year estimated for 1961	3,50,000
(4) Total live births registered	9,415
(5) Birth rate per 1,000 of population (Mid-year estimated for 1961)	26.9
(6) Total deaths registered	2,001
(7) Death rate per 1,000 of population (Mid-year estimated for 1961)	5.7
(8) Total deaths among infants (under 1 year)	506
(9) Infant deaths per 1,000 live births	53.7
(10) Maternal Deaths	11
(11) Maternal Death Rate per 1,000 of births (including still births)	1.2
(12) Maternal Death Rate per 1,000 of live births	1.1
(13) Still Births	283
(14) Plague Deaths	Nil.
(15) Cholera Deaths	Nil.
(16) Small-pox—	
(a) Death	76
(b) Death rate (per 1,000 of population)	0.22
(17) Influenza	
(a) Deaths	2
(b) Death rate (per 1,000 of population)	0.00
(18) Tuberculosis—	
(a) Deaths	172
(b) Death rate (per 1,000 of population)	0.49

# Annual Report of the Deputy Executive Health Officer for the Extended Suburbs for the Year 1961.

**Preliminary.**—Dr. D. V. Parulekar, M.B.B.S., D.P.H., M.P.H. (U. S. A.) Acting Deputy Executive Health Officer and Dr. A. R. Shirodkar, M.B.B.S., D.P.H., acting Deputy Executive Health Officer were in charge of the Health services in the Extended Suburbs from 1st January 1961 to 20th December 1961 and from 21st December 1961 to 31st December 1961 respectively.

**Review of the year.**—Sanitary Supervision in the merged areas of the Extended Suburbs comprising 20 sections was consolidated and maintained with a view to improving sanitation all around by adopting the following measures.

1. Inspection and supervision of premises and their environments with a view to rectification of sanitary defects through the enforcements of sanitary regulations on owners and occupiers.
2. Sanitary control over licensable trades.
3. Enforcing food sanitation, destruction of food, and
4. Pest control.

**Population Census.**—The Census was eventually completed in the month of March 1961. The population figure as compared with the last census in 1951, is given below:—

	1951 Census.	1961 Census.
Extended Suburbs	... 1,55,174	3,43,538

**9th Live Stock Census.**—1961.—Live Stock Census under the auspices of Government of Maharashtra was undertaken in Suburbs and Extended Suburbs.

Dr. D. V. Parulekar, M.B.B.S., D.P.H., M.P.H. (U. S. A.) the Deputy Executive Health Officer was in overall charge of the Live Stock Census operations carried out in the City, Suburbs and Extended Suburbs.

One Chief Clerk, Five Malaria Inspectors, Seventy three Junior Overseers, Four Clerks, One Typist and One Peon were engaged on the Live Stock Census Operation.

This Census was commenced on 10-3-1961 and was completed on 15-4-1961.

**Outstanding activities of the year.**—In order to promote an improvement in the level of Health and to disseminate knowledge on health, hygiene and clean living amongst the citizens, Health and Cleansing Weeks were organised in selected localities with the help of the local social organizations throughout the year. Localities were selected in turns for intensive cleansing and rectification of sanitary defects in the residential premises etc. T.A.B. inoculations and vaccinations against small pox were done. Health education of the residents of these localities was carried out by exhibiting films on health and sanitation. Food sanitation was also enforced. These campaigns have brought about appreciable improvement in the localities served. The follow up of these campaigns by local residents however, lacked enthusiasm as previously. B.C.G. and triple vaccination services have been started in both the maternity homes at Majad and Mulund.

**Milk in School Scheme.**—A provision of Rs. 1,00,000 was made to meet the cost of the scheme in the Extended Suburbs, 4,109 children were detected as undernourished out of 6,465 pupils examined in Schools. However, no milk supply could be made as the Government was not in a position to supply milk.

**Area and Population.**—The total area of the Extended Suburbs included in Greater Bombay is about 47,980 acres (75 square miles). The population as enumerated in the Census of 1951 was 1,55,174 and for 1961 was 3,43,538.

**Density of population.**—The mean density of population is 7.17 per acre.

**Meteorology.**—Meteorological data is given in table 9.

**Rainfall.**—The total rainfall recorded at Santacruz Observatory was 2,634.00 mm as against 2,182.1 mm in the previous year. The wettest month of the year was July 1961 with 1386.5 mm of rain as against 925.0 mm in the month of June 1960 which was the wettest month during that year.

**Births and Deaths.**—9,415 Live births (4,846 males and 4,569 females) were registered during the year as against 8,369 in the year 1960 showing an increase of 1,046. Total deaths registered were 2,001 as against 1,985 in 1960 showing an increase of 16. Birth rate was 26.9 and the death rate was 5.7 per 1,000 population giving natural increase of 21.2 per 1,000.

Registration of live births by months in 1961 is given in Table 1.

Still births reported during the year was 283 or 3.01 per cent. of live births.

**Mortality by sexes.**—Of the total 2,001 deaths registered in the year, 1,122 were males and 879 were females. Mortality by cause *vide* table 35. Mortality by months *vide* table 2.

**Copies of Birth and Death Registry.**—The number of copies of birth and death registry prior to 28-12-1958 pertaining to population of Extended Suburbs issued during the year by the Borivli and Mulund offices is as under:—

Birth Certificates	... 64
Death Certificates	... 28

**Infant Mortality.**—Total deaths among infants under one year numbered 506. The infant mortality rate was 53.7 per 1000 live births for the year 1961. Classification of infant mortality for the year by principal causes and ages is given in Table 4.

## CONTROL OF COMMUNICABLE DISEASES

(a) **Notification.**—Notification of infectious diseases by Medical Practitioners showed improvement.

(b) **Plague.**—Plague was absent during the year. Anti-plague measures such as rat destruction, flea destruction especially through D. D.T., dusting of rat holes and D. D.T. spraying of houses etc., were, however, continued.

(c) **Small pox.**—Small pox caused 161 attacks and 78 deaths.

The number of primary vaccination and re-vaccination was 12,743 and 84,040 respectively. Details of vaccination service are given under the head "Vaccination."

(d) **Cholera.**—Cholera was absent.

(e) **Influenza.**—There were 2 deaths from influenza.

(f) **Enteric Fever.**—32 cases and 6 deaths were reported from this disease. Inoculations against typhoid were carried out by the Medical Staff.

(g) **Poliomyelitis.**—There were 2 deaths.

(h) **Diphtheria.**—107 cases and 10 deaths were reported.

(i) **Cerebro Spinal Meningitis.**—There was no death.

(j) **Malaria.**—No death due to Malaria was registered during the year. Out of 1,133 Blood Smears taken by the Medical Officers in charge of the Municipal Dispensaries and examined at the Municipal Laboratory 14 were found positive. Anti-mosquito measures were carried out in all the Wards by the Insecticide Branch as per details given in a separate Section of the report.

(k) **Dysentery.**—There were 13 deaths from Dysentery.

(l) **Tuberculosis.**—Tuberculosis took a toll of 172 lives and the death rate was 0.5 per thousand of the population.

## OTHER PRINCIPAL DISEASES.

(m) There were 124 deaths from the disease of the Respiratory System 19 from Bronchitis, 212 from Diarrhoea, 263 from Pneumonia, 88 from Congenital Debility and 138 from Senile Debility.

(n) **Veneral Diseases.**—The cases reported at the Medical Institutions were directed to the Venereal Disease Clinic at 354 Bellasis Road, Bombay.

(o) **Leprosy.**—The Acworth Leprosy Home at Matunga and Leprosy Home at Trombay as well as Leprosy Clinics at Malad and Andheri were taken advantage of for the control of this disease. The record of field work done by the Health Visitors is given in Table 11.

**Disinfection.**—Terminal disinfection of houses was carried out and concurrent disinfection was advised wherever cases of infectious diseases were known to have occurred.

As the pipe water supply is yet to reach in every nook and corner of the Extended Suburbs, the Chlorination of the well water continued during the year.

**Maternity and Child Welfare Services.**—Maternity and Child Welfare services were continued in all their aspects through clinics at the two Maternity Homes in the Extended Suburbs.

Services offered were (i) institutional care and (ii) domiciliary cases. The former included the activities such as ante-natal, post-natal follow up work, education and propaganda of these services through group talks etc. Domiciliary cases included propaganda amongst the women folk. Domiciliary visits were also paid by the Health Visitors. B.C.G. Vaccination to new-born babies has been started in Maternity Homes at Mulund and Malad, and 225 babies were given B.C.G. Vaccination. Triple vaccination has also been started.

**Family Planning.**—(1) Advice in spacing of births was given confidentially by the Medical Officer to the needy married women at the four family planning clinics, two at both the Maternity Homes and two clinics at two dispensaries. (2) Contraceptives were also given free after demonstrating their use. (3) The Health Visitors attached to the Maternity Homes also paid domiciliary visits to the mothers for carrying on follow up work and propaganda amongst the women.

## SANITATION

Measures to improve sanitation comprise of (a) premises sanitation and (b) food sanitation.

(a) Sanitation pertaining to premises includes inspection of premises and their environments, taking measures to remedy the defects and control over licensable trades etc.

## SANITARY CONDITIONS IN THE MERGED AREAS

The insanitary condition prevailing due to lack of proper means of disposal of waste water and unhygienic stables in the merged areas could not be improved to the desired extent. However, sanitary requisitions were enforced to improve the sanitation of premises (*vide* tables 10 to 13) and an improvement to a certain extent was, no doubt, noticeable.

**Licensable trades.**—In a number of cases of lating houses, sweetmeat shops, milk shops, hair dressing saloons as the requirements communicated with a view to improving their sanitary condition were not found carried out, actions were continued to be taken. The concerns in which cases the requirements were found carried out were licensed.

Stable requirements in order to improve their conditions were communicated to the parties concerned. As, however, the requirements were not found carried out in a large number of cases, prosecutions were launched.

(b) **Food Sanitation.**—This included supervision and control through licensing of food establishments, inspection of food stuffs exposed for sale and seizure and destruction of food found unwholesome and unfit for human consumption *vide* Table 14.

### LABORATORY WORK.

The total number of samples examined during the year was, 1837; of these 318 samples were examined chemically, 386 bacteriologically and 1133 clinically.

#### CHEMICAL.

**Food Stuffs.**—239 samples of food stuffs were examined *vide* Table 12.

**Water.**—238 samples of water were examined as shown below:—

233 from wells.  
5 from other sources.

Of these, 226 from wells and 1 from other source were found to be unfit for potable purposes.

**Miscellaneous.**—43 samples of miscellaneous nature were examined.

#### BACTERIOLOGICAL AND CLINICAL.

386 samples were examined bacteriologically.

**Water.**—386 samples of water were examined as under:—  
354 from wells.  
32 from other sources.

Of these, 363 well water samples and 11 from other sources were found to be unsatisfactory for potable purposes.

**Samples for Diagnostic purposes.**—Only 1,133 samples of blood for malarial parasites were taken.

#### HEALTH PROPAGANDA AND PUBLICITY IN THE EXTENDED SUBURBS.

The Public Relations Department disseminated knowledge about positive aspects of health, environmental sanitation and civic sense amongst the citizens, through all recognised media of publicity such as film shows, exhibitions, cinema slides, posters and other printed material talks, cleansing campaigns etc.

#### HEALTH EDUCATION FILM SHOWS

During the year under report, 26 health education film shows were organised in different parts of the Extended Suburbs when documentary films on prevention and control of diseases like small pox, typhoid, diphtheria, leprosy were screened along with other films on various aspects of public health. Over 22,310 persons witnessed these film shows.

#### PREVENTIVE IMMUNIZATION CAMPAIGNS.

As an additional step towards intensifying the preventive drive against small pox and typhoid, 24 vaccination campaigns and 14 T. A. B. Inoculation campaigns were arranged with the help of the publicity van. Nearly 2,444 persons accepted vaccinations (including re-vaccinations) and 654 persons were given anti-typhoid inoculations. During these campaigns instructions regarding other preventive measures were also broadcast through the microphone.

#### HEALTH STALLS

In co-operation with social welfare organizations, a number of stalls were put up at Borivli and Kandivli. Itinerary exhibits were also displayed at various Municipal schools.

#### INTENSIVE CLEANSING CAMPAIGNS

With a view to keeping alive the interest and enthusiasm regarding health and cleanliness, intensive cleansing campaigns were carried out weekly in all the Wards in the Extended Suburbs when municipal services and voluntary efforts were co-ordinated and pressed into service. During the course of these campaigns the citizens were exhorted to form building, chawl or area Committees and maintain environmental sanitation.

A table showing normal activities carried out in the Extended Suburbs.

Nature of activity	No. of shows, campaigns and exhibitions etc.	Approximate No. of persons benefited
(1) Health Education film shows	26	22,310
(2) Vaccination campaigns	14	2,444
(3) T. A. B. Inoculation campaigns	17	654
(4) Intensive Cleansing Campaigns	2	.....
(5) Health Exhibitions	.....	.....

**Other Activities.**—Besides these normal activities, the department participated in various celebrations such as the World Health Day, Prohibition Weeks, All India Children's Day, Social Education Week, Anti T. B. Campaign etc. During such functions opportunity was taken for giving special film shows, group talks and supply of printed publicity material on health sanitation and Civic enlightenment. Prior publicity for enlisting public co-operation was also given to the operations in connection with the Population census 1961 by means of screening of films on the subject, talks, display and distribution of printed posters and other printed material. Similar activities were also undertaken during the Mass Blood Survey carried out in connection with the Malaria Eradication Programme.

### INSECTICIDE BRANCH

Residual spraying of all villages which were known to be malarious was intensified in consonance with the policy adopted by the Government for the Malaria Eradication.

Anti-fly measures by spraying and dusting of insecticides was carried out in all the localities where environments were favourable for fly breeding.

Enhanced water supply in the absence of effective drainage has resulted in stagnations and water logging of the vast and extensive low lying areas particularly along the foreshore and creek lands. Mosquito control in these situations was difficult as these areas remain inaccessible for effective larvicidal treatments. This problem is being tackled in collaboration with the Drainage Department.

Liquidation of potential mosquito breeding places such as disused wells, low lands, etc., has been partially achieved by statutory action calling upon landlords to carry out filling in with earth or covering of wells with reinforced cement concrete.

Statement of insecticides used during the year is given in Table 38. Diazinon continued to be an effective insecticide against D. D. T. resistant insects.

The position as regards the presence of Anopheles mosquitoes in the Extended Suburbs is summarised in Tables 39 and 40.

Evidence of the existence of Malaria as indicated by 'Spleen Rate' is shown in Table 41 ward-wise.

The old and disused wells present serious problem in mosquito control and the statement in Table 42 annexed shows details about wells rendered mosquito proof by either filling in or covering with cement concrete.

### VACCINATION

All the 8 public vaccination stations including 1 daily, and 7 weekly continued working during the year under report.

Vaccine lymph was supplied to the staff from the cold storage cabinets kept at Bandra and Kurla respectively.

The incidence of small pox was a little higher in these areas than the previous year. However, prompt precautionary measures were adopted to control the disease such as opening of temporary stations, mass vaccination campaigns in the affected localities and in schools and industrial concerns. Vaccination was also carried out in the floating population and labour localities by arranging temporary centres at odd hours to suit convenience of the residents. Municipal dispensaries were also kept open for vaccination on Sundays and holidays as a special measure.

Table 15 shows the attacks and deaths from small pox in the Extended Suburbs during the last two years.

### INSPECTION OF RESULTS

The results of the Primary Vaccinations were checked by the vaccinators. They were re-checked personally by the Head Vaccinator in 518 cases.

The rate of successful vaccination was 73.52 per cent. on checking the vaccinator's work in a number of cases that visited the station for showing result on the 8th day after vaccination. The results were found satisfactory. Such inspection also ensured that the vaccine lymph used was consistently of good potency.

The results of re-vaccination were checked only in the cases of those who called again to obtain certificates in the international form.

### POSTPONEMENT OF PRIMARY VACCINATION

During the period under review primary vaccination was postponed only in two cases.

### PROSECUTIONS

No prosecutions were launched for failure either to bring infants for vaccination or to present them for inspection 7 days after the operation.

### ILL EFFECTS FROM VACCINATION

No serious ill effects due to vaccination were observed during the year.

### SCHOOL HEALTH SERVICES

The School Health Services in respect of the Municipal Primary Schools in the Extended Suburbs were continued during the year. Systematic medical inspection of the pupils in Standards II and IV was taken up with a view to clear up arrears of 59-60 and 60-61. During the year under report, 6455 pupils were examined (3245 boys and 3220 girls) from 55 schools, including classes out of whom 2966 boys and 2398 girls were found to have one or more physical ailments.

Amongst the ailments detected, generally debility, enlarged tonsils, enlarged lymphatic glands, dental carries, contagious skin diseases and defects of vision and eye diseases were prominent as will be seen from the following tables.

In the total 10,611 defects detected, the percentage for individual defects worked out is as follows:—

(1) General Debility	...	70.61
(2) Oro-Dental (mouth and teeth)	...	32.2
(3) Throat	...	36.3
(4) Skin (Contagious)	...	7.6
(5) Enlarged Glands	...	35.9
(6) Eye (External)	...	5.4
(7) Eye (Vision)	...	2.4
(8) Heart Circulation	...	0.09
(9) Lungs including T. B.	...	0.07
(10) Nose	...	1.7
(11) Nervous system	...	0.01
(12) Mental Capacity	...	0.02
(13) Ear	...	2.2
(14) Leprosy	...	0.6
(15) Spleen	...	0.01
(16) Deformities of bones and rickets	...	0.06
(17) Speech	...	0.01

*Leprosy.*—Pupils suspected to have leprosy, skin patches etc. were referred to either at Acworth Leprosy Home, Vadala, or G. B. L. Clinics at Andheri and Mulund for expert opinion, confirmation of diagnosis and treatment. 18 pupils were found to be suffering from leprosy of neural and lepromatous type. They were prevented from attending schools and followed up at G. B. L. Clinics. At the request of local public and the School authorities, a boy from Mulund area was isolated by admitting at Acworth Leprosy Home as he was an advanced case with ulcers. The detected defects were communicated to the parents or guardians of the children and most of them consented to their wards being given treatment at the Municipal Institutions. Minor ailments amongst the children were treated at the nearest Municipal Dispensaries in the Extended Suburbs as well as at Bhabha Hospitals at Bandra and Kurla, while cases with major ailments were directed to Lokmanya Tilak General Hospital, Sion.

The Assistant Medical Officers contacted 127 parents in the schools and explained to them the necessity of the Medical treatment to their children.

The Municipal Primary Schools in the Extended Suburbs were supplied with emergency out fit including medicaments to treat scabies, ringworm and render first aid to the injured pupils in the schools.

### HEALTH EDUCATION AND FOLLOW UP WORK

About 69 Health talks on hygiene including personal hygiene were given to the children in the Schools by the Assistant Medical Officers. Deficiencies and defects in school premises noted by them were reported to the Municipal Departments concerned for necessary action.

The School Health Services were continued during the year for the follow up work. The details in this respect, are as under:—

(1) Home visits	...	449
(2) Re-visits	...	10
(3) Health Talks	...	148

### SCHOOL CLINIC

The routine treatment of minor ailments at the K. B. Bhabha Hospital, Kurla and Bandra was continued till June 1961. But it was observed that this treatment would be carried out at the local Municipal dispensaries and avoid the extra load of work on the already heavy worked hospitals. Moreover, these hospitals would render the same medical aid as those of dispensaries due to the non-existence of special facilities for expert specialised work like tonsillectomy dental defects, vision etc. The arrangement was brought into force at the request of the Medical Officers in charge of the abovementioned Hospitals and to avoid inconvenience of long distances of Extended Suburban schools from where the children had to be brought and escorted back after treatment. Major ailments were continued to be treated at the clinic at Lokmanya Tilak Municipal General Hospital. Cases of extended Suburbs were also included for treatment with the cases of Suburban Schools.

Number of cases treated in different departments are as under:—

(1) Medical	...	2
(2) Ophthalmic	...	92
(3) Aural	...	73
(4) Skin	...	...
(5) Dental	...	6
(6) Surgical	...	13

4349 pupils from Municipal Schools and 2775 pupils from private schools were got vaccinated against small pox and 7,319 pupils from Municipal Schools and 2,635 pupils from private schools were got inoculated against typhoid.

Sports, mass drill etc., were organised by Education Department at different places in the Extended Suburbs i.e., Borivli and the Assistant Medical Officers were in attendance to render first aid to the injured participants.

### MEDICAL RELIEF

The Municipal Institutions rendering medical relief in the merged area of Extended Suburbs during the year under report were as follows:—

- (1) Topiwala Charitable Dispensary, Goregaon.
- (2) Choksey Charitable Dispensary, Marve Road, Malad.
- (3) \* Basil Gome's Dispensary, Manori.
- (4) Karsondas Keshavji Charitable Dispensary, Borivli.
- (5) Smt. M. T. Agarwal Municipal General Hospital, Mulund.
- (6) Purshottam Jadhavji Kama Charitable Dispensary, Mulund.

**Peoples Mobile Hospital Van.**—Services of the Peoples' Mobile Hospital Van were taken on hire basis so as to render Medical relief to the residents of the villages scattered in the distant parts of the P & R Wards.

### AMBULANCE.

There were two ambulances—one at Malad and the other at Mulund, which continued to render services on payment of prescribed charges.

### GENERAL REVIEW:

The whole area of the Extended Suburbs is undrained and unsewered. The main problem therefore, is absence of proper means of disposal of waste and sullage water. Unless effective steps on a wider scale are taken, this problem will continue to baffle our actions which result in giving only temporary relief.

The food establishments and stables are not maintained in a sanitary condition. Steps with a view to improving their condition are continued. On the whole, all possible measures are being taken to bring the sanitary services and medical relief on the lines obtained in the City.

---

\* This is a part time Dispensary and works from 3-30 P.M. to 6-30 P.M. on Mondays, Wednesdays and Fridays only.



TABLE NO. 1.

BIRTHS BY MONTHS, 1960 &amp; 1961.

Year.	MONTHS.												Total.
	Jan.	Feb.	Mar.	April.	May.	June.	July.	Aug.	Sept.	Oct.	Nov.	Dec.	
1960 ...	671	592	593	512	525	588	553	479	631	752	1,032	1,441	8,369
1961 ...	519	403	506	655	699	715	734	827	1,010	1,009	1050	1,288	9,415

TABLE NO. 2.

DEATHS BY MONTHS—1960 &amp; 1961.

Period.	MONTHS.												Total.
	Jan.	Feb.	Mar.	April.	May.	June.	July.	Aug.	Sept.	Oct.	Nov.	Dec.	
1960 ...	187	156	141	182	129	163	193	180	167	180	163	144	1,985
1961 ...	139	147	156	188	171	144	165	177	217	161	184	152	2,001

TABLE NO. 3.

Municipal Maternity Homes.

The accommodation and the admissions in each home during 1961.

Name of the Maternity Home.	No. of cases admitted.	No. of beds.
(1) Choksey Maternity Home, Malad. ...	1,474	28
(2) S. J. D. C. Municipal Maternity Home, Mulund. ...	1,640	30
Total ...	3,114	58

TABLE NO. 4.

Infant Mortality From Principal Causes

Causes	1960	1961	Difference between a & b
	A	B	
Poliomyelitis ...	1	...	- 1
Smallpox ...	12	17	+ 5
Measels ...	3	4	+ 1
Malaria Fever ...	...	...	...
Ague and Remittant Fever and Fever Not defined ...	19	12	- 7
Diarrhoea and Enteritis ...	107	107	...
Dysentery ...	5	3	- 2
Infantile debility and Malformation including premature births ...	171	205	+ 34
Diseases of the respiratory system ...	130	118	- 12
Convulsions ...	5	2	- 3
Other Causes ...	53	38	- 15
Total ...	506	506	Nil

TABLE NO. 5.

Infant Deaths from Principal Causes by Age Groups Expressed as Percentages of the Total Infant Deaths

Age Period.	Small-pox.	Measles.	Malarial Fever.	Ague and Remittant Fever and fever not defined.	Diarrhoea and Enteritis.	Dysentery.	Infantile Debility and Malformation and Pre-mature birth.	Diseases of the respiratory system.	Convulsions.	Polio-myelitis.	Other Causes	All causes.
Under 7 days ...	...	...	...	0.6	...	...	84.9	8.4	...	...	6.1	100.0
1 to 4 weeks ...	...	...	...	...	21.1	1.4	45.1	28.4	...	...	7.0	100.0
4 weeks to 6 months ...	5.6	0.8	...	4.8	36.0	0.8	12.0	33.6	...	...	6.4	100.0
6 to 12 months...	7.6	2.3	...	3.8	35.9	0.0	4.6	32.8	1.5	...	10.7	100.0
Total percentage for all ages upto 1 year ...	3.4	0.8	...	2.4	21.1	0.6	40.5	23.3	0.4	...	7.5	100.0

TABLE NO. 6.

Deaths among infants from Principal Causes by Age-periods.

Age Period.	Small-pox.	Measles.	Malarial Fever.	Ague and Remittant Fever and Fever not defined.	Diarrhoea and Enteritis.	Dysentery.	Infantile Debility Malformation and Pre-mature birth	Diseases of respiratory system.	Convulsions	Polio-myelitis.	Other causes.	All causes.	Percentage to the total infant deaths.	
	1	2	3	4	5	6	7	8	9	10	11	12	13	14
Upto 7 days ...	...	...	...	1	...	...	152	15	...	...	11	179	35.4	
1 to 4 weeks ...	...	...	...	...	15	1	32	18	...	...	5	71	14.0	
Total under 4 weeks ...	...	...	...	1	15	1	184	33	...	...	16	250	49.4	
4 weeks to 6 months ...	7	1	...	6	45	1	15	42	...	...	8	125	24.7	
6 to 12 months...	10	3	...	5	47	1	6	43	2	...	14	131	25.9	
Total ...	17	4	...	13	107	3	205	118	2	...	38	506	100.00	

TABLE NO. 7.

Number of new cases treated and total attendance at the Municipal Free Dispensaries in the Extended Suburbs during the year 1961.

Serial No.	Name of the Dispensary.	No. of cases treated.	Total attendance.
1	Municipal Free Dispensary, Mulund .. .. .	23,467	1,48,206
2	Topiwala Charitable Dispensary, (Male and Female) Goregaon.. .. .	31,007	1,14,036
3	Choksey Charitable Dispensary, Marve Road, Malad .. .. .	26,980	81,121
4	Karsondas Keshavji Charitable Dispensary, Borivli .. .. .	27,556	85,033
5	Basil Gome's Charitable Dispensary, Manori (Part-time Dispensary) .. .. .	5,470	11,575
6	Mobile Medical Unit, Borivli. ....	16,237	44,547
	Total .. .. .	1,30,717	4,84,518

TABLE No. 8

Attendance at the Municipal General Dispensaries including the mobile unit in the Extended Suburbs of Bombay during the year 1961

Diseases.		Jan.	Feb.	March.	April.	May.	June.	July.	August.	Sept.	Oct.	Nov.	Dec.	Total.
I.—ELEMENTARY SYSTEM ...	(a) Diarrhoea	1,633	1,115	1,074	959	1,328	1,376	1,531	1,756	1,503	1,501	1,473	1,135	16,384
	(b) Dysentery	895	411	389	415	429	545	595	688	513	567	620	564	6,631
	(c) Dyspepsia	370	356	524	408	434	519	515	416	468	464	512	503	5,489
	(d) Helminthiasis	215	252	149	123	112	99	76	91	125	88	103	95	1,528
	(e) Liver-Jaundice	46	10	7	23	11	17	17	29	27	33	35	15	270
II.—CIRCULATORY SYSTEM ...	(a) Heart	...	2	1	1	...	...	...	...	...	...	...	...	4
	(b) Blood vessels	...	3	...	2	3	...	...	...	...	...	...	...	8
	(c) Blood pressure	72	3	23	25	12	7	13	24	16	26	17	12	250
III.—EXANTHEMATA ...	(a) Chickenpox	...	...	...	...	...	...	...	...	...	...	...	...	...
	(b) Measles	...	...	...	...	...	...	...	...	...	...	...	...	...
	(c) Smallpox	...	...	...	...	...	...	...	...	...	...	...	...	...
IV.—FEVERS ...	(a) Fevers not defined	1,856	1,079	1,349	1,509	1,610	1,651	1,881	1,729	1,610	1,840	1,861	1,919	19,894
	(b) Malaria	...	...	...	10	...	...	...	...	...	...	...	...	...
V.—INJURIES AND ACCIDENTS		467	480	468	282	482	507	527	559	489	548	520	715	6,044
VI.—NUTRITION ...	(a) Avitaminosis	519	588	477	353	282	249	268	274	237	265	282	69	3,863
VII.—NERVOUS SYSTEM ...	(a) Neuritis	47	20	18	11	11	14	21	23	18	21	18	19	241
	(b) Sciatica	76	28	24	26	29	23	24	38	23	34	39	36	400
	(c) Tremors	...	1	...	...	...	...	...	...	...	...	...	...	1
VIII.—RESPIRATORY SYSTEM ...	(a) Bronchitis	625	435	523	511	509	799	838	886	827	901	1,068	1,071	8,993
	(b) Bronchopneumonia	161	87	89	62	81	86	86	68	55	105	136	93	1,119
	(c) Common cold	1,424	1,287	1,339	984	1,106	1,248	1,334	1,528	1,246	1,263	1,392	1,438	15,589
	(d) Influenza (Non-epidemic)	429	179	300	180	121	112	240	326	216	262	270	304	2,939
	(e) Laryngitis	...	10	5	2	...	...	...	2	1	17	2	2	41
	(f) Pharyngitis	...	46	60	73	61	58	52	88	72	72	20	27	655
	(g) Pneumonia	96	7	2	6	...	...	2	1	1	1	...	...	116
	(h) Tonsillitis	91	59	52	46	36	86	77	85	68	106	98	70	874
	(i) Whooping cough	16	4	2	3	17	9	3	...	3	2	...	15	74
IX.—SKIN AND APPENDAGES	(a) Diseases of skin—	...	...	...	...	...	...	...	...	...	...	...	...	...
	(i) Herpes	...	1	2	1	2	...	22	...	...	...	...	...	28
	(ii) Ringworm	145	74	90	121	98	121	125	109	114	153	247	145	1,542
(iii) Scabies	334	359	194	308	415	409	425	482	454	558	567	533	5,038	

X.—SPECIAL ORGANS—		(a) Eyes—														
		(i) Conjunctivitis	...	221	208	169	207	190	177	168	184	201	212	100	74	2,111
		(ii) Corneal ulcer	...	27	...	...	...	...	...	...	...	...	...	...	4	31
		(iii) Foreign body in Eye	...	10	5	4	20	30	26	20	22	27	30	45	45	284
		(iv) Iritis	...	47	37	43	33	23	22	...	15	12	17	13	...	262
		(v) Ophthalmia	...	...	...	...	...	...	...	...	...	...	...	...	2	2
		(vi) Spring catarrh	...	...	1	1	1	...	...	...	...	...	...	69	...	72
		(b) Ears														
		(i) Diseases of Ears	...	185	171	183	224	224	198	300	343	255	278	251	282	2,894
		(c) Nose—														
		(i) Disease of Nose	...	29	3	13	16	11	60	22	17	20	10	10	2	213
		(d) Teeth—														
		(i) Disease of teeth	...	218	131	147	185	188	221	235	258	204	220	248	223	2,478
XI.—SURGICAL AILMENTS ...		(a) Injuries	...	541	581	581	485	546	616	573	681	501	652	625	286	6,668
		(b) Minor surgical operations	...	42	38	63	77	73	73	63	43	50	61	75	73	731
		(c) Ulcer	...	239	202	212	251	258	274	232	384	307	465	523	437	3,784
XII.—GENITO-URINARY ...		(a) Nephritis	...	...	2	...	2	...	...	...	...	...	...	...	...	4
		(b) Pyelitis	...	...	...	...	3	4	...	...	...	...	...	...	...	7
		(c) Gravel (Stone)	...	...	...	...	...	1	...	...	...	...	...	...	...	1
XIII.—ALL OTHER DISEASES ...		(a) Specific—														
		(i) Anaemia	...	251	255	284	162	601	599	404	406	410	357	327	208	4,264
		(ii) Mumps	...	6	7	9	8	9	7	7	5	9	7	5	6	85
		(iii) Tuberculosis	...	14	26	27	37	5	14	10	12	11	8	4	3	171
		(iv) Venereal Diseases	...	16	16	16	18	12	11	7	11	8	4	3	1	123
		(v) Diabetes	...	2	3	3	4	11	6	1	1	1	2	1	1	36
		(b) Non-specific—														
		(i) Fistulain Ano	...	...	1	...	...	...	...	...	...	...	...	...	...	1
		(ii) Gingivitis	...	44	37	38	23	7	8	...	8	...	49	41	21	276
		(iii) Migraine	...	1	4	3	3	...	...	14	10	12	...	...	...	47
		(iv) Piles	...	5	4	4	4	20	16	9	5	3	6	3	15	94
		(v) Sprains	...	5	12	7	4	...	...	2	...	...	...	4	...	34
		(vi) Stomatitis	...	110	124	128	114	141	170	198	175	270	127	305	264	2,066
		(vii) Varicose veins	...	...	1	2	1	...	...	...	...	...	...	...	10	14
		(viii) A.N.C.	...	...	...	...	...	...	...	...	...	...	...	...	...	...
		(ix) P.N.C.	...	...	...	...	...	...	...	...	...	...	...	...	...	...
		All others:—	...	178	735	1,003	653	578	702	478	467	517	203	207	229	5,950
Total New Cases			...	11,734	9,500	10,101	8,969	10,121	11,135	11,425	12,249	10,844	11,535	12,139	10,966	1,30,718
Males			...	5,926	4,676	5,236	4,317	4,891	5,721	5,403	6,410	5,331	5,076	6,208	5,312	64,507
Females			...	5,808	4,824	4,865	4,652	5,230	5,414	6,022	5,839	5,513	6,459	5,931	5,654	66,211
Total Attendance			...	32,759	25,573	30,335	26,771	30,746	34,300	38,371	38,598	38,336	43,377	38,812	37,571	4,15,549

TABLE No. 9.

## Meteorological Data of Santacruz Observatory for the year 1961.

LATITUDE 19° 07' N

LONGITUDE 72° 51' E

MONTHS 1961	WIND		TEMPERATURE (OC)						RELATIVE HUMIDITY			RAINFALL (in millimeters)				* No. of rainy days (2.5 mms. or more)		
	Mean Direction at 0830 hrs. I.S.T.	Mean Velocity in Kilometers per hour (Average during 24 hrs)	Mean Maximum temperature	Departure from normal	Highest in Month	Mean minimum temperature	Departure from normal	Lowest in Month	Mean Relative Humidity (in percentages)	Departure from Normal of mean R.H. at 0830 hrs. IST.	Total Normal rain fall in month	Departure from Normal	Highest fall in one day		Minimum fall in one day			
													Mms.	Date	Mms.		Date	
January ...	N60E	8.4	31.3	+ 2.3	36.2	17.2	+ 19.0	12.4	54	47	- 11	0.00	- 0.3	0.0	...	0.0	...	0
February ...	N67E	9.5	29.9	+ 0.5	33.6	16.3	+ 0.6	11.0	59	47	- 3	19.2	+ 18.2	18.0	6	1.2	5	1
March ...	N69E	9.7	32.2	+ 1.0	36.8	20.2	+ 1.2	15.7	67	53	- 3	0.0	- 0.3	0.0	...	0.0	...	0
April ...	N11E	10.6	32.9	+ 0.8	36.0	23.0	+ 0.6	20.5	68	60	- 2	0.0	- 0.3	0.0	...	0.0	...	0
May ...	N45W	11.8	32.9	+ 0.5	34.6	25.8	+ 0.7	23.1	73	69	+ 1	28.4	+ 8.6	15.7	25	0.2	17	3
June ...	S42W	17.6	32.1	+ 0.7	34.0	25.6	- 0.3	22.7	82	77	+ 5	317.0	- 250.0	70.1	25	0.1	2, 4, 17	17
July ...	S83W	23.9	28.7	- 1.0	30.2	24.2	- 0.6	22.9	90	89	+ 9	1385.5	+ 415.7	157.8	25	1.6	13	28
August ...	S74W	19.2	29.4	+ 0.2	30.4	24.4	+ 0.4	22.2	88	85	+ 6	545.4	- 93.2	149.7	19	0.2	22	23
September ...	S57W	17.8	29.7	+ 0.2	30.8	23.9	+ 0.5	22.5	85	80	0	253.4	- 114.1	30.4	7	0.1	20	19
October ...	S87E	8.4	31.3	- 0.5	34.6	22.2	+ 0.1	18.5	76	68	- 6	86.0	- 12.8	27.0	9	0.2	12	
November ...	N77E	7.3	33.2	+ 0.9	34.9	20.6	+ 1.9	18.0	64	58	+ 4	0.0	- 7.4	0.0	...	0.0	...	
December ...	N77E	7.5	31.3	+ 0.2	34.8	17.3	+ 1.6	13.1	64	55	- 1	0.0	- 1.0	0.0	...	0.0	...	0

2634.9

Slight change in Latitude and longitude due to change in Observation site at Santacruz.

TABLE NO. 10.

Statutory actions under the B. M. C. Act in 1961.

Total No. of notices served	...	874
Number complied with	...	268
Notices withdrawn	...	Nil
Number pending (disputed or not served)	...	99
Number cancelled	...	Nil
Number of notices issued in 1961	...	965

TABLE NO. 11.

'Field Work done by the Health Visitor of the Leprosy Clinic in the Extended Suburbs during the year 1961.

(1) Number of first visits	...	150
(2) Number of re-visits	...	37
(3) Number of contacts examined at the homes of the patients	...	35
(4) Number of detected among contracts in (3)	...	6
(5) Number of contacts examined at the clinic	...	30
(6) Number of leprosy cases among contacts in (5)	...	6
(7) Number of dropped cases visited	...	44
(8) Number of patients given home treatment	...	9

TABLE NO. 12.

Food Stuffs examined Chemically at the Municipal Laboratory in 1961.

Description of samples	Total number received.	Number found adulterated.
Milk including Govt. Milk supply	176	132
Ghee and Butter	22	14
Edible Oils	59	5
Prepared Tea	3	1
Turmeric Powder	15	4
Snacks (Chikki and fruits)	...	...
Miscellaneous	142	89
Total	417	245

TABLE NO. 13.

Prosecutions under the Bombay Municipal Corporation Act and the Prevention of Food Adulteration Act in 1961.

	Under the Bombay Municipal Corporation Act.	Under the Prevention of Food Adulteration Act 1954.
(1) Number of cases outstanding as on 1st January 1961	985	168
(2) Number of cases filed during the year	2,699	239
Total cases	3,684	407
Less—		
(1) Number of cases disposed off during the year	2,320	190
(2) Number of cases in which proceedings were abated during the year	5	1
(3) Number of cases outstanding as on 1st January 1962	1,359	216
Total amount of fines inflicted	Rs. 14,092	5,267

TABLE No. 14.

Food seizure and destruction in the enforcement of Section 415 and 416 of the Bombay Municipal Corporation Act-1961 :—

Fruit (Fresh)	...	...
Fruits (Dry)	...	...
Tins of preserved fruits	...	...
Jam tins	...	...
Potatoes "	...	...
Pickles	...	...
Vegetables	...	40 Kilos.
Grains	...	...
Chillies	...	...
Biscuits	...	...
Beacon	...	...
Fish (Fresh Basket)	...	...
Fish (Dry) or tinned	...	...
Onions	...	...
Flesh tinned	...	...
Indian Sweetmeats	...	30 Kilos
Sterilised Milk	...	...
Condensed Milk	...	...
Tea or Coffee	...	...
Gur	...	...
Curds	...	...
Sugarcane Juice	...	...
Milk	...	...
Dates	...	...
Other prepared food	...	477 Kilos

TABLE NO. 15.

SMALL POX ATTACKS AND DEATHS BY MONTHS FROM 1959 to 1961.

Year.	Jan.	Feb.	Mar.	April.	May.	June.	July.	Aug.	Sept.	Oct.	Nov.	Dec.	Total.	Death-rate.	Fatality rate.	Remarks.	
1959																	
Attacks ...	1	10	15	21	5	4	...	...	...	...	...	1	57	0.3	77.4	Death rate worked out on Census Population.	
Deaths ...	1	8	12	15	4	2	...	...	1	...	...	1	44				
1960																	
Attacks ...	17	8	11	4	2	4	1	1	3	2	3	14	70	0.2	52.9		Death rate worked out on Midyear Estimated Population.
Deaths ...	9	3	3	5	2	...	1	...	2	1	1	10	37				
1961																	
Attacks ...	25	27	29	28	32	13	5	1	...	...	...	1	161	0.2	48.4	Death rate worked out on Midyear Estimated Population.	
Deaths ...	4	9	20	14	18	8	4	...	...	...	...	...	78				

TABLE NO. 16.

Deaths Due to Tuberculosis by Sex and Type of Disease.

Type of Disease.	TOTAL DEATHS.			Death Rate.	
	Males.	Females.	Total.		
Pulmonary	...	88	36	124	0.4
Other T. B.	...	29	19	48	0.1
All forms	...	117	55	172	0.5

TABLE NO. 17.

## Enforcement of Sanitation—1961.

	NO. OF INSPECTIONS ETC. BY	
	Medical Officers of Health.	Medical Assistants, San. Inspectors and Sub-Inspectors
<i>A.—Nature of Inspections or premises visited—</i>		
(1) Dwelling Houses	542	6,436
(2) Milch Cattle Stables	138	1,133
(3) Other stables	9	43
(4) Dairies and Milk Shops	36	148
(5) Eating Houses	291	391
(6) Other premises where food is served	20	55
(7) Aerated water works	...	...
(8) Other workshops and Factories	26	77
(9) Accumulation of refuse	63	1,471
(10) Building Works	...	...
(11) Drains and Fittings	18	83
(12) Other Inspections and Inquiries	140	1,244
(13) Markets	2	2
Total No. of Inspections	1,285	11,083
<i>B—Works, etc. completed—</i>		
(1) Dwellings—		
(a) Limewashed	38	99
(b) Water supply provided	...	82
(c) Cleaned and refuse removed	4	429
(d) Insanitary Dwellings evacuated	...	...
(2) Stables—		
(a) Paved and Drained	2	3
(b) Cleaned and Refuse Removed	12	55
(c) Licence Cancelled	...	...
(3) Eating Houses, Dairies, etc.—		
(a) Regulations enforced	13	291
(b) Licenses cancelled	...	...
(4) Factories and Workshops—		
(a) Limewashing, etc. carried out	...	...
(5) Drains, etc. repaired	10	10
(6) Privies abolished	...	...
(7) New Water closets provided	6	6
(8) Accumulation of refuse removed	12	1,326
(9) Other works completed	11	60
Total sanitary work completed	108	2,361

TABLE No. 18

## Mortality by Age-Groups in the year 1960 and 1961:—

Age Period.	1960			1961		
	Deaths.	Percentage to total mortality.	Male.	Female.	Persons.	Percentage to total mortality.
Under 1 year	506	25.5	247	259	506	25.3
1 to 5 years	313	15.8	109	140	249	12.4
5 to 10 years	78	3.9	46	34	80	4.0
10 to 15 years	29	1.5	21	9	30	1.5
15 to 20 years	43	2.2	27	21	48	2.4
20 to 30 years	150	7.5	99	68	167	8.4
30 to 40 years	146	7.3	95	65	160	8.0
40 to 50 years	109	5.5	100	44	144	7.2
50 to 60 years	139	7.0	116	38	154	7.7
60 years and over	472	23.8	262	201	463	23.1
Total	1,985	100.0	1,122	879	2,001	100.0



TABLE NO. 19.

## Deaths and death rates from Epidemic and Principal Diseases.

Causes of Death.	1960		1961	
	Deaths	Death-rate.	Death	Death-rate.
<i>Periodical epidemic diseases.</i>				
Smallpox	37	0.23	78	0.22
Measles	24	0.15	6	0.02
Plague	..	..	..	..
Enteric Fever	17	0.10	6	0.02
Malarial Fever	..	..	..	..
Ague and Remittent Fever	..	..	..	..
Influenza	2	0.01	2	0.00
Cholera	..	..	..	..
Dysentery	33	0.21	13	0.04
Diphtheria	10	0.06	10	0.03
<i>Other Principal Diseases.</i>				
Tuberculosis	180	1.15	172	0.49
Cerebrospinal Fever	1	0.00	..	..
Diseases of the Nervous system	83	0.53	55	0.15
Diseases of the respiratory system	382	2.46	354	1.01
Diarrhoea and Enteritis	220	1.41	212	0.61
Puerperal State	8	0.05	11	0.03
Congenital Debility and Diseases of early infancy	176	1.13	212	0.61
Old age	125	0.80	138	0.39
Leprosy	2	0.01	..	..
Violence	139	0.89	174	0.50
Other causes	546	3.51	558	1.59
Total	1,985	12.79	2,001	5.72

TABLE NO. 20.

## Certification of Cause of Death in 1961.

Year.	Total Deaths.	Verified by District Registrars.	Medical Officers of Hospitals.	Private Medical Practitioners.	Hakims and Vaidyas.	Commissioner of Police.	Coroner of Bombay	Total.	Percentage of total certificates received to the total mortality.
1960	1,985	229	410	1,136	8	6	196	1,756	88.4
1961	2,011	429	402	917	8	4	251	1,582	78.6

TABLE NO. 21.

## Infant Mortality.

## Bombay--Born and Out-Born Children.

	BIRTHS REGISTERED				Deaths under one year.
	Children Born in Bombay.		Born out of Bombay.		
	Before death.	After death.			
Total	281	197	28	506	
Percentage	55.6	38.9	5.5	100	

TABLE NO. 22.

## Deaths in Puerperal State.

No.	Specific Cause of Death.	Number of deaths.
1	Ante-Partum Haemorrhage	3
2	Post Partum Haemorrhage	1
3	Toxaemias (Eclampsia) Hyperemesis, Gravidarum Acute Yellow Atrophy, Albuminuria	2
4	Puerperal Sepsis (sepraemia Septicaemia, phlegmasis Albodolens, Coli Infection, etc.)	1
5	Embolism	4
6	Shock during or immediately after delivery	...
7.	Other Causes	...
	Total	11

Table No. 23.

## REPORTED ENTERIC FEVER CASES BY MONTHS IN 1961.

Disease	MONTHS.												Total.
	January	February	March	April	May	June	July	August	September	October	November	December	
Enteric Fever.	5	4	...	...	1	3	3	1	5	5	3	2	32

Table No. 24.

## PARTICULARS RELATING TO ENTERIC FEVER IN 1959 TO 1961.

Year.	Attacks	Deaths	Fatality rate.	Death Rate.	Hospitalisation	Cases notified by Medical Practitioners.	Inoculations	Attack Rate.
1959	143	15	10.5	0.09	141	2	5,983	0.9
1960	237	17	7.2	0.1	237	...	3,262	1.5
1961	32	6	18.7	0.0	32	...	8,641	0.1

Death rate worked out on census population.  
Death rate worked out on mid year estimated population.

Table No. 25.

## REPORTED DIPHTHERIA CASES BY MONTHS IN 1961.

Disease.	January	February	March	April	May	June	July	August	September	October	November	December	Total
Diphtheria	4	10	5	...	4	3	18	16	10	11	8	18	107

TABLE NO. 26.

Birth by Section in 1961.

Serial No. of Sections.	Names of Sections.	No. of Births Registered.			No. of Births per 1,000 of population of 1961 Census.	Deaths under one year per 1,000 of Births.
		Male.	Female.	Total.		
69	Goregaon Village, Maroshi	716	673	1,389	356.1	54.7
70	Aarey	80	72	152	16.1	19.7
71	Eksar-Pakhadi	...	4	4	0.1	...
72	Erangal and Darvali	...	...	...	...	...
73	Malad-West	816	800	1,616	34.1	39.1
74	Malad-East	529	480	1,009	224.6	72.3
75	Kurar, Dindoshi, Chindhawali (including Pakhadi) and Wadhavan.	19	16	35	0.9	28.6
76	Valnai, Malvani, Akse and Marve	102	103	205	22.5	53.7
77	Manori	15	12	27	10.8	...
78	Kandivali and Charkop	396	352	748	34.7	62.8
79	Poisar and Akarli	124	105	229	13.0	17.5
80	Borivali	744	688	1,432	67.8	14.7
81	Eksar, Simpovali and Mandpeshwar	50	63	113	10.3	8.8
82	Gorai	12	12	24	13.2	...
83	Kaneri	...	...	...	...	...
84	Magthane	7	4	11	1.6	...
85	Dahisar	170	137	307	19.8	9.8
86	Mulund East	189	183	372	29.1	53.8
87	Mulund West	877	865	1,742	39.9	58.6
88	Rabur, Tusi, Gundgaon, Vehar, Sai and Klerobad...	...	...	...	...	...
Total		4,846	4,569	9,415	27.4	53.7

TABLE No. 27.

Birth by Sections and Months in 1961.

Serial No. of Section	Names of Sections.	MONTHS.												Total.
		Jan.	Feb.	Mar.	Aprl.	May.	June.	July.	Aug.	Sept.	Oct.	Nov.	Dec.	
69	Goregaon, Village, Maroshi	43	50	78	62	150	122	84	148	148	160	127	217	1,389
70	Aarey	6	9	9	15	14	11	14	7	36	11	5	15	152
71	Eksar-Pakhadi	...	...	...	...	3	...	...	...	...	...	1	...	4
72	Erangal and Darvali	...	...	...	...	...	...	...	...	...	...	...	...	...
73	Malad-West	109	42	88	145	105	134	130	110	147	148	186	272	1,616
74	Malad-East	60	41	45	80	82	93	79	65	116	95	113	140	1,009
75	Kurar, Dindoshi, Chindhawali (including Pakhadi) and Wadhvan.	3	...	3	4	8	...	2	11	3	1	...	...	35
76	Valnai, Malvani, Akse and Marve...	10	...	4	8	12	18	24	17	42	19	36	15	205
77	Manori	...	...	...	...	...	...	...	1	...	4	20	2	27
78	Kandivali and Charkop	49	33	12	53	62	52	71	66	66	68	107	109	748
79	Poisar and Akarli	4	7	40	13	2	4	26	29	25	32	25	22	229
80	Borivali	76	54	74	86	97	101	120	129	148	161	172	214	1,432
81	Eksar, Simpovali and Mandpeshwar	2	18	...	...	...	2	2	2	1	3	51	32	113
82	Gorai	...	...	...	...	...	1	...	2	...	10	11	...	24
83	Kaneri	...	...	...	...	...	...	...	...	...	...	...	...	...
84	Magthane	...	...	...	...	1	...	...	...	...	10	...	...	11
85	Dahisar	10	6	6	20	19	27	28	22	47	57	23	42	307
86	Mulund, East	21	28	27	14	51	28	28	51	26	41	31	26	372
87	Mulund, West	126	115	120	155	93	122	126	167	205	189	142	182	1,742
88	Rabur, Tusi, Gundgaon, Vehar, Sai and Klerobad.	...	...	...	...	...	...	...	...	...	...	...	...	...
Total		519	403	506	655	699	715	734	827	1,010	1,009	1,050	1,288	9,415

TABLE No. 28.  
Cases of Notifiable Diseases Reported during the year 1961.

Names of Sections	Cholera.	Small-pox.	Plague.	Enteric Fever.	Diphtheria.	Typhus.	Relapsing Fever.	Puerperal Fever.	Tuberculosis.	Leprosy.	Influenza and Influenzal Pneumonia.	Cerebro Spinal Fever.	Scarlet Fever.	Acute Anterior Polio Myelitis.	Virus Encephalitis.	Total.
Goregaon Village, Maroshi...	...	40	...	8	27	...	...	...	24	...	...	...	...	2	...	101
Aarey	...	...	...	1	...	...	...	...	2	...	...	...	...	...	...	3
Eksar-Pakhadi	...	...	...	...	...	...	...	...	...	...	...	...	...	...	...	...
Erangal and Darvali	...	...	...	...	...	...	...	...	...	...	...	...	...	...	...	...
Malad-West	...	35	...	6	17	...	...	...	39	...	...	...	...	4	2	103
Malad-East	...	29	...	6	15	...	...	...	15	...	1	...	...	1	...	67
Kurar, Dindoshi, Chinhawali (including Pakhadi) and Wadhvan.	...	5	...	1	...	...	...	...	1	...	...	...	...	...	...	7
Valnai, Malvani, Akse and Marve.	...	3	...	1	1	...	...	...	3	...	1	...	...	...	...	9
Manori	...	...	...	...	...	...	...	...	...	...	...	...	...	...	...	...
Kandivali and Charkop	...	8	...	3	13	...	...	...	16	...	...	...	...	2	...	42
Poisar and Akarli	...	11	...	1	3	...	...	...	4	...	...	...	...	...	...	19
Borivali	...	10	...	1	13	...	...	...	8	...	...	...	...	1	...	33
Eksar, Simpovali and Mandpeshwar.	...	...	...	...	3	...	...	...	7	...	...	...	...	...	...	10
Gorai	...	...	...	...	...	...	...	...	...	...	...	...	...	...	...	...
Kaneri	...	2	...	1	2	...	...	...	3	...	...	...	...	...	...	8
Magthane	...	...	...	...	2	...	...	...	2	...	...	...	...	1	...	5
Dahisar	...	7	...	2	1	...	...	...	...	...	...	...	...	2	...	12
Mulund, East	...	1	...	...	1	...	...	...	3	...	...	...	...	...	...	5
Mulund, West	...	10	...	1	9	...	...	...	21	...	...	...	...	1	1	43
Rabur, Tusi, Gundgaon, Vehar, Sai and Klerobad.	...	...	...	...	...	...	...	...	...	...	...	...	...	...	...	...
Total	Nil.	161	Nil.	32	107	Nil.	Nil.	Nil.	148	...	2	...	...	14	3	467
Cases reported in 1960	...	70	...	237	254	...	...	...	183	1	2	1	...	18	1	767

**TABLE No. 29.**  
**Infant Mortality by Sections and Months in 1961.**

Serial No. of Sections.	Names of Sections.	MONTHS.												Total.
		January.	February.	March.	April.	May.	June.	July.	August.	September.	October.	November.	December.	
	'C' Extended Suburbs													
69	Coregaon Village, Maroshi	1	8	6	3	7	5	5	10	7	5	8	11	76
70	Aarey	...	...	...	1	...	...	...	...	...	1	...	1	3
71	Eksar-Pakhadi	...	...	...	...	...	...	...	...	...	...	...	...	...
72	Erangal and Darvali	...	...	...	...	...	...	...	...	...	...	...	...	...
73	Malad-West	8	8	7	11	16	7	16	13	18	12	14	14	144
74	Malad-East	3	10	8	7	1	8	5	8	9	7	3	4	73
75	Kurar, Dindoshi Chimbawaji (including Pakhadi) and Wadhvan.	...	...	1	...	...	...	...	...	...	...	...	...	1
76	Valnai, Malvani, Akse and Marve	2	...	...	2	...	1	...	1	3	...	2	...	11
77	Manori	...	...	...	...	...	...	...	...	...	...	...	...	...
78	Kandivali and Charkop	3	3	7	3	3	2	3	5	3	5	8	2	47
79	Poisar and Akarli	...	2	...	1	1	...	...	...	...	...	...	...	4
80	Borivali	1	3	...	3	2	1	1	3	2	2	1	2	21
81	Eksar, Simpovai and Mandpeshwar	...	...	...	...	1	...	...	...	...	...	...	...	1
82	Gorai	...	...	...	...	...	...	...	...	...	...	...	...	...
83	Kaneri	...	...	...	...	...	...	...	...	...	...	...	...	...
84	Magthane	...	...	...	...	...	...	...	...	...	...	...	...	...
85	Dahisar	1	...	...	...	...	...	...	...	...	1	1	...	3
86	Mulund-East	...	...	3	...	1	2	1	3	4	2	2	2	20
87	Mulund-West	11	5	5	12	7	5	14	14	9	10	5	5	102
88	Rabur, Tusi, Gundgaon, Veher, Sai and Klerobad.	...	...	...	...	...	...	...	...	...	...	...	...	...
	<b>Total</b>	<b>30</b>	<b>39</b>	<b>37</b>	<b>43</b>	<b>39</b>	<b>31</b>	<b>45</b>	<b>57</b>	<b>55</b>	<b>45</b>	<b>44</b>	<b>41</b>	<b>505</b>

**TABLE No. 30.**  
**Deaths by Ages and Months in 1961.**

Month.	Within 24 Hours.	1-7 Days.	1-4 Weeks.	4 Weeks to 3 months.	3 to 6 months.	6-12 months.	1-2 years.	2-5 years.	5-10 years.	10-15 years.	15-20 years.	20-30 years.	30-40 Years.	40-50 years.	50-60 years.	60 Years and Over.	Age Un- specified.	Total (All Ages)
January	4	7	1	5	3	10	3	8	5	4	9	14	8	13	9	36	...	139
February	6	7	1	8	10	7	4	14	5	1	2	14	17	9	8	34	...	147
March	5	5	4	2	6	15	13	9	7	1	4	13	12	15	16	24	...	156
April	5	10	4	6	8	10	5	16	10	4	5	15	16	18	18	48	...	188
May	5	7	3	2	7	15	15	11	9	1	6	15	12	16	19	28	...	171
June	3	10	3	3	5	7	6	9	9	8	3	16	12	6	7	37	...	144
July	3	5	4	4	10	19	8	13	7	..	1	9	10	13	18	41	..	165
August	6	13	16	6	8	8	12	18	9	2	4	7	13	10	9	36	...	177
September	10	9	13	6	7	10	3	17	7	3	4	23	19	11	17	58	...	217
October	7	16	6	2	3	11	7	15	5	4	1	17	8	11	13	35	...	161
November	11	12	8	...	5	8	7	15	4	1	2	14	14	16	16	51	...	184
December	4	9	8	5	4	11	7	14	3	1	7	10	14	6	14	35	...	152
<b>Total</b>	<b>69</b>	<b>110</b>	<b>71</b>	<b>49</b>	<b>76</b>	<b>131</b>	<b>90</b>	<b>159</b>	<b>80</b>	<b>30</b>	<b>48</b>	<b>167</b>	<b>160</b>	<b>144</b>	<b>154</b>	<b>463</b>	<b>...</b>	<b>2,001</b>

TABLE NO. 31.

Deaths Among Infants by Causes, Months and Ages. 1961.

Causes of Death.	Total.	MONTHS.												AGES.			
		Jan.	Feb.	Mar.	Apr.	May.	Jun.	July.	Aug.	Sept.	Oct.	Nov.	Dec.	Under 1 week.	1 to 4 weeks.	4 weeks to 6 months.	6 to 12 months.
(1)	(2)	(3)	(4)	(5)	(6)	(7)	(8)	(9)	(10)	(11)	(12)	(13)	(14)	(15)	(16)	(17)	(18)
36 Poliomyelitis ...	...	...	...	...	...	...	...	...	...	...	...	...	...	...	...	...	...
28A. Malaria ...	...	...	...	...	...	...	...	...	...	...	...	...	...	...	...	...	...
28B. Ague and Remittant Fever.	...	...	...	...	...	...	...	...	...	...	...	...	...	...	...	...	...
34 Smallpox ...	17	1	3	3	2	6	2	...	...	...	...	...	...	...	...	7	10
35 Measles ...	4	...	...	...	1	...	...	...	...	...	...	...	1	2	...	1	3
8 Scarlet Fever ...	...	...	...	...	...	...	...	...	...	...	...	...	...	...	...	...	...
9 Whooping Cough ...	1	...	...	...	...	...	...	1	...	...	...	...	...	...	...	...	1
10 Diphtheria ...	2	...	...	...	...	...	...	1	...	1	...	...	...	...	...	...	2
33 Influenza ...	...	...	...	...	...	...	1	...	...	...	...	...	...	...	...	1	...
4 Cholera ...	...	...	...	...	...	...	...	...	...	...	...	...	...	...	...	...	...
27 Dysentery ...	...	1	...	1	...	...	1	...	...	...	...	...	...	...	1	1	1
3 Plague, ...	...	...	...	...	...	...	...	...	...	...	...	...	...	...	...	...	...
6 Cerebro-Spinal Fever	...	...	...	...	...	...	...	...	...	...	...	...	...	...	...	...	...
13 Tuberculosis of respiratory system.	1	...	...	...	...	...	...	1	...	...	...	...	...	...	...	...	...
14 Other tuberculosis diseases.	4	...	...	1	1	...	...	1	...	...	...	...	1	...	...	1	3
30 Syphilis ...	...	...	...	...	...	...	...	...	...	...	...	...	...	...	...	...	...
70 Rickets ...	3	...	...	1	...	...	...	...	...	...	1	...	1	...	...	2	1
86 Convulsions ...	2	...	...	...	1	...	...	...	...	...	1	...	...	...	...	...	2
106 Bronchitis ...	2	...	1	...	...	...	...	...	...	1	...	...	...	...	...	1	1
107-109 Pneumonia ...	112	10	12	8	11	8	4	8	13	15	8	7	8	15	17	39	41
104, 105, 110-114 Other Respiratory Diseases	4	...	2	...	...	...	...	...	...	1	...	1	...	...	1	2	1
118 Gastritis ...	...	...	...	...	...	...	...	...	...	...	...	...	...	...	...	...	...
119-120 Diarrhoea and Enteritis.	107	3	5	6	8	8	4	23	13	9	9	9	10	...	15	45	47
157, 158, 160, 161 Congenital Malformation, injury at birth.	81	1	3	4	8	4	7	4	16	11	7	10	6	48	14	13	6
159 Premature Birth ...	124	8	10	8	8	8	8	5	9	15	17	15	13	104	18	2	...
161A. Atelectasis ...	...	...	...	...	...	...	...	...	...	...	...	...	...	...	...	...	...
2 00-a-2. Suffocation Overlying.	...	...	...	...	...	...	...	...	...	...	...	...	...	...	...	...	...
2 00-2a. Fever not defined.	12	2	1	...	2	1	1	...	3	2	...	...	...	1	...	6	5
Other Causes ...	26	4	2	5	1	4	3	1	3	...	2	1	...	11	5	4	6
Total ...	506	30	39	37	43	39	31	45	57	55	45	44	41	179	71	125	131

TABLE No. 32.  
Deaths from all Causes by Sections and age periods in 1961.

Serial No. of Section.	LOCALITIES. Name of Section.	Under 1 Year.	1-5 Years.	5-10 Years.	10-15 Years.	15-20 Years.	20-30 Years.	30-40 Years.	40-50 Years.	50-60 Years.	60 Years and over.	Total Deaths			No. of deaths among males to 100 deaths of females.	Ratio of deaths per 1000 of 1961 Census Population.
												Male	Female	Persons		
69	"C" Extended Suburbs Goregaon Village, Maroshi	76	28	17	5	6	31	25	28	15	73	179	125	304	143	77.9
70	Aarey	3	2	1			3	1	3	1	3	6	11	17	55	1.8
71	Eksar-Pakhadi															
72	Erangal and Darvali															
73	Malad-West	144	65	21	4	7	36	28	21	25	98	244	205	449	119	9.5
74	Malad-East	73	39	12	6	9	26	14	13	16	55	129	134	263	96	58.5
75	Kurar, Dindoshi, Chindhawali (including Pakhadi) and Wadhavan	1		1			1	1				3	1	4	300	0.1
76	Valnai, Malvani, Akse and Marve	11	2	3	2	2	5	4	4	2	13	33	15	48	220	5.3
77	Manori							1		1		1	1	2	100	0.8
78	Kandivali and Charkop	47	18	3	4	6	13	24	17	18	62	126	86	212	147	9.8
79	Poisar and Akarli	4	3	2			3	2			5	13	6	19	217	1.1
80	Borivali	21	9	2		8	19	16	17	26	42	113	47	160	240	7.6
81	Eksar, Simpovali and Mandpeshwar	1							3	2		5	1	6	500	0.5
82	Gorai			1							1	2		2		1.1
83	Kaneri															
84	Magthane			2									2	2		0.3
85	Dajisar	3	4	2			1	3	2	2	7	14	10	24	140	1.5
86	Mulund East	20	12	1	5	2	5	7	8	7	26	46	47	93	98	7.3
87	Mulund West	102	67	12	4	8	24	34	28	39	78	208	188	396	111	9.1
88	Rabar, Tuej, Gundgaon Vehar, Sai and Klerobad															
	Total	506	249	80	30	48	167	160	144	154	463	1,122	879	2,001	128	5.8



TABLE No. 33.  
Deaths by Sections and Months.

Serial No. of Sections	Names of Sections.	January	February	March	April	May	June	July	August	September	October	November	December	Total	
69	'C' Extended Suburbs Goregaon, Village, Maroshi	19	24	30	21	27	20	29	31	36	13	26	28	304	
70	Aarey	...	2	...	1	3	1	1	2	...	4	...	1	2	
71	Eksar-Pakhadi	...	...	...	...	...	...	...	...	...	...	...	...	...	
72	Erangal and Darvali	...	...	...	...	...	...	...	...	...	...	...	...	...	
73	Malad-West	...	29	30	24	48	51	29	34	33	52	38	39	42	
74	Malad-East	...	16	21	19	28	13	25	19	29	23	29	28	13	
75	Kurar, Dindoshi, Chinahwali (including Pakhadi) and Wadhavan	2	...	1	...	...	...	...	1	...	...	...	...	4	
76	Valnai, Malvanai, Akse and Marve	...	4	...	2	4	2	4	1	3	14	...	11	3	
77	Manori	...	...	...	...	...	...	...	...	...	...	2	...	2	
78	Kandivali and Charkop	...	17	16	12	15	14	18	21	13	25	21	26	14	
79	Poisar and Akarli	...	...	3	2	1	2	1	4	...	3	1	1	1	
80	Borivali	...	10	11	19	15	19	10	10	17	15	14	9	14	
81	Eksar, Simpovali and Mandposhwar	...	...	...	1	...	...	...	...	...	1	4	...	6	
82	Gorai	...	...	1	...	...	...	...	...	...	...	1	...	2	
83	Kaneri	...	...	...	...	...	...	...	...	...	...	...	...	...	
84	Magthane	...	...	...	...	...	...	...	...	...	...	...	...	...	
85	Dahisar	...	2	1	...	5	3	1	3	5	2	3	1	...	
86	Mulund East	...	6	6	8	6	2	5	3	13	10	16	9	9	
87	Mulund West	...	32	34	38	41	37	30	39	32	33	27	27	26	
88	Rabur, Tusi, Gundgaon, Vehar, Sai and Klerobad	...	...	...	...	...	...	...	...	...	...	...	...	...	
	Total	...	139	147	156	188	171	144	165	177	217	161	184	152	2,001

TABLE  
Deaths by ages,

No. in Short List.	Corresponding No. in detailed List.	Causes of deaths.	Within 24 Hours.		1-7 Days.		1-4 Weeks.		4 Weeks to 3 Months.		3-6 Months.		6-12 Months.		1-2 Years.		2-5 Years.	
			Male	Female	Male	Female	Male	Female	Male	Female	Male	Female	Male	Female	Male	Female	Male	Female
1	1-2	Typhoid and Para Typhoid Fever.	...	...	...	...	...	...	...	...	...	...	...	...	...	...	...	...
2	6	Cerebro Spinal Fever.	...	...	...	...	...	...	...	...	...	...	...	...	...	...	...	...
3	8	Scarlet Fever	...	...	...	...	...	...	...	...	...	...	...	...	...	...	...	...
4	9	Whooping Cough	...	...	...	...	...	...	...	...	...	1	...	...	...	...	...	...
5	10	Diphtheria	...	...	...	...	...	...	...	...	...	2	...	1	1	2	1	...
6	13	Tuberculosis of Respiratory System.	...	...	...	...	...	...	...	...	...	1	...	1	1	2	2	...
7	14-22	Other forms of Tuberculosis.	...	...	...	...	...	...	...	1	...	3	...	1	4	4	3	...
8	30	Syphilitic disease	...	...	...	...	...	...	...	...	...	...	...	...	...	...	...	...
9	33	Influenza	...	...	...	...	...	...	...	1	...	...	...	...	...	...	...	...
10	35	Measles	...	...	...	...	...	...	1	...	...	2	1	...	1	...	...	...
11	36	Acute Poliomyelitis and Polioencephalitis.	...	...	...	...	...	...	...	...	...	...	...	...	...	...	...	...
12	37	Acute infectious encephalitis	...	...	...	...	...	...	...	1	...	...	...	1	...	...	...	...
13M	45, 46A	Cancer of buccal cavity and Oesophagus (Males).	...	...	...	...	...	...	...	...	...	...	...	...	...	...	...	...
13F	48	Cancer of Uterus	...	...	...	...	...	...	...	...	...	...	...	...	...	...	...	...
14	46B	Cancer of Stomach and duodenum.	...	...	...	...	...	...	...	...	...	...	...	...	...	...	...	...
15	50	Cancer of breast	...	...	...	...	...	...	...	...	...	...	...	...	...	...	...	...
16	45-46A females 46, C, 47, 49, 51, 55	Cancer of all other Sites	...	...	...	...	...	...	...	...	...	...	...	...	...	...	...	...
17	61	Diabetes	...	...	...	...	...	...	...	...	...	...	...	...	...	...	...	...
18	83	Intra cranial Vascular Lesions.	...	...	...	...	...	...	...	...	...	...	...	1	...	...	1	...
19	90-95	Heart Disease	...	...	...	...	...	...	...	...	...	...	...	...	...	1	1	...
20	96-103	Other diseases of Circulatory system.	...	...	...	...	...	...	...	1	...	...	...	...	...	...	...	...
21	106	Bronchitis	...	...	...	...	...	...	1	...	...	1	...	...	1	1	...	...
22	107-109	Pneumonia	...	...	10	5	8	9	6	7	9	17	21	20	16	16	24	30
23	104, 105, 110-114	Other Respiratory Diseases.	...	...	...	...	1	...	1	...	1	1	...	1	2	...	2	...
24	117	Ulceration of the Stomach or duodenum.	...	...	...	...	...	...	...	...	...	...	...	...	...	...	...	...
25	119, 120	Diarrhoea	...	...	...	...	10	5	7	11	12	15	18	29	12	5	7	9
26	121	Appendicitis	...	...	...	...	...	...	...	...	...	...	...	...	...	...	...	...
27	115, 116, 118, 122, 129	Other Digestive Diseases.	...	...	...	1	1	1	...	...	...	2	1	3	3	6	5	...
28	130-132	Nephritis	...	...	...	...	...	...	...	...	...	...	...	...	...	...	...	1
29	140-147	Puerperal and Post Abortive Sepsis.	...	...	...	...	...	...	...	...	...	...	...	...	...	...	...	...
30	141-146, 148-150	Other Maternal Causes	...	...	...	...	...	...	...	...	...	...	...	...	...	...	...	...
31	159	Premature birth	19	25	37	23	7	11	...	2	...	...	...	...	...	...	...	...
32	157, 158, 160, 161	Congenital Malformation injury at birth	8	16	16	8	7	7	2	6	2	3	3	3	2	...	2	3
33	163, 164	Suicide.	...	...	...	...	...	...	...	...	...	...	...	...	...	...	...	...
34	170, 171	Road Traffic Accidents.	...	...	...	...	...	...	...	...	...	...	...	...	...	...	...	1
35	165-169, 172-198	Other Violent Causes	...	...	...	...	...	1	...	...	...	2	1	...	2	...	2	3
	34	A, Small-pox	...	...	...	...	...	...	1	1	2	3	7	3	5	4	4	10
	3	B Plague	...	...	...	...	...	...	...	...	...	...	...	...	...	...	...	...
	29	C Kala Azar	...	...	...	...	...	...	...	...	...	...	...	...	...	...	...	...
	28a	D Malaria	...	...	...	...	...	...	...	...	...	...	...	...	...	...	...	...
	28b	E Ague and Remittent Fever	...	...	...	...	...	...	...	...	...	...	...	...	...	...	...	...
	31	F Relapsing Fever	...	...	...	...	...	...	...	...	...	...	...	...	...	...	...	...
	200:2a	G Fever not defined.	...	...	...	1	...	...	1	1	1	3	2	3	1	...	4	3
	4	H Cholera	...	...	...	...	...	...	...	...	...	...	...	...	...	...	...	...
	27	J Dysentery	...	...	...	...	...	1	...	1	...	...	1	...	1	1	...	...
	23	K Leprosy	...	...	...	...	...	...	...	...	...	...	...	...	...	...	...	...
	162	L Senility and Old Age.	...	...	...	...	...	...	...	...	...	...	...	...	...	...	...	...
		M All Other Causes	1	...	3	6	...	2	1	...	1	3	2	...	5	1	21	
		Males	28	...	66	...	34	...	20	...	31	...	68	...	47	...	62	
		Females	...	41	...	44	...	37	...	29	...	45	...	63	...	43	...	97
		Total	...	69	...	110	...	71	...	49	...	76	...	131	...	90	...	159
		Percentage	...	...	...	...	...	...	...	...	...	...	25.3	...	...	...	...	12.4















TABLE No. 36—Contd.

## DEATHS BY ALL CAUSES AND MONTHS—Contd.

Classification No.		SPECIFIC CAUSES OF DEATH	Jan.	Feb.	Mar.	April	May	June	July	Aug.	Sep.	Oct.	Nov.	Dec.	TOTAL	
Short List.	Detailed List.															
27	122a	Hernia	...	...	...	...	...	...	...	...	...	...	...	...	...	
	122b	Intestinal Obstruction	...	...	...	...	...	...	...	...	...	...	...	...	...	1
		(1) Intussusception	...	...	...	...	1	2	...	...	...	...	...	...	...	3
		(2) Paralytic ileus without stated cause	3	...	1	1	1	2	...	...	...	...	1	...	1	10
	123	(3) Other or Unspecified forms of Intestinal obstruction	...	...	...	...	...	...	...	...	...	...	...	...	...	3
		Other Diseases of the intestines	...	...	1	2	...	...	...	...	...	...	...	...	...	3
	124	Cirrhosis of Liver	5	...	4	2	...	...	4	6	2	4	4	2	35	
	125A	Acute yellow atrophy (not associated with pregnancy)	...	...	...	...	...	1	...	...	1	...	...	...	2	
		Other Diseases of the Liver	2	2	2	6	2	4	2	2	2	1	...	1	2	29
	27	125B	Biliary Calculi	...	...	...	...	...	...	...	...	1	...	...	...	1
127		Other Diseases of the Gall Bladder and Bile Ducts	...	...	...	...	...	...	1	...	...	...	...	...	1	
128		Diseases of the Pancreas (other than diabetes).	...	...	...	...	...	...	...	...	...	...	...	...	...	
129	Peritonitis without stated cause	...	...	1	...	...	...	...	...	...	...	1	1	2	5	
<b>X.—Diseases of the Urinary and Genital system.</b>																
(not Venereal or connected with Pregnancy or the Puerperium).																
28	130	Acute Nephritis	...	...	...	...	...	1	...	...	1	2	...	...	4	
	131	Chronic Nephritis	...	...	...	...	...	...	...	...	...	...	...	...	...	
	132	Nephritis not stated to be Acute or Chronic	2	...	1	2	1	1	...	2	1	1	4	2	17	
	133	Other Diseases of the Kidney and Ureters	...	...	...	...	...	...	...	...	1	...	...	...	1	
	134	Calculi of the Urinary Passages	...	...	...	...	...	...	...	...	...	...	...	...	1	
	135A	Cystitis	...	...	...	...	...	...	...	...	...	...	...	...	...	
		Other Diseases of the Bladder	...	...	...	...	...	...	...	...	...	1	...	...	1	
	136A	Stricture of Urethra	...	...	...	...	...	...	...	...	...	...	...	...	...	
	136B	Other Diseases of the Urethra, etc.	...	...	...	...	...	...	...	...	...	...	...	...	...	
		Diseases of the Prostate	...	...	...	...	...	...	...	...	...	...	2	...	2	
138	Diseases of other male genital organs.	...	...	...	...	...	...	...	...	...	...	...	...	...		
36	139	Diseases of female genital organs	...	...	...	...	...	...	...	...	...	...	...	...	...	
	(a)	Diseases of the ovary, fallopian tube and parametria	...	...	...	...	...	...	...	...	...	...	...	...	...	
	(b)	Diseases of Uterus	...	...	...	...	...	...	...	...	...	...	...	1	1	
	(c)	Diseases of the breast.	...	...	...	...	...	...	...	...	...	...	...	...	...	
	(d)	Other Diseases of the female genital organs.	...	...	...	...	...	...	...	...	...	...	...	...	...	
<b>XI.—Diseases of Pregnancy; Child Birth and the Puerperal state.</b>																
29	140	Post abortive Sepsis	...	...	...	...	...	...	...	...	...	...	...	...	...	
	141	Abortion without mention of septic conditions.	...	...	...	...	...	...	...	...	...	...	...	...	...	
30	142	Ectopic Gestation	...	...	...	...	...	...	...	...	...	...	...	...	...	
	143	Haemorrhage of Pregnancy	...	...	...	...	...	...	...	...	...	...	...	...	...	
30	144	Toxaemia of Pregnancy	...	...	...	...	...	...	...	...	1	...	...	...	1	
	145	Other Diseases and Accidents of Pregnancy.	...	...	...	...	...	...	...	...	1	...	...	...	1	
30	146	Haemorrhage of child birth and Puerperium—	...	...	...	...	...	...	...	...	...	...	...	...	...	
		(a) Placenta Praevia (with child birth)	...	...	...	...	...	...	...	...	...	...	...	...	...	
		(b) Premature Separation of Placenta (with child-birth).	...	...	...	...	...	...	...	...	...	...	...	...	...	
		(c) Other Haemorrhages of child birth	...	...	...	...	...	...	...	...	...	...	...	...	...	
29	147	(d) Other Haemorrhages after child birth.	...	...	...	...	...	...	...	2	...	1	...	...	3	
		Infection during child birth and the Puerperium	1	...	...	1	...	...	...	...	...	...	...	...	2	
30	148	Puerperal Toxaemia—	...	...	...	...	...	...	...	...	...	...	...	...	...	
		(a) Puerperal eclampsia	...	...	...	...	...	...	...	...	...	...	...	...	...	
		(b) Puerperal Albuminuria and Nephritis.	...	...	...	...	...	...	...	...	...	...	...	...	...	
30	149	(c) Acute yellow atrophy of liver (Post-Partum)	...	...	...	...	...	...	...	...	...	...	...	...	...	
		Other accidents of child birth	2	...	...	1	...	...	...	...	1	...	...	...	4	
150	Other or Unspecified conditions of child birth and Puerperal state	...	...	...	...	...	...	...	...	...	...	...	...	...		
<b>XII.—Diseases of the Skin and Cellular Tissue.</b>																
36	151	Carbuncle, Boils	...	...	...	...	...	...	...	...	...	...	...	...	...	
	152	Cellulitis. Acute Abscess	...	...	1	...	...	...	...	...	...	...	...	...	1	
	153	Other Diseases of the Skin and Cellular Tissues.	...	...	...	...	...	1	...	...	1	...	...	1	3	
<b>XIII.—Diseases of the Bones and Organs of Movements.</b>																
36	154	Osteomyelitis and Periostitis	...	...	...	...	...	...	...	...	...	...	...	...	...	
	155	Other diseases of the bones	...	...	...	...	...	...	...	...	...	...	...	...	...	
	156	Diseases of the joints and other organs of movements.	...	...	...	...	...	...	...	...	...	...	...	...	...	
<b>XIV.—Congenital Malformation.</b>																
32	157	Congenital Malformations	...	1	4	...	2	1	...	7	2	2	2	2	23	



TABLE No. 36—Concl'd.

## DEATHS BY ALL CAUSES AND MONTHS—Concl'd.

Classification		SPECIFIC CAUSES OF DEATH	Jan.	Feb.	Mar.	April	May	June	July	Aug.	Sep.	Oct.	Nov.	Dec.	TOTAL
No.															
	Short List.														
	Detailed List.														
		176 Accidents caused by Machinery (any cause of death)	...	...	...	...	...	...	...	...	...	...	...	...	...
		177 Food Poisoning	...	...	...	...	...	...	...	...	...	...	...	...	...
35		178 Accidental Absorption of Poisonous gas—	...	...	...	...	...	...	...	...	...	...	...	...	...
		(a) Carbon Monoxide	...	...	...	...	...	...	...	...	...	...	...	...	...
		(b) Marsh gas or sewer gas	...	...	...	...	...	...	...	...	...	...	...	...	...
		(c) Chloroform	...	...	...	...	...	...	...	...	...	...	...	...	...
		(d) Accidental absorption of any other irrespirable or poisonous gas included in 178	...	...	...	...	...	...	...	...	...	...	...	...	...
		179 Other acute Accidental poisoning (not by Gas)	...	...	...	...	...	...	...	...	...	...	...	...	...
		(a) Salvarsan and other organic preparation of arsenic	...	...	...	...	...	...	...	...	...	...	...	...	...
		(b) Other acute accidental poisoning not by gas included in 179	...	1	2	1	...	...	...	...	...	...	...	...	4
		180 Conflagration	...	...	...	...	...	...	...	...	...	...	...	...	...
		181 Accidental Burns (conflagration excepted)	3	1	2	5	3	3	1	2	1	1	2	5	29
		182 Accidental Mechanical Suffocation	...	...	1	...	1	3	...	...	...	...	...	...	5
		183 Accidental drowning	3	3	1	5	3	4	4	2	2	3	4	1	35
		184 Accidental injury by Firearms	...	...	...	...	...	...	...	...	...	...	...	...	...
		185 Accidental injury by cutting or piercing instruments	...	...	...	...	...	...	...	...	...	...	...	...	...
		186 Accidental injury by fall, crushing, land slides etc.	1	1	2	...	4	2	1	2	2	3	2	3	23
		187 Cataclysm (any cause of death)	...	...	...	...	...	...	...	...	...	...	...	...	...
		188 Injury animals (Poisoning by Venomous animals excepted)	...	...	...	...	...	...	...	...	...	...	...	...	...
		189 Hunger or Thirst	...	...	...	...	...	...	...	...	...	...	...	...	...
		190 Excessive Cold	...	...	...	...	...	...	...	...	...	...	...	...	...
		191 Excessive Heat	...	...	...	...	...	...	...	...	...	...	...	...	...
		192 Lighting	...	...	...	...	...	...	2	1	...	...	...	...	3
		193 Other Accidents due to Electric Currents	...	1	...	...	1	...	...	...	...	...	...	...	2
		194 Attack by Venomous Animals—	...	...	...	...	...	...	...	...	...	...	...	...	...
		(a) Hydrophobia	...	1	...	2	...	...	...	...	...	...	...	...	3
		(b) Snake Bites	1	...	...	...	...	...	1	...	...	...	...	...	2
		(c) Attack by Venomous animals included in 194	...	...	...	...	...	...	...	...	...	...	...	...	...
		195 Other Accidents N	...	...	...	...	...	...	...	...	...	...	...	...	...
		(a) (1) Vaccinia	...	...	...	...	...	...	...	...	...	...	...	...	...
		(2) Other Sequelae of Vaccination against Small-pox	...	...	...	...	1	...	...	...	...	...	...	...	1
		(b) Other accidents due to medical or surgical intervention—	...	...	...	...	...	...	...	...	...	...	...	...	...
		(1) Anaesthetic accidents	...	...	...	...	...	...	...	...	...	...	...	...	...
		(2) Other accidents included under 195 (b)	...	...	...	...	...	...	...	...	...	...	...	...	...
		(c) Lack of care of the New born	...	...	...	...	...	...	...	...	...	...	...	...	...
		(d) Other and Unspecified accidents under 195	1	2	2	1	5	2	4	2	4	3	3	1	30
		196 Deaths of persons in Military Service drawing operations of war—	...	...	...	...	...	...	...	...	...	...	...	...	...
		(a) From Poison gas	...	...	...	...	...	...	...	...	...	...	...	...	...
		(b) From wounds	...	...	...	...	...	...	...	...	...	...	...	...	...
		(c) From other or Unspecified causes	...	...	...	...	...	...	...	...	...	...	...	...	...
		197 Deaths of civilians due to correction of war—	...	...	...	...	...	...	...	...	...	...	...	...	...
		(a) From Poison Gas	...	...	...	...	...	...	...	...	...	...	...	...	...
		(b) From wounds	...	...	...	...	...	...	...	...	...	...	...	...	...
		(c) From other or Unspecified causes	...	...	...	...	...	...	...	...	...	...	...	...	...
		198 Legal Executions	...	...	...	...	...	...	...	...	...	...	...	...	...
<b>XVIII—III Defined Causes of Deaths.</b>															
36	199	Sudden Death	...	...	...	...	...	...	...	...	...	...	...	...	...
36	200	Causes of Death Unstated or Ill-defined	...	...	...	...	...	...	...	...	...	...	...	...	...
		(a) Ill-defined Causes—	...	...	...	...	...	...	...	...	...	...	...	...	...
		(1) Heart failure	2	3	1	4	2	2	2	2	6	2	2	1	29
		(2) Other ill-defined causes	1	2	...	1	2	...	3	1	3	2	4	1	20
		(b) Found dead, Cause unknown	...	...	...	...	...	...	...	...	...	...	...	...	...
		(c) Other deaths from Unknown or Unspecified cause	...	...	...	1	1	2	...	...	1	...	2	...	7
	200a	Fever not defined	3	2	1	3	5	3	...	4	4	1	4	...	30
Total			139	147	156	188	171	144	165	177	217	161	184	152	2,001

TABLE No. 37.  
BLOOD SLIDES EXAMINED FOR MALARIA PARASITES.

No. of slides examined.	No. of slides found positive.
1,133	14

TABLE No. 38  
STATEMENT SHOWING THE INSECTICIDES USED DURING THE YEAR 1961.

Serial No.	Name of the Insecticide.	Quantity consumed.
1	Aromax	... 81.83 Litres
2	Sovacide (F.G.)	... 3,295.85 Litres
3	Sovacide (Payment)	... 136.38 Litres
4	Triton (X 100)	... 3.18 Kg.
5	D.D.T. Technical (F.G.)	... 1,385.39 Kg.
6	D.D.T. Technical (Payment)	... 45.36 Kg.
7	Soap preparation for D.D.T. Emulsion	... 177.00 Kg.
8	Mosquito control oil	... 22,577.00 Litres
9	B. H. C. 10 per cent. Dust	... 418.04 Kg.
10	B. H. C. 50 per cent. Suspension powder	... 65.05 Kg.
11	B. H. C. Emulsion	... 2.99 Litres
12	D.D.T. 40 per cent. Emulsion (F.G.)	... 1,960.29 Litres
13	D. D. T. 25 per cent. Emulsion (Payment)	... 73.95 Litres
14	D. D. T. 75 per cent. Suspension powder (F.G.)	... 1,305.93 Kg.
15	Diazinon 40 per cent. Suspension powder	... 252.00 Grams.
16	Diazinon Emulsion	...
17	Weedicide (Ferroxoné)	... 115.00 Grams.

TABLE No. 39.  
Anopheles Breeding detected by months in 1961.

Breeding detected in	Jan.	Feb.	Mar.	Apr.	May	June	July	Aug.	Sept.	Oct.	Nov.	Dec.	Total
(1) Open wells	5	9	1	2	4	29	..	..	5	28	13	46	142
(2) Cisterns	...	...	...	...	...	...	...	...	...	...	...	...	...
(3) Masonry tanks	3	..	1	2	7	...	...	6	...	44	25	2	90
(4) Tins	...	...	...	...	...	4	...	..	..	..	...	...	4
(5) Fountains	...	...	...	...	...	...	...	...	...	...	...	1	1
(6) Storm water drains	...	...	...	...	...	60	...	...	29	4	9	...	102
(7) Pools, low lying lands, etc.	...	...	1	...	...	17	...	15	...	19	1	9	62
(8) Odd receptacles	...	...	...	...	...	...	...	...	7	56	3	2	68
Total	8	9	3	4	11	110	...	21	41	151	51	60	469

TABLE No. 40  
ANOPHELES BREEDING DETECTED BY WARDS IN 1961

Nature of Breeding place	Ward			Total
	P	R	T	
(1) Open wells	68	19	356	443
(2) Cisterns	...	...	270	270
(3) Masonry tanks	72	18	10	100
(4) Tins	...	...	...	...
(5) Storm water drains	33	69	...	102
(6) Pools, Low-lying, etc.	34	28	...	62
(7) Odd receptacles	68	...	...	68
(8) Fountains	1	4	...	5
Total	276	138	636	1,050

TABLE No. 41.  
Spleen rate by Wards during the year 1961

Ward.	No. of children examined.	No. of children found with enlarged spleen	Percentage
(1) P	...	..	..
(2) R	...	..	..
(3) T	...	..	..
Total	..	..	..

TABLE No. 42

## Wells by wards

Ward.	Total No. of wells in	No. of wells open or partially open			No. of wells hermetically concrete covered and without pump.		
	Extended Suburbs.	Total No.	Open	Trap door	Total No.	With pump	Without pump
(1) P	910	910 + 23 tube wells.	907	3	...	...	...
(2) R	1,131	1,130	1,054	76	1	...	1
(3) T	343	332	328	4	11	7	4
Total ...	2,384	2,372 + 23 Tube wells.	2,289	83	12	7	5

TABLE No. 43.

## Wells filled in etc., by wards during the year 1961.

Ward	Total No. of wells.	Filled in	Dealt with	
			Covered completely	Covered with trap door.
(1) P	...	803	7	1
(2) R	...	1,190	5	...
(3) T	...	356	9	2
Total ...	2,349	21	3	3

TABLE No. 44

## PRIMARY VACCINATION AND RESULTS

No. primarily vaccinated.	No. in which results were checked.	%No. successfully vaccinated.	@No. of insertions seen.	No. of insertions successful.
*12,743	2,497	2,497	7,515	5,290
*(a) Births registered during the year.		9,415		
% (b) Case success rate.		100 per cent.		
@ (c) Insertion success rate.		73.52 per cent.		

TABLE No. 45

## BIRTHS (REGISTERED) AND PRIMARY VACCINATIONS BY MONTHS.

Year 1961	Jan.	Feb.	Mar.	Apr.	May	June	July	Aug.	Sept.	Oct.	Nov.	Dec.	
Births	...	519	403	505	655	699	715	734	827	1,010	1,009	1,050	1,288
Primary Vaccinations*	...	1,849	1,730	1,346	844	489	606	392	695	625	685	1,269	2,213
Re-vaccinations	...	18,495	26,351	17,457	5,694	1,829	1,627	3,052	2,216	2,502	1,959	1,471	1,387

9,204 Children were born in Greater Bombay and 3,539 were out-born.

TABLE No. 46

## RESULTS OF PRIMARY VACCINATION BY AGES.

Results	Age Groups			Total	
	Under 1 year	1 to 6 years	6 years and above		
Successful	...	2,035	448	24	2,497
Unsuccessful	...	...	...	...	...
Unknown	...	7,572	2,562	112	10,246
Total ...	9,597	3,010	136	12,743	

TABLE No. 47.

## A.—HOSPITALS.

*Work done at the Municipal Hospitals in the year 1961.*

Particulars.	Smt. M. T. Agarwal Municipal General Hospital, Mulund.	
(i) Accommodation of beds—	...	25
General Male	...	25
General female	...	Nil.
Maternity Ward	...	Nil.
Emergency	...	Nil.
Total No. of beds	...	50
(ii) Attendance	attendance (annual) of in-patients.	Daily average.
Year.		
1959	.. 9,422	25.81
1960	... 10,611	29.8
1961	... 9,548	26.1
(iii) Surgical operations—		
1959	... 353	
1960	... 430	
1961	... 506	
(iv) Expenditure	Total cost.	Cost per patient.
1959	... Rs. 1,36,600.00	Rs. 14.50
1960	... 1,46,148.00	13.77
1961	... 1,70,785.00	17.88

TABLE No. 48.

*The Maternity Service was rendered through two centres and the details of work done thereat are given below.*

Particulars.	Choksy Maternity Home, Malad.			S.J.D.C. Maternity Home, Mulund.		
	1959	1960	1961	1959	1960	1961
No. of beds	... 28	28	28	30	30	30
No. of confinements including primiparae...	966	1,330	1,043	800	1,041	1,224
Primiparae	... 253	296	217	156	199	208
Still births	... 19	18	18	26	25	25
<i>Ante-natal Clinics.</i>						
New Cases	... 2,116	1,722	2,029	1,100	1,578	1,950
Total attendance	... 6,717	12,074	11,614	3,463	4,844	5,533
Daily average	... 90	126	121	35	49	61
<i>Post-natal Clinics.</i>						
New Cases	... 517	788	372	878	982	1,138
Total attendance	... 1,038	2,424	785	1,940	2,446	2,806
Daily average	... 40	40	16	20	25	30
<i>Family Planning Clinics.</i>						
New Cases	... 58	68	58	75	126	134
Total attendance	... 108	149	114	142	216	295
Daily Average	... 4	3	2	3	5	6

TABLE No. 49.

Statement showing the results of dissection for the Filarial nematodes during 1961.

Serial No.	Locality.	No. caught.	No. Dissected.	- NO. OF INFECTED MOSQUITOES SHOWING VARIOUS STAGES No. showing.				
				Unsheathed micro-filaria in Thorax.	Sausage forms.	Pre-infec- tive larvae.		Infective stage.
						2nd stage.	3rd stage.	
1	Borivli	.. 1,969	51	...	...	...	...	..
2	Goregaon	... 3,414	127	...	...	...	...	..
3	Malad	... 2,325	244	1	2	2	3	...
	Total	... 7,708	422	1	2	2	3	...



TABLE No. 51.

Statement showing total confinements in all the Maternity institutions in the Extd. Sub. in 1961 :—

Serial Ward No.	Name of maternity institutions.	No. of beds.	Total confinements during the year.	Deaths among mothers during their stay in the institution.
P	1 Dr. Valaskar Women's Lying-in Hospital, Jakeria Building, Jakeria Road, Malad, West. (Opened on 29-1-1950) ...	15	410	...
	2 Dr. Desai Maternity Home, Vijaykarwadi Silvan-Villa, G. B. Road, Malad, West. (Opened on 4-2-1951) ...	16	367	...
	3 Bhagwant Maternity and Nursing Home, 100, Liberty Colony, Malad, West. (Opened on 18-3-1954) ...	10	138	...
	4 Dr. Mrs. Suchak's Maternity and General Hospital, Manchubhai Road, Malad, East. (Opened on 1-6-1951) ...	25	480	...
	5 Malad Maternity and Nursing Home, Daftary Road, Malad, East. (Opened on 2-12-1952) ...	5	72	...
	6 Dr. Chandrakant R. Joshi's Eye and Maternity Hospital, Goraswadi, Ahidyashram, G. B. Road, Malad, West. (Opened in August 1955) ...	12	145	...
	7 Choksy Municipal Maternity Home, Marve Road, Malad, West. opened in 1926 ...	28	1,038	...
	8 Bagwe Maternity Hospital, Dreamland, Goregaon, East. (Opened in June 1950). }			
	9 Bagwe Maternity Hospital, 20 Jawahar Nagar, Rajawadi, G. B. Road, Goregaon, (Opened in April 1954) }	13	194	...
	10 Mrs. Nalini Patwardhan's Colony Maternity and Gynaec. Hospital, Chitnis Bungalow, Jayprakash Nagar, Goregaon. (Opened in Sept. 1952) ...	7	79	...
	11 Dr. Daftary's Maternity and Nursing Home, 110, Jawahar Nagar Goregaon West. (Opened in January 1951) ...	15	210	...
	12 Maternity and Surgical Nursing Home, 162, Jawahar Nagar, Goregaon, West. (Opened in February 1959) ...	1	1	...
	13 Dr. Mrs. Susheela Inamdar's Maternity Nursing Home, 23 Jawahar Nagar, Goregaon, West. (30-9-1960) ...	12	202	...
	14 I. N. S. Hamle Family clinic Marve Beach Malad (1st July 1961.) ...	2	21	...
	'P' Ward total ...	161	3,357	...
R	1 Pandya Maternity Home, Eksar Cross Lane, 2, Patel Road, Borivli. (Opened on 3-9-1950) ...	10	330	...
	2 Bagwe Maternity Home, Tilak Road, Borivli West. (Opened on 28-2-1952) ...	8	123	...
	3 Sumati Maternity Home, G. B. Road, Borivli. (Opened in March 1945); ...	20	293	...
	4 Palkar Maternity Home, Opp. Railway Station, G. B. Road, Borivli. (Opened on 1-8-1953) ...	10	227	...
	5 Radhabai Dalvi Hospital and Maternity Home, G. B. Road, Kandivli. (Opened on 1-1-1928) ...	20	541	...
	6 Dr. Joglekar Maternity Home, G. B. Road, Kandivli. (Opened on 1-1-1944) ...	10	96	...
	7 Dr. Miss J. D. Bhatia Maternity Home, Carter Road ...	5	13	...
	8 Mehta Maternity Hospital Bhimji Kero's Bungalow, Chandavarkar Lane, Borivli. (Opened on 9-7-1950) ...	12	144	1
	9 Dr. P. N. Bhandarkar Maternity Home, Ambika, Dahisar, West. (Opened on 1-7-1953) ...	4	10	...
	10 The Shri S. K. Patil Arogyadham Maternity Home Daptari Road, Malad ...	12	110	...
	11 Maternity Home. Shri Kishna Nagar Borivali (East) started on 19th Oct. 1961 ...	...	6	...
	'R' Ward Total ...	111	1,883	1
T	1 Municipal Maternity Home, Mahatma Gandhi Road, Mulund. (Opened on 13-10-1952) ...	30	1,227	...
	2 Laxmibai Maternity Home, Mahatma Gandhi Road. (Opened on 3-3-1953) ...	6	101	...
	3 Dr. Agarwal Maternity Home, Mahatma Gandhi Road. (Opened on 28-3-1958). ...	2	...	...
	4 Mulund Maternity Home, Gajanan Mansions, Ratansi Bhojraj Road (Opened 1-1-1948) ...	8	179	...
	5 Dr. Ganatra's Maternity Home, Station Road, Mulund. (Opened on 11-11-51). ...	11	274	...
	6 Dr. Parmar's Maternity Home, 'Sanjiv', Dr. Ambedkar Road, (Opened on 14-10-1956) ...	6	30	...
	7 Dr. Mrs. Girjabai Deodhar Maternity Home, 'Anand Jyoti Maternity Home' N. S. Road. (Opened on 2-9-1957) ...	4	31	...
	8 Dr. Khandekar Maternity Home, East Mulund ...	2	26	...
	9 Modern Nursing Maternity Home Mulund Colony. ...	6	49	...
	Total ...	75	1,917	...
Ward	No. of maternity institutions.	Total beds.	Total confinements.	Total maternal deaths.
P	14	160	3,357	...
R	11	114	1,893	1
T	9	73	1,917	...
	Grand total P to T wards ...	34	7,167	...

Total births (including 283 still births) registered in extended suburbs during the year were 9698

\* Deaths registered as maternal deaths during the year 1961, numbered 11.



## PART II

INDEX  
(EXTENDED SUBURBS)

	PAGES
(1) Appendices—Supplementary reports and Tables for Hospitals and Dispensaries	50-54, 80
(2) Area and Population	45
(3) Birth and Birth-rate	45
(4) Births by months	51
(5) Cerebro-spinal meningitis	46
(6) Cholera	46
(7) Deaths and death-rate	45
(8) Deaths by months	51
(9) Diphtheria	46
(10) Disinfection	46
(11) Dispensaries	50
(12) Enteric fever	46
(13) Epidemic and other diseases	46
(14) Food sanitation	46
(15) Hospitals	50
(16) Influenza	46
(17) Leprosy	46
(18) Malaria	46
(19) Maternity and Child Welfare-services	46
(20) Maternity Services	80
(21) Meteorological Data	55
(22) Notification of Infectious diseases	46
(23) Plague	46
(24) Poliomyelitis	46
(25) Prosecutions	48
(26) Review of the year	45
(27) Small-pox	46
(28) Tuberculosis	46
(29) Vaccination	48
(30) Venereal Diseases	46