



**ADMINISTRATION REPORT
OF THE
MUNICIPAL COMMISSIONER
FOR
GREATER BOMBAY
FOR THE YEAR
1955-56**



BOMBAY
PRINTED AT THE MUNICIPAL PRINTING PRESS
1956

ADMINISTRATION REPORT
OF THE
MUNICIPAL COMMISSIONER
FOR
GREATER BOMBAY
FOR THE YEAR
1955-56



BOMBAY
MUNICIPAL PRINTING PRESS.
1956

CONTENTS

PART I

	PAGES
STANDING COMMITTEE'S REVIEW OF THE REPORT COMMISSIONER'S REPORT	... i—xxxviii ... 1—43
Accompaniments	
1. FINANCIAL :— Report of the Chief Accountant, with Appendices	... 45—184
2. REVENUE :— Report of the Assessor and Collector	... 185—191
3. ELECTIONS :— Report of the Election and Town Duty Officer	... 193—194
4. PUBLIC WORKS :— Report of the Special Engineer—Vaitarna-cum-Tansa Scheme	... 195—199
5. REPORT OF THE CITY ENGINEER :—	... 201—228-A
(i) Planning Branch	... 201—205
(ii) Construction Branch	... 206—208
(iii) Maintenance of Buildings and Roads	... 208—213
(iv) Maintenance of drains and Sewers (Drainage Branch)	... 213—218
(v) Private Building Construction (Building Branch)	... 218—221
(vi) Mechanical Branch	... 221—223
(vii) Transport	... 223—225
(viii) Town Planning Schemes	... 225—226
(ix) Factory Permits	... 226
(x) Conservancy	... 226—228-A
6. ESTATES AND LAND MANAGEMENT :—	
Report of the Estate Agent and Land Manager	... 229—249
I Acquisition of Lands	... 229—231
II Progress of Development Schemes	... 231
III Special Roads Schemes	... 231
IV Changes in Lay-outs	... 231
V Review of Ex-Trust and Municipal Estates	... 232
VI Slum Clearance	... 232
VII Dis-housing and Re-housing	... 232
VIII New housing Schemes	... 232
IX Disposal of Lands	... 233—234
X Management of Property & Collection of Revenue	... 234—236
XI Legal and General	... 236
Statements and Appendices	... 237—249
7. WATER WORKS :— Report of the Hydraulic Engineer	... 251—264
8. FIRE BRIGADE :— Report of the Chief Officer	... 265—276
9. GARDENS :— Report of the Superintendent	... 277—280
10. VICTORIA AND ALBERT MUSEUMS :— Report of the Curator	... 281—282
11. MUNICIPAL LIBRARIES	... 283—285
12. CENTRAL STORES :— Report of the Controller of Stores	... 287—290

CONTENTS—(Contd.)

	PAGES
13. LICENCES, SHOPS AND ESTABLISHMENTS :—	
Report of the Superintendent	... 291—294
Report of the Chief Inspector	... 295—296
14. MARKETS AND SLAUGHTER HOUSES :—	
Report of the Superintendent	... 297—301
15. PRINTING PRESS :—	
Report of the Manager	... 303—305
16. K. E. M. HOSPITAL AND SETH G. S. M. COLLEGE :—	
Report of the Dean	... 307—331
17. BAI YAMUNABAI L. NAIR CHARITABLE HOSPITAL AND TOPIWALA NATIONAL MEDICAL COLLEGE	... 333—348
18. NAIR HOSPITAL DENTAL COLLEGE	... 349—352
19. MUNICIPAL GENERAL HOSPITAL, SION, AND ANNA PURNABAI DESHMUKH HOSPITAL FOR WOMEN	... 353—359
20. GROUP OF T. B. HOSPITALS, SEWRI	... 361—365
21. LEGAL DEPARTMENT	... 367—369
22. EDUCATION :—	
Report of the Education Officer	... 371—385
23. LABOUR :—	
Report of the Labour Officer	... 387—390
24. Public Relations Department	... 391
25. Mahatma Gar.dhi Memorial Olympic Swimming Pool	... 393
26. Index	... 394—398

PART II

27. PUBLIC HEALTH :—	
Health Officer's Report	... 1—9
Report of the Medical Superintendent, Arthur Road Hospital	... 10—11
Report of the Municipal Analyst	... 12
Report of the Superintendent of Vaccination	... 13
Vital Statistics—Tables in Health Officer's Report	... 14—75
Index	... 77

**REVIEW OF THE STANDING COMMITTEE OF THE ADMINISTRATION REPORT
OF THE MUNICIPAL COMMISSIONER FOR GREATER BOMBAY
FOR THE YEAR 1955-56.**

The Administration Report, submitted by the Municipal Commissioner, gives in detail the working of various Municipal Departments for the year 1955-56.

2. Shri Narsingrao C. Pupala was elected Mayor of Bombay for the year under report. On Shri Pupala's resignation of the office on 7th February 1956, Smt. Sulochana M. Modi, M.A., was elected Mayor of Bombay on the 23rd February 1956 and held that office for the remaining period of the year. Shri G. B. Mahashabde, who was elected Chairman of the Standing Committee, resigned from that office on 27th January 1956 and Dr. P. D. Daftary, L.C.P.S. (Bom.) was elected to that office on the 6th February 1956 and held it for the remaining period of the year. Shri P. V. Mehta, who was elected Chairman of the Improvements Committee on the 12th April 1955, died on the 17th April 1955; and Dr. Simon C. Fernandes was elected to that office on the 3rd May 1955 and held it for the remaining period of the year. Shri B. R. Sunkersett, B.A., who was elected Chairman of the Education Committee on the 7th April 1955, resigned from that office on the 27th January 1956, and Major S. R. Bamji, F.C.R.A., F.R.S.A., F.C.I., M.B.E., was elected to that office on the 3rd February 1956 and held it for the remaining period of the year.
3. Shri P. R. Nayak, I.C.S., continued to hold the office of the Municipal Commissioner practically throughout the year, except for the period from 12th December 1955 to 7th January 1956 when he was on leave. During Shri Nayak's absence on leave, Shri J. K. Daruvala, B.A. (Hons.), A.S.A.A., was appointed to act as Municipal Commissioner.
4. The financial transactions have resulted in a surplus of Rs. 71.11 lacs at the end of the year instead of the anticipated deficit of Rs. 45.29 lacs. This was due to the fact that the actual income increased by Rs. 47.59 lacs over the Budget Estimate while the expenditure was reduced by Rs. 68.81 lacs over the budgeted amount. The strain on Municipal finances continues unabated and if progress is to be maintained in keeping with the City's position as a premier city in this sub-continent, the Corporation will have to provide funds for civic amenities which the City lacks at present and for which the possibility of additional sources of income will have to be explored. The prospects in the latter direction, however, appear to be dim under the existing conditions. Available sources of revenue have been utilized almost to the maximum extent possible and are incapable of yielding better returns. The only alternative, therefore, appears to be reduction on the expenditure side but this might possibly result in the deterioration of health and other civic services. The implementation of the recommendations of Messrs. Ibcón, Ltd., who were entrusted with the task of the reorganization of different Municipal Departments have already resulted in a considerable reduction on establishment charges which had tended to grow out of proportion during recent years. If the process is continued with zeal by the executive without impairing efficiency, it will be possible to effect appreciable savings not only under establishment but also on other items of growing expenditure, which might enable the Corporation to make both ends meet at least for the time being.
5. In preparing the Budget Estimates for the year under report, an Opening Balance of Rs. 85.12 lacs was estimated. On the final closing of the accounts for the year under report, the actual Opening Balance for the year under report amounted to Rs. 91.90 lacs, as against Rs. 95.80 lacs for the previous year. The total income budgeted for was Rs. 9,54.70 lacs while the actual realizations amounted to Rs. 10,02.29 lacs, showing an increase of Rs. 47.59 lacs over the budgeted amount and also an increase of Rs. 83.30 lacs over the actuals of the previous year, viz., Rs. 9,18.99 lacs. On the Expenditure Side, the amount budgeted for was Rs. 9,99.98 lacs whereas the actuals of expenditure were Rs. 9,31.18 lacs, as against the previous year's actuals of Rs. 8,82.68 lacs. The anticipated deficit of Rs. 45.29 lacs was thus turned into a surplus of Rs. 71.11 lacs as against the surpluses of Rs. 36.31 and Rs. 18.08 lacs in the previous two years. The financial transactions of the year ended with a Closing Balance of Rs. 1,30.31 lacs.

A detailed study of the Income Side reveals a net increase of Rs. 80.15 lacs with that of previous year's figure, viz., Rs. 8,84.59 lacs (exclusive of transfers from B. E. S. & T. Fund). There were increases almost under every major head, the main increases being under General Tax, Rs. 34.32 lacs, Town Duties, Rs. 13.55 lacs and Water Works, Rs. 29.76 lacs.

The main decreases in income are in respect of Grant-in-Aid in respect of fines for offences against the law Rs. 0.77 lac, Interest and Profit on investment of Surplus, etc.,

balances Rs. 9.29 lacs, Miscellaneous Rs. 0.57 lac, Medical Relief Rs. 0.98 lac, Gardens Rs. 0.86 lac, Extraordinary Receipts Rs. 0.57 lac, Rebate from Government on account of Collection of U. I. P. Tax Rs. 0.11 lac and certain other heads Rs. 0.6 lac.

6. As against the final sanctioned grants (including renewed and additional grants) which aggregated to Rs. 11,44.86 lacs, the actuals amounted to Rs. 9,31.18 lacs, leaving an unexpended balance of Rs. 2,13.68 lacs. Against this, an amount of Rs. 1,38.39 lacs was required to be renewed for expenditure in the following year and the balance of Rs. 75.29 lacs was allowed to lapse as savings.

The actual expenditure for the year, viz., Rs. 9,31.18 lacs, compared with that of the previous year, viz., Rs. 8,82.69 lacs, showed a net increase of Rs. 48.49 lacs, i.e., gross increases of Rs. 53.50 lacs less decreases of Rs. 5.01 lacs.

The main increases on the Expenditure Side were under General Supervision Rs. 6.90 lacs, Water Works Rs. 13.87 lacs, Public Health Rs. 5.55 lacs, Medical Relief Rs. 1.91 lacs, Street Cleansing, etc., Rs. 18.24 lacs, Road, S. W. Drains, Rs. 0.68 lac, Fire Brigade Rs. 0.69 lac, Licensing Rs. 0.26 lac, Markets Rs. 1.48 lacs, and minor increases under certain other heads, whereas the main decreases were under Mechanical Rs. 0.35 lac, Building Rs. 1.28 lacs, Gardens Rs. 0.50 lac, Provident Fund Rs. 2.13 lacs and Grant-in-Aid Rs. 0.75 lac.

7. The Opening Balance on 1st April 1955, on account of Loan Funds (excluding the Trust Funds) was Rs. 20.70 lacs. Loans aggregating to Rs. 4,74.36 lacs were raised during the year including an amount of Rs. 2,50 lacs received from the Government of India for financing the Vaitarna-cum-Tansa Scheme. The Standing Committee would once again like to place on record their sincere thanks to the Central Government for their timely assistance which has no doubt helped the Corporation to put through the Scheme more expeditiously than could have otherwise been possible.

The total Loan Funds available for expenditure during the year were Rs. 4,95.06 lacs. Out of this, an amount of Rs. 6.42 lacs was reserved for the purchase of Capital Stock. The net amount thus available for expenditure during the year was Rs. 4,88.64 lacs. The total expenditure incurred during the year was Rs. 4,70.28 lacs, leaving a balance of Rs. 18.36 lacs at the close of the year.

The actual expenditure amounted to Rs. 4,65.89 lacs on Capital Works as against the budgeted figure of Rs. 5,33.59, the percentage by which actuals fell short of Budget Estimates being 13 as against 26 for the preceding year.

The amount of new loan proposed in the Budget for 1955-56 was Rs. 5,50 lakhs. The same was reduced to Rs. 4,90 lakhs in the revised estimates.

A loan of Rs. 2,50 crores was raised from Government in three instalments, two of Rs. 1 crore each and one of Rs. 50 lakhs. The loan of Rs. 1,80 lakhs was raised by public subscription and Rs. 30 lakhs was raised in one instalment internally. The total amount actually raised to finance the Capital Expenditure including purchase of Plant and Machinery was Rs. 4,74.36 lacs.

Balance of the loan of Rs. 90 lacs of the loans aggregating to Rs. 5,50 lacs [sanctioned for 1955-56 was also allowed to lapse.

Reduction of Debts during the year amounted to Rs. 71.05 lacs. At the close of the preceeding year, the total amount of Municipal Loan Outstanding including advances from the various Special Funds was Rs. 26,29.42 lacs. Amount of loan outstanding as on 31st March 1956 was Rs. 30,32.73 lacs. The total debt charges for payment of interest, Sinking Fund, etc., amounted to Rs. 2,29.15 lacs.

8. The book value of investments of the Sinking Fund at the close of the year amounted to Rs. 4,92.92 lacs. Valuing the Municipal and Improvement, Trust Debentures at par, the market value of the Sinking Fund Investment at the end of the year stood at Rs. 4,75.24 lacs. This, together with the amount of interest accrued upto 31st March 1956, viz., Rs. 2.15 lacs, and cash of Rs. 3.40 lacs, brought the total amount of the Sinking Fund to Rs. 4,77.39 lacs, which more than covered the amount of Rs. 4,66.89 lacs at which the Fund should have accumulated at the close of the year. The excess in the Fund was thus Rs. 10.50 lacs against Rs. 12.04 lacs at the end of the previous year.

9. The total Income for the year amounted to Rs. 1,19.30 lacs against Rs. 1,27.35 lacs for the previous year showing a net decrease of Rs. 8.05 lacs, the main decreases were in respect of (i) Rent and other proceeds of properties, Rs. 3.22 lacs; (ii) Receipts on account of Tobacco Duty, Rs. 3.61 lacs; (iii) Interest and Profits on investments Rs. 1.29 lacs; (iv) Miscellaneous Receipts Rs. 0.19 lac counterbalanced by an increase of Rs. 0.27 lac in contribution from Municipal Corporation.

The total expenditure for the year viz., 1,23.93 lacs, showed an increase of Rs. 0.19 lac over that of the previous year, viz., Rs. 1,23.74 lacs. This is made up of an increase of Rs. 0.52 lac under maintenance of properties and streets, counterbalanced by a decrease of Rs. 0.33 lac under Debt Charges.

Loan liabilities of the *ex-Trust* at the commencement of the year were Rs. 15,19.16 lacs against Rs. 15,26.50 lacs in the previous year. No new loan liability was incurred during the year while the debt was reduced by Rs. 7.58 lacs, which amount was repaid to Government on the basis of equated payments. The outstanding loan liabilities at the close of the year thus stood at Rs. 15,11.58 lacs of which the actual liability to Government was Rs. 7,77.64 lacs. All the debentures in respect of loans aggregating to Rs. 4.76 lacs originally raised from Government have now been repurchased according to the approved programme for Sinking Fund investments. The liability to Government on this account is, therefore, only Rs. 3,01.64 lacs.

The year began with an Opening Balance of Rs. 1,09.08 lacs. In the course of the year receipts on account of sale proceeds of Land and Buildings amounting to Rs. 7.38 lacs were credited to this Account. The total funds thus available were Rs. 1,16.47 lacs, out of which an amount of Rs. 31.87 lacs was spent on different works. The deficit in the General Account for the year amounted to Rs. 4.62 lacs and was transferred to the Capital Account. There was thus left an unspent balance of Rs. 79.98 lacs at the close of the year.

The actual Expenditure during the year on schemes amounted to Rs. 31.87 lacs as against the Revised Estimates of Rs. 7,02.62 lacs including Rs. 8.11 lacs on account of the cost of Management and Establishment. The total expenditure on Schemes upto 31st March 1956 amounted to Rs. 21,21.45 lacs of which Rs. 14.66 lacs represent discount and other charges on loans.

The amount of Sinking Fund on 31st March 1956 was Rs. 5,79.78 lacs including cash of Rs. 237 with the State Bank of India. Valuing the Municipal and Trust debentures at par, the market value of Sinking Fund Investments at the end of the year under review amounted to Rs. 5,81.25 lacs. This, together with interest accrued upto 31st March 1956, viz., Rs. 1.19 lacs and cash of Rs. 237 with the State Bank of India, brought the total amount of Sinking Fund to Rs. 5,82.44 lacs against Rs. 5,30.27 lacs, at which the Sinking Fund should have accumulated at the close of the year. The excess in the fund thus amounted to Rs. 52.17 lacs.

The total amount of loans raised for Improvement Schemes and outstanding on 31st March 1956, was Rs. 15.12 lacs. Out of this Rs. 3.02 lacs were borrowed from Government, and the balance of Rs. 12.10 lacs represented loans raised by issue of debentures. Out of this, Rs. 4.76 lacs originally borrowed from Government have now been repurchased for Sinking Fund and Rs. 7.34 lacs from the public.

The gross Capital liabilities of the Improvement Schemes stood at Rs. 15,59.17 lacs at the close of the year under review and the assets at Rs. 28,89.22 lacs including the book value of lands comprised in Schedules 'W' and 'X' which has resulted in surplus of Rs. 13,30.06 lacs.

The total income for the year amounted to Rs. 1,52.55 lacs (including Rs. 1,13.90 lacs being the contribution from Budgets 'A' and 'D') against the Budget Estimates of Rs. 1,55.77 lacs and the Revised Estimates of Rs. 1,51.71 lacs showing a decrease of Rs. 3.22 lacs on Budget Estimates and an increase of Rs. 0.84 lac on the Revised Estimates. The decrease of Rs. 3.22 lacs is made up of a decrease of Rs. 5 lacs in contribution from Budgets 'A' and 'D' and of Rs. 0.12 lac in Miscellaneous Receipts counterbalanced by an increase of Rs. 0.54 lac in Fees and Fines from Municipal Schools, Rs. 0.43 lac in contribution from Government and Rs. 0.94 lac in other Miscellaneous Revenue. The final sanctioned grants amounted in the aggregate to Rs. 1,73.05 lacs (including the unexpended grant for the previous year and the additional grants).

The total expenditure booked was Rs. 1,49.73 lacs and the total unexpended grants amounted to Rs. 23.32 lacs. Out of this, grants renewed in 1956-57 aggregated to Rs. 10.46 lacs, leaving a balance of Rs. 12.87 lacs to lapse as savings.

The expenditure booked during the year on the Capital Works was Rs. 6.82 lacs leaving a balance of Rs. 21.21 lacs to be carried to the following year. A loan of Rs. 20 lacs was raised by public subscription during the year for Budget 'E'. The loan liability under the Education Fund during the year, therefore, stood at Rs. 0.45 lac against which the Sinking Fund stood at Rs. 2.41 lacs.

The Opening Balance of the Education Fund at the beginning of the year was Rs. 21.13 lacs. The transactions for the year resulted in a surplus of Rs. 2.82 lacs. The balance at the close of the year was Rs. 23.95 lacs. There was a decrease of Rs. 0.14 lac in the amount reserved for meeting the revenue expenditure for 1955-56 and the previous years to be incurred during 1956-57 over that of the previous year. Thus the balance at the close of the year stood at Rs. 24.09 lacs.

10. During the year under report, the rates of taxation remained the same as in the previous year, *i.e.*, General Tax (including Fire Tax) at 17½ per cent., Water Tax at 3½ per cent. and Halalkhore Tax at 3 per cent. Tax on vehicles and animals was levied at the maximum rates mentioned in Schedule G. Rates charged for the supply of water by meter measurement also remained the same as in the previous year and ranged from As. 12 to Rs. 2-6-0 per 1,000 gallons according to the class of properties, the minimum rate being charged to the Government and the maximum to the Race Course premises.

On the Assessment Register at the close of the year, there were 54,527 properties against 54,527 and 54,157 during the previous two years. 51,187 properties as against 46,659 properties in the previous year were assessed to General Tax while 2,215 properties against 2,021 in the previous year were exempted from General Tax under Section 143(1)(a) of the Bombay Municipal Corporation Act, while the Municipal properties not assessed to the General Tax numbered 1,125.

Properties newly erected, demolished and enlarged during the year numbered 675,703 and 721, respectively, as against 845,475 and 674 in the previous year. At the end of the year single-room tenements, double-room tenements and flats or blocks numbered 2,72,977, 74,800 and 58,476, respectively, against 2,72,820, 69,369 and 48,185 in the previous year.

Rateable value of all properties in the City at the end of the year amounted to Rs. 25,20.61 lacs as against Rs. 24,98.48 lacs and Rs. 23,43.35 lacs in the preceding two years. The rateable value *per capita* was Rs. 108-5-11 as against Rs. 107-6-8 and Rs. 100-12-0 in the previous two years. In 175 cases, the rateable value was increased by more than Rs. 2,000 in each case.

The total number of vehicles and animals taxed during the year (including those taxed under the Public Conveyance Act, was 44,241 as against 43,600 and 41,582 in the previous two years. Of this total number, the maximum number in any group was of 23,496 for motor cars (including 3,253 taxis) and the smallest numbers were 4 for trollies and 86 for trailers.

During the year under report, Wheel Tax for hack-victorias, labour-carts and hand-carts (without pneumatic tyres) leviable, respectively, at Rs. 112, Rs. 40 and Rs. 8 per annum was compounded for the calendar year at Rs. 100, Rs. 35 and Rs. 6, respectively, as they had to pay the tax for the whole year in advance instead of quarterly as in the case of other vehicles.

During the year under review, bills numbering 1,22,391 and 1,16,115 were issued; respectively, for Property and Wheel Tax. The amounts collected against net total demands of Rs. 8,87.87 lacs and Rs. 58.79 lacs were Rs. 6,97.64 lacs and Rs. 39.96 lacs which worked out to 78.58 and 67.97 per cent. of the net demand, respectively. The percentage of the net total recovery to the total demand worked out to 77.92. The total outstanding at the end of the year was Rs. 2,09.05 lacs. Outstandings against private rate-payers stood at Rs. 1,01.63 lacs at the end of the year. The figure is exclusive of the amount of Rs. 47.74 lacs involved in complaints against rateable value, which were pending at the close of the year and Rs. 25.82 lacs being taxes for new proposals for revision under Section 137 submitted in the last month of the year due to new constructions, additions, alterations, etc. Out of the total outstandings of Rs. 1,01.63 lacs from private properties, an amount of Rs. 8.86 lacs was involved in suits filed or being filed, Rs. 6.34 lacs were payable by the Court Receiver and Official Assignee, about Rs. 9 lacs were involved in appeals against rateable values and about Rs. 4.77 lacs were involved in disputes regarding Water-tax. The amount was also inclusive of a sum of about Rs. 12.40 lacs in respect of properties occupied on flat-ownership basis. The average of recovery to the total demand during the year under report was 77.92, the percentage for outstandings being 22.08 as against 23.13 and 18.07 in the previous two years. The Standing Committee views with concern that there is no perceptible decrease in the percentage of outstandings and hopes that strenuous efforts will be made to reduce the outstandings to the barest minimum.

The total amount of exemption from General Tax allowed in respect of different properties during the year was Rs. 31.51 lacs as against Rs. 30.49 lacs and Rs. 29.09 lacs in the previous two years.

▼

The number of claims received for drawback and refund was 66 and 3,067, respectively, against 59 and 4,114 and 56 and 3,064 in the previous two years. Of these only 3 and 2,279, refund claims were admitted involving an amount of about Rs. 397 and Rs. 5.70 lacs, respectively.

During the year 6,198 complaints were received against revision of assessment amounting to Rs. 4,63.20 lacs against 5,355 complaints involving an assessment amounting to Rs. 6,99.28 lacs in the previous year. 71 appeals for rateable values were received in the year. Of these 25 were settled out of Court, 5 were withdrawn and 41 were pending.

No fresh suits for recovery of taxes were filed in the year under report. As per the amended provisions of Section 203 of the Bombay Municipal Corporation Act, action to attach the immoveable property of a defaulter is being resorted to with a view to effecting early recovery of the bills. In one case, a property was attached and the arrears amounting to Rs. 23,973-12-0 were recovered. In several other cases, this action is in progress.

An amount of Rs. 25,932-1-0 was collected as Riot Tax in the year under report.

During the year under report, the question relating to the payment of General Tax at a rate higher than the rate prevailing immediately before 1st April 1937 by the Central Government was referred to the Municipal Solicitors requesting them to take steps to state a case for the High Court's decision, and in the meanwhile the Central Government agreed to pay the tax at the enhanced rate for the period prior to 1st April 1948. This would result in payments being received from the Central Government so long withheld and the question of stating a case for the High Court's decision will be dropped. As regards the properties which came into existence on or before the 1st April 1937, the Central Government have now agreed to pay from 1st April 1954, the charges for the specific services rendered by the local authorities and have directed the State Government to fix a percentage of such charges. The matter is now under correspondence with the State Government.

Tax amounting to Rs. 8,470-14-0 on 445 race horses for the period from November 1955 to March 1956 was recovered from the Royal Western India Turf Club, Ltd., as against Rs. 6,369-4-0 for the preceding year. The tax collected on hand-carts and bullock-carts during the year amounted to Rs. 96,839-6-0 as against Rs. 86,203-5-0 for the preceding year.

The gross savings effected upto 31st March 1956 on account of the implementation of the recommendations of Messrs. Ibcn Ltd., by the Standards Officers work out to Rs. 5,24,234-0-0 as against Rs. 3,97,004-0-0 for the previous year.

A retired officer of the Department, who was appointed to scrutinise the accounts of the Central and Western Railways properties to determine their assessment, for the quinquennium 1949-54, submitted his report and the matter is under correspondence with the Railway authorities. The question of fixing the assessment for the quinquennium 1954-59 will be taken up when the assessment for the previous quinquennium is finalised. The assessment of the Bombay Port Trust properties for the quinquennium period 1944-49 according to Justice Lokur's Report, is still pending. A representation in this behalf was addressed to the Central Government impressing upon them the need of settlement of the assessment.

In the classification of properties according to user, it is found that out of 54,527 properties with an approximate rateable value of Rs. 25,20.61 lacs, 36,283 properties only are used for residential purposes with an approximate rateable value of Rs. 1,402.98 lacs.

From the classification of properties according to rateable values, it is found that as many as 46,813 properties come within the rateable value of Rs. 20,000, leaving only 1,946 properties having rateable value between Rs. 20,001 and Rs. 3,50,000 and above. These figures do not, however, include properties belonging to the Bombay Port Trust and the Railways, which are assessed in lump.

11. The rates of taxation continued to be the same as in the preceding year, *i.e.*, 5 per cent. in the case of buildings and lands, the rateable values of which were above Rs. 2,000 in each case, and 2½ per cent. in the case of buildings and lands the rateable values of which were Rs. 2,000 and below in each case but not less than Rs. 500. Properties having value of less than Rs. 500 per annum each continued to be exempted. The arrears of the tax as on the 1st April 1955 were Rs. 35.80 lacs, which increased to Rs. 48.64 lacs, on account of amendments and issue of 1.02 lacs, supplementary bills for four years 1948-49 to 1951-52 amounting to Rs. 13.23 lacs. Out of this amount, a sum of Rs. 25.80 lacs was collected, leaving a balance of Rs. 22.84 lacs at the close of the year. The demand in respect of the tax for the year 1955-56 was Rs. 1,05.53 lacs. collection at Rs. 83.56 lacs, drawback allowed Rs. 112-1-0, while Rs. 21.98 lacs remained outstanding at the close of the year. The total collection of Urban Immoveable Property Tax thus amounted to Rs. 1,09.36 lacs during the year under report.

12. During the year, the rates of Town Duties continued to be the same as prevailing in the previous year. The gross collections from Town Duties amounted to Rs. 1,14.46 lacs as against Rs. 93.49 lacs, Rs. 93.86 lacs. and Rs. 92.95 lacs in the preceding three years. There was a substantial increase in the net receipts from grain, sugar, iron and steel. Street supervision over the staff and the fluctuation in the prices of timber and edibles was in part responsible for the increase in revenue. The amount refunded during the year under review was Rs. 22.96 lacs as against Rs. 15.73 lacs, Rs. 19.67 lacs and Rs. 20.19 lacs in the previous three years. Town duties gave a net revenue of about Rs. 91.51 lacs as against Rs. 77.75 lacs, Rs. 74.19 lacs and Rs. 72.76 lacs in the previous three years. The total number of claims for refunds was 35,173 as against 29,123, 36,608 and 34,564 in the preceding three years. The number of claims for refund during the year was more by 6,050 than in the previous year and the amount of refund was more by about Rs. 7.23 lacs.

Fees for stamping sugar bags, tea-cases, etc., amounted to Rs. 0.90 lac as against Rs. 0.64 lac, Rs. 0.84 lac and Rs. 1.01 lacs in the preceding three years.

Town Duties collected at Bhandup, Jogeshwari, etc., in respect of the articles coming by roads amounted to Rs. 11.19 lacs as against Rs. 7.85 lacs, and Rs. 6.03 lacs in the preceding two years.

13. The Municipal Election Roll for the General Elections, 1956, containing 14,10,104 names of voters, came into operation from 20th December 1955. This time the mode of entering the names alphabetically streetwise was changed to building-wise in every street.

124 Elective seats on the Corporation were re-allocated amongst 41 Electoral Wards on the basis of population figures of 1951 Census and some villages of Kurla Ward were transferred to Andheri-Vile Parle Ward. Again, these 41 Electoral Wards were divided into 192 smaller divisions with a view to shortening the distance a voter has to travel to reach the Polling Station.

As the General Elections to be held in 1956 were postponed the preliminaries relating to the Poll were not undertaken during the year.

During the year under report, 42 casual vacancies of Councillors occurred, one vacancy on account of the death of Shri P. V. Mehta, a Councillor from Ward No. 21, and 41 vacancies on account of resignations of Councillors during the months of January and February 1956. However, no bye-election was held during the year under report. The work of preparing the new Roll for the General Elections to be held in 1957 was also undertaken from March 1956 in view of the postponement of the General Elections to be held in 1956.

14. The Planning Section of the Engineering Department prepared plans and estimates for six new school buildings. Similarly, plans and estimates for additional floors for four existing schools were completed.

This branch also prepared plans and estimates for numerous other works as detailed in the report.

Plans and estimates for certain roads and for Transit Camps, Dormitories and Housing Schemes were also prepared by this branch. Detailed investigations in connection with the flooding of lowlying areas in the City were carried out during the year and the cost of installation of battery-pumps to pump out storm water at Love Grove as a radical cure was under investigation at the close of the year and other incidental works were carried out. Quotations for the pumps were also invited. It is likely that the cost of such pumps would be prohibitive and will not be commensurate with the benefits that the City will derive. One of the alternative solutions would be to provide relief storm water drains wherever the existing ones are inadequate.

A comprehensive programme for the Second Five Year Plan was drawn up during the year under report. It envisages a total expenditure of Rs. 3,929.43 lacs for the City and Rs. 619 lacs for the Suburbs. In this programme emphasis has been laid on slum clearance, housing for low-income groups and Municipal employees, water supply, hospitals, roads, drainage and school buildings. During the year under report, the work of clearance of Slums at Palton Road and Haines Road was taken in hand. A tentative agreement was reached between the Union and the State Governments and the Municipal Commissioners of Bombay, Poona and Ahmedabad to the effect that the Union Government should advance loans upto 50 per cent. and a subsidy upto 25 per cent. and that the State Government should subsidize the Slum Clearance programme by a further subsidy of 25 per cent.

During the year under report, removal of the tin shed slums at Palton Road was completed and the construction of a four-storeyed building on the site so released was in progress.

Plans and estimates for housing the 385 displaced families from the slums at Haines Road was completed and the work of clearance is proposed to be carried out in stages.

Survey of the Kamathipura Slum area was completed during the year and a layout plan indicating the future development of the area was prepared and submitted to the Corporation. The main features of the layout comprise widening of roads, cancelling some of the existing roads so as to make available large and contiguous areas for better development, provision of recreational parks, segregation of shopping centres from residential areas, and provision of amenities like clinics, maternity homes, libraries, etc. The implementation of the plan is estimated to cost over Rs. 7 crores. During the year, a scheme for reclaiming low-lying swampy lands admeasuring 5,670 acres of land at an estimated cost of Rs. 303.95 lacs was prepared for overcoming shortage of buildings in the City. The method for reclaiming the low-lying lands by putting dykes across the Mahim Creek and draining away the water, collected in the swampy land into specially created large reservoirs to be finally pumped into the sea was proposed to be tried at Dharavi. By adopting this method, the cost for reclaiming the low-lying lands in the City was expected to be lower than by filling them with earth. To start with a Pilot Scheme was proposed to be taken in hand at the Mahim Creek for an area admeasuring about 385 acres for which plans and estimates were under preparation.

Final plans for the extension of the Municipal Head Office Building in Gothic style were completed but the work had to be slowed down for sometime due to the shortage of cement.

15. The total number of properties both Municipal and *ex-Trust* maintained by the Maintenance Branch during the year was 3,196 which was less by 17 and more by 20 and 57 than the number of properties, *viz.*, 3,213, 3,193 and 3,156, respectively, in the previous three years. 33 properties were added during the year under report while 50 properties were demolished. The work of up-keep and maintenance of buildings was carried out partly by contract and partly by departmental agency. The Budget provision for the said purpose was Rs. 12.00 lacs against which the expenditure incurred amounted to Rs. 10.62 lacs. Corresponding figures of the Budget grants and expenditure for the last three years were Rs. 27.56 lacs and Rs. 19.28 lacs, Rs. 23.53 lacs and Rs. 15.43 lacs and Rs. 24.56 lacs and Rs. 22.64 lacs, respectively. Out of the total expenditure, works to the extent of Rs. 4.33 lacs were carried out departmentally and to the extent of Rs. 3.83 lacs through the Petty Works Contractors as against Rs. 7.35 lacs and Rs. 1.68 lacs, respectively, in the previous year. In addition, repairs to school buildings under Budget 'E' were also carried out at a total expenditure of Rs. 0.23 lac in the year under report. In addition oil-painting and white-washing to the Municipal properties were carried out at a cost of Rs. 0.75 lac.

Works under the Five Year Programme which included heavy repairs and improvement of water supply to the *ex-Trust* Chawls, special repairs by gunnite treatment and provision of separate electric meters and electrification at the *ex-Improvement Trust* Buildings, were continued and in several cases completed.

New Works and Special Repairs Works estimated to cost Rs. 12 lacs were taken in hand and the expenditure against them during the year amounted to Rs. 10.62 lacs.

The actual cost of the Aerial Survey in connection with the Master Plan and its implementation amounted to Rs. 1.21 lacs.

During the year under report, tenders were invited in connection with the following important constructional works :—

(i) Extension of the school building at Laxminarayan Lane, Matunga, (ii) construction of two new school buildings at Victoria Bunder Road, Colaba, (iii) Open Air Theatre in the Victoria Gardens and (iv) Additional floors over Nurses' Quarters at the R. P. T. B. Hospital.

The following major works were completed during the year :—

(i) 420 tenements at Mahalaxmi, (ii) Dormitory at Palton Road, (iii) two additional floors over R. P. T. B. Hospital, (iv) two additional floors over the Bai Yamunabai L. Nair Chairtable Hospital, (v) Dongri Market, (vi) Sion School Building and (vii) Building for Municipal General Hospital, Sion.

During the year under report, the following works of construction of tenements for housing the Conservancy Staff of the Public Health Department were completed :—

Tenements at (i) Rajawadkar Street, Colaba, (ii) Bapty Road and (iii) at Tardeo.

During the year, 40 per cent. of the Civil Engineering works of the proposed Love Grove Purification Works (1st stage) was completed. Construction of 33" Sewers and laying storm water drains, covering of channels, etc., works were also in progress during the year.

Works for the permanent construction of a portion of DeLisle Road and Tulsi Pipe Road and 18 by-lanes and provision of footpaths along certain roads in the City, etc., were also in progress during the year.

During the year the working of the Mahatma Gandhi Memorial Olympic Swimming Pool at Shivaji Park was satisfactory. The estimate amounting to Rs. 1.37 lacs for providing Venetian Mosaic glass tiles to the walls and floors of the pool was approved by the Corporation. However, the work was deferred to the next year. The management of the Pool which had been entrusted by contract to Shri P. P. Golwala since the pool was thrown open to the public was taken over by the Corporation from 1st May 1955.

The works of air-conditioning the Mayor's Room and the Corporation Hall were carried out during the year. The programme of electrification of the Municipal tenements on the basis of independent meter per tenement was pursued further during the year also.

16. During the year, 3,428 applications against 4,600, 5,052 and 5,437 in the previous 3 years were received for the construction of new buildings or additions and alterations to the existing ones. The number of buildings covered by these applications was 2,070 against 2,051 and 1,689 in the previous three years. It is significant to note that there was considerable fall in the number of new tenements constructed during the year which was 1,561 against 1,696, 1,996 and 2,568 in the preceding three years. Out of 1,561 tenements, 296 were one-room tenements, 454 were two-room tenements and 811 larger tenements (blocks). The corresponding figures for the previous three years were 155, 360 and 1,181, 291, 662 and 1,043 and 303, 597 and 1,665, respectively. Of the newly constructed tenements, the highest number was 554 in F Ward consisting of 37 one-room, 132 two-room and 385 larger tenements. The total number of buildings constructed by private enterprise during the year was 284 of which 96 were residential and 188 non-residential. 1 building was constructed by a Co-operative Society and 5, by employers for their employees. According to the above statistics, the new building activity did not even touch the fringe of the problem looming large since a long time. A fillip to this industry is very essential, if adequate housing accommodation is to be provided to the citizens within some reasonable range of time.

The number of tenements demolished during the year was 1,143 against 540 in the previous year. Of these, 948 were one-room tenements, 65 two-room tenements and 130 larger tenements. Of the demolished buildings, the highest number was 320 in C Ward and consisted of 266 one-room tenements, 31 two-room tenements and 23 larger tenements. Such demolitions though inevitable in the interest of the occupants of the premises, tend to aggravate the existing acute housing shortage. It is, therefore, necessary that the Executive should, before pulling down any building, satisfy themselves that the building is definitely in a ruinous condition and beyond repairs.

During the year, action for removal of unauthorized works was pursued vigorously to check the growing tendency on the part of law breakers to put up such structures without proper permission and in contravention of the provisions of the Municipal Corporation Act and the Building Bye-laws. Most of such structures were inadequately lighted or ill ventilated or were deficient in open spaces required under the Building Bye-laws. Sanction of the Standing Committee was obtained in 717 cases for the removal of unauthorized works. In addition, there were 245 cases pending at the close of the last year giving a total of 962 unauthorized structures. Of these, 277 works were removed by the parties while 144 cases were removed departmentally. Out of the remaining 541 cases, in 37 cases the works were regularised and 504 cases were pending at the close of the year.

Action for the removal of stall board projections and show cases on public streets was continued through the Stall-board Removal Satff. In all 113 notices were issued against 943 and 2,142 in the previous two years. All these notices were complied with as also 148 notices pending at the close of previous year. Some explanation appears necessary for this heavy drop in the number of notices issued. During the year 449 projections were removed by the parties of their own accord and 1,064 were removed departmentally.

532 stall-board projections, 606 framed projections and 28 rolling shutters were allowed to be retained on payment of fees against 1,184, 993 and 82, respectively, in the preceding year. The net income derived from temporary projections, such as stall-boards, etc., amounted to 5.72 lacs against Rs. 4.12 lacs, Rs. 3.48 lacs and Rs. 2.32 lacs in the preceding three years, while the expenditure incurred on the establishment, etc., charges for the control of such projections was Rs. 0.87 lac as against Rs. 0.99 lac, Rs. 0.97 lac and Rs. 0.90 lac in the preceding three years.

In the case of dilapidated houses, the issue of notices and launching of prosecutions continued as before. In all 6,497 notices were issued during the year for removal of unsafe buildings against 7,265 in the previous year. Out of these 5,210 were complied with and 1,287 were pending at the end of the year. Out of 1,879 notices pending at the end of the last year, 1,429 were complied with and 450 notices still remained pending at the close of the year. In some cases where the owners failed to comply with the requisitions in spite of convictions and where the tenants approached the authorities to force the landlords to carry out the repairs, authorizations under Section 499 of the Act, were given to them to carry out repairs works and to recover the reasonable expenses incurred by them from the rents. Such cases were, however, very few.

In some cases departmental action had to be taken to pull down unsafe portions of buildings in the interest of public safety, as the owners failed to carry out the Municipal requisitions. In some cases, the owners deposited the amount towards the expenses of such demolitions. The amendment to the Bombay Rent Control Act, permitting the landlords an increase over standard rents upto 10 per cent. of actual cost of repairs did not seem to have the desired effect.

The enormous cost involved in the acquisition of set-backs hampered the improvement and widening of narrow streets in congested localities and in several cases minor works were withheld. Regular lines were permitted perforce on payment of indemnity money. The area of the setbacks added to the road was 3,551.17 square yards. Lands coming within the set-back lines prescribed on a majority of such streets could not be demanded for want of alternative accommodation for persons likely to be dishoused. The question of providing Transit Camps for tenants affected by set-back proposals and also for families dishoused by house collapses was under consideration of the authorities.

During the year 101 buildings or portions thereof collapsed as against 118 in the previous year. Out of these in 85 cases there were no casualties and in the remaining 16 cases 34 persons were injured but none was killed.

17. Dadar Purification Works.—The Sewage Purification Works at Dadar functioned satisfactorily throughout the year under report. The total quantity of sewage received at the Plant during the year was 5,307.46 million gallons, *i.e.*, an average of 14.5 million gallons per day against the total quantity of 4,162.98, 3,746.43 and 4,073.54 million gallons received at the Works in the previous 3 years giving daily averages of 10.26 and 11.16 million gallons, respectively. The total quantity of sludge gas generated during the year was 4,27,59,960 cubic feet almost 1.36 million cubic feet less than the last year *viz.*, 44.12 million cubic feet while the daily production was 1,16,830 cubic feet as against 1,20,871 cubic feet per day last year. The total revenue realised during the year by sale of gas amounted to Rs. 1.35 lacs as against Rs. 1.23 lacs, Rs. 1.11 lacs and Rs. 0.78 lac in the previous three year. The total expenditure on power, stores, laboratory, establishment, etc., charges for the Purification Plant, Digestion Tank, Sewerage Pumping Station, etc., amounted to Rs. 1.93 lacs as against Rs. 2.06 lacs in the previous year.

Sewage installation at Love Grove worked satisfactorily throughout the year. The average sewage level during the year was about 72.0 T.H.D. against 71.08 T.H.D. in the previous year. The new Detritus Tanks forming part of the works under the first stage of the proposed Love Grove Purification Works put into commission during the last year had stopped working due to breakdown of the springs of clearance rake from 16th June 1955 to 21st March 1956.

The Sewage Purification Works at Dharavi worked satisfactorily during the year under report. The total volume of sewage received at the plant during the year was 1,288.8 millions gallons, *i.e.*, an average of 3.6 million gallons per day as against 1,39.81 million gallons and 3.13 million gallons during the previous year. The total quantity of sludge gas generated during the year was 39.87 lacs cubic feet. The total revenue realized during the year by sale of gas amounted to Rs. 16,260-13-0 and by sale of sludge manure amounted to Rs. 1,578-8-0.

The sewerage system of the City depends upon the satisfactory working of Pumping and Compressor Stations. Sewage from the sewerage system of the City was pumped through 13 pumping stations.

18. During the year under report, the administrative control of the Suruban Transport Office was taken over by the Transport Superintendent from the Deputy Executive Health Officer. During the year, 461 motor vehicles with 1 Bulldozer were in commission against 457, 448 and 454 in the previous three years. During the year, 9 new vehicles were purchased.

The execution of the scheme for constructing a Central Garage near Worli for housing all vehicles at a central place sanctioned by the Corporation in 1949 and further deferred due to financial stringency have been modified and necessary plans and estimates for an independent transport workshop at Worli are being prepared.

During the year under report, the work of conversion of all Layland Moving floor lorries into tipping lorries was completed and all the lorries were put into operation. Similarly, work of converting 75 moto-carts into trailers was taken up departmentally and 21 moto-carts have been converted into trailers during the year.

In order to augment the fleet, tenders were invited for the purchase of 12 low-loaders, 15 pick-ups and 90 trailers. Orders for purchase of trailers were already placed with the firm. The Committee note with regret that during disturbances in January, one Studebaker was burnt while damage was caused to a large number of scammell trailers.

19. The total mileage of roads in the City limits at the end of the year was 2,74,226 miles against 2,74,056 ; 2,73,606 and 2,80,891 miles in the preceding three years. The cost of adding to roads the set-back lands acquired in the different parts of the City amounted to Rs. 51,356-11-0. The total area thus added to the road during the year was 3,557.17 square yards.

Repairs and Maintenance of Roads and Footpaths.

During the year, about 10,974 square yards of area of road surfaces were renewed with 3" sheet asphalt at a total cost of Rs. 6.50 lacs. The work of maintenance of roads and footpaths was generally satisfactory throughout the year. A total area of 2.78 lacs square yards of the different types of the road surfaces was improved during the year. The work of asphaltting footpaths was continued during the year and footpaths of 39 roads converging an area of 62,383 square yards were asphalted at a cost of Rs. 2.47 lacs.

Traffic Islands were provided at important inter-sections and the total number of such islands at the close of the year was 108. Out of this 4 Traffic Islands were provided during the year under report.

The work of construction of a Pedestrian Sub-way across Queens' Road near Church-gate Railway Station was taken up in hand before the close of the previous year. The work was completed during the year at a cost of Rs. 2,48,541, and the Sub-way was thrown open to the public. The State Government agreed to pay one-third of the cost of the Sub-way and also promised similar financial assistance in case of future Sub-ways. The Standing Committee are pleased to record their appreciation of the helpful attitude of the Government.

During the year a sum of Rs. 0.88 lac was realised on road opening fees, ground rents or fees for temporary occupation of roads and foot-paths.

Total number of street lamps in the City at the end of the year was 12,325 as against 12,164, 11,885 and 11,638 in the previous three years. An expenditure of Rs. 19.94 lacs was incurred for lighting and maintenance of street lamps. An additional expenditure of Rs. 1.68 lacs was incurred on erection of new lamps, maintenance, miscellaneous works, etc.

Since the year 1954-55, 'All in Hire Scheme' for mercury vapour and fluorescent electric lamps has been introduced, under which all such lamps already installed and to be installed will be owned by the B. E. S. & T. Undertaking, the Capital expenditure in respect of these lamps being borne by the Undertaking and the maintenance cost for the lamps being paid by the Corporation to them. The statue of the late Lokmanya Tilak was provided with flood lights last year. During the year under report the statues of Sir Pherozshah Mehta and of Shri Vithalbai Patel were provided with flood lights.

20. As in the past, the major portion of the refuse was as usual transported to Deonar in railway wagons ; the work of unloading continued to be in charge of Messrs. Anderson Dawn & Co. The remaining refuse was dumped into low-lying lands in the City, viz., Hornby Vellard, Haines Road Cemetery, near Love Grove Pumping Station, Sion-Kurla Creek, and Dharavi which sites were required to be filled in.

Removal of Town Refuse.

The arrangement of running two refuse trains per day instead of three introduced from 15th July 1954 was continued during the year consisting of an average of 32 wagons each.

The total number of wagons sent to Deonar during the year under report was 23,007 as against 21,511, 23,465 and 25,421 during the previous three years. The increase is mainly due to the increase in rolling stock. The total quantity of refuse removed to Deonar was about 3.91 lac tons as against 3.66 lac, 3.99 lac, and 4.97 lac tons during the previous three years.

The total expenditure on account of the removal and disposal of refuse amounted to Rs. 7.46 lacs, as against Rs. 7.18 lacs, Rs. 7.82 lacs and Rs. 8.87 lacs in the preceding three years. The total cost of unloading refuse wagons amounted to Rs. 3.56 against Rs. 3.34 lacs, Rs. 3.64 and Rs. 3.98 lacs in the previous three years. The work of unloading refuse wagons was carried out wholly by contract. The increase in expenditure was due to the increase in the number of wagons received and unloaded at Deonar. The cost of haulage and unloading per ton amounted to Rs. 1-14-6 approximately as against Rs. 1-15-5, Rs. 1-15-5 and Rs. 2-7-10 per ton in the previous three years.

The position of the rolling stock required for work was far from satisfactory. The Rolling stock including 43 wagons lying 'sick' in the Railway Workshop at Mahalaxmi siding and at Deonar at the end of the year was 91 as against 90 in the previous year. With a view to eliminating shortage of wagons, 45 wagons were taken on hire from the Western Railway during the year under report at the rate of Rs. 4-8-0 per day per wagon.

21. The Master Plan for the Greater Bombay region was approved by the Corporation in 1948. In regard to control of the user of land, provision of amended **Master Plan for Greater Bombay Region.** Bye-laws being inadequate, etc., a Draft Zoning Legislation was prepared and forwarded to the Government who have, however, replied that as the recent amendment to the Town Planning Act embodied therein the Zoning Districts contemplated by the Corporation, need for a separate legislation did not exist.

Conferences were held during the year with the representatives of Bombay Industries Association in connection with the issue of permits to Factories and suitable arrangements were evolved for satisfactory working by creating a new Branch called 'Factory Permits Branch'. The Section prepared 703 new permissions and renewed 182 old permissions. The matter relating to the enactment of Zoning Legislation was pursued with Government and monthly meetings of the Zoning Committee consisting of heads of different departments for co-operation of the work of all departments continued to be held during the year under report.

The total expenditure booked in connection with the preparation of the Master Plan from the commencement, viz., 1st January 1947 to 31st March 1955, amounted to Rs. 2.61 lacs. The amount booked for preparing the Master Plan since its commencement amounted to Rs. 2.6 lacs.

Development of Trombay Island.—The work for the Eastern Express Highway with the overbridge on the Harbour Branch line of the Central Railway was completed during the year under report. The work of widening old roads and constructing new ones in the area started in the previous year was completed. Tentative layouts for utilising Mogra area for industrial purposes were prepared. The work of relocation of Anik village at two sites, one near Shiva Temple and the other at Ghatla at Borla was completed. The work of reconditioning the Corridor Road was completed and quotations for reconditioning the Diversion Road to Mahul were invited.

Town Planning Schemes.—In all, four Town Planning Schemes for Bombay City were approved by the Corporation and the State Government upto 31st March 1956. The areas under all the four Town Planning Schemes were kept under vigilant control with a view to preventing constructions in contravention of the provisions of the Town Planning Act.

The Mandvi and Elphinstone areas, which were devastated by dock explosions and subsequent fires in April 1944, comprised of Town Planning Schemes Bombay City No. I.

The Mahim area covered by the provisions of the Bombay Town Planning Act, 1915, was divided into three Schemes, viz., Schemes Nos. II, III and IV.

The final scheme in respect of Town Planning Scheme No. I as drawn up by the arbitrator and approved by the Corporation was forwarded to the Government for their sanction, which is awaited.

As regards Scheme No. II, the Arbitrator submitted his Award to the Tribunal of Arbitrators. The Tribunal gave their decision on 28th September 1955. The final Scheme is being drawn up by the Arbitrator. Arbitration proceedings in respect of Scheme No. III were completed by the Arbitrator during the year under report and his award was awaited. Arbitration Proceedings in respect of Scheme No. IV commenced and were in progress.

The total expenditure incurred in connection with the preliminary works of the proposed Town Planning Schemes for the areas from the commencement upto the end of the year under report was Rs. 12.22 lacs and the expenditure during the year amounted to Rs. 2.18 lacs.

Roads, footpaths and house gullies were swept daily as a normal routine. Some of the main roads were attended to with increasing frequency as and when found necessary. House gullies were flushed and main Roads were washed periodically. Daily average in square miles of roads, footpaths and House Gullies cleaned regularly throughout the day was 270.7, 280.4 and 104.0, respectively. Total refuse collected through Municipal Agency was 8.07 lacs tons as against 7.98 lacs tons in the previous year.

Refuse gathered by sweeping the roads, footpaths and house gullies was collected and either carried to the nearest dust bin sheds or removed in travelling carts or lorries to the place of disposal, at least twice daily. Refuse taken to the Mahalaxmi Refuse Siding was transported to Deonar daily in a special refuse train. Dry refuse was sent for filling in low-lying lands at Hornby Vellard, Haines Road, Matunga Railway Lines and Dharavi. Domestic refuse was collected in galvanised sanitary bins with proper covers provided by the owners and was deposited in Municipal travelling carts and lorries or to the nearest dust bin sheds. The system of house to house collection of refuse was continued in A, D, F and G Wards.

Control of rats pest.—The total number of rats caught and destroyed during the year was 9.97 lacs as against 9.52 lacs in the previous year and rats examined were 475 as against 461 in the previous year. No rat was found infected with Plague.

Control of stray Dogs.—The work of destroying stray dogs and of licencing dogs was carried out as in the previous years. 11,939 stray dogs were caught as against 11,771, 12,727 and 11,114 in the previous three years. Out of the above stray and ownerless dogs caught, 10,261 were destroyed, 1,057 were returned to the owners, 122 sent to hospitals for experimental purposes, 13 escaped and 146 were detained at the Kennels at the Mahalaxmi Refuse Siding. 14,038 dog bite cases were reported during the year as against 13,262, 12,338 and 10,380 in the preceding three years. 8,130 dogs were licensed under the Dog Licensing Act, as against 7,981, 8,065 and 7,893 in the preceding three years. The total income by way of dog licensing fees, etc., was Rs. 41,865-4-0 as against Rs. 41,012-4-0 in the previous year.

The work of immunizing the Milch Cattle against Rinderpest was continued and 22,978 milch cattle were inoculated as against 24,379 in the previous year.

In addition to the above, the Conservancy Branch also rendered special conservancy and halakhore services to various circuses, exhibitions, etc., realising thereby Rs. 0.51 lac.

22. The Department continued to look after the work of acquisition of lands and preparation of layouts, etc., as before. The Special Land Acquisition Officer declared his Award in respect of the temple property in Case No. 374, Scheme 5. The reconstituted plot will be leased to former owner of the temple with certain restrictions to ensure orderly development. As regards the area of land along the foreshore of the Worli Village in Scheme 52, an amount of Rs. 88,579 was paid to the Special Land Acquisition Officer, towards the balance of compensation payable to the villagers. In pursuance of the old agreement, the rights of the villagers who returned the *waras* land compensation to the Municipality are to be restored their Fazandari Holdings on payment of Fazandari Rent of 1/2 Anna per sq. yd. 40 out of 275 villagers returned their compensation. The work of filling in the Government land in Scheme 77, 'Housing for fishermen of Mahim Foreshore', acquired for providing a recreation ground as well as for housing fishermen last year, was in progress.

Negotiations for taking over Government land in Scheme 6, Sion-Matunga Estate C. S. No. 38, for the purpose of Municipal housing were opened and were in progress during the year. Awards in respect of 7 more cases of the acquisition of Milch Cattle Stables were declared during the year under report. Similarly, vacant possession of property for the extension of Nair Hospital was obtained during the year. Acquisition of several other sites were under negotiations both in the City and Suburbs during the year under report.

Out of the total area of 139.36 lacs square yards (about 2,879 acres) vested in or acquired by the *ex-Trust*, about 37.3 per cent. remained to be developed and out of the developed area, 3.5 per cent. remained to be leased, including an area of 1,64,680 square yards reserved for Municipal purposes, such as, schools, markets, etc. At the end of the year, the area of undeveloped land was the same as in the previous year, *viz.*, 51.97 lac square yards, the cost of acquisition of which was Rs. 1,87.09 lacs, as reported in the previous year.

During the year under report only one Municipal plot admeasuring 2,696 square yards at Shivaji Park Scheme, Mahim, was disposed of, while the number of plots disposed of in the previous three years were 1, 1 and 3, respectively.

The area of the Trust land disposed of on permanent basis during the year showed a decrease over that for the last year but the value realised thereon was comparatively more, viz., 554 square yards, and Rs. 4.00 lacs, as against 4,288 square yards and Rs. 3.50 lacs, respectively, in the preceding year.

During the year, in all 3 plots covering a total area of 554 square yards and valued at Rs.4.00 lacs were leased. The corresponding figures for the last three years were 10 plots, 8,879 square yards, and Rs. 4.51 lakhs; 21 plots, 16,371 square yards and Rs. 7.82 lacs and 11 plots, 14,923 square yards, and Rs. 5.86 lacs, respectively. The total number of plots disposed of upto the end of the year of report was 4,236 with an area of 59,68,453 square yards valued at Rs. 12,37.05 lacs as against 4,233 plots with an area of 59,67,899 square yards, valued at Rs. 12,33.05 lacs, respectively, in the previous year. Commutation of ground rent in respect of plots leased on long term basis is being discouraged as the same is not considered advantageous to the Corporation.

Of the 3 plots leased during the year, 1 was leased on rental basis and 2 on premium basis, as against 10 plots during the preceding year out of which 9 plots were leased on rental basis and 1 on premium basis. The total annual rental to be derived from 1 plot was estimated at Rs. 5,952 as against for 9 plots estimated at Rs. 17,769 in the preceding year. All the plots leased during the year were from the Sydenham Road Estate.

During the year under review an amount of Rs. 9.10 lacs was received by way of commutation of ground rent, premium, etc., as against Rs. 14.29 lacs, Rs. 12.86 lacs and Rs. 9.68 lacs in the preceding three years.

At the commencement of the year, the Department had in its charge 568 acquired or surrendered buildings against 568 in the preceding year. These contained 5,064 tenements. At the end of the year there were 566 buildings with 5,095 tenements, the difference being due to demolition of 3 structures and acquisition of 1 structure during the year. New residential accommodation comprising 431 tenements became available in the apartments constructed by lessees during the year.

The gross demand for 5,095 tenements in these buildings amounted to Rs. 8.70 lacs. Deducting therefrom losses on account of vacancies and concessional rents, the net demand for the year was Rs. 8.58 lacs. The net revenue collected amounted to Rs. 8.63 lacs which was 88.12 per cent of the total recoverable amount including arrears of Rs. 1.21 lacs for previous year.

To provide shelter to the City's pavement dwellers, a Dormitory with an accommodation of 351 bed spaces was constructed during the year under report. Besides this, construction of new tenements was in progress at Hay Stack Road, Palton Road, Agripada and Byculla during the year under report.

The monthly rent charged for one-room, two-room and three-room tenements in permanent *ex-Trust* Chawls ranged, respectively, from Rs. 4-15-0 to Rs. 10-13-0, from Rs. 18-8-0 to Rs. 25 and from Rs. 30-13-0 to Rs. 36-1-0 and Rs. 8 for larger rooms with partition, remained the same as in the previous year. 194 tenements at Sewri were charged rent at Rs. 25 per tenement per mensem. The gross demand for 10,570 tenements including shops, godowns, etc., was Rs. 11.93 lacs as against Rs. 11.30 lacs in the previous year. Deducting out-goings of Rs. 9.55 lacs, the net income was Rs. 2.38 lacs during the year under report. Deducting therefrom Rs. 9.43 lacs, as the Sinking Fund and interest charges on the Capital expenditure of Rs. 162.6 lacs incurred for these tenements at the rate of 4.65 per cent., the Corporation suffered a net loss of about Rs. 7.05 lacs on these tenements during the year under report.

The average population in the chawls during the year was 62,934 as against 62,042, 62,008 and 61,217 in the previous three years, while the corresponding figures for semi-permanent sheds including Labour Camp were 29,938, 29,900, 29,088 and 26,629, respectively. The death rate in the chawls during the year was 3.3 per 1,000 against 2.5, 3.6 and 4.5 in the preceding three years.

At the present rates of rents of Municipal tenements, huge losses are being incurred by the Corporation every year owing to an increase in the maintenance cost as a result of increase in salaries, repairs and sanitation services, over-crowding and sub-letting of the tenements putting heavy pressure on these services. To compensate that loss the Commissioner had placed before the Corporation a proposal for increase in rents of *ex-Trust* Chawls built prior to the last World War by 50 per cent in respect of residential rooms and 60 per cent. for shops and godowns and for the creation of an Amenity Fund and a Rent Equalisation Fund. The proposal has since been passed and it is hoped that the new measure will go considerably in reducing the present financial losses to the Corporation on the maintenance of *ex-Trust* properties.

The gross demand for 4,046 rooms in S. P. sheds and Labour Camps was Rs. 4.62 lacs. Deducting therefrom the losses due to vacancies and concession in rents, the net demand for the year was Rs. 4.57 lacs. The actual collections amounted to Rs. 4.74 lacs which was Rs. 88.03 per cent of the recoverable amount including arrears of Rs. 0.82 lacs for the previous years.

During the year under report, electric installations with separate meters in each tenement were provided at Mazagaon, Love Lane, Sydenham Road and Nagpada Chawls.

Besides this, the Department looked after 19 properties requisitioned for A. R. P. purposes consisting of 560 tenements and 660 tenements constructed for explosion victims at Arthur Road, Fergusson Road and Wadala Road.

With a view to relieving housing shortage in the City, the Corporation have permitted construction of an additional floor on buildings on plots in *ex-Trust* and Shivaji Park Estates. In accordance with this policy, additional floors on 96 buildings were sanctioned to be constructed during the year on payment of extra premium of Rs. 1.65 lacs and an extra ground rent of Rs. 3,521. Construction of 33 motor garages on the compulsory open spaces of plots in these Estates was also sanctioned during the year on payment of extra premium amounting to Rs. 0.37 lac and extra ground rent amounting to Rs. 947. During the year, in 207 cases encroachments on compulsory open spaces and change of user were detected and action to remedy the irregularities was taken.

With the object of maintaining sanitation, etc., in the Municipal chawls and buildings, enforcement of Bye-laws framed by the Corporation was continued along with the propaganda work and the supervision of the inspecting staff during the year, as a result of which fines amounting to over Rs. 400 were recovered. First Aid sets and sick-room requisites, such as, thermometers, hot water bottles, etc., were provided at 8 Chawl Centres, Matunga Labour Camp, Dharavi and Mankhurd Colony.

During the year 1,410 ejection suits were filed against the tenants for sub-letting rooms as also for recovery of arrears of rent, taxes, etc., as against 1,922, 1,516 and 1,300 in the previous three years. Two claim suits were filed during the year. An expenditure of Rs. 30,256-8-6 was incurred for filing these suits and a sum of Rs. 25,010-12-3 was recovered towards Court costs.

At the end of the year the number of unbuilt plots already in the possession of the lessees was 362 and the number of plots, of which possession was yet to be given to the lessees for want of proper access, temporary lettings, drainage arrangements, etc., was 438. The total annual ground rent of these was Rs. 9.47 lacs.

During the year under report, the Corporation revised Rules regarding grant of permission for monsoon shelters and also delegated their powers to condone minor breaches of Building Rules, for additional floors and monsoon shelters on municipal plots to the Improvements Committee.

Implementation of the recommendation of Messrs. Ibcn Ltd., continued during the year and the actual staff of the Department was reduced to 668 as against the standard staff of 563, giving an index of 84.0. The corresponding figures for the previous year were 705, 562 and 800.

23. The rainfall during the year was above normal. The Tansa and the Vaitarna Lakes, the principal sources of City's water supply, overflowed for a total period of seven weeks. The Tulsi Lake also overflowed for about five weeks. The Vehar Lake, however, did not overflow this year. The Vehar Lake has not overflowed during the years 1938 to 1954 inspite of the fact that water was transferred to the lake from the Tansa Lake and the fact that it also received the over-flow from the Tulsi Lake.

The average daily supply to the City during the year under report was about 1,39.77 million gallons as against 1,33.76 million gallons 1,20.41 million gallons and 1,19.31 million gallons in the previous three years. During the year, the quantity of water supplied to the City and the Suburbs was 51,157.50 million gallons as against 48,822.40 million gallons and 43,949.50 million gallons and 43,553.00 million gallons in the preceding three years. Out of the above quantity, supply to the Thana Municipality was 241.24 million gallons as against 140.85 million gallons in the previous year. Water supplied to bodies outside the limits of Greater Bombay was 385.03 million gallons as against 270.59 million gallons in the preceding year. Of the total supply, a quantity of 38,881.17 million gallons or 76.00 per cent. was for domestic purposes as against 34,364.60 million gallons or 70.20 per cent. in the previous year which registers a slight increase. The average daily supply (for all purposes) per head on the basis of the population of 28.42 lacs as per the Census Report of 1951 was 49.17 gallons, while that for domestic purposes only worked out to 37.38 gallons. Percentage of total supply for domestic and other purposes worked out at 76.00 and 24.00, respectively. The total quantity of water supplied by meter measurement for domestic purposes was 4,477.66 million

gallons and that for trade purposes was 8,527.79 million gallons of which 3,694.90 million gallons were consumed by mills, *i.e.*, 8.198 per cent., 598.83 million gallons were consumed by the Bombay Port Trust, *i.e.*, 1.329 per cent., 5,79.95 million gallons of water or 1.287 per cent. were wasted due to leaks and other losses through Municipal mains, etc.

There was no major burst during the year. There were 35 major leaks, 3,214 minor leaks on trunk mains and 335 leaks on the duct line and 158 leaks on syphon mains. All the leaks were promptly repaired.

Water from the three lakes was sterilized by chloramine treatment. Supply from the Tulsi Lake was sterilized after pre-treatment of potassium permanganate and filtration.

The total calls received from the Fire Brigade Department were 1,495 as against 1,081, 1,247 and 986, in the past three years. They were promptly attended to. The total quantity of water used on fires by the Fire Brigade was about 3 million gallons as against 2 million gallons in the previous year. In order to enable the staff to attend fires promptly, two fire vans were permanently maintained for 24 hours, one at the Babula Tank Office and another at 'F' Ward Office. Similarly, one such van was maintained at night only at 'G' Ward Office.

10 Gardens in the Outside City Division were maintained during the year. The number of visitors to the Tansa and the Vehar Lakes on Sundays and holidays was about 62,000 and 2,20,500, respectively, against 60,000 and 2,00,000, respectively, during the previous year. Additional amenities at the Vehar Lake in the shape of a children's park, house boat, giant's castle, etc., were fully utilized by the public.

The number of complaints about short supply, etc., was 13,375 during the year as against 13,629 in the previous year. 5,524 notices were issued on owners of houses for defects in water fittings on their premises, as against 5,265 notices in the past year.

The work of house to house inspection of leaky taps and fittings throughout the City continued during the year under report. Anti-waste campaign by exhibiting cinema slides and posters was also continued during the year. Out of the 2.82 lacs taps inspected, 39,737 taps were rewashered and 894 taps were renewed. The corresponding figures in the previous years were 3.15 lacs taps inspected, 49,313 rewashered and 1,093 taps renewed. The figures for the year under report show an alarming decrease. The Department has not given any explanation for it. The Standing Committee feel that this service which is so essential for preventing wastage of water, should receive proper attention of the Department.

9,934 meters of various sizes were maintained during the year as against 8,833 in the previous year. The revenue derived from the supply of water by meter measurement during the year amounted to Rs. 149.91 lacs as against Rs. 134.07 lacs during last year for the City only.

The total number of water connections in the City was 61,987 as against 60,761, 59,606 and 58,595 during the preceding three years. During the year 1,459 new connections were made. The figure for the previous year was 1,256.

During the year 1,225 cases were reported to the Standing Committee for severing water connections for non-payment of taxes, etc., as against 1,111 in the previous year. Of these, in 296 cases water connection was cut off but subsequently restored, in 110 cases it was cut off and in the remaining cases orders were not carried out as the consumers complied with Municipal requisitions.

The programme for making domestic water supply in areas where quantum of water was above average, was continued during the year and 646 new properties were metered as against 236 in the preceding year.

During the year 1,766 cases of compounded water charges for water used for construction purposes were filed with a revenue of Rs. 8.58 lacs as against 1,282 cases with a revenue of Rs. 6.03 lacs in the previous year.

The work of maintenance of gardens along the slopes of Gibbs and Ridge Roads (known as Hanging Gardens), Pherozeshah Mehta Gardens on the top of the Malabar Hill Reservoir, Joseph Baptista Garden on the top of the Bhandarwada Hill Reservoir, the Ladies and Children's Garden at Ridge Road and the Kamla Nehru Park was under the control of this Department. The work of providing electric lights at the Kamla Nehru Park was nearly completed during the year under report except for under-water floodlights in the fountain. The Park was kept open till 9 P.M. for the convenience of the public. The Gardens were lighted on Saturdays, Sundays and Public Holidays which was much appreciated by the public. To

afford further convenience to the visitors, the work of soil-cementing the path-ways at the Pherozshah Mehta Gardens was started during the year. The Corporation also approved of a proposal to construct sanitary blocks at the Gardens. This as also the work of the construction of one more Summer House at the Gardens to afford shelter to the ever growing number of visitors was under consideration. The cost of maintaining the Gardens during the year was Rs. 0.30 lac. Construction of the Powai Park at an estimated cost of Rs. 1,29,896 on a 43 acres picturesque country-side plot of land near the Powai Lake was in progress during the year. Another plot admeasuring 11 acres on the opposite side of the Hill was also proposed to be developed into a garden at a cost of Rs. 18,656.

Further length of 12 miles of 96" Vaitarna Main was brought into commission during the year under report making the total length so far brought into commission to 22 miles. The average quantity of water per day brought into City was 139.77 million gallons.

The work of laying two outlets from the Malabar Hill Reservoir to serve the Kalbadevi and the Fort areas was completed during the year. The Kalbadevi outlet was put into commission upto Dr. Viegas Street on 18th March 1954 while the Thakurdwar Road main was put into commission on 25th July 1955.

The Corporation had approved of an estimate of Rs. 70.00 lacs for the work of protection of steel mains by patch-plating and guniting them and 1,048 R.ft., of the 57" mains were patch-plated and gunited in the preceding year. Further length of 1,900 R.ft. was completed during the year under report. Similarly, works to the extent of Rs. 7.91 lacs were carried out to improve the condition of deficiency in water supply in 'G' Ward during the year.

Labour relations during the year were cordial. Demands made by the labourers were considered and disposed of by the Commissioner.

The Standards Branch continued to function for the department during the year under report.

429 running miles of water mains were maintained by the Department during the year under report. 51,671 works pertaining to repairs to communications, cleansing of chokes in consumers' pipes, and fittings, etc., were carried out at a cost of Rs. 1.00 lac as against 36,838 works at the same cost in the preceding year. Out of the 10,000 fire hydrants, 9,861 fire hydrants were repaired during the year by the special staff comprising one fitter and 3 labourers appointed for the purpose. The figure indicates to what extent the public has been misusing the hydrants.

The work of clearing the pipes and fittings beyond the stop-tap in the Dadar-Matunga district was sanctioned by the Corporation in view of the fact that Vehar water supplied to this area contains algae resulting in frequent chokes. The work was continued and 514 connections aggregating 1,65,688 R.ft. of consumers' pipes were cleaned at a cost of Rs. 8,700 during the year under report.

2,72,226 pipes and fittings were tested during the year. Of these 1,49,173 were for private parties, the revenue derived therefrom being Rs. 17,590.

Concession for use of inferior pipes given during the war time was withdrawn after due notification.

Drinking Fountains which were closed down on account of the fittings being stolen, were brought under use by replacing the fittings during the year under report. The Flora Fountain and the Wellington Fountain played regularly. The work of flood-lighting the former was completed during the year.

The total expenditure incurred on water works amounted to Rs. 185.09 lacs including Rs. 141.65 lacs for Sinking Fund charges, etc., for loans raised for water works. The total revenue derived was Rs. 225.71 lacs, the excess of income over expenditure thus being Rs. 40.62 lacs.

24. The scheme was sanctioned by the Corporation in 1948 to stabilise water supply to Tansa Lake, especially, in the years of scanty rainfall and creating an additional storage of useful water of about 38,500 million gallons. The main works in the Scheme consisted of the construction of a Dam across the Vaitarna River, driving of a Tunnel, joining Vaitarna Lake with Tansa and laying 126" dia. and 96" dia. pipelines from the Lake site to the City. The project was initially estimated to cost Rs. 16 crores. Out of this, the work of driving the tunnels was completed in July 1953 at a cost of Rs. 1.64 crores as against the estimated cost of Rs. 1.75 crores. The dam is a

Vaitarna-cum-Tansa
Scheme.

solid gravity cement concrete Dam 1,820 feet in length and 269 feet in height in the deepest portion. A Crest Spillway with eight gates-four float-operated and four electrically or manually operated has been located in the River portion to take care of a maximum discharge of 2,00,000 cusecs. A roadway 18 feet wide has been provided on the top of the Dam. The work of foundation of the Dam was started in May 1952 and the concreting of the Dam was completed in November 1955. The total quantity of concrete laid in the Dam came to about 20 million c. ft.

Out of eight gates at the Spillway, 3 were erected during the year under report. The crest of the Spillway is 511.00 T.H.D. ; the full supply level of the lake when all the gates are erected will be 535 T.H.D.

The total length of the 96" dia. Pipeline to be laid is 47½ miles, out of which a length of 33 miles has been completed. The Pipe laying work is being done in 3 stages ; first stage of 20 miles was completed in April 1955 and the second of 27½ miles will be completed in June 1957. The third stage consisting of laying 120" dia. pipeline between Vaitarna and Tansa will be taken up in hand after the completion of the Second Stage work in June 1957. The pipeline of 33 miles already completed, has increased the City's daily supply of water by about 20 million gallons. After the completion of the entire length of the pipeline, the City water supply will be more than doubled, *i.e.*, will be about 200 million gallons per day.

The work of providing a grout curtain at the upstream face of the Dam was continued by drilling 1½" diameter holes along the length of the Dam through the foundation gallery and grouting the same with cement at 150 lbs. per square inch. The total depth of such holes drilled and grouted during the year came to 5,000 R.ft. The work of preparing and depositing the cement concrete was completed during the year and the total quantity poured was about 199 lacs C.ft. The work of erecting the Main Gates, Emergency Gates and Tainter Gates was in progress. The lubricating oil filter worked for 1,784 hours and 7,252 gallons of lubricating oil were filtered and re-used during the year under report.

Tunnels between Vaitarna and Tansa with ancillary works, such as, construction of R.C.C. Intake Tower construction of Bifurcation Chamber, etc., were completed in all respects on 28th July 1953. No works relating to tunnels were carried out during the year under report. The tunnels were in use during the year and about 15,000 million gallons of water was transferred through them from the Vaitarna Lake to the Tansa Lake. The work of formation and laying pipe lines continued during the year under report and 20 miles of pipe line to be laid under the first stage, was completed at a cost of Rs. 1,22.44 lacs as against the contract amount of Rs. 1,25.67 lacs. Side by side, work under Second Stage was carried on and 14 miles of pipes were fabricated and about 13 miles laid in position. The cost of the Second Stage works completed upto the close of the financial year was Rs. 60.31 lacs.

The work of supply and erection of the Chlorination Plant at Powai for chlorinating the additional supply of water brought to the City from Vaitarna was in progress during the year.

The work of rock excavation for pedestals for 96" main between Powai and Mohili was started and the Contractor completed 72,900 c.ft. rock excavation. The work done upto the close of the year amounted to Rs. 29,808 as against the contract amount of Rs. 92,500.

The work of cement grouting under the 65' Thrust Block at South Kasheli Bridge was carried out at a cost of Rs. 8,995 during the year.

A number of works, such as, preparing trenches, providing anchor blocks, etc., were carried out departmentally and the total cost of such works completed during the year came to Rs. 4.11 lacs.

Land Acquisition.—Out of the total area of 3,995 acres involving 673 holdings of private, Inam and Government lands, awards of compensation amounting to about Rs. 7.22 lacs in respect of 501 holdings were declared by the close of the year.

The Inamdar of Tembha filed an appeal in the High Court of Bombay claiming Rs. 40,25,000 in addition to the compensation of Rs. 2,26,000 awarded to him by the Civil Court. Two other appeals filed in the High Court over the Awards of the District Court, Thana, were disposed of during the year and the Awards of the District Court were confirmed.

Out of an area of 2,051 acres of Reserved Forest lands proposed for acquisition, 203 acres have been deforested by the Forest Department. Out of the total area of 35 acres of private, Government, Railway and Aerodrome land comprising 150 holdings acquired for

the work of laying the 96" diameter pipe line from Powai to Mahim, awards of compensation amounting to Rs. 14,153-10-0 in respect of 16 holdings were declared during the year under report. Further proceedings were in progress.

Preliminary inquiries regarding the ownership and other details of the land required for Reservoir Sites at Vyaravli, Pali, Trombay, Worli, Rowli and Gollanji Hill, were in progress during the year.

General.—Various amenities at the Vaitarna Camp for facilitating work and for recreation to the staff engaged on the site, such as, water supply, transport, telephone, communication, medical aid, primary school, post and telegraph service, etc., functioned satisfactorily. 10 Rain gauging stations were established in the Catchment Area of Vaitarna and data of rainfall was collected. The average rainfall in the catchment area was about 124 inches.

The work of strengthening the Tansa Dam was completed in March 1955 at a cost of Rs. 50.94 lacs as against the contract amount of Rs. 58.96 lacs.

The Master Plan for supply and distribution of water supply to Greater Bombay was prepared during the year. The work is spread over about 10 to 12 years and is estimated to cost Rs. 7.52 crores.

It is important to note that the Vaitarna Dam is the first Dam in India, where the aggregates of concrete are cooled to prevent development of the cracks in the body of the Dam, as a result of the heat of hydration of cement. It is also the highest Dam so far built in this country, with cement concrete with fully mechanized plant. The pipe-line is probably the biggest in size and length in Asia and has been designed on the latest practice of pipelaying by using ring girder supports on roller bearings. It is significant to note that the whole Scheme is carried out by Indian Engineers.

25. During the year, the total number of Fire Stations remained the same as in previous year, viz., 11 in the City proper and 1 in the Suburbs. To provide fire services for the distant merged areas, provision for two new Fire Stations, one at Chembur and another at Vikhroli, was made in the Budget Estimates for 1955-56. The proposal for a Fire Station at Vikhroli is being pursued.

The Fire Brigade received during the year 1,658 calls as against 1,286, 1,247 and 1,154 calls during the preceding three years. Out of these, 1,349 calls were for actual fires as against 902, 657 and 608 calls during the preceding three years. 309 calls were false alarms of which as many as 132 were due to mischievous interference with fire alarms, as against 212 and 71, respectively, in the preceding year. 191 calls as against 172, 115 and 83 in the preceding three years were for special services. Of these, 108 were in respect of fallen buildings and 71 for rescue work purposes, such as, leakage of dangerous gas, etc.

During the year under report, one Fire Engine with Fire-Escape and two Fire Engines with extension ladders and a trailer fire-pump and one motor Fire Tender, one Motor Control Post and one Station Wagon were added to the existing appliances in the City proper.

The City was served by 206 fire alarm posts including private ones as against 206, 208 and 204 in the preceding three years. These were connected to 9 Fire Stations. About 46 per cent. as against 50 per cent. 55 per cent. and 57 per cent. in the last three years, of the total calls received for fires, etc., were transmitted through this system. During the year under report, the Brigade got one person arrested for malicious interference with Fire Alarms.

There were 8 major fires in each of which the estimated loss exceeded rupees one lac. The estimated total loss to property damaged or destroyed by fire was about Rs. 66.93 lacs as against Rs. 31.25 lacs, Rs. 28.12 lacs and Rs. 53.7 lacs during the previous three years. This includes an exclusive loss of Rs. 40.10 lacs of the Indian Naval Wireless Station at Mahul. In addition, the disturbances in the City in November 1955 and January 1956 resulted in fire losses to the tune of Rs. 8.63 lacs. The other fire losses were thus of Rs. 18.20 lacs which shows that the annual losses have thus been gradually brought down from about Rs. 94 lacs in 1948-49, due to the growing consciousness among public in matters relating to fire risks and the strict vigilance exercised by the Fire Prevention Section of the Department during their day-to-day inspection. The value of insurance of property affected by fire was about Rs. 66.93 lacs and total value of property involved was about Rs. 1,49,73,85 lacs.

Casualties by fire during the year under report included 15 persons who were burnt to death, 33 persons who were severely injured and died subsequently in hospitals and 47 persons who received minor injuries including 51 involved in House Collapses recovered ultimately. Corresponding figures of the last three years were 21, 39 and 91, 16, 22 and 81 and 9, 19 and 61, respectively.

The approximate quantity of water used in extinguishing fires was 35.08 lacs gallons of which 29.00 lacs gallons were drawn from Municipal mains, as against 22.49 lacs gallons and 20.17 lacs gallons, respectively, for the preceding year and the rest from the sea, tanks and wells, etc.

Issue of licences for storage of cinematograph films with nitrate base continued to be controlled by the Government of India, but the inspection of premises of the proposed licences was carried out by this Department jointly with Explosives Department, Government of India. This Department had also to inspect storages of dangerous petroleum, cinematograph films, etc., before licences were recommended to be issued by the Commissioner of Police. 261 such storages were inspected before licences were issued by the Department during the year, as against 179, 155 and 108 in the preceding three years. 3,987 sites proposed for establishment of hazardous storages, trades, etc., were inspected by the department and necessary precautionary measures against fire were recommended in each case.

During the year under report, four candidates deputed by semi-Government institutions were entertained for training in fire fighting for a full term course of three months. One candidate from the B. E. S. & T. Undertaking and 16 candidates from the Aerodrome Office, Bombay Air Port, were given training in the short term course of one month.

For the first time in recent years, a call from long distance outside City limits, viz., from Karjat 62 miles from the City was received and 3 Engines were sent and the fire was tackled successfully.

During the year Shri M. G. Pradhan, Chief Officer, Fire Brigade, was sent on deputation to Government of India as Commandant, National Fire Service College, Rampur, U. P., for a period of 3 years from 19th May 1955. Similarly, Station Officer Shri G. S. Dalvi was deputed as Fire Fighting Instructor to Home Guards, State of Bombay.

The total number of calls within the limits of Greater Bombay received during the year was 6,854, of which 1,533 were for accidents, 1,581 for maternity cases and 3,740 for hire cases, removing in all 6,654 persons as against the corresponding figures of 6,388, 1,367, 1,729, 3,292 and 6,254 in the preceding year. The figures show an increase of 466 calls over that of last year.

The total mileage covered by ambulance vehicles during the year was 60,519 as against 50,655, 47,035 and 47,790 in the previous three years. The total receipts on account of hire cases amounted to Rs. 25,661 including arrears of the previous year as against Rs. 21,928, Rs. 18,858 and Rs. 18,778 in the preceding three years.

The annual maintenance cost of the Fire Brigade Department including the ambulance service was Rs. 7.96 lacs.

26. During the year under report, the Department maintained 99 sites for public recreation, consisting of 19 Gardens, 4 Fountains, 3 Band Stands, 7 Traffic Islands, 5 Open spaces, 56 Recreation grounds, 1 Statue and 4 Ornamental Box Hedges. Two new sites, viz., (1) The Car Park at Esplanade Band Stand and (2) the site at the junction of Tulsi Pipe Road and Fitwalla Road were taken over by this Department during the year. There were 24 Band Programmes, 30 Indian Vocal Music Programmes, 53 Orchestra Programmes and 428 Recorded music programmes at different places. In addition to this, music broadcast by the All India Radio was relayed every day in the Victoria Gardens between 5 P.M. and 7-30 P.M. through the Radio-Set installed thereat.

Victoria Gardens.—The Amusement Park established last year in the north-east corner of the Victoria Gardens continued to attract visitors, particularly due to the reduction of the fees for Joy Rides to anna one for each item. As many as 13,33,612 people availed themselves of this amenity. Besides, Elephant and Camel Rides were arranged inside the Victoria Gardens and Pony Rides for children proved a welcome added attraction. Directed Children's Centres at the Victoria Gardens under the supervision of the Young Men's Christian Association and the Bombay Presidency Women's Council and Directed Play Centres for adults at various places, continued to be as popular as in the previous years. Additional Play apparatus were provided at 11 centres and special repairs and some new works were carried out at the Victoria Gardens and other public gardens at a total cost of Rs. 52,140.

During the year the number of visitors to the Gardens was 51,60,005 as against 49,31,407, 54,28,836 and 55,12,299 in the previous three years. The number of visitors per day worked out to 14,137.

Botanical specimens were supplied to educational institutions and student visitors were conducted around. The class for training the students in gardening started last year continued to function during the year under report.

During the year, the live stock in the Zoo decreased by about 13.9 per cent. The total figure included new births, purchases or exchanges made and presents received. Important acquisitions were 1 Tiger, 1 Malayan Python, 1 King Horn Bill and 3 Rattle Snakes.

During the year 547 wild animals and birds were treated and 16 specimens of patho-bacteriological interest were examined at the Bombay Veterinary College Laboratory free of charge.

The Vegetable, Fruit and Flower Show could not be held during the year due to disturbed conditions in the City. Garden Competitions were, however, held with an increasing response from the competitors.

The Wild Life Day was celebrated on 7th July 1955 in the Victoria Gardens under the advice of the Indian Board for Wild Life, where informative talks were held in vernacular languages and in English and voluntary donations were collected from the visitors for the benefit of wild animals in the Zoo.

The expenditure of the Gardens Department during the year amounted to Rs. 5.75 lacs as against Rs. 5.45 lacs, Rs. 5.20 lacs and Rs. 4.79 lacs during the last three years, while the income by sale of flowers and plants, etc., was Rs. 46,237 as against Rs. 38,052, Rs. 38,100 and Rs. 25,357 during the last three years.

27. The Museum was kept open to the public for 307 days as against 302, 305 and Victoria and Albert Museum. 305 days in the preceding three years. The total number and the daily average of visitors during the year was 10.80 lacs and 3,517, respectively, as against 11.65 lacs and 3,859 of the preceding year. During the year, 14,383 students from Primary and Secondary Schools visited the Museum, as against 12,606 during the preceding year. The practice of keeping the Museum open on Wednesdays for ladies and children and parties of students only was continued during the year.

During the year under review 8 new show cases, 6 plywood trays, 4 inner stands and 2 base stands were prepared for better display of agricultural models and metal-ware specimens. A model showing in two parts the rice cultivation in rural areas and that of an ideal Indian Village were prepared and exhibited.

8 Books were added to the Museum Reference Library, which continued to be popular with students of Art and History.

Reference service was rendered to Research Students from outside Bombay and to about 275 visitors with the help of exhibits and books in the Library.

The amounts realised by the levy of an admission fee of half anna per visitor above 12 years of age on Fridays, Sundays and Public Holidays (except Wednesdays) on 110 ticket days and by sale of 3,000 copies of the Victoria and Albert Museum Brochure came to Rs. 8,449-5-6 and Rs. 187-8-0 as against Rs. 8,825-10-0 and Rs. 200, respectively, in the previous year. These amounts were credited to the Special Fund called the Victoria and Albert Museum Fund.

The total expenditure on the maintenance of the Museum during the year was about Rs. 50,000 as against Rs. 38,500 in the previous year.

28. During the year under report, the number of Libraries and Reading Rooms main- Municipal Free Read- ing Rooms and Libraries. tained was 18 as in the previous year.

With the approval of the Book Selection Committee, 1,031 books on various subjects and in different languages were purchased at an aggregate cost of Rs. 2,709 as against 804, 352 and 521 books at a cost of Rs. 2,514-9-3, Rs. 1,065 and Rs. 1,572, respectively, in the preceding three years. It is reported that more books could not be purchased for want of accommodation in the Library premises. The Standing Committee would reiterate their suggestion made last year for locating Municipal Libraries in more commodious premises wherein a sufficient number of books can be maintained for the benefit of the readers visiting the institutions. During the year under report a new Book Selection Committee was formed consisting of (1) Principal G. C. Bannerjee; (2) Shri N. G. Limaye; (3) Shri C. L. Bakshi; (4) Shri B. G. Joglekar; and (5) Prof. N. A. Nadvi.

The total number of visitors to the Reading Rooms and Libraries situated in the City during the year was 2.57 lacs as against 2.33 lacs, 2.27 lacs and 2.49 lacs during the preceding three years and in the Suburbs, 0.83 lac as against 0.41 lac in the previous year.

The Re-organization Scheme approved by the Corporation under their Resolution No. 1120, dated the 11th January 1955, was fully implemented and the Scheme to replace Librarians by Library Attendants in the remaining Libraries was carried out during the year.

The cost of conducting the Libraries during the year amounted to Rs. 44,573 and the Income of the Department was Rs. 1,079, as against Rs. 49,886, Rs. 46,119 and Rs. 48,003 and Rs. 1,210, Rs. 1,349 and Rs. 1,890, respectively, during the preceding three years. The expenditure for running the three Libraries in the Suburbs during the year amounted to Rs. 4,674 and the income derived in respect thereof was Rs. 384 as against Rs. 5,033 and Rs. 683 in the previous year.

29. Tenders were invited for the purchase of stores during the year in 150 cases as against 136, 170 and 169 in the previous three years and the number of contracts entered into for the various scheduled articles was 186 at against 292, 167 and 141 in the preceding three years. Besides these contracts, Central Stores. large quantities of materials like cement, iron and steel products were secured at controlled rates from authorized stockists. The value of stores and other materials purchased including articles received from other Departments on Return Stores Mema during the year amounted to Rs. 68.01 lacs against Rs. 65.69 lacs, Rs. 58.87 lacs and Rs. 68.30 lacs during the previous three years. The increase was mainly due to the purchase of cast iron and hume pipes, iron materials and cement, etc. Of the total purchases made, stock of the value of Rs. 64.88 lacs was of Indian Manufacture and the balance, viz., Rs. 3.13 lacs represented the value of foreign goods. During the year, 4 Import Licences were received for Fire Fighting Hose, Sluice Valves, Tyres, and spare parts for Water Meters, the total purchase of which amounted to about Rs. 1.52 lacs.

During the year about 19,359 tons of cement worth about Rs. 21.43 lacs were purchased. Likewise, 2,237.35 tons of Iron Materials worth about Rs. 11.79 lacs; 1,51,492 R.ft. of Galvanised Iron Pipes worth about Rs. 1.75 lakhs, 83,827 R.ft. of Cast Iron Pipes worth about Rs. 12.54 lakhs; 39,466 yards of Cloth worth Rs. 0.29 lakh were also purchased. This Department was entrusted with the work of supplying foodgrains to the various Municipal Medical Institutions, the Conservancy Branch and the Gardens Department. Wheat and rice weighing about 5,914 1/2 Bengal Maunds worth Rs. 99,407 and 4,534 1/2 Bengal maunds of Grains (Bajri, Grams and Wheat Bran) worth Rs. 43,953. The Department was also entrusted with the work of purchasing tea required by different Municipal Institutions during the year under report.

3,938 orders for the purchase of stores against 3,855, 4,943 and 5,279 in the preceding three years were placed with contractors and other dealers. Against these purchases and stock on hand, the consuming departments submitted 41,466 indents and sales mema. as against 42,268, 44,388 and 44,418 in the preceding three years. The total turnover of the department, viz., receipts and issues of stores, during the year was Rs. 146.08 lacs, as against Rs. 138.78 lacs, Rs. 119.49 lacs and Rs. 125 lacs in the preceding three years. At the close of the year, the department had on hand stores of the value of Rs. 19.27 lacs, as against Rs. 29.34 lacs, Rs. 36.75 and Rs. 38.49 lacs in the preceding three years.

As in the preceding years, mixed scrap and other unserviceable articles received from different departments were sold by public auction but cast iron scrap was retained for the Municipal Foundary. The total amount realized by sale of scrap, etc., came to Rs. 0.78 lac as against Rs. 0.32 lac, Rs. 0.44 lac and Rs. 0.35 lac in the last three years.

The Department was under the reorganisation of Messrs. Ibcn Ltd. Against the potential reduction of 32 per cent. of staff recommended, a reduction of only 16 per cent. has been effected so far as against 12 per cent., 8 per cent, and 7 per cent. effected during the last three years. The reduction so far made works out to 51 per cent of the proposed reduction. During the year under report, Messrs. Ibcn Ltd., submitted their report on the work of Inventory, Control and General Stores Expenses, entrusted to them and steps will be taken as far as possible to implement various suggestions made in the matter.

30. During the year 37,217 licences and permits were issued as against 36,721, 36,672 and 36,649 in the previous three years. The amount of fees recovered therefrom came to Rs. 11.29 lacs as against Rs. 9.99 lacs, Rs. 10.29 lacs and Rs. 10.25 lacs in the preceding three years. At the end of the year, Licences. an amount of Rs. 1,86,251-12-0 was outstanding as against the outstandings of Rs. 97,896, Rs. 75,780 and Rs. 1,20,310, for the previous three years. It is reported that out of these outstandings an amount of Rs. 1,25,000 has already been recovered. Compared to a negligible outstanding of Rs. 9,177 for 1951-52, the outstanding during the four following years appear to be enormous. It is reported that the old method of issuing demand notices for collection of the licence fees has been replaced by a new one under which all licences are to be renewed within one month from the date of expiry in the respective Ward Offices by production of old licences

and paying the necessary fees. It is commendable that the Department has taken note of the remarks made by the Standing Committee in their Review of the last year's Administration Report very promptly. The Committee hopes that the new system will help in completely wiping out the outstandings.

The loss of revenue incidental to disuse or demolition of old licensed places amounted to Rs. 0.42 lac as against Rs. 0.40 lac, Rs. 0.46 lac and Rs. 0.52 lac in the preceding three years.

The total number of permits issued for exhibiting sky-signs, advertisements, etc., was 3,800 realising Rs. 4.24 lacs as revenue. The corresponding figures for the last three years were 3,645, 3,592 and 2,908 permits and the amount of the fees collected came to Rs. 4.16 lacs, Rs. 4.80 lacs and Rs. 2.91 lacs, respectively.

The Department instituted 4,737 prosecutions for offences under Sections 328, 328-A, 394 and 412-A of the Bombay Municipal Corporation Act, as against 6,693, 4,015 and 2,535 during the previous three years. The total amount of fines inflicted was Rs. 0.16 lac only as against Rs. 0.20 lac, Rs. 0.41 lac, and Rs. 0.28 lac in the previous three years, respectively.

The number of squatters and hawkers licences issued during the year was 37,873 and the earnings therefrom amounted to Rs. 4.07 lacs as against 26,202, 30,392 and 35,985. Similar licences issued during the previous three years which had then realised Rs. 4.30 lacs, Rs. 3.75 lacs and Rs. 3.89 lacs, respectively.

On going through the report, it is observed that the amount outstanding from squatter licence fees on 31st March 1956 was Rs. 0.22 lac as against Rs. 0.16 lac, Rs. 0.55 lac and Rs. 1.20 lacs in the previous three years.

In the report a mention has been made that the measures taken to improve working of the Encroachment Section so as to weed out unauthorised traders and to give relief to the public from the nuisance otherwise caused by them worked well and achieved the desired results. With a view to abate the nuisance, charges in respect of loaded and empty hand-carts were raised from Rs. 6 and Rs. 4 to Rs. 20 and Rs. 6, respectively, under Corporation Resolution No. 371, dated the 4th August 1955.

The total revenue of the Department during the year was Rs. 23.33 lacs as against Rs. 20.23 lacs, Rs. 20.94 lacs and Rs. 18.89 lacs in the previous three years.

31. The total number of establishments under the various categories excluding Administration of Theatres, etc., on 31st March 1956, was 91,155 as against 86,129, 82,348 Shops and Establishments Act of 1948. and 78,732 in the previous three years.

2,180 complaints were received in addition to 22, pending from the preceding year, out of which 2,156 were investigated, leaving 46 complaints pending at the close of the year. 448 mass raids against 367, 200 and 270 in the preceding three years, were carried out upto the end of the year. The number of visits and re-visits paid to different types of establishments was 71,602 of which 55,470 were to shops, 8,434 to commercial establishments, 7,316 to restaurants and eating houses and 275 to residential hotels and 107 to theatres, etc. The corresponding figures for the previous year were 60,108, 48,447, 6,600, 4,760 and 184, respectively.

At the beginning of the year 708 prosecutions were pending, while 4,840 new prosecutions were instituted during the year, making up a total of 5,548. Of these prosecutions, 4,764 resulted in convictions, 11 in acquittals while 26 cases were withdrawn. The number of cases pending at the end of the year was 747. The corresponding figures for the previous year were 478, 3,796, 4,274, 3,463, 2,083 and 708. The total amount of fines realized was Rs. 1,50,818 giving an approximate average of Rs. 31-10-6 per case as against Rs. 1,17,518 and Rs. 33-14-8, respectively, in the previous year. It is reported that the slight fall in the average of fines per case was due to some Magistrates inflicting fines below the minimum of Rs. 25 prescribed under the Act.

Total expenditure incurred in administering the Act in 1954-55 was Rs. 1,92,253-14-10, against which the Government grant-in-aid was Rs. 1,17,253. The corresponding figures in the previous year were Rs. 2,76,948 and Rs. 1,27,481, respectively. While furnishing the figures for the year 1954-55, the Government was again pointed out that in entrusting of the administration of Payment of Wages Act, 1936, with effect from 1st April 1955, the expenditure to be borne by the Corporation on that account would increase and they were requested to consider the said factor while assessing the grant-in-aid. It is, however, evident from the grant-in-aid sanctioned by Government that they have again shelved the issue. The Standing Committee, therefore, feels that this recurring financial burden on Municipal Funds should be done away with by handing over the entire administration to the State Government at an early date.

The total income from the Registration fees and fines realized during the year under report was Rs. 15,145-10-0 and Rs. 1,50,818, respectively, as against Rs. 13,963 and Rs. 1,17,518, respectively, in the previous year.

The total revenue of this Department during the year under report was Rs. 5.81 lacs as against Rs. 5.55 lacs, Rs. 5.07 lacs, and Rs. 7.07 lacs in the previous three years.

The administration of Theatre Tax Section continued to function under the control and supervision of the Chief Inspector, Shops and Establishments, for purposes of recovery of the Theatre Tax. The total number of establishments under this category on 31st March 1956 was 75, as against 74, 74 and 73 in the previous three years. The total number of visits and revisits paid to Theatres, etc., was 107 as against 117, 109 and 157 in the previous three years. The reasons for a reduced number of visits and revisits during the last two years are possibly due to reduction in staff.

The rates sanctioned by the Corporation for the levy of Theatre Tax for the year 1955-56 were the same as for the previous year. A rebate of 12½ per cent., and 20 per cent., for Class I and Class II Cinema Theatres, respectively, was allowed on certain conditions, as before. There were in all 29 Class I and 27 Class II Cinema Theatres and the Tax was, generally, paid regularly. Reclassification of 4 Class II Cinema Theatres as Class I, during the year under report, resulted in the augmentation of Revenue by about Rs. 9,000.

The tax was also recovered in respect of Dramas, Dances, Variety Entertainment Programmes, etc., held at different Halls and Theatres or places hired out for the purpose where admissions were on payment. Exemption from payment of the Theatre Tax was granted in respect of performances held for the benefit of *bona fide* charities or for the uplift of cultural and educational activities.

The total income derived during the year was Rs. 5.64 lacs as against Rs. 5.39 lacs, Rs. 4.91 lacs and Rs. 6.89 lacs in the previous three years.

Rule No. 4 of the Theatre Tax Rules was amended as it was observed that it was not possible for the organizers to apply for exemption of Entertainment Duty along with exemption certificate, as some times the Police authorities granted post-dated exemptions.

During the year under report, it is reported that the Department had to take recourse to Section 191(h) of the Bombay Municipal Corporation Act, for non-submission of returns, against a *Tamasha* Organizer who was convicted and fined Rs. 25 by the Court.

Work of enforcement of Payment of Wages Act, 1948, was entrusted to this Department from 1st April 1955. It is reported that the Inspectors on the occasion of their Inspection Visits to various establishments, did propaganda work about the provisions of the Act, and also directed the employees to maintain various registers and records as required thereunder. 452 complaints pertaining to the Payment of Wages Act, were received, of which 365 were amicably settled, in 17 cases investigation could not be carried out for want of proper address 13 cases did not fall within the purview of the Act, in 3 cases the complainants sought redress direct with the authority appointed under the Act, and in one case with the Labour Commissioner, leaving a balance of 53 disputes which were pending settlement at the close of the year.

32. Total receipts of the department during the year reached a record figure of Rs. 39.64 lacs against Rs. 37.01 lacs in the previous year, showing an increase of Rs. 2.63 lacs which was mainly due to increase in receipts from stallage charges, squatter fees and the mundi (fair ground) and slaughter fees.

The number of Municipal markets during the year was 21 (*i.e.*, the same number as in the previous year) including a squatters' Area at Parel Village and the Plantain Market at Byculla. During the year Naoroji Hill Road squatters' area was closed down and in its place a new full-fledged Market called the New Dongri Municipal Market started functioning from 1st August 1955. The net receipts amounted to Rs. 18.66 lacs as against Rs. 18.61 lacs in the preceding year, thus showing an increase of Rs. 0.05 lac only.

It may be noted that there was a decrease in the receipts at Arthur Crawford Market offset by increased receipts at Plantain Market at Byculla and New Municipal Market at Dongri. The average percentage of vacant stalls per quarter was 8.09 against 7.86, 7.51 and 7.07, respectively, in the preceding three years. The total receipts from stallage charges, squatter fees, licence fees, etc., in respect of all Municipal markets amounted to Rs. 26.63 as against Rs. 26.02 lacs, Rs. 24.81 lacs and Rs. 25.23 lacs in the preceding three years. During the year under report works of repairs, improvements, extensions, etc., to several Municipal markets were carried out. The work of collecting fees at Arthur Crawford Scale-shade continued to be carried out departmentally and the revenue collected therefrom amounted to

Rs. 4.97 lacs as against Rs. 5.49 lacs, Rs. 4.59 lacs and Rs. 4.66 lacs realized in the preceding three years. The fall in revenue is due to reduction in the number of mango parcels received in the Market.

The number of private markets during the year was 22 against 21, 22 and 21 in the previous three years. There was only one private Slaughter House. The licence fees realised therefrom was Rs. 0.87 lac as against Rs. 0.76 lac, Rs. 0.82 lac and Rs. 0.72 lac in the preceding three years. The licence fee in respect of Shroff Private Market remained to be realized, as the matter was still under negotiations.

The number of outside meat shops was 188 as against 189, 188 and 185 in the previous three years. An amount of Rs. 0.14 lac was realized by way of fees as against Rs. 0.14 Rs. 0.12 and Rs. 0.12 lac in the preceding three years.

Special efforts were made to detect and prevent the smuggling of animals and contraband meat and unauthorised slaughter as also to sanitation and congestion in markets.

During the year the total quantity of unwholesome articles of food, such as, meat, fish, fruits, vegetables, etc., including contraband meat seized and destroyed was 6.17 lacs lbs. as against 4.37 lacs lbs., 5.01 lacs lbs. and 6.81 lacs lbs. in the previous three years. This year shows a sudden rise in the total quantity of unwholesome food destroyed. The figure for the past three years show a continuous fall. Some detailed explanation for this appears necessary.

The total number of animals brought to the fair ground at the Bandra Slaughter Houses during the year was 16.32 lacs as against 14.71 lacs, 14.11 lacs and 14.31 lacs in the previous three years.

The approximate weight of dressed carcass meat of buffaloes, cows and bullocks was 7,008½ tons as against 7,274 tons in the previous year, while that of sheep and goats was 10.193 tons as against 9,177¼ tons in the last year. Of these 14 tons and 11 tons, respectively, 1 against 21 tons and 12 tons in the previous year, were condemned, giving percentage of 0.2 and 0.12, respectively, against 0.29 and 0.13 of the previous year.

The total amount of slaughter and removal fees realized was Rs. 6.58 lacs as against Rs. 5.66 lacs, Rs. 6.04 lacs and Rs. 5.96 lacs during the previous three years.

The total number of animals slaughtered during the year was 12.13 lacs as against 13.80 lacs, 13.22 lacs and 13.27 lacs during the previous three years.

The Superintendent of Markets in his capacity as a member of the Bombay State Fruit and Vegetable Market Committee, visited important vegetable producing centre like Poona with a view to studying the fruit and vegetable markets and advising in the matter of regulating them. He was appointed a member of the Fish Advisory Committee of the Government of Bombay.

During the year the Indian Council of Agriculture, New Delhi, held the first All-India Mango Show at the St. Xavier's College Hall in May 1955. A few consignments of graded mangoes were despatched to the U. K. with a view to finding a new market for Alphonso Mangoes. Similarly, at the instance of the Government of India, Indian coconuts were dispatched to Germany on the occasion of the Lipzig Fair.

During the year owing to persisting demand, nearly 1,033 porters were licenced to work in different markets and were given new metal armllets for the purpose of their identification.

It is reported that regular removal of offal from Slaughter House at night time has considerably mitigated the vulture nuisance at Bandra Slaughter House.

33. *Outstanding Activities.*—To counteract the effect of diptheria incidence of which has increased during recent year, a scheme for active immunization with Public Health P. T. A. P. was started during the year under report. Immunization centres were opened at the Five Municipal Maternity Homes for the benefit of infants and children upto pre-school age. Similar centres will be started at 15 Municipal General Dispensaries shortly for other children. The mobile squad continued to take samples of food by surprise raids. Costly drugs and injections have been provided at the Municipal General Dispensaries for the benefit of the patients. The leprosy control problem in Greater Bombay has now been dealt with under the Greater Bombay Leprosy Control Scheme.

Birth and birth rate.—The number of live birhs recorded during the year was 66,575 which was more by 3,503 than the number for the previous year (63,072). However, it was

7,737 above the average of the decennium (1945-54). Of the registered births, 34,198 were males and 32,377 females, giving a proportion of 105 males to 100 females. The birth rate was 28.6 per 1,000 of the population as against 27.1 in the preceding year. The number of still-births was 2,921 or 4.4 per cent. of live births.

Death and death rate.—The total number of deaths registered from all causes during the year was 28,108 as against 32,008 and 33,927 in the previous two years. It was less by 8,412 than the average annual mortality of the last ten years and by 5,572 than the mean mortality of the preceding five years. According to the Census population the death rate per 1,000 living persons worked out to 12.1 as against 13.7 and 14.6 in the last two years. Of the total 28,108 deaths 15,754 were among males and 12,354 among females. The excess of deaths amongst males may be ascribed to preponderance of males in population. The death rate among females was, however, higher than among males, the male death rate being 10.6 and the female death rate 14.5 against 12.2 and 16.4, respectively, in the preceding year. As in the previous years, the diseases of the respiratory system were responsible for the highest death rate of 2.3 per 1,000 of the population. A large proportion of deaths from respiratory diseases occurred among children and infants under 5 years of age. Congenital debility and diseases of early infancy constituted the next most fatal group, giving a death rate of 1.6. The causes coming next on the list for the year were old age 1.3 and Tuberculosis (0.8).

Deaths among infants under one year of age was 7,897 against 8,534 and 1,505 less than the annual average of the previous decennium. The infant mortality rate for the year was 118.6 per 1,000 of live births as against 135.3 in 1954.

Maternity and Child Welfare.—During the year under report the main clinics at the five maternity homes were kept open thrice a week instead of twice to cope with the rush at these Centres. The ten subsidiary clinics were kept open twice a week as before. Aid was given to the poor mothers in the form of jaggery, ghee, milk, etc. Milk distribution scheme was continued with the object of giving aid to poor and undernourished women attending Municipal maternity homes. The number of cases admitted in these Homes was 11,987 against 11,308 and 10,908 in the preceding two years, while the number of confinements was 10,169 as against 9,622 and 9,343 in the previous two years. Of the confined cases 1,786 were prima parae, against 1,786 and 1,709 in the last two years.

Social services in the shape of ante-natal care, care at birth, care during infancy and pre-school life were rendered to the public through the five Maternity Homes under the charge of lady Medical Officers with a staff of 25 nurses and 20 Health Visitors. The maternity unit at Dharavi was in charge of two trained resident Health Visitors under the guidance of the Medical Officer, Cadell Road Maternity Home. The Health Visitors paid 45,401 visits in various districts against 43,173 and 40,383 in the previous two years. The Health Visitors also attended 45 cases of confinements at homes as in the preceding year and paid 23,742 visits in several districts while the Medical Officers personally visited 2,306 cases as against 2,381 cases in the previous year.

With a view to controlling maternal and infant mortality, advice and instructions in spacing births were given confidentially by qualified lady-doctors to married women strictly on medical grounds at the 17 Family Planning Clinics. Health Visitors assigned for this work paid domiciliary visits to mothers for carrying on follow-up work and propaganda amongst mothers. The total number of attendance at the clinics was 6,322 as against 6,782 and 6,322 in the preceding two years. It is gratifying to note that this scheme is becoming more and more popular among the women particularly of the low-income group.

The maternal mortality rate recorded during the year was 1.0 as against 1.1 and 1.3 in the previous two years. Investigation into maternal mortality was completed during the year.

Infectious Diseases.—The total number of cases of infectious diseases reported during the year was 8,461 as against 14,549 in the preceding year, which shows a welcome drop. Of these 8,461 (98.3 per cent.) as against 14,468 (99.4 per cent.) in the previous year were from the District Registrar and 146 (1.7 per cent.) against 81 (0.6 per cent.) in the last year from medical practitioners. There were no cases of Plague and Cholera. Small-pox caused 166 attacks (including 28 imported) and resulted in 44 deaths and Enteric Fever caused 1,937 attacks (including 178 imported) with 211 deaths. Diphtheria caused 3,151 attacks (including 262 imported) and 171 deaths. Acute Anterior Polio-myelitis caused 77 attacks (16 imported) and 9 deaths.

During the year 30 persons were inoculated against Plague, 20,729 against Cholera and 2,20,319 against Enteric Fever as against 87; 18,268 and 2,23,903, respectively, in the preceding year. Primary Vaccination and revaccination against Small-pox done during the year were 67,861 and 2,87,104, respectively, as against 72,941 and 16,05,135, respectively, in the preceding year.

General Sanitation.—The principal causes contributing towards the insanitary conditions in some parts of the City were insufficiency of sewers, continuance of the basket privy system and high density of population per acre. There are some practical difficulties, such as, absence of proper accesses, etc., in the way of rendering adequate conservancy service as regards collection, removal and disposal of refuse and also of shortage of water supply. There were 803 basket privies to be still converted into W. C.s on full-flushing system which it is reported, were kept pending due to impending Town Planning Schemes. The routine inspection of dwellings to find out sanitary defects was made by the Medical Assistants and Sanitary Inspectors under the general supervision of Assistant Health Officer. During the year under report 1,206 insanitary huts were demolished as against 246 in the preceding year. 2,522 milch cattle in 13 stables in E, F and G Wards were yet to be removed to the Government milk colony at Aarey. The Standing Committee hope that steps would be taken to remove them outside Greater Bombay as early as possible.

Health Education and Propaganda—Health Education was carried out among children by Medical Officers and School Health Nurses which aimed at inculcating healthy habits among children. Routine health talks on simple personal hygiene are given to the children in schools. During the year 225 and 892 talks were given by Medical Officers and School Health Nurses in order to achieve the above object.

Ailing children were visited and revisited at their homes by the School Health Nurses as per directions of Medical Officers, when they imparted instructions wherever found necessary to parents of ailing children as regards their care, diet, etc. 1,958 visits and 541 re-visits were paid during the year. In this way the possibility of recurrence of the disease was minimised.

Insecticidal Service.—Due to vigorous steps taken to control fly- nuisance by regular spraying and dusting of actual and potential fly-breeding places the nuisance from flies was further reduced during the year. The use of 'Tifa' Unit was continued during the year and the insecticide fogging operations were carried out in about 179 lanes and by-lanes in the City. 15,400 houses were fogged during the year. Insecticides worth Rs. 1,50,109-8-9 were utilised during the year as against Rs. 1,52,292-5-6 in the previous year. The work of private treatment on payment of fees was extended and the squads operated in all Wards of the City making the Scheme popular. A sum of Rs. 50,172-1-0 was received as against Rs. 47,569-10-0 in the previous year for rendering insecticide service in private places. Looking to the magnitude of the work, it is imperative that the service should be still further intensified.

Malaria.—Malaria was registered as the cause of 5 deaths as against 16 and 17 in the preceding two years. 8 deaths were described to Ague and Remittent Fevers as against 12 in the preceding year. The number of clinical cases treated at the Municipal dispensaries was 12 as against 47 and 67 in the previous two years. Out of 2,131 wells in the City on 1st January 1955, 1,657 were hermetically sealed with cement concrete covers and 474 open or partly opened wells. Out of the latter 420 were retained, 38 were 'Jack' wells and remaining 16 were under action. Campaign against Aedes Aegypti mosquitoes, the Vector of Yellow Fever was continued throughout the year. The stegomia index did not show anything more than 2 per cent. which was considered as safe. Anti-malaria drugs were made freely available to the public through the Municipal dispensaries. Notices were issued against the owners to keep their compounds free from mosquitoes breeding as a precaution against the diseases.

34. The number of new cases treated at the 24 dispensaries and one mobile dispensary was 3,50,918 (1,96,430 males and 1,54,488 females) as against 3,36,519 and 3,23,384 in the previous two years. In addition to the above dispensary work, women's and children's clinics were conducted by three part-time lady doctors at 6 Municipal dispensaries in the City thrice a week. The number of new cases treated at these dispensaries was 6,885 as against 7,432 in the previous year. The total attendance numbered 17,05,574 as against 15,05,316 in the previous year. These figures include the visits of lady doctors to patients at their homes.

The Municipal Eye Dispensary and Hospital at Kamathipura were attended by two Honorary Medical Surgeons by turns throughout the year. The Hospital has an accommodation for 6 beds each for males and females with an operation theatre and a full time resident Nurse. The total attendance of patients was 87,876 as against 83,113 and 87,333 in the previous two years. The total number of new cases treated was 12,542 as against 11,583 and 12,128 in the previous two years. The number of indoor patients among the new cases treated and total attendance of indoor patients were 184 and 3,526, respectively. The question of increasing bed accommodation at this hospital requires urgent consideration.

Leprosy.—The control of Leprosy in the City was exercised as before through the Acworth Leprosy Home, Matunga. In the absence of a Municipal Institution for the isola-

tion and treatment of cases suffering from this foul disease, this Home has been doing invaluable work for over 50 years. In addition to this, the institution conducts a well-equipped out-patients clinic. Almost the whole cost of the maintenance of this clinic is borne by the Corporation.

The average daily attendance of patients was 268.2 and the total number of new cases treated at the clinic was 2,636 as against 6,038 and 220 and 214, 2,294 and 1,812, respectively in the previous two years. The accommodation of 396 beds (284 for males and 112 for females) for the isolation of leprosy patients was the same as in the previous year.

The Seven Health Visitors, one appointed by the Home and 6 by the Municipality (including 1 for Suburbs) gave 418 talks on leprosy and paid visits to the houses of patients first 958 and subsequently 5,195 as against 851 and 7,538, respectively, in the preceding year. The Medical Assistants in charge of Municipal free dispensaries attempted detection of early cases of leprosy for which they have been specially trained. The number of such cases detected and treated at Municipal dispensaries free was 23. A leprosy clinic was started at dispensary at Worli.

The leprosy control problem in Greater Bombay has now been dealt with under the Greater Bombay Leprosy Control Scheme. Five clinics were opened from 1st November 1955, four in the City and one in the suburbs, for the diagnosis and treatment of leprosy, 2 doctors, 5 health visitors, 3 ward boys and an experienced clerk were appointed under the scheme, the expenditure being shared equally by the Bombay Municipal Corporation, the State Government and the Gandhi Memorial Leprosy Foundation, Wardha. The capital expenditure on account of building, etc., is being borne by the Municipality.

35. There were three T. B. clinics for outdoor patients attached to the Group of Group of T. B. Hospitals. T. B. Hospitals at Sewri where cases in primary and advanced stages received institutional treatment. The total number of beds at these Hospitals was 358 (193 for males and 165 for females) as against 348 in the previous year, 10 beds having been added during the year, in the advanced Section of the Hospital. Each clinic is managed by well-qualified staff and is equipped with appliances necessary for treatment of patients. The total number of patients in various stages of Pulmonary Tuberculosis treated during the year was 2,778 (including 341 of the previous year) as against 2,610 during the previous year. Of these 2,778 cases, 1,951 were discharged as improved, 152 discharged as not improved, 33 were non-Tuberculosis cases, 133 left prematurely against the advice, 186 died and 323 (179 males and 144 females) remained under treatment at the close of the year. The largest number of admissions was within the age groups between 20 and 30 years as in the previous year. Mortality figures also reveal high incidence in the same age groups. The total number of surgical operations performed on patients was 692 as against 541 in the previous year.

The follow up of discharged patients and giving them A. P. and P. P. refills were continued as before. The total number of such A. P. and P. P. refills given during the year were 909 and 26,239 as against 1,488 and 23,018, respectively, in the preceding year. Some of the patients attended the Hospitals for follow up continuously for over 3 years. There were 909 new admissions to the out-door. A. P. and P. P. Refill Department during the year as against 1,001 in the previous year. Tuberculosis took a toll of 1,934 lives and the death rate of T. B. was 0.83 as against 2,184 deaths and 0.9 death rate in the previous year.

The total expenditure incurred during the year on the Group of T. B. Hospitals was Rs. 7.97 lacs approximately as against Rs. 7.84 lacs in the previous year. The average cost per patient per day was Rs. 6-7-6 as against Rs. 6-6-0 in the previous year.

The Poor Box Collections including fees for medical certificates issued during the year amounted to Rs. 12,016-2-6 and a sum of Rs. 5,129-9-9 was spent on medicines, injections, etc., administered to poor patients. A regular monthly donation of Rs. 100 from the British India Steam Navigation Company Ltd., was continued during the year. The Standing Committee, while thanking the Company for their donation, sincerely hope that more donations of this type would be forthcoming to supplement Municipal efforts in eradicating this disease.

36. For combating Venereal Diseases, free and medical facilities both preventive and curative were continued as in the preceding year. During the year 17,469 cases were treated at the Clinics as against 18,281 and 18,126 in the previous two years. Of these 14,903 were males and 2,566 were females. For prophylaxis 22,478 attended the eight Municipal prophylaxis Centres as against 20,565 and 17,929 in the previous two years, the average daily attendance for treatment and prophylaxis being 661.

Personal prophylaxis was given at eight Municipal free prophylactic centres. The centre at Bellasis Road was kept open day and night and others from 6-30 P.M. to 2-30 A.M.

The average daily attendance at the Clinic was 695.3 as against 687.8 and 671.3 in the previous two years.

The Medical Officer in charge of Ante-Natal and Post-Natal Clinics sent 1,094 samples of blood for investigation of syphilis. Out of these 175 (114 A.N.C. and 61 P.N.C.) gave positive results for Kahn or Meinicke's Tests and of these 175 cases 98 attended the Clinic for treatment during the year.

Medical persons who attended the clinic were given training in diagnosis and treatment of venereal diseases.

37. Health propaganda drive was intensified both in the City and the Suburbs through all the popular and modern publicity media. During the year, the Health Education and Propaganda section organised important activities such as Health exhibitions and health education film shows on various health subjects, in addition to organising health Weeks and cleanliness campaigns. Municipal schools were sent the itinerant exhibits. It also helped the vaccination and inoculation staff of the Health Department with microphonic talks persuading people to accept vaccination and inoculation, etc. It also attended to the work preparing and distributing health education material in the shape of posters, show-cards, leaflets, models and other types of exhibits. Other publicity work of the department included press notes, slide releases, talks from mobile vans and displays arranged in Municipal maternity homes.

38. During the year in all 43,941 (24,034 boys and 19,907 girls) attending Municipal Schools and Classes as against 43,026 in the previous year were medically examined. Of those examined, 35,430 were found suffering from one or more physical ailments. The total number of defects noted amongst them was 72,861. The Honorary Physicians visited 4 schools and examined 900 children (487 boys and 413 girls) of whom 822 were found defective. The total number of defects noted against them was 1,939. Reports about their ailments were sent to their parents and guardians. However, only 22,952 pupils were treated for defects at the Municipal School Clinic as the parents of the remaining pupils either did not agree for such medical treatment or did not report to the written requests made in this respect. The Medical Officers interviewed 571 parents and explained to them the necessity of rectifying the defects in their wards by attending clinics and dispensaries.

Minor ailments among the children were treated at the nearest Municipal dispensaries while cases with major ailments were treated at the School Clinic at the K. E. M. Hospital which is now found quite inadequate for treatment of more than 2,000 children annually. Only 1,079 new and 6,286 old cases requiring immediate attention were, therefore, taken up and 621 children were treated at the out-patient department of the Hospital. Each Municipal school was supplied with a first-aid outfit. 56 children suspected to have leprosy infection were directed to the Acworth Leprosy Home. Of them 2 were found positive and were prevented from attending schools. 18 children did not present themselves for the examination at the Home. 36 children were declared negative. 250 took treatment at the Municipal dispensaries. Out of the 84 cases of enlarged spleen, 80 were taken to various Municipal dispensaries for blood smears. Parents of 4 refused to give consent. 63 children with errors of refraction were supplied with spectacles free of charge. 453 children suffering from scabies, ring-worms and boils were treated in the schools by the school medical officers. 171 tonsil and other operations were performed at the School Clinics. One case of a rat bite was treated at the School Clinic. 87 suspected cases of T. B. were screened at the Princess Street T. B. Clinic. 351 children with dental defects were treated at the Nair Hospital Dental College. 196 and 778 health talks in subjects of simple personal hygiene were given to pupils, respectively, by the Medical Officers and the School Health Nurses, in order to inculcate healthy habits. The latter also visited and revisited 1,958 and 541 ailing children, respectively, at homes and gave necessary instructions to their parents as regards their care and diet.

Due to vacation and short supply, the scheme for the supply of free milk to undernourished needy children did not function during the 2nd quarter of the year. Certified undernourished children ranging from 18,570 to 36,870 in all were given pasteurised toned milk each 8 oz. on every school working day at 311 milk distributing centres in Municipal Schools. Snacks in the form of either Chiki (Toffee) or fruits (Chiku or Orange) were also given to these children to supplement the milk diet.

The Sunday Milk Scheme was inaugurated from 18th September 1955, under which children under 12 years of age, irrespective of whether schooling or not were catered with 8 oz. of toned pasteurised milk. The scheme was progressing and children ranging from 6,600 to 26,970 were catered with milk at 44 centres on Sunday only till the end of the year.

The total expenditure incurred on (1) Medical inspection and treatment of school children and (2) the milk scheme were approximately Rs. 84,511 and Rs. 8.28 lacs, respectively.

39. The Hospitals have a total accommodation of 314 beds, of which 186 are in the Small-pox unit, 128 in the General Unit, while 14 mosquito proof City Fever Hospitals. beds (Ward No. 8) were reserved for Yellow Fever cases. Except Tuberculosis and Leprosy, patients suffering from other infectious diseases are admitted to the Hospitals. The total number of patients during the year was 12,316 as against 12,304, 9,802 and 6,883 in the preceding three years, the daily average of admission being 428 as against 453, 356 and 229 in the preceding three years. Of the total number of patients, 2,191, 169 and 3,565, respectively, suffered from Enteric Fever, Small-pox and Diphtheria. The cost per patient per day was Rs. 7-14-8 as against Rs. 7-8-4 in the preceding year.

The total expenditure during the year was Rs. 12.36 lacs as against Rs. 12.42 lacs and Rs. 10.65 lacs in the preceding two years.

40. The bed accommodation in the Hospital continued to be the same as in the past year, viz., 550. The 550 beds were distributed amongst men, women and children patients as 365, 145 and 40, respectively. The accommodation was fully occupied throughout the year and about 30 to 40 per cent. extra patients had to be accommodated on the floor. The total number of inpatients admitted during the year was 21,732 against 20,895, 19,257 and 19,674, in the previous three years. The daily average number of in-patients was 718.9 against 692, 636.68 and 610.25 of the previous three years. The maximum number of in-patients on a single day was 792 as against 740 for the previous year, thus making their nursing and medical care extremely difficult. The average number of days each patient was resident was 12.04 against 11.71, 12.03 and 11.02 in the last three years. The total number of operations performed on in-patients was 9,750 against 9,734, 8,186 and 8,955 in the previous three years. The total number of patients treated during the year was 21,732 including 688 of the previous year as against 21,561 in the preceding year. Of these in-patients, 6,448 were cured, 9,134 were discharged or relieved, 4,345 left the hospital against medical advice or were otherwise discharged and 1,784 died (exclusive of 7 Still-born) leaving a balance of 709 at the end of the year. The average cost per in-patient per day was Rs. 8-3-11 as against Rs. 8-8-2, Rs. 8-12-6 and Rs. 8-15-11 in the previous three years. The average cost per in-patient admission showed a slight decrease being Rs. 96-12-7 as against Rs. 102-10-10, Rs. 108-0-4 and Rs. 102-1-2 in the preceding three years. Out of 1,784 deaths as many as 743 died within first 24 hours of admission, 309 after 24 hours but within 3 days and 732 after 3 days.

From the above statistics it is evident that there is extreme congestion in this Hospital although there are other medical institutions provided by the Corporation where congestion is equally heavy. It is reported that patients are accommodated on the floor as a matter of routine in most of our hospitals and the required hospital accommodation in the City is far below the normal requirements. The Standing Committee have to repeat the observation made by them in last year's review for intensive thought to be devoted for additional facilities being made available at the hospital so as to provide beds, nursing service, medical attention, surgical care, etc., according to pathological needs.

The total number of new out-patients treated was 1,75,145 against 1,82,265, 1,75,995 and 1,66,812 in the preceding three years, showing a decrease of 7,120, 850 and increase of 8,333 patients, respectively. The daily average number of new out-patients was 653.3 against 681.2, 657.6 and 620.5 in the previous three years, while the daily average number of out-patient attendance worked out to 2,053 against 2,145, 1,955 and 1,919.3, in the previous three years. The total number of out-patients attendance including casualty patients during the year came to 6,10,345 against 6,37,637, 5,79,505 and 5,70,742 in the previous three years. The highest number of out-patient attendance on any one day was 2,761 as against 3,016, 2,571 and 2,601 in the previous three years. While new outpatients admitted on a single day was 747 as against 799,703 and 691 in the previous three years. The total number of operations on out-patients during the year was 29,363 against 26,578, 20,339 and 23,147 in the previous three years. The average cost per out-patient attendance during the year was Rs. 1-5-1 against Rs. 1-4-2, Rs. 1-5-10 and Rs. 1-5-8 in the previous three years, while the average cost per out-patients admission was Rs. 3-4-7 against Rs. 3-3-2, Rs. 3-1-3 and Rs. 3-14-0 in the preceding three years.

The Poor Box Charity Fund from which relief was rendered to poor patients, continued to give relief and comforts to deserving patients which ordinarily could not be given out of the Municipal Fund. An amount of Rs. 52,893-15-0 as against Rs. 41,907-10-6 Rs. 33,734-11-0 and Rs. 36,547-9-0 in the previous three years was spent for affording relief to poor patients out of the Charity Fund. The total contributions during the year by way of collections from the out-patients, ward boxes, donations, etc., amounted to Rs. 34,012-13-9 as against Rs. 36,811, Rs. 44,721 and Rs. 41,700-6-9 in the previous three years.

The Gift Shop started for the convenience of patients continued to receive steady support resulting in a profit of Rs. 6,119-13-6 which was credited to Poor Box Fund. Similarly, the Physiotherapy Centre and School Occupational Therapy Centre and School, Prophylactic Immunization Centre, Family Health Centre, Pharmacological Laboratory, Ambulance Division, Recreation Room and Library for patients, and the Co-operative Credit Society carried on their work in their respective spheres satisfactorily.

The Medico-Social Service Department which was started in September 1954 continued to render valuable help to the needy patients. 885 patients from different departments of the Hospital were helped during the year. It helped much in finding out social, economic and environmental factors associated with the onset of diseases.

Dr. Jivraj N. Mehta Pharmacological Laboratory attached to the Hospital manufactured many injectables and carried on analytical work during the year.

A new Department known as 'Rehabilitation Department' was opened on 14th November 1955 in the premises of the Hospital for expansion of Rehabilitation services in all the institutions in Bombay area. The project is sponsored by the Government of India, the State of Bombay and the Bombay Municipal Corporation with the assistance of United Nations and the World Veterans Federation. The project will help build up permanent training and demonstration programme to serve the whole India and at a later stage other South East Asian countries.

The Neuro-Surgical Department started on 1st March 1955, worked well but had to be suspended due to resignation of Dr. R. G. Ginde of his post of Neuro-Surgeon.

The Blood Bank worked satisfactorily and during the year blood transfusion was given in 2,052 cases for which a sum of Rs. 18,805 was paid to the doctors from the Poor Box Charity Fund. A sum of Rs. 31,322 was received from the relatives of patients for the blood and plasma supplied.

Total expenditure incurred during the year for the maintenance of the Hospital was Rs. 27.22 lacs as against Rs. 27.61 lacs in the previous year.

41. The bed accommodation in the Hospital was raised from 300 to 350 in May 1955 and continued to be the same throughout the remaining part of the year. (300 non-paying and 50 paying). 16,926 patients were admitted during the year as against 15,528, 14,018 and 12,002 during the preceding three years. The highest number of inpatients on a single day was 435. The daily average number of in-patients was 387.6 as against 372.2, 350.5 and 339 in the preceding three years which shows an encouraging increase in the popularity of this institution. The average number of days each patient was resident was 8.35 days as against 8.7, 9.5 and 10.3 in the preceding three year.

The total number of in-patients treated was 17,308 including 382 of the previous year. Of the 17,308 in-patients, 10,673 were treated for medical and surgical complaints and 6,635 for maternity and gynaec complaints.

The total number of operations performed on in-patients was 5,190 as against 4,518, 4,013 and 2,641 in the preceding three years. The average cost per in-patient on diet per diem was Re. 0-15-6 as against Re. 0-14-6, Re. 0-15-5 and Re. 0-15-6 in the preceding three years.

The total number of new out-patients was 90,611 with a daily average of 292.29 as against 77,718 and 249.8 respectively, in the preceding year and 70,014 and 228.8 in the year preceding the last. The total number of out-patients attendance was 3.89 lacs with a daily average of 1,235.35 as against 4.26 lacs and a daily average of 1,369.2 in the preceding year and 3.26 lacs and a daily average of 1,065.5, respectively, in the year preceding the last. The largest number of out-patients attendance on a single day was 2,442 as against 2,452, 2,297 and 1,940 in the preceding three years. The total number of operations performed on out-patients was 6,223, as against 7,489, 4,499 and 3,220 in the preceding three years. 18,299 accident and other emergency cases were treated in the Casualty Department as against 17,300, 16,931 and 10,560 in the preceding three years.

The Paying Bed Scheme was started from 1st September 1951 and is working satisfactorily. The number of patients admitted in the General and Special rooms during the year was 1,329 as against 1,413, 1,337 and 921 in the previous three years. 267 major and 164 minor operations were performed on paying patients, as against 175 and 298, respectively, in the previous years.

The Pathological and Bacteriological investigations in respect of 35,075 in-patients and 12,632 out-patients were carried out in the Laboratory of the Hospital as against 44,791 and 27,215; 31,520 and 17,730; and 12,172, and 9,784, respectively, in the previous three years. 281 autopsies were also performed during the year.

The Research Department started in 1951 continued to work upto 31st December 1955 during which period enquiries with the problem of Anaemiamene period continued and 648 patients were investigated in that disease.

The Hospital has an up-to-date library with latest publications of modern medical science. 21 additional books on various subjects were purchased bringing the total to 443 books.

The Poor Box Fund at the close of the last year was Rs. 84,949 as against Rs. 74,804 in the previous year. During the year, a sum of Rs. 35,297 was collected in the Charity Boxes and by way of donations and the expenditure amounted to Rs. 21,414. A balance of Rs. 98,832 remained in the Poor Box Fund at the close of the year.

Nurses Training School.—14 students were admitted for training in midwifery course and all were declared successful.

This Hospital has been attached to the Topiwala National Medical College for clinic instructions to under-graduate students. The Hospital is also affiliated to the University of Bombay for post-graduate as well as under-graduate students. Post-graduate students are admitted for hospital practice on payment of a fee of Rs. 15 per mensem.

The Department of Anesthesia working in close collaboration with the other departments of Surgery, Midwifery-Gynaecology, etc., gave anesthesia in 7,417 cases during the year under report.

42. The Hospital has an accommodation for 330 beds distributed among men, women and children as in the last year. The accommodation was fully occupied throughout the year. There were often extra patients over the scheduled number in the Hospital. This placed extra pressure of work on the nursing staff and others, but it helped to afford the much needed relief to several urgent cases. The total number of in-patients admitted was 13,444, against 12,767, 12,113 and 11,450 in the previous three years. The daily average number of in-patients was 347.96 against 348.13, 322.27 and 295.22 in the previous three years. The highest number of in-patients treated on a single day was 395 against 394 in the previous year. On an average, each patient was resident for 9.45 days against 9.69 and 9.7 in the previous years. The total number of in-patients treated was 13,791 including the balance of 347 of the previous year of whom 6,971 were cured, 2,779 left the hospital against medical advice or were otherwise discharged, 938 died and 332 remained at the close of the year. The average cost per in-patient per day was Rs. 7-11-7 against Rs. 7-8-9, Rs. 8-6-4 and Rs. 8-2-10 during the preceding three years.

The total number of out-patients treated was 2,66,039 against 2,63,107, 2,43,429 and 2,15,259 in the previous three years and the average number of out-patients' attendance per day was 891.42 against 882.38, 814.87 and 719.36 in the previous three years. The highest out-patients attendance on a single day was 1,366 against 1,394, 1,250 and 1,078 in the previous three years. The highest number of new patients admitted on a single day was 480 and of the old cases treated was 906 during the year under report. The average cost per out-patient per day was Re. 0-13-4 against Rs. 0-11-7, Rs. 1-4-9 and Re. 1-0-0 during the preceding three years. During the year 4,582 and 5,197 operations were performed, respectively, on in-patients and out-patients against 4,849 and 4,820, respectively, during the last year.

The total expenditure incurred on the maintenance of the hospital amounted approximately to Rs. 13.71 lacs against Rs. 13.69 lacs, Rs. 12.29 lacs and Rs. 13.01 lacs in the preceding three years.

The total amount spent out of the Poor Patients' Fund in giving relief, which could not ordinarily be given out of the Municipal Fund, came to Rs. 25,507-0-6 while the total receipts amounted to Rs. 34,249-0-6, Rs. 2,124-8-0 were by way of donations and Rs. 13,916 by way of collections from the boxes kept in wards and out-door patients' departments.

Equipment required for the Blood Bank has been already purchased and staff for the Blood Bank appointed from July 1954. During the year under report all arrangements for collecting blood from donors and for typing of blood into groups and sub-groups have been completed.

During the year blood transfusion was provided for 1,217 cases, out of which in 404 cases blood transfusions were paid for from the Poor Patients' Fund.

During the year 88 student nurses were undergoing training at the Hospital. The Midwifery Class continued to function with the strength of 10 student nurses undergoing training. The Gastro-Enterology Department started functioning during the year. The Psychiatry Department which was started sometime back worked very satisfactorily and 2,188 patients were treated in that Department as against 1,222 in previous year. The Equipment worth Rs. 62,550 sanctioned for the second stage of the Cardiology Department by the Corporation was purchased during the year under report. The Corporation sanctioned during the year under report Rs. 77,500 for starting the Cardiac Surgery Department at this Hospital in stages, first stage of which will be taken in hand next year. The Occupational Therapy Department was started at the Hospital during the year under report and it is reported that it is progressing well.

During the year under report, various pharmaceutical firms offered donations for research on their products. During the year a Patient Welfare Committee was formed to devise ways and means for providing facilities to the patients in the Hospital.

43. During the year under report, 82 fresh admissions were made of students all of whom were single; out of these 2 came from outside India. They were nominated by the Government of India in the two Reserved Seats. Besides, 1 Licentiate was admitted for the condensed M.B. B.S., course. Of the 632 students on the roll against 666 in the previous year, 145 were lady students and 1.67 post-graduate and research students, against 133 and 171, respectively, in the previous year. Out of 554 students sent up for various examinations, 347 passed the whole examination against the corresponding figure of 593 and 355 of the previous year.

Number of male students residing in the Hostel during the year was 147, while the number of lady students accommodated in the Lady Students' Hostel was 28 as in the previous year. Income derived from the College and the Hostels by way of tuition fees, hostel rent, etc., was Rs. 1.69 lacs against Rs. 1.77 lacs, Rs. 1.90 lacs and Rs. 1.78 lacs in the previous three years, while the total expenditure amounted to Rs. 5.45 lacs (including payment of Dearness Allowance of Rs. 0.87 lac) against Rs. 5.03 lacs, Rs. 5.06 and Rs. 4.83 lacs in the preceding three years. The income derived from and the expenditure incurred on the Hostels were Rs. 20,656 and Rs. 33,713, respectively, as against Rs. 21,324 and Rs. 35,043 in the previous year. The gross and net cost per student worked out at Rs. 1,172.5 and Rs. 808.1, respectively, as against Rs. 1,015.8 and Rs. 658.2 in the previous year. The amount of fees received from the post-graduate students was Rs. 22,480 as against Rs. 23,870 in the previous year.

The Co-operative Society carried on its work satisfactorily with a share capital of Rs. 1.58 lacs.

The different departments of the College and the Hospital had, in addition to their normal teaching and departmental work, made some investigations. The K. E. M. Hospital and the Seth G. S. Medical College Research Society also started functioning during the year under report.

It is gratifying to note that the World Health Organization donated equipment worth 7,900 U.S.A. Dollars for the Physio Therapy Centre. The Council of Scientific and Industrial Research gave a substantial grant for continuing the Pharmacological Research Unit.

The progress of other activities like Library, Museum, Gymkhana, etc., was satisfactory.

44. The College had 346 under-graduate students on the roll at the close of the year, out of whom 68 were lady students. Besides, there were 75 post-graduate students including 10 lady students. During the year, 60 students were admitted. 7 students were admitted for condensed M.B., B.S., course. Out of 344 students sent up for various examinations, 199 passed during the year under report as against 389 and 228 students, respectively, for the preceding year. The number of male students residing in the College Hostel was 63. For want of accommodation, admission to the Hostel had to be refused to a large number of students. To overcome the shortage of hostel accommodation, plans and estimates for a new hostel building at Haji Ali Park with accommodation for 120 students were passed by the Corporation. Tender for the work was approved during the year under report. The construction work was held up for want of cement and is expected to be taken up shortly. Arrangements were made to accommodate female students at the Grant Medical College Hostel as no facility is available for them at this College.

The total expenditure incurred on the maintenance of the College amounted to Rs. 3.96 lacs against Rs. 3.59 lacs and Rs. 3.78 lacs in the preceding two years. A sum of Rs. 1.14 lacs was received from the State Government as a grant-in-aid for the year 1953-54 as against

Rs. 2.02 lacs for the year 1952-53 and Rs. 2.18 lacs for 1951-52. Government paid grant to this Institution from 1946 to 1950-51. The Government have, however, decided that the grant should be reduced progressively by 1/5 per annum so that after the next five years, *i.e.*, from the year 1955-56 no grant would be paid to the College. Thus during the year under report the College did not receive any grant from the Government and the Corporation will have to foot the bill *in toto*. The total income by way of tuition fees, hostel rent, etc., received amounted to Rs. 1.69 lacs against 1.77 and 1.90 lacs in the previous two years.

A new Department of Preventive and Social Medicine was started in January 1956. Dr. V. N. Panse, M.D., M.P.H., was temporarily appointed as Assistant Professor under whose guidance a survey of the labour quarters at Worli and Arthur Road was made to initiate Comprehensive Medical Care and Family Health Advice Schemes.

45. During the year under report, the College had 76 Dental Chairs, 52 Dental Units, 2 Dental X-Ray Machines as against 87 Chairs, 46 Dental Units and X-Ray Machines in the previous year. Besides, the College had other equipment to give dental treatment and tuition in dentistry on modern lines. There were 138 students including 22 lady students on the roll as against 137 and 19, respectively, in the previous year. 24 students including 3 lady students appeared and passed the Diploma Examination as against 22 and 3, respectively, in the preceding year. The College Diploma is recognised not only by the State and the Union Governments but also by leading Institutions in the line in the U.S.A., the U.K., and other foreign countries. The College also runs a Dental Clinic where all types of dental treatment—silver, gold and cemen-fillings, artificial sets of teeth, regulation of teeth, etc., is done by charging nominal fees. During the year 62,944 patients (35,945 males, 16,924 females, 10,075 children) were treated as against 64,154, 62,283 and 51,247 in the preceding three years. The total expenditure incurred was Rs. 2.15 lacs as against Rs. 1.17 lacs, Rs. 1.64 lacs and Rs. 1.52 lacs in the previous three years and the total realisations by way of fees from students and patients were Rs. 76,881-10-0 against Rs. 78,824, Rs. 73,226 and Rs. 63,015, during the previous three years.

The Academic Council looked after the academic affairs of the College and the Advisory Board which conducts Final L.D.Sc. Diploma Examination, etc., continued to function during the year under report, as before. Since June 1954, the College is affiliated to the Bombay University for B.D.S. Degree in Dentistry. Almoner service was rendered from the Poor Box Fund to poor deserving patients in the shape of supplying sets of artificial teeth, vitamins and penicilin injections, etc.

46. At the close of the year there were 2,12,605 pupils in 450 schools and 79 classes in Greater Bombay, the number in the City being 1,74,537 pupils in 352 schools and 45 classes and in the Suburbs, 38,068 pupils in 98 schools and 34 classes. The corresponding figures for the previous year were 1,96,862 pupils in 447 schools and 64 classes in Greater Bombay, which was made up of 1,63,718 pupils in 351 schools and 40 classes in the City and 33,144 pupils in 96 schools and 24 classes in the Suburbs. Thus, during the year, there was a net increase of 15,743 pupils in Municipal schools. The highest number on roll was 2,27,934 at the end of September 1955. The number came down to 2,12,605 at the end of March 1956. The average number of pupils throughout the year was 2,09,301, 1,72,333 in the City Schools and 36,968 in Suburban Schools. The total number of teachers (permanent and non-permanent) in Greater Bombay at the end of the year was 5,783 of whom 5,532 were ordinary and 251 special teachers, as against 5,289 teachers of whom 5,040 were ordinary and 249 special teachers in the preceding year. Out of 5,532 ordinary teachers, 4,445 were permanent and 1,087 were temporary, as against 5,040 ordinary teachers, of whom 4,260 were permanent and 780 temporary in the previous year. The percentage of trained teachers was 88.9 in the City and 85.3 in the Suburbs, as against 87.8 in the City and 83.2 in the Suburbs in the preceding year.

The 'Class Room Formula' to determine the number of teachers which was adopted in the preceding year was continued during the year under report. It was decided to fix the number of teachers according to number of class rooms in actual use (including rooms used twice in double session schools) so as to ensure one teacher for each class. The prevailing basis of granting additional teachers to larger schools was also revised, so that only one additional teacher was given to a school having an average attendance of 500 or more pupils. The provision of leave reserves which was formerly 10 per cent. was reduced to 7½ per cent.

The 'Class Room Formula' was still under the examination of the Sub-Committee of the whole of the Education Committee at the close of the year.

This scheme, it may be recalled, was introduced temporarily and on an experimental basis for the improvement of a group of schools, at the suggestion of Shri H. D. Gaokar, *ex-Chairman* of the Education Committee for the preceding year. The Worli area was selected and 8 Marathi schools with a total of 5,397 pupils and 117 teachers were covered. The Scheme which was prepared

and implemented as an experiment envisaged an overall improvement in pupils and teachers of the schools covered. The Schools were put in charge of an Inspector guided by a General Committee and assisted by a Consultative Committee of Head Teachers of the schools concerned for its implementation. A close check on the day to day work of the categorized teachers of the schools was kept and a record of their work was also maintained. Regular guidance was given to the teachers showing low efficiency by planning 'model lessons' and arranging 'Teachers' meetings' for discussing problems of division of syllabus, class management, methods of questioning, use of text books, rapid readers, etc. Special attention was given to all pupils grouped below normal. With a view to co-operatively tackling the problem of discipline and inculcating habits of obedience, order, cleanliness, courtesy, etc., Prefect System, First Aid and *Safai* (Cleanliness) Corps were introduced in all the schools. School debating societies, inter-school debates, cooperative stores, school magazines, planned excursions and nature study visits, scouting and games were continued to be encouraged and were followed up by follow up work in oral or written composition. For fostering healthy competition amongst students of these selected schools, 'School Parliament' and 'House' systems were introduced. As a result of the implementation of the Scheme, the schools remained very busy in their creative activities throughout the year.

As in the past, the syllabus of studies was divided up month by month and distributed to the schools. Teaching aids were supplied to Schools and additional teaching aids, such as, maps, charts and models were prepared by the teachers themselves. Instead of Fortnightly tests, monthly tests were continued to be taken of pupils of Standards IV to VII and weekly tests of those of Standards I to III. The rules for Double Promotion examination were revised this year, so as to encourage really extraordinarily bright pupils. In a Double Promotion examination in all 589, *i.e.*, 92.9 per cent. pupils out of the total of 634 who appeared, were successful and promoted from 1st August 1954.

In all 10,083 pupils (8,902 from City and 1,181 from Suburbs) from Municipal schools, appeared for the Primary School Certificate Examination 1955 and 46 per cent. of them (45 per cent. from City Schools and 46 per cent. from Suburban Schools) were declared successful.

Some of the main factors which hampered *inter alia* the progress of pupils were largeness of certain classes, lack of suitable buildings, inadequate facilities to pupils to study at home and economic conditions of the parents, resulting in irregular attendance of their wards.

Schools with big-class rooms sometimes had 60 to 65 pupils in a class rendering it unwieldy and unmanageable for the teacher. The standard of education suffers and especially it is so in case of schools run in hired residential premises. The evils of double shifts, etc., raise the question of adequate accommodation for schools and it is hoped that an exhaustive programme of new school building construction which has now been taken up will go a long way in improving the situation to a considerable extent in the next few years.

The existing curriculum for Standards I to VII recently revised by Government came into force this year and is being followed in Municipal Schools from June 1955. No new text books were prescribed by Government for teaching subjects of Drawing and Copy Book Writing and teachers found it difficult to do justice in their work.

The Rahimtoola Currimbhoy Urdu Training Institute for Lady Teachers continued to function as usual with 42 pupil teachers under training in the I Year and 39 in the II Year. 37 Trainees of the I Year Class were promoted to the II Year Class. Out of 39 Trainees of the II Year Class, 30 (*i.e.*, 76.9 per cent.) were successful at the Primary Teachers' Certificate Examination, failures being due to the regional language.

The number of Municipal owned buildings at the end of the year was 70 of which 35 were in the City and 35 in the merged areas, the respective figures at the beginning of the year being 65 (31 in the City and 34 in the Suburbs). The new buildings at Sion, Naigaum, Shantinagar and Mahalaxmi in the City and those of the Village Municipal Marathi School, Kurla, and on the reclaimed Tank land at Juhu were completed and brought into use during the year under report. The rest were housed in rented buildings.

The unsatisfactory condition of rented buildings costing the Corporation Rs. 7,00,000 by way of annual rent continued to be a great handicap especially for want of proper and timely repairs on the part of the reluctant landlords thereof. Though the Department is alive to the urgency of the problem, much still requires to be done in this direction and the Standing Committee hopes that better results will be shown in this matter in the next few years.

The Corporation continued to impart vocational education. There were 23 Municipal Vocational Upper Primary Schools, as against 22 in the previous year preparing pupils for Primary School Certificate Examination with the subject of craft as one of the compulsory

subjects. Carpentry and tailoring are also taught in these schools. Other subjects taught are sewing, embroidery, tailoring, printing, repairing of clocks, sign-board painting, carpet weaving, book-binding, etc. In all 3,281 pupils were attending these classes, out of whom 2,901 received instruction in Carpentry and Tailoring.

At the close of the year there were 293 Aided Schools in Greater Bombay (227 in the City and 66 in the Suburbs) as against 290 and 291 in the previous two years. The number of pupils in these aided schools was 70,182 as against 67,344 and 73,771 in the previous two years. The number of recognized schools not receiving grant-in-aid was 43 with about 7,946 pupils as against 43 and 29 with 8,452 and 6,082 pupils in the previous two years.

The total number of teachers in Aided Schools including 441 special teachers was 2,698 as against 2,862 in the previous year. The rate of maximum admissible expenditure per pupil per annum in respect of the Aided Schools continued to Rs. 47. The total amounts of grants assessed as per Rules in favour of the Aided Schools (including four Special Institutions of Primary Section of the English Teaching Schools) for the year under report amounted to Rs. 7,19,069 for the City Schools and Rs. 1,92,534 for the Suburban Schools as against the corresponding figures of Rs. 5,95,411 and Rs. 1,50,665 of the previous year. The grants assessed were subjected to suitable cuts in respect of certain Schools, as per the 'means' test as was done in previous years taking into consideration their sources of income by way of fees, etc. The amount of grants sanctioned to be paid to the Aided Schools exceeded the amount for the previous year by Rs. 82,549.

The average cost per pupil calculated on the total number of pupils on the rolls in the Aided Schools worked out to Rs. 75.6 in the City and Rs. 55.3 in the Suburbs, as against Rs. 71.5 and Rs. 65.7 in the last year. The average cost per pupil to the Corporation by way of grant was Rs. 7.7 and Rs. 7.2 for the City and Suburbs, respectively, as against Rs. 7.5 and Rs. 9.1 respectively, in the preceding year. Grants-in-aid for 1955-56 in favour of English Teaching Schools were assessed on the basis of expenditure on all the pupils of English Teaching Schools on those Indian Christian public children only who claimed English to be their mother tongue.

A revised Grant-in-Aid Code has been prepared and is under the consideration of the Education Committee.

As required by Rule 5 of the Rules framed by Government under Section 18 of the City of Bombay Primary Education Act of 1920, as amended up-to-date, a Census of non-attending children of school-going age was taken early in 1955. The census revealed 33,500 non-attending children of compulsory age and 12,623 children below 6 years of age.

Physical Education was imparted in almost all schools on the lines of the curriculum laid down by Government with suitable adaptations. The number of pupils taking physical education was 2,05,332 out of 2,12,605 as against 1,88,987 and 1,96,862 in the previous year. Mass Drill displays were also held and about 1 lac children from Municipal schools participated in a mammoth rally in honour of the arrival of Marshal Bulganin and Shri Khrushchev, Soviet Leaders. Annual sport were also held as usual.

The Municipal Boy Scout and Girl Guide Associations functioned vigorously as heretofore. The usual activities, such as, week-end camps, social work, etc., were carried out during the year. The Bharat Scouts and Guides have after a protracted negotiations since 1951 agreed to the formation of a separate Divisional Organization of Municipal scouts and guides. This still no doubt gives an added filip to the progress of the movement. The National Scout Week and the Annual Scouts Sports and Rally were also held as usual.

A unique feature of the Education Department is the Central Library for City teachers. During the year the library contained 18,359 books as against 18,029 in the previous year and a good number of teachers took advantage of the same. The daily average attendance in the library was satisfactory.

The School Health Service under the Executive Health Officer was continued as before for the benefit of the children of Municipal Primary Schools. Medical examination of 56,114 pupils reading in Standards I and III as well as those from Standards II and IV not examined in the previous year, was taken by the Medical Inspection Department during the year. Free medical treatment was given at the Municipal Dispensaries and at the Central School Clinic at the K. E. M. Hospital and at the various vaccination centres. Free milk was supplied to about 45,000 undernourished children in the year. The Milk Scheme was extended to the children of suburban schools during the year and 8,880 children of suburban schools received their supplies of milk and snacks in Suburbs during the year under report.

Various extra-curricular activities, such as, Vacation Libraries in summer vacation, *Sharad Utsav*, School Anniversaries, Excursions, Co-operative stores and Exhibitions were carried on as usual during the year under report.

The average annual cost per pupil in the City Schools calculated on the number of pupils on rolls was Rs. 73.06 as against Rs. 72.1 and Rs. 73.8 in the previous two years and the average cost per pupil on rolls in the suburban schools was Rs. 58.3 as against Rs. 55.9 and Rs. 62.1 in the previous two years.

The Income Side of the Education Fund is more or less fixed. The Corporation's contribution is restricted and also the Government grant. Other sources contribute a very negligible amount to the total receipts of the Education Fund. Hence, with inelastic sources of revenue on one hand and ever increasing demands for more and better equipped schools and educational facilities for the increasing population on the other, the Corporation find it very difficult day by day to cope with even the urgent needs of the Primary Education Department. Unless, therefore, the Income Side is substantially augmented by increased contributions either from the Corporation or the Government, there will be no alternative but to consider seriously the proposal of levying an Educational Cess for effecting a substantial increase in the revenue.

An experiment in teaching on progressive lines was started during the year under report, in the Municipal Ghatla Marathi School, situated in a small village in Trombay. The teachers are encouraged and given a free hand to employ any method they think good and effective and to organise the school on any lines they think best, provided inspection and careful evaluation prove the result satisfactory. This has resulted in the teachers preparing their own teaching aids, charts and cards through which Language and Arithmetic are taught. There is a library and a Nature Corner at the School.

The Research Unit started functioning from 6th July 1955 for implementing the suggestions contained in Shri R. V. Parulekar's Report on the Bombay City Education System. Problems bearing on non-attendance of children of compulsory age in Primary Schools are being studied and investigated into with this end in view. It is difficult to study intensively a vast area like Greater Bombay but to begin with, a sample survey of the compulsory group of children in a population of 10,000 persons in the Worli area was undertaken during the year under report. The object of the survey seeks to estimate the percentage of compulsory school-going age children to the population in the area and other co-related problems. An Advisory Committee consisting of eminent educationists was appointed to guide the Research Unit. An *interim* report has already been made to the Education Committee and it is hoped the Commissioner will submit a comprehensive report of its findings as they would give necessary data to the Corporation to go ahead in this nation building activity on scientific lines.

47. During the year under report 84 tons of paper were purchased from Messrs. The Municipal Printing Press. Deccan Paper Mills Co., Ltd., at Government controlled rates. In addition to this, 40 tons of foreign bleached and Indian Paper were purchased locally. Besides execution of the increasing printing work of all Municipal Departments, the Press also undertook numerous printing jobs of the B. E. S. & T. Undertaking, the total number of jobs being 8,622 and number of pages printed being 35,925 as against 8,538 and 33,993 in the preceding year, those for the B. E. S. & T. Undertaking accounting for 51 and 2,842 and 209 and 2,591, respectively. The total quantity of paper consumed during the year under report was 191½ tons as against 176½ tons and 174½ tons in the preceding two years.

The transactions of the Press for the year closed with a surplus of Rs. 6,543 lacs, on the total turnover of Rs. 9.63 lacs, against the surplus of Rs. 3,043 and the turnover of Rs. 8.39 lacs and Rs. 8.33 lacs for the previous two years. The labour staff as on 29th February 1956 consisted of 237 workers against 236 and 220 on the same date in the last two years. The work of implementing the recommendation of Messrs. Ibcon, Ltd., on the reorganisation of the Press continued during the year under report.

48. During the year under report the department continued to attend to contested matters and other legal proceedings in the High Court, City Civil Court, Legal Department. Small Causes Court and Police Courts as also to other legal matters. During the year, the department received 7,280 files, against 7,406 and 7,791 files in the previous two years, addressed 1,678 letters against 1,390 and 3,050 letters in the previous two years to outside parties or their legal advisers and gave opinions on different departmental matters and advices on 158 documents against 162 and 136 documents, in the last two years. The report contains figures of High Court and City Civil Court suits as well as number of documents, such as conveyances, leases, etc. that were completed.

The income by way of costs recovered amounted to Rs. 26,513-10-6 and expenditure to Rs. 79,877-8-1 as against Rs. 28,124-3-0 and Rs. 77,247-14-0, respectively, in the preceding year.

49. As in the previous year, 10 Trade Unions represented Municipal employees with a total membership of 13,817 against 12,892 in the preceding year. The total number of labour staff employed was 27,246 as against 26,302 persons in the previous year.

The Standing Committee is pleased to note that during the year under report, labour relations remained quite congenial and there was no appreciable dislocation of work at any time. During the year under report in all eleven Joint Councils functioned satisfactorily more or less on the lines of the Whitley Councils of Great Britain. The sphere of work of these Councils was elastic enough to allow discussions and recommendations on all matters pertaining to conditions of service.

The Labour Officer dealt with 1,627 complaints as against 1,773 in the previous year, regarding service conditions, promotions, transfers, etc. Of these complaints, 1,021 were redressed, 497 found not genuine and 109 were pending at the close of the year.

The recreational, educational, hygienic and other cultural activities, indoor as well as out-door, organized by the Welfare Branch of the Department for the benefit of about 6,000 Municipal workers and their dependents were conducted vigorously at 22 Labour Welfare Centres and 2 sub-centres. The maternity unit attached to the Chembur Welfare Centre continued to do its useful work and medical treatment, wherever necessary was given by the Welfare Organization. 4,380 cases were treated at the Unit during the year under report as against 4,717, 2,848 and 3,626 in the preceding three years.

Implementation of the two Labour Welfare Schemes in the shape of granting (i) scholarships to children of Municipal employees and (ii) medical assistance to them, sanctioned by the Corporation, continued to be entrusted to the Labour Department. Out of 188 applications received for scholarships, 143 eligible scholars were awarded scholarships at a total cost of Rs. 18,000. 244 applications were received for medical assistance and help aggregating to Rs. 13,270 was given in 235 deserving cases. The Labour Officer also made arrangements to get the applicants admitted whenever necessary in different Municipal Hospitals for treatment.

In addition, the Labour Officer also attended the hearing of day-to-day offence reports of the Municipal Hospitals, Conservancy Department and Fire Brigade Staff.

50. The Public Relations Department under the administrative control of the Municipal Commissioner came into existence from 6th February 1956 in pursuance of Corporation Resolution No. 402, dated the 25th June 1956. Its work covered to a certain respect that handled by the Propaganda Section and the Ward Officers, dealing with publicity and propaganda and liaison work, respectively. Both the above Sections were integrated into the Public Relations Department with certain additions and alterations made in the new set-up.

The Publicity Section disseminated knowledge on health, hygiene and clean living among the citizens through posters, leaflets, health exhibitions, film shows, meetings, etc. The Section also helped the Vaccination and Inoculation work of the Public Health Department and organized Health Weeks and cleanliness campaigns. This Section prepared and distributed health education material by posters, leaflets, show-cards, models, etc., and maintained a Public Health Museum at Princess Street and Health Stalls and Civic Sense Gallery at Victoria and Albert Museum. The Publicity Section also carried out special activities like sending Itinerary Exhibits to Municipal schools, producing documentary films on health and displaying hoardings on Civic sense on public conveniences and tram cars, in addition to other normal activities. The complaints from the public about Municipal administration were dealt with by Ward Officers, which with the inauguration of the new Department are handled by Assistant Public Relations Officers on their daily rounds and are followed up to see that they are attended to by the departments concerned.

51. The Bombay Civic Journal, accredited organ of the Corporation, completed two years at the end of February 1956.

The Journal has been publishing regular features as also special articles from prominent citizens and authorities on various topical subjects in pursuance of its policy of promoting civic progress and enlightenment and the ideal of active, intelligent and creative citizenship. During

the year under report, changes calculated to give better appearance, layout and typography were introduced. The title design was modified along with the adoption of the new civic emblem. The earlier 2 column display was replaced by one of three columns for better eye-appeal and the use of photographs to greater advantage. A slightly smaller series of type came to be chosen to accord with the new display which enabled a larger bulk of matter to be taken on each page.

The main features of the material published in the Journal are objective recording of deliberations and activities of the Corporation and its Departments as also of the B. E. S. & T. Undertaking and associated institutions, citizens' view point on subjects of civic interest and on current issues before the Corporation, new plans or projects sponsored by the Corporation, glimpses of old Bombay and a summary of activities of local bodies all over the country, etc.

The first annual number, was published in April 1955. In November 1955, a special issue of the Journal was brought out on the occasion of Diwali. The Journal has come to establish itself as a useful medium for the dissemination of information on civic matters.

It is hoped the financial aspect of the publication will be given greater thought and the present deficit will be wiped out within a few years, efforts to increase its circulation being the *sine quo non* to achieve the objective with which the Journal was started.

MUNICIPAL CORPORATION OFFICE, }
BOMBAY, 16th January 1957. }

P. G. KHER,
Chairman,
Standing Committee.

* Paragraphs 52 to 66 of the Review of the Standing Committee relate to the Administration Report of the Suburbs.

ADMINISTRATION REPORT OF THE MUNICIPAL COMMISSIONER FOR GREATER BOMBAY FOR THE YEAR 1955-56

CORPORATION, STANDING COMMITTEE, IMPROVEMENTS COMMITTEE AND THE EDUCATION COMMITTEE

CORPORATION

Shri Narsingrao C. Pupala, was elected Mayor at the Meeting of the Corporation, held on the 4th April 1955. Shri Pupala having tendered resignation of the office of the Mayor on 7th February 1956, Smt. Sulochana M. Modi, was elected Mayor at the Meeting of the Corporation held on the 23rd February 1956 and she held that Office for the remaining period of the year.

2. One hundred and thirty two Meetings of the Corporation including nineteen Special and Adjourned Special Meetings and ninety Meetings of the Committees and four Meetings of the Sub-Committees, other than those of the Standing Committee, the Improvements Committee and the Education Committee were held during the year. Councillors also attended seven Receptions for presenting Civic Addresses to (1) Shri Chintaman D. Deshmukh, Union Finance Minister, (2) His Excellency Dr. Mohamed Hatta, Vice-President of the Republic of Indonesia, (3) His Majesty King Mahendra Bir Bikram Shah Deva, King of Nepal, (4) Their Excellencies, Mr. N. A. Bulganin, Prime Minister of the Union of Soviet Socialist Republics and Mr. N. S. Krushchev, Member of the Presidium of the Supreme Soviet of the U.S.S.R., (5) His Majesty King Saud Bin Abdulaziz Al-Saud, Sovereign of Saudi Arabia, (6) Their Majesties the Shah and the Queen of Iran and (7) Admiral the Earl Mountbatten of Burma. They also accorded seven Civic receptions to (1) Pandit Jawaharlal Nehru, Prime Minister of India, (2) Right Honourable Sir John Latham, Chairman of the Australian Committee for Cultural Freedom, (3) Shri V. K. Krishna Menon, India's Representative at the U.N.O., (4) Smt. Indira Gandhi, (5) Madame Soong Ching Ling, Vice-Chairman of the Standing Committee of National People's Congress of China, (6) Artistes participating in Sur-Singar Samsad's 4th Swami Haridas Sangeet Sammelan (Dance-Music Festival), and (7) Dr. Franz Blucher, Deputy Prime Minister of the Federal Republic of Germany.

3. The changes that took place in the personnel of the Corporation during the year under report were as follows :—

(i) Shri Premchand V. Mehta, died on 17th April 1955.

(ii) The following Councillors resigned their seats on the Corporation with effect from the dates shown against each of them :—

Serial No.	Name	Date of Resignation
1	Shri R. K. Achrekar	.. 27-1-1956.
2	Dr. D. L. Anande	... Do.
3	Shri K. M. Chougule	... Do.
4	Shri B. R. Sunkersett	... Do.
5	Shri N. D. Kadam	... Do.
6	Shri N. B. Ganji	... Do.
7	Shri G. B. Mahashabde	... Do.
8	Shri G. S. Kanthi	... Do.
9	Shri H. D. Gaokar	... 28-1-1956.
10	Shri Prabhakar Hari More	... Do.
11	Shri Dinkar D. Desai	... 30-1-1956.
12	Shri M. V. Donde	... Do.
13	Shri V. K. Tembe	.. Do.
14	Dr. U. J. Mankar	... Do.
15	Shri P. S. Paralkar	... Do.
16	Shri S. D. Palekar	... Do.
17	Shri H. K. Sowani	... 30-1-1956.
18	Shri P. D. Shigvan	.. Do.
19	Shri G. S. Bagwe	... Do.
20	Shri D. G. Mahajani	... Do.
21	Shri V. A. Shenoy	... Do.
22	Dr. S. G. Patel	... Do.
23	Shri V. S. Velinkar	... Do.

Serial No.	Name.	Date of Resignation.
24	Shri Y. B. Kunder	... 30-1-1956.
25	Dr. Bhal S. Patil	... Do.
26	Shri M. Harris	... Do.
27	Dr. P. V. Mandlik	... Do.
28	Shri Ram Joshi	... Do.
29	Dr. A. R. Rangnekar	... Do.
30	Shri H. D. Misra	... Do.
31	Shri M. N. Munshi	... Do.
32	Shri S. A. Dhurandhar	... Do.
33	Dr. D. S. Munagekar	... Do.
34	Smt. Vasanti N. Shroff	... Do.
35	Shri L. H. Kanhere	... 31-1-1956.
36	Shri Naushir C. Bharucha	... Do.
37	Smt. Kamal P. Padhye	... 3-2-1956.
38	Shri S. B. Pawar	... 8-2-1956.
39	Shri Y. S. Goad	... Do.
40	Dr. R. B. More	... Do.
41	Shri G. L. Patil	... Do.

STANDING COMMITTEE

4. Shri G. B. Mahashabde, was elected Chairman of the Standing Committee, at the Meeting, held on the 6th April 1955. He resigned that office from 27th January 1956.

Dr. P.D. Daftary was elected Chairman of the Standing Committee at the Meeting, held on the 6th February 1956, and held that office for the remaining period of the year.

5. The changes that took place in the personnel of the Standing Committee during the year were as follows :—

(i) Dr. M. G. Mahimtura was elected a Member of the Standing Committee, for the period ending 31st March 1956 *vice* Shri G. B. Mahashabde, *resigned*.

(ii) Shri R. H. Chemburkar, Shri H. K. Joshi, Shri I. M. Merchant, Dr. K. G. Patil, Shri Pratapsingh Lakshmidas and Shri P. U. Upadhyaya were elected Members of the Standing Committee for the remaining period of the year 1955-56 *vice* Shri R. K. Achrekar, Shri M. V. Donde, Shri H. D. Gaokar, Shri M. Harris, Shri V. K. Tembe and Shri V. S. Velinkar, *resigned* from the Corporation.

6. Major S. R. Bamji, F.C.R.A., F.R.S.A., F.C.I., M.B.E., became an *ex-officio* Member of the Standing Committee, from the 3rd February 1956, by virtue of his appointment as the Chairman of the Education Committee, from that date, for the remaining period of the year 1955-56.

7. Fifty-nine regular Meetings including Adjourned Meetings and Eighteen Special Meetings including Adjourned Special Meetings were held during the year.

8. There were 38 attendances of the Members of the said Committee for audit of Municipal accounts and 72 for signing of Cheques.

IMPROVEMENTS COMMITTEE

9. Shri P. V. Mehta, was elected Chairman of the Improvements Committee, at its Meeting held on the 12th April 1955. He however, died on 17th April 1955.

Dr. Simon C. Fernandes was elected Chairman of the Improvements Committee at their Meeting held on the 3rd May 1955, for the remaining period of the year 1955-56.

10. The only change that took place in the personnel of the Improvements Committee during the year, was as follows :—

Shri Jayantilal L. Lathi and Shri B. D. Tammal were elected Members of the Improvements Committee for the period ending 31st March 1957, *vice* Shri G. S. Kanthi and Shri P. S. Paralkar, *resigned* from the Corporation.

11. Twenty one Ordinary Meetings including Adjourned Meetings; Three Special Meetings and five Meetings of the Sub-Committee of the whole of the Improvements Committee were held during the year.

EDUCATION COMMITTEE

12. Shri B. R. Sunkersett, B.A., was elected Chairman of the Education Committee, at their Meeting, held on the 7th April 1955. He vacated that office from 27th January 1956, due to his resignation from the Corporation.

Major S. R. Bamji, F.C.R.A., F.R.S.A., F.C.I., M.B.E., was elected Chairman of the Education Committee for the remaining period of the year 1955-56, at their Meeting held on the 3rd February 1956.

13. The following changes took place in the personnel of the Education Committee during the year :—

(i) Shri P. H. Vora, was elected on the Education Committee for the period ending 31st March 1957, *vice* Shri B. R. Sunkersett, *resigned*.

(ii) Shri N. Y. Bandukvala and Shri N. D. Vakharia were elected members of the Education Committee for the remaining period of the year *vice* Shri M. V. Donde and Shri Ram Joshi, *resigned* from the Corporation.

14. Fifteen regular Meetings including Adjourned Meetings and fourteen Special Meetings including Adjourned Special Meetings and one Meeting of the Sub-Committee of the whole of the Education Committee were held during the year.

CORPORATION AND STANDING COMMITTEE OFFICE

(a) Shri P. R. Mullaferoze, B. Com., F.C.C.S., continued to hold the Office of the Municipal Secretary till 29th February 1956. Shri Mullaferoze proceeded on leave preparatory to retirement from 1st March 1956 and Shri M. V. B. Jayakar, B.Sc., was appointed to act as Municipal Secretary in the leave vacancy.

(b) No circumstances arose in the Department in which it was necessary to invoke the provisions of the Municipal Servants' Act 1890.

(c) There was no award of any adjudication during 1955-56.

LIST OF THE MEMBERS OF THE CORPORATION WHO HELD OFFICE AS ON 31st MARCH 1956

SMT. SULOCHANA M. MODI, M.A., *Mayor*.

DR. P. D. DAFTARY, L.C.P.S. (Bom.), *Chairman, Standing Committee*

DR. SIMON C. FERNANDES, M.B., B.S., *Chairman, Improvements Committee.*

MAJOR S. R. BAMJI, F.C.R.A., F.R.S.A., F.C.I., M.B.E., *Chairman, Education Committee.*

SHRI V. N. DESAI, B.A., *Chairman, B. E. S. & T. Committee.*

BANDUKVALA, SHRI N. Y.
BHANDARE, SHRI R. D., M.A., LL.B.
BORICHA, SHRI P. H., B.A., L.S.G.D.
BORKAR, SHRI K. L.
BROKER, SHRI K. M.
CHARI, SHRI K. R.
CHEMBURKAR, SHRI R. H.
CHIPLUNKAR, SHRI S. D.
CHOKSY, SHRI M. D.
DARUVALA, SHRI JEHANGIR D., M.Soc.C.E. (France), ASSOC.
M. INSP. C.E., F.I.S.E., M.I.E. (India), M.R. San. I.
DESAI, SHRI GANPATISHANKAR N.
DESAI, SMT. MANIBEN N., G.A.
DESAI, SHRI S. S., B.Sc., B.T.
DEVURKHKAR, SHRI D. D.
DHARIA, SHRI K. S., B.A., LL.B. (Hons.), (Lond.),
BARRISTER-AT-LAW.
DHORAJIWALA, SHRI M. A.
DIAS, DR. P. A., L.M. & S.
DINA, SHRI A. S.
D'SOUZA, DR. J. LEON, M.B., B.S.
DESOUZA, DR. MENINO, M.D., B.Sc. (Bom.).
GANATRA, SHRI R. K.
GANI, SHRI KEHARSINGH DAYALSINGH.
GULAM NABI HAJI ABDUL REHMAN, SHRI.
HAFIZKA, SHRI A. K.
HARDIKAR, SHRI R. K.
ISMAIL KHAWAJA HUSAIN, SHRI.
JADHAV, SHRI R. A.
JOSHI, SHRI H. K., BARRISTER-AT-LAW
JOSHI, SHRI J. K.
KHATAL, SHRI M. A.
KHER, SHRI P. G., B.A., LL.B.
KHOPKAR, SHRI M. S.
KHWAJA, SHRI GULAM JILANI SADRUDDIN.
KOTHARI, SHRI J. K.
KOTHARI, DR. V. A., L.M. (Dublin).
KULKARNI, DR. R. N.
LATHI, SHRI JAYANTILAL L.
LATIF, SHRI FATEHMOHAMED.

MADHAVAN, SHRI M.
MAHIMTURA, DR. M. G.
MALLA, SHRI T. M.
MANAY, SHRI G. K.
MATKAR, DR. W. S., L.C.P.S.
MEHDI RAJABALLY, SHRI.
MEHER, SHRI J. S.
MEMON, SHRI A. U.
MERCHANT, SHRI IBRAHIM M.
MOTWANE, SHRI NANIK G.
NANDI, DR. B. K., M.Sc. (Cal.), Ph. D. Tech. (Manch.),
A.R.I.C. (Lond.).
PARIKH, SHRI M. P.
PATEL, DR. C. P., M.D. (Bom.), D.T.M. & H. (Lond.).
PATEL, SHRI DAHYABHAI V.
PATIL, DR. K. G., D.A.S.F. (Bom.).
PEERBHOY, SHRI YUSUF S.
PODDAR, SHRI G. S.
POHUJA, SHRI D. C.
PRABHOO, SHRI M. S.
PRATAPSINGH LAKSHMIDAS, SHRI
PUPALA, SHRI N. C.
PUPALA, SHRI P. S.
SALEBHOY ABDUL KADER, SHRI, M.L.A.
SHAH, SHRI JIVRAJ B.
SHAH, DR. N. N., L.C.P.S. (Bom.)
SHAIKH, SHRI A. V.
SHARMA, SHRI J. S.
SIKANDAR, SHRI M. F., B.A., LL.B.
SINGH, SHRI DUDHNATH.
TAMMAL, SHRI B. D.
THAKARE, SHRI S. M.
UPADHYAYA, SHRI P. U.
VAKHARIA, SHRI N. D., B.Com., LL.B.
VANIA, SHRI D. D., B.A., LL.B.
VORA, SHRI P. H., M.A., LL.B.
WADIA, DR. S. R., M.B., B.S., M.F. (H), (Lond.).
WORLIKAR, SHRI V. B.
YADAV, SHRI R. R.
ZAVERI, SHRI SHANTILAL P.

SHRI P. R. NAYAK, I.C.S., COMMISSIONER; AND SHRI M. V. B. JAYAKAR, B.Sc., Ag. SECRETARY.

**LIST OF MEMBERS OF THE STANDING COMMITTEE WHO
HELD OFFICE AS ON 31st MARCH 1956**

DR. P. D. DAFTARY, (*Chairman*).
MAJOR S. R. BAMJI
SHRI P. H. BORICHA.
SHRI R. H. CHEMBURKAR.
SMT. MANIBEN N. DESAI.
SHRI A. K. HAFIZKA.
SHRI R. K. HARDIKAR.
SHRI H. K. JOSHI.
SHRI P. G. KHER.

DR. M. G. MAHIMTURA.
DR. W. S. MATKAR.
SHRI I. M. MERCHANT.
SHRI M. P. PARIKH.
DR. K. G. PATIL.
SHRI PRATAP SINGH LAKSHMIDAS.
DR. N. N. SHAH.
SHRI P. U. UPADHYAYA.

**LIST OF MEMBERS OF THE IMPROVEMENTS COMMITTEE WHO
HELD OFFICE AS ON 31st MARCH 1956**

DR. SIMON C. FERNANDES, (*Chairman*).
SHRI KANTILAL M. BROKAR.
SHRI JEHANGIR D. DARUVALA.
SHRI R. K. GANATRA.
SHRI GULAM NABI HAJI ABDUL REHMAN.
SHRI ISMAIL KHWAJA HUSAIN.
SHRI R. A. JADHAV.
DR. R. N. KULKARNI.

SHRI J. L. LATHI.
SHRI M. MADHAVAN.
SHRI MEHDI RAJABALLY.
SHRI A. U. MEMON.
SHRI M. S. PRABHOO.
SHRI J. S. SHARMA.
SHRI B. D. TAMMAL.
SHRI S. M. THAKARE.

**LIST OF THE MEMBERS OF THE EDUCATION COMMITTEE WHO
HELD OFFICE AS ON 31st MARCH 1956**

MAJOR S. R. BAMJI, (*Chairman*).
SHRI N. Y. BANDUKVALA.
*SHRI JOTINDRA D. DESAI.
SHRI S. S. DESNAVI.
SHRI A. S. DINA.
SHRI J. K. JOSHI.
*SMT. TARA PURSHOTTAM KHER.
SHRI M. S. KHOPKAR.

SHRI C. K. MANAY.
*SMT. ANSUYA M. NADKARNI
SHRI JIVRAJ B. SHAH.
SHRI DUDHNATH SINGH.
SHRI N. D. VAKHARIA.
SHRI P. H. VORA.
*SHRI B. B. VYAS.
DR. S. R. WADIA.

* Non-Councillor Member.

Shri P. R. Nayak, M.A., I.C.S., held the Office of the Municipal Commissioner throughout the year except for the period from 12th December 1955 to 7th January 1956 when he was on leave. Shri J. K. Daruvala, B.A. (Hons.), A.S.A.A., acted as Municipal Commissioner during the period.

Shri J. K. Daruvala, B.A. (Hons.), A.S.A.A., held the post of the Deputy Municipal Commissioner (General) throughout the year except for the period from 12th December 1955 to 7th January 1956 when he acted as Municipal Commissioner and for the period from 1st August 1955 to 13th August 1955 when he was on leave.

Shri A. H. K. Shaikh, B.A. (Aligarh), held the post of the Deputy Municipal Commissioner (Suburbs) throughout the year except for the period from 27th June 1955 to 26th July 1955 when he was on leave.

Shri S. M. Y. Sastri, M.A., B.L., held the post of Deputy Municipal Commissioner (Improvements) throughout the year except for the period from 23rd January 1956 to 17th March 1956 when he was on leave.

Shri S. R. Guru held the post of the Ward-Officer (North) throughout the year except for the period from 2nd April 1955 to 23rd April 1955 when he was on leave.

Shri V. G. Sabnis, B.E. (Mechanical), held the post of the Ward Officer (South) throughout the year. In addition to his duties he was in charge of the Mahatma Gandhi Memorial Olympic Swimming Pool from 1st May 1955.

Smt. M. R. Shah, B.A., M.Ed. Ph.D. (Bom.) Ph.D. (London) was appointed to the post of the Research Officer of the newly created Research Department from 16th July 1955.

The Department of the Public Relation Officer under the administrative control of the Municipal Commissioner came into existence from 6th February 1956 vide Corporation Resolution No. 402 of 25th June 1956. The establishments under the Ward Officers and the Propaganda Officer were transferred to the Public Relations Officer from 6th February 1956. Shri S. R. Guru and Shri V. G. Sabnis continued to hold the posts of Ward Officer's. Shri N. A. Mistri Propaganda Officer was appointed as Deputy Public Relations Officer from 6th February 1956.

II.—HEADS OF DEPARTMENTS

Shri T. V. Doraiswamy, B.Com. held the post of Chief Accountant throughout the year except for the period from 17th August 1955 to 17th September 1955 when he was on leave. Shri G. V. Damle, G.D.A., acted for him during this period.

Shri G. V. Damle, G.D.A., held the post of Test Audit Officer throughout the year except for the period from 17th August 1955 to 17th September 1955 when he officiated as Chief Accountant. Shri N. V. Naik, G.D.A., Deputy Accountant, acted for him during this period.

Shri M. G. Pradhan was in charge of the Fire Briade Department upto 18th May 1955 and thereafter Shri S. G. Vengsarkar took over the charge from 19th May 1955.

Shri F. D'Souza, held the post of Controller of Stores during the year except for the period of his leave from 12th May 1955 to 30th June 1955 when Shri D. S. Nagarkatti, Deputy Controller of Stores, looked after his work.

Shri D. I. Ahmadi, B.Ag. held the post of Superintendent of Gardens till 28th August 1955 the date of his superannuation from which date Shri G. S. Hegde B.Ag. took charge of the office and continued to hold the post till the end of the year.

Shri K. B. Carnac, B.E. (Civil), M.I.C.E., M.I.E., held the post of City Engineer, except the 31st March 1956 from which date he was on leave. Shri N. F. J. Bilia, B. E. (Civil) A.M.I.E. (India) was appointed as acting City Engineer vice Shri K. B. Carnac, during his absence on leave.

The following Officers continued in their respective appointments throughout the year :—

Dr. V. V. Puri, M.B.B.S., D.T.M., D.P.H., as Executive Health Officer.

Dr. V. M. Desai, D.D.S., F.D.S., R.C.S. (England and Edin.) F.I.C.D., F.A.I.D., as Dean Nair Hospital Dental College.

Dr. S. G. Vengsarker, M.D., F.C.P.S., as Dean K. E. M. Hospital and G. S. M. College.

Dr. L. Monteiro, M.D., as Dean and Superintendent, Topiwala National Medical College and B. Y. L. Nair Charitable Hospital.

Dr. S. V. Joglekar, M.S., F.C.P.S., as Superintendent, Municipal General Hospital, Sion.

Dr. M. S. Kavarana, M.B., B.S., F.C.P.S., D.M.R.E. (Cantab), T.D.D. (Wales), as Superintendent, Group of T. B. Hospitals.

Shri N. V. Modak, C.I.E., B.E., M.I.E., M.I.C.E. (London), F.R. San. I. & C. as Special Engineer.

Shri P. P. Dani, B.E., M.I.E. (India) as Construction Engineer (Dam and Tunnels) till 22nd November 1955 from which date he resigned,

Shri R. V. Damania, B. Com., G.D.A., A.S.A.A. as Municipal Chief Auditor.

Shri I. N. Mehta, B.A., as Assessor and Collector.

Smt. Kapila T. Kandvala, B.A., B.T. (Bom.), M.A. (U.S.A.), J.P., as Education Officer.

Smt. F. A. Irani, B.A. (Hons.), LL.B., D.S.S.A., as Labour Officer.

Dr. L. M. Hira, G.B.V.C., M.R. San. I. as Superintendent of Markets.

Shri C. K. Patel, M.A., LL.B., as Superintendent of Licences.

Shri S. G. Redkar, B.Sc., LL.B., as Election and Town Duty Officer.

Shri N. M. Haeems, B.A., as Chief Inspector Shops and Establishments.

Shri B. G. Desai, B.A., LL.B., as Solicitor to Corporation.

Dr. S. C. Upadhyaya, M.A., LL.B., Ph.D. as Curator, Victoria and Albert Museum.

Shri S. W. Apte, M.A., Dip. Lib., as Chief Librarian.

Shri S. G. Tolat, B.A. (Hons.), as Manager, Municipal Printing Press.

Shri U. G. Rao, B.A., as Editor, Bombay Civic Journal.

III.—FINANCIAL

(000 Omitted)

According to the Budget Estimates the normal income, expenditure and deficit for the year were estimated at Rs. 9,54,70 (inclusive of Rs. 37,09 ^{Estimates and actuals} of income and expenditure. transfers from B.E.S. & T. Fund) Rs. 9,99,99 and Rs. 45,29 respectively. However the actual income realised was Rs. 10,02,29 (including transfer of Rs. 37,55 from B. E. S. & T. Fund) and the expenditure incurred was Rs. 9,31,18 resulting in a surplus of Rs. 71,11 at the end of the year.

The actual income during the year *viz.*, Rs. 9,64,74 (exclusive of Rs. 37,55 transfers from B. E. S. & T. Fund) shows an increase of Rs. 80,15 with that of the previous year, *viz.*, Rs. 8,84,59 (exclusive of transfers from B. E. S. & T. Fund). There are increases amounting to Rs. 93,36 in aggregate, counterbalanced by decreases amounting to Rs. 13,21. The main increases were under General Tax Rs. 34,32, Town Duties, Rs. 13,55, Water Works Rs. 29,76, Public Health Rs. 16, Street Cleansing, etc., Rs. 6,22, Roads, S. W. Drains, Rs. 1,26, Mechanical Rs. 34, Buildings, Rs. 1,40, Fire Brigade Rs. 1,48, Licensing Rs. 94, Markets, etc. Rs. 2,31, Contribution from Capital Funds Rs. 93 and certain other heads Rs. 69. The decreases amounting to Rs. 13,21, are accounted for as under :—

Grant-in-Aid in respect of fines for offences against the law Rs. 77, Interest and Profit on investment of Surplus etc., balances Rs. 9,29, Miscellaneous Rs. 57, Medical Relief Rs. 98, Gardens Rs. 86, Extraordinary Receipts Rs. 57, Rebate from Government on account of Collection of U. I. P. Tax Rs. 11 and certain other heads Rs. 6.

The actual expenditure for the year, *viz.*, Rs. 9,31,18 shows an increase of Rs. 48,49 over that of the previous year, *viz.*, Rs. 8,82,69. There were increases in expenditure under certain heads gross increases for the year being Rs. 53,50 counterbalanced by decreases of Rs. 5,01. The main increases were under General Supervision Rs. 6,90, Water Works Rs. 13,87, Public Health Rs. 5,55, Medical Relief Rs. 1,91, Street Cleansing etc., Rs. 18,24, Roads, S. W. Drains Rs. 68, Fire Brigade Rs. 68, Licensing Rs. 26, Markets Rs. 1,48, Contribution to Budget 'B' Rs. 27, Contribution to Budget 'D' Rs. 37, Contribution to Budget 'E' Rs. 67, Dearness Allowance Rs. 2,55 and minor increases under certain other heads Rs. 7. The main decreases were under Mechanical Rs. 35, Buildings, Rs. 1,28, Gardens Rs. 50, Provident Fund Rs. 2,13, and Grant-in-Aid Rs. 75.

The incidence of taxation per head for the year was Rs. 35-13-0 as against ^{Incidence of Taxation.} Rs. 32-2-11 for the preceding year.

The net unencumbered Surplus Cash Balance on 31st March 1956 (including the minimum required by Law) was Rs. 1,30,31 against Rs. 91,90 on 31st March 1955.

The balance of stock, including surplus and obsolete on 31st March 1956 was valued at Rs. 1,18,51 against Rs. 1,16,40 at the close of 1954-55 showing an increase of Rs. 2,11. ^{Stores in hand.}

The total amount of grants (including Renewed and Additional grants) was Rs. 11,44,86 while the expenditure amounted to Rs. 9,31,18 leaving an unexpended balance of Rs. 2,13,68. Out of this, grants aggregating Rs. 1,38,39 including Rs. 56,48 for earmarked provisions pertaining to the years 1954-55 and 1955-56 are reserved for being renewed for expenditure in 1956-57 while Rs. 75,29 are treated as savings. If Rs. 56,48 are excluded, the normal renewal amounted to Rs. 81,91 as against Rs. 77,21 for the previous year. ^{Expenditure grants.}

Additional grants sanctioned during the year aggregated to Rs. 69,94 including Rs. 25,00 for earmarked provisions against Rs. 93,50 in 1954-55 which included Rs. 35,00 for earmarked provisions.

The expenditure on Capital Works during the year amounted to Rs. 4,65,89 against Rs. 7,69,14 provided for in the Revised Estimates under this head. ^{Loan Works Expenditure.}

During the year loans amounting to Rs. 4,74,36 were raised, *viz.*, Rs. 2,50,00 from Government of India through Government of Bombay for Vaitarna-cum-Tansa Scheme on terms of equated payment at 4½ per cent. interest per annum in 25 years, Rs. 1,80,00 from the Public at 4 per cent. with 12 years' currency, Rs. 30,00 internally at 4 per cent. with 20 years' currency and Rs. 14,36 were taken from Special Funds to finance the expenditure on Plant and Machinery. ^{Loans floated during the year.}

Reduction of Debt during the year amounted to Rs. 71,05. The Loan liabilities of the Corporation at the close of the year stood at Rs. 30,32,73. The total Sinking Fund, required up to 31st March 1956 was Rs. 4,66,89 but the actual value was Rs. 4,77,39 as under :—

	Rs.
Public Securities of the Market value of	... 4,75,24
Interest accrued on the above securities up to 31st March 1956	... 215
Total	... <u>4,77,39</u>

A comparison of the net revenue and net expenditure for 1954-55 and 1955-56 is made below in accordance with the Standing Committee Resolution No. 12212 dated the 3rd February 1892 :—

Particulars	1954-55	1955-56
	Rs.	Rs.
Net revenue after deducting refunds, drawbacks and charges in respect of assessment and collection and granting of refunds—		
General Tax	... 3,39,65,782	3,73,90,456
Town Duties	... 71,80,536	85,61,566
Music etc., licenses	... 10,905	13,925
Returns from Property and Miscellaneous	... 45,79,801	35,92,319
Water Works	... 24,44,424	40,27,063
Street Cleansing and Conservancy, Road Watering and Halalkhore Service	.. Dr. 73,33,178	Dr. 85,60,387
Wheel Tax and Tolls	... 40,89,102	41,77,754
Fire Tax	... Dr. 1,52,518	2,32,396
Markets and Slaughter Houses	.. 20,73,660	21,35,328
Licensing and Removal of Encroachments, etc., and Theatre Tax	.. 22,03,291	22,70,789
Contribution from Capital Funds to Revenue on account of Loan Works Staff	.. 2,38,043	3,31,217
Extraordinary Receipts—		
Interest on Net Premia Fund and excess on Sinking Fund	.. 2,38,321	1,81,629
Rebate from Government on account of Collection of U. I. P. Tax in the City	.. 1,95,257	1,84,723
Transfers from the B. E. S. & T. Fund under Section 460KK(2)(b) and LL(1)(d) of the Bombay Municipal Corporation Act	.. 34,39,824	37,54,670
Total	.. <u>5,34,78,286</u>	<u>5,82,93,448</u>

Particulars	1954-55	1955-56
	Rs.	Rs.
Net Expenditure after deducting Receipts—		
General Superintendence ..	11,92,226	12,98,521
Education (Primary) ..	99,05,135	99,72,443
Education (Secondary) ..	76,587	82,124
Public Health ...	33,23,996	38,64,963
Medical Relief and Education ..	88,31,763	91,03,637
Roads, S. W. Drains (including Public Lighting)	76,32,950	76,83,074
Mechanical ..	2,20,703	1,51,954
Buildings, Land Acquisition and Management ..	6,40,861	4,18,253
Gardens and Open Spaces ..	6,85,748	6,34,646
Miscellaneous ..	4,41,885	10,44,058
Contribution towards Improvement Schemes ..	39,62,054	39,88,977
Provident Fund, Pensions, Gratuities, and Compassionate Allowances ..	20,47,140	18,34,591
Urban Immoveable Property Tax on Municipal Properties ..	6,711	6,341
Dearness Allowance ..	86,04,407	88,59,431
Grant-in-aid to Public Institutions ..	9,05,535	8,30,067
Rent of Buildings requisitioned for housing Municipal employees of essential services since derequisitioned by Government ... Cr.	1,053	1,134
Contribution to Budget 'D' ..	13,71,095	14,08,166
	4,98,47,743	5,11,82,380
Surplus ...	36,30,543	71,11,068
Total ...	5,34,78,286	5,82,93,448

IMPROVEMENT SCHEMES

General Account

(000 Omitted)

According to the Budget Estimates 'B' the Income, Expenditure and deficit for the year were estimated at Rs. 1,20,22, 1, 26,63 and 6,41 respectively. On closing of the accounts, the position of the Income was Rs. 1,19,30 Expenditure Rs. 1,23,92 and Deficit Rs. 4,62.

The actual income for the year, viz., Rs. 1,19,30 shows a net decrease of Rs. 8.05 over that of the preceding year, viz., Rs. 1,27,35. This is made up of decreases in Government Grant-in-aid for meeting deficit in the General Account Rs. 3,62, Miscellaneous Receipts Rs. 19, Rent and other proceeds of properties Rs. 3,22 and Interest and Profit of Investment Rs. 1,29 counterbalanced by increase in contribution for Municipal Corporation Rs. 27.

The actual expenditure for the year, viz., Rs. 1,23,92, shows an increase of Rs. 19 on that of the previous year, viz., Rs. 1,23,73. This is due to increase of Rs. 52 under Maintenance of Properties and Streets, counter-balanced by decrease of Rs. 33 under Debt Charges.

Capital Account

The expenditure on Capital Works during the year amounted to Rs. 31,87. There was no fresh borrowing during the year. Reduction of Debt during the year amounted to Rs. 7,59. The Liabilities of the Improvement Schemes at the close of the year stood at Rs. 15,11,58. The total Sinking Fund required up to 31st March 1956 was Rs. 5,30,27 but the actual value was Rs. 5,82,44 as under :—

Public Securities of the Market value of	Rs.
...	5,81,25
Interest accrued on the above Securities up to 31st March 1956 ...	1,19
Total	5,82,44

Education Fund

The income for the year was Rs. 1,52,55 made up of Rs. 99,73 and Rs. 14,17 being contributions from Budgets 'A' and 'D' respectively and Rs. 25,52 and Rs. 5,50 being Grants-in-aid from Government for Primary Education for the City and Suburbs and Rs. 7,63 Miscellaneous receipts. The expenditure was Rs. 1,49,73 (City Rs. 1,27,53 and Suburbs Rs. 22,20).

IV.—ASSESSMENT AND COLLECTION

The rates of taxation remained the same as in the preceding year. The total number of properties during the year was 54,527. Out of these properties 51,187 were assessed to General Tax, 2,215 were exempted and 1,125 were Municipal properties exempted from General Tax. The number of single room tenements, double room tenements and flats was 2,72,977, 74,800 and 58,476 respectively, against 2,72,820, 69,369 and 48,185 in the preceding year.

The rateable value of all properties on the 31st March 1956, was Rs. 25,20,61,126 against Rs. 24,98,47,735 and Rs. 23,43,349 in the previous two years. This gave a rate of Rs. 108-5-11 per head of the population for the city against Rs. 107-6-8 in the preceding year.

The total number of vehicles and animals taxed during the year (including those taxed under the public Conveyance Act, 1,890) was 44,241.

For the property taxes and Wheel tax, 1,22,391 and 1,16,115 bills, respectively, were issued during the year. The amounts collected against the total demands of Rs. 887.87 and Rs. 58.79 lacs were Rs. 697.64 lacs and Rs. 39.96 lacs which worked out to 78.58 and 67.97 per cent. of the net demand, respectively. The percentage of the total recovery to the total net demand worked out to 77.92. The total outstanding at the end of the year was Rs. 209.05 lacs. Outstandings against private ratepayers at the end of the year stood at Rs. 101.63 lacs. This figure is exclusive of the amount of Rs. 47.74 lacs involved in complaints against rateable values which were pending at the end of the year and Rs. 25.82 lacs being taxes for new proposals for revision under section 137 submitted in the last month of the year due to new constructions, additions, alterations, etc.

The total amount of exemption from General Tax allowed in respect of different properties during the year came to Rs. 31.51 lacs against Rs. 30.49 lacs in the preceding year. The increase was mainly due to exemption allowed to Government Hospitals and Central Government properties.

The number of claims received for drawback and refund was 66 and 3,067, respectively, against 59 and 4,114 in the previous year. Of these, only 3 and 2,279, respectively, were admitted involving an amount of Rs. 397-13-0 and Rs. 5,70,926 -3-0 respectively.

6,198 complaints were received against revised assessment during the currency of the year and 1,845 against the original assessment. There were 71 appeals against rateable values.

V—TOWN DUTIES AND ELECTIONS

The gross realizations from Town Duties amounted to Rs. 114.46 lacs as against Rs. 93.49 lacs in the previous year. The net revenue during the year amounted to Rs. 91.50 lacs as against Rs. 77.75 lacs in the preceding year, refunds being Rs. 22.96 lacs as against Rs. 15.74 lacs in the preceding year. The fees for stamping Sugar bags, Tea cases, etc., amounted to Rs. 90,141 as against Rs. 63,937 in the preceding year. The increase in the revenue was partly due to increased imports and partly due to close supervision over valuation of dutiable articles.

Town Duties.

The Municipal Election Roll for the General Elections 1956 was prepared in the year under report and it contained 14,10,014 names of voters arranged alphabetically building-wise instead of road-wise as in the past.

Elections.

41 Electoral Wards were divided into 192 smaller divisions with a view to shortening the distance which the voters have to travel in order to reach the Polling Stations. 124 elective seats on the Corporation were re-allocated and some Villages from Kurla Ward were transferred to Andheri Vile-Parle Ward.

The General Elections 1956 were, however, postponed in the first instance under Ordinance No. 1 of 1956 dated the 21st January 1956 and subsequently under Bombay Act, No. IX of 1956. Further action with regard to the holding of Poll was, therefore, stopped. The work of preparing a new Roll for the General Elections 1957 has been undertaken from March 1956.

42 casual vacancies occurred during the year under report but no bye-elections were held to fill them up.

VI—VAITARNA-CUM-TANSA SCHEME

Major Works in Progress

Major works carried out under the Vaitarna-cum-Tansa Scheme such as Tunnel, Dam, Pipeline are briefly enumerated in the Part I of the Administration Report of the Special Engineer.

Vaitarna Dam

Drilling and grouting.—5000 R. ft. of 1½" dia. holes were drilled through the foundation gallery and grouted with cement at 150 lbs. per square inch.

Concreting.—1,99,20,000 C. ft. of cooled concrete was laid. The concreting work was completed during the year.

Under Sluices

Main Gates.—Erection of machinery for operating the gates was taken in hand.

Emergency Gates.—Erection of gates and the operating machinery was also taken in hand.

Crest Gates.—Trunnion Built in parts such as Anchorages, Trunnion Pins, etc., were erected at site and piers concreted. Bottom and side seals for gates No. 2, 3, and 8 were erected and grouted. Gates Nos. 2 and 3 were erected. The erection of Gate No. 1 was also taken in hand.

The work of transporting materials to the site of the remaining two electrically operated gates and that of manufacturing the three remaining float operated gates was continued.

Concrete Testing Laboratory.—Day to day control was exercised on the quality of concrete laid. The laboratory also carried out other works as detailed in the Report.

Power House.—The Municipal-owned power house of total installed capacity of 3117 K. W. was in operation. A major portion of the electrical energy was supplied to the contractors for construction work and the remaining was consumed by the Municipal employees and petty establishments in the Camp.

A lubricating oil-filter was in commission during the year. It worked for 1784 hours and 7252 gallons of lubricating oil was filtered and reused.

Tunnels.—About 15,000 million gallons of water was transferred from Vaitarna Lake to Tansa through the tunnel during the year.

Embankment and Pipeline.—The work of formation for laying 120" diameter pipeline and the road from tunnel face No. 6 to Tansa was completed in 1954 at a total cost of Rs. 36,81,952. The work of fabricating and laying about 20 miles of 96" diameter pipeline and small lengths of other diameters included in the 1st stage was completed. Out of the 19 miles of 96" diameter to be completed in the 2nd stage, 14 miles of pipeline was fabricated and 13 miles in length laid in position. The other minor works carried out by contracts are detailed in the Report.

Supply and erection of chlorination Plant at Powai.—The Plant and Machinery required for chlorinating the additional supply of water is being purchased and installed. Three Generating Sets are also being purchased for generating electricity at Powai.

A number of works were also carried out departmentally.

General remarks.—Out of 24 miles of pipeline put into commission, 10 miles are being handed over to the Hydraulic Engineer for maintenance.

Land Acquisition.—Awards of compensation amounting to Rs. 7,21,734-0-9 in respect of Private and Inam lands were declared. An appeal has been filed by the Inamdar of Tembha in the High Court claiming Rs. 40,25,000 against the compensation of Rs. 2,26,000 awarded by the Civil Court, Thana. Similarly, references to court over the awards of the acquiring officers have been filed by the claimants in two cases of lands acquired at Powai. Awards of compensation amounting to Rs. 14,153-10-0 in respect of 16 holdings of private lands acquired for the work of laying 96" dia. pipeline from Powai to Mahim were declared. Further proceedings were in progress in the Court in respect of lands acquired from Bandra village.

Inlet mains and Reservoir Sites.—Disputes regarding occupation of lands and compensation, etc., for laying inlet mains through private, Government and Railway lands were being attended to. Preliminary enquiries regarding ownerships, etc. of the private and Government lands required for various reservoir sites were in progress.

General.—The various amenities provided at Vaitarna Camp functioned satisfactorily.

10 Rain Gauging stations were established in the catchment area of Vaitarna to collect the data of rainfall.

Tansa Dam.—Three works were carried out departmentally in connection with the Tansa Dam.

Improvement of the Distribution System in the City.—The following works of laying inlet mains to the existing service reservoirs at Malabar Hill and Bhandarwada Hill, etc., sanctioned by the Corporation under their Resolution No. 1858 dated the 18th March 1955 were taken in hand and were in progress.

- (1) The work of fabrication and transporting various sizes of steel pipes and specials was started on 25th September 1955.
- (2) The work of laying 72" > 57" Worli Main was carried out at a total cost of Rs. 23,00,161. The work was started on 24th November 1955.
- (3) The work of laying 57" > 48" Bhandarwada Hill Reservoir Main was carried out at a total cost of Rs. 23,21,695-14-0. The work was started on 21st December 1955.

Master Plan for water supply Distribution of Greater Bombay.—The Corporation under their Resolution No. 1530, dated the 14th March 1956, accorded approval to the Master Plan for water supply Distribution of Greater Bombay at an estimated cost of Rs. 7.52 crores. The works will be spread over a period of 10-12 years under a programme of priorities in 3 periods of 3, 4 and 5 years respectively.

VII—PUBLIC WORKS

PLANNING BRANCH

1. Final plans for this building in Gothic style were completed. But the work could not be expedited during the latter part of the year due to shortage of cement.

2. Standards evolved in the design of School building with a view to providing uniformity were approved by the Education Committee under Education Committee Resolution No. 138, dated 9th September 1955.

Schools.

3. Plans and estimates were prepared for (1) Building No. 2 at M. G. H. Sion (2) Additional floor over Ward pavilion Nos. 1 and 5 and Nurses quarters of K. E. M. Hospital, Parel ; (3) Fly and Mosquito proof Ward for 72 beds at Arthur Road Hospital ; (4) Air Conditioning of the New operation theatre of R. P. T. B. Hospital ; (5) College Building consisting of ground and five upper floors at T. N. M. Collège ; (6) Maternity Home at Cadell Road and (7) Experimental Animal House for G. S. Medical College and T. N. M. Collège.

Medical Relief.

4. Plans and estimates were prepared for (1) 244 Transit Tenements at Milk Street, Byculla for dishoused persons from Slum Clearance area ; (2) Multi-storied buildings consisting of 80 tenements for Labour staff of M. G. H. Sion on Plot No. 290, Scheme 6, Sion-Matunga Estate ; (3) 80 tenements for R. P. T. B. Hospital labour staff at Sewri ; (4) 144 Tenements at Gilder Lane ; (5) 120 Tenements near Spring Mills, Sewri-Wadala Estate ; (6) 132 tenements at Azad Nagar, Wadala ; (7) 72 tenements on land in C.S. No. 94, behind Elphinstone Road Market and (8) 56 tenements near Surya Cinema.

Municipal Housing.

5. With a view to preparing detailed estimate for the Sion Hill Garden Scheme, a model in plaster has been prepared.

Gardens.

6. The layouts of (1) The Mango Grove Area at the foot of Sion Hill Fort ; (2) The land near Worli Point-view Scheme 32 ; (3) Maratha Hospital Land for housing and School and (4) Housing site near Spring Mills, Sewri-Wadala Estate, were prepared during the year.

Layouts.

7. (1) Open Air Theatre at Victoria Gardens ; Detailed plans and Estimates for the work were prepared. Government sanction was requested to a new site on Connaught Road side in the compound of Victoria Gardens.

Cultural Activities.

(2) Recreational Centre at Chowpatty ; At the request of Shri G. D. Birla a proposal to construct a Recreational Centre at Chowpatty was considered, and plans and estimates amounting to Rs. 13 lakhs for the same were prepared. The cost is to be borne by Shri Birla. The Centre is to be named as Raja Baldeodas Birla Krida Kendra.

8. Plans and estimates were prepared during the year for (1) improvements at Hughes Road and Gibbs Road ; (2) 100 feet wide promenade at the reclaimed portion of Beach Candy ; (3) Concreting carriage way of Road No. 30 between Golanji Hill Road and Road No. 26.

Roads.

9. In accordance with the policy of covering open S.W. Drains in City in the interest of sanitation, plans and estimates were prepared for covering Storm Water drains at (i) Haystack Road ; (ii) Storm Water Drainage arrangement at Mahalaxmi.

Storm Water Drains.

10. Plans and estimates were prepared for (1) Common House Gullies and realignment of sewerage system in Kamathipura ; (2) 24" rising main along Road No. 18, Scheme 57.

Sewers and Sewerage.

11. The proposal to install a battery of pumps at Love Grove in order to alleviate the flooding in City was under further investigation.

Monsoon Flooding.

12. The programme will commence from 1956-57.

Second Five Year Plan.

13. As mentioned in last year's report a layout plan for whole of Kamathipura area was prepared. The cost of implementing this plan will be Rs. 7 crores on the basis of the data collected. A scheme for clearance of two areas in the beginning was prepared and forwarded to Corporation for sanction after which the land will be acquired by drawing compulsory acquisition orders.

Slum Clearance.

14. The total amount booked for preparation of Master Plan since its commencement amounted to Rs. 2,61,182.

Master Plan.

15. Further Conferences with representatives of Bombay Industries Association were held for deciding the question of issue of permits for industries.

Industries in Suburban Area.

16. (1) Work of Rail over bridge over Eastern Express Highway was in progress ; (2) Work on Eastern Express Highways was completed ; (3) Work of Reconditioning corridor Road was completed and (4) Quotations are being invited for reconditioning of Diversion Road to Mahul.
- Development of Trombay Island.**
17. The work of relocation of Anik Village was completed. Various sites were inspected and proposals formulated for establishment of Industrial Estates in Suburbs. Layout of Nari Sewa Sadan at Ghatkopar was prepared as one of the Industrial Estates.
- Anik Village and Other areas.**
18. With a view to overcoming housing shortage in the City, a scheme for reclamation of low-lying swampy lands admeasuring about 5,670 acres was prepared at estimated cost of Rs. 303.95 lakhs. To start with, a pilot scheme was being tackled at Mahim Creek for an area of 385 acres for which plans and estimates are under preparation.
- Reclamation of Low-lying land.**

II.—CONSTRUCTION

19. Works estimated to cost Rs 77,17,658 were in progress during the year and the expenditure booked thereagainst amounted to Rs. 20,38,040
- Housing.**
20. Works estimated to cost Rs. 88,11,278 were in progress during the year and the expenditure booked the reagainst amounted to Rs. 22,89,745.
- Construction of structures other than housing.**
21. During the year under review tenders for Purification works (first stage) were accepted and 40 per cent. of the civil engineering part of the work was completed. The work on the scheme for improving the sewerage system of the City was continued during the year.
- Sewers and Pumping Stations.**
22. During the year under review, the work of providing storm water drain in Parel Chawl Road was completed.
- S. W. Drains.**
23. The works of (1) Construction of storm water drain in Mahatma Gandhi Road, (2) Storm water drain in Tulsi Pipe land and (3) laying 15" dia. Hume Pipe storm water drain in the proposed 40' service road off Mahim Station were in progress departmentally or by contract during the year.
24. Permanent construction of Delisle Road under "A" Budget was undertaken during the year.
- Roads.**
25. During the year under report, the Pedestrian Sub-way at Churchgate Station was completed and thrown open to the public.
- Miscellaneous.**
26. The work of raising the sea wall at Hornby Vellard and providing a kerb line thereat was completed. The work of construction of sea wall at Worli for a length of 1,575 feet has also been completed.

III.—MAINTENANCE OF BUILDINGS AND ROADS

27. The total number of properties maintained during the year under report was 3,196.
- Repairs and Maintenance of Municipal Properties.**
28. The upkeep and maintenance of the buildings was carried out partly by contract and partly by departmental agency.
29. For purposes of repair works by contract, the City was divided into two divisions each of which was entrusted to a separate contractor.
30. New Works and Special Repairs works estimated to cost Rs. 12,00,000 were taken in hand and the expenditure against them during the year amounted to Rs. 10,61,851.
31. The work on the Five Years' Programme of heavy-repairs and improvement to water supply at Ex-Trust Chawls was continued. The work of structural repairs by gunite treatment were completed in respect of Chandanwadi Chawl Nos. 4 and 6 and were nearing completion in respect of Suparibaug Road Chawls Nos. 1 to 6.

32. The works of oil painting, colour-washing and white-washing were carried out against a provision of Rs. 75,000 on the basis of 'A' Schedule Rates under Special Repairs.

33. The total mileage of roads in the City at the close of the year was 274,056. 2.78 lacs of Sq. yds. of road surfaces of different types were improved during the year. In addition 680 works for private parties and 686 works for other Municipal Departments were carried out at a cost of Rs. 2.04 and Rs. 6.62 lacs respectively.

34. An expenditure of Rs. 1.08 lacs was incurred on maintenance of different types of footpaths while an area of 62,383 sq. yds., of footpaths was newly asphalted during the year.

35. Benches, street name boards and public monuments were maintained satisfactorily during the year. The question of removal of the Queen's statue at Mahatma Gandhi Road was under consideration.

36. Traffic Islands were provided at 4 important intersections during the year and the total number of these traffic islands during the year was 108.

37. A sum of Rs. 1,00,837 was realised as Road Opening fees, ground rents or fees for temporary occupations of roads and footpaths.

38. The total number of street lamps in the City at the end of the year was 12,325 showing an increase of 161 Nos. over those existing during the previous year. These lamps consisted of Gas and Electric lamps. The Candle Power consumed together with the expenditure incurred on the Street Lighting is given below :—

Kind of Lighting.	Candle Power.	Expenditure.
Gas	19,47,760	11,83,185
Electric	13,41,677	8,10,466

39. As usual Rs. 43,860 were paid to Bombay Port Trust for lighting of wharves and roads in their charge by adjustment.

40. During the year under report the Hot Mix Asphalt Plant continued to work by contract labour. Pegson Asphalt Mixer also worked. 1,10,921 sq. yds. of roads and footpaths were treated with different methods of which 10,974 sq. yds. were renewed with 3" sheet asphalt.

41. The Crushers at Sewri and Worli worked satisfactorily during the year. The total output of crushed metal during the year was 12,009 brass against 8,578 brass during the previous year.

42. Out of 11 actions reported to be in progress during the previous year, 1 action under Section 305 was completed during the year.

Removal of Town Refuse to Deonar

43. A quantity of 3,91,119 tons of refuse was transported to Deonar at a cost of Rs. 7,45,749.

44. The work of unloading refuse at Deonar continued to be in charge of Messrs. Anderson Dawn & Co.

45. The position of the rolling stock was not satisfactory. The arrangement of running two trains was continued. No new wagons could be purchased in replacement of the wagons condemned during the year, but 45 wagons per day were hired from the Western Railway at the rate of Rs. 4-8-0 per wagon per day.

46. The total area reclaimed was 453 acres showing an increase of 7 acres over the area reclaimed upto the close of the previous year. The total income realised from various sources amounted to Rs. 84,057.

Drainage Branch

47. The work of giving new street connections to buildings was continued during the year and 144 sewer street connections and 24 storm water street connections were granted.

48. The work of repairs and alterations to drains and sewers including removal and replacement of manhole frames and covers, water entrances, etc., was carried out as usual. The total mileage of pipe sewers, ovoid sewers and storm water Drains at the close of the year was 229.171, 21.79 and 217.276 miles, respectively, out of which 97.81, 6.02 and 10.21 miles, respectively, were cleaned during the year.

Maintenance of Drains and Sewers.

49. Water courses, catchpits, 14,899 water entrances (including perforated stoneware ones), 43,976 street connections were cleaned.

Water courses, catchpits and Street Connections.

50. This Installation was kept in working condition at a cost of Rs. 3,068.

Biological Installation.

51. All the vent shafts which numbered about 1,243 were maintained and kept in working order.

Vent Shafts.

52. The cleansing and maintenance of these channels were carried out at a total cost of Rs. 13,231 and the silt removed therefrom amounted to 792.27 tons.

Cleansing and Maintenance of S. W. channels.

53. 31 sluices on sewers and S. W. Drains were operated and maintained.

Sluices.

54. The work of systematic cleansing of house drains was continued during the year. Special attention was paid to long lengths of common house drains in gullies this year also.

Common House Drains and House Drains in private Properties.

55. The departmental and private works amounting to Rs. 1,47,996 were carried out during the year.

Departmental and Private Works.

56. During the year the work of issuing requisitions against the house owners for rectifying the defects in house drain fittings was continued as usual. the prosecutions were launched for non-compliance with these requisitions, the total number of prosecutions launched being 459 which resulted in 348 convictions, the total fines amounting to Rs. 4,894-14-0.

House connections.

57. This scheme was continued during the year under review. This scheme was, however, deferred in respect of such premises as were falling in Town Planning Scheme of Mahim Woods this year also. During the year under report, conversion of 3 privies was effected.

Subvention Scheme.

Pumping and Compressor Stations, Purification Works and Ejectors

58. Both the pumping stations at Love Grove, viz., Nos. 1 and 2 worked satisfactorily during the year.

Love Grove Pumping Station.

59. The total amount of sewage pumped by the Pumping Station Nos. 1 and 2 was 12,617.05 million gallons and 18,733.30 million gallons, respectively.

60. The total quantity of silt removed from Pumping Station No. 1 was 3,868 tons and the total quantity of screening removed from Pumping Station No. 2 was 7,920 C. ft.

61. The new Detritus Plant stopped working from 16th June 1956 to 21st March due to breakdown of springs of the cleansing rake. (It was repaired by the contractor, but within a few days, the springs broke down again and the plant was closed from 2nd April 1956).

62. About 5,307.46 million gallons of sewage was received at the plant for treatment i.e., 14.5 million gallons per day, of which 8.55 million gallons per day was given complete treatment while the rest was given only primary treatment.

Dadar Purification works.

63. Two new high capacity pumps were put into commission.
64. The old asbestos cement sheet floating roof of Digestion Tank No. 1 was replaced by a new all steel flating roof.
65. The total quantity of sludge gas generated during the year was 4,27,59,960 C.ft. and the amount realised by the sale thereof was Rs. 1,34,668-15-6. The amount realised by sale of sludge manure amounted to Rs. 5,082-9-0.
66. Owing to shortage of gas, the high, pressure Gas Compressor and the Gas Engines were almost idle.
67. 5,500 sewage, sludge and gas samples were examined in the Laboratory.
68. During the year the plant worked satisfactorily.
- Dharavi Purification plant**
69. The total quantity of sewage treated during the year was 1,288.8 million gallons, i.e. an average of 3.6 million gallons per day.
70. The daily average gas generation was 40,000 C.ft. The amount realised by sale of the gas during the year amounted to Rs. 16,260-13-0. The amount realised by the sale of sludge manure amounted to Rs. 1,578-8-0.
71. The high contents of Hydrogen Sulphide in the gas generated at this station continues to be a problem.
72. The 13 sewage pumping stations—6 major and 7 minor—and 4 Air Compressor Stations in the City worked satisfactorily during the year.
- Pumping & Compressor Stations.**
73. The underground ejectors which work on the compressed air supplied by the 4 Air Compressor Stations functioned satisfactorily during the year.

V.—PRIVATE BUILDING CONSTRUCTION

Building Proposals

74. The total number of applications received for the construction of new buildings and for additions and alterations to existing buildings was 3,428 against 4,600 during the previous year. The number of buildings actually dealt with was 2,070 against 2,051 during the previous year.

Building Construction

75. 1,149 buildings were inspected by the Ward Staff in connection with the construction of new buildings, additions and alterations or repairs to existing buildings, etc.

76. Total number of buildings constructed by private enterprise during the year was 284 as against 383 during the previous year. Out of these 96 were residential and 188 non-residential. The number of residential buildings constructed by Co-operative Societies was 1. Number of residential buildings constructed by employers for their employees was 5.

Enforcement of Building Regulations

77. (a) Action under Section 354—repairs to or removal of unsafe structures.
78. 6,497 notices were issued under Section 354 of the Bombay Municipal Corporation Act for repairs to or removal of unsafe structures as against 7,265 during the previous year. Out of these 5,210 were complied with and the remaining 1,287 were pending at the close of the year.
- (b) Action under Section 377(1)—consolidation of passages and open spaces in private compounds :—
79. Notices were issued under Section 377(1) of the Bombay Municipal Corporation Act for consolidation of passages and open spaces in private compounds. Out of these 47 were complied with and 52 were pending at the close of the year.

(c) Action under other sections of the Municipal Act :—

Under several other sections operated upon by this Branch, 13,034 notices were issued as against 9,082 during the previous year.

Building Collapses

79. Total number of building collapses during the year was 101 resulting in 34 persons being injured.

Removal of huts or walls of inflammable materials

80. Action under Section 349 of the Bombay Municipal Corporation Act for removal of huts or walls of inflammable materials was taken in 412 cases. Out of these 375 were complied with and the remaining 37 were pending at the close of the year.

Removal of unauthorised works

81. Sanction of the Standing Committee was obtained in 717 cases for removal of unauthorised works. In addition there were 245 cases from the last year. The unauthorised works in 277 cases were removed by the parties and in 144 cases works were removed departmentally. Out of the remaining 541 cases in 37 cases the works were regularised and 504 cases were pending at the close of the year.

Acquisition of setbacks

82. Rs. 3,81,378-0-6 were spent on acquisition of setbacks. The area of the setbacks added to the road was 3,551.17 sq. yds.

Projections on Streets : Stallsboards and weather frames

83. In all 113 notices were served under Section 308(2) of the Bombay Municipal Corporation Act. All of these were complied with. 1,491 warning letters were served for removal of unauthorised projections.

Cement authorisation to private house owners

84. 4,585 applications were received and authorisation aggregating to 4,485 tons and 6 cwts. of cement were issued.

Complaints from public

85. 5,596 complaints regarding structural defects etc., were received. In 5,444 cases necessary action was taken and 152 cases remained pending at the close of the year.

House Numbering

86. The work of fixing number plates in D Ward was complete and that of E Ward was nearing completion.

R. C. C. and R. S. Codes

89. The special technical officer continued to scrutinize the structural designs (both R. C. C. and R. S.) submitted by the Structural Engineers for the erection or alterations to the buildings in the City.

Repairs to old Buildings

88. Issue of notices for repairs and launching of prosecutions continued as usual. In some cases where tenants approached for an authority under Section 499 of the Bombay Municipal Corporation Act on failure of the landlords to carry out repairs requisitioned for authorities were granted to them, but such cases were very few.

89. In some cases action had to be taken under Section 489 of the Bombay Municipal Corporation Act for pulling down unsafe buildings or portions thereof departmentally meeting the cost in the first instance from the provision of Rs. 50,000 sanctioned in the Budget Estimates for the year under reference under Advances—Advance for demolition of unauthorised structures and for removal of unsafe buildings in the City. In 11 cases contractors' bills amounting to Rs. 10,463-12-0 were paid from the said grant. 3 owners have so far paid their dues amounting to Rs. 2,770. Action is being taken against the remaining 8 owners for recovery of Municipal dues.

Deterioration of old buildings

90. The old buildings further deteriorated due to the dead lock created by unwillingness of the owners to repair old buildings and the recent amendment in the Rent Act permitting increase over standard rents upto 5 per cent. of actual cost of major repairs carried out by an owner did not alter the situation worth the name. The question of carrying out a survey in some of the oldest parts of the City was therefore under consideration at the close of the year.

Necessity for providing alternative accommodation for persons affected by acquisition of setbacks and by pulling down of dilapidated buildings

91. The question of providing transit accommodation for persons who would be dishoused on account of acquisition of setbacks and pulling down dilapidated buildings was under consideration by the end of the year as the house owners were not able to provide alternate accommodation to the tenants that would be dishoused by enforcing setbacks on old buildings.

VI.—MECHANICAL BRANCH

A.—Refrigeration Plant and A. C. Market

92. The new Refrigeration Plant at Arthur Crawford Market worked satisfactorily during the year.

B.—Municipal Workshops

93. During the year 8,256 jobs were received and 7,344 jobs were completed. The total expenditure on the Departmental works carried out in the Municipal workshops amounted to Rs. 5,07,818. The expenditure on the upkeep and overhead charges of the workshops amounted to Rs. 1,26,250. This gives 24.86 per cent. incurred on labour and stores.

C.—Municipal Foundry

94. Most of the work in connection with the installation of foundry is completed. Both the cupolas and pit furnaces are working regularly. Some intricate and special-type of castings, gear box unit of horizontal log saw machine, special type of gears for machine and overhead crane, penstocks, pillars of special design were manufactured in the Municipal Foundry during the year. The rates compared very favourably with those of outside manufacturers. The quality and soundness of the product were also quite upto the mark.

D.—Design Section

95. The design Section of the Municipal Workshops carried out the work of preparing estimates, drawings, drafting specification for machinery to be purchased, mechanical repairs and furniture to be purchased and/or to be manufactured for various departments. In addition, this section executed outdoor mechanical jobs for various departments.

96. During the year, the following work was carried out by this section.

- (1) 235 detailed estimates, cost Rs. 2,34,683.
- (2) 329 out-door jobs, cost Rs. 73,760.
- (3) 52 tenders invited, purchase cost Rs. 2,83,604.
- (4) 70 drawings and sketches.
- (5) 750 blue-prints.

E.—Electrical Section

97. The important works carried out during the year are detailed below :—

- (1) Providing air-conditioning to the room of His Worship the Mayor and Corporation Hall.
- (2) Installation of Head Office lift.
- (3) Installation of lift at Improvement Trust Building.
- (4) Electrification of Love Lane, Agripada, Mazgaon, Bellasis Road chawls and tenements at Labour camp, Worli.
- (5) Electrification of new tenements at Bapty Road, Rajwadkar Street and Haystack Road Mahalaxmi.
- (6) 75 tenders and quotations cost Rs. 6,70,000.

TRANSPORT BRANCH (CITY)

98. During the disturbances in the city in the month of January, one Studebaker Truck was burnt by the hooligans and badly damaged. Damages were also caused to 33 scammell trailers and 54 tyres and tubes of these trailers were burnt beyond use. The total cost of the damage suffered was estimated at about Rs. 27,000.

A.—Suburban Transport

99. During the year under report the Administrative Control of the Suburban Transport office was taken over by the Transport Superintendent from the Deputy Executive Health Officer. A separate report is submitted as regards the Suburban Fleet.

B.—Fleet of Vehicles

100. There were 461 vehicles plus 1 Bull-dozer in commission during the year. During the year under report the conversion of all Leyland Moving Floors into tipping lorries was completed and all the lorries were put into operation.

C.—Augmenting the fleet

101. The refuse vehicles comprise of 23 Leyland tipping lorries 31 Scammell Mechanical Horses, 39 Fergusson Tractors and Trailers, 13 Bantam Trucks and 75 old Moto-carts out of which 25 are in working condition. In order to augment the fleet, tenders were invited for the purchase of 12 Low-loaders, 15 Pick-ups and 90 trailers and orders have been placed for the purchase of trailers. The tenders for Low-loaders and Pick-ups are being finalized.

D.—Garaging of vehicles

102. The majority of vehicles were garaged at 7 different places in the City, viz., the refuse vehicles at Arthur Road, Annesley Road and the new garage at G/North Stables. Ambulances Hearses and the staff cars at Ambulance Garage Arthur Road, Meat Vans, Offal and School Buses at Foras Road and Transport Vehicles at Worli. As usual at each garage except the Ambulance Garage, running repairs were carried out to the vehicles. Major Repairs and overhauling work of engines and other chassis units were generally carried out at the Motor Repairs Shops at Foras Road.

E.—Disposal of Refuse

103. The total collection of the refuse in the City limits exceeded 2,000 tons per day during the year. Part of the refuse continued to be disposed of by transporting it in railway wagons from special siding at Mahalaxmi to Deonar. The remainder of about 400 tons was disposed of by dumping on low-lying lands behind the Jewish Cemetery at Haines Road and at Dharavi. On the dumping grounds the refuse was throughout being levelled by the bull-dozer. Due to irregular movement of katchra trains and shortage of wagons especially during monsoon the refuse to be directly emptied into wagons had to be dropped on the platform or at Palton Road and Parbhadevi Yards or at Haines Road Dumping Grounds.

F.—Motor Traction

104. The total number of motor vehicles (4.5 ton lorries and 1½ to 2 ton trucks) employed for transport of road materials was 31 at the commencement of the year. Out of these on an average 24 vehicles (17 lorries and 7 trucks) were available for road work during the year. During the year 6 new studebaker trucks were put in commission to displace the bullock carts engaged by contract in Assistant Engineer (Maintenance)'s Wards. Four new Leyland Beavers—8 ton vehicles were also purchased for use mainly on crushers to haul metal to the Asphalt Plant and Wards.

105. Most of the lorries were utilized for the work of asphalting roads, supplying crusher metal to wards and hauling debris and earth in the wards. Lorries were also sent from time to time on miscellaneous transport as per requirements. On account of heavy demand from various departments, lorries had to be hired from the Bombay State Road Transport Corporation on periodical contract basis upto a maximum of 35 to 40 vehicles per day. During the monsoon some of these (Municipal) lorries were diverted for haulage of town refuse as the asphalt plant during this period was practically closed down.

106. The mileage done during the year by the different types of transport vehicles was 2,46,572 miles.

107. The total expenditure incurred during the year on the working of the lorries and the trucks amounted to Rs. 1,97,248 and the charges recovered from the various departments for the work done on this account amounted to Rs. 1,56,303.

G.—General

108. During the year under report the Minimum Wages Act was made applicable to local bodies from 1st April 1955.

109. The recommendations of Messrs. Ibcons Ltd., on Transport Utilization could not be wholly implemented. Their report is under close observation and effect is given wherever possible.

110. During the year 18 Officials' Meetings were held in the room of the Transport Superintendent and 217 items of policy and improvements were discussed and instructions were given wherever necessary.

VIII.—TOWN PLANNING SCHEMES

111. The final Scheme worked out by the Arbitrator as per decisions of the Tribunal of Arbitration was forwarded to Government on 19th July 1955 for final sanction which was awaited. The printing of Scheme maps was being done. The area under the Town Planning Schemes was kept under vigilant control with a view to preventing works in contravention of Bombay Town Planning Act. Commencement certificates were issued in consultation with Arbitrator after proper scrutiny of the proposals.

**Town Planning Scheme
Bombay City No. I
Mandvi.**

112. Shri V. K. Bakre, Arbitrator for this Scheme gave his award and submitted his proposals to the Tribunal of Arbitration. The proceedings before the tribunal were completed and their decisions were given on 28th September 1955. The final Scheme was being drawn by Arbitrator.

**Bombay City Town
Planning Scheme No. II
Mahim.**

113. Shri G. J. Desai, Arbitrator for the Scheme completed the Arbitration proceedings during the year and his award was awaited.

**Town Planning Scheme,
Bombay City No. III
Mahim.**

114. Shri G. J. Desai, Arbitrator for the Scheme commenced the Arbitration proceedings which were still in progress by the end of the year.

**Town Planning Scheme,
Bombay City No. IV
Mahim.**

IX.—FACTORY SECTION

115. The matter relating to enactment of Zoning legislation was pursued with Government. The Factory Section prepared 703 new permissions and renewed 182 old permissions. During the year 192 prosecutions had to be launched in cases where factories were found without permissions. The total amount of fine recovered was Rs. 1,891. The monthly meeting of the Zoning Committee consisting of the Heads of different branches concerned for the purposes of Co-ordinating the work of all the Departments in this connection were continued during the year.

X.—CONSERVANCY

116. The daily average in square miles of roads, footpaths and house-gullies cleaned regularly throughout the day was 270.7, 280.4 and 104.0 respectively. The total refuse collected and removed through the Municipal Agency was 8.07 lacs tons (inclusive of house, trade and market refuse) as against 7.98 lacs tons in the previous year.

117. Roads and Footpaths and house gullies were as usual swept and washed. An aggregate area of 95,85,001 square yards of roads was swept, 20,074 tons of scrappings removed, 13,97,366 square yards of gullies flushed and 54,60,839 gallons of cesspool contents removed. The system of house to house collection of refuse was continued in A, D, F and G Wards.

118. The total number of rats caught and destroyed during the year was 9.97 lacs as against 9.52 lacs in the preceding year. No rat was found infected with Plague.

Control of Rat Pest.

119. During the year 11,939 stray dogs were caught as against 11,771 in the previous year. Out of these 10,261 were destroyed, 1,057 returned to their respective owners, 122 sent to the Hospitals for experimental purposes, 13 escaped and 146 detained in the Kennel Chamber at Mahalaxmi Refuse Siding. 14,038 dog bite cases were reported during the year.

120. During the year 8,130 dogs were licensed under the Dog Licensing Act, as against 7,981 in the previous year. The total income by way of dog licensing fees, etc., amounted to Rs. 41,865-4-0 as against 41,012-4-0 in the previous year.

121. The work of immunising milch cattle against Rinderpest was continued. The total number of inoculations done during the year was 22,978 as against 24,379 in the previous year. This year 56 cases of Rinderpest were reported as against 60 last year.

122. In addition to the above activities the Conservancy Branch rendered special conservancy and halalkhore services to various circuses, exhibitions, etc., for which amounts of Rs. 44,732-4-0 and Rs. 5,977-7-0 respectively were realised. The annual income derived by auction sale of certain Health Department Rights amounted to Rs. 5,395.

VIII.—IMPROVEMENT TRUST AND MUNICIPAL PROPERTIES

1.—Acquisition of Land

Acquisition proceedings were completed and possession of the following properties was obtained.

(1) Land bearing C.S. No. 18 and 1/18 of Mahim Division for the extension of Hindu Cemetery No. 74 at Worli.

(2) Government land at Tod Bunder, Colaba, for Sewage Purification Works.

(3) Building on Plot No. 44 (West), Sandhurst Road Estate for a Municipal Infirmary.

(4) Land in Survey Nos. 297(1) and 298 (1) at Kurla for a pumping Station.

(5) Government land admeasuring 2 acres at Chembur for a Pumping Station.

(6) Plot No. 50 (Part) Town Planning Scheme III, Santacruz for a School.

(7) Land at Govandi for an approach road to Railway Station.

Land occupied by Milch-Cattle Stables in the City of Bombay.—A wards in 7 more cases were declared.

Acquisition of lands along Drainage Channel for shifting cemeteries at Haines Road.—3 cases were already decided by the High Court. In the remaining cases which had not come up for hearing, the claimants expressed their desire for settlement out of court and negotiations thereof were in progress.

Acquisition proceedings in respect of the following properties required for Municipal purposes were completed and Awards of the Special Land Acquisition Officer were awaited.

(1) C.S. No. 879 of Girgaum Division.; (2) C.S. No. 326 of Tardeo Division; (3) C.S. No. 24 of Dadar Naigaum Division for housing; (4) Land at Varsova Road for Sewage Purification Works at Ambiwalli Village. (5) Lands at Kurla for a market and Ward Offices at Kurla; (6) Site for Sweepers' Quarters at Versova; (7) Land for a Fire Brigade Station at Chembur; (8) C.S. No. 6 of Sion Division for the construction of Express Highway; (9) Land at Mankhurd (originally requisitioned) for squatters' colony. (10) Land at Kurla for a BEST Bus Depot.

ACQUISITION PROCEEDINGS IN THE FOLLOWING CASES WERE IN PROGRESS

(1) Land in C.S. No. 3168 of Bhuleshwar Division for a Municipal school; (2) Certain sites of Parel Sewri Division for a Municipal school.; (3) Government land in C.S. No. 414 of Tardeo Division for purposes of housing; (4) Site in Takiward, Kurla, for a Municipal school; (5) Land at Trombay for a school.

ACQUISITION OF MUNICIPAL LAND BY GOVT. OF INDIA AND GOVERNMENT OF BOMBAY

(1) Government decided to acquire Plots Nos. 113 and 114, Scheme 6, Sion Matunga (East) and then reconvey to the Corporation who would subsequently lease them to Government.

(2) State Transport Corporation released Plots Nos. 96, 117, and 118(part), in Nowroji Hill Estate, Scheme 29. The released plots now vest in Municipality.

(3) Government notified for acquisition Plot No. 104, Scheme 11, West Agripada Estate and Nos. 24 and 25 (West), Scheme 6, Sion-Matunga Estate.

CHANGES IN LAYOUTS

There were no changes in Layouts in *Ex-Trust* Estates.

CHANGES IN THE EX-TRUST AND MUNICIPAL ESTATES

The area of the permanently leased land increased during the year from 57.72 lacs. sq. yds. to 57.73 lacs. sq. yds. and the rent in respect thereof increased from Rs. 42.33 lacs to Rs. 42.37 lacs. The area of the developed land which remained to be leased was 2.15 lacs. sq. yds.

The area of undeveloped land remained the same as in the previous year *viz.*, 51.97 lacs. sq. yds.

Out of the total of 2879 acres (acquired by the *ex-Trust*) about 37.3 per cent. remained to be developed and out of the developed area 3.5 per cent. remained to be leased which included an area of 1,64,680 sq. yds. reserved for Municipal purposes.

SLUM CLEARANCE

Transit Camps of 244 and 210 tenements at Agripada and Byculla were under construction.

DIS-HOUSING AND RE-HOUSING

New residential accommodation made available by the lessees of the *Ex-Trust* Estate: The total number of tenements provided upto date in all the Trust Estates including those erected by the Development Department and the several Mill Co.s exceeded the total number of tenements demolished by 35,872.

Housing of Squatters.—About 2,004 and 930 squatters families resided in the colonies at Mankhurd and Jogeshwari respectively. The recoveries of rents continued to be far from satisfactory owing to unemployment among the squatters. A Welfare Centre at Jogeshwari Colony was being conducted. The Bombay Village Industries' Board conducted Charkha classes for the benefit of the residents at Mankhurd Colony with a view to train them in cottage industries and make them earn their living.

Sanitation of both the colonies was well looked after and the areas kept free from Malaria etc., by spreading D.D.T. Etc.

LONG LEASES

The number of plots let out during the year was 3 admeasuring an area of 554 sq. yds. and valued at Rs. 4,00,560. The total number of plots disposed of upto 31st March 1956 was 4,236 admeasuring 59,68,453 sq. yds. and valued at Rs. 12,37,05,098.

SHORT LEASES

Seven temporary leases were granted during the year.

The number of vacant land tenancies on both the Municipal and *Ex-Trust* Estates was 3,397 at the close of the year. The demand for vacant land tenancies in *Ex-Trust* Estates was Rs. 8,09,693 and the recovery was Rs. 5,22,032. Arrears amounting to Rs. 1,29,649 were still due from Military Authorities and correspondence for the same was in progress. As regards the areas in Scheme 58 and 52, Worli, requisitioned by the Collector of Bombay the rate of compensation payable was not fixed. He was requested to expedite.

MANAGEMENT OF PROPERTY AND COLLECTON OF REVENUE

A. Trust Section

Ex-Trust permanent chawls.—The gross demand for the year was Rs. 11,93,225 the net demand excluding the amount of vacancies and concessions granted to public bodies and associations was Rs. 11,67,536. The revenue actually collected came to Rs. 11,93,505 which was equivalent to 84.2 per cent. of the total amount recoverable including the arrears.

S. P. Sheds.—The gross demand for the year in respect of rooms in S. P. Sheds was Rs. 4,62,285 and the net demand after making allowances for vacancies and concessions was Rs. 4,56,732.

The actual collection came to Rs. 4,73,847 which was equivalent to 88.03 per cent. of the total recoverable amounts including the arrears. The percentage of outgoings in respect of chawls and S. P. Sheds worked out to 79.84 and 80.57 respectively of the annual demand. The collection of rent in chawls amounted to Rs. 11,93,505. Deducting therefrom the expenses on account of outgoings amounting to Rs. 9,55,180 the net income came to Rs. 2,38,325. The capital expenditure incurred on these chawls including the value of land amounted to Rs. 162.6 lacs. The Corporation are required to pay annually the interest and sinking fund charges aggregating to Rs. 9.43 lacs at the rate of 4.65 per cent. on the capital expenditure incurred prior to 1919-20 and 6.35 per cent. on the expenditure incurred thereafter. The net income after deducting outgoings was insufficient to meet this expenditure and thus there was a loss of Rs. 7,05,370 under the permanent chawls for the year under review.

Bye laws for maintaining sanitation etc., in Municipal chawls and buildings were enforced and fines aggregating to Rs. 400 were imposed and collected from the tenants for the breaches of these rules.

First Aid Sets and Sick Room Requisites such as thermometers, Ice-bags, etc., were maintained at 8 Chawl Centres, Matunga Labour Camp, Dharavi, and Mankhurd Colony for squatters.

The prizes of Rs. 50 and Rs. 20 for maintaining best sanitation of the chawls were awarded for the 1954-55 to the best Chawl Superintendent and the Mukadam during the year. In order to encourage the sweepers to co-operate in the maintenance of sanitation, 10 prizes of Rs. 10 each for the best sweeper in each of the different groups of chawl centres were also awarded.

438 plots agreed to be leased, could not be handed over on account of temporary lettings and occupations thereon. Action was in progress to remove the same. The number of plots handed over but not built upon was 362.

During the year, 33 lessees were granted permission for the construction of motor garages in the compulsory open spaces and additional floors were sanctioned in 96 cases. 207 cases of encroachments were detected.

IX.—WATER WORKS

I.—Head Works at Lakes and Trunk Water Mains

1. The City of Greater Bombay derives its water supply by gravity from four lakes or Impounded Reservoirs, namely Tansa, Vehar, Tulsi and Vaitarna. The total quantity of water supplied to Greater Bombay during the year, was 51,157.50 million gallons. The quantity of water supplied to the City proper, was 45,067.50 million gallons, of which 35,428.17 million gallons (78.61 per cent.) was for domestic supply, 8,527.79 million gallons (18.922 per cent.) for trade and industries and the balance of 1,111.54 million gallons (2.467 per cent.) for public purposes. The quantity of water supplied to the Suburbs was 6,090 million gallons of which 3,453 million gallons (56.70 per cent.) was for domestic requirements and 2,637 million gallons (43.30 per cent.) was for trade, industries etc.

II.—Maintenance Branch, Outside City Division

2. This Branch is entrusted with the work of repairs and maintenance of trunk mains, cuttings, culverts, head works at the lakes, sterilization of City's Water supply etc. 140 miles of steel mains, 48.25 miles of Cast Iron Mains, 23.25 miles of masonry duct, 362 bridges and culverts, 81.5 miles of trolley track are maintained by this division.

3. 5 Heavy type and 6 light type motor trolleys were maintained during the year. Three engines were received for replacing those of existing heavy type trolleys. In addition to these about 40 different machines and vehicles were maintained.

Maintenance of Plant,
equipment and Motor
Trolleys.

4. In order to maintain the purity of water received from the catchment area, a campaign against trespass was continued and 429 heads of cattle were impounded and about 358 were driven out from this area.

Campaign against
Trespassers and Cattle.

5. 10 Gardens were maintained during the year. The total number of visitors to Tansa Lake was 62,000 as against 60,000 during the previous year and at the Vehar lake was 2,20,500 against 2,00,000 during the preceding year.

Public Gardens and
Parks attached to Tansa
Vehar and Tulsi Lakes.

6. The Tansa supply was sterilized by Chloramine treatment at Powai and Ghatkopar, the doses of Chlorine varied from 0.67 to 1.5 parts per million parts and those of Ammonia from 0.14 to 0.3 parts per million parts. The Vehar supply was sterilized at the Chlorination Plant at Powai. The doses of Chlorine varied from 0.7 to 1.51 parts per million parts and those of Ammonia from 0.14 to 0.3 parts per million parts. The average draw off from Tulsi Lake was about 4 million gallons per day, which was first treated with Potassium Permanganate and then given Alum treatment for coagulation of water. After filtration, the water supply was treated with Chloramine treatment. The Chlorine dose varied from 0.9 to 2.6 parts per million parts, and Ammonia doses from 0.18 to 0.5 parts per million parts. The doses of Alum varied from 0.57 to 1.0 grain per gallon.

Sterilisation of water
supply.

7. Fortnightly bacteriological and chemical analysis of water from the trunk mains after chlorination, were carried out by the Municipal Analyst. 911 samples were taken and analysed. All samples gave negative reaction of B Coli in 100, which showed that water was fit for potable purposes.

Bacteriological and
Chemical Analysis of
Water.

8. The Labour Welfare Centre was equipped with several indoor games and was well patronized by the staff. The central hall of the Centre was opened during the year. The Ganpati Festival was celebrated for seven days and was well attended by the labour staff. Six dispensaries working with one Medical Officer, 5 Compounders and 1 First Aid Maistry were maintained.

Welfare Activities and
Medical Relief.

III.—Maintenance Branch, Inside City Division

9. This Branch is concerned with the maintenance of Water Works inside the the City, comprising of repairs and maintenance of water mains, hydrants, fountains and cattle troughs, plant and machinery testing of water fittings, repairs and maintenance of water meters, making new connections, operation and maintenance of Chlorination Plants at Malabar Hill Reservoir, Bhandarwada Hill Reservoir, and Futka Tank, cleaning of consumers' pipes and fittings etc. The total staff engaged in the workshop is about 250 workmen exclusive of supervisory staff.

General.

10. A total length of 429 running miles of water mains were maintained during the year. There were 17 bursts on mains which were promptly attended to. 51,671 works were carried out, pertaining to repairs to communication pipes, cleaning of chokes in service pipes, cleaning of meter strainers, etc. Out of 10,000 fire hydrants in the City 9,861 were checked and repaired during the year.

Maintenance of Water
mains and Hydrants.

11. The total number of water connections to different premises in the City was 61,987. The number of new water connections made during the year was 1,459 out of which 1,256 were granted at parties' cost and 134 from Municipal Funds. 14,731 trenches of varying lengths were excavated for making connections and for general repairs and maintenance works.

Number of water con-
nections and Trenches.

12. During the year, 11,099 repair jobs pertaining to meters were carried out and 5,585 meter strainers were cleaned.

Repairs to meters.

13. 16 Pumping sets were maintained. An Additional pump of 75 B. H. P. capacity was installed at Malabar Hill Pumping station to boost up the pressures in Altamount Road, Gowalia Tank and Forjett Hill Road.

Maintenance of Pump-
ing Sets.

14. With a view to keeping the required standard of residual chlorine inside the City, an extra dose of chlorine was injected into the Inlet mains at Futka Tank, Malabar Hill and Bhandarwada Hill Reservoirs. About 1,76,250 lbs. of Chlorine was consumed for re-chlorination inside the City during the year.

Maintenance of Chlorination Plants Inside the City.

15. 11 Petrol-driven motor vehicles, 1 diesel motor lorry and 27 material hand-carts were maintained for transport of men and materials. For emergency fire service, two motor vans were utilised, one being stationed at 'E' Ward office at Souter Street and the other at 'F' Ward office.

Transport.

Ward office.

16. The work of testing galvanised iron pipes, cast iron pipes, fittings, etc. was carried out during the year at the Water Works Workshop, DeLisle Road. The total number of pipes and fittings tested was 2,72,226.

Testing of water fittings.

17. During the year, 3,843 municipal meters of different sizes, and 511 private meters were tested. Orders were placed for the supply of 1,441 water meters for use inside the City; out of which, the supply of 1,055 meters was received. The total number of municipal meters in the City was 9,934.

Testing and Purchase of meters.

18. The garden along the slopes of Gibbs Road and Ridge Road, Sir Pherozshah Mehta Gardens, Ladies and Children Gardens, at Ridge Road, Kamala Nehru Park and Joseph Baptista Garden were maintained during the year. The work of providing electric lights in the Kamala Nehru Park which was entrusted to the Bombay Electric Supply and Transport Undertaking was completed except for under water flood lights for fountain. The work of construction of a sanitary block at Sir Pherozshah Mehta Gardens and the work of soil cementing the pathways were started during the year.

Maintenance of Gardens.

IV.—Distribution Branch

19. This branch comprises of three sections, (a) Ordinary, (b) Waste-Prevention and (c) Meters. For the purpose of distribution of water, the City is divided into 3 main divisions, namely (a) the areas getting supply from the Malabar Hill Reservoir, (b) those from Bhandarwada Hill Reservoir and (c) those getting direct supply. 7 Miles length of 96" main from Tansa to Jamboli and 3 miles from Kapurwadi to Bhandup were put into commission. The total length of 96" main in commission till the end of the year was 22 miles. The average quantity of water per day distributed to Greater Bombay was 139.77 million gallons, and 123.13 million gallons and 16.64 million gallons respectively to the City and the Suburbs. Number of cross connections were made in different parts of the City to improve the pressures in different localities.

General.

20. There were 13,375 short supply complaints during the year as against 13,629 during the preceding year. The reduction in number of complaints was due to the general improvements in pressures throughout the City.

Short supply complaints.

21. The number of prosecutions launched under Section 271 (2) and Section 54 of the Bombay Municipal Corporation Act was 845. The number of convictions was 256 and 97 cases were withdrawn after complying with the notices, or part thereof. 184 cases were pending at the end of the year. The total amount of fines recovered was Rs. 3,867. Besides, 5,524 notices under Section 278 (2) of the Bombay Municipal Corporation Act, were served on the owners, of which the number of prosecutions launched was 434. The number of convictions was 249 and the amount of fines recovered was Rs. 2,206.

Notices and Prosecutions.

22. The number of cases reported to the Standing Committee for severing water connections for non-payment of taxes was 1,225 as against 1,111 in the previous year. In 296 cases, the supply was closed but subsequently restored. In 110 cases the water connections were cut off.

Disconnecting the water supply.

23. The total number of calls received from the Fire Brigade Department was 1,495. They were promptly attended to by the Municipal staff.

Fire Attendance.

24. 19½ Miles of mains varying from 12" to 72" were sounded during the year.
 Testing of Mains by Deacon Meters and sounding, and rewashering of leaky taps. 39,737 leaky taps were rewashered during the year.

25. The total revenue derived from water supply by meter measurement was Rs. 1,49,90,539 for the City only, as against Rs. 1,34,07,286 during the previous year.
 Revenue from Metered connections.

26. 9,934 Meters of sizes varying from 1/2" to 8" were maintained during the year.
 Meters. The programme of metering of domestic supply in areas where the supply quantum was above average was continued during the year and 433 new properties were metered.

V.—Construction Branch

27. For improving the water supply in the City, water mains of different sizes were laid and other works were carried out from Capital Works, Loan Funds. A number of works of laying different sizes of mains and connections were also carried out on behalf of other departments of the Corporation and private parties.
 Laying New mains.

28. 2 Works for improvement and regulation of water supply were carried out during the year.
 Works for Regulating supply.

29. It was found that at many places heavy corrosion had set in, resulting in puncturing of the plates of the 57" steel mains. In order to prevent further deterioration, 1,900 R. ft. of water mains which were partly corroded, were patch-plated and gunited.
 Protection of the 57" steel mains in the City by Patch Plating and guniting.

VI.—Works Branch

30. The work of laying the two outlets for the Malabar Hill Reservoir, one to serve the Kalbadevi and the other Fort area, was continued during the year. The work of laying 30" steel main in Thakurdwar Road which formed a part of 48" Kalbadevi outlet was completed. The remaining length of 48" Fort outlet was also laid and the main was put into commission. 10 Cross connections on these mains were made.
 Kalbadevi and Fort outlets.

31. 4 Major works of pipe laying in connection with the improvement of water supply were carried out during the year.
 Laying New mains.

32. The plate bending machine of Souter Street was put into commission and about 7,370 R. ft. of steel pipes of sizes varying from 12" to 30" and 160 Cwt. of steel specials were fabricated during the year.
 Fabrication of Steel pipes.

VII.—Remodelling Branch

33. The work for distributing equitably the additional water from Vaitarna Lake was commenced. A total length 16,419 R.ft. of pipes varying from 12" to 24" was laid during the year. Contracts for fabricating large size steel pipes for outlets from Bhandarwada Hill Reservoir were awarded but work was not commenced.

VIII.—Survey and Design Branch

34. Several proposals for laying water mains for improvement of supply were formulated and during the year, for which plans and estimates amounting to Rs. 4,08,11,800 were prepared and submitted to the Works Committee and the Corporation for sanction.
 Preparation of Plans and Estimates.

35. 1,766 Cases of compounded water charges for water used for construction purposes were framed, resulting in total revenue estimated to yield Rs. 8,57,761. In addition, 1,541 cases of Suburban Branches were dealt with, resulting in a revenue estimated to yield of Rs. 4,06,093.
 Compounded Water Charges for water used for Building Purposes.

IX.—Standards Branch

36. The Standards Branch continued to function for the re-organisation of the Suburban Branches, and scrutinising of various proposals for increasing the staff arising out of new development works.

X.—Works of Interest

37. The masonry tower supporting the 60,000 gallons capacity cast iron tank was observed to be gradually leaning towards North South. The load was reduced by reducing the level of water in the tank. As a result of this, the area of Carmichael Road, Ridge Road and Altamount Road had to be supplied by direct pumping. Proposal for locating a new one lac gallon capacity elevated tank on a plot opposite Kamala Nehru Park was being studied.

Water Tower at Malabar Hill Reservoir.

38. The Kamala Nehru Park and Sir Pheroze Shah Mehta Gardens at Malabar Hill were illuminated with coloured lights on Saturdays, Sundays and Holidays. This was very much appreciated by the public.

Permanent lighting in Kamala Nehru Park and Sir Pheroze Shah Mehta Gardens at Malabar Hill.

39. The work of providing park at Powai was in progress and will be completed by the middle of next year. The park would provide many amenities for picnic parties and is expected to be very popular.

Powai Park.

X—BOMBAY FIRE BRIGADE

During the year, the total number of Fire Stations continued to be 11 in the City and one in the Suburbs. The Fire Brigade Department had 17 motor pumps (all fitted with First Aid Appliances), 8 Trialer Pumps, 3 Turn Table Ladders, 1 Motor Emergency Tender, 1 CO₂ and Foam Crash Tender, 55 ladders of various types with other special gears for fire fighting and attending to special services.

The number of calls received was 1,658 of which 1,349 were for 992 actual fires as against 1,286 of which 902 calls were for 749 actual fires. The estimated loss caused to properties damaged by fire was about Rs. 66.93 lacs as against Rs. 31.25 lacs of the previous year. Of this loss, a loss of Rs. 41.10 lacs represents the fire at the Indian Naval Wireless Station (Mahul) while Rs. 8.63 lacs due to disturbances in the City in November 1955 and January 1956. Barring these two major losses, the estimated loss during the year is to the extent of Rs. 18.20 lacs showing a marked decrease in the total fire losses.

The properties involved under the cover of Insurance was Rs. 1,49,73.84 lacs as against Rs. 11,128.48 lacs in the previous year.

The number of calls received for rendering assistance at special services was 191 of which 108 were for collapsed buildings and 71 were for rescue work as against 172 calls in the preceding year.

The total number of Fire Alarm posts including Private Fire Alarms in the City was 206 and nearly 46 per cent. of the total calls were received through this system.

During the year, the department also attended to some extra curricular activities such as entertaining trainees from outside, giving demonstrations in fire fighting, to various institutions giving lectures, imparting instructions to members of the Brigade in use of special gears etc., Holding fire drill competitions and welfare activities such as sports, games etc.

Ambulance Service

The ambulance attended 1,533 calls for accident, 1,581 for maternity and 3,740 for hire, removing a total number of 6,654 persons as against 1,367, 1,729 and 3,292 respectively removing 6,388 persons in the previous year.

The receipts for the year through hire amounted to Rs. 25,661 as against Rs. 21,928 of the previous year. First aid was rendered by Ambulance staff on 303 occasions as against 484 in the previous year.

XI.—PUBLIC GARDENS

During the year under report, the department maintained 99 sites consisting of 19 gardens, 56 recreation grounds, 4 fountains, 7 traffic islands, 5 open spaces, 3 bandstands, 4 box hedges and 1 statue. It planted and maintained 976 trees on the newly constructed roads. It also added the following two new sites during the year, (1) The car park at Esplanade Bandstand, (2) The site at the junction of Tulsi Pipe Road and Fitwalla Road.

There were 24 band programmes, 30 programmes of Indian Vocal Music, 53 programmes of orchestra music and 428 programmes of recorded music at different gardens.

The Amusement Park run by Messrs. Nensey Bros., has been of increased interest to the public due to the reduction in the joy ride tickets to a nominal fee of As. 1 per item.

Botanical specimens were supplied to educational institutions as usual.

The expenditure of the Garden department during the year under reference was Rs. 5,75,240-6-0 as against Rs. 5,45,320-5-0 last year and the income was Rs. 46,237-7-3 as against Rs. 38,052-4-3 during the preceding year.

XII—VICTORIA AND ALBERT MUSEUM

The museum remained open for 307 days as against 302 days during the previous year. 10.8 lakhs visitors visited the museum as against 11.7 lakhs during the previous year. 14,383 students of Primary and Secondary Schools visited the museum during the year as against 12,606 during the preceding year. Total collections from admission fees and sale of publications were Rs. 8,449-5-6 and Rs. 187-8-0, respectively. Following additions were made to the museum during the year.—8 new showcases, 6 plywood trays, 4 inner stands and 2 base stands were prepared for better display of models. Two models were prepared 1 Rice cultivation in rural areas and Ideal Indian Village. Specimens of metal ware were reexhibited in two showcases. 8 books at Rs. 168-1-0 were added to the Museum Reference Library. 7 specimens of Bidriwork, 1 of lacquered ware, 1 of ivory and 1 inlaid with ivory were added at a total cost of Rs. 621-9-0. Reference service was rendered to Research Students from outside Bombay and to about 275 visitors. 250 copper coins of Sultans of Gujarat were presented to Gujarat Research Society, Bombay and 25 coins to the Seth M. A. High School, Andheri. Expenditure incurred on the maintenance of the museum was about Rs. 50,000.

XIII—MUNICIPAL LIBRARIES

859 and 172 books costing about Rs. 2,266-10-0 and Rs. 442-6-0 for Municipal Libraries in City and Suburbs were purchased respectively during the year under report with the help of Book Selection Committee.

About 2,57,401 and 83,107 visitors took the advantage of the libraries in City and Suburbs respectively during the year under report.

Complete reorganisation was carried out as sanctioned under Corporation Resolution No. 1120 of 11th January 1956.

Total income derived from City and Suburbs Libraries was about Rs. 1,079 and Rs. 384 as against about Rs. 1,211 and Rs. 683 respectively during the previous year.

The expenditure over the Municipal Libraries in City was Rs. 44,573-12-0 as against about Rs. 49,886 during the previous year, while the expenditure on suburban libraries during the year under report was Rs. 4,674-2-3 as against about Rs. 5,033 during the previous year.

XIV—CENTRAL STORES

Tenders were invited for the purchase of stores during the year 1955-56 in 150 cases as against 136 cases in the preceding year. During the year about 19,359 tons of cement worth about Rs. 21.43 lakhs; 1,51,492 R. ft. Galv. Iron pipes worth about Rs. 1.75 lakhs; 83,827 R. ft. Cast Iron and Hume Pipes worth about Rs. 12.54 lakhs; 2,237.75 tons of Iron materials worth about Rs. 11.79 lakhs; 39,466 yards of cloth worth about Rs. 0.29 lakhs were purchased. 4,534½ Bengal Maunds of Grain (Grams, Bajri and Wheat Bran) for Head Supervisor and the Superintendent of Gardens, worth about Rs. 43,953 were purchased and 5,914½ Bengal Maunds of Wheat and Rice and Nagli for various Hospitals and Maternity Homes worth about Rs. 99,407 were purchased.

The total purchase effected during the year including the articles received on Return Stores Memo from Municipal Departments amounted to Rs. 68.01 lakhs as against Rs. 65.69 lakhs in the preceding year. The increase was due to the higher demand for the supply of materials. The balance of stock on hand on 31st March 1956, was worth Rs. 19.27 lakhs as against Rs. 29.34 lakhs in the preceding year.

The total number of orders placed with the contractors and other dealers was 3,938 as against 3,855 in the preceding year. The number of indents, inclusive of Sales Memos received from the departments was 41,466 as against 42,268 in the preceding year.

Most of the articles purchased during the year were of Indian manufacture and the value thereof amounted to Rs. 64.88 lakhs. The value of foreign goods purchased amounted to Rs. 3.13 lakhs. During the year, no dust bins were issued to the public by this Department as in the previous year.

The total turn-over of the department, *viz.*, Receipts and Issues of stores came to Rs. 146.08 lakhs as against Rs. 138.78 lakhs in the preceding year.

The stock of stores was verified but no case of any appreciable difference in stock was noticed. The abnormal conditions created by the war reacted sharply on the department during the year as before. The rates quoted in the annual tenders for the year 1956-57 invited during the months of November 1955 and January 1956 were in a few cases higher than the market rates and only a few of the tenders had to be rejected.

This department, however, successfully played its role of a major supplying agency to the various Municipal Departments.

XV.—LICENCES

The number of permits and licences issued during the year was 37,217, as against 36,721 during the previous year. These permits and licences realised 11.29 lacs as fees, as against 9.99 lacs in the previous year. The outstanding amount of licence fees amounted to Rs. 1,86,251-12-0, as against Rs. 97,896 during the previous year. Out of this outstanding amount approximately Rs. 1,25,000 have already been recovered and kept as deposits, which are being adjusted in accounts. Thus the total licence fees will amount to Rs. 12,54,500 approximately. The loss of revenue incidental to disuse or demolition of old licensed premises amounted to Rs. 0.42 lacs, as against Rs. 0.40 lacs in the previous year.

The total number of permits issued for exhibiting sky-signs and other advertisements was 3,800 which realised Rs. 4.24 lacs as revenue while the corresponding figures for the previous year was 3,645 and Rs. 4.16 lacs approximately, respectively. The ground rent recovered for advertisement sites is Rs. 4,567-0-0. An amount of Rs. 23,844 received for ground rent is lying in deposit and the same is being adjusted.

The total number of hawker and squatter licences issued during the year was 37,873, as against 26,202 issued during the previous year. The fees realised were Rs. 4.0 lacs, as against Rs. 4.30 lacs for the previous year.

During the year, the Licence Department instituted 4,737 prosecutions for offences under Sections 328-328A, 394 and 412A of the Bombay Municipal Corporation Act, as against 6,693 prosecutions in the previous year. The total amount of fines inflicted was Rs. 16,239 as against Rs. 19,502 of the previous year.

XVI—SHOPS AND ESTABLISHMENTS DEPARTMENT

The total number of establishments as on 31st March 1956 stood at 91,230 as against 86,203 on 31st March 1955, while the Registration fees, etc., amounted to Rs. 15,145-10-0 as against Rs. 13,963-0-0 for the preceding year.

During the year under report 71,602 visits were paid to the various establishments and 2,180 complaints were received, besides 22 complaints which were pending during the previous year. Investigations in respect of 2,156 complaints were carried out and with a view to enforcing the provisions of the Shops and Establishments Act more effectively, 448 mass-raids were carried out. Of the 708 prosecutions pending at the close of the preceding year and 4,840 launched during the year under report, 4,801 were decided resulting in the realization of fines amounting to Rs. 1,50,818.

Grant-in-aid received from Government for the year 1954-55 was Rs. 1,17,253, while Rs. 13,963 were realised by way of registration fees, etc., during the same year. The total expenditure incurred on the administration of the Act during the year 1955-56 was Rs. 1,92,253-14-10 (exclusive of Provident Fund, Leave Contribution and Supervision Charges).

PAYMENT OF WAGES ACT, 1936

By Government Notification No. 729/48 of 3rd March 1955, the Payment of Wages Act, 1936, was made applicable to the establishments covered by the Shops and Establishments Act, 1948. The Inspectorate endeavoured to guide and educate employers in the methods of maintaining various registers and records under the Act. 452 complaints against employers were received of which 365 were settled amicably by adopting conciliatory methods. Only in three cases, applications were filed before the Authority under the Payment of Wages Act by the complainants themselves and in one case the complainant approached the Labour Commissioner, as a result of which further action in these cases by the department was not possible. The rest of the complaints either did not fall within the purview of the Act or the information furnished by the complainants was inadequate to enable this department to proceed with the cases.

THEATRE TAX

The Theatre Tax Section continued to function under the supervision and control of the Chief Inspector, Shops and Establishments, for the purpose of recovery of Theatre Tax. The Corporation sanctioned the levy of Theatre Tax at the same rate as during the previous year. A rebate of 12½ per cent. and 20 per cent. was allowed during the year under report for Class I and Class II Cinema Theatres, subject to their paying the Tax in advance for the full month within the first five days of the month.

There were in all 29 Class I and 27 Class II cinema theatres in the City. Reclassification of 4 cinema theatres from Class II to Class I, resulted in the increase of Theatre Tax by about Rs. 9,000. Theatre Tax was also levied on dramatic performances, dances and variety entertainments held in the City, wherever admission was on payment. Exemption from payment of tax was granted to such performances as were exempted from the payment of Entertainment Duty by the Commissioner of Police, being in aid of charities or for the advancement of cultural and educational progress.

Rule No. 4 of Theatre Tax Rules was suitably amended so as to give relief to such organisers as were granted post-dated exemptions by the Police Authority from payment of Entertainment Duty.

The total income realised by way of Theatre Tax during the year 1955-56 was Rs. 5,64,144-12-0 as against the expenditure incurred *viz.*, Rs. 17,170-9-6.

The total income of the department during the year under report was Rs. 5,81,383-15-0 comprising of (1) Registration etc., fees Rs. 15,145-10-0 (2) Miscellaneous Receipts Rs. 2,093-9-0 and (3) Theatre Tax Rs. 5,64,144-12-0.

XVII.—MARKETS AND SLAUGHTER HOUSES

The revenue from the Markets and Slaughter Houses was Rs. 39.63 lakhs as against Rs. 37.00 lakhs in the preceding year showing an increase of Rs. 2.63 lakhs which was due to increase in receipts of stallages, slaughter fees, Fair fees, Blood fees, Miscellaneous Receipts and outstanding licence fees from Private, Markets etc.

The number of Municipal Markets in the year was 21 including the squatter area at Parel Village as also the Municipal Plantain Market at Byculla and the newly constructed Dongri Municipal Market at Dr. Meishri Road. The total receipts from stallage charges, squatters fees, scaled fees and licence fees etc. amounted to Rs. 26.63 lakhs as against Rs. 26.01 lakhs in the preceding year, while the net receipts amounted to Rs. 18.66 lakhs as against Rs. 18.61 lakhs in the preceding year.

The average percentage of vacant stalls per quarter was 8.09 as against 7.07 and 7.86 respectively in the preceding three years.

The number of Private Markets during the year was 22 and that of Private Slaughter Houses one. The licence fees realised from them was Rs. 87,234 as against Rs. 76,242-4-0 in the preceding year. The licence fee in respect of the Shroff Private Market remained to be realised as the matter was under negotiation.

The number of outside meat shops during the year under report was 188 as against 189 in preceding year and the total licence fees realised from these shops amounted to Rs. 13,808.

The total quantity of unwholesome articles of food such as Meat, Fish, Fruits, Vegetables etc., and the contraband meat seized and destroyed was 6,16,561 lbs. as against 4,36,569 lbs. in the previous year. In all 696 seizures were effected for contraband meat and 604 prosecutions instituted resulting in conviction of 266 persons and recovery of fine amounting to Rs. 4,403-0-0. The amount realised by selling the seized animals by auction was Rs. 4,325-0-0. Besides this, over Rs. 1,120 were recovered by way of penalty for importing animals into the city without requisite permits.

The slaughter, removal and other fees realised at the Bandra Slaughter Houses, together with the slaughter fees, etc., at the DeLisle Road Sheep Market and Pig Slaughter House amounted to Rs. 11.12 lakhs.

XVIII—K. E. M. HOSPITAL AND SETH G. S. MEDICAL COLLEGE

The K. E. M. Hospital has an accommodation of 550 beds and the hospital had to work far in excess of its capacity throughout the year.

The total number of in-patients admitted during the year 1955 was 21,732 as against 20,895 and 19,257 during the previous two years. Out of 22,420 in-patients (including 688 of the previous year) 6,448 were cured, 9,134 were relieved, 4,345 either left the hospital against medical advice or were otherwise discharged and 1,784 died (excluding 7 still born) thus leaving a balance of 709 patients at the end of the year.

The maximum number of in-patients on a single day was 792 and the daily average worked out to be 718.9 against the 550 beds available. The average number of days for which each patient was resident in the hospital was 12.04 as against 11.71 in the previous year. The total number of new out-patients treated during the year was 1,75,145 as against the number of 1,82,265 during the previous year thus showing a decrease of 7,120 patients most probably due to the introduction of the Government Insurance Scheme. The total number of out-patients treated during the year, including the casualty patients was 6,10,345 as against 6,37,637 during the previous year with a daily average of 2,053 as against 2,145 during the previous year. The highest number of out-patients attending on one day during the year was 2,761 as against 3,016 during the previous year. The maximum number of new out-patients, indoor admissions and casualty cases were, 74,797 and 168, respectively. 9,750 operations were performed on indoor patients and 29,363 operations were performed on out-door patients during the year as against 9,734 and 26,578, respectively, during the previous year.

The average cost per in-patient per day was Rs. 8-3-11 as against Rs. 8-8-2 and Rs. 8-12-6 during the previous two years. Similarly, the average cost per in patient admission was Rs. 96-12-7 as against Rs. 102-10-10 and Rs. 108-0-4 during the previous two years.

An amount of Rs. 50,517-10-0 as against Rs. 41,907-10-6 of the previous year was spent for affording relief to the poor patients out of the Poor Box Charity Fund on expensive drugs, injections blood transfusions etc. and Rs. 2,376-5-0 for appliances. This amount was not taken into account while working out the average cost per inpatient. The fund continued to give relief and comforts to the deserving patients which ordinarily could not be given out of the Municipal grants. The total amount spent out of this Fund comes to Rs. 52,893-15-0 while the total collections from the poor boxes displayed in the out-patients department and wards and by way of donations etc. amounted to Rs. 34,012-13-9.

The Blood Bank worked as satisfactorily as before. Blood transfusions were given to 2052 cases for which a sum of Rs. 18,805-0-0 had to be paid to the donors from the Poor Box Charity Fund. A sum of Rs. 31,322-0-0 was received from the relatives of the patients for the blood and plasma supplied.

Out of the nurses trained, 47 nurses passed in Junior and 28 nurses passed the Senior Examination held by the Bombay Nurses, Midwives and Health Visitors' Council. 8 Nurses have passed the examination with higher percentage of marks and prizes were awarded to them.

The Nurses' Welfare Fund continued to provide amenities for recreations etc. to the Nursing Staff by arranging dramas, dances, etc.

The school clinic attached to the hospital treated in different departments 6,523 children as against 7,963 during the previous year. The total expenditure over the clinic was Rs. 15,600-0-0 as against Rs. 15,735 during the previous year.

The Prophylactic Immunization Centre and Family Health Centre continued their work satisfactorily in their respective spheres. 2,333 cases were given Anti-Rabic treatment in the Prophylactic Immunization Centre.

The Physiotherapy Centre is functioning quite satisfactorily. Ten students (9 diplomas and 1 certificate) of the first training course passed their final examination from the Physio Therapy Training School. During the year there were 23 students under training.

The Occupational Therapy Centre and the School continued to function and carried out very useful work in the field of rehabilitation of the crippled patients.

The Medico Social Department which started in the month of September 1954 also functioned very satisfactorily. It helped much in finding out the social, economical and environmental factors associated with the onset of the diseases.

The ambulance service was continued during the year and very useful service was rendered to the patients as before.

Dr. Jivraj N. Mehta Pharmacological Laboratory attached to the hospital, manufactured many injectables and carried on analytical work during the year. Several injectables would have had to be purchased from the market in the absence of the above laboratory, the cost of which would have been considerably high. The manufacture of these injectables in the above laboratory has resulted in a considerable saving in the medicine grant of the hospital.

The College and the Hospital Employees' Co-operative Credit Society carried out its business very satisfactorily as before.

During the year a Demonstration Project in Rehabilitation was started, the head quarters being at the K. E. M. Hospital. It has been sponsored by the Government of India, State of Bombay and the Bombay Municipal Corporation with the assistance of the United Nations and the World Veterans Federation. Three experts, one specialist in Administration and Vocational Rehabilitation, one Occupational Therapist and one Physiotherapist have been assigned to the Project. Dr. M. V. Sant, has been appointed as the Medical Director by the Government. The project personnel assist in the building up and expansion of the existing rehabilitation services at all the Institutions in Bombay and co-ordinate their activities. They assist in strengthening the rehabilitation and training programme at the K. E. M. Hospital by improving its facilities and by applying the teamwork technique to assure a co-ordinated approach to individual patients, taking into account not only the medical but also the social and vocational aspects of the problems involved.

Thanks are due to the War Relief Services—National Catholic Welfare Conference (U.S.A.) which donated, through His Eminence the Cardinal Archbishop of Bombay, articles such as, butter oil, cheese, milk powder etc., for the use of patients.

SETH G. S. MEDICAL COLLEGE

Of the 82 fresh admissions in the College in June 1955, all were single. Of the 632 students on the roll at the close of the year, 145 were lady students and 167 post-graduate and research students as against 133 and 171 respectively, at the end of the previous year, when the total was 666. Out of 554 students sent up for various examinations 347 passed the whole examination against the corresponding figures of 593 and 355 of the previous year.

Expenditure of Rs. 5.45 lacs (including payment of dearness allowance of Rs. .87 lacs) as against Rs. 5.03 and Rs. 5.06 lacs in the previous two years, respectively, was incurred on the College and the Hostels attached to it while the revenue derived by way of tuition fees, hostel rent, etc., was Rs. 1.69 lacs as against Rs. 1.77 and Rs. 1.90 lacs in the previous two years, respectively. The gross cost and the net cost per student worked out at Rs. 1,172.5 and Rs. 808.1 respectively, as against Rs. 1,015.8 and Rs. 658.2 in the previous year. The amount of fees received from the post-graduate students was Rs. 22,480 as against Rs. 23,870 and Rs. 22,110 in the preceding two years.

The number of male students residing in the hostel during the year was 147. The number of lady students residing in the lady students' hostel was 28 during the year.

The income derived from and expenditure incurred on the Hostels were Rs. 20,656 and Rs. 33,713 respectively, as against Rs. 21,324 and Rs. 35,043 in the previous year.

XIX.—BAI YAMUNABAI L. NAIR CHARITABLE HOSPITAL, BOMBAY

1. The number of beds available for men, women and children remained 330 during the year. The total number of in-patients admitted during the year was 13,444 as against 12,767 in the previous year. Out of the total number of 13,791 in-patients including the balance of 347 patients of the previous year, 6,971 were cured, 2,779 were relieved, 2,771 either left the hospital against medical advice or were otherwise discharged and 938 died, leaving a balance of 332 patients at the end of the year. The maximum number of in-patients on any single day was 395 and the daily average worked to 347.96. The average number of days each patient was resident was 9.45 days against 9.69 days in the previous year. The average cost per patient per day was Rs. 7-11-7 against Rs. 7-8-9 during the previous year.

2. The total number of out-patients' attendance excluding casualty patients during the year was 2,66,039 as against 2,63,107 of the previous year which gave a daily average of 891.42 as against 882.38 of the previous year. The highest number of out-patients' attendance on any one day was 1,366 against 1,394 in the previous year.

3. The total number of operations on in-patients and out-patients performed during the year was 4,582 and 5,197 respectively against 4,849 and 4,820 in the previous year.

4. The Poor Patients' Fund continued to provide deserving patients with such needy relief which could not ordinarily be given out of the Municipal Fund. The total amount of collection was Rs. 34,249-0-6 out of which the amount spent was Rs. 25,507-0-6 while contribution during the year by way of collection from out-patients and Ward Boxes amounted to Rs. 13,282-11-6.

Topiwala National Medical College

1. The college had 346 undergraduate students on the roll at the close of the year out of whom 68 were lady students. Besides, there were 75 post-graduate students including post-graduate lady students. 60 students were admitted in June 1955 including 16 lady students. In addition to this, 7 students were admitted for Condensed M.B.B.S., Course. Out of 344 students sent up for various examinations, 199 passed during the year.

2. A total expenditure of Rs. 3,96,430 was incurred during the year under report against Rs. 3,58,682 in the previous year. The total income received on account of fees, etc. from the students during the year report amounted to Rs. 1,08,413 against Rs. 1,23,721 during the previous year. A sum of Rs. 1,13,760 was received from the Government as Grant-in-aid for the year 1953-54.

3. A new department of Preventive and Social Medicine which was sanctioned by the Corporation last year has started its work since January 1956. Dr. V. N. Panse, M.D., M.P.H., has been temporarily appointed as Assistant Professor of Preventive and Social Medicine. A Medico Social Worker has also been appointed to assist him in the work. Efforts are being made to get an expert through Central Government from W. H. O. for the post of Professor of Preventive and Social Medicine.

4. The plans for a new College Building have been prepared and are being submitted to the Corporation and the plot of land in the vicinity for the construction has already been acquired. It is expected that the construction will start in October 1956.

5. The total number of male students residing in the Hostel was 63. For want of accommodation, admission to the Hostel had to be refused to a large number of students. The Corporation have approved the plans and estimates for putting up a hostel at Haji Ali Park for 120 students of Topiwala National Medical College. The tenders have been approved. The construction work was held up for want of cement.

XX—THE NAIR HOSPITAL DENTAL COLLEGE, BOMBAY 8

During the year under report, the College had 76 Dental Chairs, 52 Dental Units, 2 Dental X-Ray Machines. Besides, the College had other equipments to give dental treatment and tuition in dentistry on modern lines. There were 138 students including 22 lady students on the roll as against 137 and 19 respectively, in the previous year. 24 students including 3 lady students appeared and passed the Diploma Examination as

against 22 and 3 respectively, in the preceding year. The College Diploma is recognised not only by the State and the Union Government but also by leading Institutions in the line in U.S.A., U.K., and other foreign countries. The College also runs a Dental Clinic where all types of dental treatment, silver, gold and cement fillings, artificial sets of teeth, regulation of teeth is done by charging nominal fees. During the year 62,944 patients (35,945 males, 16,924 females, (10,075) children) were treated as against 64,154, in the previous year. The total expenditure incurred was Rs. 2.15 lacs as against Rs. 1.17, lacs in the previous year and the total realisation by way of fees from students and patients was Rs. 76,881-10-0 as against Rs. 78,824, during the previous year.

The Academic Council looked after the academic affairs of the College and the Advisory Board which conducts Final L.D. Sc. Diploma Examination, etc., continued to function during the year under report, as before. Since June 1954, the College is affiliated to the Bombay University for B.D.S. Degree in Dentistry. Almoner service was done from the Poor Box Fund to poor deserving patients in the shape of supplying sets of artificial teeth, vitamin and penicilin injections, etc.

XXI—MUNICIPAL GENERAL HOSPITAL, SION, AND ANNAPURNABAI DESHMUKH HOSPITAL FOR WOMEN

During the year under report, the bed accommodation in the hospital was raised from 300 to 350. The total number of patients admitted during the year was 16,926. The highest number of in-patients on a single day was 435 and the daily average number of in-patients was 387.6. Average number of days each patient was resident was 8.35 days.

The total number of in-patients treated was 17,308 including 382 of the previous year's balance. The number of Maternity and Gynaec cases were 6,635. The total number of operations performed on in-patients was 5190. The average diet cost per in-patient per day was Rs. 0-15-6 as against Rs. 0-14-6 in the previous year.

The total number of new out-patients was 90,611 with a daily average of 292.2. The highest number of out-patient attendance on a single day was 2,442. The number of operations performed on out-patients was 6,223.

Paying Patients.—The number of paying patients admitted during the year under report was 1,329. The number of operations performed on the paying patients was :—

Major Operations	...	267
Minor Operations	...	164

The amount in the Poor Box Fund as on 31st March 1955 stood at Rs. 84,949-0-3. Collection from Poor Boxes, donations, sale of drugs and injections and other miscellaneous receipts during the year amounted to Rs. 35,296-13-5 and expenditure to Rs. 21,414-5-0. The amount in the Poor Box Fund as on 31st March 1956 stood at Rs. 98,381-8-8.

The M. G. Hospital, Sion, is affiliated to the University of Bombay and to the College of Physicians and Surgeons of Bombay for post-graduate as well as under-graduate teaching. The hospital has been attached to the Topiwalla National Medical College for clinical instructions to the undergraduate students.

XXII—GROUP OF TUBERCULOSIS HOSPITAL, SEWRI

There were three T.B. Clinics for outdoor patients attached to the Group of T.B. Hospitals at Sewri, where cases in primary and advanced stages received institutional treatment. The total number of beds at these hospitals was 358 (193 for males and 165 for females) against 348 in the previous year; 10 beds having been added during the year. Each Clinic is managed by well-qualified staff and is equipped with appliances like X-Ray machines etc. necessary for diagnosis and treatment of patients. Ambulatory treatment and A. P. and P. P. refills are also available at the Clinics. The total number of patients in various stages of Pulmonary Tuberculosis treated at the hospitals during the year was 2,778 (including 341 of the previous year) as against 2,610 during the previous year. The largest number of admissions was within the age group between 20 and 30 years. The

total number of surgical operations performed on patients was 692 as against 541 in the previous year.

The follow-up of discharged patients and giving them A. P. and P. P. refills were continued as before. The total number of such A. P. and P. P. refills given during the year were 909 and 26,239 against 1,488 and 23,018 respectively in the preceding year. Some of the patients attended the Hospitals for follow up continuously for over 3 years. There were 909 new admissions to the out-door A. P. and P. P. refill Department during the year against 1,001 in the previous year.

The total expenditure incurred during the year was Rs. 7.97 lakhs approximately, as against Rs. 7.84 lakhs in the previous year. The average cost per patient per day was Rs. 6-7-6 as against Rs. 6-6-0 in the previous year.

The Poor Box Charity collections including fees for medical certificates received during the year amounted to Rs. 12,016-2-6 and a sum of Rs. 5,129-9-9 was spent on medicines, injections etc. administered to poor patients. A regular monthly donation of Rs. 100 from the British India Steam Navigation Company Ltd., was continued during the year. While thanking the Company for their donation sincerely we hope that more donations of this type would be forthcoming to supplement municipal efforts in eradicating this disease.

XXIII—EDUCATION

At the close of the year, there were 2,12,605 Pupils in 450 Schools and 79 Classes in Greater Bombay, the number in the City being 174,537 in 352 Schools and 45 Classes and in the Suburbs, 38,068 Pupils in 98 Schools and 34 Classes. The corresponding figures for the previous year were 1,96,862 Pupils in 447 Schools and 64 Classes in Greater Bombay which was made up of 1,63,718 Pupils in 351 Schools and 40 Classes in the City and 33,144 Pupils in 96 Schools and 24 Classes in the Suburbs. Thus, during the year, there was a net increase of 15,743 pupils in Municipal Schools. The highest number of Pupils on Rolls was 2,27,934 at the end of September 1955. The number came down to 2,12,605 at the end of March 1956. The Average number of Pupils throughout the year was 2,09,301-1,72,333 in the City Schools and 36,968 in Suburban Schools. The total number of Teachers in Greater Bombay at the end of the year was 5,783 of whom 5,532 were ordinary and 251 Special Teachers, as against 5,289 Teachers of whom 5,040 were ordinary and 249 Special Teachers in the preceding year. Out of 5,532 Ordinary Teachers, 4,445 were permanent and 1,087 were temporary as against 5,040 Ordinary Teachers of whom 4,260 were permanent and 780 Temporary in the previous year. The percentage of Trained Teachers was 88.9 in the City and 85.3 in the Suburbs as against 87.8 in the City and 83.2 in the Suburbs in the preceding year.

The Class Room Formula to determine the number of Teachers which was adopted in 1953 was continued during the year under report. The provision of Leave Reserves was also reduced from 10 per cent. to 7½ per cent. The Class Room Formula is now being examined by a Sub-Committee of the whole of the Education Committee in all its aspects and the matter is still under their consideration.

In the year 1954, at the suggestion of Shri H. D. Gaonkar, M.Sc., (BOM.), T. D. (Lond.), ex-Chairman, Education Committee, a novel scheme was introduced temporarily and on an experimental basis for the improvement of a group of Schools. For this purpose, the Worli area was selected and eight Marathi Schools with a total of 5,397 Pupils and 117 Teachers were covered. The Schools were put in charge of an Inspector, guided by a General Committee and assisted by a Consultative Committee of the Head Teachers of the Schools selected. A close check on the day-to-day work of the teachers was kept and a record of their work was also maintained. Regular guidance was given to Teachers showing low efficiency by means of model lessons and Teachers' Meetings for discussing problems of division of syllabus, class management, methods of questioning, retarded children, use of Text Books, Rapid Readers, etc. Special attention was paid to all Pupils, grouped below normal. With a view to co-operatively tackling the problem of discipline and inculcating habits of obedience, order, cleanliness, courtesy, etc., prefect system, First Aid and 'Safai' Corps were introduced. School Debating Societies, inter-school debates, co-operative stores, school magazines, planned excursions and Nature Study Visits, Scouting and Games, were encouraged and were followed up by follow-up work in oral or written composition. For fostering healthy competition amongst students of these selected

Schools School Parliament and House System were introduced. Though the effects of the above are yet to be assessed the Schools of the area showed a marked improvement during the year under report.

Another experiment in teaching on progressive lines was started during the year under report in the Municipal Ghatla Marathi School situated in a small village in Trombay. The Teachers are encouraged and given a free-hand to employ any method they thought good and effective and to organise the School on any lines they thought best provided inspection and careful evaluation prove the results satisfactory. The Teachers prepare their own Teaching Aid, Charts, and Cards and Pupils also help in this.

A Research Unit was established *vide* Corporation Resolution No. 1063 dated 21st December 1954 for implementing the suggestions made by Shri R. V. Parulekar, in his report on Bombay City Educational System. It started functioning from 6th July 1955 under the Supervision of Smt. Madhuri R. Shah; B.A., M.Ed., Ph.D. (BOM.); Ph.D. (LOND.), as the Research Officer. An Advisory Committee consisting of eminent educationists was appointed to guide the Research Unit. Problems relating to non-attendance of children of Compulsory Age in the Primary Schools were undertaken for study and investigation by the Unit. It is difficult to study intensively a vast area like Greater Bombay but to begin with a sample survey of the Compulsory group of children in a population of 10,000 persons in the Worli Area (Electoral Ward No. 31) was undertaken during the year under report. The object of the Survey was to estimate the percentage of Compulsory School-going age children to the population in the Area and other correlated problems.

As usual, the syllabus of studies was divided up month by month and distributed to the Schools. Teaching Aids were supplied to Schools and additional Teaching Aids such as Maps, Charts and Models were prepared by the Teachers themselves. Monthly tests were continued to be taken of pupils of Standards IV to VII and Weekly Tests of those of Standards I to III. Double Promotion Examinations were held in accordance with the revised rules so as to encourage really extra-ordinarily bright pupils.

In all, 10,083 pupils (8,902 from City and 1,181 from Suburbs) from Municipal Schools appeared for the Primary School Certificate Examination 1955 and 46 per cent. of them (45 per cent. from City Schools and 47 per cent. from Suburban Schools) were declared successful.

Some of the main factors which hampered *inter alia* the progress of pupils were largeness of certain classes, lack of suitable buildings, inadequate facilities to pupils to study at home and economic conditions of the parents.

Schools with big class rooms sometimes had 60 to 65 pupils in a class rendering it unwieldy and unmanageable for the Teachers. The standard of education thus suffers and especially it is so in the case of Schools run in hired residential premises. The evils of Double Sessions, etc. raised the question of adequate accommodation for Schools and it is hoped that an exhaustive programme of new Buildings construction which has now been taken up would improve the situation to a large extent in a few years.

The Revised Curriculum for Standards I to VII came into force from June 1955.

The number of Municipal-owned School Buildings at the end of the year was 70 of which 35 were in the City and 35 in the Suburbs, accommodating about 40,000 pupils in all. The rest were housed in rented buildings. The unsatisfactory condition of rented buildings continued to be a great handicap especially for want of proper and timely repairs on the part of the reluctant landlords thereof.

Besides imparting education in the three R's the Corporation also imparts Vocational Education. There were 23 Municipal Vocational Upper Primary Schools which prepare pupils for Primary School Certificate Examination with the subject of Craft as one of the Compulsory subjects. Carpentry and Tailoring are also taught in the Schools. Other subjects taught are Sewing, Embroidery, Tailoring, Printing, Book-binding, Repairing of clocks, Sign-board Painting and Carpet Weaving. In all, 3,281 Pupils were attending these Classes out of whom 2,901 received instruction in Carpentry and Tailoring.

At the close of the year, there were 293 Aided Schools in Greater Bombay (227 in the City and 66 in the Suburbs) as against 289 in the previous year. The Number of

Pupils in these Aided Schools was 70,182 as against 67,345 in the previous year. The number of Recognised Schools not receiving Grant-in-aid was 43 with 7,946 Pupils as against 43 with 8,452 Pupils in the previous year. The total number of Teachers in Aided Schools including 441 Special Teachers was 2,698 as against 2,862 in the previous year. The total amounts of Grants recommended for payment to Aided Schools were Rs. 4,19,623 for the City and Rs. 1,43,874 for the Suburban Schools as against Rs. 3,69,918 and Rs. 1,11,030 respectively for the previous year. These amounts included the amounts of Grants to the four special institutions.

Till the end of the year 1954-55, Grants in favour of English Teaching Schools were being assessed on the basis of the expenditure incurred by those Schools on those Indian Christian children who claimed English to be their mother tongue. This resulted in very meagre amounts being assessed in favour of English-teaching Aided Schools. This practice was being followed in accordance with the explanation to Rule No. 16 of the Grant-in-aid Code but was not in keeping with the spirit of Article 30 (2) read with Article 12 of the Indian Constitution. With the sanction of the Corporation, Grants-in-aid for the year 1955-56 in favour of English Teaching Schools were assessed on the basis of expenditure on all the Pupils of English Teaching Schools, as in the case of other Aided Schools. Government is being requested to take steps to delete the explanation to Rule 16 of the Grant-in-aid Code.

The Average Cost per Pupil calculated on the Total Number of Pupils on the Rolls in the Aided Schools worked out to Rs. 75.6 in the City and Rs. 55.3 in the Suburbs as against Rs. 71.5 and Rs. 65.7 in the last year. The average Cost per Pupil to the Corporation by way of Grant was Rs. 7.7 and 7.2 for the City and Suburbs, respectively as against Rs. 7.5 and Rs. 9.1 respectively in the preceding year.

A Revised Grant-in-aid Code has been prepared and the same is still under the consideration of the Education Committee.

The work of enforcement of compulsion was being looked after by the Special Attendance Officer with the assistance of Attendance Officers. With the disbandment of the Attendance Department, this work is now being looked after by the Superintendents of Municipal Schools. As required by Rule No. 5 of the Rules framed by Government under Section 18 of the City of Bombay Primary Education Act of 1920, as amended up to-date a Census of non-attending children of school-going age was taken early in 1955 which revealed that there were 33,500 non-attending children of compulsory age and 12,623 children below six years of age.

Physical Education was imparted in almost all Schools on the lines of the curriculum laid down by Government with suitable modifications. The number of Pupils taking physical Education was 2,05,332 out of 2,12,605 as against 1,88,987 and 1,96,862 respectively in the previous year. Mass Drill Displays were also held and about 1 lakh children from Municipal Schools took part in the mammoth rally in honour of the arrival of Marshal Bulganin and Shri Khrushchev, Soviet leaders in the City Annual Sports were also held as usual.

The Municipal Boy Scout and Girl Guide Association continued their activities vigorously as before. The usual activities such as week-end camps, social work, etc. were carried out during the year. After consistent representation for the past few years the national headquarters, Bharat Scouts and Guides at last agreed to form a separate association of the Municipal Scouts and Guides during the year under report. Shri M. V. Donde was appointed as the Assistant Commissioner of the Municipal Boy Scouts and Smt. K. Khandvala, Education Officer was appointed as the Assistant State Commissioner of the Girl Guides. The National Scout Week and the Annual Scout Sports and Rally were also held as usual.

A unique feature of the Education Department is the Central Library for the City Teachers. During the year, the Library contained 18,359 books as against 18,089 in the previous year and a good number of teachers took advantage of the same. The daily Average Attendance in the Library was satisfactory. The School Health Service under the Executive Health Officer was continued as before for the benefit of children of Municipal Primary Schools. Medical Examination of 56,114 pupils studying in Standards I and III as well as those from Standards II and IV not examined in the previous year was taken by the Medical Inspection Department during the year. Free Medical treatment was given at the Municipal Dispensaries and at the Central School Clinic at the K. E. M. Hospital, and the various Vaccination Centres. Free milk and snacks were supplied to

about 45,000 undernourished children in the year. The Milk Scheme continued to function satisfactorily in the Suburbs during the year and 8,880 children were recipients of free milk and snacks in the Suburbs. Various extra-curricular activities such as Vacation Libraries in the Summer Vacation, Sharad Utsav, School Anniversaries, excursions, co-operative stores were carried on as usual during the year under report.

The Average yearly cost per pupil in the City Schools calculated on the Number of Pupils on Rolls was Rs. 70.76 as against Rs. 72.1 and 73.8 in the previous two years and the average cost per pupil on rolls in the Suburban Schools was Rs. 55.16 as against Rs. 55.9 and 61.2 in the previous two years.

XXIV.—PUBLIC HEALTH DEPARTMENT

Area and population.—According to the census of 1951, the population of the city was 23,29,020 on which the vital statistical rates in this report are based. The mid-year estimation of population was calculated to be 26,92,646. The area of the city is 26.189 square miles (16,751.42 acres) with the population density of 139 per acre.

Birth and death registration 66,575 live-births and 28,108 deaths were registered during the year. The rates of births and deaths per 1,000 of the census population were 28.6 and 12.1 respectively and they were 24.7 and 10.4 per 1,000 of the mid-year estimated population. Still-births totalled 2,921 or 4.4 per cent. of live births.

Infant mortality numbered 7,897 which was 637 less than in the preceding year. The infantile death rate (per 1,000 live births registered) was 118.6. If the number of deaths of infants born outside the city is excluded from the total number of deaths among infants, the rate of infant mortality would be 93.5. Diseases of the respiratory system, infantile debility and premature births caused 5,950 or 75.3 per cent. of the infantile deaths.

Maternal and child welfare service was rendered by the medical officers in charge of the Municipal maternity homes with the help of the health visitors attached to 5 main and 10 subsidiary clinics. Each of the subsidiary clinics worked two days every week and the five main clinics worked thrice every week. The maternity and child welfare centre at Dharavi was conducted by 2 resident health visitors under the supervision of the medical officer, Cadell Road Maternity Home.

The health visitors paid 23,742 visits in several districts and attended 45 confinements at homes during the year, while the medical officers personally visited 2,306 cases.

The number of confinements that took place in the 5 municipal maternity homes was 10,169.

B. C. G. Vaccination was given to 4,159 new-born babies at the 5 maternity homes.

The maternal mortality rate recorded during the year was 1.0 as against 1.1 in the previous year. Investigation into maternal mortality was completed during the previous year and the recommendations are under consideration.

Birth spacing on medical grounds—The total attendance at the 17 family planning clinics was 7,360. 4,393 women were given advice and supplied with appliances free of charge.

Infectious Diseases.—During this year, 8,461 cases of infectious diseases were reported as against 14,549 in the previous year. Plague and Cholera were absent. Small-pox caused 166 attacks (including 28 imported cases and 44 deaths) and enteric fever caused 1,937 attacks (including 178 imported cases and 211 deaths) whilst diphtheria caused 3,151 attacks including 171 deaths.

Immunization.—During the year 30 persons were inoculated against plague, 20,729 against cholera and 2,20,319 against enteric fever. Primary vaccinations and

re-vaccinations against small-pox done were 67,861 and 2,87,104 respectively, as against 72,941 and 16,05,135 respectively in the preceding year when there was an epidemic.

Hospitalisation.—The total number of patients admitted in the City Fever Hospital, Arthur Road, was 12,316, the daily average number of patients remaining under treatment being 428.

Leprosy.—The control of leprosy in the city is exercised through the Acworth Leprosy Home, Wadala. This also includes an out-patient clinic, the cost of conducting which is chiefly borne by this Municipality. The Home provides in-patient treatment to 396 patients (284 males and 112 females). The average daily attendance of patients at the out-patient clinic was 268.2 and the number of new patients treated during the year was 2,636. 1,317 contacts were examined at their homes and 222 were persuaded to attend the clinic where they were examined. 48 were discovered as leprosy patients by examination of contacts and 134 who had interrupted treatment at the clinic were persuaded to resume treatment. In all 6,153 domiciliary visits ('first' 958 and 'subsequent' 5,195) were paid by the health visitors during the year. The medical assistants in charge of the municipal dispensaries also attempted detection of early cases of leprosy. Under the Greater Bombay Leprosy Control scheme, 5 clinics were opened from 1st November 1955, four in the city and one in the suburbs, for the diagnosis and treatment of leprosy.

Malaria was registered as the cause of 5 deaths as against 16 in the previous year and the number of persons "treated for malaria" at the municipal dispensaries was 12 as against 47 in the preceding year.

Tuberculosis took a toll of 1,934 lives and the death rate of T.B. was 0.83.

Venereal Diseases.—A total number of 17,469 venereal cases were treated (14,903 males and 2,566 females). During the year, 22,478 persons attended for prophylactic treatment at the 8 municipal prophylaxis centres, the average daily attendance for treatment and prophylaxis being 661.0.

Medical Relief.—The number of new cases treated at the 24 dispensaries and one mobile unit was 3,50,918 as against 3,36,519 in the previous year. The total attendance numbered 17,05,574 as against 15,05,316 in the previous year. Dispensaries for women and children were conducted by three part-time lady doctors at 6 general dispensaries thrice a week. The number of new cases treated at these dispensaries was 6,885 as against 7,432 in the preceding year. The total attendance was 79,870.

The Bai Lingubai Eye Dispensary was conducted at Kamathipura along with the Bhoomaya Poshety Ashanol Free Ophthalmic Hospital. The hospital has an accommodation of 12 beds, 6 for males and 6 for females, and also a modest yet well-equipped operation theatre. The total number of new cases treated during the year was 12,542. The number of in-patients treated was 184. The total attendance of patients was 87,876.

Health Education and Propaganda.—Health exhibitions and health education film shows on various health subjects were arranged by the publicity section. The propaganda van fitted with a public address system aided anti-cholera, anti-small pox and anti-typhoid campaigns in various localities of the city and several thousand persons were inoculated or vaccinated on the spot. The section carried out health weeks and cleanliness campaigns. Posters, health charts, placards, etc., were prepared.

School health work.—In all, 43,941 children (24,034 boys and 19,907 girls) were medically examined. Of these, 35,430 were found defective. Of these 27.51 per cent. were suffering from general debility, 23.57 per cent. from dental defects, 14.86 per cent. throat troubles, 12.41 per cent. from enlarged lymphatic glands, 5.21 per cent. from skin diseases, 3.70 per cent. from eye troubles and a small per cent. from defective vision and defect in nose.

The total number of cases of school children treated at the School clinic at the K. E. M. Hospital was 7,365 out of which 1,079 were new cases and 6,286 old cases.

Each Municipal school was supplied with a first-aid outfit. 63 poor pupils with errors of refraction were supplied with appropriate pairs of spectacles free of charge.

Out of 56 suspected cases of leprosy, amongst the school children, on examination 36 cases were found to be negative, 18 did not present for further examination as directed and 2 were found to be positive cases and hence were prevented from attending the school. 453 children suffering from minor skin diseases such as scabies, ring-worm, etc., were treated in schools. Talks on different health subjects were given by the school medical officers and school health nurses.

A daily free milk feed of 8 ounces of pasteurised toned milk was given to over 36,800 weak and undernourished children on every school working day. Snacks in the form of chikki and fruits were also given, to supplement the milk diet.

Food sanitation.—The number of inspections made during the year by the inspectorial staff of the health department at the premises of milch cattle stables, dairies and milk shops; eating houses, sweetmeat shops, bakeries, Ice candy and factories, aerated water works and other premises where food was sold, was 2,320, 10,037, 29,221, 519 and 14,587 respectively. 2,136 persons importing milk in the city were inspected, out of whom 402 were found to have no licences and 553 were found carrying milk in open cans without covers. Besides, 664 when found with grass rings in their milk vessels, statutory action was been taken against all of them.

Prosecutions were instituted in 189 cases of hawkers found selling milk in streets without licenses. The total number of persons prosecuted for conducting milk shop without a license and those for breaches of the milk shop license conditions was 242 as against 179 in the previous year. For control of adulteration of milk and other food stuffs a special mobile squad was established.

Municipal laboratory.—34,369 samples were examined during the year as against 27,815 in the previous year. Of these, 25,262 were examined chemically and 9,107 bacteriologically. The samples examined chemically included 11,353 of milk, 436 of ghee, 1,209 of butter, 111 of vegetable products and 6,353 of other articles of food. Out of these, 5,504 samples of milk, 61 of ghee, 756 of butter and 5 of vegetable product were found non-genuine and led to prosecutions being launched against the offenders.

XXV—MUNICIPAL PRINTING PRESS

The total number of jobs executed at the Press during the year was 8,622 as against 8,538 of the previous year. The number of pages for the Corporation and the various committees including Record printed at the Press amounted to 35,925 as against 33,993 of the previous year.

During the year the printing of the Budget Estimates, Establishment Schedule, Municipal Chief Auditor's Administration Report, Electric Supply Bill forms, Motive Power and Domestic Electrical Appliances Hire Bill forms, Mileage cards and Bus Fares Tables and several other jobs were executed for the B. E. S. & T. Undertaking at a total cost of Rs. 1,00,625.

“The Bombay Civic Journal” continued to be printed at the Press every month.

In addition to the purchase of 84 tons of paper at controlled rates, 40 tons of Foreign Bleached as well as Indian Paper had to be purchased locally to supplement our other requirements.

The working of the Press showed a surplus of Rs. *6,543 on the total turnover of Rs. 9.63 lacs during the year as against a surplus of Rs. 3,403 on the total turnover of Rs. 8.39 lacs in the previous year.

The work of implementing the recommendations of Messrs. Ibcn Ltd., on the reorganisation of the Press continued under the guidance of the Standards Officer.

The Labour staff on 29th February 1956 consisted of 237 workers as against 236 on 28th February 1955.

*The figure indicates working surplus. The work is charged on the basis of actual cost. The Press does not work with a view to making a profit.

XXVI—LEGAL DEPARTMENT

During the year under report the department continued to attend to contested matters and other proceedings in the High Court, City Civil Court, Small Causes Court and Police Courts. The Department received 7,280 files, addressed 1,678 letters to outside parties or their legal advisers and gave advices on 158 documents. Corresponding figures for the preceding year were 7,416 files, 1,390 letters and 162 documents. The report contains figures of High Court and City Civil Court Suits as well as number of documents such as conveyances etc., that were completed.

The income by way of costs recovered amounted to about Rs. 26,513-10-6 and the expenditure to Rs. 79,877-8-1.

XXVII—LABOUR DEPARTMENT

During the year under report, there were 10 unions of Municipal employees, with a total membership of 13,817. The registration of one union was subsequently cancelled by the Register of Trade Unions. The total number of labour staff employed in 8 main departments was 27,246 persons. Labour relations remained quite normal. In all eleven Joint Councils were functioning during the year and these helped to create harmonious relations between the Administration and the labour. The Labour Officer dealt with among other things 1,627 individual grievances of the Labour Staff of the various Municipal departments, 188 applications were received from the child of the employees and 143 scholarships were awarded at a total cost of about Rs. 18,000. 244 applications were received for medical assistance and help to the extent of Rs. 13,270 was given to 235 employees.

The Welfare Branch of the Department organized recreational, educational and other cultural activities for the benefit of about 6,000 Municipal workers and their dependents. A small maternity home was also conducted for the benefit of the employees living at the Chembur Labour Camp.

The Labour Officer also attended the hearing of day-to-day offence reports of all Municipal hospitals and Fire Brigade Staff.

XXVIII—PUBLIC RELATIONS DEPARTMENT

Upto the time the Public Relations Department started functioning from 6th February 1956, there were two important sections doing public relations work in one or the other respect, viz., the Propaganda Section and the Ward Officers, dealing with publicity and propaganda for the Public Health Department and liaison work respectively. However, both the above Sections were merged into the Public Relations Department and certain additions and alterations were made in the new set-up.

The Publicity Section disseminated knowledge on health, hygiene and clean living among the citizens through posters, leaflets, health exhibitions, film shows, meetings, etc. The Section also helped the vaccination and inoculation work of the Health Department and organised Health Weeks and cleanliness campaigns. This Section prepared and distributed health education materials like posters, leaflets, show-cards, models, etc., maintained a Public Health Museum at Princess Street and Health Stalls and civic Sense Gallery at Victoria and Albert Museum. The Publicity Section also carried out special activities like sending Itinerary Exhibits to Municipal Schools, producing documentary films on health and displaying hoardings on civic sense on public conveniences and tram cars, in addition to other normal activities.

The Ward Officers dealt with the complaints received from the public regarding buildings, drainage, sanitation, water supply, etc. Similarly references regarding sanitary defects, shortage of water supply, repairs to roads and buildings, chokes in drains etc., noticed by the Ward Officers and the Assistant Public Relations Officers on their daily rounds were made to the concerned departments for necessary action. These complaints and references were also followed up to see that they were attended to by

the departments satisfactorily. A complete record of all the complaints received was maintained.

XXIX—THE BOMBAY CIVIC JOURNAL

"The Bombay Civic Journal" completed two years at the end of February, 1956.

In pursuance of its policy of promoting 'civic progress and enlightenment and the ideal of active, intelligent and creative citizenship,' the Journal has been publishing a number of regular features as also special articles from prominent citizens and authorities on various subjects of civic significance month after month.

In the course of the year under review, certain changes were introduced in the appearance, lay-out and typography as also in the nature of the contents of the Journal in response to suggestions from readers and well-wishers.

The title design was modified along with the adoption of the new civic emblem. The earlier 2-column display was replaced by one of three columns for better eye-appeal and the use of photographs to greater advantage. A slightly smaller series of type came to be chosen to accord with the new display and to enable a larger bulk of matter to be taken on each page.

As for the contents, some of the old features that had lost their interest or outlived their utility were dropped and a few others curtailed. In the space thus released, new features and more articles of general civic interest were published. The idea has been to widen the outlook of the journal and extend its sphere of service so as to enhance its appeal to the general public while not departing far from the civic field.

The first annual number, comprising 112 well-illustrated pages and containing more than 30 articles by Ministers of the Union and State Governments and Mayors, City Fathers and Municipal Officers from Bombay and other important cities, was published in April 1955. In November 1955, a special issue of the Journal was brought out on the occasion of Diwali. Marking the change in appearance and lay-out, this issue had articles both of civic importance and general interest in keeping with the spirit of the occasion.

XXX—MAHATMA GANDHI MEMORIAL OLYMPIC SWIMMING POOL

The administration of the Mahatma Gandhi Memorial Olympic Swimming Pool was taken over under the direct control of the Bombay Municipal Corporation from 1st May 1955 on the expiry of the contract with Shri K. F. Golwala and was reorganised with a view to improving the tone of its administration and efficiency and providing some additional amenities to the members.

The right of running the canteen at the Swimming Pool was also given to a Contractor. Special arrangements were made, for the first time, to provide during the non-working hours of the Pool swimming exercise, free of charge, to the children crippled by Polio-myelites.

Long Distance Sea Race and the Annual Aquatic Gala were performed on 26th February 1956 and 27th April 1955 respectively when winners were awarded trophies. Water Polo matches were played. The Pool premises were given for use, free of charge, to the Bombay State Aquatic Association and the University of Bombay for holding their Annual Sports. Four members of the Pool were sent, at Municipal cost, for participation in the All India Games at Calcutta.

Collection of fees etc. at the Swimming Pool amounted to Rs. 74,215-1-6 as against the amount of Rs. 60,238 of the preceding year.

XXXI—MUNICIPAL SERVANTS' ACT

Labour Relations :—Labour relations during the year under report were congenial and there was no appreciable dislocation of work at any time. There was no occasion to invoke the provisions of the Municipal Servants' Act.

P. R. NAYAK,
*Municipal Commissioner
for Greater Bombay.*

FINANCIAL

No. A.E./O/59 of 13-8-56

Report from the Chief Accountant on the accounts of the General Municipal Administration, the Improvement Schemes and the Education Fund for the year 1955-56.

GENERAL MUNICIPAL ADMINISTRATION.

The following statement summarises the transactions for the year pertaining to Revenue and the actuals for the preceding year:—

	1955-56			Actuals for 1954-55
	Budget Estimates	Revised Estimates.	Actuals	
	Rs.	Rs.	Rs.	Rs.
Opening Balance	85,12,000	91,89,646	91,89,646	95,80,261
Income	9,54,70,150	9,73,65,466	10,02,28,952	9,18,99,105
Expenditure	9,99,98,552	9,85,39,584	9,31,17,884	8,82,68,562
	45,28,402 (Deficit)	11,74,118 (Deficit)	71,11,068 (Surplus)	36,30,543 (Surplus)
Balance	39,83,598	80,15,528	1,63,00,714	1,32,10,804
<i>Add: Recoupment of advances made from the surplus Cash Balance for Capital Expenditure and purchase of Capital Stores during 1954-55</i>	+6,42,321	+6,42,321	+19,70,567
Total	39,83,598	86,57,849	1,69,43,035	1,51,81,371
Reservation for Advance <i>vide</i> para. 2	+39,58,151	-39,11,804	-59,91,725
Closing Balance	39,83,598	1,26,16,000	1,30,31,231	91,89,646

2. The details of reservation for Advances, etc. are:—

	Rs.	Rs.
<i>Increase in—</i>		
Contribution towards Improvement Schemes	2,67,832	
Renewed Grants	30,18,033	
Capital Stores Balances (still to be recouped)	6,46,642	
Miscellaneous Advances outstanding	4,14,268	43,46,775
Total		43,46,775
<i>Deduct:</i>		
<i>Decrease in—</i>		
Reserve Stores Balance (including Line Suspense Account)		4,34,971
Total		4,34,971
Net Increase		39,11,804

3. The net unhypothecated Surplus Cash Balance on 31st March 1956 was as under:—

Liabilities.	Rs.	Assets	Rs.
Reserve Stock (including Line Suspense)	17,91,039	Surplus Revenue Fund as per Appendix No. 2	2,09,35,094
Capital Stores (to be recouped)	6,46,642		
Advance for Plant and Machinery	25,01,836		
Miscellaneous Advances	29,64,346		
Minimum required by Law	1,00,000		
Surplus Cash Balance	1,29,31,231		
Total	2,09,35,094	Total	2,09,35,094

4. The opening and closing Reserve Stores (including Capital Stores) Balances for the year 1955-56 are compared below :—

	Opening Balance	Closing Balance	+ Increase — Decrease
	Rs.	Rs.	Rs.
Serviceable Stores—			
Reserve Stores	21,41,754	17,07,943	—4,33,811
Line Suspense Account	84,256	83,096	—1,160
Capital Stores	94,13,634	1,00,60,276	+6,46,642

5. The loan liabilities at the beginning and at the end of the year were as under :—

Outstanding debt on 1st April 1955.	Loans raised during the year.	Repayment during the year.	Outstanding debt on 31st March 1956.
Rs.	Rs.	Rs.	Rs.
26,29,41,628	4,74,36,188	71,04,902	30,32,72,914

The details of the loans raised are as below :—

(1) Rs.	2,50,00,000	Being the loan received from the Government of India through the Government of Bombay for the Vaitarna Cum-Tansa Scheme on terms of equated payment at 4½ per cent. interest per annum, in 25 years, as sanctioned under Corporation Resolution Nos. 738, dated the 3rd October 1955, 1410, dated the 23rd February 1956 and 331, dated the 3rd May 1956 and G. R. F. D. No. LON 3255, dated the 21st June 1955, 17th August 1955, 4th January 1956 and LON 3256, dated the 23rd March 1956.
(2) ..	1,80,00,000	Being the loan of Rs. 1,80 lakhs issued at discount of Rs. 0-8-0 with currency of 12 years at 4 per cent. interest raised by public subscriptions out of Rs. 4,90 lakhs loan sanctioned under Corporation Resolution No. 180, dated the 14th July 1955 and G. R. No. Lon. 3255, dated the 30th August 1955. The provision for repayment was sanctioned on a 20 year basis.
(3) ..	30,00,000	Being the loan of Rs. 30 lakhs out of Rs. 60 lakhs issued at Rs. 99.8 at 4 per cent. interest with a currency of 20 years raised internally as sanctioned under C. R. No. 180, dated the 14th July 1955 and G. R. No. Lon. 3255, dated the 30th August 1955.
(4) ..	14,36,188	Being advances from Special Funds for purchase of Plant and Machinery repayable by annual equated instalments in five years at 4 per cent. interest per annum.
Total Rs.	4,74,36,188	...

The amount of Rs. 250 lakhs under (1) was raised from Government, Rs. 180 lakhs under (2) was raised from the Public and Rs. 30 lakhs under (3) was raised by reserving the amounts for investment of the Municipal Sinking, Special and Surplus Funds.

The repayments during the year were as under :—

(1) Rs.	21,43,903	Repaid to Government on the basis of equated payments from Revenue in respect of advances taken from them.
(2) ..	25,96,000	Repaid to Debenture Holders out of Sinking Fund Investments.
(3) ..	23,64,999	Repaid to different Special Funds out of Revenue on the basis of equated payments.
Total Rs.	71,04,902	...

The position of the Sinking Fund is shown below :—

Amount of fund on 1st April 1955	Interest etc. realised.	Sinking Fund instalments.	Total	Withdrawn for payment of loans.	Amount of Fund on 31st March 1956
Rs.	Rs.	Rs.	Rs.	Rs.	Rs.
4,21,87,993	14,65,742	82,34,750	5,18,88,485	25,96,000	4,92,92,485

The value of securities held in the Sinking Fund Account on the basis of market rates prevailing on 31st March 1956 including accrued interest and cash, exceeded the actual amount of the Sinking Fund by Rs. 10,49,786 which is held in the Sinking Fund Account.

INCOME

6. A detailed comparison between the Budget and Revised Estimates and the Actuals will be found in Appendix No. 3. The estimated income for the year was Rs. 9,54,70,150 and Revised Estimate was Rs. 9,73,65,466. The actuals amounted to Rs. 10,02,28,952 resulting in an increase of Rs. 47,58,802 on the Budget Estimates and of Rs. 28,63,486 on the Revised Estimate. The details of increases and decreases are given in Statement 'A'.

7. The position as regards income from General Tax, Water Tax and Halalkhore Tax will be seen from the sub-joined statement :—

	1955-56	1954-55	Increase.
(1) General Tax at 17½ per cent. (including Fire Tax)—	Rs.	Rs.	Rs.
Total—Collections booked	3,98,37,332	3,62,60,992	
Deduct—Recoveries for previous years	*82,32,801	*63,94,309	
	3,16,04,531	2,98,66,683	
Add—Outstanding for the year at the close of the year ...	*1,25,26,545	*1,26,13,864	
Total ...	4,41,31,076	4,24,80,547	
(2) Water Tax at 3½ per cent. and water charges by measurements and at compounded rates—			
Total Collection booked	2,19,79,117	1,90,97,892	
Deduct—Recoveries for previous years	*44,15,749	*34,61,121	
	1,75,63,368	1,56,36,771	
Add—Outstanding for the year at the close of the year ...	*41,70,038	*41,79,597	
Total ...	2,17,33,406	1,98,16,368	
(3) Halalkhore Tax at 3 per cent. and for special services—			
Total collection booked	70,19,589	64,56,217	
Deduct—Recoveries for previous years	*14,92,005	*11,59,333	
	55,27,584	52,96,884	
Add—Outstanding for the year at the close of the year ...	*23,25,812	*22,25,087	
Total ...	78,53,396	75,21,971	
Net demand on account of Property Taxes inclusive of refunds	7,37,17,878	6,98,18,886	38,98,992

*As supplied by A. & C.

TOWN DUTIES

8. The various articles on which duty was levied at the time of import under the provisions of Sections 192 (i) of the Bombay Municipal Corporation Act, the amount levied and refunds allowed thereon under Section 195 on their export are shown in Appendix No. 17.

The gross collections for the year were estimated at Rs. 92,00,000 the refunds and commission charges at Rs. 20,00,000 and the net revenue at Rs. 72,00,000. The revenue collected and paid into the Municipal Treasury in the year amounted to Rs. 1,11,07,284 and after deducting the amount of Rs. 22,95,909 on account of refund the net receipt amounted to Rs. 88,11,375 showing an increase of Rs. 13,55,349 as compared with the actuals of the previous year.

SALE PROCEEDS OF LAND

9. There was no balance to the credit of the Land Sales Reserve Fund as on 1st April 1955. The Sale proceeds of surplus land during the year amounted to Rs. 3,73,195. This amount being less than Rs. 10 lakhs transfer to the Fund was not made. At the end of the year no surplus land remained available for sale.

REVENUE EXPENDITURE

10. The final sanctioned grants amounted in the aggregate to Rs. 11,44,85,669 as follows :—

	Rs.
Budget Grants ...	9,74,98,552
Unexpended Grants for previous years renewed for expenditure ...	99,92,435
Additional Grants ...	69,94,682
Final sanctioned grants ...	11,44,85,669

The transfers from one Budget head to another, without affecting the total Budget provision for the year amounted to Rs. 16,50,673.

11. Against the final grants for the year aggregating to Rs. 11,44,85,669 as stated above the actuals amounted to Rs. 9,31,17,884 leaving an unexpended balance of Rs. 2,13,67,785 at the close of the year. Of this a sum of Rs. 1,38,39,483 is being renewed for expenditure during 1956-57 against Rs. 1,08,21,450 in 1955-56 and the balance *viz.* Rs. 75,28,302 is being allowed to lapse as detailed in Appendix No. 4.

In Statement 'B' details of proposed renewals and savings will be found classified according to the nature of work.

12. The percentage of establishment proper and of labour to the total expenditure for 1955-56 and the previous year are given below :—

	Percentage to Total Expenditure during	
	1955-56	1954-55
(1) Establishment proper including Supervision	Rs. 11.27%	Rs. 10.96%
(2) Labour	Rs. 10.66%	Rs. 10.94%

LOAN FUNDS

13. The amount of new loan proposed in the Budget for 1955-56 was Rs. 5.50 lakhs. The same amount was reduced to Rs. 4.90 lakhs in the revised estimates.

The loan of Rs. 2.50 crores was raised from Government in three instalments, two of Rs. 1 crore each and one of Rs. 50 lakhs. The loan of Rs. 1.80 lakhs was raised by public subscription and Rs. 30 lakhs was raised in one instalment internally. The total amount actually raised to finance the Capital Expenditure including purchase of Plant and Machinery was Rs. 4,74,36,188 as detailed in paragraph 5 above.

Balance of the loan of Rs. 90 lakhs out of the loans aggregating to Rs. 5.50 lakhs sanctioned for 1955-56 was also allowed to lapse.

LOAN WORKS EXPENDITURE

14. The opening balance on 1st April 1955 on account of Loan Funds but excluding the Trust Fund was Rs. 20,70,496. Loans aggregating Rs. 4,74,36,188 were raised during the year including the amount of Rs. 2,50,00,000 from Government. The total loan funds available for expenditure during the year were therefore Rs. 4,95,06,684. Out of this an amount of Rs. 6,42,322 has been reserved for purchase of Capital Stock. Thus the net amount available for expenditure during the year was Rs. 4,88,64,362. The total expenditure incurred during the year amounted to Rs. 4,70,27,998 leaving a balance of Rs. 18,36,364 in the loan funds at the close of the year as shown in Appendix No. 9.

15. The following statement contrasts the expenditure on Capital Works with the Budget and Revised Estimates during the last five years :—

Year	Loan and Trust Funds			Percentage by which actuals fell short of Budget Estimates.	Percentage by which actuals fell short of Revised Estimates.
	Budget Estimates.	Revised Estimates.	Actuals		
	Rs.	Rs.	Rs.	Per cent.	Per cent.
1951-52	5,72,13,481	5,25,97,837	2,84,62,281	50	46
1952-53	5,64,18,718	5,46,79,091	3,53,53,204	37	35
1953-54	5,14,89,299	6,33,55,464	4,12,55,750	20	35
1954-55	5,75,59,536	7,53,11,003	4,26,47,391	26	43
1955-56	5,33,59,551	7,69,13,538	4,65,88,965	13	39

The above figures do not include the amount on account of subvention, discount and other charges on the new loans and advances for purchases of Capital Stores, Stock and Purchases.

The Revised Estimates for 1955-56 adopted by the Corporation were Rs. 7,74,63,538 including Rs. 10,000 on account of subvention, Rs. 5,40,000 on account of charges for raising the new loan, and Rs. 4,18,912 on account of estimated expenditure under the Trust Fund but excluding Rs. 6,42,322 reserved for Capital Stores Account Stock. The amount of Rs. 4,65,88,965 shown as the actual expenditure is arrived at as follows :—

Expenditure as shown in the Summary of Appendix No. 8 including expenditure under—	Rs.
Trust Fund and credit on account of assets written off	4,51,67,876
Deduct—Expenditure for raising the New Loans	4,69,238
	4,46,98,638
Add—Assets written off	18,90,327
Total	4,65,88,965

16. The following table gives the classification of all the Loan works under distinctive groups for the purpose of apprising the distinctive character and value to the City in relation to the outlay, the allocation of outstanding debt as on 31st March 1956 and the debt charges involved during 1955-56 :—

Particulars of City Services.	Amount of loan outstanding on 31st March 1956	DEBT CHARGES FOR 1955-56				Total Debt Charges
		Debt Interest	Interest accrued but not paid.	Sinking Fund and repayments.	Bank Com. and Misc. loan Charges	
	Rs.	Rs.	Rs.	Rs.	Rs.	Rs.
General Services ...	9,14,31,475	34,78,202	66,099	47,88,920	8,902	83,42,123
Self supporting services						
Water Works ...	20,86,62,574	64,63,858	12,775	76,68,144	20,091	1,41,64,868
Fire Brigade ...	14,98,013	66,419	2,448	1,43,925	155	2,12,947
Markets & Slaughter Houses ...	16,80,852	86,670	2,019	1,05,718	159	1,94,566
Total ...	21,18,41,439	66,16,947	17,242	79,17,787	20,405	1,45,72,381
Grand Total ...	30,32,72,914	1,00,95,149	83,341	1,27,06,707	29,307	2,29,14,504

SINKING FUND.

17. From Appendix No. 10 it will be seen that book value of investments of the Sinking Funds as on 31st March 1956 amounted to Rs. 4,92,92,485 made up of Rs. 4,92,92,145 being the book value of securities and Rs. 340 in cash with the State Bank of India. Valuing the Municipal and Improvement Trust Debentures at par, the market value of the Sinking Fund investments held on 31st March 1956 comes to Rs. 4,75,24,164 as shown in Appendix No. 16A. This together with the amount of interest accrued upto 31st March 1956, viz., Rs. 2,14,517 and cash with the State Bank of India of Rs. 340 brings the total amount of Sinking Fund to Rs. 4,77,39,021 and more than covers the amount viz., Rs. 4,66,89,235 to which the Sinking Fund should have accumulated upto 31st March 1956. The excess in the Sinking Fund investment account was thus Rs. 10,49,786.

INVESTMENTS AND INVESTED BALANCES.

18. The details of investments made during the year are as follows :—

	Amount.	Average No. of days.
	Rs.	
(1) Current Account Deposits ...	1,23,40,000	18.20
(2) Fixed Deposits ...	8,01,00,000	116.31
(3) Call Deposits ...	4,14,00,000	69.74
Total ...	13,38,40,000	204.25

The interest earned during the year amounted to Rs. 17,82,383 and the details are as follows :—

	Rs.
(1) On Current Account Deposits ...	6,148
(2) On Fixed Deposits ...	8,17,351
(3) On Call Deposits ...	2,43,307
(4) On Investments in Public Securities, etc. ...	7,15,577
Total ...	17,82,383

The average rate of interest on Current Account Deposits was 1 per cent. as against 0.99 per cent. in the preceding year. The average rate of interest on Call Deposits was 3.08 per cent. as against 2.93 per cent. in the preceding year. The rate realised on Call Deposits ranged from 2½ per cent. to 3½ per cent. The maximum rate realised on Call Deposit in the preceding year was 3½ per cent. The average rate of interest on Fixed Deposits was 3.20 per cent. as against 2.99 per cent. in the preceding year. The rate realised on the fixed deposits ranged from 3 per cent. to 3½ per cent. The maximum rate realised on fixed Deposits in the preceding year was 3½ per cent.

The average rate of interest on all deposits was 3.13 per cent. as against 2.94 per cent. in the preceding year.

RESERVE STOCK.

19. The opening balance and the receipts of General Stores during the year as per books maintained in this office were Rs. 21,41,754 and Rs. 15,54,703 respectively and the issues amounted to Rs. 19,88,514. The closing balance of General Stores was, therefore, Rs. 17,07,943, i.e., less by Rs. 4,33,811 than the opening balance.

The balances of General serviceable Stores in charge of the Controller of Stores are compared below for the last five years :—

	Rs.
Balance at the close of 1951-52	22,91,946
Do. 1952-53	30,99,840
Do. 1953-54	24,07,966
Do. 1954-55	21,41,754
Do. 1955-56	17,07,943

The outstanding balance on 31st March 1956 according to Controller of Stores is Rs. 4,67,933. The difference of Rs. 12,40,010 is due to adjustments in respect of stores, etc., issued by the Controller of Stores to the departments not having been returned by them to this office in time for being adjusted in the accounts of 1955-56.

CAPITAL STORES.

The opening balance of Rs. 94,13,634 together with receipts of capital stores during the year aggregate to Rs. 1,45,52,422 and the issues to Rs. 44,92,146 thus resulting in an increase of Rs. 6,46,642 in the closing balance of capital stores, viz., Rs. 1,00,60,276 compared with the opening balance.

DEPARTMENTAL STOCK VERIFICATION.

20. Verification of the Reserve Stores including Capital Stores at the Central Stores and the sub-depots at Foras Road and Bellasis Bridge Pipe Depot was carried out during the year as usual.

Verification of consumable stores, stationery, dead stock and Plant and Machinery, etc., of all departments was carried out. Visits were paid to 207 offices, wards, Chowkies, Schools and sub-offices for verification of stores, dead stock and plant and machinery, etc., in addition, 112 offices, schools etc., were visited for scrutiny of proposals for writing off unserviceable articles. Visits were also paid to 132 offices in connection with scrutiny of audit replies, Municipal Chief Auditor's audit notes and other miscellaneous papers.

STREET IMPROVEMENTS.

21. The provision made in the Revised Loan Works Budget for meeting claims on account of acquisition of set backs was Rs. 6,75,000 (excluding Rs. 50,000 earmarked for adding set back land to the roads) the expenditure being Rs. 3,80,688. This leaves a balance of Rs. 2,94,312. After deducting all ascertained time-barred claims the undischarged commitments upto 31st March 1956 in regard to set-backs already acquired and sanctioned to be acquired amount to Rs. 8,88,463 against which we have a provision of Rs. 7,00,000 (excluding Rs. 50,000 earmarked for adding set-back land to the roads) in the budget for 1956-57. In addition to this; further liabilities may be expected on account of further acquisition of set-backs that will be sanctioned during 1956-57.

LEVELLING, METALLING ETC., PRIVATE STREETS.

22. The expenditure on the improvement of private streets is financed in the first instance from the Plant and Machinery Depreciation Fund pending recovery from the house-owners.

The following statement shows the figures of advance sanctioned, expenditure incurred and recoveries made during the last five years :—

Year.	EXPENDITURE.				Recoveries inclusive of interest and supervision charges.
	Actual expenditure on works.	Supervision charges.	Interest etc. Advance.	Total.	
	Rs.	Rs.	Rs.	Rs.	Rs.
1951-52	1,02,918	...	9,194	1,12,112	1,958
1952-53	78,568	...	11,153	89,721	3,979
1953-54	10,400	...	20,802	31,202	30,877
1954-55	28,207	...	17,406	45,613	27,698
1955-56	21,942	...	19,130	41,072	6,972

Balance of Supervision Charges outstanding as on 31st March 1956 is Rs. 47,892.

The amount outstanding on 1st April 1951 was Rs. 1,72,887 adding Rs. 3,19,720 on account of expenditure incurred during the years 1951-52 to 1955-56 and deducting Rs. 71,484 recovered during the same period the amount outstanding at the close of the year 1955-56 came to Rs. 4,21,123 (*vide* Appendix No. 6).

IMPROVEMENT SCHEMES.

General Account.

INCOME.

23. The total income for the year amount to Rs. 1,19,30,411 against Rs. 1,27,35,015 for the previous year showing a net decrease of Rs. 8,04,604 viz., decrease in (i) Rent and other proceeds of properties Rs. 3,22,211; (ii) Receipts on account of Tobacco Duty Rs. 3,61,347; (iii) Interest and Profits on investment Rs. 1,28,600; (iv) Miscellaneous Receipts Rs. 19,369, counterbalanced by an increase of Rs. 26,923 in contribution from Municipal Corporation. A detailed comparison between the Budget Estimates and actuals will be found in the Appendix No. 23.

EXPENDITURE.

24. The total expenditure for the year aggregated to Rs. 1,23,92,548 as against Rs. 1,23,73,668 for the preceding year showing an increase of Rs. 18,880. This is made up of increase of Rs. 51,850 under maintenance of properties and streets, counterbalanced by decrease of Rs. 32,970 under Debt Charges. The expenditure of Rs. 1,23,92,548 comprises expenditure of Rs. 48,30,632 under maintenance of properties and streets inclusive of the cost of management and establishment and of Rs. 75,61,916 under Debt Charges. Appendix No. 24 gives a comparison between the final grants and actuals for the year.

25. The net deficit for the year amounts to Rs. 4,62,137 as shown in Appendix No. 22.

LOANS.

26. The loan liabilities at the beginning of the year stood at Rs. 15,19,16,670. No loan was raised during the year.

The repayment of loan during the year amounted to Rs. 7,58,538 which was repaid to Government on the basis of equated payments out of Revenue in respect of Advances taken from them. The outstanding loan liabilities at the close of the year thus stood at Rs. 15,11,58,132.

Out of this, the amount outstanding on account of Government loans shown in Appendix No. 29 as Rs. 7,77,64,132 requires some explanation. All the debentures in respect of loans aggregating Rs. 4.76 lakhs originally raised from Government have now been repurchased according to the approved programme for Sinking Fund investments. The liability to Government on this account is, therefore, only Rs. 3,01,64,132.

CAPITAL ACCOUNT.

27. The opening balance on 1st April 1955 was Rs. 1,09,08,388. During the year under report, receipt on account of sale proceeds of lands and buildings amounted to Rs. 7,38,721. The total funds available were thus Rs. 1,16,47,109 as against this the expenditure incurred on works amounted to Rs. 31,86,817. The deficit in the General Account for the year amounted to Rs. 4,62,137 and was transferred to the Capital Account. The unspent balance at the close of the year stood at Rs. 79,98,155.

EXPENDITURE ON SCHEMES.

28. The actual Expenditure incurred during the year on Schemes amounted to Rs. 31,86,817 as against the Revised Estimates of Rs. 1,02,61,707 including Rs. 8,11,092 on account of cost of Management and Establishment. The total expenditure on Schemes upto 31st March 1956 amounted to Rs. 21,21,45,303 of which Rs. 14,65,586 represent discount and other charges on loans.

SINKING FUNDS.

29. The position of the Sinking Fund is shown below :—

Amount of Fund on 1st April 1955.	Interest etc. realisation.	Sinking Fund Instalment.	Deduct withdrawn for payment.	Amount of Fund on 31st March 1956.
Rs.	Rs.	Rs.	Rs.	Rs.
5,49,32,818	24,75,494	5,70,495	Nil.	5,79,78,807

From Appendix No. 28 it will be seen that in the books of accounts, the Sinking Fund as on 31st March 1956 amounts to Rs. 5,79,78,807 of which Rs. 5,79,78,570 represent the book value of the securities and Rs. 237 in cash with the State Bank of India. Valuing the Bombay Improvement Trust and Municipal Debentures at par, the market value of the Sinking Fund investments held on 31st March 1956 comes to Rs. 5,81,25,145 as shown in Appendix No. 30. This together with the amount of interest accrued upto 31st March 1956, viz. Rs. 1,18,671 and cash with the State Bank of India, viz., Rs. 237 brings the total amount of Sinking Fund to Rs. 5,82,44,053 against Rs. 5,30,27,031 the amount to which the Sinking Fund should have accumulated upto 31st March 1956. The excess in the Sinking Fund investment Account is thus Rs. 52,17,022.

The total amount of loans raised for Improvement Schemes and outstanding on 31st March 1956 comes to Rs. 15.12 lakhs. Out of this Rs. 3.02 lakhs are borrowed from Government, the repayment of which is arranged on the basis of half-yearly equated payments. The balance of Rs. 12.10 lakhs represents loans raised by issue of debentures. Out of this Rs. 4.76 lakhs originally borrowed from Government have now been repurchased for Sinking Fund investments and Rs. 7.34 lakhs from the public.

The policy of absorbing 4 per cent. sterling Loans 1969-70, as and when offerings were available, was adopted and the securities purchased were kept in the Improvement Schemes Sinking Fund Account as approved by the Standing Committee under Standing Committee Resolution No. 2114 of 13th January 1954. Loans of the face value of £. 3,500 were absorbed during the year under review, in addition to debentures of the face value of £. 19,500 absorbed during the previous year.

LIABILITIES AND ASSETS.

30. The gross Capital liabilities of the Improvement Schemes stood at Rs. 15,59,16,622 at the close of the year and the assets at Rs. 28,89,22,421 including the book value of lands comprised in Schedule 'W' and 'X' resulting in a surplus of Rs. 13,30,05,799 the details whereof are shown in Appendix No. 25.

EDUCATION FUND

31. The total income for the year amounted to Rs. 1,52,54,863 (including Rs. 1,13,89,861 being the contribution from Budgets 'A' and 'D') against the Budget Estimate of Rs. 1,55,76,693 and the Revised Estimate of Rs. 1,51,70,561 showing a decrease of Rs. 3,21,830 on the Budget Estimate and an increase of Rs. 84,302 over the Revised estimate. The decrease of Rs. 3,21,830 is made up of a decrease of Rs. 5,00,132 in contribution from Budgets 'A' and 'D' and Rs. 12,515 in Miscellaneous Receipts counterbalanced by an increase of Rs. 54,437 in Fees and Fines from Municipal schools; Rs. 42,527 in contribution from Government and Rs. 93,853 in other Miscellaneous Revenue. The details of income are shown in Appendix No. 32.

	Rs.
The final sanctioned grants amount in aggregate to Rs. 1,73,05,492 as under :—	
Budget Grants	... 1,61,70,696
Unexpended grant for previous years renewed for expenditure	... 8,93,396
Additional Grants	... 2,41,400
Total	... 1,73,05,492

The total expenditure booked was Rs. 1,49,72,759 and the total unexpended grants amounted to Rs. 23,32,733. Out of this, grants to be renewed in 1956-57 aggregate to Rs. 10,45,921 leaving a balance of Rs. 12,86,812 to lapse as savings as detailed in Appendix No. 33.

The assets and liabilities of the Education Fund are shown in Appendix No. 34. The liability on account of Provident Fund of the employees paid out of the Education Fund as on 31st March 1956 was Rs. 1,72,18,765. Details are shown in Appendix No. 6. The endowment Funds administered by Corporation for Primary Education are given in Appendix 41A. One more donation aggregating to Rs. 2,735 was received during the year under review. A sum of Rs. 589 on account of accumulated interest was added to the corpus of Endowment Funds during the year.

The amount of the new loan proposed in the Budget for 1955-56 was Rs. 25 lakhs. A loan of Rs. 20 lakhs only was raised by public subscription. The liability in respect of Municipal Loans pertaining to Budget 'E' stood at Rs. 45 lakhs at the close of the year as shown in Appendix No. 37. The amount of Sinking Fund at the beginning of the year was Rs. 1,23,220 and at the close was Rs. 2,41,351. The details are given in Appendix No. 38. The securities held in the Sinking Fund are shown in Appendix No. 41.

The opening balance on account of loan funds was Rs. 8,02,861. With the new loan of Rs. 20 lakhs the total funds available were Rs. 28,02,861. The expenditure incurred during the year on Capital Works amounted to Rs. 6,81,509 leaving a balance of Rs. 21,21,352. The actual expenditure works out to about 15.7 per cent. of Budget Estimate (Rs. 43,41,398), 21.2 per cent. of Revised Estimate (Rs. 32,17,283) and 24.3 per cent. of the available funds (Rs. 28,02,861).

The interest earned on investments in Public Securities, Fixed Deposits and Call Deposits during the year was Rs. 1,39,304 against Rs. 81,958 during the preceeding year.

The opening balance of the Education Fund at the beginning of the year was Rs. 21,13,038. The transactions for the year resulted in a surplus of Rs. 2,82,104. The balance at the close of the year amounted to Rs. 23,95,142. There is a decrease of Rs. 14,288 in the amount reserved for meeting the revenue expenditure for 1955-56 and the previous year to be incurred during 1956-57 over that of the preceding year. Thus balance at the close of the year stood at Rs. 24,09,430. The outstanding advance on 31st March 1956 amounted to Rs. 92,782 leaving a working cash balance at Rs. 23,16,648 as under :—

	Rs.
Working cash balance at the beginning of the year including the minimum balance of Rs. 20,000 required by law	... 20,74,936
Add—Surplus during the year	... 2,82,104
	23,57,040
Add—Decrease in Renewed Grant	... 14,288
	23,71,328
Less—Increase in advances	... 54,680
Balance at the close of the year including Rs. 20,000, the minimum required by law	23,16,648

STANDARD BRANCH

32. The management control indices furnished below indicate the progress of implementation of Messrs. Ibbotson's recommendations on the re-organisation of this department :—

Period	Actual staff	Standard staff	Index
Reference prior to implementation :—	338	231	68.4
March 1951	316	231	73.1
March 1952	308	231	75.0
March 1953	294	244	82.9
March 1954	282	244	86.5
March 1955	295	285	96.6
March 1956	294	285	96.9

Staff drawn in pool have been absorbed in the department in the new vacancies and vacant posts in Suburban Offices and also due to resignation, retirements, etc. There is hardly any scope for further reduction.

GENERAL REMARKS

(000 Omitted)

City (Proper)

33. In the Budget Estimates for the year, the Income was originally estimated at Rs. 9,54,70, the expenditure at Rs. 9,99,99 (including earmarked provisions of Rs. 25,00) and deficit at Rs. 45,29. On the basis of 8 months' actuals, the income for the year was further revised to Rs. 9,73,65, expenditure to Rs. 9,85,40, reducing the deficit to Rs. 11,75. The actual income realised was Rs. 10,02,29 (including transfer of Rs. 37,55 from B. E. S. T. Fund) and expenditure aggregated to Rs. 9,31,18 resulting in a surplus of Rs. 71,11. This is mainly due to (1) Receipts being greater than the estimated Revenue and (2) Expenditure being less than that estimated. In regard to (1) necessary remarks have been offered on Statement 'A' attached. As regards (2) the less expenditure is mainly due to constructional works for which provisions were made, particularly earmarked provisions for Capital Works during 1954-55 and 1955-56 Budgets as explained hereunder not being proceeded with as anticipated.

The net increase of Rs. 47,59 in income compared with original estimates comprises of gross increases amounting to Rs. 68,61 counterbalanced by decreases to the extent of Rs. 21,02 as detailed in summary of statement A. The main increases were under Town Duties Rs. 16,11. Grant-in-aid of the fees for the Land Conveyance, Music etc. Rs. 4. Interest and profits on investments of surplus Loan and other balances Rs. 6,65 Misc. Rs. 1,91, Water Works Rs. 24,78, Public Health Rs. 9, Roads, S. W. Drains etc. Rs. 68, Mechanical Rs. 72 Buildings Land Acquisition etc. Rs. 5,74, Licensing Removal of Encroachments etc. Rs. 5,34, Markets and Slaughter Houses Rs. 5,47, Transfer from B. E. S. T. Fund Rs. 46 and minor increases under certain other heads Rs. 62.

The main decreases in Income are under General Tax Rs. 14,87, Grant-in-aid in respect of fines for offences against the law Rs. 3,46, Municipal Civic Journal Rs. 41, Street Cleansing Rs. 1,05, Fire Brigade Rs. 52, Contribution from Capital Funds Rs. 19 and Misc. decreases under certain other heads Rs. 52.

The expenditure for the year was estimated at Rs. 9,99,99 and as per revised estimates (8 monthly basis) at Rs. 9,85,40. The final grants however sanctioned aggregate to Rs. 11,44,86 against which actual expenditure booked was Rs. 9,31,18 resulting in an unexpended balance of Rs. 2,13,68 at the close of the year of which a sum of Rs. 1,38,39 is being renewed for expenditure in the current year and the balance of Rs. 75,29 treated as savings. The heads under which renewals are required will be found in Appendix No. 4. This renewal of Rs. 1,38,39 includes a sum of Rs. 56,48 for the earmarked provisions as shown below :—

(1) Providing convalescent Home at K. E. M. Hospital (Out of Rs. 6 lakhs provided in 1954-55 and Rs. 4.12 lakhs provided in 1955-56).	Rs. 10,04
(2) Providing Housing Accommodation to Municipal Staff (Out of 25 lakhs provided in 1954-55 and Rs. 15 lakhs provided in 1955-56).	... 33,07
(3) Covering open channel drains in the City (Entire provision was made in 1955-56).	... 10,00
(4) Holding Elections (Out of 12.85 lakhs provided in 1955-56)	... 3,37
	56,48

If these special provisions are excluded, the normal renewal comes to Rs. 81,91 as against Rs. 77,21 for the previous year excluding the earmarked provisions of Rs. 31,00. The above figure of Rs. 56,48 is made up of renewal of Rs. 24,07 out of provisions for 1954-55 and Rs. 32,41 out of the grants provided for the year under report.

The expenditure for the year *i.e.*, Rs. 9,31,18 compared with previous year Rs. 8,82,69 shows a net increase of Rs. 48,49 *i.e.*, gross increases Rs. 53,50 less decreases Rs. 5,01, the main increases being under General Supervision Rs. 6,90, Water Works Rs. 13,87, Public Health Rs. 5,55, Medical Relief Rs. 1,91, Street Cleansing Rs. 18,24, Roads, S. W. Drains Rs. 68, Fire Brigade Rs. 68, Licences Rs. 26, Markets Rs. 1,48, Contribution to Budget B, Rs. 27, Budget D, Rs. 37, Budget E, Rs. 67, Dearness Allowance Rs. 2,55, and minor increases under certain other heads Rs. 7, the main decreases being under Mechanical Rs. 35, Buildings, Land Acquisition etc. Rs. 1,28, Gardens Rs. 50, Provident Fund Rs. 2,13, Grant-in-aid Rs. 75.

The net unencumbered surplus cash balance (including minimum required by law) at the beginning of the year was Rs. 91,90 and as a result of variations in income and expenditure showing a surplus of Rs. 71,11 the balance at the close of the year was Rs. 1,63,01. Adding to this a sum of Rs. 6,42 on account of recoupment of advances made for purchase of capital stores during 1954-55 debited provisionally pending raising of a loan, the total amount available as Surplus Cash Balance stood at Rs. 1,69,43 and after allowing for reservations for advances of Rs. 39,12 as detailed in para. 2, the balance at the end of the year stood at Rs. 1,30,31 as against Rs. 1,26,16 estimated at the time of framing revised estimates.

The increase in the Surplus Cash Balance is mainly due to (1) improvement in income to the extent of Rs. 28,63 (2) less expenditure of Rs. 54,22 and (3) corresponding increase in reservations to the extent of Rs. 78,70 particularly under renewed grants over that estimated in the Revised Estimates. A further sum of Rs. 6,47 has been advanced as against Rs. 6,42 in the previous year for purchase of Capital Stores during the year under report *i.e.*, 1955-56, which will be recouped on raising a new loan in 1956-57.

The expenditure estimated for the year on Loan Works as detailed in para. No. 15 was Rs. 5,33,60, revised to Rs. 7,69,14 against which actuals amounted to Rs. 4,65,89. Thus the actual expenditure booked works out to 87 per cent. and 61 per cent. of the Budget and Revised Estimates respectively.

The position regarding the Sinking Fund is satisfactory as there is still an excess accumulation of Rs. 10,50 on 31st March 1956. In addition to this a sum of Rs. 52,45 stands to the credit of the Net Premium Fund which is intended as a reserve for making good any deficit in the market value of Sinking Fund Investments.

Improvement Schemes

The total income for the year amounted to Rs. 1,19,30 and expenditure Rs. 1,23,92 resulting in a deficit of Rs. 4,62. The position of the Sinking Fund is also satisfactory, as there is still an excess accumulation of Rs. 52,17.

Education Fund

The income was Rs. 1,52,55 made up of Rs. 99,73 and Rs. 14,17 being contributions from Budgets A and D and Rs. 25,52 and Rs. 5,50 grants-in-aid from Government for the City and Suburbs and Rs. 7,63 Miscellaneous Receipts. The expenditure was Rs. 1,49,73 (City Rs. 1,27,53 and Suburbs Rs. 22,20).

General

The Budget Estimates of Income and Expenditure as adopted by the Corporation for the year 1955-56 were Rs. 9,54,70 and Rs. 9,99,99 respectively (including Rs. 25,00 set aside for financing expenditure on Capital Works out of anticipated savings) and a deficit of Rs. 45,29 was anticipated. The expectations as regards the expenditure have proved to be correct inasmuch as it has fallen by Rs. 68,81. This in addition to the improvement in income by Rs. 47,59 has resulted in a surplus of Rs. 1,16,40 as against budgetted deficit of Rs. 45,29. The net unhyпотheated surplus cash balance (including minimum required by law) at the beginning of the year was Rs. 91,90. Adding to this surplus of Rs. 71,11 on the basis of actuals and Rs. 6,42 recouped on account of repayment of Advances made for purchases of Capital Stores during 1954-55, the total amount available at the end of the year as Surplus Cash Balance worked out to Rs. 1,69,43.

After accounting for reservations on account of different advances made during the year the net unhyпотheated Surplus Cash Balance stood at Rs. 1,30,31.

The final sanctioned grants during the year were Rs. 11,44,86. The actual expenditure amounted to Rs. 9,31,18 resulting in unexpended balances of Rs. 2,13,68 out of which Rs. 1,38,39 were renewed for expenditure in the current year i.e., 1956-57 and Rs. 75,29 were lapsed as savings.

The following are some of the notable features of the year under report :—

- (1) Postponement of Municipal General Elections Scheduled to be held in February 1956 to 1957.
- (2) Creation of a new Department known as Public Relations Department.
- (3) Introduction of the new Pension Scheme approved by the Corporation under C. R. No. 1093, dated the 7th January 1955 and confirmed by the Government on 6th June 1955 for the benefit of Municipal Employees.

As in the case of previous year, a sum of Rs. 25 lacs was reappropriated from Revenue Funds for the following Capital Works :—

	Rs. (in lacs)
(1) Providing Housing Accommodation for Municipal Staff	15
(2) Covering open channel drains in the City	10
Total	25

The work under (1) above is estimated to cost Rs. 17,47 and the plans and estimates thereof have been approved by the Corporation under their Resolution No. 175, dated the 24th April 1956.

The work under item No. 2 is estimated to cost Rs. 14,75 and the plans and estimates thereof have also been approved by the Corporation vide their Resolution No. 367, dated the 21st June 1955. Part cost to the extent of Rs. 10 lakhs is to be met from the above provision made in the Revenue Budget and part from Capital Works Budget B to the extent of Rs. 5 lakhs. Both the works are being proceeded with.

Important items of loan works in Budget A on which substantial expenditure was incurred in the year under report are shown below :—

	Rs. (in lacs)
(1) Extension of the Municipal Head Office Buildings	7.78
(2) V. C. T. Scheme	292.57
(3) Improving the distribution system in the City	46.07
(4) Remodelling the distribution system in the City	14.62
(5) Strengthening of Tansa Dam	6.88
(6) Acquisition of land occupied by milch cattle stables in the City	13.67
(7) Providing two additional floors over the R. P. T. B. Hospital, Sewri	3.44
(8) Installation of Purification Plant at Love Grove	6.40
(9) Resurfacing the main roads which have semi grouted surfaces in concrete	2.87
(10) Resurfacing the main semi grouted roads in premix asphalt construction	6.50
(11) Development of interior portion of the northern part of the island at Mahim	2.01

Similarly important works undertaken under Improvement Schemes Capital Account on which Rs. 8 lakhs were spent were as under :—

- (1) Initiating Slum Clearance Scheme.
- (2) Construction of Dormitories.
- (3) Construction of Transit camps for providing alternative housing accommodation.

It may be stated that in the year under report a beginning was made on Slum Clearance work on a small scale. It is likely that the Corporation will be called upon to shoulder additional responsibilities in this field and such other pressing schemes as housing. These vast schemes cannot be financed out of the present resources and Government will have to be urged to accede to the Corporation's representation for financial aid and make such additional resources available as commensurate with the growing responsibilities of the Corporation instead of extending financial assistance in the shape of loans on stringent terms.

Report of the Taxation Enquiry Commission appointed by the Government of India is out but Government decisions thereon are not yet known. Some of the important taxes recommended by them for the exclusive utilization by Local Bodies were as under :—

- (1) Taxes on lands and buildings including U. I. P. Tax.
- (2) Taxes on professions, trades, callings and employments.
- (3) Duty on transfer of property.
- (4) Terminal tax on passengers by rail, sea and road.

If the recommendations of the Commission in respect of the above taxes are implemented by the State as well as Union Government and proceeds thereof are made available to the Corporation, it will materially help in improving the present financial position of the Corporation and will enable them to proceed with other ameliorating schemes under contemplation without much difficulty.

In conclusion, I would like to add that the staff have done their duty with commendable zeal.

T. V. DORAISWAMY,
Chief Accountant.

Statement 'A' showing main items contributing to the increases and decreases in Income for 1955-56
(Actuals compared with Original Estimates)

Budget Head.	Amount of Increase.	Amount of Decrease.	Remarks.
	Rs.	Rs.	
I.—General Tax, Indirect Taxation, and Miscellaneous Revenue—			
A.—General Tax	...	14,86,601	Main decrease under Tax from Public Rs. 5,77,145 Do. from B. P. T. ... 8,99,838 Do. Improvements Properties ... 26,378 Do. Central Railway ... 1,94,418 Do. Western Railway ... 95,772 Counter balanced by increases under Tax from Government Rs. 56,989 Tax from mills Rs. 2,49,961. The decrease under Tax from public is due to the question of rateable value of certain properties gone in appeal remaining undisposed before the close of the year and also due to non enactment of legislation in connection with the amendment to the B. M. C. Act in respect of buildings occupied on flat ownership basis. The decrease in the tax from B. P. T. is due to non finalization of rateable value for the quinquenia 1944-49 and 1949-54 and that for the Railways due to rateable value having been based on the figures for the quinquenia 1944-49 instead of that for 1949-54. Increase under Tax from mills is due to revision of rateable value.
B.—Town Duties	16,11,375	...	Increases under Town Duties through B. P. T. Rs. 8,42,297 Do. Central Railway 3,55,170 Do. Western Railway 2,90,069 Do. Town Duty Department 4,19,748 due to increased import of dutiable articles mainly Iron, Steel, Grain and Sugar counterbalanced by increase in refunds and commission charges to the extent of Rs. 2,95,909.
C.—Other Receipts	...	3,45,776	Decrease is mainly due to the revised procedure adopted by the Government for paying the grant-in-aid to Local Bodies on account of revenue from fines in the year following the one to which the fines relate. The grant-in-aid received during 1955-56 was the balance of the grant-in-aid payable for the year 1954-55 i.e., for one quarter only as against four quarters as usually received.
(b) Grant-in-aid in respect of fines for offences against the law.			
(c) Interest and Profit on Investments of Surplus Loan and other balances.	6,64,671	...	Increase partly due to better yield on investments on account of favourable rates of interest on fixed and call deposits and partly due to larger balances available for investment in Surplus and Loan Funds on account of less expenditure on Capital Works than anticipated.
(e) Miscellaneous	1,91,369	...	Increase mainly under Miscellaneous Receipts Rs. 1,83,598 Do. under Miscellaneous fees ... 3,634 Do. under Rent of Buildings ... 6,290 counterbalanced by a decrease of Rs. 2,153 under contribution from Municipal Servants towards Pension etc., Fund.
(f) Receipts on account of Municipal Journal.	...	41,034	Decrease based on actual realisation from Advertisements and sale of Municipal Journal.
(g) Receipts from Mahatma Gandhi Memorial Olympic Swimming Pool.	58,152	...	The net increase is however Rs. 48,152 since the figure of Budget Estimate has been shown at Rs. 10,000 under 5—Public Health Department. Increase due partly to all the receipts being credited to the Municipal Treasury from 1st May 1955, the date from which the Management of the Pool was taken over by the Corporation instead of half of the net income hitherto being shown under 5—Public Health Department under the old arrangement and partly due to increase in rates of fees charged.
2.—Water Works and other Miscellaneous Water Works Revenue.	24,77,846	...	Main increases under Water Tax by measurement Rs. 23,00,975 Do. compounded tax 3,95,106 Do. Rent of Water meters 32,728 due to increased number of metered connections and partly due to increased receipts from the suburbs. Under Rent of Buildings and Lands due to enhanced rentals, in respect of lands leased to members of the Public in the outside City division particularly around Powai Lake and due to recovery of Arrears 11,533 Under Miscellaneous Receipts due to a general rise in the income from sale of flowers and prescribed application forms for water connections, the grant of permits for occupation of lake side Bungalows, the introduction of License Plumber's penalty, the grant of permits to start movies in the Municipal gardens and fees for testing pipes and fittings 41,933 under fees for water connections ... 44,435 due to increase in number of water connections made at the cost of private parties, counterbalanced by decrease under Water Tax on rateable value Rs. 3,48,864, owing to water tax being recovered by measurement on premises metered under Sections 169, and 170 of the Municipal Act.

Budget Head.	Amount of Increase.	Amount of Decrease.	Remarks.
	Rs.	Rs.	
7.—Street Cleansing and Conservancy, etc.	...	1,04,844	Main decreases under Halalkhore Tax on value Rs. 1,91,361 due to the same reasons as are applicable in case of General Tax as mentioned above. Decrease under Sale of rights Rs. 19,877 due to recovery of price of certain rights made in advance during previous year, and under Miscellaneous fees Rs. 28,279 counterbalanced by increases under tax for special service Rs. 16,900, Miscellaneous Receipts Rs. 89,405, Rent of Buildings Rs. 28,368 due to recovery from Municipal chawls and properties and also recovery of rent from the Collector of Bombay paid to the staff deputed for cleaning Government Foreshores.
8.—Roads S. W. drains, etc.	67,481	...	Main increases under Wheel Tax-Private Conveyance ... 41,017 —do— Public Conveyances ... 12,737 due to increase in the number of vehicles. under Miscellaneous Receipts ... 27,677 under Rent of Buildings ... 15,368 counterbalanced by decreases under Ground rent Rs. 2,269, Miscellaneous Fees Rs. 27,046 and interest realised on donation Rs. 3.
9.—Mechanical	72,132	...	Increase mainly under rent of buildings and lands due to some surplus quarters being given to municipal employees on standard rent and recovery of arrears and unclaimed dues being credited to revenue head. Increase is also due to the additional gas connections provided and increased consumption of Gas and partly due to recovery of arrears of gas bills.
10.—Buildings, Land Acquisition and Management.	5,74,183	...	Main increases under Sale proceeds of Surplus land Rs. due to adjustment of deposits as indemnity ... 2,23,195 Under Rent of Buildings (due to acquisition of properties) ... 86,247 Under ground rent ... 19,885 Miscellaneous Receipts ... 5,704 Miscellaneous Fees ... 2,39,152 due to increased rate of notice froms, building by-laws, etc., and revision of fees for stall-board projections.
11.—Fire Brigade	...	52,132	Decreases mainly under Fire Tax from Public ... 20,862 Do. from B. P. T. ... 37,869 Do. Improvement Scheme Properties ... 3,219 Do. Central Railway ... 8,579 Do. Western Railway ... 4,226 due to the same reasons as have been explained under General tax, counterbalanced by increases under tax from Government Rs. 2,516, from Mills, Rs. 11,027, Miscellaneous Receipts Rs. 9,080.
12. Licensing	5,33,613	...	Increases mainly under Licenses from dangerous and offensive Trades Rs. 1,76,880, due to increase in the number of licenses, for Squatters and Hawkers, fees for Removal of Encroachments Rs. 25,077, from Registration fees, Rs. 3,117, from Miscellaneous Receipts, Rs. 17,289, fees from advertisements, Rs. 1,70,800 due to adjustment of deposits of previous years, receipts from Theatre Tax Rs. 1,43,197 due to reclassification of some of the theatres from Class II to Class I and overhaul increase in the number of shows at the theatres and stray performances at various halls etc., and receipt of the past arrears, counterbalanced by decreases of Rs. 2,747 under Grant-in-aid from Government for the administration of shops and Establishment Act of 1948.
14.—Markets and Slaughter Houses	5,47,343	...	Increases under Stallage charges ... 71,744 Do do Squatter fees ... 68,553 Do. Fairground and feeding fees ... 94,821 Do. under Slaughter fees ... 83,720 Do. do Miscellaneous Receipts ... 2,13,764 Do do Rent of Buildings and lands ... 23,865 Do do Cold Storage fees ... 1,631 due to recovery of previous year's stallage charges particularly in case of newly built Dongri Municipal Market, more animal brought on the Fair Ground and for slaughter, more receipts from scale shed fees during fruit season, blood fees, license fees from brokers, and sale of slaughter permit forms, etc., and realisation of arrears of rent in respect of Gas Co.'s Boosting station and structure at Elphinstone Road Market counterbalanced by a decrease of Rs. 10,755 under License fees from Private Market Owners, on account of non realization of license fees from Vora Private Market as anticipated.
15.—Contribution from Capital Funds	...	18,783	Based on actual expenditure on capital works.
16.—Extraordinary Receipts	...	18,371	Due to decrease in the amount advanced for capital expenditure which would have been at a higher rate of interest.
17.—Rebate from Government on account of collection of the U. I. P. Tax in the City.	...	11,927	Due to less recoveries under U. I. P. Tax.
18.—Transfers from the B. E. S. T. Fund	45,820	...	Due to realisation of more receipts than anticipated under Section 460 LL 1D of the B. M. C. Act.

Summary of Increases and Decreases in Income compared with the Budget Estimates.

(000 Omitted)

		Increase.	Decrease.
	Rs.	Rs.	Rs.
General Tax			
From the Public	...	-5,77	
From Port Trust	...	-9,00	
From Improvement Schemes properties	...	-27	
From Central Railway	...	-1,94	
From Western Railway	...	-96	
	...	-17,94	
From Mills	...	+2,50	
From Government	...	+57	
	...	+3,07	
			14,87
Town Duties	...	16,11	
Grant-in-aid of the fees for land conveyances etc.	...	4	
Grant-in-aid in respect of fines for offences against the law	...		3,46
Interest and profits on investment of Surplus Loan and other balances	...	6,65	
Interest and profit on Plant and Machinery Depreciation Fund	...		21
Miscellaneous	...	1,91	
Municipal Journal	...		41
M. G. M. O. Swimming pool	...	58	
Water Works	...	24,78	
Education Secondary	...	1	
Public Health	...	9	
Medical Relief and Education	...		1
Street Cleansing and Conservancy	...		105
Roads, S. W. Drains, etc.	...	68	
Mechanical	...	72	
Buildings, Land Acquisition etc.	...	5,74	
Fire Brigade	...		52
Licensing and removal of Encroachments	...	5,34	
Gardens and Open Spaces	...	3	
Markets and Slaughter Houses	...	5,47	
Contribution from Capital Funds	...		19
Extraordinary receipts	...		18
Rebate from Government	...		12
Transfer from B. E. S. T. Fund	...	46	
Total	...	68,61	21,02
Gross Increases	...	68,61	...
Gross Decreases	21,02
Net Increase	...	47,59	

Statement 'B' showing the analysis of amounts to be renewed for expenditure in 1956-57 and amounts of savings out of the grants for 1955-56 after allowing for renewal under different Service Heads.

(000 Omitted)

Budget Head.	Establishment, Supervisory and Labour.	Stores and Materials.	New Works, Special Repairs, etc.	Debt Charges.	Specific Items.	Miscellaneous.	TOTAL		Grand Total.
							A	B	
	Rs.	Rs.	Rs.	Rs.	Rs.	Rs.	Rs.	Rs.	Rs.
I.—General Supervision, Collection of Revenue, etc.	A 14 B 218	6	79 34	6 61	...	295 148	1500	462
II.—Water Works	A 6 B 90	3	477 213	380 837	...	210 110	10.76	12.51
III.—Contribution to Education Fund under Section 126(c) of the Bombay Municipal Corporation Act.	...	(See under XV.)	Contribution 'C'
IV.—Education, Secondary	A ... B 13	...	26 19	16	26	48
V.—Public Health Department	A 35 B 259	45 47	65 24	2 87	...	240 387	387	804
VI.—Medical Relief & Education	A 48 B 283	327 60	321 103	29 179	...	16.35 315	23.60	940
VII.—Street Cleansing and Conservancy, etc.	A 189 B 381	83 54	27.20 222	47 521	...	10.25 410	40.64	15.97
VIII.—Roads, S. W. Drains and Public Lighting	A 39 B 76	...	13.08 309	57 156	...	899 44	22.94	585
IX.—Mechanical ...	A 40 B 12	6 7	4 4	1 18	...	17 9	68	50
X.—Buildings, Land Acquisition and Management.	A 13 B 116	...	15.15 13	11 39	...	36 Cr. 63	15.75	105
XI.—Fire Brigade	A 3 B 42	14 5	86 23	2 83	...	49 21	154	174
XII.—Licensing, Removal of Encroachment, etc.	A 7 B 21	...	5 2	7 10	19	33
XIII.—Gardens and Open Spaces.	A 4 B 6	...	86 35	1	36 31	124	72
XIV.—Markets and Slaughter Houses.	A 15 B 59	6 61	158 111	2 21	...	190 50	371	302
XV.—Contributions to—
(a) Budget 'B'	A ... B	219	219
(b) Budget 'D'	A ... B
(c) Budget 'E'	A ... B	547	547
XVI.—Miscellaneous—
A.—Provident Fund, etc. including P. F. etc., under II, VIII, XI, XIV.	A ... B	37 162	...	37	162
B.—U. I. P. Tax, etc.	A ... B	69 68	...	69	68
C.—Dearness Allowance including D. A. under II, VIII, XI & XIV.	A ... B	56 67	...	56	67
D.—Grants-in-aid to Public Institutions.	A ... B	596 14	...	596	14
E.—Rent of Buildings	A ... B	63 28	...	63	28
Total A	401	490	68.50	538	821	47.39	1,38.39
Total B	15.76	236	11.12	20.02	339	22.63	...	75.28	...
Grand Total	19.77	726	79.62	25.40	11.60	70.02	2,13.67

* Proportion chargeable to Improvement Schemes Account has been deducted from this.

A—Renewals.

B—Savings.

† Inclusive of proportion chargeable to II.—Water Works, XI. Fire Brigade and XIV Markets and Slaughter Houses.

APPENDICES

MUNICIPAL ACCOUNT.

- No. 1.—General Financial Statistics.
 No. 2.—Statement of Surplus Revenue Fund for 1955-56.
 No. 3.—Statement showing the Income realised during 1955-56 as compared with estimates for the year as also with the actuals for the preceding year.
 No. 4.—Statement showing the expenditure during 1955-56 as compared with the Final sanctioned grants.
 No. 4A.—Statement showing details of Expenditure incurred on New Works during the year ending 31st March 1956.
 No. 5.—Balance Sheet (Revenue) as at 31st March 1956.
 No. 6.—Statement of Special Funds for 1955-56.
 No. 7.—Balance Sheet (Capital Funds) as at 31st March 1956.
 No. 8.—Block Account, showing details of Capital Expenditure upto 31st March 1956.
 No. 9.—Statement showing (1) the total amount of Municipal loans raised, (2) the expenditure incurred there against and (3) the invested balance of the loans on 31st March 1956.
 No. 10.—Statement showing the actual investment on account of the Sinking Fund of different Municipal Loans upto 31st March 1956 compared with the amounts which should have accumulated upto that date on the basis of the fixed instalments and the sums set aside as Sinking Fund as at 31st March 1956.
 No. 11.—Statement showing outstanding loans due by the Municipality, the interest outstanding on 1st April 1955 on the different loans, the amount payable for the year 1955-56, the amount paid by the Imperial Bank of India and in office during that year and the balances outstanding on 31st March 1956.
 No. 12.—Water Works, Income and Expenditure Account, including statement of income realizations for 1955-56 and preceding 5 years from Water supply through meters.
 No. 12A.—Supplementary to No. 12 Statement showing the quantity of water by meter supplied during 1946-47 to 1955-56.
 No. 13.—Markets and Slaughter Houses, Income and Expenditure Account for 1955-56.
 No. 14.—Municipal Printing Press, Income and Expenditure for the year 1955-56.
 No. 14A.—Statement of Advance of Accounts for 1955-56.
 No. 14B.—Statement of Advance Accounts out of Special Funds for 1955-56.
 No. 14C.—Statement of Deposit Accounts for 1955-56.
 No. 14D.—Statement of Reserve Stores Stock Accounts for 1955-56.
 No. 14E.—Statement of interest acc. ued but not paid in respect of the Municipal loans outstanding on 31st March 1956.
 No. 15.—Statement of amounts of receipts and expenditure respectively, credited and debited to the Municipal Fund during the year 1955-56 and the balance at the credit of the fund at the close of the year 1955-56 (i.e., 31st March 1956).
 No. 16.—Comparison of Face, Purchase and Market values at 31st March 1956 of the different securities held in the Special Funds.
 No. 16A.—Comparison of Face, Purchase and Market values at 31st March 1956 of the different securities held in the Sinking Funds.
 No. 16B.—Statement showing the amount of and the object for which the donations held under Public Monuments Maintenance Fund were received from different parties upto 31st March 1956.
 No. 16C.—Statement showing the amount of and the object for which the endowments held under Endowments Fund were received from different parties upto 31st March 1956.
 No. 17.—Statement of Town Duties collected and refunds allowed in 1955-56.
 No. 18.—Statement of the Income of the Bombay Municipality from 1932-33 to the close of the financial year 1955-56.
 No. 19.—Statement of the Expenditure of the Bombay Municipality from 1932-33 to the close of the financial year 1955-56.
 No. 20.—Contracted statement of Income and Expenditure from the year 1932-33 to the financial year 1955-56.

IMPROVEMENT SCHEMES ACCOUNT.

- No. 21.—General Financial Statistics.
 No. 22.—General Account for the year 1955-56.
 No. 23.—General Account for 1955-56—Details of Income.
 No. 24.—General Account for 1955-56—Details of Expenditure.
 No. 25.—Balance sheet (Capital Account) as at 31st March 1956.
 No. 26.—Block Account showing Capital Expenditure upto 31st March 1956.
 No. 27.—Statement showing scheduled lands as specified in the Schedules W to Z annexed to Act XIII of 1933.
 No. 28.—Statement showing the actual investments on account of the Sinking Fund of different Improvement Trust Loans upto 31st March 1956 compared with the amounts which should have accumulated upto that date on the basis of the fixed instalments and the sums set aside as Sinking Fund, as at 31st March 1956.
 No. 29.—Statement showing outstanding loans of the Bombay Improvement Trust due by the Municipality, the interest outstanding on 1st April 1955 on the different loans, the amount payable for the year 1955-56, the amount paid during the year and the balances outstanding on 31st March 1956.
 No. 30.—Comparison of Face, Purchase and Market values at 31st March 1956 of the different securities held in the Sinking Fund.

EDUCATION FUND.

- No. 31.—Revenue Account for the year ended 31st March 1956.
 No. 32.—Statement showing Net Receipts during the year 1954-55 from all sources as contrasted with the original and Revised Budget Estimates.
 No. 33.—Statement showing actuals as compared with the final sanctioned grants for 1955-56.
 No. 33A.—Statement showing details of Expenditure incurred on New Works during the year ending 31st March 1956.
 No. 34.—Revenue Account Balance Sheet as at 31st March 1956.
 No. 35.—Capital Fund Balance Sheet as at 31st March 1956.
 No. 36.—Block Account showing details of Capital Expenditure upto 31st March 1956.
 No. 37.—Statement showing outstanding loan due by the Municipality, the interest outstanding on 1st April 1956 on different loans, the amount payable for the year 1955-56, the amount paid by the Imperial Bank of India and in office during that year and the balances outstanding on 31st March 1956.
 No. 38.—Statement showing the actual investment on account of the sinking Fund of different Education Loans upto 31st March 1956 compared with the amounts which should have accumulated upto that date on the basis of the fixed instalments and the sums set aside as Sinking Fund as at 31st March 1956.
 No. 39.—Statement of Advances for 1955-56.
 No. 39A.—Statement of Deposit Accounts for 1955-56.
 No. 39B.—Statement of interest accrued but not paid in respect of the Municipal loans outstanding on 31st March 1956.
 No. 40.—Statement showing the amounts of receipts and Expenditure respectively credited and debited on the Education Fund during the year 1955-56 and the balance at the credit of the fund at the close of the year 1955-56. (i.e., 31st March 1956.)
 No. 41.—Comparison of Face, Purchase and Market value at 31st March 1956 of the different securities held in the Sinking Funds.
 No. 41A.—Statement showing the amount of and object for which the endowments held under the Endowment Fund were received from different parties upto 31st March 1956.

APPENDIX No. 1

General Financial Statistics

	1951-52.	1952-53.	1953-54.	1954-55.	1955-56
<i>General.</i>					
1. Area of the City (acres)	16,761	16,761	16,761	16,761	16,761
2. Population ...	* 23,25,945	* 23,25,945	*23,25,945	**23,29,020	** 23,29,020
<i>Rates and Assessments.</i>					
3. Rateable value Rs.	21,00,54,130	21,99,08,994	23,43,85,349	24,98,47,735	25,20,61,126
4. Rateable value per head of population.	*Rs. 90-4-11	*Rs. 94-8-8	Rs. 100-12-3	Rs. 107-4-5	*Rs. 108-3-7
5. Properties registered in the Assessment Book	53,865	54,079	54,157	54,527	54,527
<i>Income.</i>					
	Rs.	Rs.	Rs.	Rs.	Rs.
	at 14 per cent.	at 17 per cent.	at 17 per cent.	at 17 per cent.	at 17 per cent.
6. General Tax ...	2,57,58,248	3,22,51,699	3,45,17,803	3,47,17,755	3,81,49,844
7. Income from other sources ...	5,13,92,466†	5,23,30,076	5,32,97,062	5,71,81,350	6,20,79,108
Total Income Rs.	7,71,50,714	8,45,81,775	8,78,14,865	9,18,99,105	10,02,28,952
8. Incidence of Taxation per head ...	Rs. 26-6-2	Rs. 30-4-1	Rs. 31-8-10	Rs. 32-2-11	Rs. 35-13-0
<i>Loans.</i>					
	Rs.	Rs.	Rs.	Rs.	Rs.
9. Debt outstanding ...	17,38,54,303	20,08,83,204	24,13,79,455	26,29,41,628	30,32,72,914
10. Redemption and Sinking Funds in hand or invested ...	4,24,22,631	4,52,15,739	5,36,42,907	4,21,87,993	4,92,92,485
11. Net Loan Debt ...	13,14,31,672	15,56,67,465	18,77,36,548	22,07,53,635	25,39,80,429
12. Net Debt per head of population ...	Rs. 56-8-1	Rs. 66-14-9	Rs. 80-11-5	Rs. 94-12-7	Rs. 109-0-10
<i>Expenditure.</i>					
	Rs.	Rs.	Rs.	Rs.	Rs.
13. Water Works—Maintenance ...	38,87,841	41,06,288	46,48,984	39,98,399	43,44,372
Debt Charges ...	79,86,078	92,42,142	1,12,96,529	1,31,24,193	1,41,64,868
14. Primary Education ...	1,13,00,121	89,59,064	92,48,465	99,05,135	99,72,443
15. Medical Relief ...	71,09,192	78,65,585	74,98,754	80,30,489	79,11,101
16. Other City services ...	4,07,51,554	4,22,07,879	4,36,53,457	4,48,62,181	4,79,75,454
17. Works out of P.W.R. Fund ...	5,04,689	2,97,972	2,520
18. Debt Charges—excluding Water Works...	77,40,450	96,06,731	96,58,134	83,48,165	87,49,646
Total Expenditure Rs. ...	7,92,79,925	8,22,85,661	8,60,06,843	8,82,68,562	9,31,17,884

* As per Census 1951.

** As per Census Authorities subsequently revised figure.

† Includes transfer of Rs. 7,29,946 from P.W.R. Fund.

T. V. DORAISWAMY,
Chief Accountant,P. R. NAYAK,
Municipal Commissioner.

APPENDIX No. 2

Revenue Account for the year ended 31st March 1956

Particulars		Total	Particulars		Total
		Rs. a. p.			Rs. a. p.
To Revenue Expenditure as per Appendix No. 4	...	9,31,17,884-1-9	By Revenue Receipts as per Appendix No. 3	...	10,02,28,952-7-6
„ Balance being Surplus for the year	...	71,11,068-5-9			
		10,02,28,952-7-6			10,02,28,952-7-6
To Contribution towards Improvement Schemes during 1956-57	Rs. a. p. 44,75,632-0-0		By Surplus Revenue Fund as at 1st April 1955	...	1,71,09,891-10-1
„ Revenue Expenditure to be incurred in 1956-57 and provided for as renewed grants	1,38,39,483-0-0		„ Surplus for the year	...	71,11,068-5-9
		1,83,15,115-0-0	„ Revenue of previous year renewed for payment of contribution towards Improvement Schemes during 1955-56	42,07,800 0 0	
„ Balance being Surplus Revenue Fund as at 31st March 1956 as per Appendix No. 5	...	2,09,35,094-15-10	„ Revenue of previous years reserved for the year 1955-56	1,08,21,450 0 0	1,50,29,250-0-0
		3,92,50,209-15-10			3,92,50,209-15-10

T. V. DORAISWAMY,
Chief Accountant.

P. R. NAYAK,
Municipal Commissioner.

Appendix No. 3 INCOME

*Statement showing the Net Receipts during the Financial Year 1955-56 from all sources
as contrasted with the Original and Revised Budget Estimates*

Particulars.	Budget Estimate for 1955-56. 2	Revised Estimate for 1955-56. 3	Actuals for 1955-56. 4	Actuals for 1954-55. 5	Compared with Budget Estimate.	
					+ Increase - Decrease. 6	+ Increase - Decrease. 7
	Rs.	Rs.	Rs.	Rs.	Rs.	Rs.
1.—General Tax, Indirect Taxation and Miscellaneous Revenue.						
—General Tax at 17 per cent.—						
(1) From the Public	3,27,08,850	3,35,22,890	3,21,31,705	3,18,03,184	- 5,77,145	- 13,91,185
(2) From Government	7,29,625	4,04,400	7,86,614	2,50,368	+ 56,989	+ 3,82,214
(3) From Port Trust	22,60,720	13,62,635	13,60,882	13,60,882	- 8,99,838	- 1,753
(4) From Improvement Schemes Properties	5,93,800	4,79,055	5,67,422	4,85,878	- 26,378	+ 88,367
(5) From Mills	24,53,060	28,78,395	27,03,021	2,17,243	+ 2,49,961	+ 1,75,374
(6) From Central Railway	5,37,140	3,42,720	3,42,722	3,42,722	- 1,94,418	+ 2
(7) From Western Railway	3,53,250	2,57,475	2,57,478	2,57,478	- 95,772	+ 3
	3,95,36,445	3,92,47,570	3,81,49,844	3,47,17,755	- 14,86,601	- 10,97,726
—Town Duties—						
(1) Through Port Trust	30,00,000	30,00,000	38,42,297	33,36,829	+ 8,42,297	+ 8,42,297
(2) Through Central Railway	40,90,000	40,00,000	43,55,170	33,68,114	+ 3,55,170	+ 3,55,170
(3) Through Western Railway	15,00,000	15,00,000	17,90,069	15,26,013	+ 2,90,069	+ 2,90,069
(4) Through T. D. Deptt.	7,00,000	10,00,000	11,19,748	7,98,443	+ 4,19,748	+ 1,19,748
	92,00,000	95,00,000	a 1,11,07,284	90,29,399	+ 19,07,284	+ 16,07,284
Deduct—Refunds and Commission charges	20,00,000	20,00,000	b 22,95,909	15,73,373	+ 2,95,909	+ 2,95,909
	72,00,000	75,00,000	83,11,375	74,56,026	+ 16,11,375	+ 13,11,375
—Other Receipts—						
(a) Grant-in-aid of the fees for Land, Conveyance, Music etc, Licences	10,000	14,000	13,925	10,905	+ 3,925	- 75
(b) Grant-in-aid in respect of fines for offences against the Law...	4,00,000	1,50,000	54,224	1,30,393	- 3,45,776	- 95,776
(c) Interest and Profit on Investments of Surplus Loan and other Balances	9,50,000	11,50,000	16,14,671	25,43,859	+ 6,64,671	+ 4,64,671
(d) Interest and Profit on Plant and Machinery Depreciation Fund	1,70,000	1,73,000	1,48,021	1,52,269	- 21,979	- 24,979
(e) Miscellaneous						
(1) Contribution from Municipal servants towards Pension etc., Fund	17,000	17,000	14,847	16,824	- 2,153	- 2,153
(2) Miscellaneous receipts	3,00,000	2,80,000	4,83,598	5,29,276	+ 1,83,598	+ 2,03,598
(3) Miscellaneous fees	36,000	36,000	39,634	43,612	+ 3,634	+ 3,634
(4) Rent of buildings and lands	1,08,390	91,580	1,14,680	1,20,199	+ 6,290	+ 23,100
	4,61,390	4,24,580	6,52,759	7,09,911	+ 1,91,369	+ 2,28,179
(f) Receipts on account of Municipal Journal						
(1) Advertisement	48,000	30,000	28,711	19,683	- 19,289	- 1,289
(2) Sale of Municipal Journal	24,000	3,000	2,255	3,780	- 21,745	- 745
	72,000	33,000	30,966	23,463	- 41,034	- 2,034
(g) Receipts from Mahatma Gandhi Memorial Olympic Swimming Pool.	58,152	...	+ 58,152	+ 58,152
	20,63,390	19,44,580	25,72,718	35,70,800	+ 5,09,328	+ 6,28,138
	4,88,99,835	4,86,92,150	4,95,33,937	4,57,44,581	+ 6,34,102	+ 8,41,787
2.—Water Works.—Water Tax and other Miscellaneous Water Works Revenue—						
A.—Water tax—						
(1) On Ratable Value at 3½ per cent	61,50,550	62,91,930	58,01,686	53,73,757	- 3,48,864	- 4,90,244
(2) By Measurement per 1,000 gallons	1,23,50,000	1,31,37,620	1,46,50,975	1,26,30,976	+ 23,00,975	+ 15,13,355
(3) Compounded Tax	11,31,350	10,83,810	15,26,456	10,93,159	+ 3,95,106	+ 4,42,646
	1,96,31,900	2,05,13,360	2,19,79,117	0,97,892	+ 23,47,217	+ 14,65,757
B.—Other Receipts—						
(1) Rent of Water Meters	1,43,090	1,58,570	1,75,813	1,56,895	+ 32,728	+ 17,248
(2) Rent of Buildings and Lands	23,000	25,420	34,533	27,919	+ 11,533	+ 9,113
(3) Miscellaneous Receipts	1,75,000	1,50,000	2,16,933	2,03,031	+ 41,933	+ 66,933
(4) Fees for Water connections	1,20,000	1,40,000	1,64,435	1,09,193	+ 44,435	+ 24,435
	4,61,090	4,73,990	5,91,719	4,97,043	+ 1,30,629	+ 1,17,729
	2,00,92,990	2,09,87,350	2,25,70,836	1,95,94,935	+ 24,77,846	+ 15,83,486
3.—Education (Primary).†
4.—Education (Secondary).						
A.—Miscellaneous—						
(1) Miscellaneous receipts	1,000	700	1,320	3,607	+ 320	+ 620
5.—Public Health Department.						
A.—Interest realised on Donations	75	75	75	75
B.—Miscellaneous—						
(1) Miscellaneous receipts	12,000	14,000	28,156	29,457	+ 16,156	+ 14,156
(2) Miscellaneous fees	1,90,000	1,80,000	1,95,493	1,78,271	+ 5,493	+ 15,493
(3) Rent of Buildings and Lands	1,00,000	1,00,000	93,397	96,740	- 1,603	- 1,603
(4) Sale of rights	1,200	1,800	1,815	1,745	+ 615	+ 15
(5) Receipts from the Mahatma Gandhi Memorial Olympic Swimming Pool	1	60,000	Shown under	Gen. Tax	- 10,000	- 60,000
	3,13,200	3,55,800	3,23,861	3,06,213	+ 10,661	- 31,939
C.—Grant-in-aid from Government for the duty free supply of Spirituous Medical Preparations for the use of Hospitals and Dispensaries	3,000	2,460	2,450	5,363	- 550	10
D.—Tax on Dogs	42,000	41,500	41,377	40,501	- 623	- 123
	3,59,275	3,99,835	3,67,763	3,52,152	+ 9,488	- 32,072
Carried forward Rs.	6,93,52,100	7,00,80,035	7,24,73,856	6,56,95,275	+ 31,21,756	+ 23,93,821

(a) These are net receipts after deducting Commission charges amounting to Rs. 2,87,008.

(b) This is exclusive of Commission charges amounting to Rs. 2,87,008.

† Receipts transferred to Budget 'E'.

Appendix No. 3—(Contd.)

INCOME

Statement showing the Net Receipts during the Financial year 1955-56 from all sources as contrasted with the Original and Revised Budget Estimates

Particulars. 1	Budget Estimate for 1955-56.	Revised Estimate for 1955-56.	Actuals for 1955-56.	Actuals for 1954-55.	Compared with Budget Estimate.	Compared with Revised Estimate.
	2	3	4	5	+ Increase - Decrease 6	+ Increase - Decrease 7
	Rs.	Rs.	Rs.	Rs.	Rs.	Rs.
Brought over Rs. ...	6,93,52,100	7,00,80,035	7,24,73,856	6,56,95,275	+ 31,21,756	+ 23,93,821
6.—Medical Relief and Education.						
Interest realised on donations from the Public	4,300	4,120	4,118	4,290	- 182	- 2
Miscellaneous—						
(1) Miscellaneous receipts	10,000	12,000	16,561	13,396	+ 6,561	+ 4,561
(2) Miscellaneous fees	8,500	8,500	12,636	11,295	+ 4,136	+ 4,136
(3) Rent of Buildings and Lands	4,000	3,000	1,923	2,473	- 2,077	- 1,077
	22,500	23,500	31,120	27,164	+ 8,620	+ 7,620
Receipts from Gordhandas Sunderdas Medical College	1,93,500	1,83,450	1,87,681	2,01,119	- 5,819	+ 4,231
Receipts from King Edward Memorial Hospital	21,400	60,530	54,525	35,374	+ 33,125	- 6,005
Interest realised on Hospital Fund (for Veneral Ward at King Edward Memorial Hospital)	65,000	88,850	54,622	64,431	- 10,378	- 34,228
Interest on K. E. M. Hospital and G. S. Medical College Equipment Fund	7,500	9,570	7,489	8,328	- 11	- 2,081
Interest realised on the Donation from the Establishment of Blood Bank at K. E. M. Hospital	1,158	1,158	1,157	1,156	- 1	- 1
Grant-in-aid from Government in respect of Excise Duty etc., for spirituous articles	30,000	20,000	13,572	19,926	- 16,428	- 6,428
Receipts from—						
(a) The Topiwalla National Medical College	1,10,550	1,20,790	1,13,997	1,23,773	+ 3,447	- 6,793
(b) Nair Hospital Dental College	91,270	78,800	76,882	79,843	- 14,388	- 1,918
(c) Bai Yamunabai L. Nair Hospital	6,350	7,165	11,211	7,510	+ 4,861	+ 4,046
(d) Grant-in-aid from Government for the T.N.M. College	1,40,000	1,13,800	1,13,760	2,01,704	- 26,240	- 40
	3,48,170	3,20,555	3,15,850	4,12,830	- 32,320	- 4,705
Receipts from M. G. H. Sion	83,800	87,065	1,06,648	1,00,440	+ 22,848	+ 19,583
	7,77,328	7,98,798	7,76,782	8,75,058	- 546	- 22,016
7.—Street Cleansing and Conservancy, Road Watering and Halalkhore service.						
A.—Halalkhore Tax—at 3 per cent.						
(1) On Ratable Value	68,24,050	69,90,160	66,32,689	61,01,302	- 1,91,361	- 3,57,471
(2) For Special Service	3,70,000	3,87,390	3,86,900	3,54,915	+ 16,900	- 490
	71,94,050	73,77,550	70,19,589	64,56,217	- 1,74,461	- 3,57,961
B.—Other Receipt						
(1) Sale of Rights	80,000	75,000	60,123	60,054	- 19,877	- 14,877
(2) Miscellaneous receipts	60,000	85,000	1,49,405	1,05,709	+ 89,405	+ 64,405
(3) Miscellaneous fees	90,000	75,000	61,721	71,655	- 28,279	- 13,279
(4) Rent of Buildings and Lands	35,000	36,096	63,368	38,382	+ 28,368	+ 27,272
	2,65,000	2,71,096	3,34,617	2,75,800	+ 69,617	+ 63,521
	74,59,050	76,48,646	73,54,206	67,32,017	- 1,04,844	- 2,94,440
8.—Roads, S. W. Drains and Public Lighting.						
A.—Wheel Tax						
(1) Private conveyances	39,50,000	39,56,775	39,91,017	39,12,492	+ 41,017	+ 34,242
(2) Public conveyances	1,49,000	1,56,000	1,61,737	1,51,610	+ 12,737	+ 5,737
	40,99,000	41,12,775	41,52,754	40,64,102	+ 53,754	+ 39,979
B.—Contribution from Government in lieu of Tolls	25,000	25,000	25,000	25,000
C.—Other Receipts.						
(a)—Ground Rent—						
(1) From Private Parties	36,000	36,000	33,731	30,526	- 2,269	- 2,269
(b)—Miscellaneous—						
(1) Miscellaneous receipts	3,00,000	3,00,000	3,27,677	3,03,881	+ 27,677	+ 27,677
(2) Miscellaneous fees	1,00,000	80,000	72,954	78,473	- 27,046	- 7,046
(3) Rent of Buildings and Lands	1,20,000	1,20,000	1,35,368	1,19,260	+ 15,368	+ 15,368
	5,20,000	5,00,000	5,35,999	5,01,614	+ 15,999	+ 35,999
(c)—Interest realised on donations	1,922	1,922	1,919	1,917	- 3	- 3
	46,81,922	46,75,697	47,49,403	46,23,159	+ 67,481	+ 73,706
9.—Mechanical.						
A.—Miscellaneous—						
(1) Miscellaneous receipts	1,98,950	2,09,190	2,71,082	2,37,017	+ 72,132	+ 61,892
10.—Buildings, Land Acquisition and Management.						
A.—Sale proceeds of Surplus Land	1,50,000	2,00,000	3,73,195	4,28,822	+ 2,23,195	+ 1,73,195
B.—Other Receipts—						
(a)—Rent of Buildings	42,600	96,170	1,28,847	52,055	+ 86,247	+ 32,677
(b)—Ground Rent	2,61,000	2,75,580	2,80,885	3,12,540	+ 19,885	+ 5,305
(c)—Miscellaneous—						
(1) Miscellaneous Receipts	15,000	15,000	20,704	17,219	+ 5,704	+ 5,704
(2) Miscellaneous Fees	5,00,000	5,20,000	7,39,152	5,92,149	+ 2,39,152	+ 2,19,152
	5,15,000	5,35,000	7,59,856	6,09,368	+ 2,44,856	+ 2,24,856
	9,68,600	11,06,750	15,42,783	14,02,785	+ 5,74,183	+ 4,36,033
Carried forward Rs. ...	8,34,37,950	8,45,19,116	8,71,68,112	7,95,65,311	+ 37,30,162	+ 26,48,996

Appendix No. 3—(Concl.)
INCOME

*Statement showing the Net Receipts during the financial year 1955-56 from all sources
as contrasted with the Original and Revised Budget Estimates*

Particulars.	Budget	Revised	Actuals for	Actuals for	Compared	Compared
	Estimate for 1955-56.	Estimate for 1955-56.	1955-56.	1954-55.	+ Increase - Decrease	+ Increase - Decrease
	2	3	4	5	6	7
	Rs.	Rs.	Rs.	Rs.	Rs.	Rs.
Brought over Rs. ...	8,34,37,950	8,45,19,116	8,71,68,112	7,95,65,311	+37,30,162	+ 26,48,996
11.—Fire Brigade.						
A.—Fire Tax at $\frac{3}{4}$ per cent.—						
(1) From the Public	14,43,050	14,79,050	14,22,188	14,13,394	- 20,862	- 56,862
(2) From Government	32,190	17,840	34,706	11,046	+ 2,516	+ 16,866
(3) From Port Trust	99,744	60,120	61,875	61,875	- 37,869	+ 1,755
(4) From Improvement Schemes Properties	26,200	21,135	22,981	21,148	- 3,219	+ 1,846
(5) From Mills	1,08,230	1,26,995	1,19,257	9,293	+ 11,027	+ 7,738
(6) From Central Railway	23,700	15,120	15,121	15,121	- 8,579	+ 1
(7) From Western Railway	15,586	11,360	11,360	11,360	- 4,226	...
	17,48,700	17,31,620	16,87,488	15,43,237	- 61,212	- 44,132
B.—Other Receipts						
(1) Miscellaneous receipts	25,000	25,000	34,080	30,242	+ 9,080	+ 9,080
	17,73,700	17,56,620	17,21,568	15,73,479	- 52,132	- 35,052
12.—Licensing, Removal of Encroachments on Public Streets, administration of Shops & Est. Act 1948 and Theatre Tax						
A.—Licence for Dangerous and Offensive Trades	8,53,000	10,70,000	10,29,880	10,70,223	+ 1,76,880	- 40,120
B.—Removal of encroachment on Public Streets— (a) Licences for Squatters and Hawkers and fees for Removal of Encroachments	5,60,000	5,65,000	5,85,077	6,08,486	+ 25,077	+ 20,077
C.—Receipts from the administration of Shops and Establishment Act— (a) Grant-in-aid from Government for the Administration of Shops and Establishment Act of 1948	1,20,000	1,40,000	1,17,253	1,27,481	- 2,747	- 22,747
(b) Registration etc., fees	12,000	13,000	15,117	13,909	+ 3,117	+ 2,117
(c) Miscellaneous Receipts.	1,000	1,800	2,080	1,764	+ 1,080	+ 280
	1,33,000	1,54,800	1,34,450	1,43,154	+ 1,450	- 20,350
D.—Miscellaneous— (1) Miscellaneous receipts	1,300	15,000	17,509	2,788	+ 16,209	+ 2,509
(2) Fees for Advertisements	3,00,000	5,00,000	4,70,800	3,43,201	+ 1,70,800	+ 29,200
	3,01,300	5,15,000	4,88,309	3,45,989	+ 1,87,009	- 26,691
E.—Receipts from the Theatre Tax	4,20,000	5,40,000	5,63,197	5,39,360	+ 1,43,197	+ 23,197
	22,67,300	28,44,800	28,00,913	27,07,212	+ 5,33,613	- 43,887
13.—Gardens and Open Spaces.						
A.—Miscellaneous— (1) Miscellaneous receipts	7,300	7,435	7,645	6,127	+ 345	+ 210
(2) Rent of Buildings and Lands	1,17,000	1,17,000	1,19,732	2,07,605	+ 2,732	+ 2,732
	1,24,300	1,24,435	1,27,377	2,13,732	+ 3,077	+ 2,942
14.—Markets and Slaughter Houses.						
A.—Miscellaneous— (1) Stallage charges	10,50,000	10,50,000	11,21,744	10,72,551	+ 71,744	+ 71,744
(2) Squatters, fees	8,08,000	8,75,000	8,76,553	8,75,267	+ 68,553	+ 1,553
(3) Fair ground and feeding fees	3,15,000	3,50,000	4,09,821	3,79,931	+ 94,821	+ 59,821
(4) Slaughter fees	5,70,000	6,00,000	6,53,720	5,66,313	+ 83,720	+ 53,720
(5) Miscellaneous receipts	5,00,000	5,70,000	7,13,764	6,70,093	+ 2,13,764	+ 1,43,764
(6) Rent of Buildings and Lands	30,000	34,000	53,865	32,358	+ 23,865	+ 19,865
(7) Cold Storage fees	52,000	52,000	53,631	54,441	+ 1,631	+ 1,631
(8) License fees from Private Markets Owners	86,400	1,01,000	75,645	76,972	- 10,755	- 25,355
	34,11,400	36,32,000	39,58,743	37,27,926	+ 5,47,343	+ 3,26,743
15.—Contribution from Capital Funds to Revenue on account of Loan Works Staff...	3,50,000	3,00,000	3,31,217	2,38,043	- 18,783	+ 31,217
16.—Extraordinary Receipts.						
(a) Interest on Net Premia Fund and Excess Interest on Sinking Fund	2,00,000	2,34,300	1,81,629	2,38,321	- 18,371	- 52,671
17.—Rebate from Government on account of Collection of the Urban Immovable Prop- erty Tax in the City	1,96,650	1,99,525	1,84,723	1,95,257	- 11,927	- 14,802
18.—Transfers from the B. E. S. & T. Fund.						
(a) Under section 460 K.K. (2) (b) of the Municipal Act	37,00,000	37,00,000	37,00,000	34,00,000
(b) Under section 460 L.L. (1) (d) of the Municipal Act	8,850	54,670	54,670	39,824	+ 45,820	...
	37,08,850	37,54,670	37,54,670	34,39,824	+ 45,820	...
Total Income	9,54,70,150	9,73,65,466	10,02,28,952	9,18,99,105	+ 47,58,802	+ 28,63,486

T. V. DORAISWAMY,
Chief Accountant.

P. R. NAYAK,
Municipal Commissioner.

Appendix No. 4 EXPENDITURE

Statement showing the Actuals as compared with the Final Grants for 1955-56.

Particulars. 1	Final grants sanctioned for expenditure during 1955-56. 2	Actual for 1955-56. 3	FINAL GRANTS COMPARED WITH THE ACTUALS		Actuals for 1954-55. 6
			Amount required to be renewed in 1956-57 4	Savings. 5	
	Rs.	Rs.	Rs.	Rs.	Rs.
I.—General Supervision, Collection of Revenue, etc.					
A.—General Superintendence					
(a) Corporation and Standing Committee	4,34,772	3,73,818	42,699	18,255	3,50,297
(b) Chief Auditor's Establishment	1,49,451	1,37,854	334	11,263	1,38,676
(c) Municipal Commissioner's Personal and General Office	4,00,137	3,34,612	44,053	21,472	3,19,878
(d) Audit and Accounts Estt.	6,76,573	6,39,367	9,404	27,802	6,15,061
(e) Labour Officer's Establishment	24,139	21,781	521	1,837	20,811
(f) Ward Officer's Establishment	32,174	25,811	1,700	4,663	27,536
(g) Municipal Journal	98,242	46,258	1,549	50,435	61,591
(h) Mahatma Gandhi Memorial Olympic Swimming Pool	74,668	32,172	32,505	9,991	...
(i) Public Relations Officer	34,916	7,228	5,105	22,583	...
	19,25,072	16,18,901	1,37,870	1,68,301	15,33,850
B.—Collection of Revenue—					
(a) Property and Wheel Tax Establishment	12,21,880	11,21,042	9,304	91,534	10,49,957
(b) Town Duty Establishment	3,23,017	2,49,809	2,670	70,538	2,75,490
	15,44,897	13,70,851	11,974	1,62,072	13,25,447
C.—Upkeep of Municipal Head Office ... 1,30,254 82,113 29,416 18,725 88,006					
D.—General Stores ... 1,98,905 1,74,068 15,380 9,457 1,61,900					
E.—Miscellaneous Charges ... 4,58,998 3,43,877 59,659 55,462 2,65,312					
F.—Election Expenses ... 10,33,046 6,64,753 3,37,835 30,458 27,169					
G.—New Works ... 34,928 13,694 14,203 7,031 217					
H.—Debt Charges ... 2,38,989 1,72,158 6,181 60,650 1,31,034					
	55,65,089	44,40,415	6,12,518	5,12,156	35,32,935
Deduct—Proportion of General Superintendence chargeable to Water Works, Fire Brigade, Markets and Improvement Schemes Account and Education Fund Account					
	12,52,077	10,88,639	1,12,977	50,461	8,71,361
	43,13,012	33,51,776	4,99,541	4,61,695	26,61,574
II.—Water Works.					
A.—Maintenance ... 33,57,195 24,36,572 5,97,185 3,23,438 23,04,047					
B.—Income Tax on income derived by the Municipality for supply of water to areas outside Municipal Jurisdiction ... 60,000 24,608 ... 35,392 Cr. 12,326					
C.—Provident Fund and Pensions etc., charges ... 2,31,500 2,14,919 500 16,081 2,19,702					
D.—Proportion of General Supervision and Collection of Revenue etc. ... 7,79,138 6,75,770 71,555 31,813 5,17,134					
E.—Dearness Allowance ... 9,99,436 9,63,268 11,500 24,668 9,12,493					
F.—New Works ... 81,016 29,235 28,526 23,255 57,349					
G.—Debt Charges ... 1,53,81,518 1,41,64,868 3,79,545 8,37,105 1,31,24,193					
	2,08,89,803	1,85,09,240	10,88,811	12,91,752	1,71,22,592
III.—Education (Primary).					
	...	Shown	under	XV(c).	...
IV.—Education (Secondary).					
A.—Victoria and Albert Museum ... 86,897 38,063 25,980 22,854 29,166					
B.—Municipal Free Reading Rooms and Libraries ... 69,260 44,205 173 24,882 49,852					
C.—Debt Charges ... 1,179 1,176 ... 3 1,176					
	1,57,336	83,444	26,153	47,739	80,194
V.—Public Health Department.					
A.—General Superintendence—					
(a) General Supervision	10,61,777	8,98,975	31,324	1,31,478	8,86,951
(b) Epidemics	2,90,411	1,88,536	32,084	69,791	1,79,431
(c) Vaccination	2,23,314	1,45,349	30,825	47,140	2,10,119
(d) Malaria	5,46,369	4,34,826	35,984	75,559	4,67,036
(e) Miscellaneous	4,92,723	3,63,024	82,208	47,491	2,23,704
(f) Propoganda for Public Health	97,109	65,396	21,060	10,653	65,369
(g) Licensing of Dogs	42,022	31,267	2,009	8,746	31,303
	27,53,725	21,27,373	2,35,494	3,90,858	20,63,913
B.—Supply of Milk to undernourished needy Children attending Municipal Schools ... 15,64,269 11,03,610 1,43,995 3,16,664 8,86,989					
C.—New Works ... 17,250 1,480 5,435 10,335 12,222					
D.—Debt Charges ... 9,90,252 9,01,866 1,778 86,608 5,81,053					
—Expenditure other than Establishment in connection with Re-organisation Scheme ... 57 ... 57 ... 35,231					
	53,25,553	41,34,329	3,86,759	8,04,465	35,79,408
Carried over Rs.	3,06,85,704	2,60,78,789	20,01,264	26,05,651	2,34,43,768

Appendix No. 4—(Contd.)

EXPENDITURE

Particulars.	Final grants sanctioned for expenditure during 1955-56.	Actuals for 1955-56.	FINAL GRANTS COMPARED WITH THE ACTUALS		Actuals for 1954-55.
			Amount required to be renewed in 1956-57.	Savings.	
	2	3	4	5	6
	Rs.	Rs.	Rs.	Rs.	Rs.
Brought forward Rs. ...	3,06,85,704	2,60,78,789	20,01,264	26,05,651	2,34,43,768
VI.—Medical Relief and Education.					
A.—Hospitals and Maternity Homes—					
(a) King Edward Memorial Hospital ...	25,58,007	21,92,316	2,21,331	1,44,360	22,51,325
(b) Municipal General Hospital, Sion. ...	15,41,476	12,56,806	1,96,093	88,577	15,11,167
(c) B.Y.L. Nair Charitable Hospital ...	13,89,680	11,54,156	1,62,308	73,215	10,73,546
(d) Infectious Diseases Hospitals ...	24,01,735	19,87,930	2,71,724	1,42,081	19,57,864
(e) Maternity Homes ...	3,68,632	3,04,975	44,445	19,212	2,86,245
(f) Maternity & Children Welfare Service ...	81,025	64,940	9,083	7,002	47,448
	83,40,555	69,61,123	9,04,984	4,74,448	71,27,595
B.—Dispensaries—					
(a) Dispensaries for out-patients ...	3,64,107	2,86,092	37,190	40,825	2,34,829
(b) Dispensary for combating Venereal Diseases ...	1,04,218	92,406	7,411	4,401	80,342
(c) Mobile Dispensaries in the City ...	19,881	19,800	27	54	19,862
	4,88,206	3,98,298	44,628	45,280	3,35,033
C.—Medical and Nursing Assistance to Poor People in their Homes ...	2,099	1,431	100	568	1,143
D.—Family Planning Clinics ...	36,373	27,278	706	8,389	22,505
E.—Medical Education—					
(a) Gordhandas Sunderdas Medical College ...	6,20,483	4,73,747	99,932	46,804	4,25,006
(b) Topiwala National Medical College ...	6,29,035	4,25,513	1,19,451	84,071	3,48,373
(c) Nair Hospital dental College ...	3,03,900	2,15,507	26,226	62,167	2,00,009
	15,53,418	11,14,767	2,45,609	1,93,042	9,73,388
F.—Statutory Contribution to Government Medical Institutions ...	4,14,500	4,14,500	4,14,500
G.—Clinic for treatment of Leprosy Cases ...	75,301	38,293	37,001	7	61,660
H.—New Works ...	1,95,868	61,751	94,271	39,846	68,053
I.—Debt Charges ...	9,79,542	7,71,670	29,072	1,78,800	6,02,340
J.—Providing a convalescent home of 120 beds with equipment and Staff quarters at Parel ...	10,12,200	8,427	10,03,772	1	...
	1,30,98,062	97,97,538	23,60,143	9,40,381	96,06,217
VII.—Street Cleansing and Conservancy, Road Watering and Halalkhore Service.					
A.—Street Cleansing and Conservancy—					
(a) Superintendence and Inspection ...	5,92,530	5,00,732	20,063	71,735	5,02,990
(b) Veterinary ...	51,601	38,678	1,226	11,697	41,877
(c) Gully Flushing ...	2,34,046	2,18,432	6,359	9,255	1,88,657
	8,78,177	7,57,842	27,648	92,687	7,33,524
B.—Collection, Loading, Removal and Disposal of Town Refuse—					
(i) Collection of Town Refuse—					
(a) Scavenging ...	28,43,104	26,62,227	1,01,650	79,227	24,96,192
(b) Road Scraping and Road watering ...	1,87,352	1,66,261	6,500	14,591	1,64,823
(ii) Removal of Town Refuse to Mahalaxmi Siding—					
(a) Bullock Traction ...	2,93,088	2,27,443	16,582	49,063	2,23,554
(b) Motor Traction ...	7,93,794	7,07,223	33,304	53,267	7,05,352
(iii) Loading of Refuse at Mahalaxmi Siding for Transport to Deonar ...	24,61,885	16,83,982	7,54,405	23,498	16,26,247
(iv) Disposal of Town Refuse—					
Transport of Refuse from Mahalaxmi Siding to Deonar by Train ...	15,57,191	9,01,426	4,06,858	2,48,907	4,19,474
	81,36,414	63,48,562	13,19,299	4,68,553	56,35,642
C.—Road Watering ...	5,500	346	2,500	2,654	1,518
D.—Halalkhore Service—					
(a) Cleansing and Sanitation ...	12,43,993	8,96,387	1,85,661	1,61,945	8,82,407
(b) Transport—					
(1) Bullock Traction ...	57,092	48,514	4,356	4,222	37,436
(2) Motor Traction ...	1,06,938	72,786	23,959	10,243	56,803
(c) Pumping Compressor Stations, Purification Works and Flood Gates ...					
(a) Inspection and Supervision ...	49,709	41,678	6,128	1,903	39,309
(b) Pumping Stations ...	6,82,367	4,61,521	1,55,888	64,958	4,67,381
(c) Compressor Stations and Flood Gates ...	3,73,976	2,49,462	90,305	34,209	2,20,730
(d) Purification Works ...	4,30,094	3,25,034	76,258	28,802	2,77,163
(d) Cleansing of Sewers, Street Connections and House Drains ...	14,58,256	10,66,008	2,02,568	1,89,680	10,15,440
(e) Provident Fund, Pensions etc., charges ...	2,25,200	2,06,593	200	18,407	2,75,449
(f) Dearness Allowance ...	16,46,802	16,34,738	5,250	6,814	15,35,535
(g) Proportionate cost on account of Collection charges of Halalkhore Tax, Supervision charges on Halalkhore Service & Cost of Water used for flushing Gullies, Privies etc. ...	2,16,430	2,68,675	1,495	6,260	1,93,242
	64,90,907	52,11,396	7,52,068	5,27,443	50,00,895
E.—New Works— ...	26,44,448	7,15,050	19,21,249	8,149	25,362
F.—Debt Charges ...	33,86,288	28,18,029	46,791	5,21,468	26,29,872
G.—Expenditure other than Establishment in connection with reorganisaiton scheme ...	277	...	277
	2,15,42,011	1,58,51,225	40,69,832	16,20,954	1,40,26,813
Carried over Rs. ...	6,53,25,777	5,17,27,552	84,31,239	51,66,986	4,70,76,798

Appendix No. 4—(Contd.)

EXPENDITURE

Particulars.	Final grants sanctioned for expenditure during 1955-56.	Actuals for 1955-56.	FINAL GRANTS COMPARED WITH THE ACTUALS		Actuals for 1954-55.
			Amount required to be renewed 1956-57.	Savings.	
1	2	3	4	5	6
Brought forward	Rs. 6,53,25,777	Rs. 5,17,27,552	Rs. 84,31,239	Rs. 51,66,986	Rs. 4,70,76,798
VIII.—Roads, S. W. Drains and Public Lighting.					
A.—General	3,28,826	2,76,094	15,264	37,468	2,59,644
B.—Maintenance of Roads	35,47,389	24,86,775	7,32,632	3,27,982	24,82,884
C.—Public Lighting	26,97,605	22,40,730	4,15,253	41,622	22,16,792
D.—Maintenance of S. W. Drains	48,940	37,034	1,200	10,706	44,658
E.—Rebate on account of the compounded Wheel Tax	17,000	17,000	18,976
F.—Expenditure other than Establishment in Connection with reorganisation Scheme	36,500	18,955	17,545
G.—New Works	11,23,327	56,896	10,54,493	11,938	21,550
H.—Debt Charges	31,63,663	29,50,221	57,326	1,56,116	29,70,800
	1,09,63,250	80,83,705	22,93,713	5,85,832	80,15,304
IX.—Mechanical.					
A.—Mechanical Engineer's Office Establishment—					
(a) M. E.'s Office Establishment	3,32,752	2,56,538	54,386	21,828	2,02,276
(b) Transport	68,179	55,018	7,782	5,379	51,627
	4,00,931	3,11,556	62,168	27,207	2,53,903
B.—Supervision of Factories, Workshops and Work places	22,095	14,840	5,682	1,573	6,694
C.—New Works	2,574	2,574	5,679
D.—Debt Charges	1,15,336	96,640	531	18,165	1,91,444
	5,40,936	4,23,036	68,381	49,519	4,57,720
X.—Buildings, Land Acquisition and Management.					
A.—City Engineer's Central Office Establishment	1,58,836	1,29,901	6,663	22,272	1,55,207
B.—Inspection and Supervision of Private Buildings	5,37,960	4,61,280	11,435	65,245	4,56,356
C.—Removal of Stall-boards in the City	5,053	2,488	1,284	1,281	3,369
D.—Architectural	1,80,424	1,48,995	4,046	27,383	1,45,729
E.—Land Acquisition and Management	3,98,440	3,24,376	35,920	38,144	2,70,425
	12,80,713	10,67,040	59,348	1,54,325	10,31,086
deduct—Proportionate share of cost of Establishment, and Supervision chargeable to Improvement Schemes Account	1,54,651	66,585	...	88,066	50,148
	11,26,062	10,00,455	59,348	66,259	9,80,938
New Works	15,06,581	2,075	15,04,506	...	626
F.—Debt Charges	5,98,002	5,48,774	10,698	38,530	6,97,487
	32,30,645	15,51,304	15,74,552	1,04,789	16,79,051
XI.—Fire Brigade.					
A.—Maintenance	9,84,700	7,95,655	1,09,249	79,796	8,11,587
B.—Provident Fund and Pensions, etc., charges	2,06,475	1,67,281	24,000	15,194	1,45,989
C.—Proportion of General Supervision and Collection of Revenue	63,448	55,175	5,734	2,539	42,287
D.—Dearness Allowance	2,29,209	2,27,211	100	1,898	2,24,737
E.—New Works	76,698	30,903	37,384	8,411	13,469
F.—Debt Charges	2,97,726	2,12,947	1,870	82,909	1,82,892
	18,58,256	14,89,172	1,78,337	1,90,747	14,20,961
XII.—Licensing, Removal of Encroachments on Public Streets and Administration of Shops and Estt. Act 1948 and Theatre Tax					
A.—Licensing Establishment	2,30,171	2,19,880	4,675	5,616	2,04,976
B.—Removal of Encroachments on Public Streets	1,72,499	1,41,701	11,739	19,059	1,43,935
C.—Administration of Shops and Establishment Act 1948	1,53,941	1,45,650	1,382	6,909	1,40,468
D.—Administration of Theatre Tax	14,182	13,313	200	669	12,647
E.—New Works	2,446	938	531	977	143
F.—Debt Charges	8,642	8,642	1,752
	5,81,881	5,30,124	18,527	33,230	5,03,921
Carried over Rs.	8,25,00,745	6,38,04,893	1,25,64,749	61,31,103	5,91,53,755

Appendix No. 4—(Concl'd.)

EXPENDITURE

Particulars.	Final grants sanctioned for expenditure during 1955-56.	Actuals for 1955-56.	FINAL GRANTS COMPARED WITH THE ACTUALS		Actuals for 1954-55.
			Amount required to be renewed in 1956-57.	Savings.	
	2	3	4	5	6
Brought forward Rs. ...	Rs. 8,25,00,745	Rs. 6,38,04,893	Rs. 1,25,64,749	Rs. 61,31,103	Rs. 5,91,53,755
XIII.—Gardens and Open Spaces.					
A.—Gardens—					
(a) Victoria Gardens	3,81,655	3,29,766	24,676	27,213	3,20,381
(b) Miscellaneous Gardens, Open Spaces, Band Stands, etc.	1,85,975	1,52,920	22,272	10,783	1,55,413
	5,67,630	4,82,686	46,948	37,996	4,75,794
B.—New Gardens, Recreation Grounds, etc.	42,670	17,619	16,808	8,243	12,947
C.—Roadside Trees & Benches	55,169	36,966	8,584	9,619	36,793
D.—New Works	98,730	32,063	50,768	15,899	31,267
E.—Debt Charges	74,160	72,957	1,153	50	1,35,074
	8,38,359	6,42,291	1,24,261	71,807	6,91,875
XIV.—Markets and Slaughter Houses.					
A.—Markets and Slaughter Houses—					
(a) Central Office	83,638	80,318	760	2,560	70,127
(b) Municipal Markets	8,58,464	5,47,800	2,05,201	1,05,463	4,31,962
(c) Slaughter Houses	6,47,312	4,40,916	83,704	1,22,692	3,94,958
(d) Private Markets	38,727	31,567	3,049	4,111	32,048
(e) Refrigerator at A. C. Market	30,446	22,409	3,684	4,353	19,581
	16,58,587	11,23,010	2,96,398	2,39,179	9,48,676
B.—Provident Fund and Pensions, etc., charges	66,500	52,769	500	13,231	60,716
C.—Proportion of General Supervision	88,731	68,387	13,757	6,587	48,414
D.—Dearness Allowance	3,13,945	3,12,217	1,000	728	3,19,696
E.—New Works	1,13,559	18,601	59,359	35,599	21,165
F.—Debt Charges	2,16,809	1,94,566	1,512	20,731	2,23,241
	24,58,131	17,69,550	3,72,526	3,16,055	16,21,908
XV.—Contribution to—					
(a)—Budget 'B' under Sec. 125 (2)(d) of the B.M.C. Act.	42,07,800	39,88,977		2,18,823	39,62,054
(b)—Budget 'D' under Sec. 123 (B)(2) of the B.M.C. Act.	14,08,166	14,08,166			13,71,095
(c)—Budget 'E' under Sec. 126 (C)(c) of the B.M.C. Act.	1,05,19,500	99,72,443		5,47,057	99,05,135
	1,61,35,466	1,53,69,586		7,65,880	1,52,38,284
XVI.—Miscellaneous					
A.—Provident Fund, Pensions, Gratuities and Compassionate Allowances					
(a)—Provident Fund	13,90,000	13,79,225		10,775	15,76,412
(b)—Pensions, Gratuities, etc.	5,55,470	4,55,366	11,500	88,604	4,70,728
	19,45,470	18,34,591	11,500	99,379	20,47,140
B.—Urban Immovable Property Tax on Municipal Properties in the City	1,43,755	6,341	69,200	68,214	6,711
C.—Dearness Allowances	89,30,676	88,59,431	38,000	33,245	86,04,407
D.—Grants-in-aid to Public Institutions—					
(a) Obligatory	9,27,997	5,60,289	3,55,707	12,001	6,70,066
(b) Discretionary	5,12,700	2,69,778	2,40,540	2,382	2,35,469
	14,40,697	8,30,067	5,96,247	14,383	9,05,535
E.—Rent of Buildings requisitioned for housing Municipal employees of essential services since derequisitioned by Government owing to close of Civil Defence measures	92,370	1,134	63,000	28,236	cr. 1,053
	1,25,52,968	1,15,31,564	7,77,947	2,43,457	1,15,62,740
Total	11,44,85,669	9,31,17,88	1,38,39,483	75,28,302	8,82,68,562

T. V. DORAISWAMY,
Chief Accountant.

P. R. NAYAK,
Municipal Commissioner.

Appendix No. 4-A.

Statement showing details of Expenditure incurred on New Works during the year 1954-55 and 1955-56.

	Expenditure upto 31-3-1955	Expenditure during the year 1955-56	Total Expenditure upto 31-3-1956
	Rs.	Rs.	Rs.
I.—General Supervision, Collection of Revenue, etc.			
Works completed (as per Report for 1954-55)	77,509	...	77,509
Providing internal Telephone connection in the C.S.'s Office	5,711	5,711
Providing and fixing of new and expanded metal wire netting enclosures in the cash section of C.A.'s Department	1,031	1,031
Providing fluorescent fittings in the Municipal Head Office	6,369	6,369
Adequate lighting arrangement at Bhandup Town Duty Chowki	583	583
Total—I.—General, etc.	77,509	13,694	91,203
II.—Water Works			
Works completed (as per Report for 1954-55)	2,54,918	...	2,54,918
Providing dist boxes on distributory water mains in the 'F' Ward	8,228	2,005	10,233
Providing a garage and driver's quarters at F Ward	3,119	123	3,242
Providing electric lights and plugs in the extension of the new control room at M. H. R.	536	351	887
Providing Screens at syphon head chawkies along the duct line	1,134	190	1,324
Construction of the welfare centre Hall at Ghatkopar cross connection	3,128	2,060	5,188
Providing new 24" cross connection immediately upstream off Bandra Anchor Block between 57" East and West Tansa Mains	667	269	936
Providing an inspection pit in the Maintenance Yard	3,207	3,207
Providing windows and ventilation to the staff quarters at Tansa	2,321	2,321
Providing permanent illuminations in trees along Gibb's Road in Shri P. M. Garden and Kamala Nehru Park	99	99
Laying 3" connections to the length of 400' through the municipal premises bearing Nos. 473 Lower Parel division	580	580
Providing and erecting travelling crane for motor shop at Delisle Road	2,879	2,879
Providing and erecting a travelling crane for Bhandarwada Hill Reservoir	381	381
Purchasing and fixing over head crane for Maintenance Workshop at Delisle Road	758	758
Purchase of one electrically driven pumping unit for Bhandarwada Hill Reservoir	14,012	14,012
Total—II.—Water Works	2,71,730	29,235	3,00,965
V.—Public Health Department			
Works completed (as per Report for 1954-55)	64,573	...	64,573
Providing a C. I. sheet screen wall to the east of the burning shed at the Hindu cemetery No. 45 Mahim	601	1,230	1,831
Construction of a dark room at the propaganda office on the ground floor in ex-trust Building	853	37	890
Providing and fixing a wash basin in the office of the A.H.O. C. & D. Ward Office at 292, Princess Street	213	213
Total—V.—Public Health Department	66,027	1,480	67,507
Total carried forward	4,15,266	44,409	4,59,675

	Expenditure upto 31-3-1955	Expenditure during the year 1955-56	Total Expenditure upto 31-3-1956
	Rs.	Rs.	Rs.
Total—Brought over ...	4,15,266	44,409	4,59,675
VI.—Medical, Relief and Education.			
Works completed (as per Report for 1954-55) ...	2,89,586	...	2,89,586
Installation of water pump on the well in the compound of R. P. T. B. Hospital ...	2,280	252	2,532
Shifting the service point of B. E. S. T. undertaking from existing place to the M. G. H. (Sion) Compound.	4,200	1,069	5,269
Providing and fixing name board for M. G. H. (Sion) ...	79	129	208
Construction of a semi-permanent structure between wards Nos. 4 and 3 for Maternity wards at M. G. H. (Sion) ...	11,947	3,951	15,898
Constructing of Dhobi Ghat with 4 washing Bhatties at south west corner of M. G. H. (Sion)	6,330	605	6,935
Refacing two old worn out M.S. plates storage tanks (1,000 gals.) by two new R.C.C. tanks of same capacity over Asstt. Dean's quarters at K. E. M. Hospital (Tanks Nos. 8 and 9)	74	74
Refacing two old corroded M.S. plates storage tanks (1,000 gals.) by two new R.C.C. storage tanks over staff quarters No. 1 at K. E. M. Hospital (Tanks Nos. 27 and 28)	896	896
Replacing two worn out M.S. plate storage tanks (800 gals.) by two new R.C.C. storage tanks over Deans quarters at K. E. M. Hospital	73	73
Providing a garage for housing ambulances at K. E. M.	4,337	4,337
Providing and fixing country teak plank ceiling in Ward No. VIII of B. Y. L. N. Ch. Hospital...	...	2,871	2,871
Providing wooden chowkey for watchman at the main gate at A. R. Hospital	261	261
Providing an additional storage tank of 600 gals. capacity for Nurse's quarters at A. R. Hospital	...	381	381
Providing one additional storage tank of 400 gallons capacity for R. M. O.'s quarters at A. R. Hospital	264	264
Providing wash basin with water tap in Doctor's room. at No. 8 District dispensary at Foras Road.	...	222	222
Replacing 2 Nos. existing worn out tanks by 2 new M.S. plate tanks of 1,600 gals. over Lady Student Hostel at G. S. M. College	912	912
Replacing 3 M. S. Plates old work out storage Tanks at G. S. M. College	75	75
Providing booster pump on 1" branch connection feeding the domestic overhead tanks from Northside over Lady Student Hostel at G. S. M. College	83	83
Constructing a Rabbit House at G. S. M. College	753	753
Demolition of two barracks No. T/16-64A and T/57-60A in the compound of the M.G.H. Sion	3,542	3,542
Providing separate electric underground service to the mortuary extension Blocks, etc., at G. T. B. Hospital	980	980
Providing a B. E. S. T. Sub-station near the X-Ray Block at K. E. M. Hospital	14,425	14,425
Providing and fixing country teak plank ceiling in Ward No. 8 of the B. Y. L. Nair Ch. Hospital...	...	4,165	4,165
Providing additional light points in the newly extended premises at the B. P. A. Eye Hospital Kamathipura	65	65
Providing A. C. service mains at transformerto work the X-Ray unit on A. C. supply at Princess Street T. B. Clinic	1,516	1,516
Providing 3 phase wiring for the main building at R. P. T. B. Hospital diverting the load to the new meters of X-Ray Department	787	787
Construction of a kitchen and Dining Hall on the terrace of the 100 beds building of B. Y. L. N. Charitable Hospital	13,834	13,834
Provision of R. C. C. storage tank in place of one corroded M. S. Plates of storage tank over Ward No. 12 at K. E. M.	2,711	2,711
Additions and alterations to the three rooms in the Municipal Chawl No. 6 at Mazgon for establishing a Municipal Dispensary	2,147	2,147
Providing one electric exhaust fan in the newly constructed dark room for screening purposes at the O. P. D. at B. Y. L. N. Charitable Hospital	371	371
Total—VI.—Medical Relief, etc. ...	3,14,422	61,751	3,76,173
Carried over ...	7,29,688	1,06,160	8,35,848

APPENDIX No. 4-A—(contd.)

	Expenditure upto 31-3-1955	Expenditure during the year 1955-56	Total Expenditure upto 31-3-1956
	Rs.	Rs.	Rs.
Total—Brought over ...	7,29,688	1,06,160	8,35,848
VII.—Street Cleansing and Conservancy, etc.			
Works completed (as per Report for 1954-55) ...	2,86,141	...	2,86,141
Experiment of compost preparation from Town Refuse a D.P. Works on a moderate scale so as to gain the necessary experience ...	6,275	35	6,310
Providing two pump houses and two pumping sets at 42-64 Gell Road, North ...	8,840	1,707	10,547
Providing a weather shed to the verandah of chawl No. 6 at Tank pakhadi H. D. Chawl ...	89	153	242
Construction of 420 tenements Replacements of Patra sheds at Tardeo flats ...	Cr. 1,471	6,94,568	6,93,097
Extension of the room in existing Pumping Station to accommodate electrical switch gear	2,783	2,783
Reconstruction of 4 seated W.C. Block near the urinal stall at the Jn. of Bellasis Road, Duncan Road	4,215	4,215
Providing a new storage tank from the W.C. Block attached to the Office of H.S. Conservancy Branch at Annsley Road	261	261
Providing water closet blacks with washing place at Argyle Road at Carnack Bridge	4,686	4,686
Providing isolation arrangements for floodgates at L. G. P. Station	77	77
Construction of a temporary shed for drainage F/N Ward Officer at Matunga Pumping Station	1,037	1,037
Providing electric lights in the Office of Drainage Ward Inspector of C. & G (North) Wards office	121	121
Providing W.C. and two washing Urinal stalls Urinal at 'B' Ward Conservancy Stable Jail Road, North	1,057	1,057
Covering the S. W. drain next to prc. No. 20 Neapean Sea Road	2,940	2,940
Constructing additional W.C. and one urinal at the existing P.C. at Malabar Hill Gibbes Road near Naz Restaurant	1,410	1,410
Total—VII—Street Cleansing, etc. ...	2,99,874	7,15,050	10,14,924
VIII.—Roads S. W. Drains			
Works completed (as per Report 1954-55) ...	1,10,401	...	1,10,401
Reserve for petty Drainage Works ...	1,18,584	39,925	1,58,509
Construction of a 15' wide passage for Jerbai Wadia Road to Bhoiwada Hindu Cemetery	,613	7,613
Improving the Junction of Ferguson Road and Delisle Road over bridge ...	2,556	924	3,490
Covering the open channel drains along the Western side of Walkesl with Recd Recd Eus Stcp	477	477
Covering the open channel drain with pre-cast slabs at the road off Mount Pleasant Road	2,891	2,891
Construction of additional sanitary accommodation at the asphalt plant Werli	4,876	4,876
Providing additional stair case at Sun Mill Lane	Cr. 24	Cr. 24
Providing electric installation at Wadala Cowkey, construction Branch, C.E.'s Department	214	214
Total ...	2,31,551	56,896	2,88,447
IX.—Mechanical.			
Works completed (as per Report for 1954-55) ...	74,548	...	74,548
Total, IX.—Mechanical ...	74,548	...	74,548
X.—Buildings, Land Acquisition, etc.			
Works Completed (as per Report for 1954-55) ...	14,665	...	14,665
Developing Shivaji Park Planting 66 trees along 30' frege	2,015	2,015
Providing Housing accommodation for Municipal Staff on a plot bearing C.S. No. 332 (part) of Tardeo Division of Gilder Lane, etc.	60	60
Total—X.—Buildings ...	14,665	2,075	16,740
Carried over ...	13,50,326	8,80,181	22,30,507

	Expenditure upto 31-3-1955	Expenditure during the year 1955-56	Total Expenditure upto 31-3-1956
Brought over ...	13,50,326	8,80,181	22,30,507
XI.—Fire Brigade.			
Works completed (as per Report 1954-55) ...	1,14,609	...	1,14,609
Providing wooden shelves in Chawl No. 1 and 2 at Godown F. B.	1,905	1,905
Providing W.C. for Staff at Head Quarters by converting European style for officers	536	536
Constructing a W.C. and Bathroom at Gowalia Tank Fire Brigade Station	119	119
Converting the existing store room attached to Chief Officer's Bungalow into a W. C. by providing European Pattern Style	1,387	1,387
Converting ground floor of Chief Officers bungalow into Office by providing Teak wood partition	3,278	3,278
Converting existing office into quarters to accommodate one office and oil painting the walls, etc.	1,940	1,940
Making a new entrance in the compound wall by providing W.I. Gate and Cement Concreting the pavement, etc.	1,162	1,162
Providing weather shades and P.M. Frames and repairs, etc., at Memonwada Fire Station...	...	888	888
Providing permanent shed over the passage leading to the W.C. etc., at Dy. Chief Fire Brigade's Quarters, Byculla	409	409
Cutting down middle compound wall and constructing Westside wall at Memonwada Fire Station	777	777
Constructing asbestos Cement shades roof as a semi-pavement roof, etc. to the 2nd officers quarters at Byculla	92	92
Construction of R.C.C. Tank at Memonwada Fire Station	1,094	1,094
Providing two latrines on 1st floor of Chawl No. 1 at Gowalia Tank Fire Station	3,865	3,865
Providing a carriage entrance to the Fire Brigade Head Quarters at Sankli Street	429	429
Provision for meeting excess exp. over B. P. T. share for maintenance of Alexandra Docks Fire Station	8,513	8,513
Improving water supply to Fire mens quarters at Alexandra Fire Station	49	49
Providing nahanies in staff quarters at Alexandra Dock Fire Brigade Station...	...	4,460	4,460
Total—XI.—Fire Brigade ...	1,14,609	30,903	1,45,512
XII.—Licensing, Removal of Encroachments, etc.			
Works completed (as per Report for 1954-55)...	17,857	...	17,857
Providing wash basin at 'E' Ward Office	212	212
Constructing a washing place to the Peon's quarters at Gujar Street Ward Office	103	103
Providing two additional electric lights at Matunga Open Air Market Reserved Area	576	576
Providing one electric light in Godown of L. S. IV	47	47
Total—XII.—Licensing, etc., ...	17,857	938	18,795
XIII.—Gardens and Open Spaces.			
Works completed (as per Report for 1953-54) ...	2,11,240	...	2,11,240
Providing mercury lights in the Victoria Gardens ...	3,969	735	4,704
Providing a recreation ground in C. S. No. 885 at the junction of Tulsi pipe line Road and Fitwala Road ...	1,457	1,349	2,806
Providing a small carnivores House in the Victoria Gardens ...	6	8,284	8,290
Converting the plot at Dr. Vigas street into a children's playground ...	185	900	1,085
Planting trees on the side of foot paths ...	2,335	751	3,086
Providing fly room cartrivances to the rat house in Victoria Gardens ...	3	1,200	1,203
Provision of a gate on the path way from the rear of Mali's Chawls in the Victoria Gardens and brick masonry with Soda water glasses in the existing walls	24	24
Total—XIII—Gardens, etc., Carried forward...	2,19,195	13,243	2,32,438
Total—Carried forward ...	14,82,792	9,12,022	23,94,814

APPENDIX No. 4-A—(concl.)

	Expenditure upto 31-3-1955	Expenditure during the year 1955-56	Total Expenditure upto 31-3-1956
	Rs.	Rs.	Rs.
Brought over ...	14,82,792	9,12,022	23,94,814
Brought over ...	2,19,195	13,243	2,32,438
Constructing C.I. sheet shed for spotted deer in the deer enclosure at Victoria Gardens	696	696
Constructing a pond in the Conservatory at Victoria Gardens	578	578
Providing barbed wire fencing to the hedges at Netaji Subashchandra Bose Road	229	229
Construction of children play ground at Worli Koliwada	14	14
Improvement of children's corner at Shivaji Park Playground	764	764
Providing electric lights in the King's Circle Gardens	1,360	1,360
Constructing room for Malis at Gowalia Tank Maidan	323	323
Installation of one turnstyle and one iron gate at Mahim Foreshore Godown	67	67
Providing W.C. Block and washing place to the quarters of Malis at North Brook Garden	3,435	3,435
Providing pale fencing at recreation ground at 2nd Peer Khan Street	7,542	7,542
Providing Playing Apparatus in Various Municipal Gardens	Cr. 119	Cr. 119
Providing Public Conveniences in the Amusement Park at Victoria Garden	3,931	3,931
Total—XIII—Gardens, etc. ...	2,19,195	32,063	2,51,258
XIV.—Markets and Slaughter Houses.			
Works completed (as per report for 1954-55) ...	1,44,278	...	1,44,278
Provision of a Gas Lamp in Park Section at Pedder Market	288	288
Provision of storage tank at different Municipal Market	14,260	14,260
Providing one W.C. block and 4 urinal seats at Masjid Bander Market	3,303	3,303
Providing S. P. hydrants at Fergusson Road Market	750	750
Total—XIV.—Markets, etc. ...	1,44,278	18,601	1,62,879
Total—New Works ...	18,46,265	9,62,686	28,08,951

T. V. DORAISWAMY,
Chief Accountant.

P. R. NAYAK,
Municipal Commissioner.

(Memo) Appendix No. 5

Revenue Account Balance Sheet as at 31st March 1956.

LIABILITIES.	Rs. a. p.	ASSETS.	Rs. a. p.
Debts—		Cash at Bank ...	42,03,536 13 5
Due on Cash Bills Outstanding Account ...	35,901 13 0	Cash in Office ...	84,73,043 4 2
.. Cheques payable ...	32,32,567 10 7	Municipal Loans—Interest warrants Payable Account ...	77,734 14 2
.. Stores purchased, Outstanding Accounts ...	6,72,918 9 10	B. I. Trust Loans—Interest warrants Payable Account ...	59,915 0 4
.. Outstanding Charges for 1955-56 and previous years ...	1,38,39,483 0 0	Interest on B. I. Trust Loans Payable Account ...	20,118 15 4
.. Outstanding Charges on account of Interest accrued but not paid (Vide details shown in Appendix No. 14-E) ...	10,30,950 14 4		1,28,34,348 15 5
Improvement Schemes—		Debts—	
Contribution falling due in 1956-57 ...	44,75,632 0 0	Due for Stores sold ...	Cr. 18,82,074 1 11
Deposits in Cash and Public Securities from Contractors and private parties (Vide details shown in Appendix No. 14-C) ...	3,45,60,118 5 8	Stock—(Vide Appendix No. 14-D)	
	5,78,47,572 5 5	Stock (Reserve Stores) ...	17,07,942 13 11
Public Monuments Maintenance Fund (vide details shown in Appendix No. 16-B) ...	1,74,338 7 0	Line Suspense Account ...	83,095 10 10
Endowments Fund (vide details shown in Appendix No. 16-C) ...	9,97,134 14 5		17,91,038 8 9
	11,71,473 5 5	Capital Stores—	
Stock Account—		Stock ...	6,46,642 0 7
Capital Purchases Account, etc. ...	20,242 3 3		24,37,680 9 4
Stock Adjustment Account ...	1,112 3 9	Plant and Machinery	
	21,354 7 0		25,01,835 14 4
Special Funds as at 31st March 1955—		Advances, Recoverable—(Vide Appendix No. 14-A)	
Municipal Fire and Accident Insurance Fund ...	19,05,746 8 0	Departmental Works ...	30,12,318 4 11
Net Premia Fund ...	52,45,251 8 4	Private Works ...	11,42,889 7 5
Provident Fund ...	5,97,27,802 7 3	Asphalt Plant Crushers, etc. ...	17,51,186 1 7
Fines Fund ...	1,87,673 9 2	Municipal Officers ...	1,46,242 2 0
Plant and Machinery Depreciation Fund ...	30,64,277 13 4	Sundries—Miscellaneous—Advances ...	29,10,048 8 1
Renewal of Road Surfaces Fund ...	27,85,469 13 3	Municipal Tenderers, Contractors, etc. ...	4,602 2 5
Garden Fund (a) Victoria Gardens ...	3,35,332 8 4	Purchase of Coal ...	460 7 8
Garden Fund (b) Other Gardens ...	1,04,550 1 0	Purchase of Petrol ...	2,78,663 3 4
Hospital Fund ...	15,81,929 12 9		92,46,410 5 5
Slum Service Fund ...	2,47,173 8 3	Advances out of Special Funds—(Vide Appendix No. 14-B)	
K. E. M. Hospital and G. S. M. College Equipment Fund ...	2,01,967 2 3	Advances from Plant and Machinery Depreciation Fund for Levelling, Metalling etc., Private Streets ...	4,21,123 5 10
G. S. M. College and K. E. M. Hospital Research Fund ...	2,31,723 2 7	Amount advanced from Net Premia Fund for the purchase of Plant and Machinery for the Municipal Printing Press ...	1,04,179 0 0
Precast Concrete Slab Pavements Renewal Fund ...	3,68,811 0 0	Amount advanced from Net Premia fund to repay 5% 28 lakhs loan ...	1,69,090 2 0
Fidelity Guarantee Insurance Fund ...	1,21,334 12 6	Advances for meeting Capital Expenditure from:—	
Depreciation Fund for replacement of Plant and Mach. purchased out of Loan Fund ...	8,00,000 0 0	Municipal Fire and Accident Insurance Fund ...	11,91,699 14 5
Victoria & Albert Museum Fund ...	59,179 11 0	Plant and Machinery Depreciation Fund ...	13,85,703 10 0
Welfare Fund ...	3,26,854 7 6	Renewal of Road Surfaces Fund ...	8,38,247 8 6
	7,72,95,077 13 6	Net Premia Fund ...	33,57,868 7 1
Suspense Account—		Depreciation Fund for replacement of Plant and Mach. purchased out of Loan Fund ...	5,11,389 14 0
		K. E. M. Hospital & G.S.M. College Research Fund... Equipment Fund ...	11,083 1 0
Balance of Proceeds of Rs. 2 Crores Loan for Capital works of the B. E. S. & T. Undertaking ...	10,618 6 3	Slum Service Fund ...	51,027 1 6
	† 10,618 6 3	Hospital Fund ...	1,44,319 15 0
		Precast Concrete Slabs Pavement Renewal Fund ...	5,02,485 3 3
Carried Forward ...	13,63,46,096 5 7	Gardens Fund—(a) Victoria Gardens ...	1,88,261 4 0
			1,35,473 0 4
			90,11,951 6 11
		Deposits in Public Securities—	
		With the State Bank of India ...	62,99,595 0 0
		In Office ...	6,12,400 0 0
			69,11,995 0 0
		Carried Forward ...	4,10,62,148 1 6

† Amount being the Cash in respect of B. E. S. & T. Committee.

Appendix No. 5.—(Concl'd.)

LIABILITIES.	Rs. a. p.	ASSETS.			Rs. a. p.
Brought forward ...	13,63,46.096 5 7	Brought forward ...			4,10,62,148 1 6
Surplus Revenue Fund as per Appendix No.2. ...	2,09,35,094 15 10	Investments— Special Funds.*	In securities.	Deposits in Cash, Call & Currents/c.	
			Rs. a. p.	Rs. a. p.	
		Municipal Fire and Accident Insurance Fund ...	7,13,932 4 0	114 5 7	7,14,046 9 7
		Net Premia, etc., on different Municipal Loans ...	16,13,760 0 0	353 15 3	16,14,113 15 3
		Provident Fund ...	5,97,27,620 2 0	182 5 3	5,97,27,802 7 3
		Fines Fund ...	1,87,266 14 0	406 11 2	1,87,673 9 2
		Plant and Machinery Depreciation Fund ...	12,57,221 2 0	229 11 6	12,57,450 13 6
		Renewal of Road Surfaces Fund ...	19,47,181 4 0	41 0 9	19,47,222 4 9
		Garden Fund (a) Victoria Gardens ...	1,99,695 2 0	164 6 0	1,99,859 8 0
		(b) Other Gardens ...	1,04,300 0 0	250 1 0	1,04,550 1 0
		Hospital Fund ...	10,79,291 12 0	152 13 6	10,79,444 9 6
		Slum Service Fund ...	1,02,700 0 0	153 9 3	1,02,853 9 3
		K.E.M. Hospital and G.S.M. College Equipment Fund ...	1,50,895 0 0	45 0 9	1,50,940 0 9
		G. S. M. College and K. E. M. Hospital Research Fund ...	2,20,393 0 0	247 1 7	2,20,640 1 7
		Precast Concrete Slab Pavements Renewal Fund ...	1,80,400 0 0	149 12 0	1,80,549 12 0
		Fidelity Guarantee Insurance Fund ...	1,21,100 0 0	234 12 6	1,21,334 12 6
		Depreciation Fund for replacement of Plant and Mach. purchased out of Loan Fund.	2,88,500 0 0	110 2 0	2,88,610 2 0
		Victoria & Albert Museum Fund ...	58,800 0 0	379 11 0	59,179 11 0
		Welfare Fund ...	3,26,500 0 0	354 7 6	3,26,854 7 6
			6,82,79,556 8 0	3,569 14 7	6,82,83,126 6 7
		Investment of Surplus moneys in Public Securities.			
		3% Conversion Loan 1946† ...	35,418 14 2	...	35,418 14 2
		Public Monuments Maintenance Fund. (Vide Appendix No. 16-B) ...	1,74,246 7 0	92 0 0	1,74,338 7 0
		Endowments Fund. (Vide Appendix No. 16-C) ...	9,96,990 6 6	144 7 11	9,97,134 14 5
		Surplus Fund.	Face value..	Cost.	
		4% Govt. Loan 1960-70 ...	4,80,500 0 0	4,35,496 10 0	
		4% B.I.T. Debentures ...	16,900 0 0	15,740 12 0	
		3% Municipal Debentures ...	22,25,000 0 0	22,25,000 0 0	
		3½% Municipal Debentures ...	1,13,000 0 0	1,12,343 12 0	
		3½% Municipal Debentures ...	17,08,800 0 0	16,07,526 0 0	
		4% Municipal Debentures ...	11,68,200 0 0	11,65,601 8 0	
		3% Conversion Loan 1946 ...	14,50,800 0 0	14,51,290 0 0	
		6% B. I. T. Debentures ...	64,600 0 0	64,600 0 0	
		4½% B. I. T. Debentures ...	25,600 0 0	25,600 0 0	
		3½% National plan bond ...	20,00,000 0 0	19,70,000 0 0	
		4% Bombay State Development Loan ...	3,75,000 0 0	3,75,000 0 0	
		4½% Ghatkopar Kirol Debentures ...	3,000 0 0	3,000 0 0	
		3% Loan 1963-65 ...	1,000 0 0	925 0 0	
		4½% Andhra Coop. Central Land Mortgage Bank Debts. ...	5,00,000 0 0	5,00,000 0 0	
			1,01,32,400 0 0	99,52,123 10 0	
		In cash, fixed, call and current a/c, Deposits ...		3,67,76,900 15 9	4,67,29,024 9 9
Total ...	15,72,81,191 5 5	Total ...	7,96,18,612 3 8	3,67,80,707 6 3	15,72,81,191 5 5

* For Face, Purchase and Market Values of each kind of securities held in the Special Funds, please see Appendix No. 16.

† In respect of permanent deposits from lessees.

T. V. DORAISWAMY,
Chief Accountant.

P. R. NAYAK,
Municipal Commissioner.

APPENDIX No. 6
Statement of Special Funds for 1955-56.

Municipal Fire and Accident Insurance Fund.*				Plant and Machinery Depreciation Fund.			
(Corporation Resolution No. 4572, dated the 4th October 1888, Corporation Resolution No. 4479, dated the 5th October 1914, Corporation Resolution No. 5408, dated the 21st September 1922, Standing Committee Resolution No. 3451, dated the 2nd July 1924, and Corporation Resolution No. 13888, dated the 18th February 1926).				(Corporation Resolution No. 5533 of 1st September 1924).			
Dr.		Cr.		Dr.		Cr.	
Rs.	a. p.	Rs.	a. p.	Rs.	a. p.	Rs.	a. p.
Balance on 1st April 1955	...	18,35,447	0 0	Balance on 1st April 1955	...		31,01,684 3 4
Contributions for the year	...	6,823	13 0	Amount of depreciation on plant and machinery credited to Fund account during the year	...	90,773	0
Interest realised during the year	...	67,341	8 0	Expenditure on purchase of Plant and Machinery for replacement	...		53,367 0 0
Expenditure incurred during the year	...	3,865	13 0	Additional contribution to the Fund	...		
Balance on 31st March 1956 as per Balance Sheet, Appendix No. 5—	Rs. a. p.			Balance on 31st March 1956 as per Balance Sheet, Appendix No. 5—	Rs. a. p.		
Amount advanced for financing Capital Expenditure	11,91,699 14 5			Amount advanced for financing Capital Expenditure	13,85,703 10 0		
Amount held in Securities and Cash	7,14,046 9 7			Amount advanced for meeting expenditure on levelling, metalling, etc., Private Streets	4,21,123 5 10		
	19,05,746 8 0			Amount held in Securities and Cash	12,57,450 13 6		
Total	19,09,612 5 0	19,09,612	5 0	Total	31,55,051 3 4	31,55,051	3 4
* Accumulations in the fund are allowed to Rs. 25 lakhs under C. R. No. 1458 of 1-3-1954.				Depreciation Fund for replacement of Plant & Machinery purchased out Loan Funds.			
Net Premia Fund.				(Corporation Resolution No. 1644 of 14th March 1949).			
(Corporation Resolution Nos. 5294, dated the 19th November 1888, No. 9222, dated the 11th December 1893 and No. 5179, dated the 15th November 1906 and Standing Committee Resolution No. 3343, dated the 28th August 1907).				Dr. Cr.			
Dr.		Cr.		Dr.		Cr.	
Rs.	a. p.	Rs.	a. p.	Rs.	a. p.	Rs.	a. p.
Balance on 1st April 1955	...	52,45,237	9 4	Balance on 1st April 1955	...		8,00,000 0 0
Sale of water-marked paper	...	261	4 0	Balance on 31st March 1956 as per balance sheet Appendix No. 5.	Rs. a. p.		
Expenditure incurred during the year	247 5 0			Amount advanced for financing Capital Expenditure	5,11,389 14 0		
Balance on 31st March 1956 as per Balance Sheet, Appendix No. 5—	Rs. a. p.			Amount held in Call Deposits, Cash and Securities	2,88,610 2 0	8,00,000 0 0	
Amount advanced for financing Capital Expenditure	33,57,868 7 1			Total	8,00,000 0 0	8,00,000 0 0	
Amount advanced to repay 5 percent 28 Lakhs Loan	1,69,090 2 0			Renewal of Road Surfaces Fund.			
Amount advanced for purchase of Plant and Machinery for Municipal Printing Press pending adjustment against the provisions for depreciation in subsequent years	1,04,179 0 0			(Corporation Resolution No. 774 of 27th April 1925).			
Amount held in Securities and Cash	16,14,113 15 3	52,45,251	8 4	Dr. Cr.			
Total	52,45,498 13 4	52,45,498	13 4	Rs.	a. p.	Rs.	a. p.
* Out of this, Rs. 32,69,830 belong to Water Works Account.				Balance on 1st April 1955	...	26,74,677	5 3
Fines Fund.				Interest realised during the year	...	1,04,931	8 0
(Corporation Resolution No. 1217 of 12th May 1919).				Contribution from Revenue during the year.	...	5,861	0 8
Dr.		Cr.		Expenditure incurred during the year.	...		
Rs.	a. p.	Rs.	a. p.	Balance on 31st March 1956 as per Balance Sheet, Appendix No. 5—	Rs. a. p.		
Balance on 1st April 1955	...	2,77,028	0 8	Advance for financing Capital Expenditure	8,38,247 8 6		
Interest realised during the year	...	10,281	15 0	Amount held in Securities and Cash	19,47,222 4 9	27,85,469	13 3
Net Recoveries of fines during the year	...	9,995	7 0	Total Rs.	27,85,469	13 3	27,85,469
Expenditure during the year	1,09,631 13 6			Garden Fund (a) Victoria Garden.			
Amount held in Securities and Cash	1,87,673 9 2	1,87,673	9 2	(Corporation Resolution No. 912, of 1st May 1930).			
Total Rs.	2,97,305 6 8	2,97,305	6 8	Dr. Cr.			
Garden Fund (b) Other Gardens.				Rs.	a. p.	Rs.	a. p.
(Corporation Resolution No. 140 of 5th May 1947).				Balance on April 1st 1955	...	3,00,445	10 10
Dr.		Cr.		Recoveries during the year	...	47,374	12 6
Rs.	a. p.	Rs.	a. p.	Interest realised during the year	...	11,274	15 0
Balance on 1st April 1955	...	2,77,028	0 8	Expenditure during the year	...	23,762	14 0
Interest realised during the year	...	10,281	15 0	Balance on 31st March 1956 as per Balance Sheet, Appendix No. 5	...		
Net Recoveries of fines during the year	...	9,995	7 0	Advance for financing Capital Expenditure	1,35,473 0 4		
Expenditure during the year	1,09,631 13 6			Amount held in Securities and Cash	1,99,859 8 0	3,35,332	8 4
Amount held in Securities and Cash	1,87,673 9 2	1,87,673	9 2	Total Rs.	3,59,095	6 4	3,59,095
Total Rs.	2,97,305 6 8	2,97,305	6 8	Garden Fund (b) Other Gardens.			
(Corporation Resolution No. 140 of 5th May 1947).				Dr. Cr.			
Dr.		Cr.		Rs.	a. p.	Rs.	a. p.
Rs.	a. p.	Rs.	a. p.	Balance on 1st April 1955	...	87,897	5 0
Balance on 1st April 1955	...	2,77,028	0 8	Interest realised during the year	...	2,906	0 0
Interest realised during the year	...	10,281	15 0	Recoveries during the year	...	13,746	12 0
Net Recoveries of fines during the year	...	9,995	7 0	Balance on 31st March 1956 as per balance Sheet, Appendix 5	1,04,550	1 0	
Expenditure during the year	1,09,631 13 6			Total	1,01,550	1 0	1,04,550
Amount held in Securities and Cash	1,87,673 9 2	1,87,673	9 2	Garden Fund (b) Other Gardens.			
Total Rs.	2,97,305 6 8	2,97,305	6 8	(Corporation Resolution No. 140 of 5th May 1947).			

APPENDIX No. 6—(Contd.)
Statement of Special Funds 1955-56.

Levelling, Metalling, etc., Private Streets Fund.
Corporation Resolution No. 9427 of 23rd January 1922 and Corporation Resolution No. 11147 of 7th January 1926).

	Dr.		Cr.	
	Rs.	a. p.	Rs.	a. p.
Expenditure incurred out of the amount advanced from Plant and Machinery Depreciation Fund as on 1st April 1955	3,87,023	14 10		
Expenditure during the year	21,941	13 0		
Recoveries on account of expenditure during the year			6,851	2 0
Interest charges during the year	19,129	14 0	121	2 0
Advance from Plant and Machinery Depreciation Fund as at 31st March 1956			4,21,123	5 10
Total Rs.	4,28,095	9 10	4,28,095	9 10

Public Monuments Maintenance Fund.

	Dr.		Cr.	
	Rs.	a. p.	Rs.	a. p.
Balance on 1st April 1955			1,74,338	7 0
Balance on 31st March 1956 as per Balance Sheet, Appendix No. 5	1,74,338	7 0		
Total Rs.	1,74,338	7 0	1,74,338	7 0

Endowments Fund.

	Dr.		Cr.	
	Rs.	a. p.	Rs.	a. p.
Balance on 1st April 1955			9,86,414	2 1
Interest, Bonus, etc., invested during the year and donations received			50,720	12 4
Securities Sold for Construction of Convalescent Home	40,000	0 0		
Balance on 31st March 1956 as per Balance Sheet, Appendix No. 5	9,97,134	14 5		
Total Rs.	10,37,134	14 5	10,37,134	14 5

Hospital Fund.

(Corporation Resolution No. 497 of 15th November 1934).

	- Dr.		Cr.	
	Rs.	a. p.	Rs.	a. p.
Balance on 1st April 1955			15,81,929	12 9
Donations received during the year				
Expenditure during the year				
Balance on 31st March 1956 as per Balance Sheet, Appendix No. 5				
Amount advanced for financing Capital Expenditure	5,02,485	3 3		
Amount held in securities and cash	10,79,444	9 6	15,81,929	12 9
Total	15,81,929	12 9	15,81,929	12 9

Slum Service Fund.

(Corporation Resolution No. 930 of 27th February 1936).

	Dr.		Cr.	
	Rs.	a. p.	Rs.	a. p.
Balance on 1st April 1955			2,38,658	15 3
Interest realized during the year			8,514	9 0
Balance on 31st March 1956 as per Balance Sheet, Appendix No. 5				
Amount advanced for financing Capital Expenditure	1,44,319	15 0		
Amount held in securities and cash	1,02,853	9 3	2,47,173	8 3
Total	2,47,173	8 3	2,47,173	8 3

K. E. M. Hospital and G. S. M. College Equipment Fund.

(Corporation Resolution No. 650 of 3rd December 1935).

	Dr.		Cr.	
	Rs.	a. p.	Rs.	a. p.
Balance on 1st April 1955			2,23,046	5 3
Contribution from Revenue for the year			9,133	7 0
Expenditure during the year	30,212	10 0		
Balance on 31st March 1956 as per Balance Sheet, Appendix No. 5				
Amount advanced for financing Capital Expenditure	51,027	1 6		
Amount held in Securities and cash	1,50,940	0 9	2,01,967	2 3
Total	2,32,179	12 3	2,32,179	12 3

G. S. M. College and K. E. M. Hospital Research Fund.

(Corporation Resolution No. 176 of 21st June 1937).

	Dr.		Cr.	
	Rs.	a. p.	Rs.	a. p.
Balance on 1st April 1955				2,21,412 2 7
Subsidy received from the Government during the year				17,000 0 0
Received from Glaxo Laboratory for research				7,500 0 0
Received from Yale University for research in Monkey Kidneys				1,200 0 0
Interest realized during the year				7,741 6 0
Expenditure during the year	23,150	6 0		
Balance on 31st March 1956 as per Balance Sheet, Appendix No. 5				
Amount advanced for financing Capital Expenditure	11,083	1 0		
Amount held in securities and cash	2,20,640	1 7	2,31,723	2 7
Total	2,54,853	8 7	2,54,853	8 7

Precast Concrete Slab Pavements Renewal Fund.

(Corporation Resolution No. 612 of 23rd November 1936).

	Dr.		Cr.	
	Rs.	a. p.	Rs.	a. p.
Balance on 1st April 1955				3,29,035 0 0
Contribution from Revenue during the year				39,776 0 0
Balance on 31st March 1956 as per Balance Sheet, Appendix No. 5				
Amount advanced for financing Capital Expenditure	1,88,261	4 0		
Amount held in securities and cash	1,80,549	12 0	3,68,811	0 0
Total	3,68,811	0 0	3,68,811	0 0

Fidelity Guarantee Insurance Fund.

(Corporation Resolution No. 1283 of 10th March 1941).

	Dr.		Cr.	
	Rs.	a. p.	Rs.	a. p.
Balance on 1st April 1955				1,09,599 5 6
Net Recoveries during the year				11,203 3 0
Expenditure during the year	3,000	0 0		
Interest realized during the year				3,532 4 0
Balance on 31st March 1956 as per Balance Sheet, Appendix No. 5	1,21,334	12 6		
Total	1,24,334	12 6	1,24,334	12 6

Victoria and Albert Museum Fund.

(Corporation Resolution No. 542 of 21st July 1949)

	Dr.		Cr.	
	Rs.	a. p.	Rs.	a. p.
Balance on 1st April 1955				49,692 11 6
Net recoveries during the year				8,449 5 6
Interest realized during the year				1,637 10 0
Balance on 31st March 1956 as per Balance Sheet, Appendix No. 5	59,179	11 0		
Total	59,179	11 0	59,179	11 0

Welfare Fund.

(Constituted under Section 120A of the Bombay Municipal Corporation Act.)

	Dr.		Cr.	
	Rs.	a. p.	Rs.	a. p.
Balance on 1st April 1955				3,20,835 1 0
Contribution during the year				91,118 0 0
Interest during the year				11,434 7 0
Net recoveries during the year				391 0 0
Expenditure during the year	96,924	0 6		
Amount held in securities and cash	3,26,854	7 6		
Total Rs.	4,23,778	8 0	4,23,778	8 0

APPENDIX No. 6—(Concluded.)

Statement of Special Funds 1955-56.

Provident Fund.		Rs.	a.	p.	Rs.	a.	p.	Rs.	a.	p.	Rs.	a.	p.
(Corporation Resolution No. 5598, dated the 7th September 1920)													
Balance on 1st April 1955	...	3,44,78,397	14	6									
Add—Transferred from Trust	...	5,723	15	0									
Amount of Subscriber's Accounts—					3,44,84,121	13	6						
(1) Other than Trust and Education Committee's employees	...							3,44,84,121	13	6			
(2) Trust employees	...	29,32,584	6	2									
Less—Transferred to Municipal	...	5,723	15	0	29,26,860	7	2	29,26,860	7	2			
(3) Education Committee's Employees	...							1,57,18,143	3	8			
(4) Excess Interest, Profit on sale of Securities, etc.	...							4,14,272	4	5			
Receipts on account of Subscriptions and contribution during 1955-56 in respect of employees other than Trust and Education Committee's Employees	...	54,23,555	4	0							5,35,43,397	12	9
Deduct—Payments during the year	...	48,02,384	2	0				6,21,171	2	0			
Interest allowed on Provident Fund accounts of employees other than Trust and Education Committee's employees	...	13,64,003	1	0									
Deduct—Payments during the year	...	45,240	0	0				13,18,763	1	0			19,39,934
Net closing balance transferred to Education fund	...												3
Recoveries on account of Subscriptions and Contributions during 1955-56 in respect of Provident Fund Accounts of Trust Employees	...	4,35,607	12	0									
Deduct—Payments during the year	...	3,34,071	6	2				1,01,536	5	10			
Interest allowed on Provident Fund Accounts of Trust Employees	...	1,16,581	7	0									
Deduct—Payments during the year	...	3,922	10	0				1,12,658	13	0			
Receipts on account of Subscriptions and Contributions during 1955-56, in respect of Provident Fund Accounts of Education Committee's Employees	...	19,20,199	15	0							2,14,195	2	10
Deduct—Payments during the year	...	10,48,243	11	0				8,71,956	4	0			
Interest allowed on Provident Fund Accounts of Education Committee's Employees.	...	6,28,665	1	0									
Deduct—Payments during the year	...							6,28,665	1	0			
* Balance on 1st April 1955	...	19,54,727	5	7				19,54,727	5	7			15,00,621
Receipts on account of Subscription and Contribution during 1955-56 in respect of Provident Fund Accounts of Suburban Employees	...	7,73,129	12	0									
Deduct—Payments during the year.	...	1,90,931	6	7				5,82,198	5	5			
Interest allowed on Provident Fund Accounts of Suburban Employees	...	85,736	2	0									
Deduct—Payments during the year	...	1,711	13	0				84,024	5	0			26,20,950
Net Interest on Provident Fund Investments realized during the year	...							20,92,298	8	7			
Deduct—Interest allowed at 4 per cent. per annum on Provident Fund Accounts													
(1) Employees other than Trust and Education Committee's Employees	...	13,64,003	1	0									
(2) Trust Employees	...	1,16,581	7	0									
(3) Education Committee's Employees	...	6,28,665	1	0									
(4) Suburban Employees	...	85,736	2	0				21,94,985	11	0			Dr. 1,02,687
Profit on account of conversion of Securities	...												1,075
Represents the out standing Amount of Employees' subscription and interest not claimed by the parties for more than 12 years	...												10,316
Balance on 31st March 1955 as per Balance Sheet Appendix No. 5	...							5,97,27,802	7	3			7
								5,97,27,802	7	3			5,97,27,802

* Provident fund of the suburban employees is merged from 1-4-53.

T. V. DORAISWAMY,
Chief Accountant.

P. R. NAYAK,
Municipal Commissioner.

APPENDIX No. 7.

Capital Fund Balance Sheet as at 31st March 1956.

LIABILITIES.	Rs.	ASSETS.	Rs.
Loans Outstanding:—		Block Account:—	
Due to Government (Vide details as shown in Appendix No. (11) ...	6,44,57,265 2 0	Loan Funds—	
Due to Public— (Vide details as shown in Appendix No. (11) ...	23,03,29,000 0 0	Property and Assets at original cost as per Appendix No. 8, Rs. 51,60,08,657 9 7	
Advances from Special Funds— (Vide details as shown in Appendix No. (11) ...	84,86,649 1 1	Deduct— Subventions granted for the conversion of privies into water closets, shown below	17,44,032 12 0
	30,32,72,914 3 1		51,42,64,624 13 7
Trust Fund Account—		Add— Subventions granted for the conversion of privies into water closets Rs. 22,97,055 0 0	
Donation from Mr. D. M. Bahadurji. Rs. 3 11 0		Deduct— Expenditure	
Donation from Sheth Shantilal M. Parikh for the establishment of a Blood Bank ... Rs. 15,219 6 0		written off Rs. 5,53,022 4 0 Rs. 17,44,032 12 0	51,60,08,657 9 7
Donation from The Trustees of the late Justice Badruddin Tyabji Memorial Fund for the construction of Orchard House at Victoria Garden ... Rs. 1,694 8 0		Trust Fund—	
Donation from The Chairman of Trustees of the Lotus Trust for the construction of electric crematorium at Chandanwadi Rs. 71 10 0		Expenditure as per Appendix No. 8 ...	53,55,330 6 1
Donation from The Managing Trustee of Shri Ramkumar Charitable 'X' Ray Institute Trust for Conversion of F Ward Stables into an Insolation Hospital for 80 Beds for T. B. Patients etc. Rs. 51,001 0 0		Worn-out Water Mains Renewal Fund—	
Donation from Reserve Bank of India for construction of a ward 38/40 beds for accommodating their Sick employees in K. E. M. Hospital ... Rs. 50,052 5 0	1,18,042 8 0	Expenditure as per Appendix No. 8 ...	9,64,525 14 6
	1,18,042 8 0	Municipal Land and Buildings Fund—	
Surplus—		Land purchased and Buildings erected as per Appendix No. 8	43,03,043 6 8
CAPITAL ASSETS AT ORIGINAL COST OVER LIABILITIES:—		Temporary advance to Development Fund ...	31,77,390 6 0
Sinking Fund on Loans ...	4,92,92,485 0 10	Investments—	
Loans Redemption Fund ...	21,60,19,942 0 3	Sinking Fund—	
Premia on Loans ...	3,20,848 11 11	As per Appendix No. 10 ...	(a) 4,92,92,485 0 10
Contributions from Special Funds ...	8,03,171 0 3	Loan and Trust Funds—	
Do. Revenue for Loan Works Establishment ...	17,869 15 8	Amount reserved for capital stores—	94,13,634 0 0
Do. G. I. P. Railway ...	3,74,000 0 0	Face Value Rate Book Value	
Do. Port Trust ...	1,56,500 0 0	Rs. Rs.	
Do. Government for Schools... ..	5,00,000 0 0	3% Conversion Loan 1946 ... 48,200 101% 48,682 0 0	
Do. Government for widening the Love Grove Bridge ...	91,234 0 0	4% Municipal Debentures ... 1,05,300 par 1,05,300 0 0	
Do. Worn-out Water Mains Renewal Fund ...	9,64,525 14 6	1,53,500	1,53,982 0 0
Do. Land and Buildings Fund ...	74,80,433 12 8	In Cash and fixed Deposit	18,00,425 5 9
Do. Development Fund ...	1,34,32,075 7 8		* 19,54,407 5 9
Do. Revenue towards Bai Jerbai Wadia Hospital for Children ...	7,00,000 0 0		
Do. Trust Fund ...	53,55,330 6 1		
Do. Trustees Gokuldas Tejpal Charities ...	18,123 10 3		
Grant in aid from Government for widening the road in Colaba division	12,975 14 0		
	29,55,39,515 14 1		
Deduct—			
Assets written off—			
Amount as on 31st March 1955 Rs. 65,70,671 8 9			
Additions during the year 18,90,326 15 0	84,60,998 7 9		
	28,70,78,517 6 4		
Grand Total ...	59,04,69,474 1 5		59,04,69,474 1 5

(a) For Face, Purchase and Market Values of Securities held in the Sinking Funds, please see Appendix No. 16-A.

* This amount represents Balance on account of Trust Funds and Loan fund.

T. V. DORAISWAMY,
Chief Accountant.P. R. NAYAK,
Municipal Commissioner.

APPENDIX No. 8.

SUMMARY

	Total Capital Expenditure upto 31st March 1955.	Expenditure During 1955-56.		Capital Expenditure upto 31st March 1956.
		Out of Loan Funds.		
	Rs.	Rs.		Rs.
(1) Loan Funds				
I.—General supervision, Collec- tion of Revenue, etc. ...	28,15,734	8,35,544		36,51,278
II.—Water Works ...	25,31,90,187	3,78,53,142		29,10,43,329
III.—Education, Primary ...	27,98,012	...		27,98,012
IV.—Education, Secondary ...	20,704	...		20,704
V.—Public Health Department ...	88,18,945	13,95,084		1,02,14,029
VI.—Medical Relief and Education.	1,18,27,984	7,46,604		1,25,74,588
VII.—Street, Cleansing and Conser- vancy Road Watering and Halalkhore Service ...	2,69,16,306	13,76,468		2,82,92,774
VIII.—Roads, Drains and Sewers ...	8,81,08,425	18,70,032		8,99,78,457
IX.—Mechanical ...	35,90,791	16,011		36,06,802
X.—Buildings, Land Acquisition and Management ...	4,54,30,847	2,55,160		4,56,86,007
XI.—Fire Brigade ...	23,32,923	3,65,471		26,98,394
XIII.—Gardens and Open Spaces ...	38,14,037	9,534		38,23,571
XIV.—Markets and Slaughter Houses	95,84,759	78,875		96,63,634
XV.—Slum Service ...	12,00,523	2,85,232		14,85,755
XVI.—Measures for Civil Defence...	1,87,149	...		1,87,149
XVII.—Greater Bombay ...	2,61,283	Cr. 103		2,61,180
Discount and other charges on Loans	46,24,194	4,69,238		50,93,432
Plant and Machinery ...	53,48,184	Cr. 4,18,621		49,29,563
(1) Loan Funds—Total.	47,08,70,987	4,51,37,671		51,60,08,658
(2) Trust Fund				
Works executed ...	53,25,126	30,205		53,55,331
(3) Worn out Water Mains Renewal Fund				
Works executed ...	9,64,526	...		9,64,526
(4) Land and Buildings Fund				
Lands purchased and buildings erected ...	43,03,044	...		43,03,044
Grand Total.	48,14,63,683	4,51,67,876		52,66,31,559

APPENDIX—No. 8
Block Account showing details of Capital Expenditure upto 31st March 1956.

	Total Capital Expenditure upto 31st March 1955.	EXPENDITURE DURING 1955-56.	Total Capital Expenditure upto 31st March 1956.
	Rs.	Rs.	Rs.
I.—GENERAL SUPERVISION, COLLECTION OF REVENUE, etc.			
Works completed (as per Report for 1954-55) ...	20,72,966	...	20,72,966
Works in progress—			
Construction of a timber shed in the Central Stores at DeLisle Road ...	23,526	374	23,900
Conversion of crusher Godown Building at Carnac Bridge for accommodating Municipal Printing Press ...	4,93,821	20,369	5,14,190
Extension of the Municipal Head Office Building ...	2,05,088	7,77,644	9,82,732
Retodelling of Municipal Central Stores ...	20,333	37,157	57,490
Total Works in progress ...	7,42,768	8,35,544	15,78,312
I.—General Supervision, etc., Total ...	28,15,734	8,35,544	36,51,278
II.—WATER WORKS, ORDINARY.			
Works completed (as per Report for 1954-55) ...	5,50,71,602	...	5,50,71,602
Works completed—			
Constructing 8 million gallons capacity reinforced antic clov tank at Bhandarwada ...	2,14,612	...	2,14,612
Enlarging the existing 4" main in Elphinstone Road Bridge to 9" and converting 5 NP hydrants and 6" main in low land south into S. P. ones ...	25,391	...	25,391
Grouting the remaining portion Tansa Dam ...	7,28,414	...	7,28,414
Providing summer houses at M. H. R. and B. H. R. Gardens ...	18,886	...	18,886
II.—Water Works completed Works Total ...	5,60,58,905	...	5,60,58,905
Works in progress—			
Providing new water mains in Mahim District ...	1,94,923	9,094	2,04,017
Laying 9" main in the extension of Worli Sea Face Road and 50' road parallel to it, Worli Scheme No. 58 ...	23,400	...	23,400
Repairing and extending the Trolley Track in various syphons of the duct line outside Bombay ...	1,18,450	...	1,18,450
Treating further portion of the 57" Steel mains in Sleater Road from Nana's Chowk to Falkland Road with reinforced gunite ...	3,95,785	3,147	3,98,932
Enlarging the 4" water mains in Narayan Dhuru Street, B Ward to 9" ...	27,738	...	27,738
Enlarging the existing 6" main in Girgaum Road to 12" from Thakurdwar to Charni Road, (D Ward) ...	57,012	...	57,012
Diverting and regrading the existing Tulse Trolley Track ...	3,64,381	...	3,64,381
Housing accommodation for emergency gangs for the labour staff in the outside City Division ...	2,45,648	...	2,45,648
Enlarging the existing 6" main in Pochkhanawalla Road (Eas) and West) to 15" and 12" (G Ward) ...	1,06,834	...	1,06,834
Laying a 9" main North East footpath of Haines Road (G Ward) ...	59,497	...	59,497
Enlarging the existing 6" main in the Southern footpath of Love Lane to 12" between Parel Road and Mount Road (E Ward). ...	71,494	...	71,494
II.—Water Works—Works in Progress—Carried over ...	16,65,162	12,241	16,77,403
II.—Water Works—Works completed—Carried over ...	5,60,58,905	...	5,60,58,905

APPENDIX No. 2—Contd.

	Total Capital Expenditure upto 31st March 1955.	EXPENDITURE DURING 1955-56.	Total Capital Expenditure upto 31st March 1956.
	Rs.	Rs.	Rs.
II—Water Works—Works Completed Brought over ...	5,60,58,905	—	5,60,58,905
II—Water Works—Works in Progress—Brought forward	16,65,162	12,241	16,77,403
Providing a 6" main in New Tank Bunder Road (E Ward) ...	15,598	...	15,598
Improving the water supply in localities in B Ward—laying water mains in Masjid Bunder Road Sandhurst Road, etc.	1,94,417	10,612	2,05,029
Providing concrete blocks under steel mains outside City at places where they are badly corroded ...	11,12,535	2,65,759	13,78,294
Providing hydrants in roads where there are no hydrants or where additional hydrants are necessary ...	71,525	39,081	1,10,606
Enlarging the 5" and 3" water main in Lamington Road, enlarging the 3" mains in Topiwala Lane and Tara Temple Lane ...	37,283	...	37,283
Measures for preventing frequent bursts on trunk mains inside the City ...	1,00,956	...	1,00,956
Guniting the two 57" steel mains in Tulsi Pipe Line Road between Nardulla Tank Road and Elphinstone Road	72,493	...	72,493
Providing 6" main in Magdala Road (A Ward)	9,524	...	9,524
Providing a 6" water main in Joshi Wadi, E Ward	6,078	...	6,078
Providing an additional 9" water main in Woode House Road from Colaba Road to Cuff Parade Junction—Fore-shore Road, (A Ward)	65,823	...	65,823
Providing a 6" water main the Northern and Southern foot-paths King Edward Road between Parel Tank Road and Tokeraji Jivraj Road, (F Ward)	21,696	...	21,696
Providing venturi meters on Trunk outlets and inlets and Distributory mains in the various parts of the City	1,58,058	...	1,58,058
Additional floor over Chawkidar's quarters at G Ward at Belisk Road	7,345	...	7,345
Enlarging the 5" main in Falkland Road Low level to meet 9" main in Sleater Road	Cr. 147	...	Cr. 147
Providing auxiliary Sluice Valves on daily operated cross connections Valves, etc.	40,408	...	40,408
Repairing leaks along the Tansa Duct Line	15,98,454	...	15,98,454
Enlarging the existing 4" main in Pitamber wadi to 9" (G Ward)	40,474	...	40,474
Providing 24" cross connections between inlets and outlet mains of Malabar Hill Reservoir at Harvey Road	89,088	Cr. 1,406	88,088
Providing by-pass arrangements on large sized sluice valves on important water mains at the various parts of the City	5,284	...	5,284
Providing cross connections and sluice valves for adequate Fire Service	25,840	12,247	38,087
Laying water main in Sion-Matunga Scheme No. 6	2,27,162	21,231	2,48,393
Removing the dead end of 5" main in Koliwada by connecting it to 5" main in Khattar Ali 2nd Lane ...	4,221	...	4,221
Providing a 9" water main in Yadavji Patil Road and Palkhiwadi (G Ward) ...	40,678	...	40,678
Laying 24" 18" for 12" water meter from 48" Tansa main near Kol-wada Station for Antop Hill Wadala Area	99,288	Cr. 40	99,248
Providing a 6" C. I. main with 3" C. I. branches from 9" main in Maulana Abdul Gaffarkhan Road up to dead end of the existing 6" main in Worli Koliwada (G Ward) ...	49,911	14,630	64,541
Providing a 6" 3" 6" water main in Bhendi Gully off Harischandra Goregaonkar Road ...	4,586	...	4,586
Extension of Dispensary at Ghatkopar ...	13,915	...	13,915
Enlarging all the 3"-4" water main in A Ward to suitable sizes	1,24,052	44,411	1,68,463
Measures to prevent frequent bursts on the 24" Vchar Main at Kurla ...	7,826	11,240	19,066
Protective measures to the trunk mains and the slopes on the Eastern Side of Malabar Hill ...	62,568	...	62,568
Constructing a cattle pond near the Tansa Lake ...	5,425	...	5,425
Conversion gradually of an adequate number of underground hydrants out of the existing underground hydrants into stand post hydrants to prevent pollution of the water supply in the city	1,21,002	Cr. 72	1,20,930
Providing water mains with hydrants etc., in the layout of Road 5 in Scheme No. 57 Sewri Wadala ...	2,55,299	19,572	2,74,871
Providing a 12" water main in Dada Kumbharwala Lane	28,998	...	28,998
Enlarging the existing 3" main in Wellington Street and extending it to Lohar Street Cross Lane ...	17,827	Cr. 15	17,812
Protection of 57" Tansa Steel mains in the City ...	8,81,677	2,83,830	11,65,507
II—Water Works—Works in progress—Carried forward	72,82,735	7,33,321	80,16,056
II—Water Works—Carried forward ...	5,60,58,905	...	5,60,58,905

APPENDIX—No. 8—Contd.

	Total Capital Expenditure upto 31st March 1955.	Expenditure during 1955-56.	Total Capital Expenditure upto 31st March 1956.
	Rs.	Rs.	Rs.
II—Water Works—Carried forward ...	5,60,58,905	...	5,60,58,905
II—Water Works—Works in Progress—Brought over ...	72,82,735	7,33,321	80,16,056
Laying a 30" main from the 57" West main along Globe Mill Passage Road No. 5B, Worli Road upto junction of Cadell Road and Chowney Gully ...	5,56,515	43	5,56,558
Laying water mains in the roads of the proposed layout for the Worli Neighbourhood unit at work ...	55,245	Cr. 30	55,215
Enlarging the existing 6" main in Parel Tank Road to 9" ...	1,17,323	95	1,17,418
Renovating the 6 Units chawl at Babulla Tank ...	17,538	...	17,538
Providing storage tank with electric Pumping Unit for the meter testing shop at DeLisle Road ...	18,310	...	18,310
Enlarging the 3" water main at Khara Tank Street to 12" ...	33,924	...	33,924
Enlarging the existing 4" main in Mathew Road to 9" from French Bridge upto New Queen's Road ...	38,152	...	38,152
Enlarging the existing 6" water main in Khetwadi Back Road to 12" ...	1,35,037	Cr. 128	1,34,909
Laying 6" water main in Khetwadi 11th Lane ...	4,980	...	4,980
Providing two additional outlets at level 360 T.H.D. in the Tansa Dam ...	14,91,542	...	14,91,542
Enlarging the existing 2" water main to 6" in Madhavpura Street (E Ward) ...	2,155	Cr. 17	2,138
Laying out a garden at the Bishop's Lodge site at Malabar Hill. Strengthening the electric cables at Bhandarwada Hill Reservoir Control Room ...	31,264	...	31,264
Providing Park for visitors on hilltops adjoining Vehar Garden ...	34,927	20,189	55,116
Extending and remodelling of a Store house at Ghatkopar ...	23,009	227	23,236
Strengthening of Tansa Dam ...	28,257	...	28,257
Providing a 6" water main in Mogul Lane (G Ward) ...	55,58,497	6,88,183	62,46,680
Filling up with earth the Municipal land east of 48" old Tansa main at Ghatkopar ...	17,999	Cr. 8	17,991
Enlarging the existing 6" main in Khetwadi Main Road to 12" ...	1,596	27,955	29,551
Laying a 9" main in Ripon Road from Bellasis Road to Morland Road ...	1,06,828	35,909	1,42,737
Enlarging the 6" water main in western footpaths of Clare Road and extending it to join the 36" main ...	80,940	670	81,610
Replacing the portion of syphon No. 6 between Kapurwadi and Pokhran ...	78,890	6,099	84,989
Laying a 12" main in Shankarao Pupala Road (E Ward) ...	64,235	...	64,235
Re-modelling the workshop and yard at Ghatkopar ...	64,632	Cr. 1,099	63,533
Construction of a Pavilion at Tansa ...	21,180	466	21,646
Conversion of N. P. Hydrants into S. P. Hydrants at Bhandarwada Hill Reservoir and Malabar Hill Reservoir ...	9,250	1,101	10,351
Construction of a 7 unit quarter for sluiceman at Malabar Hill Reservoir ...	1,595	...	1,595
Laying 6" water main in the portion of Gymkhana Road at Telang Road, Matunga ...	22,419	4	22,423
Providing water mains for Antop Village Housing Scheme for non-schedule staff of B.P.T. ...	10,976	...	10,976
Laying 9" hydrant main in Scottish Orphanage Lane and Bhandar Gully ...	36,285	15,444	51,729
Extending the 6" main in Anantwadi connecting the 9" main in Fanaswadi through Jagaranath Jiraj compound ...	22,926	2,281	25,207
Laying 6" main in Nawab Tank Road ...	3,665	1,425	5,090
Laying a 3" hydrant main in Chaubal Lane off Vithalbhai Patel Road ...	8,667	...	8,667
Laying a 3" hydrant main in the lane opposite Somn Building off Girgaum Road ...	2,812	62	2,874
Laying a 3" hydrant main in Duarts wadi off Vithalbhai Patel Road ...	2,494	...	2,494
Laying 24" main in Mint Road and Frere Road from Elphinstone Circle to Fort Street ...	2,670	...	2,670
Laying a 24" main in Charni Road from Khetwadi to Sadhurst Road ...	Cr. 26,062	1,50,000	1,23,938
Extension of Tulsi Trolley Track ...	55,935	3,943	59,878
Provision of sanitary conveniences for the Labour Staff working in Outside City Division ...	43,890	...	43,890
Converting the approach road to Hanging Gardens from Babulnath Road to Gibbs Road ...	486	12,639	13,125
Laying the 12" W. M. with 10 hydrants in Lady Hardinge Road. Laying 6" W. M. in Proctor Road Cross Lane ...	16,479	Cr. 79	16,400
Shifting of daily operated S. V. main roads under heavy traffic ...	395	...	395
Extension of 6" main in Telwadi through Satta Gully ...	6,706	...	6,706
Conversion of a daily operated sluice valve of hyesover 12" into electrically operated ones ...	28,572	7,127	35,699
	9,567	6	9,573
	Cr. 16	...	Cr. 16
II—Water Works—Works in Progress Brought Over ...	1,61,25,421	17,05,828	1,78,31,249
II—Water Works—Carried forward ...	5,60,58,905	...	5,60,58,905

APPENDIX No. 8—(Contd.).

	Total Capital Expenditure upto 31st March 1955.	EXPENDITURE DURING 1955-56.	Total Capital Expenditure upto 31st March 1956.
	Rs.	Rs.	Rs.
II—Water Works Carried forward ...	5,60,58,905	...	5,60,58,905
II—Water Works—Works in Progress Carried forward ...	1,61,25,421	17,05,828	1,78,31,249
Resurfacing the pathways at Malbar Hill Reservoir and Bhandarwada Hill Reservoir Gardens with soil cement ...	357	17,529	17,886
Adding first floor to Mali's Quarters at Siri Roads ...	2	...	2
Providing a 4" water main for gardening purposes at Malbar Hill ...	4,885	Cr. 162	4,723
Enlarging the existing 6" main in Shaikh Memon Street to 12" between Kalbadevi and Princess Street ...	69	35,398	35,467
Providing an additional bay and a floor over the mechanic's shop in the Maintenance Workshop at DeLisle Road ...	6,255	26,335	32,590
Extending the 5" main in Mangalwadi (D Ward) ...	3,902	1	3,903
Enlarging 18" water main in Veer Nariman Road (Churchgate Street) to 24" from Flora Fountain to Elphinstone Circle ...	1	65,281	65,282
Laying 3" hydrants mains in Sonapur Cross Lane ...	2,729	3,195	5,924
Laying 3" hydrant main in Sorabji Santoke Lane ...	1,808	1,825	3,633
Extending 6" main with hydrants on tin Road No. 50 of Scheme No. 57 (Sewri Wadala) ...	4,975	92	5,067
Proposed public garden at Powai ...	28,177	41,021	69,198
Providing 5" water mains with hydrants in Cavel Street Cross Lanes (Nos. 2, 4, 5 and 9) ...	21,947	2,766	24,713
Laying 5" main in Ripon Road Cross Lane to be connected to the 6" main in Ripon Road ...	2,289	2,618	4,907
Laying 6" water mains in Falkland Road 5th, 7th and 8th Cross Lanes ...	5,313	9,209	14,522
Laying 6" water main in public passage off Durga Street ...	1,668	2,954	4,622
Laying a 6" water main in road leading to Kala Killa off Dharavi Road ...	7,433	36	7,469
Construction of a BEST Sub. Station for Malbar Hill Reservoir ...	2	...	2
Laying 6" main in East Footpath of Queen's Roads from Veer Nariman Road to 1st Marine Street ...	19,323	27,343	46,666
Combined structure for storage of Steel Cement, hoses and cateen in the maintenance yard ...	11,504	6,308	17,812
Laying 6" main in Dabholkar Wadi off Parej Tank Road ...	7,273	C. R. 39	7,234
Laying 3" hydrant main in Nahiulla Road ...	2,254	487	2,741
Laying 3" hydrant main in Jambulwadi ...	2,897	200	3,097
Laying 6" main in Lad Wadi ...	2,784	208	2,992
Laying 6" water main in Kolbhat 1st Cross Lane ...	5,160	...	5,160
Laying 5" water main in Gavli Wadi ...	2,815	1,074	3,889
Providing an 18" electrically operated S. V. on 32" main in Grant Road ...	10,410	5,400	15,810
Enlarging the existing 6" main to 21"-18" in Kandawadi Lane and connecting it to 24" main in Girgaon Road and 18" main in C. P. Tank Road ...	3	1,32,348	1,32,351
Construction of 4 unit chawl at B. H. R. for Sluicement and Chawiwalas	5,259	5,259
Laying 6" main in Mutter Gully	2,803	2,803
Laying 6" water main in Hargovind Desaiwadi from Bhaskar Lane to Kumbhartukda Lane	6,500	6,500
II.—W. W. Works in progress—Carried forward...	1,62,81,656	21,01,817	1,83,83,473
II.—Water Works—Carried forward ...	5,60,58,905	...	5,60,58,905

APPENDIX No. 8.—Contd.

	Total Capital Expenditure upto 31st March 1956.	EXPENDITURE DURING 1955-56.	Total Capital Expenditure upto 31st March 1956.
	Rs.	Rs.	Rs.
II—Water Works—Carried forward ...	5,60,58,905	...	5,60,58,905
II—Water Works in progress—Brought over ...	1,62,81,656	21,01,817	1,83,83,473
Construction of W.C. Block at Sir Pheroze Shah Mehta Gardens at M. H. R.	107	107
Laying a 30" water main along Queens Road and 1st Marine Street to Dhobi Talao	73,250	73,250
Repairs to Piers and Foundations of the Bridge over Bandra Creek	117	117
Laying a 30" water main in Foreshore Road, Colaba from junction F Road to junction Wodehouse Road	1,43,577	1,43,577
Laying a 12" water main in Dr. Viegas Street	29,976	29,976
Laying 6" water main in Road connecting Gokhale Society Lane and Dr. Batliwalla Road	5,293	5,293
Laying 6" main in Lohar Chawl from Cadell Road to Balamia Road	5,255	5,255
Laying 6" water main in Suparibaug Cross Road from Suparibaug Road to Aimai Merwanji Road	13,844	13,844
Laying a 6" water main in Paul Street from Vincent Road East to Road No. 2 Naigaum Estate	4,218	4,218
Laying a 6" water main in Bhojat Gulley from Lady Hardinge Road to Manmala Tank Road	9,871	9,871
Extending 5" main in Gokuldas Pasta Road by 6" one to meet the 9" main in Vincent Road	296	296
Laying 6" water main in passage between Forjet Street in Gowalia Tank Road	11,372	11,372
Extending and enlarging the 4" main in Bruce Street to 6", off Mahatma Gandhi Road	17,050	17,050
Laying 9" main in Juckeria Bunder Road from Reay Road to Sewri Station Road junction Sewri Bazaar Road	24,591	24,591
Providing Scour Valves and cross connection to the existing water main in the City (North)	3,992	3,992
Enlarging the existing 4" main in Arthur Road to 9"	17,844	17,844
Enlarging 12" water main in Carnac Road to 24" from Dr. Dadabhoy Nawroji Road to Girgaum Road	19,729	19,729
Laying an 18" main for Cune Parade for the Army, Navy and Tata Institute of Fundamental Research	2,122	2,122
Laying a 9" main in Temkar Street from junction Grant Road to junction Bellasis Road for a length of about 1,910 feet	4,043	4,043
Enlarging 6" water main in Girgaum Road, and Vithalbai Patel Road to 9" (from Opera House to Chani Road.)	38,839	38,839
II W. W. ordinary—Total works in progress ...	1,62,81,656	25,27,203	1,88,08,859
AUGMENTATION OF THE CITY'S WATER SUPPLY— VAITARNA-cum-TANSA SCHEME—			
I.—Survey ...	93,591	...	93,591
II.—Preliminary Works ...	20,63,247	Cr. 3,190	20,60,057
III.—Land Acquisition ...	9,67,204	80,496	10,47,700
IV.—Dam and appurtenant Works ...	5,56,12,946	50,05,862	6,06,18,808
V.—Tunnels and Appurtenant Works ...	1,61,77,243	2,19,877	1,63,97,120
VI.—Laying of pipe line ...	3,14,42,061	2,29,87,179	5,44,29,240
VII.—Quarters, Store houses, Offices ...	7,08,930	673	7,09,603
VIII.—Miscellaneous ...	32,96,286	1,27,643	34,23,929
IX.—Supervision Charges ...	48,34,950	8,38,499	56,73,449
Total—V.C.T. Scheme ...	11,51,96,458	2,92,57,039	14,44,53,497
IMPROVING THE DISTRIBUTION SYSTEM IN THE CITY— INLETS TO SERVICE RESERVOIR (FOR M. H. R. AND B. H. R.)—			
(a) A 72" main between Nana's Chawk and M. H. R. with its cross connection ...	18,91,340	...	18,91,340
(b) 96" main from Powai to Mahim ...	96,37,607	7,74,637	1,04,12,244
(c) Laying a 48" new outlet from M.H.R. for Serving Kalbadevi area with its distributories ...	40,15,644	4,59,296	44,74,940
(d) Laying a 48" new outlet from Malbar Hill Reservoir upto Flora Fountain to serve the Fort Area.
(e) 72" > 57" main from Mahim to Worli Naka extended by 48" main from Worli Naka to Haines Road junction T. P. Road ...	84,709	19,81,237	20,65,946
(f) 48" main from Futka Tank to B. H. R. connected with 57" main in Dharavi from Mahim to Futka Tank (57" > 48" main from Mahim to B.H.R.) ...	77,577	13,91,485	14,69,062
IMPROVING THE DISTRIBUTION SYSTEM IN THE CITY— Total works in progress ...	1,57,06,877	46,06,655	2,03,13,532
II.—W. W. Carried forward ...	5,60,58,905	...	5,60,58,905

APPENDIX No. 8—contd.

	Total Capital Expenditure upto 31st March 1955.	EXPENDITURE DURING 1955-56.	Total Capital Expenditure upto 31st March 1956.
	Rs.	Rs.	Rs.
II.—W. W. Carried forward ...	5,60,58,905	...	5,60,58,905
<i>Remodelling the distribution system in the City.</i>			
(1) Laying 12" main along Hansali Tank Road and Asha Lane between Tulsi Pipe Line Road and Cadell Road (3,700 R.ft.)	...	1,01,532	1,01,532
(2) Laying a 24" main in Gokhale Road and Lady Jamshedji Road, from Globe Mill Passage to Sitla Devi Temple Road (11,000 R.ft.)	...	4,28,780	4,28,780
(3) Laying a 12" main in Road 'D' on Shivaji Parki (3,600 R.ft.)	...	59,361	59,361
(4) Providing a 12" cross connection between the 9" main in Bhavanishankar Road (south) and 2-57" East and West Tansa mains at Junction Gokhale Road (2,000 R.ft.)	...	233	233
(5) Providing a 12" cross connection in Keluskar Road between the 2-57" East and West Tansa Mains at Lady Jamshedji Road and the existing mains in Keluskar Road (500 R.ft.)	...	10,194	10,194
(6) Providing a 9" cross connection between proposed 72" Inlet main on Tulsi Pipe Road and 9" main in Mia Mahomed Chotani Road (50 R.ft.)
(7) Making a 12" cross connection between 12" Mori Rod main and the proposed 72" Inlet main at Tulsi Pipe Road (50 R.ft.)
(8) Laying a new 36" Bycula Outlet from B. H. R. upto Mount Road junction Love Lane (1,700 R.ft.)	...	52,306	52,306
(9) Laying a 24" main in Mount Road to connect the new 36" outlet with the 15" main Victoria Road (2,500 R.ft.)	...	57,700	57,700
(10) Laying a 24" main in New Nagpada Road to connect the 32" main in Parel Road (1,700 R.ft.)
(11) Laying a 24" main in Sukhlaji Street and Moreland Road to connect the 32" main in Grant Road and the 36" main in Souter Street (4,700 R.ft.)
(12) Laying a 24" main from B. H. R. to connect with the existing 24" main in Wadi Bunder Road (1,300 R.ft.)	...	29,442	29,442
(13) Laying a 24" main along Lady Hardinge Road between the Tulsi Pipe Road and Cadell Road (3,200 R.ft.)	...	9,151	9,151
(14) Laying a 24" main along Sayani Road between Tulsi Pipe and Cadell Road (3,200 R.ft.)	...	82,290	82,290
(15) Laying a separate 24" steel main outlet from elevated tank to Dockyard Road	...	23,990	23,990
(16) Laying a 18" C. I. main in Nesbit Road to connect the new 36" Bycula Outlet and the 32" and 14" mains in Parel Road (2,000 R.ft.)
(17) Laying a 18" C. I. main in Love Lane to connect the new 36" Bycula outlet on the 14" main in Parel Road (3,000 R.ft.)
(18) Laying a 15" C. I. main along Ghorupdeo Road and Cannought Road to connect the proposed 24" main in Mount Road with the 14" and 12" mains in Parel Road (4,400 R.ft.)
(19) Structural alterations in the Old Control Room at B.H.R. and the openings in the existing compartments of the Reservoir and provision of staff quarters
(20) Laying a 30" main along Annie Besant Road and Hornby Vellard between Worli Naka and Hornby Road Junction Clerk Road	...	1,99,642	1,99,642
(21) Laying a 48" outlet main and converting the existing 32" Tansa inlet main into outlet main to serve the Tardeo Warden Road and Gowalia Tank Road (600 R.ft.)
(22) Laying a 24" feeder main in Gowalia Tank Road from Nana's Chowk to Kemp's corner (2,000 R.ft.)	...	9,120	9,120
(23) Laying a 18" main in Tardeo Road from Hornby Vellard upto Tardeo Tram Terminus (3,600 R.ft.)	...	1	1
(24) Converting the 12" Syphon main in Ridge Road into Pump supply main from Malabar Hill Reservoir by laying 15" pipes. (1,500 R.ft.)
(25) Laying a 12" main in Neapean Sea Road and (2,700 R.ft.)	...	49,191	49,191
(26) Laying a 12" main in Gibbs Road and Forjet Street and 9" main in Altamount Road. (4,200 R.ft.-12") and 1,000 R.ft.-9")	...	62,419	69,419
(27) Laying a new 48" Mandvi, Pydonie, Kumbharwada outlet main from the B. H. R. and Babula Tank Road upto junction Rahimtula Road (4,509 R.ft.)	...	1,87,189	1,87,189
(28) Laying a 30" main in Grant Road from Ibrahim Rahimtoola Road to Trimbak Parshram Street. (3,000 R.ft.)	...	74,973	74,973
(29) Laying a 24" main in Jakeria Masjid Street from the New 48" Mandvi outlet and Babula Tank Road to connect with the 15" main in Carnac Road (5,600 R.ft.)
(30) Laying a 24" main in Trimbak Purshram Street to connect the new 30" outlet in Grant Road with the 24" main in Vallabhbhai Patel Road (1,500 R.ft.)
(31) Laying a 12" main in Walkeshwar outlet from M. H. R. along Siri Road to join with the existing 12" main in Walkeshwar Road	...	24,731	24,731
Total—Remodelling Work in progress	14,62,245	14,62,245
Total—Works in progress ...	14,71,84,991	3,78,53,142	18,50,38,133
Grand Total ...	20,32,43,896	3,78,53,142	24,10,97,038
Tansa Triplication works completed (as per report 1948-49) ...	4,99,46,291	...	4,99,46,291
II.—Water Works Total ...	25,31,90,187	3,78,53,142	29,10,43,329

APPENDIX No. 8—Contd.

	Total Capital Expenditure upto 31st March 1955.	EXPENDITURE DURING 1955-56.	Total Capital Expenditure upto 31st March 1956.
	Rs.	Rs.	Rs.
III.—EDUCATION—PRIMARY.			
SCHOOL BUILDINGS—	127,98,012	...	27,98,012
IV.—EDUCATION—SECONDARY.			
Works in progress—			
Renewing the flooring of the two front corner rooms and painting the front portion including the two rooms in Victoria and Albert Museum ...	20,704	...	20,704
IV.—Education-Secondary Total ...	20,704	...	20,704
V.—PUBLIC HEALTH.			
Works completed (as per Report 1954-55) ...	17,52,500	...	17,52,500
Works in Progress—			
Constructing of an underground S.W. Drain and providing C. C. Passage at Tank Bunder Cemetery ...	31,314	164	31,478
Construction of a Swimming Pool at Shivaji Park ...	11,43,355	88 5	11,44,240
Extension of Hindu Cemetery No. 74 at Worli ...	1,03,4 22	20	1,03,442
Acquisition of land occupied by Milch Cattle Stables in the City of Bombay ...	55,33,267	13,66,527	68,99,794
Construction of a Building for an electrically operated crematorium at Chandanwadi ...	2,55,087	27,461	2,82,548
Providing crèche and nursery at Palton Road Chawls	27	27
Total—Works in Progress ...	70,66,445	13,95,084	84,61,529
V.—Public Health—Total ...	88,18,945	13,95,084	1,02,14,029
VI.—MEDICAL RELIEF AND EDUCATION,			
Works completed (as per Report for 1954-55) ...	83,12,633	...	† 83,12,633
Works completed during the year ...			
Extension of Nurses Quarters kitchen in the Nurses Quarters and Fencing over the compound wall at Arthur Road Hospital ...	48,398	...	48,398
Provision of a Blood Bank of K. E. M. Hospital ...	87,762	...	87,762
Provision of wooden counters with gas and water fittings in the laboratory of the Physiological Pathology Departments of T. N. M. College ...	4,011	...	4,011
Providing one overhead storage tank with a sluice pump at Bellasis Road Maternity Home ...	17,308	...	17,308
Total Works Completed ...	84,70,112	...	84,70,112
Works in progress—			
Additions and alterations to V. D. Clinic Building at Bellasis Road ...	45,969	...	45,969
Construction of a Badminton Court and one Canteen for the students of the G. S. Medical College ...	60,327	...	60,327
The work of constructing two new buildings and carrying out additions and alterations on the existing building occupied by the Powells Laboratory, etc., at the Bai Yamunabai L. Nair Hospital—			
Constructing a building with ground and 4 upper floors on the open plot of land outside the compound of the Nair Hospital for the Dental College and clinic and for the quarters for the staff of the Nair Hospital ...	4,50,291	...	4,50,291
Constructing a building with ground and 4 upper floors on the site of the existing godown at the Nair Hospital for the accommodation of 100 beds and quarters for the staff on the 4th floor. ...	3,43,559	6,231	3,49,790
Converting the existing Casualty Department into dispensary at the Nair Hospital ...	3,162	...	3,162
Construction and equipment of a building for accommodating 60 beds for Female patients in the compound of R. P. T. B. Hospital, Sewri ...	66,983	8,925	75,908
Works at R. P. T. B. Hospital—			
(i) Construction of a drying shed
(ii) Additions and alterations to the existing mortuary ...	16,520	...	16,520
(iii) Additions and alterations to the existing R.M.O.'s Quarter
(iv) Additions and alterations to the existing Nursery Quarters ...	268	18,043	18,311
Purchase of equipment and additions and alterations to Indian military Hospital at Dharavi (Municipal Group of Hospitals at Sion)—			
(i) Expenditure in connection with taking over the Indian Military Hospital at Dharavi ...	2,71,907	Cr. 2,867	2,69,040
Total—Works in progress carried forward ...	12,58,986	30,332	12,89,318
VI.—Medical carried forward ...	84,70,112	...	84,70,112

† Inclusive of Government Share of contribution of Rs 5 lakhs Further expenditure is being incurred under Budget 'E'.

‡ Exclusive of Rs. 30,000 expended out of the donation from Sir Ibrahim Rahimtoola, Kt., for combined School and Dispensary at Sandhurst Road and of Rs. 27,268-8-0 expended out of the amount received from Governor's Hospital Fund which was credited to the work of construction of one new ward for small-pox unit at Arthur Road Hospital.

* Expenditure amounting to Rs. 1,10,000 is booked under Trust Fund.

APPENDIX No. 8—Contd.

	Total Capital Expenditure upon 31st March 1955.	EXPENDITURE DURING 1955-56.	Total Capital Expenditure, upto 31st March 1956.
	Rs.	Rs.	Rs.
VI.—Medical Brought forward ...	84,70,112		84,70,112
Works in Progress—Brought forward ...	12,58,986	30,332	12,89,318
(ii) Addition and alteration to the existing structures at the Municipal Group of Hospitals at Sion ...	1,59,825	...	1,59,825
(iii) Do. to the existing structures for housing Nurses and Sisters ...	80,852	...	80,852
(iv) Converting one ward into quarters of M.S., A.M.O. and two Casualty Officers ...	34,471	...	34,471
(v) Laying 9" pipe sewer ...	7,339	...	7,339
(vi) Additions and alterations to the existing structures Nos. T/66, T/67, T/19, T/75, T/76 and waiting shed for patients at Municipal Group of Hospitals at Sion ...	1,37,968	...	1,37,968
(vii) Additions and alterations in the existing structures Nos. T/73, T/74 for converting them into Hospital Wards so as to accommodate additional 100 beds at M. G. H. at Sion ...	39,464	...	39,464
(viii) Additions and alterations to the existing structure Nos. T/61, T/62, T/63, T/64 and T/69 to accommodate labour staff at M. G. H. Sion ...	1,98,436	...	1,98,436
(ix) Additions and alterations to structures No. T/81 ...	7,125	...	7,125
Purchase of furniture for N. H. Dental College ...	65,932	2,135	68,067
Purchase of equipment for N. H. Dental College... ..	2,96,575	31,226	3,27,801
Improvement in Water Supply at K. E. M. Hospital ...	12,965	1,450	19,415
Additions and alterations on the ground floor and addition of 1st floor to the X-Ray Therapy Department at the K. E. M. Hospital ...	67,143	...	67,143
Construction of permanent buildings at M.G.H. Sion			
(1) Construction of building No. 1 comprising of basement and ground floor ...	116	2,57,160	2,57,276
(2) Cost of land for outright payment ...	5,76,900	...	5,76,900
(3) Construction of Building No. 2	97	97
Acquisition of land in C.S. No. 1598 of Byculla Division for the extension of Bai Yamunabai L. Nair Charitable Hospital and T. N. M. College ...	3,68,235	Cr. 1,450	3,66,785
Providing 2 additional floors over the existing R.P.T.B. Hospital Building at Sewri ...	40,502	3,44,304	3,84,806
Acquisition of C.S. No. 1597 part of Byculla Division for the extension of B. Y. L. Nair and T. N. M. Building ...	38	154	192
Providing three additional Maternity Homes with equipment	304	303
Providing a lift for the main Hospital at B. Y. L. Nair Hospital. Proposed Hostel accommodation at Haji Ali Park for 120 male students of T. N. M. College	93	95
Conversion of F Ward Stables into T. B. Isolation Ward and a clinic	329	329
Providing and laying gas mains for the supply of gas to Municipal General Hospital Sion with internal Gas Fittings	27,151	27,151
Purchase of various articles for the cordiology dept., of B. Y. L. Nair Hospital	36,641	36,641
Construction of two additional floors over the existing skins and Venereal departments in the B. Y. L. Nair Charitable Hospital. Construction of an additional floor over Ward pavilion No. 1 and 5 at K. E. M. Hospital for a Ward of 40 Beds for Children	2,628	2,628
	...	14,012	14,012
	...	38	38
Total Works in Progress ...	33,57,872	7,46,604	41,04,476
Total VI Medical Relief ...	1,18,27,984	7,46,604	1,25,74,588
VII.—STREET CLEANSING CONSERVANCY ROAD WATERING AND HALALKHORE SERVICE			
Works completed (as per Report for 1954-55)	71,60,525	...	71,60,525
Works completed—			
Providing Public conveniences at Ghodbunder Road ...	903	...	903
Construction of Chawls at Chinchpokhi for the Labour Staff of Conservancy Branch of the Health Department ...	4,28,074	...	4,28,074
Providing water connection for the supply of water to the Labourers of the unloading contractors at Chembur and for Domestic purposes. ...	15,538	...	15,538
Construction of Additional Sanitary conveniences at Mang Gandhi Camp near Matunga Labour Camp ...	1,24,632	...	1,24,632
Additional works at Dadar Purification Works ...	59,859	...	59,859
Cement concrete encasing to the girders of the final settlement tanks at D. P. works and guniting the Aeration Tanks at C. T. I. Tanks etc. ...	93,916	...	93,916
Acquisition of lands bearing C.S. No. 37 (Part) of Sion Division situated on the west side of Duncan Causeway for Municipal Pumping Station and connection with Sewerage system of that area ...	79	...	79
Total Works completed ...	78,83,526	...	78,83,526
VII.—Street Cleansing Total—Carried forward ...	78,83,526	...	78,83,526

APPENDIX No. 18—Contd.

	Total Capital Expenditure upto 31st March 1955.	EXPENDITURE DURING 1955-56.	Total Capital Expenditure upto 31st March 1956.
	Rs.	Rs.	Rs.
VII.—Street Cleansing—Carried forward ...	78,83,526	...	78,83,526
Works in progress—			
Conversion of insanitary basket-privies into water-closets by subsidising House-owners ...	17,21,711	...	17,21,711
Conversion of privies on basket system into water closets by Subsidising House Owners in the northern part of the City ...	77,438	Cr. 35,517	41,921
Construction of Public conveniences in different parts of the City ...	1,41,178	3,832	1,45,010
Renewing the old air and sealed sewage mains in the City ...	3,41,263	78,950	4,20,213
Constructing an additional Pumping Station at Love Grove ...	28,04,254	...	28,04,254
Providing a pumping station in place of Ejector Station at Chinchpokli ...	1,40,029	15	1,40,044
Acquisition of land to the south of Dadar Purification Work ...	7,37,761	2,517	7,40,278
Constructing an additional floor slab to the transformer house Love Grove Pumping Station ...	55,185	3	55,188
Works in connection with the scheme for the sewage at Wadala, Gowari Parts of Sewri Sion and Dharavi ...	2,08,647	...	2,08,647
Works in connection with the removal of the surcharged condition of the sewers in the City ...	12,84,804	Cr. 7,206	12,77,598
Extension of Purification Plant at Dadar ...	30,54,158	Cr. 2,209	30,51,949
Laying sewers in certain roads in the City where no sewers exist ...	1,94,317	7,626	2,01,943
Sewerage Scheme of Dharavi ...	23,92,854	1,21,616	25,14,470
Extension of a Pumping Station at Matunga and connecting the same to the existing ovoid sewer ...	1,96,262	...	1,96,262
Improving the existing sewerage system in the City ...	37,06,651	2,87,661	39,94,312
Diverting the discharge from the 16" s.s. main at the Carrol Road Ejector to 2"—2 S. W. drain along Fitwala's Road ...	11,687	...	11,687
Acquisition of certain plots in connection with the extension of the Labour Camp at Chembur ...	1,29,139	...	1,29,139
Reconstructing and renovating the Municipal chawls at Colaba occupied by the Conservancy Staff of the P. H. D. ...	5,07,681	15,142	5,22,823
Reconstruction of the damaged sea wall of the biological Installation at Banganga together with staff quarters, etc. ...	79,292	16,281	95,573
Works to be carried on, by the side of the open drain from Matunga to Dharavi to pick up the sewage flowing into open drain 36" gravitation sewer along the open channel drain from 1,400, south of Lady Hardinge Road to the covered drain beyond Mahim Loop Lane ...	4,75,045	Cr. 2,515	4,72,530
Sewer connections to buildings in different parts of the City ...	90,491	37,480	1,27,971
Construction of 244 additional tenements for conservancy staff of the Health Department at Bapty Road Yard ...	5,49,926	70,837	6,20,763
Diverting the discharge from the existing sealed sewage main of Wadala Pumping Station into a new sewer proposed to be laid in Katrak Road ...	1,153	...	1,153
Replacing the existing 6" pipe sewer in Tadwadi off Girgaum Road by 9" pipe sewer ...	22,633	3	22,636
Laying a 33" dia pipe sewer in Dadar, Road etc. ...	74,719	4,881	79,600
Replacing the flouing roof over the digestion Tank at D. P. Works by M. S. Sheets ...	181	1,36,469	1,36,650
Diverting the existing 15" scales as sewage main of Chinchpokli Ejector Stationer ...	5,250	Cr. 8	5,242
Constructing a structure for repairs workshop at D. P. Works ...	17,605	668	18,273
Construction of a sanitary block at Nare Park ...	11,466	...	11,466
Guniting 5'-4" x 8'-0" old main sewer with 4" R. C. C. lining from Clerk Road to L. G. P. Station	38	38
Inter connections between existing sewers at Matunga Pumping Station	120	120
Installation of a purification plant at Love Grove for giving primary treatment to sewage existing thereat and utilising the by-products	6,40,351	6,40,351
Acquisition of C. S. No. 24 at Dadar for Municipal Housing	17	17
Provision of S. W. Entrants at the Railway Tank at Mahalaxmi Kutchra Siding	Cr. 584	Cr. 584
Works in Progress—Total ...	1,90,32,780	13,76,468	2,04,09,248
VII Street cleansing—Total ...	2,69,16,306	13,76,468	2,82,92,774
VIII.—ROADS, DRAINS AND SEWERS			
ROADS AND OVERBRIDGES—			
ROADS—			
Works completed (as per Report for 1954-55) ...	1,08,34,109	...	* 1,08,34,109
Works completed—			
Permanent construction of existing Kutchra Footpath ...	12,85,076	...	12,85,076
Filling in certain low-lying lands ...	62,665	...	62,665
Widening the bottle neck at Dharavi Road near the Municipal Sluice House ...	61,638	...	61,638
Construction of half width carriage way with a kutchra footpath on the east side of T. P. line between Dadar Main Road and D. P. Works ...	73,831	...	73,831
Widening Chowpatty Sea Face between French Road and Harvey Road ...	77,287	...	77,287
Total—Works completed ...	1,23,94,606	...	1,23,94,606
Total Roads Carried forward ...	1,23,94,606	...	1,23,94,606

* Inclusive of Rs. 1,56,500 contributed by the Port Trust for Wadi Bunder Road.

APPENDIX No. 8—Contd.

	Total Capital Expenditure upto 31st March 1955.	EXPENDITURE DURING 1955-56.	Total Capital Expenditure upto 31st March 1956.
	Rs.	Rs.	Rs.
Total—Roads Brought forward ...	1,23,94,606	...	1,23,94,606
Works in Progress—			
Remaking Roads in accordance with demands of heavy traffic...	66,33,340	...	66,33,340
Constructing a pucca retaining wall at the toe of Walkeshwar Road to support the Embankment ...	94,810	...	94,810
Widening 1st Marine Street ...	3,03,439	...	3,03,439
Providing cement concrete carriageway along the 50' road between Tulsī Pipe Line Road and Bhawanishankar Road, including modification of S.W. drainage arrangements ...	32,731	...	32,731
Permanent construction of narrow by-lanes in the City ...	2,70,777	80,345	3,51,122
Renewal of surfaces of roads for which no renewal fund exists.	13,70,727	...	13,70,727
Providing traffic amenities such as (a) Subways and over-bridges (b) Traffic Islands (c) Pedestrian crossings ...	2,07,292	2,57,402	4,64,694
Construction of footpaths where no footpaths exist ...	2,79,953	...	2,79,953
Renewal of Surfaces of Roads taken over from Ex-Trust—Victoria Gardens Road, etc. ...	3,22,816	...	3,22,816
Widening the existing Kalewadi Lane to 20' and extending it to meet Queen's Road just in front of Charni Road Railway Station ...	39,731	545	40,276
Acquisition of properties in connection with the construction of new 72' Road connecting Girgaum Road to Charni Road ...	4,13,191	...	4,13,191
Paving footpath at Mahim Causeway from Mori Road to the bridge ...	40,646	...	40,646
Construction of $\frac{1}{2}$ width Tulsī Pipe Line Road from Dadar to Mahim ...	1,73,613	591	1,74,204
Widening Chowpatty Road ...	2,76,726	...	2,76,726
Paving footpath at Mahatma Gandhi Road from Dhobi Talao to Churchgate Street (Cement concrete pavement in situ) ...	93,844	...	93,844
Constructing Tejpal Road West of Gowalia Tank Maidan ...	36,278	...	36,278
Widening the South Approach of Bandra Causeway ...	1,08,810	...	1,08,810
Extending Chowpatty Bunder ...	30,105	Cr. 2,590	27,515
Widening of Globe Mill Passage ...	Cr. 5,631	...	Cr. 5,631
Reconstructing a portion of a compound wall of the old Maratha Hospital premises ...	3,251	5,251	8,502
Concreting important road junctions	82	82
Resurfacing the main roads which have semi grouted surfaces in concrete	2,86,774	2,86,774
Resurfacing the main semi-grouted roads in premix asphalt construction	6,49,600	6,49,600
Total—Works in progress ...	1,07,26,449	12,78,000	1,20,04,449
Total Roads ...	2,31,21,055	12,78,000	2,43,99,055
OVERBRIDGES—			
Works completed (as per Report for 1954-55) ...	† 54,36,316	...	54,36,316
Construction of an overbridge across the Harbour Branch Line of G. I. P. Railway South of Kurla Station ...	6,300	...	6,300
Overbridges—Total ...	54,42,616	...	54,42,616
STREET IMPROVEMENTS—			
Street Improvements in different places—Set-backs ...	1,86,72,567	3,80,689	1,90,53,256
Adding set-backs to roads ...	6,22,439	2,211	6,24,650
Special Street Improvements ...	** 19,000	...	19,000
Street Improvements—Total ...	1,93,14,006	3,82,900	1,96,96,906
DRAINS AND SEWERS—			
Works completed (as per Reports for 1954-55) ...	3,73,56,240	...	3,73,56,240
Works completed—			
Providing 12" dia. S.W. drain in lieu of existing open water course off Fitwalla Road ...	15,382	...	15,382
Providing storm water outlets at Chowpatty Foreshore ...	1,23,219	...	1,23,219
Providing baths and washing places for the workers at Worli Crushers and asphalt plant ...	10,836	...	10,836
Total—Works completed ...	3,75,05,677	...	3,75,05,677
Total—Drains & Sewers Brought forward ...	3,75,05,677	...	3,75,05,677

† Inclusive of Rs. 91,234 received from Government on account of contribution from Provincial share of Petrol tax and widening the bridge at Love Grove Pumping Station.

** This was paid out of Road Improvement Fund

APPENDIX No. 8—Contd.

	Total Capital Expenditure upto 31st March 1955.	EXPENDITURE DURING 1955-56.	Total Capital Expenditure upto 31st March 1956.
	Rs.	Rs.	Rs.
Drains & Sewers—Total Carried forward	3,75,05,677	...	3,75,05,677
Works in progress—			
Drainage connections in different parts of the City	7,83,840	...	7,83,840
Construction of water gullies on various roads in the City	46,701	...	46,701
Providing Relief drains, etc., for preventing the flooding at Vincent Road near Poibavdi	95,652	Cr. 3,780	91,872
Renewing or remodelling the old subsidiary S.W. drains in the City—	2,42,065	6,857	2,48,922
Providing underground S. W. Drains in lieu of the existing open side drains in the City (1) D ^o Lima Street; (2) Matharpakhadi; (3) Bhoiwada	2,56,135	...	2,56,135
Providing Storm Water Drains in certain roads in the City where no S. W. Drains exist	2,55,809	Cr. 6,178	2,49,631
Additional floor over Chowkidar's quarters at (G Ward) Office at DeLisle Road	7,346	...	7,346
Construction of a shed at Babulla Tank Drainages yard for garaging various machines	17,442	...	17,442
Measures for relieving flooding in the City	1,49,165	21,080	1,70,245
Doing away with the open side drain on the east side of Warden Road	19,643	...	19,643
Acquisition of land for shifting cemeteries at Hains Road in connection with the proposed Love Grove out fall work	4,24,262	3,305	4,27,567
Improving the sewerage facilities in Warden Road, Nepean Sea Road and Banganga localities	104	...	104
Laying S. W. Drains in Mahatma Gandhi Road	266	...	266
Permanent Construction of Sleater Road between Grant Road and Falkland Road	1,93,801	...	1,93,801
Diversion of Storm Water drains passing across the Grant Road Railway Station	36,527	...	36,527
Providing carriage entrances in front of completed buildings	26,255	12,815	39,070
Permanent construction of Sleater Road between Grant Road Railway Station and Nana Chowk including drainage and lighting	53,574	...	53,574
S. W. drainage connections to the buildings in different parts of the City.	34,604	9,166	43,770
Strengthening the north wing wall at cleave Land Bunder out fall and extending the same to prevent the blocking of the out fall channel.	7,102	...	7,102
Raising Sea-wall at Hornby Vellard and providing kerb line and drainage arrangement	74,778	72,426	1,02,204
Providing a double barrelled relief S. W. drain (5' x 4') in lieu of the existing open water course to the South of Fitwalla Road including filling in and paving surface of the Water course	...	83,219	83,219
Construction of 1/2" width of Tulsi Pipe line between Elphinstone and DeLisle Road including storm water drainage and lighting arrangement	...	31,703	31,703
Construction of half width of Tulsi Pipe line land between Fergusson Road and Hains Road	...	40	40
Providing storm water drainage arrangement in Mahatma Gandhi Road	...	4,264	4,264
Providing protective works and repairs to storm water outfall in Mahim Bay—Protective works to outfall No. 3A	...	954	954
Providing underground storm water drain in lieu of existing water course in Lalbaug Area	...	18,261	18,261
Total—Works in progress	27,25,071	2,09,132	29,34,203
Total—Drains & Sewers	4,02,30,748	2,09,132	4,04,39,880
Total—VIII—Roads S.W. Drains etc.	8,81,08,425	18,70,032	8,99,78,457
IX.—MECHANICAL			
Works completed (as per Report for 1954-55)	32,89,000	...	32,89,000
Works completed during the year
Purchasing and erecting of a modern type slow speed air compressor at Warden Road Air Compressor Station	34,220	...	34,220
Total—Works completed	33,23,220	...	33,23,220
Works in progress—			
Purchase of necessary Plant and Machinery to utilise surplus sludge gas available at the Sludge Digestion Plant to run the Municipal motor lorries	1,46,366	...	1,46,366
Renewing 15" Sealed Sewage main of the DeLisle Rd. Ejector	43,989	...	43,989
Installation of a Foundary at the Municipal Workshop	47,016	10,444	57,460
Providing office accommodation at D. P. Works	9,968	...	9,968
Construction of a Central Garage for accommodating the Municipal Motor Vehicles at Work	2,855	...	2,855
Converting a portion of the damaged at 'C' Ward Stables at North Brook Gardens into motor garages	14,126	...	14,126
Reconstructing a portion of a compound wall of the Maratha Hospital premises	3,251	5,252	8,503
Providing C. I. Railings at D. P. Works	...	315	315
Works in progress—Total	2,67,571	16,011	2,83,582
IX.—Mechanical—Total	35,90,791	16,011	36,06,802

†This includes Rs. 15,995-1-0 met out of premia on Loans.

APPENDIX No. 8—Contd.

	Total Capital Expenditure— upto 31st March 1955	EXPENDITURE DURING 1955-56.	Total Capital Expenditure upto 31st March 1956.
	Rs.	Rs.	Rs.
X.—BUILDINGS, LAND ACQUISITION AND MANAGEMENT			
COMPLETED WORKS TRANSFERRED FROM—			
XII.—Building Regulations and other measures for Public Safety—(As per Report for 1954-55) ...	17,292	...	17,292
Works completed—			
Mahalaxmi Overbridge	13,75,263	...	13,75,263
Colanji Hill Road (Part expenditure booked under VIII.— Roads etc.)	7,66,975	...	7,66,975
Hornby Road to Ballard Pier Road	1,93,18,431	...	1,93,18,431
Dalal Street	4,01,322	...	4,01,322
Mahim Park	61,73,956	12,992	61,86,948
Plant and Machinery	20,673	...	20,673
Total	2,80,73,912	12,992	2,80,86,904
MAHIM DEVELOPMENT SCHEMES—			
Scheme I.—Construction of a proposed road from Lady Jam- shedji Road to Mahim Station	4,68,591	...	4,68,591
Scheme II.—Construction of two proposed roads and a park between Nardulla Tank and Dadar Kumbharwada	7,82,105	...	7,82,105
Scheme III.—Extension of the new DeLisle Road northwards to Lady Jamshedji Road	19,10,915	...	19,10,915
Scheme IV.—Widening and improving Lady Jamshedji Road Scheme V.—Road in continuation of Mahim Bazar Cross Road to Tulsi Pipe Line Road	34,49,872	...	34,49,872
Scheme VI.—Proposed Road between Matunga and Dadar Station connecting Lady Jamshedji Road with Tulsi Pipe Line Road (Road Marked A, B)	3,21,171	...	3,21,171
Scheme VII.—Roads to be constructed in the area south of pro- posed Road between Matunga and Dadar Station as per Scheme No. VI (Roads marked B C, C D and D E)	63,485	...	63,485
Scheme VII.—Roads to be constructed in the area south of pro- posed Road between Matunga and Dadar Station as per Scheme No. VI (Roads marked B C, C D and D E)	5,54,285	...	5,54,285
Mahim Development Sch.—Total	75,50,424	...	75,50,424
Scheme VIII.—Roads to the south and north of E. D. Sassoon Dye Works	2,76,670	...	2,76,670
Laying mains in Mahim Development Scheme	96,707	...	96,707
Diversion of water mains affected by the Mahim Develop- ment Works	3,149	...	3,149
Acquisition of C.S. No. 2/521 of Malbar Hill Division at Nana Chowk for set Back, School and Office Building etc.	13,94,033	...	13,94,033
Town planning Scheme for the area near Masjid Station de- vastated by the explosion—Preliminary expenses, cost of Sur- vey and acquisition	5,14,610	20,146	5,34,756
Development of the Interior portion of the Northern part of the Island at Mahim	5,10,267	2,00,691	7,10,958
Acquisition of land bearing C.S. No. 654 at Tardeo Malbar Hill Division for construction of a School building Municipal offices and quarters for essential service personnel	238	21,331	21,569
Mahim Development—Total	1,03,46,098	2,42,168	1,05,88,266
Interest on Capital	70,10,837	...	70,10,837
X.—Buildings, Land Acquisition and Management Total... ..	4,54,30,847	2,55,160	4,56,86,007
XI.—FIRE BRIGADE			
Works completed (as per Report for 1954-55)	13,56,156	...	13,56,156
Works in Progress—			
Construction of a part of the proposed Fire Brigade Station at Worli	2,65,697	53,027	3,18,724
Acquisition of land bearing C.S. No. 313/69 (Part), 124 and 3/69 (Part) of Colaba Division (Old Gun Factory Site) for New Fire Brigade Station and Municipal School for serving both Colaba and Marine Drive Areas	7,11,070	3,12,444	10,23,514
XI.—Fire Brigade—Total	23,32,923	3,65,471	26,98,394

APPENDIX No. 8—Contd.

	Total Capital Expenditure upto 31st March 1955	EXPENDITURE DURING 1955-56	Total Capital Expenditure upto 31st March 1956
	Rs.	Rs.	Rs.
XIII.—GARDENS AND OPEN SPACES			
Works completed (as per Report for 1954-55) ...	36,76,874	...	36,76,874
Work completed during the year— Proposed Nursery Stores Shed at Victoria Gardens ...	24,142	...	24,142
Total—Works completed	37,01,016	...	37,01,016
Works in progress—			
Reconstructing a portion of a compound wall of the old Maratha Hospital premises ...	19,860	...	19,860
Construction of an orchid house at Victoria Gardens ...	9,386	...	9,386
Providing new W.I. ornamental gates at the main entrance of the Victoria Gardens ...	19,416	...	19,416
Filling in plot 'C' at Bhulabhai Desai Road with incidental works and laying out a children's playground thereat ...	34,991	5,681	40,672
Additions and alterations to the conservancy at Victoria Gardens ...	29,368	3,767	33,135
Construction of an open air Theatre at Victoria Gardens	86	86
Works in progress—Total ...	1,13,021	9,534	1,22,555
XIII—Gardens—Total ...	38,14,037	9,934	38,23,571
XIV.—MARKETS AND SLAUGHTER HOUSES			
Works completed (as per Report for 1954-55) ...	82,76,449	...	82,76,449
Works in progress—			
Constructing a building for a new and up to date Refrigerator plant at A. C. Market ...	1,68,738	...	1,68,738
Extension of fish section at Arthur Crawford Market ...	6,78,509	...	6,78,509
Construction of a temporary Market at Gopi Tank ...	55,813	...	55,813
Converting the existing 60 wooden Stalls in Vegetable Section in the Erskine Road Market ...	22,399	...	22,399
Construction of a Combined Municipal Market at Worli Chawl ...	Cr. 3	...	Cr. 3
Acquisition of land bearing C.S. No. 43 of Sion Division near Kings' Circle high level station for the construction of Municipal combined market at Matunza ...	2,62,760	15	2,62,775
Proposed covered Market at Dr. Meishri Road ...	1,20,094	51,493	1,71,587
Proposed construction of stalls and pavement at Gold Mohur Castle Market, Byculla	27,318	27,318
Proposed back to back shops at Gold Mohur Castle Market, Byculla	49	49
Works in progress Total ...	13,08,310	78,875	13,87,185
XIV.—Markets and slaughter Houses—Total ...	95,84,759	78,875	96,63,634
XV.—SLUM SERVICE.			
Works completed (as per Annual Report for 1954-55) ...	3,72,012	...	3,72,012
Works in progress—			
Construction of Drains and filling in storm water channel from Fergusson Road to Haines Road ...	2,96,171	749	2,96,920
Realigning and regrading open storm water channel from Dadar Pumping Plant upto Century Mill ...	4,94,187	2,01,731	6,95,918
Covering open drain behind Arthur Road Prison ...	38,153	82,752	1,20,905
XV—Works in Progress—Total ...	8,28,511	2,85,232	11,13,743
XV.—Slum Service—Total ...	12,00,523	2,85,232	14,85,755
XVI.—MEASURES FOR CIVIL DEFENCE.			
Purchase of Stores Equipment ...	1,87,149	...	1,87,149
XVII.—GREATER BOMBAY.			
Preliminary expenses in connection with the preparation of the Master Plan for Greater Bombay (Municipal Share) ...	2,61,283	Cr. 103	2,61,180
DISCOUNT AND OTHER CHARGES ON THE LOANS			
Discount and other charges on the loans (as per Report for 1947-48)	*5,87,246	...	5,87,246
do. Rs. 54 Lakhs of 1946-47 ...	81,000	...	81,000
do. Rs. 75 do. 1947-48 ...	1,97,884	...	1,97,884
do. Rs. 61 do. 1948-49 ...	91,500	...	91,500
do. Rs. 125 do. 1949-50 ...	2,99,185	...	2,99,185
do. Rs. 290 do. 1950-51 ...	7,51,069	...	7,51,069
do. Rs. 268 do. 1951-52 ...	5,32,379	...	5,32,379
do. Rs. 348 do. 1952-53 ...	11,60,733	...	11,60,733
do. Rs. 245 do. 1953-54 ...	4,60,711	...	4,60,711
do. Rs. 450 do. 1954-55 ...	4,62,487	5,524	4,68,011
do. Rs. 460 do. 1955-56	4,63,714	4,63,714
Discount and other charges—Total ...	46,24,194	4,69,238	50,93,432

* Out of this, a sum of Rs. 11,004-15-0 was met out of premia on loans.

APPENDIX No. 8—Contd.

	Total Capital Expenditure upto 31st March 1955	Expenditure during 1955-56	Total Capital Expenditure upto 31st March 1956
	Rs.	Rs.	Rs.
PLANT AND MACHINERY			
Completed Items—			
Plant and Machinery purchased (as per report) for 1954-55	20,95,395	...	20,95,395
Newly completed Items—			
I.—GENERAL SUPERVISION			
Replacement of Municipal Commissioner's Car	17,392	...	17,392
Air conditioning the Western verandah of Municipal Commissioner's room	14,847	...	14,847
Conversion of a Milk Van into a semi-station wagon for the C.S. Department	4,951	...	4,951
Purchase of a truck for A. C.'s department in replacement of B.M.S. 1201	11,387	...	11,387
II.—WATER WORKS			
Replacing the pumps of portable chlorinating unit and providing it on chassis	5,982	...	5,982
Purchase of alight van or station wagon for Fire Service	12,417	...	12,417
Providing travelling crane for n.c.to rrc pin sh cp at DeLisle Road	3,534	...	3,534
Purchase of 15 H.P. Motor for maintenance workshop	1,995	...	1,995
Replacement of lighting set at Tansa	23,527	...	23,527
Conversion of hand operated S.V. into electrically operated one at Bhandarwada Hill Reservoir, etc.	20,562	...	20,562
Purchase of spare spindles for electrically operated Sluice Valves	990	...	990
Purchase of a radial Drilling machine for the outside city division	17,083	...	17,083
Replacement of Jenson Sea Horse out board boat engine for Tansa	1,777	...	1,777
Purchase of one enclosed van for Fire Service for the distribution Branch	12,702	...	12,702
Purchase of Power Turn Cock for H.E.'s Department	17,306	...	17,306
Purchase of one radial drilling machine for workshop	11,064	...	11,064
Replacement of pressure recorders (No. 10)	4,455	...	4,455
Providing levelling indicating and recording instrument at Tower Bungalow at M.H.R.	2,933	...	2,933
V.—PUBLIC HEALTH DEPARTMENT			
Purchase of Chevrolet pick up for I.O. Branch	14,708	...	14,708
Purchase of a Mobile Propaganda Unit with—			
(1) Oneligh chassis and construction of body	17,000	...	17,000
(2) One public address system with battery	2,052	...	2,052
(3) Portable 16 m.m. equipment etc.	4,798	...	4,798
(4) Dynamo Generator and electrical fittings	2,784	...	2,784
Purchase of 1½ ton to 2 ton studbaker Truck for I.O.'s Office	17,615	...	17,615
Purchase of one hearse (in replacement of B.M.Y. 5680)	14,378	...	14,378
Purchase of a new van with fittings of 36 M.M. Sound equipment in replacement of the present van	21,414	...	21,414
VI.—MEDICAL RELIEF AND EDUCATION			
Purchase of short wave diathermy Machine for B.Y.L. Nair Charitable Hospital	3,386	...	3,386
Purchase of Mobile Infant Unit for B.Y.L. Nair Hospital	2,251	...	2,251
Refrigerator (in replacement of old one) for B.Y.L. Nair Hospital	1,725	...	1,725
Purchase of X-Ray Apparatus for K.E.M. Hospital	3,63,739	...	3,63,739
Purchase of a rotating anode Tube for X-Ray Unit at M.G.H. Hospital	6,783	...	6,783
Purchase of one short wave Diathermy Machine	3,949	...	3,949
Purchase of Horizontal High Pressure Sterilizer	9,451	...	9,451
Purchase of Rotating Anode Tube for B.Y.L. Nair Hospital	9,637	...	9,637
Refrigerator Domestic Type for G.S.M. College	1,132	...	1,132
Purchase of one verticle Reontgenoscope for B.Y.L. Nair Charitable Hospital	8,615	...	8,615
VII.—STREET CLEANSING AND CONSERVANCY			
Purchase of spare motors for sulzeg Vichar Gill Pumps at L.G.P. Station	47,770	...	47,770
Purchase of the following Laboratory equipment for D.P. Workshop—			
(A) Orsat Gas Apparatus	1,381	...	1,381
(B) Pressure Vaccin Unit	1,552	...	1,552
(C) Electri-Photometer	2,393	...	2,393
(D) High Class Water distilling still	773	...	773
Three Nos. of 30-35 Cwt. capacity garage crane	6,916	...	6,916
O. K. Champion Sewer Cleaners	39,232	...	39,232
Purchase of a Centrifugal pump with motor for the L.G.P. station No. 2	457	...	457
Purchase of 3 Karrier Bantom Vehicles	54,084	...	54,084
Purchase of welding Plant for the Arther Road Garage	2,641	...	2,641
Portable Air Compressor Unit	2,564	...	2,564
Purchase of 12 Nos. Diesel Drain Chassis, etc.	11,69,603	...	11,69,603

APPENDIX No. 8—Contd.

	Total Capital Expenditure upto 31st March 1955	Expenditure during 1955-56	Total Capita. Expenditure upto 31st March 1956
	Rs.	Rs.	Rs.
VIII.—ROADS DRAINS AND SEWERS			
Purchase of a portable asphalt mixer required in connection with the work of renewing Street Asphalt Surfaces of Roads	31,752	...	31,752
Purchase of 8 Road Rollers	1,33,685	...	1,33,685
Supply and erection etc., of 80 B. H. D. Motor at Worli	13,126	...	13,126
Vibrators for road concrete	4,079	...	4,079
Gas Welding Plant	975	...	975
One Electric Air Compressor of 10 Cwt. capacity	1,584	...	1,584
Purchase of 6 Flexible Sewer Rods (India)	23,737	...	23,737
Purchase of 2 Tandem Rollers (8-10 Tons)	87,560	...	87,560
114" W.B. two ton Truck for Construction Chowky at Wadala	17,278	...	17,278
Lathe Machine (6 ft. size)	6,477	...	6,477
Purchase of one industrial wheel etc.	87	...	87
Light Road Rollers	1,35,779	...	1,35,779
IX.—MECHANICAL			
Conversion of two milk vans into ambulances	9,850	...	9,850
Pulley Blocks	2,549	...	2,549
Emery Grinder double ended	942	...	942
One No. of 30-35 Cwt. capacity ton portable garage crane	2,306	...	2,306
Purchase of one portable electric welding set for the use of Municipal Workshop	1,361	...	1,361
X.—BUILDINGS, LAND ACQUISITION, ETC.			
Purchase of a car for Special Engineer, (in replacement of BMY. 3777)	16,689	...	16,689
XI.—FIRE BRIGADE			
Purchase of one Turn Table Ladder Pump	2,03,584	...	2,03,584
Purchase of one motor pump Fire Engine with extension ladder	7,758	...	7,758
Purchase of a new Fire Tender with extension ladder	22,194	...	22,194
Purchase of a Motor Pump with extension ladder	57,695	...	57,695
Purchase of two Fire Tenders with extension ladders	46,548	...	46,548
Purchase of two trallor Pumps	26,017	...	26,017
Purchase of two Trallor Pumps in replacement of old ones	21,776	...	21,776
Replacement of one Motor Ambulance	8,574	...	8,574
Purchase of one Motor Car	17,387	...	17,387
XII.—LICENSING, ETC.			
Purchase of two vehicles for removal of Encroachments from Public Streets	37,116	...	37,116
Purchase of one weighing machine in replacement of the existing one	1,369	...	1,369
MUNICIPAL PRINTING PRESS			
Purchase of Delivery Van	16,796	...	16,796
Total Newly Completed Items.	29,76,317	...	29,76,317
Total—Completed Items	50,71,712	...	50,71,712
PLANT AND MACHINERY TO BE PURCHASED OUT OF NET PREMIA FUND			
II.—WATER WORKS			
Replacement of 75 H.P. Booster Pumps (2 Nos.) at Bhar. dei wadi Hill Reservoir	12,306	3,715	16,021
Purchase of indicators showing loss of head and rate of flow for Tulsi Filters	...	61	61
V.—PUBLIC HEALTH DEPARTMENT			
Purchase of—			
(1) One Power Sprayer	...	4,711	4,711
(2) One Electric Sprayer	...	1,518	1,518
NET Premia Fund Total Carried Forward	12,306	10,005	22,311

APPENDIX 8—Contd.

	Total Capital Expenditure upto 31st March 1955	Expenditure during 1955-56	Total Capital Expenditure upto 31st March 1956
	Rs.	Rs.	Rs.
Net Premia Fund Total Brought Forward	12,306	10,005	22,311
VI.—MEDICAL RELIEF AND EDUCATION			
Extension of Mortuary Cabinet at Arthur Road Hospital	7,862	...	7,862
VII.—STREET CLEANSING, ETC.			
Purchase of equipment for improving the methods of collection and transport of refuse in the City	3,65,120	1,34,984	5,00,104
Conversion of moving floors into Hydralictipping refuse vehicles	...	1,19,836	1,19,836
VIII.—ROADS DRAINS SEWERS			
Heavy 3 Wheel Road Rollers (No. 5)	2,41,200	...	2,41,200
Concrete Brackers (No. 2)	...	2,764	2,764
MUNICIPAL PRINTING PRESS			
25 Steel Chassis of different sizes	698	628	1,326
4 Galley Racks	...	609	609
One Eye letting Machine	...	763	763
250 Galleys	1,460	...	1,460
Two Tradle Printing Machines Size 14½"×22"	...	22,430	22,430
One Tradle Printing Machine	...	7,134	7,134
Total—Net Premia Fund	6,28,646	2,99,153	9,27,799
<i>Plant and Machinery to be purchased out of Fire and Accident Insurance Fund.</i>			
I.—GENERAL SUPERVISION, ETC.			
Providing air conditioning equipment in the Corporation Hall and the room occupied by the Mayor	...	25,446	25,446
II.—WATER WORKS			
Purchase of New Meters	4,14,127	1,82,208	5,96,335
Purchase of pumps for Maintenance Branch	1,625	4,303	5,928
Purchase of 2842 new Meters for replacement of old ones	3,80,665	...	3,80,665
Replacement of one Diesel Engine and pump at Tulsī Chlorinating Plant	...	278	278
Replacement of the existing engines at three Motors Trolleys	...	9,128	9,128
V.—PUBLIC HEALTH DEPARTMENT			
Purchase of a station wagon for the Special Investigation Staff for food and food Establishment	...	23,858	23,858
VI.—MEDICAL RELIEF AND EDUCATION ETC.			
Disinfector Boiler vehicle type at the K. E. M. Hospital	20,752	...	20,752
VII.—STREET CLEANSING AND CONSERVANCY.			
Installation of two additional pumping sets with necessary equipments at Mahim P. S.	60,742	3,351	64,093
Replacing Pumps at D. P. Works by pumps of larger capacity	1,61,532	8,139	1,69,671
Supply and erection of two electrically driven vertical spindles pumps for Matunga Pumping Station	57,135	26,391	83,526
Supply and installation of four electrically driven pumping sets for the proposed pumping station of T. P. Line Road	1,41,022	108	1,41,130
Purchase of equipment for improving the methods of collection and transport of refuse in the City	31,196	...	31,196
XIV.—MARKETS AND SLAUGHTER HOUSES			
Providing new up to date Refrigerator Plant at Arthur Crawford Market	1,27,253	...	1,27,253
MUNICIPAL PRINTING PRESS			
Purchase of high speed centurian two revolution press	49,048	...	49,048
Fire and Accident Insurance Fund Total	14,45,097	2,83,210	17,28,307

APPENDIX 8—Contd.

	Total Capital Expenditure upto 31st March 1955	Expenditure during 1955-56	Total Capital Expenditure upto 31st March 1956
	Rs.	Rs.	Rs.
<i>Plant and Machinery to be purchased out of Pre-cast Concrete Slab Pavement Renewal Fund.</i>			
I.—GENERAL SUPERVISION, ETC.			
Provision of a suitable water coolers with water connections to each floor at the Municipal Head Office Building, etc. ...	158	11,426	11,584
Stand by water pump at the Municipal Head Office	2,258	2,258
Providing air conditioning equipment in the Corporation Hall and the room occupied by the Mayor	68,603	68,603
VI.—MEDICAL RELIEF, ETC.			
Lift for K. E. M. Hospital ...	28,528	11,606	40,134
VII.—STREET CLEANSING, ETC.			
Purchase of machinery required for a repair Workshop at D. P. Works ...	17,278	...	17,278
XIV.—MARKETS AND SLAUGHTER HOUSES			
Purchase of 2 vehicles for Meat Carriage ...	1,09,047	...	1,09,047
Pre-cast Concrete Slab Pavement Renewal Fund—Total ...	1,55,011	93,893	2,48,904
<i>Plant and Machinery to be purchased out of Slum Service Fund.</i>			
VIII.—ROADS, DRAINS SEWERS			
Electric Motor 80 H.P. Stand bye for Crushers ...	14,961	...	14,961
XI.—FIRE BRIGADE			
Purchase of two motor pumps with extension ladders in replacement of old ones	41,637	41,637
XIV.—MARKETS AND SLAUGHTER HOUSES			
Provision of a Van for the use of Market Department	18	18
Slum Service Fund—Total ...	14,961	41,655	56,616
<i>Plant and Machinery to be purchased out of Garden Fund.</i>			
VII.—STREET CLEANSING ETC.			
Purchase of one vehicle for offal ...	43,695	Cr. 1,133	42,562
XI.—FIRE BRIGADE.			
Purchase of two motor pumps with extension ladders in replacement of old ones	67,113	67,113
Garden Fund—Total ...	93,695	65,980	1,09,675
<i>Plant and Machinery to be purchased out of Renewal of Road Surfaces Fund.</i>			
VI.—MEDICAL RELIEF, ETC.			
Refrigerating Plant for the cold room at K. E. M. Hospital ...	27,388	1,357	28,745
VII.—STREET CLEANSING AND CONSERVANCY			
Construction of 50 Steel wood Comp. Wagons ...	1,99,109	...	1,99,109
Purchase of equipment for improving the methods of collection and transport of refuse in the City. ...	6,78,408	...	6,78,408
VIII.—ROADS, DRAINS AND SEWERS			
Purchase of one Silt Lorry ...	21,562	...	21,562
IX.—MECHANICAL			
High Speed sensitive drilling machine ...	3,667	...	3,667
Space Centrifugal Pump for the overhead storage tank ...	1,263	...	1,263
Purchase of Meat Vans (2 Nos.) ...	83,110	...	83,110
XI.—FIRE BRIGADE			
Taking over 3 Milk Vans from M.E. and converting them into Ambulances for Fire Brigade Department ...	11,890	...	11,890
Renewal of Road Surfaces Fund—Total ...	10,26,397	1,357	10,27,754

APPENDIX B—Contd.

	Total Capital Expenditure upto 31st March 1955	Expenditure during 1955-56	Total Capital Expenditure upto 31st March 1956
	Rs.	Rs.	Rs.
<i>Plant and Machinery to be purchased out of Hospital Fund.</i>			
VI.—MEDICAL RELIEF, ETC.			
Standby Pumping unit complete and placing in position at K. E. M. Hospital ...	14		14
Equipment for Neuro-Surgical Unit at K. E. M. Hospital ...	4,721	17,174	21,895
Deep X-Ray Therapy Machine including the cost of constructing a radiation proof room at M. G. H. Sion ...	76,259	4,188	80,447
Replacement of Instrument Sterilisers (big) 5 Nos. for K. E. M. Hospital	6,543	6,543
Providing water heating equipment with an additional storage tank for Physic Therapy Department of K. E. M. Hospital	34	34
VII.—STREET CLEANSING AND CONSERVANCY, ETC.			
Taking over trolley tracks and lifting wagons for the purification Plant at Dharavi from Vaiterna Works ...	10,420	...	10,420
Two portable engine driven pumping sets for emptying ejector tubblings	6,105	6,105
Providing booster Air Compressor sets two at Carrol Road and one at Kitridge Road	1,317	1,317
Purchase of equipment for improving the methods of collection and transport of refuse in the City ...	12,16,890	...	12,16,890
XI.—FIRE BRIGADE.			
Purchase of one Motor Pump with Fire Escape for Worli Fire Station	51,061	51,061
Hospital Fund—Total ...	13,08,304	86,422	13,94,726
<i>Plant and Machinery to be purchased out of K. E. M. Hospital Equipment Fund.</i>			
VI.—MEDICAL RELIEF AND EDUCATION			
Purchase of E.C.G. Machine for M. G. H. Sion	4,031	4,031
K. E. M. Hospital Equipment Fund—Total	4,031	4,031
<i>Plant and Machinery to be purchased out of Depreciation Fund for Replacement of Plant and Machinery.</i>			
II.—WATER WORKS			
Transfer of a 5 Ton Morris Commercial Lorry	8,266	8,266
V.—PUBLIC HEALTH DEPARTMENT			
Purchase of a Car for the use of Health Officer in replacement of old one	9,579	9,579
VII.—STREET CLEANSING AND CONSERVANCY, ETC.			
Purchase of vehicles for removal of Silt ...	1,12,960	...	1,12,960
Purchase of two vehicles for cesspool ...	91,492	...	91,492
Additional capacitors or condensers at the D.P. Works extension Plant to improve the Power Factor ...	12,068	860	12,928
Digestion Tank Agitation Motor ...	2,133	367	2,500
Two numbers of high pressure washing Plant ...	3,057	...	3,057
Purchase and installation of one compressor for inflating tyres at Mahalaxmi Siding ...	3,401	...	3,401
Provision of capacitors at Colaba A.C. Station to improve the Power Factor ...	11,354	500	11,854
Purchase of one Silt-Lorry No. BMT/4145 ...	37,258	972	38,230
Purchase of new Pumps for replacing old and worn out ones at various Pumping Stations	94,74	9,474
Purchase of equipment for improving the methods of collection and transport of refuse ...	11,508	...	11,508
VIII.—ROADS DRAINS, ETC.			
Purchase of 4 vehicles each of 8 Ton capacity for transport of road materials	1,88,675	1,88,675
Depreciation Fund for Replacement of Plant and Machinery—Total ...	2,85,231	2,18,693	5,03,924
<i>Plant and Machinery to be purchased out of Plant and Machinery Depreciation Fund.</i>			
I.—GENERAL SUPERVISION			
One Station Wagon of 14 Seats for Committee Members	18,741	18,741
II.—WATER WORKS			
Purchase of new meters	65,773	65,773
Purchase of a Pipe Cleaning Apparatus	33,720	33,720
VI.—MEDICAL RELIEF, ETC.			
Purchase of encephalogram for B. Y. L. Nair Hospital ...	27,283	Cr. 285	26,998
Plant and Machinery Depreciation Fund Total Carried forward	27,283	1,17,949	1,45,232

APPENDIX 8—Contd.

	Total Capital Expenditure upto 31st March 1955	Expenditure during 1955-56	Total Capital Expenditure upto 31st March 1956
	Rs.	Rs.	Rs.
Plant and Machinery Depreciation Fund Total Brought Forward	27,283	1,17,949	1,45,232
VII.—STREET CLEANSING AND CONSERVANCY			
Purchase of equipment for improving the methods of collection and transport of refuse in the City	5,29,271	...	5,29,271
VIII.—ROADS DRAINS, ETC.			
Purchase of road equipment	4,46,466	...	4,46,466
Purchase of 6 Trucks of 2 Ton capacity	...	1,17,982	1,17,982
XI.—FIRE BRIGADE			
Purchase of one Motor Pump with fire Escape for Worli Fire Station	...	45,845	45,845
Purchase of one Motor Fire tender in replacement of old one	...	20,517	20,517
Purchase of Station Wagon in replacement of old one	...	17,213	17,213
Purchase of one Motor Lorry with closed body to serve as a control post Van	...	22,288	22,288
Plant and Machinery Depreciation Fund—Total	10,03,020	3,41,794	13,44,814
Total—Plant and Machinery, Works in progress	59,10,362	14,36,188	73,46,550
Total—Plant and Machinery	1,09,82,074	14,36,188	1,24,18,262
Assets written off	Cr. 56,33,890	Cr. 18,54,809	74,88,699
Plant and Machinery—Total	53,48,184	Cr. 4,18,621	49,29,563
Trust Fund			
Works completed (as per Report for 1954-55)	44,18,338	...	44,18,338
Works in progress—			
Purchase of equipment instruments, etc., for the Blood Bank at K. E. M. Hospital	14,781	...	14,781
Construction of an additional floor over Ward Pavilion No. 2 at K. E. M. Hospital	2,34,476	471	2,34,947
Government Share of the cost of preliminary expenses in connection with the preparation (part expenditure booked under Loan Funds) of Master Plan and Greater Bombay	2,10,300	29,734	2,40,034
Construction of a building for the Blood Bank at K. E. M. Hospital	30,000	...	30,000
Additional accommodation for female ward at Turner Sanatorium	2,99,997	...	2,99,997
Construction of an orchid house at Victoria Garden	5,305	...	5,305
Construction of a permanent Screen wall at the new drying ground for dhobies at Mahalaxmi Kutchra Siding	12,000	...	12,000
Construction of a building for an electrically operated crematorium at Chándanwadi	99,929	...	99,929
Works in Progress—Total	9,06,788	30,205	9,36,993
Trust Fund—Total	53,25,126	30,205	53,55,331
Worn out Water Mains Renewal Fund			
Works completed (as per Report for 1954-55)	9,64,526	...	9,64,526
Worn-out Water Mains Renewal Fund—Total	9,64,526	...	9,64,526
Land and Buildings Fund			
Lands purchased and buildings erected out of the Municipal Land and Buildings Fund—			
Works completed (as per Report 1954-55)	43,03,044	...	43,03,044

T. V. DORAISWAMY,
Chief Accountant.

P. R. NAYAK,
Municipal Commissioner.

Appendix No. 9.

Statement showing (1) the total amount of Municipal Loans raised (2) the expenditure incurred there against and (3) the invested balances of the Loans on 31st March 1956.

	Amount raised.	Amounts re-paid out of cash balance.	Net Amount available for expenditure.	I.—General Superintendence, Collection of Revenue.	II.—Water Works.	III.—Education, Primary.	IV.—Education Secondary.	V.—Public Health.	VI.—Medical Relief and Education.	VII.—Street Cleansing, Conservancy, Road Watering and Halalkhore Service.	VIII.—Roads, Drains and Sewers.	IX.—Mechanical.	X.—Buildings, Land Acquisition and Management.	XI.—Fire Brigade.	XIII.—Gardens and Open Spaces.	XIV.—Markets and Slaughter Houses.	XV.—Slum Service.	XVI.—Measures for Civil Defence.	XVII.—Greater Bombay.	Discount and Other Charges on Loans.	Plant and Machinery.	Total amount expended on Works upto 31st March 1956.	Balance unexpended on 1st April 1956.
(1)	(2)	(3)	(4)	(5)	(6)	(7)	(8)	(9)	(10)	(11)	(12)	(13)	(14)	(15)	(16)	(17)	(18)	(19)	(20)	(21)	(22)	(23)	(24)
	Rs. a. p.	Rs. a. p.	Rs. a. p.	Rs. a. p.	Rs. a. p.	Rs. a. p.	Rs. a. p.	Rs. a. p.	Rs. a. p.	Rs. a. p.	Rs. a. p.	Rs. a. p.	Rs. a. p.	Rs. a. p.	Rs. a. p.	Rs. a. p.	Rs. a. p.	Rs. a. p.	Rs. a. p.	Rs. a. p.	Rs. a. p.	Rs. a. p.	Rs. a. p.
Total of different Municipal Loans raised (as per Annual Account 1954-55)	49,02,65,920 2 8	1,62,81,605 4 0																					
Less— Loans Repaid—	Rs. ...																						
Deduct— Repaid out of Sinking Fund Accumulation & Net Premia Fund	49,02,65,920 2 8	1,62,81,605 4 0	47,39,85,314 14 8																				
Rs. 4.60 Crore Loan for 1955-56																							
Rs. 2.00 lakh from Govt.	2,50,00,000 0 0		2,50,00,000 0 0																				
Rs. 180 Lakhs Loan	1,80,00,000 0 0		1,80,00,000 0 0																				
Rs. 30 lakhs loan	30,00,000 0 0		30,00,000 0 0																				
Renewal of Road Surfaces for which no Renewal Fund exists and roads taken over from e.s. Trust																							
Purchase of Plant and Machinery for Capital Works—																							
Net Premia Fund	2,99,153 0 0																						
Municipal Fire & Accident Insurance Fund	2,83,210 14 4																						
K.E.M. Hospital Research Fund																							
Pre-cast concrete slabs Pavement Renewal Fund	93,893 4 0																						
Slum Service Fund	41,655 2 0																						
Renewal of Road Surfaces Fund	1,356 12 0																						
Hospital Fund	86,422 4 0																						
Depreciation Fund for replacement of Plant and Machinery	2,18,692 13 0																						
Plant and Machinery Depreciation Fund	3,41,793 15 0																						
Garden Fund	65,979 12 4																						
K.E.M. Hospital Equipment Fund	4,030 8 0																						
	14,36,188 4 8		14,36,188 4 8																				
Grand Total Rs.	53,77,03,108 7 4	1,62,81,605 4 0	52,14,21,503 3 4	29,99,257 11 2	29,02,88,680 0 1	22,93,012 6 11	20,703 7 0	1,22,17,941 11 5	1,13,74,589 5 3	2,85,43,569 12 10	8,99,07,255 10 8	36,06,801 0 10	3,26,96,895 3 1	26,98,393 8 9	38,05,700 9 7	96,50,282 14 1	14,85,756 3 11	1,87,147 8 0	2,61,182 2 4	53,82,428 6 10	1,25,46,906 10 10	51,01,71,504 5 7	18,36,364 13 9
Works executed out of Special Fund and Contributions—																							
(1) Out of Contributions from—																							
G. I. P. Railway for removing and relaying 32* Vihar Main, South of Kurja					3,74,000 0 0																		
Port Trust for Wadi Bunder Road																							
Government for Construction of Primary School Buildings						5,00,000 0 0				1,56,500 0 0													
(2) Out of Premia on Loans					2,40,000 0 0																		
(3) Out of Special Funds—																							
Invested Fund				7,34,326 8 3						15,995 1 0					53,848 11 11					11,004 15 0			
Nesbit Road Invested Fund										49,844 8 0													
Road Improvement Fund										19,000 0 0					17,869 15 8								
Loan Works Establishment																							
Development Fund Receipts					1,40,647 12 7																		
Contribution from Revenue towards Bai Jerbai Wadia Hospital for Children										3,02,317 3 8			1,29,89,110 7 5										
Contribution from Government out of the Provincial Share of Petrol Tax Fund for widening the Love Grove Bridge									7,00,000 0 0														
Contribution from Trustees Gokuldas Tejpal Charities for construction of Tejpal Road																							
Grant-in-Aid from Government for widening the Road in Colaba Division																							
Deduct—																							
Plague Expenditure				37,33,584 3 5	29,10,43,327 12 8	27,98,012 6 11	20,703 7 0	1,22,17,941 11 5	1,25,74,589 5 3	2,88,45,887 0 6	9,02,70,928 11 11	36,06,801 0 10	4,56,86,005 10 6	26,98,393 8 9	38,23,570 9 3	97,04,131 10 1	14,85,756 3 11	1,87,147 8 0	2,61,182 2 4	53,93,433 5 10	1,25,46,906 10 10		
Amounts written off on account of properties not existing				82,305 14 10				20,00,000 0 0															
Expenditure on account of Municipal Printing Press Machinery transferred vide Corporation Resolution No. 856, dated the 11th December 1949								3,912 13 0		5,53,111 4 0	2,92,469 15 0					40,499 14 11							
								20,03,912 13 0															
Total Rs.	36,51,278 4 7		29,10,43,317 12 8	27,98,012 6 11	20,703 7 0	1,02,14,028 14 5	1,25,74,589 5 3	2,82,92,775 12 6	8,99,78,458 12 11	36,06,801 0 10	4,56,85,005 10 6	26,98,393 8 9	38,23,570 9 3	96,63,631 11 1	14,85,756 3 11	1,87,147 8 0	2,61,182 2 4	53,93,433 5 10	49,23,561 0 10				

‡ The amount is reserved for Capital Store Account Stock.

T. V. DORAISWAMY,
Chief Accountant.

P. R. NAYAK,
Municipal Commissioner.

Appendix No. 10.
SINKING FUND.

Statement showing the Actual Investments on account of the Sinking Fund of different Municipal Loans upto 31st March 1956, compared with the amounts which should have accumulated upto that date on the basis of the Fixed Instalments and the sums set aside as Sinking Fund as at 31st March 1956.

NAME OF LOAN	Amount raised.	When raised.	When repayable.	Amount of Annual Sinking Fund Instalment.	Date when Sinking Fund commenced.	Amount of Sinking Fund which should have accumulated upto 31st March 1956 at Compound Interest.
1	2	3	4	5	6	7
	Rs.			† Rs.		Rs.
<i>6 per cent. Municipal Loans (4 per cent. basis).</i>						
160 Lakhs Loan for the Improvement of Water Supply in Bombay.	1,60,00,000	Between 22nd September 1924 and 31st March 1925 (First issue). Between 18th November 1924 and 31st March 1925 (Second issue).	1st December 1954	...	1st December 1925	2,77,000
<i>5 and 6 per cent. Municipal Loans (3½ per cent. basis).</i>						
147 Lakhs Tansa Water Works Loan ...	1,47,00,000	Between 5th June 1886 and 24th Dec. 1891.	(a) Between 1st January 1928 and 1st January 1953.		1st January 1893	(b) 10,000
10 Lakhs Loan for the Conversion of S.W. Reservoir at Clerk Road into a Public Park.	10,00,000	2nd July 1920	1st July 1980	5,089	1st July 1921	3,48,174
25 Lakhs Loan for the construction of roads, miscellaneous works including Development Works.	25,00,000	1st January 1928	1st January 1958	48,428	1st January 1929	22,61,388
37 Lakhs Loan (1929-30)	26,21,500	From 19th July 1929 to 1st August 1929.	1st August 1959	50,782	1st August 1930	21,46,853
31.43 Lakhs Loan for the repayment of 40 Lakhs Loan due 19th December 1929	26,14,000	Do.	1st August 1949.	43,500
28 Lakhs Loan for the repayment of Rs. 39,94,000 out of 6 per cent. 50 Lakhs Loan due 1st August 1929.	8,45,500	Do.	At the option of the Corporation on or after 1st August 1954 on giving three months' notice by public advertisement or on 1st August 1959.	...	Do.	3,000
40 Lakhs Loan (1930-31)	40,00,000	From 20th September 1930 to 6th October 1930.	At the option of the Corporation on or after 1st December 1950 on giving 3 Months' notice by public advertisement or on 1st December 1960.	...	1st June 1931	22,500
<i>4 per cent. Municipal Loans (3½ per cent. basis).</i>						
25 Lakhs Loan for Sewerage, Water, etc. Works.	25,00,000	17th and 18th July 1899.	1st November 1939	*1,000
					Carried forward	43,36,425
						51,13,425

(a)	Rs.	Repayable on	Less— Repaid—	Rs.	(b) Balance.
			From 1-1-1928		Rs.
	2,00,000	1-1-1928	...	2,00,000	...
	52,91,500	1-1-1933	1-1-1933 to 31-3-1940	52,91,500	...
	22,08,500	1-1-1943	1-1-1943 to 31-3-1950	22,07,500	1,000
	17,00,000	1-1-1946	1-1-1946 to 31-3-1950	16,96,000	4,000
	10,00,000	1-1-1948	1-1-1948 to 31-3-1954	10,00,000	...
	43,00,000	1-1-1953	1-1-1953 to 31-3-1956	42,95,000	5,000
	<u>Rs. 1,47,00,000</u>			<u>1,46,90,000</u>	<u>10,000</u>

* Steppage is recorded against this Debenture.

† All the Sinking Fund Instalments were re-arranged during 1906-07 on a 3½ per cent. basis as per Corporation Resolution No. 4946 of 9th February 1905 and were further re-arranged from 1st April 1928 as per Corporation Resolution No. 6114 of 12th September 1927.

Appendix No. 10—(concl'd.)

NAME OF LOAN.	Amount raised.	When raised.	When repayable	Amount of Annual Sinking Fund Instalment.	Date when Sinking Fund commenced.	Amount of Sinking Fund which should have accumulated up to 31st March 1956 at Compound Interest.
1	2	3	4	5	6	7
	Rs.			Rs.	Brought over	Rs. 51,13,425
<i>4 per cent. Municipal Loans (3 per cent. basis).</i>						
30 Lakhs Loan for the acquisition of sites for the construction of various Over-bridges in the City.	30,00,000	29th July 1909 and 10th August 1910.	1st May 1949	...		26,000
70 Lakhs Loan for reduplication of Tansa Main and other Auxiliary Works.	70,00,000	9th September 1913, 22nd July 1914 and 10th April 1915.	Rs. 49,40,000 on 1st June 1954, ,, 20,60,000 on 1st June 1974.	12,634	1st June 1915	10,22,126
20 Lakhs Loan for Street Improvements.	20,00,000	9th September 1913 and 24th September 1915.	Rs. 70,00,000 1st May 1955	26,524	1st May 1916	2,000
<i>3½ per cent. Municipal Loans (3 per cent. basis).</i>						
9 Lakhs Loan (1935-36)	9,00,000	31st January 1936	14th March 1966	18,917	14th March 1937	5,09,060
48 Lakhs Loan (1940-41)	48,00,000	Between 1st March 1941 and 15th January 1942.	1st March 1971	1,00,891	1st March 1942	18,81,151
25 Lakhs Loan (1941-42)	25,00,000	Between 1st September 1942 and 15th February 1943.	1st March 1972	52,548	1st March 1943	9,00,069
20 Lakhs Loan (1943-44)	20,00,000	Between March 1944 and November 1944.	1st March 1974	42,039	1st March 1945	5,98,108
22 Lakhs Loan (1944-45)	22,00,000	Between March 1945 and March 1946.	1st March 1975	46,243	1st March 1946	5,93,757
25 Lakhs Loan (1945-46)	25,00,000	Between 27th March 1946 and 6th Nov. 1946	1st March 1976	52,548	1st March 1947	6,03,904
<i>3 per cent. Municipal Loans (3 per cent. basis).</i>						
24½ Lakhs Loan (1936-37)	18,50,000	1st November 1936	1st February 1967	51,498	1st February 1938	12,99,924
30 Lakhs Loan (1937-38)	6,00,000	1st June 1937	14th March 1968	63,058	14th March 1939	14,78,647
30 Lakhs Loan (1938-39)	30,00,000	1st April 1938	1st March 1969	63,058	1st March 1940	13,75,657
64 Lakhs Loan (1939-40)	64,00,000	Between 1st December 1939 and 1st September 1940.	1st March 1970	1,34,523	1st March 1941	27,18,337
54 Lakhs Loan (1946-47)	54,00,000	Between 4th March 1947 and 13th December 1948	1st March 1977	1,13,505	1st March 1948	11,55,996
61 Lakhs Loan (1948-49)	61,00,000	Between 23rd March 1949 to 19th August 1949	1st March 1979	1,28,218	1st March 1950	9,81,925
17.97 Lakhs Loan (1950-51)	17,97,000	1st December 1950	1st December 1960	1,56,754	1st December 1951	8,40,554
<i>3½ per cent. Municipal Loans (3 per cent. basis).</i>						
75 Lakhs Loan (1947-48)	75,00,000	1st August 1947	1st August 1977	1,57,645	1st August 1948	14,29,870
1.25 Crores Loan (1949-50)	88,14,500	Between 23rd September to 29th September 1949	15th September 1979	1,85,275	15th September 1950	12,17,912
2 Crores Loan (1950-51)	2,00,00,000	21st August 1950	16th August 1965	10,75,332	16th August 1951	58,16,132
80 Lakhs Loan (1950-51)	80,00,000	Between 20th December 1950 to 29th March 1951	1st September 1980	1,68,152	1st September 1951	9,08,367
10 Lakhs Loan (1950-51)	10,00,000	1st March 1951	16th August 1965	53,767	16th August 1951	2,90,808
<i>3½ per cent. Municipal Loans (3 per cent. basis).</i>						
1.75,34,000 Loan (1951-52)	1,75,34,000	3rd October 1951	3rd October 1966	9,42,751	3rd October 1952	40,02,622
33 Lakhs Loan (1951-52)	33,00,000	16th Feb. 1952	3rd October 1966	1,77,432	3rd October 1952	7,53,321
60 Lakhs Loan (1951-52)	60,00,000	16th Feb. 1952	16th August 1966	3,22,602	16th August 1952	13,74,954
						3,17,84,221
<i>4 per cent. Municipal Loans (3½ per cent. basis)</i>						
2.44,14,500 Loan (1952-53)	2,44,14,500	3rd September 1952	1st September 1964	16,48,280	1st September 1953	52,44,865
69 Lakhs Loan (1952-53)	69,00,000	26 November 1952	1st September 1967	3,31,045	1st September 1953	11,17,033
35 Lakhs Loans (1952-53)	35,00,000	28th March 1953	1st September 1964	2,36,293	1st September 1953	7,51,890
110 Lakhs Loan (1953-54)	1,10,00,000	3rd September 1953	1st September 1963	3,75,084	1st September 1954	7,89,280
50 Lakhs Loan (1953-54)	50,00,000	12th November 1953	1st September 1973	1,72,311	1st September 1954	3,58,763
85 Lakhs Loan (1953-54)	85,00,000	11th September 1953	1st September 1973	2,92,928	1st September 1954	6,03,897
19249000 Loan (1954-55)	1,92,49,000	15th October 1954	1st September 1964	6,63,361	1st September 1955	6,77,872
70 Lakhs Loan (1954-55)	70,00,000	15th March 1955	1st March 1975	2,11,235	1st March 1956	2,41,189
						97,91,589
					Tota	4,66,89,235

1	Amount actually invested upto 31st March 1956.				Amount of Interest accrued upto 31st March 1956 collected and invested in 1956-57.	Total of Columns 5 and 6
	Amount of Sinking Fund invested upto 31st March 1955.	Sinking Fund Instalments paid in 1955-56.	Interest, etc., accumulations invested in 1955-56.	Total.		
	Rs. a. p.	Rs. a. p.	Rs. a. p.	Rs. a. p.	Rs. a. p.	Rs. a. p.
Sinking Funds	4,21,87,993 6 9	82,34,750 0 0	14,65,741 10 1	5,18,88,485 0 10		
Deduct—Withdrawn for repayment of Loans				25,96,000 0 0		
Total Sinking Funds				4,92,92,485 0 10		
In Public Securities as detailed in Appendix No. 16-A				4,92,92,185 2 8		
In Cash with the State Bank of India				339 14 2		
Total				4,92,92,485 0 10	2,14,516 12 9	4,95,07,001 13 7

† The market value of the securities on 31st March 1955 is Rs. 4,75,24,164-2-8 as shown in Appendix No. 16-A and after adding the cash balance of Rs. 339-14-2 and the interest accrued on the securities upto 31st March 1956 amounting to Rs. 2,14,516-12-9 the total amount of Sinking Fund is Rs. 4,77,39,020-13-7.

T. V. DORAISWAMY,
Chief Accountant.

P. R. NAYAK,
Municipal Commissioner.

Statement showing Outstanding Loans due by the Municipality, the interest outstanding on 1st State Bank of India, and in Office during that year

No.	Particulars of Loans.	Rate of Interest.	Balance due on 1st April 1955.	Amount raised in 1955-56.	Total.	Amount re-paid in 1955-56
1	2	3	4	5	6	7
			Rs. a. p.	Rs. a. p.	Rs. a. p.	Rs. a. p.
	Loans raised from Government.					
1	2 Crores Loan for major Development Works	5 per cent. 5 per cent. 5½ per cent.	3,20,138 0 0	A 3,20,138 0 0	A 3,20,138 0 0	3,20,138 0 0
		5 per cent.	2,56,093 2 0	A 2,56,093 2 0	A 2,56,093 2 0	2,56,093 2 0
2	150 Lakhs Loan (1925-26)	5 per cent.	3,62,889 6 0	A 3,62,889 6 0	A 3,62,889 6 0	1,77,009 9 0
		5 per cent.	4,83,814 2 0	A 4,83,814 2 0	A 4,83,814 2 0	2,36,015 5 0
3	100 Lacs Loan (1953-54)	3½ per cent.	6,42,524 3 0	A 6,42,524 3 0	A 6,42,524 3 0	2,05,335 5 0
		4½ per cent.	97,67,855 0 0	E 97,67,855 0 0	E 97,67,855 0 0	2,42,011 3 0
4	100 Lacs Loan (1953-54)	4½ per cent.	97,67,855 0 0	E 97,67,855 0 0	E 97,67,855 0 0	2,42,011 3 0
5	100 Lacs Loan (1954-55)	4½ per cent.	1,00,00,000 0 0	E 1,00,00,000 0 0	E 1,00,00,000 0 0	2,32,145 0 0
6	100 Lacs Loan (1954-55)	4½ per cent.	1,00,00,000 0 0	E 1,00,00,000 0 0	E 1,00,00,000 0 0	2,32,145 0 0
7	100 Lacs Loan (1955-56)	4½ per cent.	...	1,00,00,000 0 0	E 1,00,00,000 0 0	...
8	100 Lacs Loan (1955-56)	4½ per cent.	...	1,00,00,000 0 0	E 1,00,00,000 0 0	...
9	50 Lacs Loan (1955-56)	4½ per cent.	...	50,00,000 0 0	E 50,00,000 0 0	...
	Total Loans raised from Government Rs.		4,16,01,168 13 0	2,50,00,000 0 0	6,66,01,168 13 0	21,43,903 11 0
	Loans raised from the Public.					
1	The Tansa Water Works Loan (Rs. 147 Lakhs) ...	5 per cent.	31,000 0 0 } 5,000 0 0 }		31,000 0 0 } 5,000 0 0 }	(a) 26,000 0 0
2	25 Lakhs Loan for Sewerage, Water and other Sanitary Works ...	4 per cent.	1,000 0 0		1,000 0 0	(a)
3	The 2nd 24½ Lakhs Loan for certain Sewerage Works	4 per cent.				(a)
4	The 15 Lakhs Loan for Street Improvements ...	4 per cent.	4,000 0 0		4,000 0 0	(a) 4,000 0 0
5	The 30 Lakhs Loan for the Acquisition of Sites for the Construction of Overbridges ...	4 per cent.	30,500 0 0		30,500 0 0	(a) 4,500 0 0
6	The 70 Lakhs Loan for re-duplication of Tansa Main and other Auxiliary Works ...	4 per cent.	20,68,500 0 0		20,68,500 0 0	(a) 5,000 0 0
7	The 20 Lakhs Loan for Street Improvements ...	4 per cent.	20,00,000 0 0		20,00,000 0 0	(a) 19,98,000 0 0
8	The 10 Lakhs Loan for the Conversion of the Storm Water Reservoir at Clerk Road into a Public Park ...	5 per cent.	10,00,000 0 0		10,00,000 0 0	(a)
9	160 Lakhs Loan for the Improvement of the Water Supply in Bombay (First Issue)	6 per cent.	3,00,000 0 0		3,00,000 0 0	(a) 2,07,500 0 0
10	160 Lakhs Loan for the Improvement of the Water Supply in Bombay (Second Issue).	6 per cent.	5,14,500 0 0		5,14,500 0 0	(a) 3,30,000 0 0
11	Rs. 25 Lakhs Loan (1927-28) ...	5 per cent.	25,00,000 0 0		25,00,000 0 0	(a)
12	Rs. 37 Lakhs Loan (1929-30) ...	5 per cent.	26,21,500 0 0		26,21,500 0 0	(a)
13	Rs. 31.43 Lakhs Loan for the repayment of Rs. 40 Lakhs Loan due 19th December 1929 ...	5 per cent.	43,500 0 0		43,500 0 0	(a) ...
14	Rs. 28 Lakhs Loan for the repayment of Rs. 39,94,000 out of 6 per cent. 50 Lakhs Loan due 1st August 1929 ...	5 per cent.	23,000 0 0		23,000 0 0	(a) 20,000 0 0
	Loans from Public Carried over Rs. ...		1,11,42,500 0 0	...	1,11,42,500 0 0	25,95,000 0 0
	Loans from Govt. Carried over Rs. ...		4,16,01,168 13 0	2,50,00,000 0 0	6,66,01,168 13 0	21,43,903 11 0

A—These loans are payable out of revenue in annual equal instalments including principal and interest based on the amortization of the loans within a period of 30 years. No Sinking Fund has been created for these loans.

(a) As under the terms of these loans the bonds cannot be repaid to the holders before the dates stipulated in the debentures, the Sinking Fund has been invested as shown in detail in Appendix No. 10

E—These loans are repayable in twenty-five annual equated instalments of principal and interest, the first instalment being payable on the first anniversary date of the drawal of the loan.

No 11.

April 1955 on the different Loans, the amount payable for the year 1955-56 the amount paid by the and the balances outstanding on 31st March 1956.

Balance due on 31st March 1956.	Interest outstanding on 1st April 1955.	Interest payable in 1955-56	Total interest due	Deduct—Interest paid by the State Bank of India and in Office.	Outstanding balance on 31st March 1956
8	9	10	11	12	13
Rs. a. p.	Rs. a. p.	Rs. a. p.	Rs. a. p.	Rs. a. p.	Rs. a. p.
...	...	16,807 4 0	16,807 4 0	16,807 4 0	
...	...	13,444 14 0	13,444 14 0	13,444 14 0	
1,85,879 13 0	...	18,144 7 0	18,144 7 0	18,144 7 0	
2,47,798 13 0	...	24,190 11 0	24,190 11 0	24,190 11 0	
4,36,188 14 0	...	24,094 11 0	24,094 11 0	24,094 11 0	
95,25,843 13 0	...	4,15,133 13 0	4,15,133 13 0	4,15,133 13 0	
95,25,843 13 0	...	4,15,133 13 0	4,15,133 13 0	4,15,133 13 0	
97,67,855 0 0	...	4,25,000 0 0	4,25,000 0 0	4,25,000 0 0	
97,67,855 0 0	...	4,25,000 0 0	4,25,000 0 0	4,25,000 0 0	
1,00,00,000 0 0	
1,00,00,000 0 0	
50,00,000 0 0	
6,44,57,265 2 0	...	17,76,949 9 0	17,76,949 9 0	17,76,949 9 0	
C 5,000 0 0 } 5,000 0 0 }	6,970 11 0	...	6,970 11 0	4,080 10 0	2,890 1 0
C 1,000 0 0 }	380 0 0	...	380 0 0	...	380 0 0
...	420 0 0	...	420 0 0	...	420 0 0
...	132 0 0	...	132 0 0	...	132 0 0
B 26,000 0 0	24,039 1 0	...	24,039 1 0	7,540 0 0	16,499 1 0
20,63,500 0 0	3,381 10 10	82,400 0 0	85,781 10 10	81,496 12 0	4,284 4 2 *10 8
2,000 0 0	1,528 2 0	13,334 0 0	14,862 2 0	6,876 10 8	1,318 2 0 *6,667 5 4
10,00,000 0 0	...	50,000 0 0	50,000 0 0	50,000 0 0	...
92,500 0 0	25,630 3 0	...	25,630 3 0	14,366 7 0	11,263 12 0
1,84,500 0 0	40,439 13 0	...	40,439 13 0	22,320 9 0	18,119 4 0
25,00,000 0 0	...	1,25,000 0 0	1,25,000 0 0	1,25,000 0 0	...
26,21,500 0 0	10,442 0 0	1,31,075 0 0	1,41,517 0 0	1,29,599 1 0	11,917 15 0
43,500 0 0	4,577 5 0	...	4,577 5 0	...	4,577 5 0
3,000 0 0	1,012 9 0	...	1,012 9 0	529 1 0	483 8 0
85,47,500 0 0	1,18,953 6 10	4,01,809 0 0	5,20,762 6 10	4,41,809 2 8	72,285 4 2 *6,668 0 0
6,44,57,265 2 0	...	17,76,949 9 0	17,76,949 9 0	17,76,949 9 0	...

B—Debentures in respect of these loans have remained unpaid owing to their not having been surrendered for repayment upto 31st March 1956. The Debentures do not carry interest from and after the due dates and will be paid when surrendered for repayment by the holders, out of the Sinking Fund Investments.

C—Stoppage is recorded against these Debentures.

* To be treated as savings.

No.	Particulars of Loans.	Rate of Interest.	Balance due on 1st April 1955.	Amount raised in 1955-56.	Total.	Amount re-paid in 1955-56
1	2	3	4	5	6	7
			Rs. a. p.	Rs. a. p.	Rs. a. p.	Rs. a. p.
	Loans from Govt. Brought forward ...		4,16,01,168 13 0	2,50,00,000 0 0	6,66,01,168 13 0	21,43,903 11 0 ^a
	Loans from Public Brought forward ...		1,11,42,500 0 0		1,11,42,500 0 0	25,95,000 0 0
	Loans raised from the Public—contd.					
15	Rs. 40 Lakhs Loan (1930-31) ...	6 per cent.	23,500 0 0		23,500 0 0	(a) 1,000 0 0
16	Rs. 9 Lakhs Loan (1935-36) ...	3½ per cent.	9,00,000 0 0		9,00,000 0 0	(a)
17	Rs. 24½ Lakhs Loan (1936-37) ...	3 per cent.	24,50,000 0 0		24,50,000 0 0	(a)
18	Rs. 30 Lakhs Loan (1937-38) ...	3 per cent.	30,00,000 0 0		30,00,000 0 0	(a)
19	Rs. 30 Lakhs Loan (1938-39) ...	3 per cent.	30,00,000 0 0		30,00,000 0 0	(a)
20	Rs. 64 Lakhs Loan (1939-40) ...	3 per cent.	64,00,000 0 0		64,00,000 0 0	(a)
21	Rs. 48 Lakhs Loan (1940-41) ...	3½ per cent.	48,00,000 0 0		48,00,000 0 0	(a)
22	Rs. 25 Lakhs Loan (1941-42) ...	3½ per cent.	25,00,000 0 0		25,00,000 0 0	(a)
23	Rs. 20 Lakhs Loan (1943-44) ...	3½ per cent.	20,00,000 0 0		20,00,000 0 0	(a)
24	Rs. 22 Lakhs Loan (1944-45) ...	3½ per cent.	22,00,000 0 0		22,00,000 0 0	(a)
25	Rs. 25 Lakhs Loan (1945-46) ...	3½ per cent.	25,00,000 0 0		25,00,000 0 0	(a)
26	Rs. 54 Lakhs Loan (1946-47) ...	3 per cent.	54,00,000 0 0		54,00,000 0 0	
27	Rs. 75 Lakhs Loan (1947-48) ...	3½ per cent.	75,00,000 0 0		75,00,000 0 0	
28	Rs. 61 Lakhs Loan (1948-49) ...	3 per cent.	61,00,000 0 0		61,00,000 0 0	
29	Rs. 1.25 Crores Loan of 1949 ...	3½ per cent.	88,14,500 0 0		88,14,500 0 0	
30	Rs. 2 Crores Loan (1950-51) ...	3½ per cent.	2,00,00,000 0 0		2,00,00,000 0 0	
31	Second instalment of Rs. 10 Lakhs Loan out of Rs. 3 Crores Loan of 1949-50 ...	3½ per cent.	10,00,000 0 0		10,00,000 0 0	
32	Rs. 80 Lakhs Loan (1950-51) ...	3½ per cent.	80,00,000 0 0		80,00,000 0 0	
33	Rs. 17.97 Lakhs Loan for repayment of Rs. 40 lakhs Loan (1930-31) due for repayment on 1st December 1950 ...	3 per cent.	17,97,000 0 0		17,97,000 0 0	
34	Rs. 1.75,34,000 Loan 1951-52 out of Rs. 420 Lakhs Loan ...	3½ per cent.	1,75,34,000 0 0		1,75,34,000 0 0	
35	Rs. 33 Lakhs Loan 1951-52 out of Rs. 420 Lakhs Loan ...	3½ per cent.	33,00,000 0 0		33,00,000 0 0	
36	Rs. 60 Lakhs Loan 1951-52 ...	3½ per cent.	60,00,000 0 0		60,00,000 0 0	
37	Rs. 2,44,14,500 Loan 1952-53 out of Rs. 419 Lacs. Loan ...	4 per cent.	2,44,14,500 0 0		2,44,14,500 0 0	
38	Rs. 69 Lacs. Loan 1952-53 out of Rs. 419 Lacs. Loan ...	4 per cent.	69,00,000 0 0		69,00,000 0 0	
39	Rs. 35 Lacs. Loan 1952-53 out of Rs. 419 Lacs. Loan ...	4 per cent.	35,00,000 0 0		35,00,000 0 0	
40	Rs. 110 Lacs Loan 1953-54 ...	4 per cent.	1,10,00,000 0 0		1,10,00,000 0 0	
41	Rs. 85 do. 1953-54 ...	4 per cent.	85,00,000 0 0		85,00,000 0 0	
42	Rs. 50 do. 1953-54 ...	4 per cent.	50,00,000 0 0		50,00,000 0 0	
43	Rs. 1,92,49,000 Loan 1954-55 ...	4 per cent.	1,92,49,000 0 0		1,92,49,000 0 0	
44	Rs. 70 Lacs Loan 1954-55 ...	4 per cent.	70,00,000 0 0		70,00,000 0 0	
**45	Rs. 50 do. 1954-55 ...	4 per cent.	
46	Rs. 180 Lacs Loan 1955-56 ...	4 per cent.	...	1,80,00,000 0 0	1,80,00,000 0 0	
47	Rs. 30 do. 1955-56 ...	4 per cent.	...	30,00,000 0 0	30,00,000 0 0	
	Total Loans raised from the public ...	Total ...	21,19,25,000 0 0	2,10,00,000 0 0	23,29,25,000 0 0	25,96,000 0 0
	Advances from Special Funds for Capital Works.					
1	Rs. 8½ lakhs Advance from Plant and Machinery Depreciation Fund (1931-32) ...	5 per cent.	3,09,667 15 0		3,09,667 15 0	38,033 10 0
	Rs. 13 lakhs Advance from Special Fund (1932-33) ...					
2	Rs. 8 lakhs from Renewal of Road Surfaces Fund ...	4½ per cent.	3,18,847 8 0		3,18,847 8 0	33,991 14 0
3	Rs. 1½ lakhs from Plant and Machinery Depreciation Fund ...	4½ per cent.	59,774 3 0		59,774 3 0	6,374 3 0
4	Rs. 3½ lakhs from Plant and Machinery Depreciation Fund ...	4½ per cent.	1,56,186 1 0		1,56,186 1 0	14,458 10 0
5	Rs. 11 lakhs Advance from Special Funds (1933-34) ...					
6	Rs. 5 lakhs from Municipal Fire and Accident Insurance Fund ...	4 per cent.	2,14,994 9 0		2,14,994 9 0	20,315 3 0
7	Rs. 3 lakhs from Renewal of Road Surfaces Fund ...	4 per cent.	1,40,717 3 0		1,40,717 3 0	11,720 5 0
8	Advance from Net Premia fund for repayment of an advance from Fines Fund ...	4 per cent.	1,28,996 14 0		1,28,996 14 0	12,189 2 0
9	Rs. 5 lakhs from Net Premia Fund ...	4 per cent.	2,34,528 7 0		2,34,528 7 0	19,533 14 0
10	Rs. 3.69 lakhs from Net Premia Fund ...	4 per cent.	1,86,951 3 0		1,86,951 3 0	13,860 15 0
11	Advances from Land Sales Reserve Fund ...					
12	Rs. 8 lakhs from Net Premia Fund ...	3 per cent.	4,29,501 15 0		4,29,501 15 0	80,899 15 0
	Rs. 3,81,662 from Fire and Accident Insurance Fund ...	3 per cent.	2,04,904 3 0		2,04,904 3 0	38,595 14 0
	Advance from Net Premia fund for repayment of Rs. 28 Lacs Loan due on 1-8-1954 ...	4 per cent.	2,07,378 0 0		2,07,378 0 0	38,287 14 0
	Total Advances ...		25,92,448 1 0		25,92,448 1 0	3,28,261 7 0
	Total carried over...		25,61,18,616 14 0	4,60,00,000 0 0	30,21,18,616 14 0	50,68,165 2 0

(a) As under the terms of these loans the bonds cannot be repaid to the holders before the dates stipulated in the debentures, the Sinking Fund has been invested as shown in detail in Appendix No. 10.

** This Loan was not raised during 1954-55.

No. 11—continued.

Balance due on 31st March 1956.		Interest outstanding on 1st April 1955		Interest payable in 1955-56.		Total Interest due.		Deduct—Interest paid by the State Bank of India and in Office.		Outstanding Balance on 31st March 1956	
8		9		10		11		12		13	
Rs.	a. p.	Rs.	a. p.	Rs.	a. p.	Rs.	a. p.	Rs.	a. p.	Rs.	a. p.
6,44,57,265	2 0	17,76,949	9 0	17,76,949	9 0	17,76,949	9 0
85,47,500	0 0	1,18,953	6 10	4,01,809	0 0	5,20,762	6 10	4,41,809	2 8	72,285	4 2
22,500	0 0	12,043	12 0	12,043	12 0	30	0 0	* 6,668	0 0
9,00,000	0 0	31,500	0 0	31,500	0 0	31,500	0 0	12,013	12 0
24,50,000	0 0	73,500	0 0	73,500	0 0	73,500	0 0
30,00,000	0 0	90,000	0 0	90,000	0 0	90,000	0 0
30,00,000	0 0	90,000	0 0	90,000	0 0	90,000	0 0
64,00,000	0 0	1,92,000	0 0	1,92,000	0 0	1,92,000	0 0
48,00,000	0 0	1,68,000	0 0	1,68,000	0 0	1,68,000	0 0
25,00,000	0 0	87,500	0 0	87,500	0 0	87,500	0 0
20,00,000	0 0	70,000	0 0	70,000	0 0	70,000	0 0
22,00,000	0 0	77,000	0 0	77,000	0 0	77,000	0 0
25,00,000	0 0	87,500	0 0	87,500	0 0	87,500	0 0
54,00,000	0 0	1,62,000	0 0	1,62,000	0 0	1,62,000	0 0
75,00,000	0 0	10,000	0 0	2,43,750	0 0	2,53,750	0 0	2,42,399	6 0	11,350	10 0
61,00,000	0 0	1,83,000	0 0	1,83,000	0 0	1,83,000	0 0
88,14,500	0 0	62,831	15 0	2,86,472	0 0	3,49,303	15 0	2,79,354	13 0	* 0	12 0
2,00,00,000	0 0	27,508	10 0	6,50,000	0 0	6,77,508	10 0	6,55,543	1 0	69,948	6 0
10,00,000	0 0	32,500	0 0	32,500	0 0	32,500	0 0	21,968	9 0
80,00,000	0 0	2,60,000	0 0	2,60,000	0 0	2,60,000	0 0
17,97,000	0 0	53,910	0 0	53,910	0 0	53,910	0 0
1,75,34,000	0 0	11,574	9 0	6,57,525	0 0	6,69,099	9 0	6,61,744	3 0	7,355	6 0
33,00,000	0 0	787	8 0	1,23,750	0 0	1,24,537	8 0	1,20,787	8 0	3,750	0 0
60,00,000	0 0	2,25,000	0 0	2,25,000	0 0	2,25,000	0 0
2,44,14,500	0 0	76,971	12 0	9,76,580	0 0	10,53,551	12 0	9,73,455	3 0	80,096	9 0
69,00,000	0 0	2,76,000	0 0	2,76,000	0 0	2,76,000	0 0
35,00,000	0 0	8,220	0 0	1,45,350	0 0	1,53,570	0 0	1,51,082	10 0	2,487	6 0
1,10,00,000	0 0	95,706	14 0	4,40,000	0 0	5,35,706	14 0	4,63,677	6 0	71,039	8 0
85,00,000	0 0	3,40,000	0 0	3,40,000	0 0	3,40,000	0 0	* 990	0 0
50,00,000	0 0	2,00,000	0 0	2,00,000	0 0	2,00,000	0 0
1,92,49,000	0 0	1,03,016	14 0	7,69,960	0 0	8,72,976	14 0	7,69,582	12 0	1,03,394	2 0
70,00,000	0 0	2,80,000	0 0	2,80,000	0 0	2,69,333	5 0	* 11,666	11 0
1,80,00,000	0 0	2,00,000	0 0	2,00,000	0 0	* 2,00,000	0 0
30,00,000	0 0	8,06,997	0 0	8,06,997	0 0	2,87,684	2 0	72,515	14 0
23,03,29,000	0 0	5,27,615	4 10	86,81,603	0 0	92,09,218	4 10	4,666	11 0	* 4,42,130	5 0
2,71,634	5 0	15,483	6 0	15,483	6 0	15,483	6 0	5,28,202	6 2
2,84,855	10 0	14,348	2 0	14,348	2 0	14,348	2 0	* 6,61,455	12 0
53,400	0 0	2,689	13 0	2,689	13 0	2,689	13 0
1,41,727	7 0	7,028	6 0	7,028	6 0	7,028	6 0
1,94,679	6 0	8,599	13 0	8,599	13 0	8,599	13 0
1,28,996	14 0	5,628	11 0	5,628	11 0	5,628	11 0
1,16,807	12 0	5,159	14 0	5,159	14 0	5,159	14 0
2,14,994	9 0	9,381	2 0	9,381	2 0	9,381	2 0
1,73,090	4 0	7,478	1 0	7,478	1 0	7,478	1 0
3,48,602	0 0	12,885	1 0	12,885	1 0	12,885	1 0
1,66,308	5 0	6,147	2 0	6,147	2 0	6,147	2 0
1,69,090	2 0	8,295	2 0	8,295	2 0	8,295	2 0
22,64,186	10 0	1,03,124	9 0	1,03,124	9 0	1,03,124	9 0
29,70,50,451	12 0	5,27,615	4 10	1,05,61,677	2 0	1,10,89,292	6 10	98,99,634	4 8	5,28,202	6 2
										* 6,61,455	12 0

* To be treated as Savings.

No.	Particulars of Loans.	Rate of Interest.	Balance due on 1st April 1955.	Amount raised in 1955-56.	Total.	Amount repaid in 1955-56.
1	2	3	4	5	6	7
			Rs. a. p.	Rs. a. p.	Rs. a. p.	Rs. a. p.
	Total brought forward		25,61,18,616 14 0	4,60,00,000 0 0	30,21,18,616 14 0	50,68,165 2 0
	Advances from different Funds for purchase of Plant and Machinery					
13	Advance of Rs. 2,16,600 taken from Net Premia fund in 1938-39	3 per cent	12,170 4 0		12,170 4 0	12,170 4 0
14	Advance of Rs. 1,71,400 taken from Net Premia fund in 1939-40	3 per cent.	7,037 6 0		7,037 6 0	7,037 6 0
15	Advance of Rs. 43,200 taken from Net Premia fund in 1941-42	3 per cent.	12,198 11 0		12,198 11 0	2,915 0 0
16	Advance of Rs. 73,566 taken from Net Premia fund in 1943-44	3 per cent.	7,170 3 0		7,170 3 0	7,170 3 0
17	Advance of Rs. 89,537-4-6 taken from Net Premia fund in 1944-45	3 per cent.	17,213 2 6		17,213 2 6	8,478 9 0
18	Advance of Rs. 55,216-4-0 taken from Net Premia fund in 1945-46	3 per cent.	11,405 0 0		11,405 0 0	5,626 13 0
19	Advance of Rs. 1,08,567-5-0 taken from Net Premia fund in 1946-47	3 per cent.	62,149 8 0		62,149 8 0	6,612 8 0
20	Advance of Rs. 97,972-4-0 taken from Net Premia fund in 1947-48	3 per cent.	39,355 12 0		39,355 12 0	9,408 5 0
21	Advance of Rs. 93,034-13-6 taken from Net Premia fund in 1948-49.	3 per cent.	54,496 4 6		54,496 4 6	7,114 2 0
22	Advance of Rs. 1,23,619-2-6 taken from Net Premia fund in 1949-50	3 per cent.	81,595 0 6		81,595 0 6	9,176 2 0
23	Advance of Rs. 53,323-11-0 taken from Fire & Accident Insurance fund in 1949-50	3 per cent.	38,100 15 0		38,100 15 0	3,323 15 0
24	Advance of Rs. 2,98,378-9-0 taken from Depreciation Fund in 1950-51 for replacement of Plant and Machinery	3½ per cent.	63,548 14 0		63,548 14 0	63,548 14 0
25	Advance of Rs. 51,035-12-0 taken from Precast Concrete Slabs Pavement Renewal Fund in 1950-51	3½ per cent.	10,868 5 0		10,868 5 0	10,868 5 0
26	Advance of Rs. 3,52,159-11-0 taken from Renewal of Road Surfaces Fund in 1950-51	3½ per cent.	75,005 3 0		75,005 3 0	75,005 3 0
27	Advance of Rs. 1,924-13-0 taken from Slum Service Fund in 1950-51	3½ per cent.	407 1 0		407 1 0	407 1 0
28	Advance of Rs. 43,215-8-0 taken from K. E. M. Hospital and G. S. M. College Research Fund in 1950-51	3½ per cent.	9,203 9 0		9,203 9 0	9,203 9 0
29	Advance of Rs. 8,54,301-8-0 taken from Hospital Fund in 1950-51	3½ per cent.	1,81,957 3 0		1,81,957 3 0	1,81,957 3 0
30	Advance of Rs. 80,908-13-0 taken from Municipal Fire and Accident Insurance Fund in 1950-51	3½ per cent.	17,229 4 0		17,229 4 0	17,229 4 0
31	Advance of Rs. 24,178-13-0 taken from Net Premia Fund in 1950-51	3½ per cent.	5,147 0 0		5,147 0 0	5,147 0 0
32	Advance of Rs. 56,520-11-0 taken from K. E. M. Hospital and G. S. M. College Equipment Fund in 1950-51	3½ per cent.	12,037 11 0		12,037 11 0	12,037 11 0
33	Advance of Rs. 7,18,457-10-0 taken from Plant and Machinery Depreciation Fund in 1950-51	3½ per cent.	1,53,022 11 0		1,53,022 11 0	1,53,022 11 0
34	Advance of Rs. 395,820-3-6 taken from Net Premia Fund in 1951-52	3½ per cent.	1,67,117 0 6		1,67,117 0 6	82,022 1 0
35	Advance of Rs. 2,499-8-0 taken from Fire and Accident Insurance Fund in 1951-52	3½ per cent.	1,053 13 0		1,053 13 0	518 7 0
36	Advance of Rs. 36,349-2-0 taken from K. E. M. Hospital and G. S. M. College Research Fund in 1951-52	3½ per cent.	15,346 2 0		15,346 2 0	7,532 8 0
37	Advance of Rs. 94,121-13-0 taken from Hospital Fund in 1951-52	3½ per cent.	39,736 2 0		39,736 2 0	19,504 14 0
38	Advance of Rs. 64,531-2-0 taken from Slum Service fund in 1951-52	3½ per cent.	27,244 15 0		27,244 15 0	13,372 5 0
39	Advance of Rs. 43,397-0-0 taken from Garden Fund	3½ per cent.	17,053 15 0		17,053 15 0	8,372 7 0
	Total Carried over		11,38,870 15 0		11,38,870 15 0	7,38,782 10 0
	Total Carried over		25,61,18,616 14 0	4,60,00,000 0 0	30,21,18,616 14 0	50,68,165 2 0

No. 11—contd.

Balance due on 31st March 1956.	Interest outstanding on 1st April 1955	Interest payable in 1955-56	Total Interest due.	Deduct Interest paid by the State Bank of India and in Office.	Outstanding Balance on 31st March 1956
8	9	10	11	12	13
Rs. a. p.	Rs. a. p.	Rs. a. p.	Rs. a. p.	Rs. a. p.	Rs. a. p.
29,70,50,451 12 0	5,27,615 4 10	1,05,61,677 2 0	1,10,89,292 6 10	98,99,634 4 8	5,28,202 6 27 * 6,61,455 12 0
...	...	365 2 0	365 2 0	365 2 0	...
...	...	211 2 0	211 2 0	211 2 0	...
9,283 11 0	...	366 0 0	366 0 0	366 0 0	...
...	...	215 2 0	215 2 0	215 2 0	...
8,734 9 6	...	516 7 0	516 7 0	516 7 0	...
5,778 3 0	...	342 3 0	342 3 0	342 3 0	...
55,537 0 0	...	1,864 8 0	1,864 8 0	1,864 8 0	...
29,947 7 0	...	1,180 11 0	1,180 11 0	1,180 11 0	...
47,382 2 6	...	1,634 14 0	1,634 14 0	1,634 14 0	...
72,418 14 6	...	2,447 14 0	2,447 14 0	2,447 14 0	...
34,777 0 0	...	1,143 1 0	1,143 1 0	1,143 1 0	...
...	...	2,065 6 0	2,065 6 0	2,065 6 0	...
...	...	353 3 0	353 3 0	353 3 0	...
...	...	2,437 11 0	2,437 11 0	2,437 11 0	...
...	...	13 4 0	13 4 0	13 4 0	...
...	...	299 2 0	299 2 0	299 2 0	...
...	...	5,913 10 0	5,913 10 0	5,913 10 0	...
...	...	559 15 0	559 15 0	559 15 0	...
...	...	167 4 0	167 4 0	167 4 0	...
...	...	391 4 0	391 4 0	391 4 0	...
...	...	4,973 4 0	4,973 4 0	4,973 4 0	...
85,094 15 6	...	6,266 15 0	6,266 15 0	6,266 15 0	...
535 6 0	...	39 9 0	39 9 0	39 9 0	...
7,813 10 0	...	575 8 0	575 8 0	575 8 0	...
20,231 4 0	...	1,490 2 0	1,490 2 0	1,490 2 0	...
13,872 10 0	...	1,021 11 0	1,021 11 0	1,021 11 0	...
8,681 8 0	...	639 9 0	639 9 0	639 9 0	...
4,00,088 5 0	...	37,494 5 0	37,494 5 0	37,494 5 0	...
29,70,50,451 12 0	5,27,615 4 10	1,05,61,677 2 0	1,10,89,292 6 10	98,99,634 4 8	5,28,202 6 27 * 6,61,455 12 0

* To be treated as savings

No.	Particulars of Loans	Rate of Interest.	Balance due on 1st April 1955.	Amount raised in 1955-56.	Total.	Amount repaid in 1955-56.
1	2	3	4	5	6	7
			Rs. a. p.	Rs. a. p.	Rs. a. p.	Rs. a. p.
	Total brought forward		25,61,18,616 14 0	4,60,00,000 0 0	30,21,18,616 14 0	50,68,165 2 0
	Advances brought forward		11,38,870 15 0		11,38,870 15 0	7,38,782 10 0
40	Advance of Rs. 67,685-11-0 taken from Depreciation Fund 1951-52 for replacement of Plant and Machinery purchased out of Loan Funds	3½ per cent.	28,575 12 0		28,575 12 0	14,026 6 0
41	Advance of Rs. 2,30,146-12-0 taken from Plant and Machinery Depreciation Fund in 1951-52	3½ per cent.	97,178 4 0		97,178 4 0	47,687 13 0
42	Advance of Rs. 43,583-8-0 taken from Precast Concrete slab Pavement Renewal Fund in 1951-52	3½ per cent.	18,399 7 0		18,399 7 0	9,032 0 0
43	Advance of Rs. 16,214-9-6 taken from K.E.M. Hospital and G. S. M. College Equipment Fund in 1951-52	3½ per cent.	6,841 14 6		6,841 14 6	3,361 7 0
44	Advance of Rs. 2,36,158-11-0 taken from Renewal of Road Surfaces Fund in 1951-52	3½ per cent.	99,707 3 0		99,707 3 0	48,937 0 0
45	Advance of Rs. 8,08,361-3-7 taken from Net Premia Fund in 1952-53	4 per cent.	5,03,900 4 7		5,03,900 4 7	1,61,424 0 0
46	Advance of Rs. 3,52,682-11-3 taken from Municipal Fire and Accident Insurance Fund in 1952-53	4 per cent.	2,19,846 10 3		2,19,846 10 3	70,429 2 0
47	Advance of Rs. 424-8-0 taken from K.E.M. Hospital and G. S. M. College Research Fund in 1952-53	4 per cent.	263 6 0		263 6 0	85 7 0
48	Advance of Rs. 4,12,789-3-0 taken from Hospital Fund in 1952-53	4 per cent.	2,57,315 13 0		2,57,315 13 0	82,431 6 0
49	Advance of Rs. 16,505-14-0 taken from Slum Service Fund in 1952-53	4 per cent.	10,288 7 0		10,288 7 0	3,296 8 0
50	Advance of Rs. 43,220-15-0 taken from Garden Fund in 1952-53	4 per cent.	26,941 6 0		26,941 6 0	8,631 5 0
51	Advance of Rs. 81,088-8-0 taken from Depreciation Fund for replacement of Plant and Machinery in 1952-53	4 per cent.	50,546 12 0		50,546 12 0	16,193 2 0
52	Advance of Rs. 5,42,539-14-0 taken from Plant and Machinery Depreciation Fund in 1952-53	4 per cent.	3,38,196 6 0		3,38,196 6 0	1,08,342 2 0
53	Advance of Rs. 26,504-4-0 taken from Precast Concrete Slabs Pavement Renewal Fund in 1952-53	4 per cent.	16,520 14 0		16,520 14 0	5,293 2 0
54	Advance of Rs. 68,874-4-0 taken from K. E. M. Hospital and G. S. M. College Equipment Fund in 1952-53	4 per cent.	42,933 10 0		42,933 10 0	13,753 10 0
55	Advance of Rs. 1,90,955-1-6 taken from Renewal of Road Surfaces Fund in 1952-53	4 per cent.	1,19,033 4 6		1,19,033 4 6	38,132 11 0
56	Advance of Rs. 3,04,224-12-9 taken from Net Premia Fund in 1953-54	4 per cent.	2,48,055 12 9		2,48,055 12 9	58,415 12 0
57	Advance of Rs. 4,36,209-13-9 taken from Fire and Accident Insurance Fund in 1953-54	4 per cent.	3,55,673 4 9		3,55,673 4 9	83,758 1 0
58	Advance of Rs. 23,000 taken from K. E. M. Hospital and G. S. M. College Equipment Fund in 1953-54	4 per cent.	18,753 0 0		18,753 0 0	4,416 14 0
59	Advance of Rs. 3,26,210-4-0 taken from Hospital Fund in 1953-54	4 per cent.	2,65,982 11 0		2,65,982 11 0	62,636 11 0
60	Advance of Rs. 2,961-4-0 taken from Slum Service Fund in 1953-54	4 per cent.	2,413 11 0		2,413 11 0	569 7 0
61	Advance of Rs. 43,929-7-6 taken from Garden Fund in 1953-54	4 per cent.	35,818 10 6		35,818 10 6	8,435 4 0
62	Advance of Rs. 2,39,815-6-0 taken from Depreciation Fund for replacement of Plant and Machinery in 1953-54	4 per cent.	1,95,539 0 0		1,95,539 0 0	46,047 7 0
63	Advance of Rs. 2,65,452-12-0 taken from Plant and Machinery Depreciation Fund in 1953-54	4 per cent.	2,16,442 14 0		2,16,442 14 0	50,970 4 0
64	Advance of Rs. 71,817-4-0 taken from Pre-cast Concrete Slab Pavement Renewal Fund in 1953-54	4 per cent.	58,556 15 0		58,556 15 0	13,790 12 0
65	Advance of Rs. 4,909-7-0 taken from G.S.M. College and K.E.M. Hospital Research Fund in 1953-54	4 per cent.	4,002 13 0		4,002 13 0	942 14 0
66	Advance of Rs. 1,49,539-2-0 taken from Renewal of Road Surface Fund in 1953-54	4 per cent.	1,21,929 11 0		1,21,929 11 0	28,713 13 0
			44,98,528 11 10		44,98,528 11 10	17,28,536 14 0
	Total		25,61,18,616 14 0	4,60,00,000 0 0	30,21,18,616 14 0	50,68,165 2 0

No. 11—(Contd.)

Balance due on 31st March 1956.	Interest outstanding on 1st April 1955.	Interest payable in 1955-56.	Total Interest due.	Deduct-Interest paid by the State Bank of India and in Office.	Outstanding Balance on 31st March 1956.
8	9	10	11	12	13.
Rs. a. p.	Rs. a. p.	Rs. a. p.	Rs. a. p.	Rs. a. p.	Rs. a. p.
29,70,50,451 12 0	5,27,615 4 10	1,05,61,677 2 0	1,10,89,292 6 10	98,99,634 4 8	5,28,202 6 2 * 6,61,455 12 0 J
4,00,088 5 0		37,494 5 0	37,494 5 0	37,494 5 0	
14,549 6 0		1,071 10 0	1,071 10 0	1,071 10 0	
49,490 7 0		3,644 3 0	3,644 3 0	3,644 3 0	
9,367 7 0		690 0 0	690 0 0	690 0 0	
3,480 7 6		256 9 0	256 9 0	256 9 0	
50,770 3 0		3,739 0 0	3,739 0 0	3,739 0 0	
3,42,476 4 7		20,156 0 0	20,156 0 0	20,156 0 0	
1,49,417 8 3		8,793 14 0	8,793 14 0	8,793 14 0	
177 15 0		10 9 0	10 9 0	10 9 0	
1,74,884 7 0		10,292 10 0	10,292 10 0	10,292 10 0	
6,991 15 0		411 8 0	411 8 0	411 8 0	
18,310 1 0		1,077 11 0	1,077 11 0	1,077 11 0	
34,353 10 0		2,021 14 0	2,021 14 0	2,021 14 0	
2,29,854 4 0		13,527 14 0	13,527 14 0	13,527 14 0	
11,227 12 0		660 14 0	660 14 0	660 14 0	
29,180 0 0		1,717 6 0	1,717 6 0	1,717 6 0	
80,900 9 6		4,761 5 0	4,761 5 0	4,761 5 0	
1,89,640 0 9		9,922 4 0	9,922 4 0	9,922 4 0	
2,71,915 3 9		14,226 15 0	14,226 15 0	14,226 15 0	
14,336 2 0		750 2 0	750 2 0	750 2 0	
2,03,346 0 0		10,639 5 0	10,639 5 0	10,639 5 0	
1,844 4 0		96 9 0	96 9 0	96 9 0	
27,383 6 6		1,432 12 0	1,432 12 0	1,432 12 0	
1,49,491 9 0		7,821 9 0	7,821 9 0	7,821 9 0	
1,65,472 10 0		8,657 12 0	8,657 12 0	8,657 12 0	
44,766 3 0		2,342 4 0	2,342 4 0	2,342 4 0	
3,059 15 0		160 2 0	160 2 0	160 2 0	
93,215 14 0		4,877 3 0	4,877 3 0	4,877 3 0	
27,69,991 13 10		1,71,254 1 0	1,71,254 1 0	1,71,254 1 0	
29,70,50,451 12 0	5,27,615 4 10	1,05,61,677 2 0	1,10,89,292 6 10	98,99,634 4 8	5,28,202 6 2 * 6,61,455 12 0 J

* To be treated as savings.

No.	Particulars of Loans	Rate of Interest	Balance due on 1st April 1955	Amount raised in 1955-56	Total	Amount repaid in 1955-56
1	2	3	4	5	6	7
		Rs. a. p.	Rs. a. p.	Rs. a. p.	Rs. a. p.	Rs. a. p.
	Total brought forward ...		25,61,18,616-14-0	4,60,00,000-0-0	30,21,18,616-14-0	50,68,165-2-0
	Advances brought forward ...		44,98,528-11-10		44,98,528-11-10	17,28,536-14-0
67	Advance of Rs. 12,513-8-6 from the Net Premia Fund ...	4 per cent.	12,513-8-6		12,513-8-6	2,310-7-0
68	Advance of Rs. 1,11,429-0-1 from Municipal Fire & Accident Insurance Fund ...	4 per cent.	1,11,429-0-1		1,11,429-0-1	20,572-13-0
69	Advance of Rs. 21,586-12-3 from Hospital Fund ...	4 per cent.	21,586-12-3		21,586-12-3	3,985-8-0
70	Advance of Rs. 98,061-8-0 from Slum Service Fund ...	4 per cent.	98,061-8-0		98,061-8-0	18,105-8-0
71	Advance of Rs. 18,541-9-6 from Garden Fund ...	4 per cent.	18,541-9-6		18,541-9-6	3,423-5-0
72	Advance of Rs. 1,15,656-4-0 from Depreciation Fund for replacement of Plant and Machinery Purchased out of Loan Funds ...	4 per cent.	1,15,656-4-0		1,15,656-4-0	21,353-12-0
73	Advance of Rs. 1,62,294-13-0 from Plant and Machinery Depreciation Fund ...	4 per cent.	1,62,294-13-0		1,62,294-13-0	29,964-3-0
74	Advance of Rs. 35,575-9-0 from Precast Concrete Slab Pavement Renewal Fund ...	4 per cent.	35,575-9-0		35,575-9-0	6,568-15-0
75	Advance of Rs. 39-0-0 from G. S. M. College and K. E. M. Hospital Reserach Fund ...	4 per cent.	39-0-0		39-0-0	7-7-0
76	Advance of Rs. 2,43,019-13-0 from Renewal of Road Surfaces Fund ...	4 per cent.	2,43,019-13-0		2,43,019-13-0	44,868-3-0
77	Advance of Rs. 2,99,153-0-0 from the Net Premia Fund.	4 per cent.		2,99,153-0-0	2,99,153-0-0	
78	Advance of Rs. 2,83,210-14-4 from Municipal Fire and Accident Insurance Fund.	4 per cent.		2,83,210-14-4	2,83,210-14-4	
79	Advance of Rs. 86,422-4-0 from Hospital Fund.	4 per cent.		86,422-4-0	86,422-4-0	
80	Advance of Rs. 41,655-2-0 from Slum Service Fund.	4 per cent.		41,655-2-0	41,655-2-0	
81	Advance of Rs. 65,979-12-4 from Garden Fund.	4 per cent.		65,979-12-4	65,979-12-4	
82	Advance of Rs. 2,18,692-13-0 from Depreciation Fund for replacement of Plant and Machinery Purchased out of Loan Funds.	4 per cent.		2,18,692-13-0	2,18,692-13-0	
83	Advance of Rs. 3,41,793-15-0 from Plant and Machinery Depreciation Fund.	4 per cent.		3,41,793-15-0	3,41,793-15-0	
84	Advance of Rs. 93,893-4-0 from Precast Concrete Slab Pavement Renewal Fund.	4 per cent.		93,893-4-0	93,893-4-0	
85	Advance of Rs. 4,030-8-0 from G. S. M. College and K. E. M. Hospital Equipment Fund.	4 per cent.		4,030-8-0	4,030-8-0	
86	Advance of Rs. 1,356-12-0 from Renewal of Road Surface Fund.	4 per cent.		1,356-12-0	1,356-12-0	
	Total ...		53,17,246-9-2	14,36,188-4-8	67,53,434-13-10	18,79,696-15-0
	Advances from Net Premia Fund for meeting expenditure on Renewal of Road Surface for which no provision exists in the Renewal of Road Surfaces Fund—					
87	Advance of Rs. 31,200 taken in 1940-41 ...	3 per cent.	2,529-2-0		2,529-2-0	2,529-2-0
88	Advance of Rs. 33,800 taken in 1941-42 ...	3 per cent.	5,422-8-0		5,422-8-0	2,668-5-0
89	Advance of Rs. 26,072-10-0 taken in 1943-44 ...	3 per cent.	8,118-5-0		8,118-5-0	1,940-8-0
90	Advance of Rs. 38,571-7-0 taken in 1944-45 ...	3 per cent.	14,796-15-0		14,796-15-0	2,787-2-0
91	Advance of Rs. 94,206-7-0 taken in 1945-46 ...	3 per cent.	42,732-2-0		42,732-2-0	6,611-0-0
92	Advance of Rs. 41,427-6-0 taken in 1946-47 ...	3 per cent.	32,666-13-0		32,666-13-0	1,248-0-0
93	Advance of Rs. 2,10,967-8-0 taken in 1947-48 ...	3 per cent.	1,24,052-5-0		1,24,052-5-0	13,950-7-0
94	Advance of Rs. 6962-3-0 taken in 1948-49 ...	3 per cent.	4,535-12-0		4,535-12-0	447-15-0
95	Advance of Rs. 69-4-0 taken in 1949-50 ...	3 per cent.	48-5-0		48-5-0	4-9-0
96	Advance of Rs. 5,83,395-13-0 taken in 1950-51 ...	3 per cent.	4,54,068-9-0		4,54,068-9-0	35,000-12-0
97	Advances of Rs. 2,04,259-8-0 taken in 1951-52 ...	3 per cent.	1,71,898-15-0		1,71,898-15-0	11,605-13-0
98	Advance of Rs. 1,24,962-3-0 taken in 1952-53 ...	4 per cent.	1,12,229-9-0		1,12,229-9-0	6,750-13-0
99	Advance of Rs. 1,74,169-8-0 taken in 1953-54 ...	4 per cent.	1,65,471-5-0		1,65,471-5-0	9,046-2-0
100	Advance of Rs. 1,23,479-11-9 taken in 1954-55 ...	4 per cent.	1,23,479-11-9		1,23,479-11-9	6,166-13-0
	Total ...		12,62,050-4-9		12,62,050-4-9	1,00,757-5-0
	Advances from Net Premia Fund for the purchase of Indian Military Hospital at Dharavi					
101	Advance of Rs. 1,99,448-12 taken in 1947-48 ...	3 per cent.	66,133-5-0		66,133-5-0	21,398-0-0
102	Advance of Rs. 1,11,105-4 taken in 1948-49 ...	3 per cent.	48,308-6-0		48,308-6-0	11,575-12-0
103	Advance of Rs. 1,85,903-15-6 taken in 1949-50 ...	3 per cent.	99,806-5-6		99,806-5-6	18,799-13-0
104	Advance of Rs. 45,012-3-0 taken in 1950-51 ...	3 per cent.	28,710-3-0		28,710-3-0	4,411-15-0
105	Advance of Rs. 1028-18-0 taken in 1951-52 ...	3 per cent.	756-7-0		756-7-0	97-10-0
	Total ...		2,43,714-10-6		2,43,714-10-6	56,283-2-0
	Total Advances from Special Funds ...		68,23,011-8-5	14,36,188-4-8	82,59,199-13-1	20,36,737-6-0
	Grand Total ...		26,29,41,628-6-5	4,74,36,188-4-8	31,03,77,816-11-1	71,04,902-8-0

T. V. DORAISWAMY,
Chief Accountant.

Balance due on 31st March 1956	Interest outstanding on 1st April 1955	Interest payable in 1955-56	Total Interest due	Deduct-Interest paid by the State Bank of India and in Office	Outstanding Balance on 31st March 1956
8	9	10	11	12	13
Rs. a. p.	Rs. a. p.	Rs. a. p.	Rs. a. p.	Rs. a. p.	Rs. a. p.
29,70,50,451 12 0	5,27,615 4 10	1,05,61,677 2 0	1,10,89,292 6 10	98,99,634 4 8	5,28,202 6 27 *6,61,455 12 0
27,69,991 13 10	...	1,71,254 1 0	1,71,254 1 0	1,71,254 1 0	...
10,203 1 6	...	500 9 0	500 9 0	500 9 0	...
90,856 3 1	...	4,457 3 0	4,457 3 0	4,457 3 0	...
17,601 4 3	...	863 8 0	863 8 0	863 8 0	...
79,956 0 0	...	3,922 8 0	3,922 8 0	3,922 8 0	...
15,118 4 6	...	741 11 0	741 11 0	741 11 0	...
94,302 8 0	...	4,626 4 0	4,626 4 0	4,626 4 0	...
1,32,330 10 0	...	6,491 13 0	6,491 13 0	6,491 13 0	...
29,006 10 0	...	1,423 1 0	1,423 1 0	1,423 1 0	...
31 9 0	...	1 9 0	1 9 0	1 9 0	...
1,98,151 10 0	...	9,720 13 0	9,720 13 0	9,720 13 0	...
2,99,153 0 0
2,83,210 14 4
86,422 4 0
41,655 2 0
65,979 12 4
2,18,692 13 0
3,41,793 15 0
93,893 4 0
4,030 8 0
1,356 12 0
48,73,737 14 10	...	2,04,003 0 0	2,04,003 0 0	2,04,003 0 0	...
2,754 3 0	...	75 14 0	75 14 0	75 14 0	...
6,177 13 0	...	162 11 0	162 11 0	162 11 0	...
12,009 13 0	...	243 8 0	243 8 0	243 8 0	...
36,121 2 0	...	443 14 0	443 14 0	443 14 0	...
31,418 13 0	...	1,282 0 0	1,282 0 0	1,282 0 0	...
1,10,101 14 0	...	980 0 0	980 0 0	980 0 0	...
4,087 13 0	...	3,721 9 0	3,721 9 0	3,721 9 0	...
43 12 0	...	136 1 0	136 1 0	136 1 0	...
4,19,067 13 0	...	1 7 0	1 7 0	1 7 0	...
1,60,293 2 0	...	14,757 4 0	14,757 4 0	14,757 4 0	...
1,05,478 12 0	...	6,446 3 0	6,446 3 0	6,446 3 0	...
1,56,425 3 0	...	4,489 3 0	4,489 3 0	4,489 3 0	...
1,17,312 14 9	...	6,618 14 0	6,618 14 0	6,618 14 0	...
11,61,292 15 9	...	4,939 3 0	4,939 3 0	4,939 3 0	...
44,735 5 0	...	44,297 11 0	44,297 11 0	44,297 11 0	...
36,732 10 0
81,006 8 6	...	1,984 0 0	1,984 0 0	1,984 0 0	...
24,298 4 0	...	1,449 4 0	1,449 4 0	1,449 4 0	...
658 13 0	...	2,994 3 0	2,994 3 0	2,994 3 0	...
1,87,431 8 6	...	933 1 0	933 1 0	933 1 0	...
62,22,462 7 1	...	28 6 0	28 6 0	28 6 0	...
30,32,72,914 3 1	5,27,615 4 10	7,388 14 0	7,388 14 0	7,388 14 0	...
		2,55,689 9 0	2,55,689 9 0	2,55,689 9 0	...
		1,08,17,366 11 0	1,13,44,981 15 10	1,01,55,323 13 8	5,28,202 6 27 *6,61,455 12 0

* To be treated as savings.

P. R. NAYAK,
Municipal Commissioner.

Appendix No. 12
WATER WORKS ACCOUNT
Revenue Account for the year ended 31st March 1956

INCOME.	Rs.	EXPENDITURE.	Rs.
Water Tax and other Miscellaneous Water Works Revenue— <i>Vide</i> details in (Appendix—No.3) ... This includes Rs. 1,46,50,975 being the amount of Water Tax by measurement, realised during 1955-56 as shown in the following statement :	2,25,70,836	Maintenance (<i>vide</i> appendix No. 4)	24,36,572
		Proportionate share of General Superintendence (1/10th Proportion of) ...	3,41,936
		Assessment and Collection Charges (3/10th Proportion of) ...	3,33,834
		Provident Fund and Pension, etc., charges ...	2,14,919
		Dearness Allowance	9,63,268
		New Works	29,235
		Income Tax on Income derived by the Municipality for supply of water to areas outside Municipal Jurisdiction ...	24,608
		Total, Expenditure ...	43,44,372
		Surplus Carried down ...	1,82,26,464
		Total Rs. ...	2,25,70,836

Appendix No. 12—Concluded
WATER WORKS ACCOUNT
Net Revenue Account for the year ended 31st March 1956

Surplus brought down	Rs.	Interest on Water Works Loans (Debt)	Rs.
	1,82,26,464	<i>Due to Government—</i>	
		Rs. 2 Crores Loan for Major Development Works	16,807
		Rs. 150 Lakhs Loan 1925-26	55,570
		Rs. 100 Lakhs Loan from Government for V.C.T. Scheme on 17-11-1953	4,15,134
		Rs. 100 Lakhs Loan from Government for V.C.T. Scheme on 4-3-1954	4,15,134
		Rs. 100 Lacs Loan from Government for V.C.T. Scheme on 29-6-1954	4,25,000
		Rs. 100 Lacs Loan from Government for V.C.T. Scheme on 19-10-1954	4,25,000
			17,52,645
		<i>Due to the Public—</i>	
		Rs. 147 Lakhs Tansa Water Works Loan	4,081
		Rs. 25 Lakhs Sewerage, etc., Works Loan	1,253
		Rs. 70 Lakhs for Reduplication of the Tansa Main & other Auxiliary Works	81,130
		Rs. 160 Lakhs for Improvement of water supply in Bombay	36,687
		Rs. 37 Lakhs Loan	2,046
		Rs. 40 Lakhs Loan	1
		Rs. 9 Lakhs Loan	4,919
		Rs. 24½ Lakhs Loan (1936-37)	16,258
		Rs. 30 Lakhs Loan (1937-38)	26,045
		Rs. 30 Lakhs Loan (1938-39)	27,819
		Rs. 64 Lakhs Loan (1939-40)	22,408
		Rs. 48 Lakhs Loan (1940-41)	24,189
		Rs. 25 Lakhs Loan (1941-42)	41,495
		Rs. 20 Lakhs Loan (1943-44)	22,805
		Rs. 22 Lakhs Loan (1944-45)	39,919
		Rs. 25 Lakhs Loan (1945-46)	56,790
		Rs. 54 Lakhs Loan (1946-47)	1,12,703
		Rs. 61 Lakhs Loan (1948-49)	63,468
		Rs. 80 Lakhs Loan (1950-51)	77,735
		Rs. 17.97 Lakhs Loan (1950-51)	1,782
		Rs. 10 Lakhs Loan (1950-51)	11,446
		Rs. 75 Lakhs Loan (1947-48)	72,918
		Rs. 1.25 Crores Loan (1949-50)	2,79,355
		Rs. 2 Crores Loan (1950-51)	5,83,928
		Rs. 175.34,000 Loan (1951-52)	6,61,744
		Rs. 33 Lakhs Loan (1951-52)	1,20,788
		Rs. 60 Lakhs Loan (1951-52)	73,326
		Rs. 2.44,14,500 Loan (1952-53)	9,07,305
		Rs. 69 Lakhs Loan (1952-53)	1,08,410
		Rs. 35 Lakhs Loan (1952-53)	1,09,699
		Rs. 110 Lakhs Loan (1953-54)	4,63,677
		Rs. 85 Lakhs Loan (1953-54)	91,858
		Rs. 50 Lakhs Loan (1953-54)	1,89,456
		Rs. 70 lacs. Loan (1954-1955)	1,46,827
		Rs. 180 Lakhs Loan (1955-56)	1,82,492
		Rs. 30 Lakhs Loan (1955-56)	2,960
			46,69,722
		<i>Advances from Special Funds—</i>	
		Rs. 8½ Lakhs Advance from Plant and Machinery Depreciation Fund	161
		Rs. 3 Lakhs Advance from Renewal of Road Surfaces Fund	581
		Rs. 3.69 Lakhs Advance from Net Premia Fund	717
		Rs. 8 Lakhs Advance from Net Premia Fund	3,221
		Rs. 3,81,662 Advance from Municipal Fire and Accident Insurance Fund	1,537
		Rs. 2,16,600 Advance from Net Premia Fund	51
		Rs. 1,71,400 Do. do.	39
		Rs. 43,200 Do. do.	55
		Rs. 73,566 Do. do.	101
		Rs. 89,537-4-6 Do. do.	280
		Rs. 55,216-4-0 Do. do.	192
		Rs. 1,08,567-5-0 Do. do.	1,583
		Rs. 97,972-4-0 Do. do.	839
		Rs. 93,034-13-6 Do. do.	1,124
		Rs. 1,23,619-2-6 Do. do.	2,447
		Rs. 2,98,378-9-0 Advance from Depreciation Fund for replacement of Plant & Machinery purchased out of Loan Funds	25
		Rs. 43,215-8-0 Advance from K.E.M. Hospital & G.S.M. College Research Fund	210
		Rs. 24,178-13-0 Advance from Net Premia Fund	163
		Rs. 3,95,820-3-6 Advance from Net Premia Fund	2,298
		Rs. 36,349-2-0 Advance from K. E. M. Hospital and G. S. M. College Research Fund	441
		Rs. 8,08,361-3-7 Advance from Net Premia Fund	9,524
		Rs. 3,52,692-11-3 Advance from Municipal Fire and Accident Insurance Fund	1,488
		Rs. 81,088-8-0 Advance from Depreciation Fund for replacement of Plant & Machinery purchased out of Loan Funds	73
		Rs. 3,04,224-12-9 Advance from Net Premia Fund	625
		Rs. 4,36,209-13-9 Advance from Municipal Fire and Accident Insurance Fund	8,116
		Rs. 4,909-7-0 Advance from K. E. M. Hospital Research Fund	41
		Rs. 12,513-8-6 Advance from Net Premia Fund	62
		Rs. 1,11,429-0-1 Advance from Municipal Accident Insurance Fund	2,996
		Rs. 1,62,294-13-0 Advance from Plant and Machinery Depreciation Fund	2,510
			41,491
Carried forward	1,82,26,464	Carried forward	64,63,858

Appendix No. 12—Concluded
WATER WORKS ACCOUNT
Net Revenue Account for the year ended 31st March 1956—concluded

INCOME—Concl'd.	Rs.	EXPENDITURE—concl'd.	Rs.
Surplus Brought forward Rs....	1,82,26,464	Brought forward ...	64,63,858
		Interest Accrued But Not Paid (on water works' Debt).	
		Accrued Interest on Rs. 70 Lacs. Loan ...	12,767
		Do. Rs. 1,75,34,000 Loan ...	8
			12,775
		Commission to the State Bank of India for payment of Interest on the Water Works portion of the different Loans ...	17,474
		Miscellaneous Loan Charges including Commission paid to the State Bank of India for drawing interest on Sinking Fund Investments ...	2,617
			20,091
		Reduction of debt or investment of Sinking Fund of the following Water Works Loans :—	
		Rs. 100 Lakhs Loan from Government for financing V.C.T. Scheme, on 17-11-1953	2,42,011
		Rs. 100 Lakhs Loan Do. do. 4-3-1954 ...	2,42,011
		Rs. 100 Lakhs Loan from Government for financing V. C. T. Scheme (on 29-6-1954) ...	2,32,145
		Rs. 100 Lakhs Loan from Government for financing V. C. T. Scheme on (19-10-1954) ...	2,32,145
		70 Lakhs Loan for Reduplication of the Tansa Main and other Auxiliary Works	12,531
		2 Crores Loan for Major Development Works	3,20,138
		150 Lakhs Loan 1925-26	6,67,071
		25 Lakhs Loan 1927-28	485
		37 Lakhs Loan	800
		24½ Lakhs Loan (1936-37)	11,392
		9 Lakhs Loan	2,954
		30 Lakhs Loan (1937-38)	18,248
		30 Lakhs Loan (1938-39)	19,492
		64 Lakhs Loan (1939-40)	15,702
		48 Lakhs Loan of (1940-41)	14,526
		25 Lakhs Loan of (1941-42)	24,919
		20 Lakhs Loan of (1943-44)	13,695
		22 Lakhs Loan of (1944-45)	23,975
		25 Lakhs Loan of (1945-46)	34,109
		54 Lakhs Loan (1946-47)	78,965
		75 Lakhs Loan of (1947-48)	47,423
		61 Lakhs Loan (1948-49)	44,469
		88,14,500 out of 1.25 Crores (1949-50)	1,85,275
		Rs. 2 Crores Loan (1950-51)	9,57,854
		Rs. 80 Lakhs. Loan Rs. (1950-51)...	50,274
		Rs. 17.97 Lakhs Loan (1950-51)	5,183
		Rs. 10 Lakhs Loan (1950-51)	18,936
		Rs. 1,75,34,000 Loan (1951-52)	9,42,751
		Rs. 33 Lakhs Loan (1951-52)	1,77,432
		Rs. 60 Lakhs Loan (1951-52)	1,07,294
		Rs. 2,44,14,500 Loan (1953-54)	15,41,598
		Rs. 69 Lakhs Loan (1952-53)	1,37,887
		Rs. 35 Lakhs Loan (1952-53)	2,05,325
		Rs. 110 Lakhs Loan 1953-54	3,79,084
		Rs. 85 Lakhs Loan 1953-54	77,123
		Rs. 50 Lakhs Loan 1953-54	1,63,227
		Rs. 70 Lakhs Loan 1954-55	1,31,999
		8½ Lakhs Advance from Plant and Machinery Depreciation Fund...	397
		3 Lakhs Advance from Renewal of Road Surfaces Fund	1,210
		3.69 Lakhs Advance from Net Premia Fund	1,328
		Rs. 8 Lakhs Advance from Net Premia Fund	20,225
		Rs. 3,81,662 Advance from Municipal Fire and Accident Insurance Fund	9,649
		Rs. 2,16,600 Advance from Net Premia Fund	1,707
		Rs. 1,71,400	996
		Rs. 43,200	440
		Rs. 73,566	3,355
		Rs. 89,537-4-6	4,600
		Rs. 55,216-4-0	3,168
		Rs. 1,08,567-5-0	5,613
		Rs. 97,972-4-0	6,687
		Rs. 93,034-13-6	4,894
		Rs. 1,23,619-2-6	9,171
		Rs. 2,98,378-5-0 Advance from Depreciation Fund for replacement of Plant and Machinery Purchased out of Loan Funds	759
		Rs. 43,215-8-0 Advance from K.E.M. Hospital and G.S.M. College Research Fund	6,458
		Rs. 24,178-13-0 Advance from Net Premia Fund	5,016
		Rs. 3,95,820-3-6 Advance from Net Premia Fund	30,081
		Rs. 36,349-2-0 Advance from K. E. M. Hospital and G. S. M. College Fund	5,768
		Rs. 8,08,361-3-6 Advance from Net Premia Fund	76,271
		Rs. 3,52,682-11-3 Advance from Municipal Fire & Accident Insurance Fund	11,914
		Rs. 81,088-8-0 Advance from Depreciation Fund for Replacement of Plant and Machinery purchased out of Loan Fund	586
		Rs. 3,04,224-12-9 Advance from Net Premia Fund	3,676
		Rs. 4,36,209-13-9 Advance from Municipal Fire and Accident Insurance Fund	47,784
		Rs. 4,909-7-0 Advance from K. E. M. Hospital Research Fund	244
		Rs. 12,513-8-6 Advance from Net Premia Fund	284
		Rs. 1,11,429-0-1 Advance from Municipal Fire and Accident Insurance Fund...	13,831
		Rs. 1,62,294-13-0 Advance from Plant and Machinery Depreciation Fund	11,584
			76,68,144
		Total Debt Charges	1,41,64,868
		Surplus—Excess of Income over Expenditure...	40,61,596
Total Rs.	1,82,26,464	Total Rs.	1,82,26,464

T. V. DORAISWAMY,
Chief Accountant.

P. R. NAYAK,
Municipal Commissioner.

(Supplementary to Appendix 12)

Statement showing the quantity of water by meter supplied under different Sub-heads and the Water Tax by measurement realized at different rates for the uniform quantity of 1,000 gallons, as required by Corporation Resolution No. 6570 of 15th February 1912.

PARTICULARS.	1950-51.		1951-52		1952-53		1953-54.		1954-55.		1955-56.	
	Gallons.	Amount.	Gallons.	Amount.	Gallons.	Amount.	Gallons.	Amount	Gallons.	Amount.	Gallons.	Amount.
1 Hotels	16,67,35,422	Rs. 1 0 0 1,66,507 0 0	20,78,16,871	Rs. 1 2 0 2,13,143 11 0	21,78,65,180	Rs. 1 2 0 2,36,078 9 0	18,12,36,809	Rs. 1 2 0 2,03,336 12 0	20,38,24,913	Rs. 1 2 0 2,07,251 15 4	78,02,00,965	Rs. 1 4 0 1,74,853 12 0
2 Cotton Factories	2,54,77,63,686	Rs. 1 1 0 27,01,895 0 0	3,42,60,57,747	Rs. 1 4 0 38,72,633 2 0	3,18,39,53,901	Rs. 1 4 0 38,24,189 7 0	3,37,70,46,621	Rs. 1 4 0 43,13,596 7 9	3,36,51,53,121	Rs. 1 6 0 42,86,019 10 0	3,98,88,19,779	Rs. 1 6 0 54,51,899 2 0
3 Flour Mills	29,08,300	Rs. 1 0 0 2,908 5 0	2,90,180	Rs. 1 2 0 290 3 0	6,62,370	Rs. 1 2 0 745 3 0	4,68,690	Rs. 1 2 0 527 4 0	26,87,480	Rs. 1 2 0 3,023 6 0	1,13,39,418	Rs. 1 4 0 12,772 11 0
4 Other Factories	92,01,22,266	Rs. 1 0 0 9,19,805 3 0	1,01,93,07,851	Rs. 1 2 0 10,77,322 4 0	99,38,23,309	Rs. 1 2 0 11,23,948 1 0	1,17,80,59,569	Rs. 1 2 0 13,39,749 0 0	97,73,67,685	Rs. 1 2 0 11,49,409 0 0	1,9,19,60,090	Rs. 1 2 0 14,86,148 7 9
5 Milch Cattle Stables	15,42,43,667	@ As. 10 0 96,401 8 0	9,42,08,200	@ As. 12 0 60,935 10 0	5,68,04,970	@ As. 12 0 40,709 1 0	5,42,62,470	@ As. 12 0 41,914 0 0	3,75,78,186	@ As. 12 0 30,783 10 0	2,64,60,170	@ As. 12 0 29,551 13 0
6 Government Properties (a)	1,27,81,78,250	@ As. 10 0 7,99,581 14 0	1,25,53,13,260	@ As. 12 0 8,29,588 5 6	1,09,55,06,910	@ As. 12 0 8,07,268 9 0	92,44,02,995	@ As. 12 0 6,94,911 1 0	1,82,12,19,510	@ As. 12 0 13,63,975 2 0	1,19,28,04,290	@ As. 12 0 8,94,630 14 0
7 Railways	79,06,59,600	@ As. 10 0 4,94,162 4 0	74,33,70,000	@ As. 12 0 4,64,606 4 0	1,03,42,45,560	@ As. 12 0 7,69,181 6 0	87,93,39,700	@ As. 12 0 6,59,505 3 0	1,05,09,97,350	@ As. 12 0 7,88,246 7 0	90,65,76,750	@ As. 12 0 6,79,932 9 0
8 Post Trust	86,95,13,910	Rs. 2 0 0 17,22,919 14 0	80,74,43,950	Rs. 2 0 0 14,96,461 2 0	93,32,46,490	Rs. 2 0 0 17,46,801 2 0	858,94,62,800	Rs. 2 4 0 13,22,494 12 0	99,65,78,305	Rs. 2 4 0 16,89,246 0 0	83,74,60,520	Rs. 2 4 0 18,84,287 7 0
9 Suburbs (b)	33,21,76,000	At different rates 1,95,158 8 0	1,61,52,28,490	At different rates 8,55,293 9 0	37,22,87,160	At different rates 2,70,296 6 0	30,23,73,520	At different rates 1,91,265 5 0	11,03,75,100	At different rates 80,361 9 0
10 Miscellaneous (c)	1,10,44,53,202	At different rates 9,98,063 14 0	1,23,75,69,476	At different rates 11,38,079 13 0	1,93,94,26,883	At different rates 16,07,323 5 0	2,50,01,91,885	At different rates 21,25,155 13 0	2,11,56,47,979	At different rates 48,37,533 7 0	2,73,17,37,187	At different rates 21,20,648 1 6
11 Merged area (d)	80,00,00,067	@ As. 6 0 3,00,000 0 0	3,03,48,10,000	@ As. 6 0 13,18,895 1 0	2,72,84,59,977	@ As. 6 0 10,23,172 8 0	3,21,10,01,800	@ As. 6 0 12,04,125 11 0	5,11,00,00,000	@ As. 6 0 19,16,250 0 0
Total	8,16,67,54,503	80,97,403 6 0	11,20,66,06,092	1,02,73,353 15 6	12,86,26,32,733	1,17,45,434 2 0	12,71,53,05,036	1,19,15,628 1 9	13,89,24,31,429	1,26,30,975 13 4	16,77,73,59,169	1,46,50,974 13 3

(a) The rates charged are in accordance with the Water Rules for the respective years.

(b) The Estimated rates at these items have been shown under (3) Water Tax (Compound Charges) (b) Through H.E., as the same have been transferred to H.E.'s register from that of A & C.

(c) The rates charged vary from Annas 12 to Rs. 2-6-0 per 1,000 gallons.

(d) The rates charged vary from Annas 6 to Annas 12 per 1,000 gallons.

Appendix No. 12-A.

WATER WORKS ACCOUNT.

Schedule of Liabilities and Assets at 31st March 1956.

LIABILITIES.	Rs.	ASSETS.	Rs.
I.—DEBT PRINCIPAL—		I.—PROPERTIES—	
<i>Due to Government—</i>			
150 Lakhs Loan (1925-26) ...	4,31,535	Water Works executed out of Loan, Surplus and Reserve Funds (<i>vide</i> Appendix No. 8)	
Rs. 1 Crore Loan from Govt. for V. C. T. Scheme on 17-11-53 ...	95,25,844		
Rs. 1 Crore Loan from Govt. for V. C. T. Scheme on 4-3-54 ...	95,25,844		
Rs. 1 Crore Loan from Govt. for V. C. T. Scheme on 29-6-54 ...	97,67,855		
Rs. 1 Crore Loan from Govt. for V. C. T. Scheme on 19-10-54 ...	97,67,855	Out of Loan Reserve Funds—	
Rs. 1 Crore Loan from Govt. for V. C. T. Scheme on 7-6-55 ...	1,00,00,000	Ordinary Works ...	24,10,97,036
Rs. 1 Crore Loan from Govt. for V. C. T. Scheme on 30-12-55 ...	1,00,00,000	Tansa Completion Works ...	4,99,46,291
Rs. 50 Lakhs Loan from Govt. for V. C. T. Scheme on 27-3-56 ...	50,00,000	Works executed out of Worn-out Water Mains Renewal Fund ...	
Total ...	6,40,18,933	Plant and Machinery Rs. 18,33,930	
<i>Due to the Public—</i>		Less—Written off ...	10,11,651
Tansa Water Works Loan of 147 Lakhs ...	10,000		8,22,279
Water Works portion of the 25 Lakhs Loan for Sewerage, Roads and other Works ...	93		
70 Lakhs Loan for the Reduplication of the Tansa Main and other Auxiliary Works ...	20,50,737		
160 Lakhs Loan for the improvement of the water-supply in Bombay ...	2,77,000		
Water Works portion of the 25 Lakhs Loan (1927-28) ...	25,060		
Water Works portion of 37 Lakhs Loan ...	38,620		
Water Works portion of 40 Lakhs Loan (1928-29) ...	787		
Water Works portion of 9 Lakhs Loan ...	1,40,534		
Water Works portion of 24½ Lakhs Loan (1936-37) ...	5,36,517		
Water Works portion of 30 Lakhs Loan (1937-38) ...	8,59,545		
Water Works portion of 30 Lakhs Loan (1938-39) ...	9,18,028		
Water Works portion of 64 Lakhs Loan (1939-40) ...	7,39,529		
Water Works portion of 48 Lakhs Loan (1940-41) ...	6,84,174		
Water Works portion of 25 Lakhs Loan (1941-42) ...	11,73,642		
Water Works portion of 20 Lakhs Loan (1943-44) ...	6,41,738		
Water Works portion of 22 Lakhs Loan (1944-45) ...	11,23,417		
Water Works portion of 25 Lakhs Loan (1945-46) ...	15,98,174		
Water Works portion of 54 Lakhs Loan (1946-47) ...	37,00,402		
Water Works portion of 75 Lakhs Loan (1947-48) ...	21,96,613		
Water Works portion of 61 Lakhs Loan (1948-49) ...	20,83,871		
Water Works portion of 125 lakhs loan (1949-50) ...	85,15,315		
Water Works portion of 2 Crores Loan (1950-51) ...	1,73,05,906		
Water Works portion of 17.97 Lacs Loan ...	58,521		
Water Works portion of 80 Lacs Loan ...	23,55,959		
Water Works portion 10 lacs Loan ...	3,40,742		
Water Works portion of Rs. 1,75,34,000 Loan out of Rs. 420 lacs Loan	1,71,64,431		
Water Works portion of Rs. 33 lacs Loan out of Rs. 420 lacs Loan...	32,29,875		
Water Works portion of Rs. 60 lacs Loan ...	20,87,824		
Water Works portion of Rs. 2,44,14,500 Loan (1952-53) ...	2,20,33,462		
Water Works portion of 69 Lakhs Loan (1952-53) ...	26,69,481		
Water Works portion of 35 Lakhs Loan (1952-53) ...	25,00,000		
Water Works portion of 110 Lakhs Loan (1953-54) ...	1,07,42,192		
Water Works portion of 85 Lakhs Loan (1953-54) ...	24,86,030		
Water Works portion of 50 Lakhs Loan (1953-54) ...	46,65,185		
Water Works portion of Rs. 1,92,49,000 Lakhs Loan (1954-55) ...	1,57,77,885		
Water Works portion of Rs. 180 Lakhs Loan (1955-56) ...	1,24,21,616		
Water Works portion of Rs. 30 Lakhs Loan (1955-56) ...	4,31,526		
Total ...	14,35,84,431		
Carried over ...	20,76,03,364		
		1. State Bank of India—Municipal Loans Sinking Fund Deposit Account—(Water Works portion) ...	3,07,28,364
		Carried over ...	32,25,93,970

Appendix No. 12-A.

WATER WORKS ACCOUNT—Contd.

Schedule of Liabilities and Assets at 31st March 1956.

LIABILITIES.	Rs.	ASSETS.	Rs.
Brought over ...	20,76,03,364	Brought over ...	32,25,93,970
<i>Advances from Special Funds—</i>			
Rs. 8½ Lakhs Advance from Plant and Machinery Depreciation Fund ...	2,824		
Rs. 3 Lakhs Advance from Renewal of Road Surfaces Fund ...	13,322		
Rs. 3.69 Lakhs Advance from Net Premia Fund ...	16,608		
Rs. 8 Lakhs Advance from Net Premia Fund ...	87,152		
Rs. 3,81,662 Lakhs Advance from Municipal Fire and Accident Insurance Fund ...	41,576		
	1,61,482		
Rs. 43,200 Advance from Net Premia Fund for purchase of Plant and Machinery in 1941-42...	1,410		
Rs. 89,537-4-6 Advance from Net Premia Fund for purchase of Plant and Machinery in 1944-45 ...	4,740		
Rs. 55,216-4-0 Advance from Net Premia Fund for purchase of Plant and Machinery in 1945-46.	3,236		
Rs. 1,08,567-5-0 advance from Net premia Fund for purchase of Plant and Machinery in 1946-47 ...	47,156		
Rs. 97,972-4-0 Advance from Net Premia Fund for purchase of Plant and Machinery in 1947-48 ...	21,276		
Rs. 93,034-13-6 Advance from Net Premia Fund for purchase of Plant and Machinery in 1948-49 ...	32,588		
Rs. 1,23,619-2-6 Advance from Net Premia Fund for purchase of Plant and Machinery in 1949-50.	72,379		
Rs. 3,95,820-3-6 Advance from Net Premia Fund for purchase of Plant and Machinery in 1951-52...	31,207		
Rs. 36,349-2-0 Advance from K.E.M. Hospital and G.S.M. College Research Fund for Purchase of Plant and Machinery in 1951-52. ...	5,981		
Rs. 8,08,361-3-7 Advance from Net Premia Fund for purchase of Plant and Machinery in 1952-53 ...	1,61,819		
Rs. 3,52,632-1-3 Advance from Municipal Fire and Accident Insurance Fund for purchase of Plant and Machinery in 1952-53 ...	25,276		
Rs. 81,088-8-0 Advance from Depreciation Fund for replacement of Plant and Machinery in 1952-53 ...	1,242		
Rs. 3,04,224-12-9 Advance from Net Premia Fund ...	11,937		
Rs. 4,36,209-15-9 Advance from Municipal Fire & Accident Insurance Fund ...	1,55,126		
Rs. 4,909-7-0 Advance from G. S. M. College and K. E. M. Hospital Research Fund ...	789		
Rs. 12,513-8-6 Advance from Net Premia Fund ...	7,133		
Rs. 1,11,429-0-1 Advance from Municipal Accident & Insurance Fund.	6,980		
Rs. 2,99,153 Advance from Net Premia Fund ...	3,776		
Rs. 283,210-14-4 Advance from Municipal Fire and Accident Insurance Fund ...	1,93,918		
Rs. 2,18,692-13-0 Advance from repreciation fund for replacement of Plant and Machinery ...	8,266		
Rs. 3,41,793-15-0 Advance from Plant and Machinery pre,reciation Fund ...	99,493		
	8,97,728		
II.—SINKING FUNDS ON MUNICIPAL LOANS (invested as per contra) ...	3,07,28,364		
III.—SPECIAL FUNDS—			
Net Premia Fund (invested as per contra) ...	32,69,830		
IV.—CAPITAL ACCOUNT—			
General Reserve being Assets in excess of Liabilities	8,42,14,633		
Less—Assets Written off ...	10,11,651		
	8,32,03,032		
Total ...	32,58,63,800	Total ...	32,58,63,800

T. V. DORAISWAMY,
Chief Accountant.

P. R. NAYAK,
Municipal Commissioner.

Appendix No. 13
MARKETS AND SLAUGHTER HOUSES ACCOUNT
Revenue Account for the year ended 31st March 1956

INCOME.	Rs.	EXPENDITURE.	Rs.
Income for the year— <i>vide</i> details in Appendix No. 3	39,58,743	Maintenance Charges of—including Refrigerator charges <i>vide</i> Appendix No. 4) =	11,23,010
		Provident Fund and Pension etc., charges	52,769
		Proportion of General Supervision	68,387
		Dearyness Allowance	3,12,217
		New Works out of Current Revenue	18,601
		Total Expenditure	15,74,984
		Surplus carried down	23,83,759
	39,58,743	Total Rs.	39,58,743

Appendix No. 13—(Contd.)
MARKETS AND SLAUGHTER HOUSES ACCOUNT
Net Revenue Account for the year ended 31st March 1956

	Rs.	Interest on Loans	Rs.
Surplus brought down ...	23,83,759		
		Due to Government—	
		<i>Due to public—</i>	
		Rs. 24½ Lakhs Loan	848
		Rs. 30 Lakhs Loan (1937-38)	2,329
		Rs. 30 Lakhs Loan (1938-39)	4,466
		Rs. 48 Lakhs Loan (1940-41)	4,852
		Rs. 25 Lakhs Loan (1941-42)	2,681
		Rs. 20 Lakhs Loan (1943-44)	591
		Rs. 22 Lakhs Loan (1944-45)	847
		Rs. 25 Lakhs Loan (1945-46)	425
		Rs. 54 Lakhs Loan (1946-47)	27
		Rs. 61 Lakhs Loan (1948-49)	1,085
		Rs. 75 Lakhs Loan (1947-48)	3,941
		Rs. 80 Lakhs Loan (1950-51)	15,562
		Rs. 60 Lakhs Loan (1951-52)	9,300
		Rs. 69 Lakhs Loan 1952-53	2,126
		Rs. 85 Lakhs Loan (1953-54)	1,012
		Rs. 1,92,49,000 Loan 1954-55	25,893
		Rs. 18½ Lakhs Loan 1955-56	3,086
		Rs. 30 Lakhs Loan 1955-56	50
			79,121
		Advance from Special Funds—	
		Rs. 8½ Lakhs Advance from Plant and Machinery Depreciation Fund	839
		Rs. 93,034-13-6 Advance from Net Premia Fund for purchase of Plant & Machinery	331
		Rs. 53,323-11-0 Advance from Municipal Fire and Accident Insu. Fund	1,143
		Rs. 80,908-13-0 Advance do.	245
		Rs. 3,52,682-11-3 do. do.	443
		Rs. 26,504-4-0 Advance from Precast concrete Slab Pavement Renewal Fund	8
		Rs. 4,36,209-13-9 Advance from Municipal Fire and Accident Insurance Fund	865
		Rs. 71,817-4-0 Advance from Precast Concrete Slab Pavement Renewal Fund	2,083
		Rs. 2,39,815-6-0 Advance from Depreciation Fund for replacement of Plant and Machinery purchased out of Loan Fund	655
		Rs. 1,11,429-0-1 Advance from Municipal Fire and Accident Insurance Fund	54
		Rs. 98,061-8-0 Advance from Slum Service Fund	426
		Rs. 1,62,294-13-0 Advance from Plant and Machinery Depreciation Fund	288
		Rs. 1,15,656-4-0 Advance from Depreciation Fund for replacement Plant and Machinery purchased out of Loan Fund	9
		Rs. 35,575-9-0 Advance from Precast concrete slabs Pavement Renewal Fund	155
			7,549
		Interest Accrued but not Paid	
		Accrued Interest on Rs. 180 Loan of 1955-56	2,019
			2,019
		Commission to the State Bank of India for the payment of Interest on the portions of the different Loans	144
		Miscellaneous Loan Charges including Commission paid to the State Bank of India for drawing interest on Sinking Fund Investments	15
			159
		Reduction of Debt or Investment of Sinking Fund	
		Rs. 24½ Lakhs Loan	593
		Rs. 30 Lakhs Loan (1937-38)	1,631
		Rs. 30 Lakhs Loan (1938-39)	3,129
		Rs. 48 Lakhs Loan (1940-41)	2,914
		Rs. 25 Lakhs Loan (1941-42)	1,609
		Rs. 20 Lakhs Loan (1943-44)	355
		Rs. 22 Lakhs Loan (1944-45)	509
		Rs. 25 Lakhs Loan (1945-46)	255
		Rs. 54 Lakhs Loan (1946-47)	19
		Rs. 61 Lakhs Loan (1948-49)	760
		Rs. 75 Lakhs Loan (1947-48)	2,563
		Rs. 80 Lakhs Loan (1950-51)	10,064
		Rs. 60 Lakhs Loan (1951-52)	13,335
		Rs. 69 Lacs Loan 1952-53	2,704
		Rs. 85 Lakhs Loan 1953-54	872
		Rs. 1,92,49,000 Loan 1954-55	20,871
		Rs. 8½ Lakhs Advance from Plant and Machinery Depreciation Fund	2,010
		Rs. 53,323-11-0 Advance from Municipal Fire and Accident Insurance Fund	3,324
		Rs. 93,034-13-6 Advance from Net Premia Fund for purchase of Plant and Machinery	1,442
		Rs. 80,908-13-0 Advance from Municipal Fire and Accident Insurance Fund	7,530
		Rs. 3,52,682-11-3 Advance from Municipal Fire and Accident Insurance Fund	3,592
		Rs. 26,504-4-0 Advance from Precast Concrete Slab Pavement Renewal Fund	61
		Rs. 4,36,209-13-9 Advance from Municipal Fire and Accident Insurance Fund	5,095
		Rs. 7,1817-4-0 Advance from Precast Concrete Slab Pavement Renewal Fund	12,262
		Rs. 2,39,815-6-0 Advance from Depreciation Fund for replacement of Plant and Machinery purchased out of Loan Fund	3,857
		Rs. 1,11,429-0-1 Advance from Municipal Fire and Accident Insurance Fund	252
		Rs. 98,061-8-0 Advance from Slum Service Fund	1,966
		Rs. 1,62,294-13-0 Advance from Plant and Machinery Depreciation Fund	1,328
		Rs. 1,15,656-4-0 Advance from Depreciation Fund for replacement of Plant and Machinery purchased out of Loan Fund	42
		Rs. 35,575-9-0 Advance from Precast concrete slabs Pavement Renewal Fund	714
			1,05,718
		Total Debt Charges	1,94,516
		Surplus—Excess of Income over Expenditure	21,81,193
	23,83,759	Total Rs.	23,83,759

T. V. DORAISWAMY,
Chief Accountant.

P. R. NAYAK,
Municipal Commissioner.

Appendix No. 14
MUNICIPAL PRINTING PRESS
Income and Expenditure for the year 1955-56

Expenditure.	Details.	Amount.	Income.	Details.	Amount.
	Rs. a. p.	Rs. a. p.		Rs.	Rs.
Materials on hand and works in progress on 1st April 1955 } Including amounts with the Reserve Bank of India }	Rs. ...	5,61,370 13 7			
Expenditure during the year—					
Establishment—					
(a) Permanent	56,796 4 5				
(b) Allowances	19,847 5 9	76,643 10 2			
Labour	...	3,01,367 0 8			
Materials	...	2,70,362 2 2			
Work through outside Agencies	...	9,658 15 9			
Electric Power	...	3,807 4 2			
Contingencies—					
Printing	2,622 4 3		Amount chargeable to the departments for work done		8,57,483 4 0
Stationery	826 8 8				
Books and Dead Stock	930 12 3				
Lighting	2,570 10 0				
Miscellaneous	7,082 11 10				
Telephones	Cr. 1 1 1	14,031 13 11			
Repairs to and Maint.—					
(a) Buildings	4,322 15 11		Amount chargeable to the private parties for work done		1,65,995 8 0
(b) Machinery	11,303 14 0	15,626 13 11			
Rent	...	3,714 14 9			
Provident Fund	...	22,139 2 0			
Debt charges—			Amount of sale of waste paper & Metal ash etc.		3,800 12 9
(1) Interest	32,890 15 0				
(2) Repayment of capital	34,751 5 0	67,642 4 0			
Maintenance of delivery van	...	874 1 9	Stock at close—		
Private Works—		7,85,868 3 3	Works in progress	1,02,080 11 0	
Labour	44,631 2 0		Materials on hand	3,77,122 9 0	4,79,203 4 0
Materials	55,524 3 0		Deposit with Reserve Bank of India		7,455 3 0
		*1,00,155 5 0			
Difference representing surplus (1) Rs. 703-6-11 on departmental works and (2) Rs. 5,840-3-0 on private works transferred to revenue.		6,543 9 11			
		14,53,937 15 9			14,53,937 15 9

124

* Out of this an amount of Rs. 43,520 is met out of Sundry advances—a miscellanees advances provisionally for want of sufficient balance under Advance—Private Works.

T. V. DORAISWAMY,
Chief Accountant.

P. R. NAYAK,
Municipal Commissioner.

Appendix No. 14—A

Statement of Advance for 1955-56

Name of Account.	Opening Balance on 1st April 1955.	Debits during 1955-56.	Total.	Credits during 1955-56.	Closing Balance on 31st March 1956.
	Rs.	Rs.	Rs.	Rs.	Rs.
Departmental Works—					
Water Works	2,73,486	64,021	3,37,507	1,23,471	2,14,036
Printing Press	7,64,315	7,85,868	15,50,183	7,40,438	8,09,745(a)
Workshops	6,63,806	4,58,381	11,22,187	3,45,009	7,77,178
Architectural Branch	2,08,782	—14,475Cr.	1,94,307	41,432	1,52,875
Roads, Buildings and Drainage	11,00,252	14,44,316	25,44,568	16,20,734	9,23,784
Health Department	13,196	13,220	26,416	7,176	19,240
Total	30,23,837	27,51,331	57,75,168	28,78,310	28,96,858
Private Works—					
Workshops	2,385	7,445	9,830	1,922	7,908
Water Works	3,10,655	88,688	3,99,343	82,648	3,16,695
Roads, Buildings and Drainage	7,12,087	6,67,394	13,79,481	5,73,346	8,06,135
Architectural Branch	6,664	160	6,824	193	6,631
Health Department	2,465	—	2,465	—	2,465
Printing Press	53,487	81,635	1,35,122	1,43,623	—8,501C
House Numbering	9,962	4,651	14,613	3,056	11,557
Total	10,97,705	8,49,973	19,47,678	8,04,788	11,42,890
Asphalt Plant, Crushers, etc.—					
Asphalt Plant	5,75,744	9,13,354	14,89,098	6,72,492	8,16,606(b)
Sewri Crushers	1,96,935	2,30,008	4,26,943	1,62,161	2,64,782(c)
Mechanical Transport	1,83,101	2,10,862	3,93,963	1,28,891	2,65,072(d)
Worli Crushers	2,61,357	2,80,002	5,44,359	1,84,930	3,59,429(e)
Pre-cast Concrete Slabs	29,563	8,149	37,712	1,683	36,029(f)
Manufacture of concrete covers	5,817	8,848	14,665	5,397	9,268(h)
Municipal Foundry	42,580	72,881	1,15,461	..	1,15,461(i)
Total	12,98,097	17,24,104	30,22,201	11,55,554	18,66,647
Municipal Officers—					
Dishonoured cheques	—	10,85,895	10,85,895	10,85,895	—
Standing advance for Contingent Expenses	86,040	7,825	93,865	1,920	91,945
Motor cars and motor cycles to officers	76,717	14,795	91,512	37,564	53,948
Cycle advances to Subordinates	779	200	979	630	349
Total	1,63,536	11,08,715	12,72,251	11,26,009	1,46,242
Sundry Advances					
Advance for demolition of unauthorised structures and for removal of unsafe building in the City.	24,72,582	25,81,517	50,57,099	21,47,051	29,10,048
Total	3,410	10,464	13,874	5,446	8,428
Total	24,75,992	25,94,981	50,70,973	21,52,497	29,18,476
Municipal Contractors					
Municipal Tenderers	Cr 6,301	4,601	Cr 1,700	5,124	Cr 6,824
Purchase of Coal	1	14,977	14,978	11,980	2,998
Purchase of Petrol	460	—	460	—	460
	1,85,725	5,45,814	7,31,539	4,52,876	2,78,663(g)
Total	1,79,885	5,65,392	7,45,277	4,69,980	2,75,297
Grand Total	82,39,052	95,94,496	1,78,33,548	85,87,138	92,46,410

(a) Works in progress	Rs. 1,02,080				
Materials on hand	3,77,123				
Outstanding Bills	3,23,087				
Deposit with Reserve Bank of India	7,455				
Total	8,09,745				
(b) Stock on hand	Rs. 1,11,058	(c) Stock on hand	Rs. 62,882	(d) Outstanding bills	Rs. 1,64,250
Outstanding bills	6,65,827	Outstanding Bills	73,526	Unadjusted Loss	1,00,822
Unadjusted Loss	39,721	Unadjusted Loss	1,28,374	(e) Stock on hand	Rs. 68,485
Total	8,16,606	Total	2,64,732	Outstanding bills	1,06,579
				Unadjusted Loss	1,84,765
				Total	3,59,429
(f) Outstanding Petrol and Diesel oil bills	Rs. 2,59,780	(g) Stock on hand	Rs. 399	(h) Stock on hand	Rs. 399
Stock in hand with M. E. Petrol	18,062	Outstanding bills	4,610	Outstanding bills	1,14,036
Stock in hand Diesel oil	1,367	Unadjusted Loss	4,240	Stock on hand	5,332
Total	2,79,209	Total	9,268	Total	1,19,368
Less—Stock to be paid in 1956-57	546	Less—	—	unadjusted Profit—	3,907
Total	2,78,663				1,15,461

T. V. DORAISWAMY,
Chief Accountant.

P. R. NAYAK,
Municipal Commissioner.

Appendix No. 14-B

Statement showing Advances out of Special Funds during 1955-56.

Name of Account.	Opening Balance on 1st April 1955.	Debits during 1955-56.	Total.	Credits during 1955-56.	Closing Balance on 31st March 1956.
	Rs.	Rs.	Rs.	Rs.	Rs.
Charges to be met out of—					
Municipal Fire and Accident Insurance Fund	3,866	3,866	3,866	...
Net Premia Fund	247	247	247	...
Fines Fund	25	1,09,607	1,09,632	1,09,632	...
Garden Fund (a) Victoria Gardens	23,763	23,763	23,763	...
G. S. M. College and K. E. M. Hospital Research Fund	23,130	23,130	23,130	...
K. E. M. Hospital & G. S. M. College Equipment Fund	30,213	30,213	30,213	...
Welfare Fund	96,924	96,924	96,924	...
Fidelity Guarantee Insurance Fund	3,000	3,000	3,000	...
Advance from Plant and Machinery Depreciation Fund for—					
Purchases of Machinery, etc., pending adjustment against the provisions for depreciation in subsequent years	1,265	89,001	90,266	90,266	...
Advance from Plant and Machinery Depreciation Fund for Levelling Metalling etc., Private Streets	3,87,024	41,072	4,28,096	6,972	4,21,124
Advance from Net Premia Fund for purchase of Machinery for the Municipal Printing Press	1,14,043	...	1,14,043	8,864	1,04,179
Advance from Net Premia Fund for to repay 5% 28 lakhs loan	2,07,378	...	2,07,378	38,288	1,69,090
Advances for Capital Works from—					
Municipal Fire and Accident Insurance Fund	11,63,232	2,83,211	14,46,443	2,54,743	11,91,700
Plant and Machinery Depreciation Fund	14,92,763	3,41,794	18,34,557	4,48,853	13,85,704
Renewal of Road Surfaces Fund	11,18,259	1,357	11,19,616	2,81,369	8,38,247
Net Premia Fund	37,27,268	2,59,153	40,26,421	6,68,553	33,57,868
Depreciation Fund for replacement of Plant & Machinery purchased out of Loan Fund	4,53,866	2,18,693	6,72,559	1,61,170	5,11,389
K. E. M. Hospital and G. S. M. College Research Fund	28,855	...	28,855	17,772	11,083
Advance from K. E. M. Hospital and G. S. M. College equipment Fund for purchase of Machinery for Municipal Printing Press	80,567	4,030	84,597	33,579	51,027
Slum Service Fund	1,38,416	41,655	1,80,071	35,751	1,44,320
Hospital Fund	7,66,579	86,422	8,53,001	3,50,516	5,02,485
Precast Concrete Slab Pavement Renewal Fund	1,39,922	93,893	2,33,815	45,553	1,88,262
Gardens Fund (a) Victoria Gardens	98,356	65,979	1,64,335	28,862	1,35,473
Total Rs.	99,17,818	18,57,010	1,17,74,828	27,62,877	90,11,951

T. V. DORAISWAMY,
Chief Accountant,

P. R. NAYAK,
Municipal Commissioner.

Appendix No. 14-C
Statement of Deposit Accounts for 1955-56

Name of Account	Opening Balance on 1st April 1955.	Credits during 1955-56.	Total.	Debits during 1955-56.	Closing Balance on 31st March 1956.
	Rs.	Rs.	Rs.	Rs.	Rs.
A.—Cash Deposits from Contractors, etc.—					
(1) From Contractors	14,87,090	14,60,245	29,47,335	11,48,787	17,98,548
(2) From Tenderers	7,00,695	17,11,366	24,12,061	17,13,918	6,98,143
(4) Tenderers on approved list	2,20,120	32,000	2,52,120	10,000	2,42,120
	24,07,905	32,03,611	56,11,516	28,72,705	27,38,811
B.—Cash Deposits from private parties received through Departmental Officers—					
(1) City Engineer	26,79,347	14,85,016	41,64,363	6,97,185	34,67,178
(2) Hydraulic Engineer	14,52,373	8,23,622	22,75,995	2,22,984	20,53,011
(3) Assessor and Collector	21,27,498	1,76,67,752	1,97,95,250	1,71,34,595	26,60,655
(4) Executive Health Officer	5,60,098	75,391	6,35,489	5,53,172	82,317
(5) Estate Agent and Land Manager—					
(i) Improvement Schemes	22,25,356	5,57,215	27,83,571	3,31,781	24,51,790
(ii) Municipal Properties	8,72,541	2,58,078	11,30,619	1,40,080	9,90,539
(6) Dean, (i) K. E. M. Hospital	1,52,446	40,878	1,93,324	24,119	1,69,205
Dean, (ii) G. S. M. College	15,510	67,810	83,320	66,743	16,577
Dean (iii) Municipal Group of Hospitals Sion	1,11,367	1,05,652	2,17,019	97,476	1,19,543
(7) Superintendent of Licences	4,96,048	6,49,819	11,45,867	4,35,610	7,10,257
(8) Superintendent of Markets	71,693	2,35,895	3,08,588	1,64,190	1,44,398
(9) Controller of Stores	3,51,088	5,47,068	8,98,156	2,44,526	6,53,630
(10) Election and Town Duty Officer	3,504	8,839	12,343	5,665	6,678
(11) Municipal Commissioner	203	272	475	217	258
(13) M. S.	1	16	17	15	2
(14) Curator Museum	5,533	3,336	8,869	2,708	6,161
(15) Solr to Corp.	40	...	40	40	...
(16) Chief Officer, Fire Brigade	1,683	2,085	3,768	3,318	450
(17) Superintendent of Gardens	10,973	52,966	63,939	53,532	10,407
(18) Mechanical Engineer	19,421	12,595	32,016	15,965	16,051
(19) Dean T.N.M. College B.Y.L. Nair & Nair Hosp. Dental College	82,343	44,803	1,27,146	63,911	63,235
(20) Chief Inspector, Shops Esstt.	2,965	32,584	35,549	30,538	5,011
(21) Editor Bombay Civic Journal	4,045	3,005	7,050	6,345	705
(22) M.G.M. O.S.Pool	3,703	3,703	2,507	1,196
	1,12,47,076	2,26,79,400	3,39,26,476	2,02,97,222	1,36,29,254
C.—Other Cash Deposits					
	43,40,165	3,04,63,921	3,48,04,086	2,87,54,501	60,49,585
D.—Cash Deposits from Lessees					
	28,41,719	1,16,522	29,58,241	1,11,313	28,46,928
E.—Paper Deposits (Kept in Office)—					
(1) From Contractors, etc.	1,82,100	14,63,815	16,45,915	15,26,015	1,19,900
(2) From Tenderers	3,61,350	3,33,550	6,94,900	2,72,800	4,22,100
(4) Securities held under objection	78,900	2,83,000	3,61,900	2,92,000	69,900
	6,22,350	20,80,365	27,02,715	20,90,815	6,11,900
F.—Paper Deposits from Municipal employees and contractors lodged with the Imperial Bank of India					
	31,41,750	15,85,165	47,26,915	5,99,550	41,27,365
G.—Paper Deposits from lessees, etc., lodged with the Imperial Bank of India					
	21,85,530	1,46,500	23,32,030	1,59,800	21,72,230
H.—Cash Deposits received from Ex-Municipal Employees and from Employees in service joining Pension Scheme					
	...	19,11,192	19,11,192	62	19,11,130
I.—Deposit from A. G. in connection with the work of setting of Tulsī pipe line etc.					
	30,188	20	30,208	5,335	24,873
J.—Citizens Special Emergency Relief Fund					
	1,190	...	1,190	...	1,190
K.—Mayor's Special Emergency Relief Fund					
	1,434	...	1,434	...	1,434
L.—Cash Deposits from Accountant General Bombay in respect of Municipal claims arising from Bombay Explosions					
	1,78,103	...	1,78,103	1,667	1,76,436
N.—Deposit from Citizens Emergency Relief Committee					
	69,380	...	69,380	...	69,380
O.—Rent in respect of 300 Rooms at Arthur Road					
	91,639	78,782	1,70,421	85,436	84,985
P.—Rent in respect of 100 Rooms at Wadala Road					
	30,129	...	30,129	...	30,129
Q.—Deposit received from the Govt. on account of capitalized value of the pension for the Fire Brigade staff					
	50,737	...	50,737	5,637	45,100
R.—Sales Tax ... 1 Sales Tax					
	3,517	5,463	8,980	6,549	2,431
... 2 General Tax					
	2,266	4,634	6,900	5,193	1,707
T.—Cash Deposit from C.E.R. Committee for the construction of 30 Tenements at Shantinagar					
	55,682	...	55,682	20,734	34,948
V.—Purchase Tax					
	199	103	302	...	302
TOTAL ...	2,73,00,959	6,22,75,678	8,95,76,637	5,50,16,519	3,45,60,118

T. V. DORAISWAMY,
Chief Accountant.

P. R. NAYAK,
Municipal Commissioner.

Appendix No. 14-D
Statement of Reserve stock for 1955-56

Name of Account.	Opening Balance on 1st April 1955.	Debits during 1955-56.	Total.	Credits during 1955-56.	Closing Balance on 31st March 1956.
	Rs.	Rs.	Rs.	Rs.	Rs.
General Stores Account	21,41,754	15,54,703	36,96,457	19,88,514	17,07,943
Capital Stores Account	† 6,42,321	51,38,788	57,81,109	51,34,467*	6,46,642
Lint Suspense Account	84,256	...	84,256	1,160	83,096
Total ...	28,68,331	66,93,491	95,61,822	71,24,141	24,37,681

* Out of this credit of Rs. 6,42,321 is due to transfer of Capital Stock Account from Revenue Account to Loan Works Account.

† In addition to this an amount of Rs. 87,71,313 is shown under Loan Works Account.

T. V. DORAISWAMY,
Chief Accountant.

P. R. NAYAK,
Municipal Commissioner.

Appendix No. 14-E

Statement showing 'Interest accrued but not paid' in respect of the following Municipal Loans credited to Suspense account pending adjustment in their respective years of repayment, outstanding on 31st March 1956.

Year of Adjustment.	Particulars of Loans.	Amount of Interest accrued but not paid outstanding.		Date of Maturity of the Loan.
		Rs.	a. p.	
1927-28	" 25 Lakhs Loan	31,250	0 0	1- 1-1953
1929-30	" 37 " "	21,846	0 0	1- 8-1959
1923-24	" 70 " " Portion Rs. 20,60,000	27,466	10 8	1- 6-1974
1925-26	" 10 " "	12,500	0 0	1- 7-1980
1937-38	" 9 " "	1,313	0 0	14- 3-1966
"	" 24½ " "	12,250	0 0	1- 2-1967
1938-39	" 30 " " of 1937-38	4,250	0 0	14- 3-1968
1940-41	" 30 " " of 1938-39	7,500	0 0	1- 3-1969
1940-41	" 64 " " of 1939-40	16,000	0 0	1- 3-1970
1941-42	" 48 " " of 1940-41	14,000	0 0	1- 3-1971
1942-43	" 25 " " of 1941-42	7,291	10 8	1- 3-1972
1945-46	" 20 " " of 1943-44	5,833	5 4	1- 3-1974
1946-47	" 22 " " of 1944-45	6,416	10 8	1- 3-1975
1947-48	" 25 " " of 1945-46	7,291	10 8	1- 3-1976
1948-49	" 54 " " of 1946-47	13,500	0 0	1- 3-1977
1948-49	" 7½ " " of 1947-48	40,625	0 0	1- 8-1977
1951-52	" 2 Crores " of 1950-51	81,250	0 0	16- 8-1965
1951-52	" 80 Lakhs " of 1950-51	32,500	0 0	1- 9-1980
1951-52	" 17.97 " " of 1950-51	17,970	0 0	1-12-1960
1951-52	" 88,14,500 " of 1949-50	11,936	5 0	15- 9-1979
1952-53	" 61 " " of 1948-49	15,250	0 0	1- 3-1979
1952-53	" 10 " " of 1950-51	2,709	0 0	16- 8-1965
1952-53	" 1.75 Crores " of 1951-52	3,24,480	0 0	3-10-1966
1953-54	" 244,14,500 " of 1952-53	81,381	11 0	1- 9-1964
1953-54	" 60 Lakhs " of 1951-52	28,125	0 0	16- 8-1966
1953-54	" 69 " " of 1952-53	23,000	0 0	1- 9-1967
1953-54	" 10 " " of 1950-51	361	0 0	16- 8-1965
1953-54	" 1.75 Crores " of 1951-52	622	0 0	3-10-1966
1954-55	" 33 Lakhs " of 1951-52	19,468	12 0	3-10-1966
1954-55	" 39 " " of 1952-53	1,559	9 0	1- 9-1964
1954-55	" 110 " " of 1953-54	36,666	11 0	1- 9-1963
1954-55	" 85 " " of 1953-54	28,333	5 0	1- 9-1973
1954-55	" 50 " " of 1953-54	16,666	11 0	1- 9-1973
1955-56	" 175,34,000 " of 1951-52	7	9 0	3-10-1966
1955-56	" 1,92,49,000 Loan of 1954-55	60,000	0 0	1-9-1964
1955-56	" 70 Laks Loan of 1954-55	23,333	5 4	1-3-1975
	Total Rs.	10,30,950	14 4	

T. V. DORAISWAMY,
Chief Accountant.

P. R. NAYAK,
Municipal Commissioner.

Statement showing the amounts of the Receipts and Expenditure respectively credited to the credit of the Fund at the close of the

		Details.			Total.		
		Rs.	a.	p.	Rs.	a.	p.
RECEIPTS—A.—REVENUE ACCOUNT.							
A.—General Tax		3,81,49,843	8	3			
B.—Town Duties		88,11,374	10	0			
C.—Other Receipts							
1. General Tax, indirect Taxation and Miscellaneous Revenue.	(a) Grant-in-aid of the fees for Land Conveyance, Music etc., Licences	13,925	4	0			
	(b) Grant-in-aid in respect of fines for offences against the Law	54,224	0	0			
	(c) Interest and Profit on Investment of Surplus Loan and other balances	16,14,671	5	7			
	(d) Interest on Plant and Machinery Depreciation Fund	1,48,020	14	0			
	(e) Miscellaneous	6,52,759	1	8			
	(f) Receipts on account of Municipal Journal	30,965	5	3			
	(g) Receipts M.G.M.O. Swimming Pool	58,152	7	0			
2. Water Works—Water Tax and other Miscellaneous Water Works Revenue					4,95,33,936	7	9
A.—Water Tax		2,19,79,117	5	6			
B.—Other Receipts		5,91,718	5	1			
3. Education—Primary					2,25,70,835	10	7
4. Education—Secondary					1,319	9	10
5. Public Health Department					3,67,762	15	3
6. Medical Relief and Education					7,76,782	0	8
7. Street Cleansing and Conservancy, Road Watering and Halalkhore Service—							
A.—Halalkhore Tax		70,19,588	12	5			
B.—Other Receipts		3,34,617	3	8			
8. Roads, S. W. Drains and public Lighting—					73,54,206	0	1
A.—Wheel Tax		41,52,753	11	9			
B.—Contribution from Government in lieu of Tolls		25,000	0	0			
C.—Other Receipts							
(a) Ground Rent		33,731	3	0			
(b) Miscellaneous		5,35,999	5	0			
(c) Interest realised on Donations		1,919	0	0			
9. Mechanical					2,71,082	0	2
10. Buildings, Land Acquisition and Management—							
A.—Sale Proceeds of Surplus Land		3,73,194	6	3			
B.—Other Receipts							
(a) Rent of Buildings		1,28,846	12	3			
(b) Ground Rent		2,80,885	4	10			
(c) Miscellaneous		7,59,856	2	4			
11. Fire Brigade—					15,42,782	9	8
A.—Fire Tax		16,87,488	9	0			
B.—Other Receipts		34,079	9	5			
12. Licensing, Removal of Encroachments on Public Streets, Administration of Shops & Establishment Act., 1948 and Theatre Tax					17,21,568	2	5
A.—Licences for Dangerous and Offensive Trades		10,29,880	10	0			
B.—Removal of Encroachments on Public Streets		5,85,076	11	3			
C.—Receipts from administration of Shops & Establishment Act.		1,34,450	4	3			
D.—Miscellaneous		4,88,308	15	3			
E.—Receipts from Theatre Tax		5,63,196	12	0			
13. Gardens and Open Spaces					28,00,913	4	9
14. Markets and Slaughter Houses					1,27,376	10	6
15. Contribution from Capital Funds to Revenue on account of Loan Works Staff					39,58,743	3	3
16. Extraordinary Receipts					3,31,217	4	0
17. Rebate from Government on account of collection of the Urban Immovable Property Tax in the City					1,81,629	5	0
18. Transfers from the B. E. S. & T. Fund					1,84,723	7	0
Total Revenue Receipts Rs.					10,02,28,952	7	67

No. 15.

and debited to the Municipal Fund during the year 1955-56 and the balance year 1955-56 (i. e. 31st March 1956).

	Details.			Total.		
	Rs.	a.	p.	Rs.	a.	p.
RECEIPTS—B.—CAPITAL ACCOUNT—						
Loan Funds—						
Debt—Principal—						
Ra. 180 Lakhs Loan of 1955-56	1,80,00,000	0	0			
4% Rs. 30 Lakhs Loan of 1955-56	30,00,000	0	0			
Rs. 250 Lakhs Loan from Government for V.C.T. Scheme	2,50,00,000	0	0			
Advances from Special Funds for purchase of Plant and Machinery—						
Net Premia Fund	2,99,153	0	0			
Municipal Fire and Accident Insurance Fund	2,83,210	14	4			
K.E.M. Hospital Equipment Fund	4,030	8	0			
Pre-cast Concrete Slab Pavements renewal Fund	93,893	4	0			
Garden Fund (a) Victoria Gardens	65,979	12	4			
Slum Service Fund	41,655	2	0			
Hospital Fund	85,422	4	0			
Renewal of Road Surfaces Fund	1,356	12	0			
Plant and Machinery Depreciation Fund	3,41,793	15	0			
Depreciation Fund for replacement of Plant and Machinery purchased out of Loan Funds	2,18,692	13	0			
Advances from Net Premia Fund and Special Funds for renewal (1) of Surfaces of Roads for which no renewal Fund exists and (2) of Surfaces of Roads taken over from Ex-Trust						
Advance from Net premia fund for Repayment of Ra. 28 lakhs Loan of 1929						
				4,74,36,188	4	8
Trust Fund—						
Government share of the cost of Preliminary Expenses in connection with preparation of the Master Plan for Bombay City and Greater Bombay	29,734	0	0			
Donations	51,001	0	0			
Interest on investments				80,735	0	0
				4,75,16,923	4	8
RECEIPTS—C.—SUSPENSE ACCOUNT—						
I.—Sinking and Special Fund Accounts—						
Sinking Fund account—Municipal	98,56,263	10	6			
Special Fund Accounts	75,17,929	9	3			
Improvement Schemes Fund Account—						
(a) Sinking Fund Account	30,60,076	3	10			
(b) Investment Reserve Fund Account	2,02,501	6	0			
II.—Paper and Cash Accounts—						
(1) Sinking Fund	40,15,470	2	0			
(2) Special Funds	51,74,099	6	9			
(3) Surplus Fund	2,07,02,845	0	8			
(4) Loan Fund	64,05,319	4	0			
(5) Improvement Schemes Funds—						
(a) Sinking Fund	79,233	13	9			
(b) Capital Fund	47,12,376	10	0			
(c) Investment Reserve Fund	80,628	8	0			
State Bank of India and other Local Banks on account of Sundry deposits	11,17,18,348	5	6			
III.—Suspense Accounts—						
Deposit Account	6,22,75,678	14	6			
Reserve Stores Account	51,67,165	8	8			
Capital Stores Accounts	1,05,68,066	4	2			
Purchase of Petrol and Diesel Oil	4,52,876	5	0			
Purchase of Coal						
Advances Departmental Works	17,92,863	15	0			
Advances Municipal Workshops	3,45,009	3	0			
Municipal Foundry						
Worli Crushers	1,84,930	0	0			
Sewri Crushers	1,62,160	11	0			
Mechanical Transport	1,28,890	15	0			
Asphalt Plant	6,72,491	14	0			
Pre-Cast Concrete Slabs	1,682	8	0			
Municipal Printing Press	7,40,438	2	10			
Advances Private Works	8,04,787	14	10			
Advances Special Funds	27,62,876	9	0			
Municipal Contractors	5,124	4	0			
Municipal Tenderers	11,980	2	0			
Sundry Advances	21,47,051	4	1			
Advances for demolition of unauthorised structures and for removal of unsafe Buildings in the City	5,446	0	0			
Advances to Municipal Officers—	40,113	9	0			
Interest Accrued but not paid	83,340	14	4			
Provident Fund	97,16,049	12	5			
Welfare Fund	391	0	0			
Fines Fund	10,002	7	0			
Gardens Fund	60,881	8	6			
Victoria and Albert Museum Fund	8,449	5	6			
Fidelity Guarantee Insurance Fund	11,415	9	0			
Bombay Municipal Corporation Loans Interest Warrants payable Account	50,98,601	6	2			
City of Bombay Improvement Trust Loans Interest Warrants Payable Account	17,09,160	10	4			
Cash Bills outstanding Account	77,773	10	2			
Dishonoured Cheques	10,85,894	13	11			
Cheques payable	26,19,77,955	4	8			
Wages Deposit Account	39,72,272	14	0			
Advance from S. C. B. for financing expenditure on Capital Works pending raising of a new Loan	2,16,98,077	12	1			
Loan Redemption Fund—Municipal	71,04,902	8	0			
Loan Redemption Fund—Improvement Schemes	7,58,537	14	0			
Manufacture of concrete covers—Recoveries	5,397	0	0			
Interest on B. I. T. Loans payable Account	11,620	0	0			
				57,51,85,450	6	5
Total Receipts— C.—Suspense Accounts						

	Details.	Total.
	Rs. a. p.	Rs. a. p.
RECEIPTS—D—IMPROVEMENT SCHEMES ACCOUNT—		
General Account Revenue—		
I.—Rents and other proceeds of Properties	68,60,622 8 11	
II.—Contribution from the Municipal Corporation under section 125 (2)(d) of the Municipal Act.	39,88,977 5 0	
III.—Grant-in-aid out of Tobacco Duty receipts	6,38,653 0 0	
IV.—Interest and Profit on Investments	3,78,223 9 7	
V.—Miscellaneous Receipts	63,934 6 11	
VI.—Appropriation from Capital Account to meet deficit in the General Account	4,62,137 6 11	
	Total Rs.	1,23,92,548 5 4
Capital Account—		
I.—Sale proceeds of Lands, Buildings, etc.	7,38,720 13 9	
II.—Transfer of Revenue Surplus to Capital Account		
	Total—Capital Account Receipts Rs.	7,38,720 13 9
	Total—D.—Improvement Schemes	1,31,31,269 3 1
EXPENDITURE A.—REVENUE ACCOUNT.		
I—General Supervision, Collection of Revenue, etc.—		
A.—General Superintendence	16,18,901 4 8	
B.—Collection of Revenue	13,70,850 8 9	
C.—Upkeep and guarding of Municipal Head Office	82,113 5 1	
D.—General Stores	1,74,068 3 9	
E.—Miscellaneous Charges	3,43,876 12 4	
F.—Election Expenses	6,64,752 15 9	
G.—New Works	13,693 13 0	
H.—Debt Charges	1,72,157 14 8	
Deduct—Proportion of General Superintendence chargeable to Water Works, Fire Brigade Markets, and Improvement Schemes Account and Education Fund account	10,88,638 9 10	33,51,776 4 2
II.—Water Works—		
A.—Maintenance	24,36,572 0 3	
B.—Income Tax on income derived by the Municipality for supply of water to areas outside Municipal Jurisdiction	24,607 10 0	
C.—Provident Fund and Pensions, etc., Charges	2,14,919 9 8	
D.—Proportion of General Supervision and Collection of Revenue, etc.	6,75,769 14 10	
E.—Dearness Allowance	9,63,267 10 0	
F.—New Works	29,235 2 1	
G.—Debt Charges	1,41,64,868 0 6	1,85,09,239 15 4
III.—Education—Primary		
IV.—Education—Secondary—		
A.—Victoria & Albert Museum	38,063 5 9	
B.—Municipal Free Reading rooms & Libraries	44,204 6 9	
C.—Debt charges	1,175 10 0	83,443 6 6
V.—Public Health Department		
A.—General Superintendence	21,27,373 6 11	
B.—Supply of milk to the undernourished needy children attending Municipal Schools	11,03,610 3 6	
C.—New Works	1,479 11 0	
D.—Debt Charges	9,01,865 12 1	
Expenditure other than Estt. in connection with reorganisation scheme		41,34,329 1 6
VI.—Medical Relief and Education—		
A.—Hospitals and Maternity Homes	69,61,123 0 2	
B.—Dispensaries	3,98,297 8 1	
C.—Medical and Nursing Assistance to poor people in their houses	1,431 7 0	
D.—Family planning clinics	27,278 5 3	
E.—Medical Education	11,14,766 13 9	
F.—Statutory Contribution to Government Medical Institutions	4,14,500 0 0	
G.—Clinic for treatment of Leprosy cases	38,292 13 3	
H.—New Works	61,750 7 0	
I.—Providing a convalescent home of 120 Beds with Equipments, Staff quarters near K. E. Hospital	8,427 4 11	
J.—Debt Charges	7,71,670 7 11	97,97,538 3 4
VII.—Street Cleansing and Conservancy, Road Watering and Halalkhore Service—		
A.—Street Cleansing and Conservancy	7,57,841 13 6	
B.—Collection, Loading Removal and disposal of Town Refuse	63,48,561 15 5	
C.—Road Watering	346 2 0	
D.—Halalkhore Service	52,11,396 4 1	
E.—New Works	7,15,050 2 0	
F.—Debt Charges	28,18,028 15 9	1,58,51,225 4 9
VIII.—Roads S. W. Drains and Public Lighting—		
A.—General	2,76,094 2 9	
B.—Maintenance of Roads	24,86,774 14 9	
C.—Public Lighting	22,40,729 14 0	
D.—Maintenance of S. W. Drains	37,033 14 0	
E.—Rebate on Account of the compounded wheel-tax,	17,000 0 0	
F.—Expenditure other than estt in Connection with reorganisation Scheme	18,954 13 0	
G.—Debt Charges	29,50,221 6 2	
H.—New Works	56,895 12 4	80,83,704 13 0
IX.—Mechanical—		
A.—Mechanical Engineer's Office Estt.	3,11,556 4 11	
B.—Supervision of Factories, Workshops and Work-places	14,840 0 0	
C.—New Works		
D.—Debt Charges	96,639 13 11	4,23,036 2 10
	Expenditure—A—Rev. account Carried forward	6,02,34,293 3 5

	Details.	Total.
	Rs. a. p.	Rs. a. p.
EXPENDITURE—C.—SUSPENSE ACCOUNTS—		
I.—Sinking and Special Fund Accounts—		
(1) Sinking Fund Account—Municipal	27,51,772 0 5	
(2) Special Fund Accounts	31,06,282 10 0	
(3) Improvement Schemes Fund Accounts—		
(a) Sinking Fund Account	14,087 0 10	
(b) Investment Reserve Fund Account	899 10 0	
II.—Paper and Cash Accounts—		
(1) Sinking Fund	1,11,19,961 12 1	
(2) Special Funds	1,05,55,576 2 4	
(3) Surplus Fund	1,41,69,603 11 10	
(4) Loan Fund	44,21,718 4 0	
(5) Improvement Schemes Funds—		
(a) Sinking Fund	31,25,223 0 9	
(b) Capital Fund	23,02,143 2 4	
(c) Investment Reserve Fund	2,82,230 4 0	
(6) State Bank of India and other Local Banks on account of Sundry Deposits	12,68,57,455 14 5	
III.—Suspense Accounts—		
Deposit Account	5,50,16,519 6 9	
Reserve Stores Accounts	54,21,628 13 5	
Capital Stores Accounts	1,00,48,986 9 4	
Purchase of Petrol, and Diesel Oil	5,45,814 6 0	
Purchase of Coal		
Advances Departmental Works	15,07,082 0 3	
Advances Municipal Workshop	4,58,381 1 10	
Municipal foundry	72,880 13 8	
Worli Crushers	2,80,001 12 10	
Sewri Crushers	2,30,007 15 2	
Mechanical Transport	2,10,861 8 3	
Asphalt Plant	9,13,353 8 6	
Pre-Cast Concrete Slabs	8,148 8 0	
Municipal Printing Press	7,85,868 3 3	
Advances Private Works	8,49,972 14 11	
Advances Special Funds	18,57,011 9 8	
Municipal Contractors	4,601 14 0	
Municipal Tenderers	14,977 8 0	
Sundry Advances	25,84,517 14 4	
Advance for demolition of unauthorised Structures and for Removal of unsafe Buildings in the City	10,463 12 0	
Repayment of Loans Municipal	71,04,902 8 0	
Do. (Impts. Schemes)	7,58,537 14 0	
Advances to Municipal Officers	22,820 0 0	
Provident Fund	97,16,049 12 5	
Welfare fund	391 0 0	
Fines Fund	10,002 7 0	
Gardens Fund	60,881 8 6	
Victoria and Albert Museum Fund	8,449 5 6	
Fidelity Guarantee Insurance Fund	11,415 9 0	
Bombay Municipal Corporation Loans Interest Warrants payable Account	51,11,060 6 2	
City of Bombay Improvement Trust Loans Interest Warrants Payable Account	17,46,765 0 4	
Dishonoured Cheques	10,85,894 13 11	
Cash Bills outstanding Account	77,727 8 0	
Cheques payable	26,21,30,229 12 8	
Wages Deposit Account	39,72,272 14 0	
Advance from S. C. B. for financing expenditure on Capital Works pending raising of a new Loan	2,16,98,077 12 1	
Interest on B.I.T. Loans payable account	5,080 0 0	
Interest accrued but not paid	33,333 5 4	
Advance for manufacture of concrete Covers Rs.	8,848 5 0	
Total Expenditure—Suspense Accounts		57,30,90,773 11 1

SUMMARY.

Receipts.		Disbursements.
Rs. a. p.		Rs. a. p.
71,77,069 8 2	Balance on 1st April 1955	
10,02,28,952 7 6	A.—Revenue Account	9,31,17,884 1 9
4,75,16,923 4 8	B.—Capital Account	4,77,00,524 4 8
57,51,85,450 6 5	C.—Suspense Account	57,30,90,773 11 1
1,31,31,269 3 1	D.—Improvement Schemes Account	1,60,41,502 10 9
73,60,62,595 5 8		
	Total Rs.	72,99,50,684 12 3
	* Balance on 31st March 1956	1,32,88,980 1 7
74,32,39,664 13 10	Total.	Total Rs. 74,32,39,664 13 10

T. V. DORAISWAMY,
Chief Accountant.

No. 15—Concluded.

	Details.		Total.	
	Rs.	a. p.	Rs.	a. p.
EXPENDITURE—D.—IMPROVEMENT SCHEMES ACCOUNT				
General Account Expenditure—				
A.—Maintenance of Properties and Streets	48,30,631	12 4		
B.—Cost of Management and Establishment	19,89,465	12 10		
C.—Proportionate charges on account of Municipal Supervision	3,00,750	5 0		
	71,20,847	14 2		
Deduct—				
Rs. a. p.				
Proportionate share of cost of Management and Establishment chargeable to				
Do. do. do. (a) General Account	20,40,969	13 10		
(b) Capital Account	2,49,246	4 0		
	22,90,216	1 10	48,30,631	12 4
	22,90,216	1 10		
D.—Debt Charges			75,61,916	9 0
Total			1,23,92,548	5 4
Capital Account—				
Improvement and Street Schemes, etc.			29,37,570	10 6
Proportionate share of cost of Management and Establishment chargeable to General account			2,49,246	4 0
Transfer of Revenue Deficit to Capital Account			4,62,137	6 11
Total			36,48,954	5 5
Total—General and Capital Account Expenditure			1,60,41,502	10 9

	Rs. a. p.		Rs. a. p.	
Bank's reconciliation —				
* Balance as per Bank's Pass Book			48,35,740	5 2
Add—				
Revenue sent to the Bank on 31st March 1956 but acknowledged on 2nd April 1956			6,512	6 0
			48,42,252	11 2
Less—				
Uncashed Cheques			6,38,715	13 9
Balance in Bank as per Day Book (Column No. 10)			42,03,536	13 5
Balance in Office in Government Promissory Notes, etc.	6,12,400	0 0		
Balance in Office in Cash	84,73,043	4 2	90,85,443	4 2
			1,32,88,980	1 7

P. R. NAYAK,
Municipal Commissioner.

Appendix No. 16.

Comparison of Face, Purchase and Market Values as on 31st March 1956 of the different Securities held in the following Special Funds.

Name of Fund.	Particulars of Securities.	Face value.	Purchase rate per cent.	Actual cost at purchase rate.	Market rate per cent.	Value at Market rate.		
		Rs.	Rs. a. p.	Rs. a. p.	Rs. a. p.	Rs. a. p.		
Municipal Fire and Accident Insurance Fund.	4 per cent. Bombay Improvement Trust Debentures	46,600	Par.	46,600 0 0	100 0 0	1,38,000 0 0		
	Do. do.	10,000	89 0 0	8,900 0 0				
	Do. do.	7,200	88 0 0	6,336 0 0				
	Do. do.	23,500	84 8 0	19,857 8 0				
	Do. do.	9,700	84 4 0	8,172 4 0				
	Do. do.	41,000	92 12 0	38,027 8 0				
	3 per cent. Bombay Municipal Debentures	3,92,000	Par.	3,92,000 0 0	Par.	3,92,000 0 0		
	3½ per cent. Do. do.	7,000	Par.	7,000 0 0	Par.	7,000 0 0		
	3½ per cent. Do. do.	22,600	Par.	22,600 0 0	Par.	22,600 0 0		
	3½ per cent. Do. do.	53,400	Par.	53,400 0 0	Par.	53,400 0 0		
	3 per cent. Conversion Loan 1946	6,000	Par.	6,000 0 0	76 12 0	84,425 0 0		
	Do. Do.	1,02,400	101 0 0	1,03,424 0 0				
Do. Do.	1,600	100 15 0	1,615 0 0					
	Total Rs.	7,23,000		7,13,932 4 0		6,97,425 0 0		
Net Premia Fund ...	3 per cent. Government Promissory Notes	900	48 0 0	432 0 0	77 4 0	695 4 0		
	3 per cent. Bombay Municipal Debentures	14,58,300	Par.	14,58,300 0 0	Par.	14,58,300 0 0		
	3 per cent. Conversion Loan 1946	700	Par.	700 0 0	76 12 0	1,17,811 4 0		
	Do. do.	1,52,800	101 0 0	1,54,328 0 0				
	Total Rs.	16,12,700		16,13,760 0 0		15,76,806 8 0		
Provident Fund ...	4 per cent. Government Loan 1960-70	1,23,300	94 4 0	1,16,210 4 0	101 8 0	37,40,275 0 0		
	Do. do.	18,45,500	92 8 0	17,07,087 8 0				
	Do. do.	47,500	88 6 0	41,978 2 0				
	Do. do.	12,01,200	88 0 0	10,57,056 0 0				
	Do. do.	3,36,000	87 10 0	2,94,420 0 0				
	Do. do.	1,31,500	Par.	1,31,500 0 0				
	3 per cent. Government Loan 1963-65	12,90,800	98 0 0	12,64,984 0 0	94 13 0	12,23,839 12 0		
	4 per cent. Bombay Improvement Trust Debentures	1,81,300	Differen rates	1,40,693 0 0	100 0 0	15,98,500 0 0		
	Do. do.	46,100	Par.	46,100 0 0				
	Do. do.	3,80,300	84 4 0	3,20,402 12 0				
	Do. do.	16,700	84 8 0	14,111 8 0				
	Do. do.	9,74,100	92 12 0	9,03,477 12 0				
	Do. do.	6,18,500	Differen rates	5,65,335 0 0				
	5 per cent. Bombay Improvement Trust Debentures	1,91,000	Do.	1,92,531 4 0	104 4 0	6,44,786 4 0		
	Do. do.	59,300	Par.	59,300 0 0	Par.	2,50,300 0 0		
	3½ per cent. Bombay Municipal Debentures	1,08,48,500	Par.	1,08,48,500 0 0	Par.	1,08,48,500 0 0		
	3½ per cent. Bombay Municipal Debentures	21,75,100	par	21,75,100 0 0	Par.	21,75,100 0 0		
	3½ Do. do.	25,12,100	Par.	25,12,100 0 0	Par.	25,12,100 0 0		
	3 per cent. Conversion Loan 1946	29,51,200	100 15 0	29,78,867 8 0	76 12 0	37,65,969 0 0		
	Do. do.	13,73,900	Par.	13,73,900 0 0				
	Do. do.	5,60,700	101 0 0	5,66,307 0 0				
	Do. do.	21,000	99 12 0	20,947 8 0	86 10 0	28,46,064 6 0		
	3½ per cent. Bombay Municipal Debentures	32,85,500	99 8 0	32,69,072 8 0				
	3½ per cent. United Provinces EE Loan	3,41,000	99 0 0	3,37,590 0 0			92 8 0	3,15,425 0 0
	4 per cent. Bombay Municipal Debentures	2,12,60,400	Par.	2,12,60,400 0 0			Par.	2,12,60,400 0 0
	4 Per cent Do. do.	24,80,300	99 8 0	24,67,898 8 0			99 8 0	24,67,898 8 0
	4½ per cent. Bombay Provincial Co-op. Land Mortgage Bank Debentures	10,50,000	97 12 0	10,26,375 0 0			Par.	10,50,000 0 0
	4½ Per cent. Bombay Provincial Co-Operative Land Mortgage Bank Debentures	3,00,000	100 4 0	3,00,750 0 0	100 0 0	3,00,000 0 0		
	4 per cent. Loan 1964	25,00,000	100 7 0	25,10,937 8 0	101 4 0	25,31,250 0 0		
	4½ per cent. Madras Corp. Land Mortgage Bank Debentures	7,00,000	99 10 0	6,97,375 0 0	100 0 0	7,00,000 0 0		
	4½ per cent. Ahmedbad Municipal Debentures...	5,25,000	100 4 0	5,26,312 8 0	100 8 0	5,27,625 0 0		
		Total Rs.	6,03,27,800		5,97,27,620 2 0		5,87,58,032 14 0	
Fines Fund—	4 per cent. Government Loan 1960-70	20,000	88 0 0	17,600 0 0	101 8 0	21,315 0 0		
	Do. do.	500	92 8 0	462 8 0				
	Do. do.	500	Par.	500 0 0				
	4 per cent. Bombay Port Trust Debentures	3,000	70 0 0	2,100 0 0	99 15 0	2,998 2 0		
	4 per cent. Bombay Improvement Trust Debentures	48,900	Par.	48,900 0 0	100 0 0	75,000 0 0		
	Do. do.	11,000	84 4 0	9,267 8 0				
	Do. do.	15,100	92 12 0	14,005 4 0	Par.	48,100 0 0		
	5 per cent. Bombay Municipal Debentures	48,100	Par.	48,100 0 0				
	3 per cent. Government Loan 1963-65	900	98 0 0	882 0 0			94 13 0	853 5 0
	3 per cent. Conversion Loan	44,400	101 0 0	44,844 0 0	76 12 0	34,537 8 0		
Do. do.	600	100 15 0	605 10 0					
	Total Rs.	1,93,000		1,87,266 14 0		1,82,803 15 0		
Plant and Machinery Depreciation Fund.	4 per cent. Government Loan 1960-70	32,600	92 8 0	30,155 0 0	101 8 0	46,385 8 0		
	Do. do.	13,100	87 10 0	11,478 14 0				
	4 per cent. Bombay Improvement Trust Debentures	52,400	Par.	52,400 0 0				
	Do. do.	2,200	84 4 0	1,853 8 0	100 0 0	55,900 0 0		
	Do. do.	1,300	92 12 0	1,205 12 0				
	3 per cent. Bombay Municipal Debentures	8,40,800	Par.	8,40,800 0 0	Par.	8,40,800 0 0		
	3½ Do. do.	1,14,600	Par.	1,14,600 0 0	par.	1,14,600 0 0		
	3 per cent. Conversion Loan 1946	1,41,300	Par.	1,41,300 0 0	76 12 0	1,56,646 12 0		
	Do. Do.	62,800	101	63,428 0 0				
		Total Rs.	12,61,100		12,57,221 2 0		12,14,332 4 0	
	Carried forward Rs.	6,41,17,600		6,34,99,800 6 0		6,24,29,400 9 0		

Appendix 16—(Contd.).

Comparison of Face, Purchase and Market Values as on 31st March 1956 of the different Securities held in the following Special Funds.

Name of Fund.	Particulars of Securities.	Face value.	Purchase	Actual cost	Market rate	Value at Market
		Rs.	rate per cent.	purchase rate.	per cent.	rate.
	Brought over Rs. ...	6,41,17,600		6,34,99,800		6,24,29,400
Renewal of Road Surfaces Fund.	4 per cent. Government Loan 1960-70 ...	1,34,200	92 8 0	1,24,135 0 0	101 8 0	4,18,180 0 0
	Do. do. ...	2,47,400	87 10 0	2,16,784 4 0		
	Do. do. ...	5,100	88 0 0	4,488 0 0		
	Do. do. ...	17,200	94 4 0	16,211 0 0		
	Do. do. ...	8,100	Par	8,100 0 0		
	4 per cent. Bombay Improvement Trust Debentures ...	15,700	Par	15,700 0 0	100 0 0	2,71,300 0 0
	Do. do. ...	13,100	92 12 0	12,150 4 0		
	Do. do. ...	2,41,400	84 4 0	2,03,379 8 0		
	Do. do. ...	1,100	84 8 0	929 8 0		
	3 per cent. Bombay Municipal Debentures ...	5,81,800	Par	5,81,800 0 0	Par	5,81,800 0 0
	3½ per cent. Do. do. ...	13,400	Par	13,400 0 0	Par	13,400 0 0
	3½ Do. do. ...	59,700	Par	59,700 0 0	Par	59,700 0 0
	3 per cent. Conversion Loan 1946 ...	700	Par	700 0 0	76 12 0	844 4 0
Do. do. ...	400	100 15 0	403 12 0			
4 per cent. Bombay Municipal Debentures ...	6,89,300	Par	6,89,300 0 0	Par	6,89,300 0 0	
	Total Rs. ...	20,28,600		19,47,181 4 0		20,34,524 4 0
Garden Fund (a) Victoria Gardens.	4 per cent. Government Loan 1960-70 ...	1,300	Par	1,300 0 0	101 8 0	25,882 8 0
	Do. do. ...	1,800	87 10 0	1,577 4 0		
	Do. do. ...	2,300	92 8 0	2,127 8 0		
	Do. do. ...	900	94 4 0	848 4 0		
	Do. do. ...	19,200	88 0 0	16,896 0 0		
	4 per cent. Bombay Improvement Trust Debentures ...	5,600	Par	5,600 0 0	100 0 0	15,500 0 0
	Do. do. ...	5,030	84 4 0	4,212 8 0		
	Do. do. ...	4,900	92 12 0	4,544 12 0		
	3 per cent. Bombay Municipal Debentures ...	47,900	Par	47,900 0 0	Par	47,900 0 0
	3½ Do. do. ...	18,400	Par	18,400 0 0	Par	18,400 0 0
	3½ Do. do. ...	38,500	Par	38,500 0 0	Par	38,500 0 0
	3 per cent. Conversion Loan 1946 ...	29,000	Par	29,000 0 0	76 12 0	36,763 4 0
	Do. do. ...	18,700	101 0 0	18,887 0 0		
Do. do. ...	200	100 15 0	201 14 0			
4 per cent. Bombay Municipal Debentures ...	9,700	Par	9,700 0 0	Par	9,700 0 0	
	Total Rs. ...	2,03,400		1,99,695 2 0		1,92,645 12 0
(b) Other Gardens ...	3 per cent. Bombay Municipal Debentures ...	83,200	Par	83,200 0 0	Par	83,200 0 0
	3 per cent. Conversion Loan 1946 ...	6,400	Par	6,400 0 0	76 12 0	4,912 0 0
	3½ Do. do. ...	1,800	Par	1,800 0 0	Par	1,800 0 0
	3½ Do. do. ...	8,800	Par	8,800 0 0	Par	8,800 0 0
	4 per cent. Do. do. ...	4,100	Par	4,100 0 0	Par	4,100 0 0
	Total Rs. ...	1,04,300		1,04,300 0 0		1,02,812 0 0
Hospital Fund ...	4 per cent. Government Loan 1960-70 ...	42,400	106 14 6	45,328 4 0	101 8 0	43,949 8 0
	Do. do. ...	900	92 8 0	832 8 0		
	3 per cent. Bombay Municipal Debentures ...	1,11,700	Par	1,11,700 0 0	Par	1,11,700 0 0
	3 per cent. Conversion Loan 1946 ...	1,81,700	Par	1,81,700 0 0	76 12 0	3,26,034 0 0
	Do. do. ...	2,43,100	101	2,45,531 0 0		
	3½ per cent. Municipal Debentures ...	24,000	Par	24,000 0 0	Par	24,000 0 0
	3½ per cent. Do. do. ...	2,06,100	Par	2,06,100 0 0	Par	2,06,100 0 0
4 per cent. Do. do. ...	2,64,100	Par	2,64,100 0 0	Par	2,64,100 0 0	
	Total Rs. ...	10,74,000		10,79,291 12 0		9,75,883 8 0
Slum Service Fund.	3 per cent. Conversion Loan 1946 ...	2,800	Par	2,800 0 0	76 12 0	2,149 0 0
	3 per cent. Bombay Municipal Debentures ...	90,800	Par	90,800 0 0	Par	90,800 0 0
	3½ Do. do. ...	2,600	Par	2,600 0 0	Par	2,600 0 0
	3½ Do. do. ...	6,100	Par	6,100 0 0	Par	6,100 0 0
	3½ per cent. Do. do. ...	400	Par	400 0 0	Par	400 0 0
	Total Rs. ...	1,02,700		1,02,700 0 0		1,02,049 0 0
K.E.M. Hospital and G. S. M. College Equipment Fund.	3 per cent. Bombay Municipal Debentures ...	90,200	Par	90,200 0 0	Par	90,200 0 0
	3 per cent. Conversion Loan 1946 ...	19,500	101	19,695 0 0	76 12 0	14,966 4 0
	3½ per cent. Bombay Municipal Debentures ...	20,400	Par	20,400 0 0	Par	20,400 0 0
	3½ per cent. Do. do. ...	10,600	Par	10,600 0 0	Par	10,600 0 0
	4 per cent. Do. do. ...	10,000	Par	10,000 0 0	Par	10,000 0 0
	Total Rs. ...	1,50,700		1,50,895 0 0		1,46,166 4 0
G. S. M. College and K. E. M. Hospital Research Fund.	4 per cent. Government Loan 1960-70 ...	8,400	92 8 0	7,770 0 0	101 8 0	16,849 0 0
	Do. do. ...	7,800	88 0 0	6,864 0 0		
	Do. do. ...	400	Par	400 0 0		
	3 per cent. Bombay Municipal Debentures ...	83,800	Par	83,800 0 0	Par	83,800 0 0
	4 per cent. Bombay Improvement Trust Debentures ...	400	84 4 0	337 0 0	100 0 0	400 0 0
	3½ per cent. Bombay Municipal Debentures ...	2,500	Par	2,500 0 0	Par	2,500 0 0
	3 per cent. Conversion Loan 1946 ...	57,400	Par	57,400 0 0	76 12 0	53,418 0 0
	Do. do. ...	12,200	101	12,322 0 0		
	3½ per cent. Bombay Municipal Debentures ...	11,100	Par	11,100 0 0	Par	11,100 0 0
	3½ per cent. Do. do. ...	16,600	Par	16,600 0 0	Par	16,600 0 0
	4 per cent. Do. do. ...	21,300	Par	21,300 0 0	Par	21,300 0 0
		Total Rs. ...	2,21,900		2,20,393 0 0	
Precast Concrete Slab Pavements Renewal Fund.	3 per cent. Bombay Municipal Debentures ...	1,27,800	Par	1,27,800 0 0	Par	1,27,800 0 0
	3½ Do. do. ...	26,100	Par	26,100 0 0	Par	26,100 0 0
	3½ per cent. Do. do. ...	26,500	Par	26,500 0 0	Par	26,500 0 0
		1,80,400		1,80,400 0 0		1,80,400 0 0
	Carried forward Rs. ...	6,81,83,600		6,74,84,656 8 0		6,63,69,848 5 0

Appendix No. 16.—(Concluded).

Comparison of Face, Purchase and Market Values as on 31st March 1956 of the different Securities held in the following Special Funds.

Name of Fund.	Particulars of Securities.	Face value.	Purchase rate per cent.	Actual cost purchase rate.	Market rate per cent.	Value at Market rate.
		Rs.	Rs. a. p.	Rs. a. p.	Rs. a. p.	Rs. a. p.
	Brought over ...	6,81,83,600		6,74,84,656 8 0		6,63,69,848 5 0
Fidelity Guarantee Insurance Fund.	3½ per cent. Bombay Municipal Debentures ...	6,700	Par	6,700 0 0	Par	6,700 0 0
	3 per cent. Do. do. ...	91,300	Par	91,300 0 0	Par	91,300 0 0
	3 per cent. Conversion Loan 1946 ...	9,600	Par	9,600 0 0	76 12 0	7,368 0 0
	3½ per cent. Bombay Municipal Debentures ...	7,900	Par	7,900 0 0	Par	7,900 0 0
	4 per cent. Do. do. ...	5,600	Par	5,600 0 0	Par	5,600 0 0
	Total ...	1,21,100		1,21,100 0 0		1,18,868 0 0
Victoria & Albert Museum Fund.	3 per cent. Bombay Municipal Debentures ...	41,300	Par	41,300 0 0	Par	41,300 0 0
	3½ per cent. Bombay Municipal Debentures ...	1,200	Par	1,200 0 0	Par	1,200 0 0
	3½ per cent. Do. do. ...	13,100	Par	13,100 0 0	Par	13,100 0 0
	4 per cent. Do. do. ...	2,400	Par	2,400 0 0	Par	2,400 0 0
	3 per cent. conversion Loan 1946 ...	800	Par	800 0 0	76 12 0	614 0 0
	Total ...	58,800		58,800 0 0		58,614 0 0
Welfare Fund.	3 per cent. Bombay Municipal Debentures ...	1,64,600	Par	1,64,600 0 0	Par	1,64,600 0 0
	3½ per cent. Do. do. ...	1,26,500	Par	1,26,500 0 0	Par	1,26,500 0 0
	4 per cent. Do. do. ...	34,500	Par	34,500 0 0	Par	34,500 0 0
	3½ per cent. Do. do. ...	900	Par	900 0 0	Par	900 0 0
	Total ...	3,26,500		3,26,500 0 0		3,26,500 0 0
Depreciation Fund for replacement of plant and Machinery.	3½ per cent. Bombay Municipal Debentures ...	97,500	Par	97,500 0 0	Par	97,500 0 0
	3 per cent. Do. do. ...	1,91,000	Par	1,91,000 0 0	Par	1,91,000 0 0
	Total ...	2,89,500		2,88,500 0 0		2,88,500 0 0
(Budget 'B')	Total ...	2,89,500		2,88,500 0 0		2,88,500 0 0
Investment Reserve Fund.	3 per cent. Loan 1963-65 ...	4,02,300	98 0 0	3,94,254 0 0	94 13 0	3,81,430 11 0
	3 per cent. Conversion Loan 1946 ...	4,52,300	101 0 0	4,56,823 0 0		
	Do. do. ...	5,63,200	Par	5,63,200 0 0	76 12 0	8,23,757 12 0
	Do. do. ...	37,100	100 15 0	37,447 13 0		
	Do. do. ...	20,700	99 12 0	20,648 4 0		
	3 per cent. Bombay Municipal Debentures ...	23,87,300	Par	23,87,300 0 0	Par	23,87,300 0 0
	3½ Do. do. ...	57,300	Par	57,300 0 0	Par	57,300 0 0
	3½ Do. do. ...	2,00,000	85 14 0	1,71,750 0 0	Par	2,00,000 0 0
	4 per cent. Bombay Impt. Trust Debentures ...	10,39,800	92 12 0	9,64,414 8 0	100 0 0	10,39,800 0 0
	4 per cent. Loan 1960-70 ...	3,87,600	103 0 0	3,99,228 0 0		
	Do. do. ...	2,12,400	88 7 0	1,87,841 4 0		
	Do. do. ...	26,400	87 10 0	23,133 0 0	101 8 0	7,49,070 0 0
	Do. do. ...	78,000	92 8 0	72,150 0 0		
	Do. do. ...	8,400	88 0 0	7,392 0 0		
	Do. do. ...	10,700	97 5 0	10,412 7 0		
	Do. do. ...	14,500	Par	14,500 0 0		
	3½ Per cent. Bombay Municipal Debentures ...	31,300	Par	31,300 0 0	Par	31,300 0 0
	4 per cent. Do. do. ...	2,42,400	Par	2,42,400 0 0	Par	2,42,400 0 0
	Total Rs. ...	61,71,700		60,41,494 4 0		59,12,35 7 0
	GRAND TOTAL ...	7,51,50,200		7,43,21,050 12 0		7,30,74,688 12 0

T. V. DORAISWAMY,
Chief Accountant.

P. R. NAYAK,
Municipal Commissioner.

Appendix No. 16-A.

Comparison of Face, Purchase and Market Values at 31st March 1956 of the different Securities held in the Sinking Fund.

N.B.—Special attention is invited to para. 17 of the Chief Accountant's Report.

Particulars of Securities.	Face value.	Purchase rate per cent.	Book value.		Market rate per cent.	Value at Market rate. (Municipal and Improvement Trust Debentures being valued at par).		
	Rs.		Rs.	a. p.		Rs.	a. p.	
4 per cent. Municipal Debentures ...	40,53,400	Par	40,53,400	0 0	Par	40,53,400	0 0	
5 Do. do. ...	35,00,000	Par	35,00,000	0 0		35,00,000	0 0	
3 Do. do. ...	1,67,46,000	Par	1,67,46,000	0 0		1,67,46,000	0 0	
3½ Do. do. ...	25,86,800	Par	25,86,800	0 0		25,86,800	0 0	
3½ Do. do. ...	2,12,100	94	1,99,374	0 0		2,12,100	0 0	
3½ Do. do. ...	51,98,100	Par	51,98,100	0 0		51,98,100	0 0	
3½ Do. do. ...	25,13,600	Par	25,13,600	0 0		25,13,600	0 0	
4 per cent. Bombay Improvement Trust Debentures ...	15,00,700	84½	12,64,339	12 0		Par	25,31,600	0 0
4 Do. do. ...	1,32,200	84½	1,11,709	0 0				
4 Do. do. ...	5,06,700	92½	4,69,964	4 0				
4 Do. do. ...	3,92,000	Par	3,92,000	0 0				
4½ Do. do. ...	18,100	Par	18,100	0 0				
4 per cent. Bombay Improvement Trust (coupon) Debentures. ...	3,76,600	84½	3,18,227	0 0		Par	5,00,000	0 0
4 Do. do. ...	1,23,400	84½	1,03,964	8 0				
4 per cent. Loan 1960-70 ...	23,300	Par	23,300	0 0	101 8 0	2,01,376	0 0	
4 Do. do. ...	1,75,100	92-8	1,61,967	8 0				
3 per cent. Loan 1963-65 ...	1,93,800	98	1,89,924	0 0	94 13 0	1,83,746	10 0	
3 per cent. Conversion Loan 1946 ...	56,88,500	Par	56,88		76 12 0	72,51,493	8 0	
	33,000	100—15	33,309	6 0				
	37,26,700	101	37,63,967	0 0				
2½ Per cent Loan 1976 ...	8,57,800	82-1	7,03,932	2 0	82 8 0	7,07,685	0 0	
4 per cent. Bombay Improvement Trust Sterling Debentures. ...	£ 25,000	£ 80 at 1s. 6d.	2,66,666	10 8	Par at 1s. 5½ d.	3,33,913	0 8	
3½ per cent National Plan Bond ...	10,00,000	98½	9,85,000	0 0	98 10 0	9,86,250	0 0	
Total Rs. ...	4,95,57,900 £ 25,000		4,92,92,145	2 8		4,75,24,164	2 8	

T. V. DORAISWAMY,
Chief Accountant.

P. R. NAYAK,
Municipal Commissioner

Appendix No. 16-B

Statement showing the amount of and object for which the Donations held under Public Monuments Maintenance Fund were received from different parties up to 31st March 1956.

Name of donor.	Object for which the donation is given.	Particulars of Securities.	Face value.	Rate per cent.	Book value.
			Rs.	Rs. a.	Rs. a.
Sir Mangaldas Nathoobhoy	... Donation for the maintenance of Sir Mangaldas Nathoobhoy Clock at Mumbadevi.	3 per cent. Conversion Loan of 1946	500	Par	500 0
The Secretary, Tata Memorial	... Donation for the maintenance of J. N. Tata Statue	Do. do.	1,200	Do.	1,200 0
The Secretary, Ranade Memorial	... Donation for the maintenance of Ranade Statue	{ 4 per cent. Bombay Improvement Trust Loan due 1962 3 per cent. Conversion Loan of 1946	1,000 200	Do.	1,200 0
Mr. P. J. Mistri	... Donation for the maintenance of N. M. Petit Statue at Gowalia Tank Road	{ Do. do. Do. do.	2,000 1,000	Do. Do.	3,000 0
Messrs. J. D. Framroz, R. B. Jeejeebhoy and P. C. Sethna	... Donation for the maintenance of Sir D. M. Petit Statue	4 per cent. Loan 1960-70	2,400	88 0	2,112 0
Mr. Cassumally Jairajbhoy Peerbhoy	... Donation for the maintenance of a fountain at the junction of Hornby Road and Palton Road.	4 per cent. Loan 1960-70	5,500	92 8	5,087 8
The Secretary, Montague Memorial Fund	... Donation for the maintenance of the Montague Statue at the junction of Marine Lines and Church Gate Street.	{ 3 per cent. Municipal Debentures 4 per cent. Loan 1960-70	1,200 900	Par 88 0	1,200 0 792 0
Mr. Surajmal Hanmantrai	... Donation for the maintenance of a public fountain at Princess Street.	{ 4 per cent. Loan 1960-70 3 per cent. Conversion Loan of 1946	2,600 100	92 8 Par	2,405 0 100 0
Mr. Chaturbhuj Jivandas	... Donation for the maintenance of the new Bandstand at Chowpatty	4 per cent. Government Loan 1960-70	400	88 0	352 0
Mr. Jamnadas Dwarkadas	... Donation for the maintenance of a water trough for watering Victoria horses and bullocks at the junction of Colaba and Pilot Bunder Roads.	Do. do.	400	88 0	352 0
Dr. K. E. Dadachanji	... Donation for the maintenance of a fountain at the junction of Frere Road and Carnac Bridge				7,230 0
Mr. D. P. Kothare	... Donation for the maintenance of a fountain at Mint Road				1,570 0
Mr. K. D. Dhuru	... Donation for the maintenance of a fountain at the junction of old Purbhadevi and Cadell Road.	4 per cent. Government Loan 1960-70	15,200	88 0	452 0
Mr. Gokuldas Karsondas Shroff	... Donation for the maintenance of a cattle trough and drinking fountain at Lady Jamshedji Road.	3 per cent. Conversion Loan of 1946	100	Par	1,041 0
Mr. Fattechand Revaldas	... Donation for the maintenance of a fountain at Narayan Dhuru Street.				353 0
Mr. Hansraj Pragji	... Donation for the maintenance of a cattle trough at Clerk Road				2,830 0
Mr. F. P. Pavri	... Donation for the maintenance of a drinking fountain at the junction of Cadell Road and Old Purbhadevi Road.	4 per cent. Loan 1960-70	600	88 0	528 0
The Secretary, Dr. Dadabhoy Naoroji Memorial Fund.	... Donation for the maintenance of the Statue of Dr. Dadabhoy Naoroji	4 per cent. Loan 1960-70	1,400	88 0	1,232 0
Mr. Khimji Madon Bhujpuria	... Donation for the upkeep of a water trough on site opposite the Jamshed Mill.				
Mr. L. R. Tairsee	... Balance out of donation received from Mr. L. R. Tairsee for the construction of a cattle trough at the top end corner of Walkeshwar near "Tin Batti".	4 per cent. Loan 1960-70	600	88 0	528 0
		Carried forward Rs.	37,300		34,064 8

Appendix No. 16-B.—Concluded.

Name of donor.	Object for which the donation is given.	Particulars of Securities.	Face value.	Rate per cent.	Book value.
			Rs.	Rs. a.	Rs. a.
		Brought forward Rs. ...	37,300		34,064 8
Mr. N. P. Wadia	Balance out of donation received for construction of three cattle troughs at Bhoiwada Road, Parel Tank Road and Sewree Cross Road	4 per cent. Loan 1960-70	1,200	88 0	1,056 0
Mr. F. B. Jeejeebhoy	Balance out of donation received for the construction of a public fountain and water trough at the junction of Suparibag Road and Government Gate Road.	4 per cent. Loan 1960-70	1,500	88 0	1,320 0
Mr. Anantrao Vithoba Kowley	Balance out of donation received for the construction of a fountain and cattle trough at the junction of Bhawani Shanker Road and Gokhale Road.	3 per cent. Conversion Loan 1946	1,500	Par	1,500 0
Mr. Ramdas Raghovji Govindji	Balance out of the donation received for the construction of a fountain and cattle trough at Cave Street.	Do. Do.	1,700	Par	1,700 0
Mr. C. K. Kakade	Balance out of the donation received for the construction of a fountain at Bellasis Road.	4 per cent. Loan 1960-70	200	88 0	176 0
Hon. Secretary, Lok. Tilak Memorial Committee.	Donation for the maintenance of the Statue of Lok. Tilak at Chowpatty Sands.	3 per cent. Conversion Loan 1946	1,400	Par	1,400 0
Mr. M. E. Joshi Memorial Committee	Donation for the maintenance of the marble bust of Mr. M. E. Joshi at Parsi Colony, Dadar.	3 per cent. Municipal Debentures	500	Par	500 0
* Sir Patrick Kelly Memorial Committee	Donation for the maintenance of the Statue of Sir Patrick Kelly, Kt., C.I.E. opposite Crawford Market.	3 per cent. Conversion Loan 1946	800	101	*808 0
Joint Honorary Secretary Dr. A. G. Viegas Memorial Committee.	Donation for the maintenance of the Statue of the late Dr. A. G. Viegas at Dhobi Talao	3 per cent. Municipal Debentures	500	Par	500 0
Khan Bahadur Kawasji J. Petigara Memorial Committee	Donation for the maintenance of the Statue of Khan Bahadur K. J. Petigara.	3 per cent. Conversion Loan 1946	500	Do.	500 0
Sir Dinshaw Watcha, Kt., Memorial Committee	Donation for the maintenance of the Statue of Sir Dinshaw Watcha, Kt.	Do. Do.	1,700	Do.	1,700 0
Trustees of late Kasambhai Vali Gangji's Estate	Donation for the maintenance of a drinking fountain at the junction of Sandhurst Road and New Chinchbunder Road	Do. Do.	500	Do.	500 0
Bai Muktabai W/o of Dr. M. V. Parulekar	Donation for the maintenance of a drinking fountain at Lakhamsey Napoo Road	Do. Do.	700	Do.	700 0
Mr. P. S. Gaikwad	Donation for the maintenance of a drinking fountain near Round Temple Sandhurst Road	Do. Do.	500	97 3	485 15
Ramji Keshawji Fire Services Committee	Donation for fencing Fountain at King's Circle	Do. Do.	1,000	93 4	932 8
Parsi Federal Council	Donation for maintenance of statue of Shri H. C. Aderwala at Vir Nariman Road.	3½ per cent. Municipal Debentures	1,000	Par	1,000 0
		Total	53,000		49,342 15
Mrs. A. M. Stewart	Donation for maintenance of Cemetery No 20 at Antop Hill for the European Jewish Community.	3 per cent. Municipal Debentures	2,500	Par	2,500 0
Rao Bahadur Ellappa Balam	Donation for the maintenance of a Charitable Dispensary at Kamathipura	4 per cent. Bombay Improvement Trust Loan due 1966	5,000	Par	19,500 0
Bai Lingoobai, widow of Rajanna Jaloo	Do. do. do. do.	4 per cent. Bombay Improvement Trust Loan due 1972	14,500	Do.	10,700 0
Colaba Free Dispensary	Donation for the maintenance of Assets of the dispensary taken over by the Municipality on its taking over the dispensary.	3 per cent. Conversion Loan 1946	10,700	Do.	1,051 8
Joint Honorary Secretaries and Treasurers, George V Anti-Tuberculosis League.	Donation for the maintenance of Assets transferred to the Municipality on its taking over the League.	3 per cent. Conversion Loan 1946	1,200	87 10	1,051 8
Mr. Shapurji Sorabji	Donation in connection with the house in Khetwadi given by him for being used as a Maternity Home.	3 per cent. Conversion Loan 1946	1,000	Par	21,000 0
Messrs. Little & Co.	Amount representing balance out of the amount set apart for the purchase of Bai Gowrabai Dispensary Building at Kamathipura.	4 per cent. Municipal Debentures	20,000	Do.	10,000 0
Do.	Donation for meeting charges for repairs, etc., to Bai Gowrabai Dispensary at Kamathipura.	3 per cent. Conversion Loan 1946	5,000	Do.	2,552 0
Unspent balance out of the donation from the estate of the late Mr. Mahomed Haji Saboo Sidick	Donation for establishing and maintaining Maternity Homes in Bombay	4 per cent. Loan 1960-70	2,900	88 0	2,552 0
		3 per cent. Municipal Debentures	5,000	Par	5,000 0
		3 per cent. Municipal Debentures	52,600	Par	52,600 0
		Total	1,22,900		1,22,403 8
Cash held with the State Bank of India					1,74,246 7
					92 0
		Grand Total Rs.	1,78,400		1,74,338 7

141

T. V. DORAISWAMY,
Chief Accountant.

* The balance of Cash after reinvestment of the proceeds of 3½ per cent Loan 1947-50 repaid by Govt. in respect of this donation is presently held in Cash with the State Bank.

P. R. NAYAK,
Municipal Commissioner.

Brought forward Rs. ... 4,76,900

4,62,883-13-6

Appendix No. 16-C

Statement showing the amounts of and object for which the endowments held under Endowment Fund were received from different parties upto 31st March 1956.

Name of donor.	Object for which the endowment is given.	Particulars of Securities.	Face value.	Rate per cent.	Book value.
<i>Scholarships and Prizes.</i>					
The Bhawnagar Durbar	"Bhawnagar State Entrance Scholarship" at G. S. M. College	4 per cent. Government Loan 1960-70	Rs. 5,900	Rs. 88 0	Rs. 5,192 0
Dr. N. A. Purandare	"Savitribai Purandare Prize" at K. E. M. Hospital	Do. do.	300	Par	300 0
Mr. Tulsidas H. Parekh	"Bai Bachubai Thakurdas Parekh Entrance Scholarship" at G. S. M. College.	3 per cent. Conversion Loan 1946	100	Par	100 0
		4 per cent. Government Loan 1960-70	3,700	88 0	3,256 0
Mr. Lalji Naranji	"Lalji Naranji Scholarship" at G. S. M. College	Do. do.	4,500	88 0	3,960 0
Mr. Chaturbhuj Gordhandas Sunderdas	"Chaturbhuj Gordhandas Sunderdas Scholarship" and "Bai Gangabai Gordhandas Sunderdas Scholarship" at G. S. M. College.	Do. do.	9,100	88 0	8,008 0
Dr. (Mrs.) Dossibai Jehangir Rattanshaw Dadabhoj, M.D., M.R.C.P. (Lond.).	"Awabai Rattanshaw Dadabhoj Scholarship" at G. S. M. College.	Do. do.	3,900	88 0	3,432 0
		3 per cent. Conversion Loan 1946	200	Par	200 0
Mr. Jehangir Rattanshaw Dadabhoj	"Rattanshaw Dadabhoj Scholarship" at G. S. M. College	4 per cent. Government Loan 1960-70	3,900	88 0	3,432 0
The Honorary Staff and Professors of the K. E. M. Hospital and G. S. M. College.	"Bahadurji Memorial Scholarship in Surgery" at G. S. M. College.	Do. do.	3,900	88 0	3,432 0
		3 per cent. Conversion Loan	2,100	93 7	1,962 3
		3 per cent. Municipal Debentures	100	Par	100 0
The Trustees of Dr. Choksy's Entertainment Fund.	Donation for endowing a Gold Medal called "Sir Nusserwanji Choksy Memorial Prize Medal" at G. S. M. College.	4 per cent. Government Loan 1960-70	100	Par	100 0
			200	97 5	194 10
		3 per cent. Government Loan 1963-65	300	98 6	295 2
			200	98 0	196 0
H. H. the Maharana Shri Sir Doulatasingji, K.C.I.E., Thakore Saheb of Limbdi.	Donation for awarding a gold medal and a miniature replica of the Challenge Cup.	3 per cent. Conversion Loan	1,900	93 7	1,775 5
Dr. Shirwalkar Memorial Fund Committee	"Dr. Shirwalkar, General Proficiency Scholarship and Medals" at G. S. M. College.	3 per cent. Conversion Loan 1946	6,000	Par	6,000 0
		Do. do.	3,000	Par	3,000 0
Mr. Dhungavri Rangildas Desai	Donation for endowing two prizes of Rs. 20 each to the Nurses of the K. E. M. Hospital.	4 per cent. Municipal Debentures	2,000	Par	2,000 0
		4 per cent. Bombay Port Trust Bonds 1913	1,000	Par	1,000 0
Dr. E. Moses	"Mrs. Abigail Elijah Moses Prize" at K. E. M. Hospital	3 per cent. Conversion Loan 1946	500	Par	500 0
		3 per cent. Conversion Loan 1946	100	101 0	101 0
		3 per cent. Conversion Loan 1946	1,000	Par	1,000 0
		4 per cent. Government Loan 1960-70	9,000	88 0	7,920 0
Messrs. Win and Co., Solicitors, on behalf of the executors of the will of the late Mr. Kassamji Ranchhodji Desai.	"Kassamji Ranchhodji Prize" at K. E. M. Hospital	3 per cent. Government Loan 1963-65	1,200	98 6	1,180 8
		3 per cent. Conversion Loan 1946	900	101 0	909 0
		3 per cent. Municipal Debentures	300	Par	300 0
		3 per cent. Conversion Loan 1946	500	Par	500 0
Dr. H. D'Sa	Mrs. D'Sa Memorial Gold Medal at G. S. M. College	4 per cent. Bombay Port Trust Debentures	3,000	Par	3,000 0
Mrs. Luxmibai Kane	Dr. G. W. Kane Memorial Gold Medal at G. S. M. College	3 per cent. Conversion Loan 1946	1,200	101 0	1,212 0
Mr. N. Dhume	Narayan Dhume Prize at G. S. M. College	3 per cent. Conversion Loan 1946	1,000	Par	1,000 0
Mr. Parmanand Krishnarao Rele	Dakurnath Krishnarao Rele Prize	3 per cent. Conversion Loan 1946	500	101 0	505 0
Prof. Khanolkar Farewell Fund Committee	Prof. V. R. Khanolkar Prizes	3 per cent. Conversion Loan 1946	5,700	Par	5,700 0
Dr. P. T. Patel Memorial Fund Committee	Dr. P. T. Patel Entrance Scholarship at G. S. M. College	Do.	1,900	Par	1,900 0
		Do.	5,200	Par	5,200 0
		Do.	100	Par	100 0
Do. Do.	Dr. P. T. Patel Prize at G. S. M. College	Do.	3,100	Par	3,100 0
Seth G. S. M. College & K. E. M. Hospital Staff Farewell Fund Committee.	The Seth G. S. M. College and K. E. M. Hospital Staff Fund for awarding prizes and making grants or attending Medical & Scientific conferences etc.	Do.	9,400	Par	9,400 0
			1,700	Par	1,700 0
			2,100	Par	2,100 0
Dr. R. N. Cooper.	Jangoo Shavaksha Marzbari Prize	Do.	9,000	Par	9,000 0
Dr. R. N. Cooper.	Bai Banoobai Nusserwanji Cooper Prize	Do.	1,900	Par	1,900 0
Lakdawala Sisters	Mrs. Soonamaji Bopuji Cama Prizes	Do.	500	Par	500 0
Dr. Padshah Memorial Committee	Dr. Padshah Research Scholarship	Do.	34,000	Par	34,000 0
Mr. V. H. Hazrat	Miss. Manorama Hazrat Memorial Prize	Do.	1,900	Par	1,900 0
Dr. R. V. Phansalkar	Vasant Phansalkar Memorial Prize	Do.	1,600	Par	1,600 0
Dr. K. W. Dani	K. W. Dani Scholarship at G. S. M. College.	Do.	1,000	Par	1,000 0
Scholarships—Total, Carried over			Rs. 1,50,700		1,45,162 12

Appendix 16-C—(Contd.)

Name of donor.	Object for which the endowment is given.	Particulars of Securities.	Face value.	Rate per cent.	Book value.
			Rs.	Ra. a.	Rs. a.
		Brought forward Rs.	1,50,700		1,45,162 12
Dr. A. L. Nair	Dr. A. L. Nair Memorial Scholarship and Prize Distribution Fund" at T. N. M. College	3 per cent. Conversion Loan 1946	7,300	Par	7,300 0
Master Vishwanath Narayan Sambhoo and Dr. N. V. Ajinkya	" Master Vishwanath Narayan Sambhoo Scholarship and Dr. N. V. Ajinkya's Silver Medal" at T. N. M. College	Do.	3,200	Par	3,200 0
Dr. V. G. Rele	"Dr. V. G. Rele Gold Medal" at T. N. M. College.	Do.	3,400	Par	3,400 0
Dr. D. B. Pandya	"Dr. D. B. Pandya's Prize in Books" at T. N. M. College.	Do.	1,000	Par	1,000 0
Dr. H. A. Maniar	"Dr. H. A. Maniar Gold Medal" at T. N. M. College	Do.	1,000	Par	1,000 0
Shankarsheth Family	"For maintenance of a bed at B. Y. L. Nair Hospital	Do.	30,500	Par	30,500 0
Dr. P. C. Bharucha	"For the library at G. S. M. College"	3½ per cent. Bombay Municipal Debentures	99,000	100-8	99,495 0
Dr. Bacha Memorial Fund	"For purchase of books and journals for the library at G. S. M. College	3 per cent. Conversion Loan 1946	25,000	Par	25,000 0
Dr. N. A. Purandare Prize	"Dr. N. A. Purandare Prize in midwifery and Gynaecology"	Do.	100	Par	100 0
		4 per cent. B. I. T. Debentures	1,000	Par	1,000 0
		4 per cent. Municipal Debentures	3,500	Par	3,500 0
Dr. Dudha	"Dudha Memorial Fund	3 per cent. Conversion Loan 1946	1,600	99-8	1,592 0
Dr. D. D. Sathe	"D. D. Sathe Prize in Anatomy	3 per cent. Conversion Loan 1946	1,000	99-8	995 0
Dr. Miss. S. R. Malyankar	"Miss. S. R. Malyankar Prize	3 per cent. Conversion Loan 1946	300	99-10	298 14
M. M. Parab	M. M. Parab Endowment Prize	4% Municipal Debentures	4,400	Par	4,400 0
The President T.N.M. College Students' Gathering Committee.	Mahatma Gandhi Memorial Fund.	3% Conversion Loan 1946	1,400	98-7	1,378 2
Dr. A. E. D'Sa	The Clemantina Desa Scholarship	3% Conversion Loan 1946	10,000	97-3	9,718 12
Dr. P. F. Soonawala	Dr. Soonawala gold medal in medicine	Do.	4,000	97-6	3,895 0
Dr. S. B. Parchure	Dr. Parchure prize	3% Conversion Loan 1946	3,000	97-6	2,921 4
		Do.	2,500	Par	2,500 0
Dr. M.N. Billimoria	Dr. Manek Billimoria prize in Pathology	3% development Loan 1970-75	500	Do.	500 0
Dr. Variava	Dr. Variava Scholarship in Anatomy	3% Conversion Loan 1946	1,000	93	930 0
Shri Ladha Chapsi	Seri Ladha Chapsi Scholarship	Do.	16,100	92-15-6	14,967-15-6
Trustees of the Estate of the late Dr. Homi D. Gandhi	Dr. Homi D. Gandhi Scholarship	Do.	3,500	81-2	2,839 6
Dr. G. P. Nair	Dr. G. P. Nair Scholarship for Embroyology	Do.	15,100	80-4	12,117 12
		Do.	600	81-2	486 12
		Do.	3,000	80-4	2,407 8
Smt. Shushila M. Desai	Donation for purchasing Journals on Ancaesthesia and of a library on Anesthesia.	Do.	10,000	Par	10,000 0
Bombay Municipal Official Association	Donation from Municipal Official Association for awarding scholarships	4 per cent Municipal Debentures	10,000	99-4	9,925 0
Dr. P. M. M-ha	Mrs. Chandangvari Punemchand Mohanlal Mehta Prize	3½% Municipal Debentures	1,000	Par	1,000 0
Sheh G. S. M. Colleg. out of Silver Jubilee fund	Kesarbai Kerkar Prize	4% Loan 1960-70.	1,500	94-4	1,413 12
Dr. J. N. Karande & Smt. G. N. Karande	Prize in midwifery and Gynocology	3% Conversion Loan 1946	3,500	Par	3,500 0
			4,19,700		4,08,444-13-6
	<i>Clothing.</i>	3 per cent. Conversion Loan 1946.			
		Do.	10,000	Par	10,000 0
		Do.	18,600	Par	18,600 0
		Do.	2,000	Par	2,000 0
Messrs. Ardeshir Hormaji Dinshaw and Co., on behalf of the Advocate-General.	Donation for the grant of warm clothing to patients discharged from the K. E. M. Hospital out of interest realised on securities.	4 per cent. Government Loan 1960-70	8,000	88 0	7,040 0
		4 per cent. Government Loan 1960-70	4,800	87 10	4,206 0
		4 per cent. Government Loan 1960-70	2,000	76 5	1,526 4
		3 per cent. Loan 1963-65	4,000	98 0	3,920 0
		4 per cent. Bombay Improvement Trust Debentures	100	Par	100 0
		Clothing, Total Rs.	49,500		47,392 4
	<i>Education.</i>	3 per cent. Conversion Loan 1946.			
President, Dharmajirao Rokade Free Reading Room & Library	Donation for the Promotion of Education among the masses		900	Par	900 0
		Education Total Rs.	900		900 0
	<i>Poor Box Charity.</i>	4 per cent. Government Loan 1960-70			
Mr. Mansukhlal Chaganlal	Donation towards the Poor Box Charity Fund at K. E. M. Hospital	4 Do. do. 1960-70	5,700	88 12	5,058 12
The Estate Agent, Bombay Improvement Trust on behalf of the staff.	Donation towards the Poor Box Charity Fund		100	88 0	88 0
Mr. Malloo Baloo	Donation in memory of Bai Rajibai Malloo Yadav towards the Poor Box Charity Fund.	3 per cent. Municipal Debentures	1,000	Par	1,000 0
		Poor Box Charity, Total Rs.	6,800		6,146 12
		Carried forward Rs.	4,76,900		4,62,883-13-6

Appendix No. 16-C--(Concluded.)

Name of donor.	Object for which the endowment is given.	Particulars of Securities.	Face value. Rs.	Rate per cent. Rs. a.	Book value. Rs. a.
		Brought over Rs. ...	4,76,900		4,62,883-13-6
	<i>Convalescent Home.</i>				
Dean, K.E.M. Hospital and purchased out of accumulated interest on the Securities held in the fund ...	Donation out of Poor Box Charity Fund for a Convalescent Home ...	3 per cent. Conversion Loan 1946 ...	6,400	92-13	5,940 0
		3 per cent. Conversion Loan 1946 ...	1,74,500	Par	1,74,500 0
		4 Do. Government Loan 1960-70 ...	20,400	Par	20,400 0
		4 Do. Bombay Port Trust Debentures ...	4,000	Do.	4,000 0
		4 Do. Bombay Improvement Trust Debentures ...	24,000	Do.	24,000 0
		5 Do. Bombay Municipal Debentures ...	7,000	Do.	7,000 0
		3 Do. do. do. ...	50,400	Do.	50,400 0
		3½ Do. do. do. ...	2,200	Par	2,200 0
		3½ Bombay Municipal Debentures ...	33,000	Do.	33,000 0
		3% Conversion Loan 1946 ...	12,700	93-7	11,866 9
		3½% Bombay Municipal Debentures ...	72,000	Par	72,000 0
4% Bombay Municipal Debentures ...	89,600	Par	89,600 0		
		3½% Bombay Municipal Debenture ...	600	Par	600 0
		Convalescent Home, Total Rs. ...	4,96,800		4,95,506 9
		3 per cent. Conversion Loan, 1946 ...	38,600	Par	38,600 0
		Total Amount in Securities Rs. ...	10,12,300		9,96,990 6-6
		Cash held with the Imperial Bank of India Rs.		*144-7-11
		Grand Total Rs.		9,97,134-14-5

T. V. DORAISWAMY,
Chief Accountant.

* Cash Balance is in respect of Convalescent Home.

P. R. NAYAK,
Municipal Commissioner.

Appendix No. 17

Statement showing the Quantity and Value of Several Articles upon which Town duty was Levied during 1955-56 under Sec. 192 (1) of the Bombay Municipal Corporation Act of 1888.

Main table with columns for Months and Year, various articles (Grain and Pulse, Flour, Wines and Spirits, Beer, Sugar, Glue, Timber, Firewood, Charcoal, Tea, Coal, Dry date, Wet date, Cement, Iron and Steel, Paper, Straw Board, Tinned provisions, Paddy, Sundries, etc.), and Total. Includes sub-totals for I. Duty collected by B.P.T., II. Duty collected by Central Railways, III. Duty collected by Western Rlys., IV. Duty collected by E. & T. D. O., Grand Total, Deduct, and Net Revenue.

Table with columns for Months, B. P. T., Central Rlys., Western Railways, Total. Sub-totals for 1955 and 1956.

Table with columns for Commission, etc. charges on General Town Duty collected by B. P. T., Central Railways, Western Railways, Total. Sub-totals for 1955 and 1956.

Table with columns for Total amount of Commission, etc. charges for the collection of Town Duty deducted at the source. Sub-totals for 1955 and 1956.

Table with columns for Net T.D. Receipts. Sub-totals for 1955 and 1956.

Table with columns for Refunds, Balance outstanding for 1954-55, Add-Refund sanctioned by E. & T. D. O. for exports in 1955-56, Refund sanctioned by M. C. for wrong or excess recovery, etc., Less-Refund passed by Chief Accountant, Balance out-Standing.

T. V. DORAISWAMY, Chief Accountant.

P. R. NAYAK, Municipal Commissioner.

Appendix

Income of the Bombay Municipal Corporation from the year

Year.	Valuation.	House Rate.	TAXATION PROPER								Fire Rate.
			General Tax.	Wheel Tax and Tolls.	Licences for Trades, Land Conveyances, Music, etc.	Town Duties.	Cotton Duty.	Liquor Licences.	Tobacco Licences.		
	Rs. Gross Valuation.	Consolidated Rate.	Rs. Rate.	Rs.	Rs.	Rs.	Rs.	Rs.	Rs.		
1932-33	14,41,33,933	@ 11%	1,20,42,747	10,70,340	1,71,385	11,27,188	8,28,856	1,43,750	3,50,771	@ 1%	
1933-34	14,32,51,802	Do.	1,22,45,281	10,57,393	1,69,759	14,02,738	8,86,189	1,43,750	2,54,247	Do.	
1934-35	14,54,15,785	@ 12%	1,33,68,984	11,46,683	1,78,149	13,87,977	8,86,189 758	1,43,750	3,65,150	Do.	
1935-36	14,72,00,410	Do.	1,28,88,990	11,13,357	1,82,301	14,77,756		1,43,750	3,28,225	Do.	
1936-37	13,31,56,299	@ 11%	1,26,18,595	10,74,038	1,92,968	14,48,130		1,43,750	3,93,000	Do.	
1937-38	13,62,69,866	Do.	1,25,73,931	14,29,080	1,93,564	13,09,001		1,43,750	4,14,250	Do.	
1938-39	13,48,69,247	Do.	1,36,06,715	13,69,662	2,09,522	15,52,261		1,43,750	1,58,970	Do.	
1939-40	13,97,61,676	Do.	1,34,47,825	12,74,008	2,38,219	13,78,340				Do.	
1940-41	14,14,61,189	Do.	1,38,54,785	13,59,332	2,33,806	14,24,031				Do.	
1941-42	14,27,65,826	Do.	1,39,20,308	14,70,207	2,33,096	18,48,316				Do.	
1942-43	14,63,63,848	Do.	1,47,94,959	18,14,308	2,32,983	14,82,649				Do.	
1943-44	15,93,54,514	Do.	1,53,51,010	16,46,989	2,57,465	16,17,662				Do.	
1944-45	16,00,98,370	Do.	1,59,44,469	17,58,787	2,62,101	19,40,054				Do.	
1945-46	16,71,69,555	@ 12%	1,83,61,824	18,75,449	2,74,845	20,95,634				Do.	
1946-47	17,14,40,860	@ 14%	2,14,07,728	19,39,863	2,68,634	16,18,470				Do.	
1947-48	17,78,96,754	@ 14%	2,29,65,301	23,39,246	6,07,008	87,75,728				Do.	
1948-49	19,38,46,730	@ 14%	2,37,30,441	25,30,685	8,67,342	62,21,527				Do.	
1949-50	20,17,48,106	@ 14%	2,50,40,901	30,89,445	10,58,763	68,81,140				Do.	
1950-51	20,35,42,407	@ 14%	2,61,90,737	38,80,736	10,26,568	67,62,787				Do.	
1951-52	21,00,54,130	@ 14%	2,57,58,248	40,69,323	10,05,160	68,51,335				Do.	
1952-53	21,99,08,994	@ 17%	3,22,51,699	41,08,243	11,31,060	69,92,348				Do.	
1953-54	23,43,85,349	@ 17%	3,45,17,803	41,37,987	10,90,664	72,96,373				Do.	
1954-55	24,98,47,735	@ 17%	3,47,17,755	40,89,102	10,81,128	74,56,026				Do.	
1955-56	25,20,61,126	@ 17%	3,81,49,844	41,77,754	10,43,806	88,11,375				Do.	

* Abolished with effect from 1-4-1934.
† As per S. C. R. No. 646, dated the 3rd October 1935.

T. V. DORAISWAMY,
Chief Accountant.

Appendix

Expenditure of the Bombay Municipal Corporation

Year.	General Superintendence.	Assessment and Collection.	Fire Brigade.	Public Works (Engineering) Department.	Public Health Department.	General Stores.	Pensions and Gratuities and Provident Fund.	Education.	Medical Relief.	Debt.	Contribution to Budget D
	Rs.	Rs.	Rs.	Rs.	Rs.	Rs.	Rs.	Rs.	Rs.	Rs.	Rs.
1932-33	3,85,083	4,66,482	3,02,499	55,88,550	31,25,898	62,292	8,16,812	32,45,592	17,13,017	1,33,53,226	...
1933-34	3,77,708	4,58,593	2,69,016	53,90,313	29,83,376	61,293	9,48,829	32,30,720	16,56,005	1,32,22,310	...
1934-35	3,12,069	4,53,999	2,94,402	50,68,619	29,08,983	62,330	9,85,621	32,02,997	16,48,684	1,25,93,943	...
1935-36	4,57,885	6,21,859	3,31,127	51,72,046	28,31,750	75,535	10,01,238	32,11,219	16,85,887	1,21,43,455	...
1936-37	4,73,635	6,35,879	3,56,413	53,03,448	28,66,924	76,752	10,58,470	33,86,264	17,96,734	1,19,45,222	...
1937-38	4,71,811	6,28,592	4,16,289	58,01,823	29,68,240	73,772	9,34,532	35,06,561	19,15,745	1,20,46,808	...
1938-39	5,23,131	6,58,051	3,40,593	59,84,010	29,85,995	74,450	11,70,589	36,44,231	19,51,873	1,21,88,098	...
1939-40	5,03,569	6,71,512	3,45,411	61,16,547	31,69,113	75,741	12,08,364	38,33,790	20,72,534	1,23,36,073	...
1940-41	5,17,249	7,50,916	3,36,242	63,91,043	32,92,424	73,870	12,47,477	41,76,076	21,11,929	1,24,94,111	...
1941-42	5,11,192	7,62,592	3,39,989	62,17,370	31,75,222	75,905	12,73,507	41,55,226	19,34,992	1,26,83,919	...
1942-43	5,29,154	7,71,691	3,30,152	60,10,818	32,21,516	76,290	12,74,070	42,41,771	20,62,631	1,25,66,415	...
1943-44	5,61,389	7,84,471	3,39,551	63,23,562	35,01,906	76,435	13,19,918	47,57,820	23,58,896	1,24,57,713	...
1944-45	5,79,837	7,88,907	3,47,768	69,55,431	35,55,521	83,096	13,58,305	53,85,510	24,14,403	1,24,88,638	...
1945-46	5,58,655	8,06,728	3,96,054	77,91,051	37,34,719	84,367	14,77,878	61,20,008	28,34,880	1,24,41,110	...
1946-47	7,72,645	8,81,317	5,38,505	78,41,842	50,26,744	1,03,181	18,43,104	70,60,722	27,40,313	1,23,57,002	...
1947-48	10,16,124	11,45,857	6,43,478	86,18,307	61,66,675	1,16,263	21,56,182	85,33,534	36,65,010	1,26,83,239	...
1948-49	10,95,735	12,54,892	8,85,966	1,28,97,027	69,45,720	1,25,330	21,99,272	99,67,434	48,01,853	1,31,19,033	...
1949-50	13,12,774	13,16,860	7,10,044	1,12,54,092	73,64,702	1,29,606	21,44,468	97,69,199	54,94,644	1,31,81,895	...
1950-51	13,67,713	12,97,943	7,42,700	1,23,13,134	79,44,516	1,38,794	23,26,943	1,02,85,106	63,36,012	1,39,45,162	...
1951-52	13,88,149	13,03,440	7,72,330	1,21,61,117	73,42,667	1,37,804	24,36,332	1,13,69,469	71,09,191	1,57,26,528	10,00,00
1952-53	14,90,681	13,78,895	7,82,425	87,05,404	1,11,48,484	1,59,425	23,39,377	90,35,823	78,65,585	1,88,48,872	12,96,074
1953-54	15,40,664	12,95,436	9,58,763	89,88,668	1,18,91,705	1,53,685	24,86,785	1,03,01,869	74,98,754	2,09,54,663	13,14,471
1954-55	15,34,067	13,25,447	8,67,343	92,46,554	1,18,50,858	1,61,900	27,48,996	1,09,57,542	80,30,490	2,14,72,356	13,71,095
1955-56	16,32,595	13,70,851	8,81,733	97,10,707	1,36,77,947	1,74,068	24,76,153	1,11,69,478*	79,11,101	2,29,14,514	14,08,166

* This comprises of contribution to wards Education Fund Rs. 99,72,443 and Expenditure on Secondary and higher Education Rs. 11,97,035.

T. V. DORAISWAMY,
Chief Accountant.

No. 18.

1932-33 to the close of the Financial year 1955-56.

Fire Tax.	SERVICES RENDERED.				MISCELLANEOUS.	Transfer from B.E.S.T. Fund.	Transfer from Post war reconstruction Fund.	Total Income	Year.	Population by Census.	Incidence of Taxation per head of population.	Five years average annual income.
	Total Taxation Proper.	Halal-khore Tax.	Water Tax.	Total services rendered.	Returns from Property and Miscellaneous							
Rs.	Rs.	Rs.	Rs.	Rs.	Rs.	Rs.	Rs.	Rs.			Rs. a. p.	Rs.
5,48,757	1,62,83,794	30,78,239	63,86,907	94,65,146	42,53,441			3,00,02,381	1932-33	1,161,383	22 2 9	3,15,57,228
5,56,824	1,67,16,181	30,88,965	62,98,417	93,87,382	53,12,408			3,14,15,971	1933-34		22 7 7	
5,58,891	1,71,50,342	31,48,555	63,27,589	94,76,144	53,06,620			3,19,33,106	1934-35		22 14 10	
5,37,641	1,66,72,020	30,08,828	67,05,265	97,14,093	59,90,340			3,23,76,453	1935-36		22 11 6	3,49,67,653
5,68,933	1,64,39,414	32,10,543	70,15,634	1,02,26,177	53,92,638			3,20,58,229	1936-37		22 15 4	
5,72,309	1,66,35,885	33,39,105	75,14,123	1,68,53,228	55,27,305			3,30,16,418	1937-38		23 10 8	
6,18,808	1,76,59,688	36,26,492	77,83,976	1,14,10,468	56,97,119			3,47,67,275	1938-39		25 0 6	44,93,993
6,12,659	1,69,51,051	36,93,912	80,70,695	1,17,64,607	59,40,443			3,46,56,101	1939-40		24 11 7	
6,46,399	1,75,18,353	37,82,518	82,25,310	1,20,07,828	61,05,584			3,56,31,765	1940-41	1,489,883	19 13 2	
6,33,068	1,81,04,995	37,55,679	86,29,048	1,23,84,727	62,76,481			3,67,66,203	1941-42		20 7 5	7,16,01,744
6,67,934	1,89,92,833	38,74,536	91,31,751	1,30,06,287	69,02,821			3,89,01,941	1942-43		21 7 8	
6,97,400	1,95,45,526	41,21,425	1,00,15,685	1,41,37,110	67,40,897			4,03,98,533	1943-44		22 9 9	
7,24,083	2,06,29,494	43,02,628	1,10,25,653	1,53,28,281	70,19,841			4,29,77,616	1944-45		24 2 2	44,93,993
7,68,451	2,33,76,203	46,58,271	1,26,78,923	1,73,37,194	80,24,055			4,87,37,452	1945-46		27 5 3	
7,69,020	2,60,03,715	48,03,155	1,47,74,520	1,95,77,675	81,00,024			5,36,81,414	1946-47		30 9 6	
8,45,384	3,55,32,667	48,54,811	1,34,81,288	1,83,36,099	1,23,00,476		8,36,638	6,70,05,880	1947-48		36 2 6	7,16,01,744
12,31,631	3,45,81,626	50,63,233	1,32,65,684	1,83,28,917	1,50,87,663	5,00,000.	28,88,151	7,13,86,357	1948-49		35 8 1	
13,32,735	3,74,02,984	55,75,898	1,41,06,712	1,96,82,610	1,03,43,435	10,83,535	19,69,564	7,04,82,128	1949-50		38 5 1	
14,11,578	3,92,72,406	50,55,599	1,34,20,811	1,84,76,410	1,23,40,799	11,18,325	7,75,700	7,19,83,640	1950-51	23,25,945	24 13 3	44,93,993
14,96,233	3,91,80,299	58,12,908	1,60,59,149	2,18,72,057	1,27,92,801	25,75,611	7,29,946	7,71,50,714	1951-52		26 6 2	
14,86,108	4,59,69,458	61,20,440	1,75,90,901	2,37,11,341	1,20,25,294	28,75,682	...	8,45,81,775	1952-53		30 4 1	
15,45,199	4,85,88,026	62,75,274	1,80,65,142	2,43,40,416	1,17,75,509	31,18,914	...	8,78,14,865	1953-54		31 8 10	44,93,993
15,43,237	4,88,87,248	64,56,217	1,90,97,892	2,55,54,109	1,40,17,924	34,39,824	...	9,18,99,105	1954-55		32 2 11	
16,87,488	5,38,70,266	70,19,589	2,19,79,117	2,89,98,706	1,36,05,309	37,54,670	...	10,02,28,952	1955-56	23,29,020	35 13 0	

P. R. NAYAK,
Municipal Commissioner.

No. 19.

from the year 1932-33 to the close of the financial year 1955-56.

Contribution to Improvements Schemes.	Public Gardens.	Measures for Civil Defence.	Dearness Allowances.	Epidemics including disinfection charges.	Slum Service.	Works Carried out of Post War Reconstruction Fund.	Miscellaneous.	Total	Year.	Five Year Average annual expenditure
Rs.	Rs.	Rs.	Rs.	Rs.	Rs.	Rs.	Rs.	Rs.		Rs.
23,52,242	1,57,884			65,982			5,33,558	3,21,69,117	1932-33	3,19,13,361
(a) 32,84,740	1,57,141			67,759			4,43,796	3,25,51,599	1933-34	
33,39,680	1,45,748			69,968			5,32,016	3,16,19,059	1934-35	
33,42,690	1,34,179			69,060	4,14,500		2,15,609	3,12,97,539	1935-36	3,45,63,300
32,22,391	1,35,584			64,436			1,92,837	3,19,29,489	1936-37	
34,40,225	1,35,807			71,497			3,36,482	3,27,48,184	1937-38	
34,29,454	1,56,149			73,545			3,04,181	3,34,84,350	1938-39	4,34,72,503
37,11,006	1,76,458		57,522	89,031			3,77,367	3,47,44,038	1939-40	
35,73,077	1,78,329		2,98,560	73,624			4,03,477	3,59,18,406	1940-41	
36,88,945	1,65,322		3,08,010	74,621			5,54,709	3,59,21,521	1941-42	7,01,25,368
(b) 24,69,485	1,67,090	11,55,548	9,72,830	62,514			5,53,473	3,64,65,448	1942-43	
(b) 26,26,997	1,95,468	3,81,622	24,45,180	99,097			8,66,424	3,90,96,449	1943-44	
27,26,785	2,33,365	69,936	34,60,430	94,086			7,53,269	4,12,95,287	1944-45	4,34,72,503
28,36,497	2,29,733	1,43,407	42,86,690	92,223	...		54,79,001	4,93,13,002	1945-46	
9,99,589	2,50,306	Cr. 23,189	57,43,782	97,661	...		29,58,806	5,11,92,330	1946-47	
29,96,319	2,86,817	68,079	66,91,158	1,50,771	...	3,69,003	13,05,858	5,66,12,674	1947-48	7,01,25,368
31,71,923	3,80,474	...	96,31,083	2,83,234	...	4,33,714	16,86,538	6,88,79,228	1948-49	
32,91,464	4,34,262	...	1,08,87,908	3,32,234	...	19,57,718	14,40,408	7,10,22,278	1949-50	
34,63,721	4,68,788	...	1,12,58,978	4,47,034	...	10,90,323	14,05,868	7,48,32,735	1950-51	4,34,72,503
36,28,232	4,99,873	...	1,10,21,951	4,59,660	...	5,04,689	24,18,493	7,92,79,925	1951-52	
35,83,626	5,37,053	...	1,16,76,644	3,38,795	...	2,97,973	28,00,525	8,22,85,661	1952-53	
36,99,386	5,90,432	...	1,15,47,541	7,09,299	...	2,520	20,72,202	8,60,06,843	1953-54	4,34,72,503
39,62,054	5,56,801	...	1,15,96,868	7,33,453	18,52,718	8,82,68,561	1954-55	
39,88,977	5,69,334	...	1,19,96,865	7,46,382	24,89,013	9,31,17,884	1955-56	

(a) Include Rs. 10,94,913 on account of increased contribution payable towards Improvement Schemes due to the amalgamation of the City Improvement Trust with the Municipality with effect from 1-10-1938 under Bombay Act XIII of 1933.

(b) The contribution is reduced by Bombay Act No. XVI of 1942

P. R. NAYAK,
Municipal Commissioner.

Appendix No. 20.

Contrasted Statement of income and Expenditure of the Bombay Municipal Corporation
from 1932-33 to 1955-56.

Year.	Income.	Expenditure.	DIFFERENCE	
			Surplus.	Deficit.
	Rs.	Rs.	Rs.	Rs.
1932-1933	3,00,02,381	3,21,69,117	...	21,66,735
1933-1934	3,14,15,971	3,25,51,599	...	11,35,628
1934-1935	3,19,33,106	3,16,19,059	3,14,047	...
1935-1936	3,23,76,453	3,12,97,539	10,78,914	...
1936-1937	3,20,58,229	3,19,29,489	1,28,740	...
1937-1938	3,30,16,418	3,27,48,184	2,68,234	...
1938-1939	3,47,67,275	3,34,84,350	12,82,925	...
1939-1940	3,46,56,101	3,47,44,038	...	87,937
1940-1941	3,56,31,765	3,59,18,406	...	2,86,641
1941-1942	3,67,66,203	3,59,21,521	8,44,682	...
1942-1943	3,89,01,941	3,64,65,448	24,36,493	...
1943-1944	4,03,98,533	3,90,96,449	13,02,084	...
1944-1945	4,29,77,616	4,12,95,287	16,82,329	...
1945-1946	4,87,37,452	4,93,13,002	...	5,75,550
1946-1947	5,36,81,414	5,11,92,330	24,89,084	...
1947-1948	† 6,70,05,880	†† 5,66,12,674	1,03,93,206	...
1948-1949	(a) 7,13,86,357	b 6,88,79,228	25,07,129	...
1949-1950	(c) 7,04,82,128	(d) 7,10,22,278	...	5,40,150
1950-1951	(e) 7,19,83,640	(f) 7,48,32,735	...	28,49,095
1951-1952	(g) 7,71,50,714	(h) 7,92,79,925	...	21,29,211
1952-1953	8,45,81,775	(i) 8,22,85,661	22,96,114	...
1953-1954	8,78,14,865	(j) 8,60,06,843	18,08,023	...
1954-1955	9,18,99,105	8,82,68,562	36,30,543	...
1955-1956	10,02,28,952	9,31,17,884	71,11,068	...

† Includes (i) Transfer from P. W. R. Fund Rs. 8,36,638
(ii) Grant-in-aid from Government Rs. 30,00,000

†† Includes expenditure of Rs. 3,69,003 incurred on works carried out of P. W. R. Fund.

(a) Includes (i) Transfer from P. W. R. Fund Rs. 28,88,151

(ii) Grant-in-aid from Government Rs. 50,00,000

(b) Includes expenditure of Rs. 4,33,714 incurred on works carried out of P. W. R. Fund.

(c) Includes (i) Transfer from P. W. R. Fund Rs. 19,69,564.

(d) Includes expenditure of Rs. 19,57,718 incurred on works carried out of P. W. R. Fund.

(e) Includes Transfer from P. W. R. Fund Rs. 7,75,700.

(f) Includes expenditure of Rs. 10,90,323 on works carried out of the amount transferred out of the P. W. R. Fund.

(g) Includes transfer from P. W. R. Fund Rs. 7,29,946.

(h) Includes expenditure of Rs. 5,04,689, on works carried out of the amount transferred out of the P. W. R. Fund.

(i) Includes expenditure of Rs. 2,97,973, on works carried out of the amount transferred out of P. W. R. Fund.

(j) " " " 2,520

Do.

T. V. DORAISWAMY,
Chief Accountant.

P. R. NAYAK,
Municipal Commissioner.

Appendix No. 21
IMPROVEMENT SCHEMES
General Financial Statistics

Particulars.	1951-52.	1952-53.	1953-54.	1954-55.	1955-56.
GENERAL ACCOUNT.	Rs.	Rs.	Rs.	Rs.	Rs.
<i>Receipts.</i>					
1. Land Revenue ...	60,75,122	63,57,952	68,13,236	71,82,834	68,60,623
2. Municipal contribution ...	36,28,232	35,83,626	36,99,387	39,62,054	39,88,977
3. Tobacco Duty ...	10,00,000	7,41,617	10,00,000	10,00,000	6,38,653
4. Miscellaneous ...	6,46,306	6,06,009	5,91,940	5,90,127	4,42,158
	1,13,49,660	1,12,89,204	1,21,04,563	1,27,35,015	1,19,30,411
<i>Expenditure.</i>					
5. Maintenance of Properties and Streets ...	33,21,217	43,30,851	45,47,960	48,12,396	48,30,632
5A. Proportionate charges on Account of cost of management and Establishment and of Municipal Supervision to be adjusted hereafter ...	1,23,318	82,716	33,614
6. Debt Charges ...	76,46,742	75,88,779	76,15,355	75,94,886	75,61,916
7. Repayment of excess amount received on account of Contribution from Municipal Corporation
	1,10,91,277	1,20,02,346	1,21,96,929	1,24,07,282	1,23,92,548
<i>Less—</i>					
Proportionate charges on Account of management and Establishment and Municipal Supervision for the previous year adjusted during this year	1,23,318	82,716	33,614	...
	...	1,18,79,028	1,21,14,213	1,23,73,668	1,23,92,548
8. Surplus (+) or Deficits (—) ...	+2,58,383	—5,89,824	—9,650	+3,61,347	—4,62,137
<i>Loans.</i>					
9. Debt outstanding ...	15,40,45,705	15,33,59,648	15,26,50,235	15,19,16,670	15,11,58,132
10. Redemption and Sinking Funds in hand or invested ...	4,65,64,237	4,92,30,611	5,20,14,064	5,49,32,818	5,79,78,807
11. Net Loan Debt ...	10,74,81,468	10,41,29,037	10,06,36,171	9,69,83,852	9,31,79,325

T. V. DORAISWAMY,
Chief Accountant.

P. R. NAYAK,
Municipal Commissioner.

Appendix No. 22
IMPROVEMENT SCHEMES

General Account for the year ending 31st March 1956

Particulars.	Amount.	Particulars.	Amount.
	Rs.		Rs.
To Revenue expenditure as per Appendix No. 24 ...	1,23,92,548	By Revenue Receipts as per Appendix No. 23 ...	1,19,30,411
		Balance being deficit (for the year Transferred to Capital Account Balance Sheet) ...	4,62,137
Total ...	1,23,92,548	Total ...	1,23,92,548

T. V. DORAISWAMY,
Chief Accountant.

P. R. NAYAK,
Municipal Commissioner.

Appendix No. 23
IMPROVEMENT SCHEMES

GENERAL ACCOUNT
INCOME

Statement showing the Net Receipts during the Financial year 1955-56 from all sources as contrasted with the Original Budget Estimate.

Particulars.	Budget Estimate for 1955-56.	Revised Estimate for 1955-56.	Actuals for 1955-56.	Actuals for 1954-55.	Compared with the Original Estimate	
					More.	Less
1	2	3	4	5	6	7
	Rs.	Rs.	Rs.	Rs.	Rs.	Rs.
I.—RENTS AND OTHER PROCEEDS OF PROPERTIES—						
(1) Lands comprised in Schedule W ...	5,72,490	5,65,865	5,85,821	6,18,293	13,331	...
(2) Do. do. X ...	1,23,750	1,25,510	1,21,216	1,22,626	...	2,534
(3) Do. do. Y ...	1,06,851	1,07,145	1,09,729	1,07,906	2,878	...
(4) Do. do. Z ...	204	204	204	204
(5) Other Lands and Buildings ...	59,05,802	57,65,092	60,43,653	63,33,805	1,37,851	...
	67,09,097	65,63,816	68,60,623	71,82,834	1,54,060	2,534
II.—Contribution from the Municipal Corporation under Section 125(2)(d) of the Municipal Act ...	42,07,800	39,88,977	39,88,977	39,62,054	...	2,18,823
III.—Grant in aid for meeting the deficit in the General Account ...	10,00,000	6,58,653	6,38,653	10,00,000	...	3,61,347
IV.—Interest and Profit on Investments ...	75,000	4,50,000	3,78,224	5,06,824	3,03,224	...
V.—Miscellaneous Receipts ...	30,000	30,000	63,934	83,303	33,934	...
Total Income ...	1,20,21,897	1,16,71,446	1,19,30,411	1,27,35,015	4,91,218	5,82,704

T. V. DORAISWAMY,
Chief Accountant.

P. R. NAYAK,
Municipal Commissioner.

Appendix No. 24
IMPROVEMENT SCHEMES
GENERAL ACCOUNT
EXPENDITURE

Statement showing the Actuals as compared with the Final Sanctioned Grants for 1955-56.

Particulars.	Final grants sanctioned for expenditure during 1955-56.	Actuals for 1955-56.	FINAL GRANTS COMPARED WITH THE ACTUALS		Actuals for 1954-55.
			Amount required to be renewed in 1956-57.	Savings.	
	2	3	4	5	6
	Rs.	Rs.	Rs.	Rs.	Rs.
A.—Maintenance of Properties and Streets.					
(a) Maintenance of Properties—					
I—Lands comprised in Schedule W	2,10,361	2,02,987	6,583	791	2,10,694
II—Do. do.	49,573	46,889	200	2,484	42,157
III—Do. do.	36,765	36,765	34,938
IV—Do. do.	71	69	...	2	66
V—Other Lands and Buildings—					
(1) Schemes	24,07,385	21,07,934	1,56,414	1,49,017	20,72,538
(2) Chawls Permanent	29,62,641	16,73,679	12,67,951	21,011	17,13,616
(3) S. P. Sheds	6,65,997	5,17,315	1,33,310	15,372	4,48,074
VI—Preliminary expenses in connection with the preparation of plans & Estimates for building works	1,040	...	100	940	...
VII—Preliminary expenses (trial pits) in connection with the preparation of plans and estimates for construction works other than buildings, sewers, and S. W. Drains, etc.	2,10	9	100	2,001	106
(b) Maintenance of Streets	4,97,425	2,44,965	1,56,100	96,360	2,90,207
	68,33,368	†† 48,30,632	17,14,758	2,87,978	48,12,396
Total A.			*+ 78,368	-78,368	
B.—Cost of Management and Establishment.					
(a) Corporation and Standing Committee	27,906	19,353	1,930	6,623	21,835
(b) Deputy Municipal Commissioner's Office Establishment	35,161	31,733	270	3,158	40,634
(c) Audit and Accounts Establishment	57,540	52,805	...	4,735	52,320
(d) Estates and Land Management Department	6,09,026	4,83,679	37,703	87,644	4,86,308
(e) City Engineer's Department	3,31,411	2,89,378	6,365	35,668	2,83,508
(f) General Stores	3,480	3,060	100	320	2,870
(g) Incidental Expenses	2,97,712	2,27,468	1,000	69,244	2,86,163
(h) Dearness Allowance (Grain Compensation)	9,26,406	8,81,990	1,000	43,416	8,56,442
Total B.	22,88,642	19,89,466	48,368	2,50,808	20,30,080
C.—Proportionate charge on account of Municipal Supervision	4,15,631	3,00,750	30,000	84,881	2,58,203
Total B and C	27,04,273	22,90,216	78,368	3,35,689	22,88,283
Deduct—					
Charged to Capital Account	6,90,479	2,49,246	2,46,922
Charged to General Account for the current year	20,13,794	20,40,970	23,41,361
	27,04,273	22,90,216	22,88,283
Deduct—					
Charges for the previous year adjusted during this year	-33,614
D.—Debt Charges.					
I.—Interest on Loans	64,93,282	62,32,883	1,94,342	66,057	62,90,826
II.—Appropriation for reduction or avoidance of Debt	13,29,033	13,29,033	13,04,060
Total D.	78,22,315	75,61,916	1,94,342	66,057	75,94,886
Grand Total	1,46,55,683	1,23,92,548	19,87,468	2,75,667	1,23,73,668

* Rs. 78,368 represent expenditure on account of cost of Management and Establishment including Municipal Supervision to be allocated at the end of the year.

†† This includes Rs. 19,81,368 being the share of cost of Management and Establishment chargeable to General Account and excludes Rs. 59,602 provisionally debited to sundry advances. (a) Misc. advances.

T. V. DORAISWAMY,
Chief Accountant.

P. R. NAYAK,
Municipal Commissioner.

Appendix No. 25
IMPROVEMENT SCHEMES

Balance Sheet—(Capital Account) as on 31st March 1956

LIABILITIES	Rs.	ASSETS	Rs.
LOANS OUTSTANDING—		BLOCK ACCOUNT—	
(Vide details as shown in Appendix No. 29) ...	15,11,58,132-2-0	Property and Assets at original cost as per Appendix No. 26 ...	21,21,45,302-13-8
Book value of lands comprised in Schedules "W" and "X" ...	47,58,490-0-0	Book value of lands comprised in Schedules "W" and "X" as per Appendix No. 27 (Section 91A of the Municipal Act) ...	47,58,490-0-0
SURPLUS—		INVESTMENT RESERVE FUND—	
Extraordinary receipts—		In Securities:—	Face Value Rate % Actual cost.
Investment Reserve Fund	60,41,666-1-9	3 per cent. Bombay Municipal Debentures ...	23,87,300 Par 23,87,300-0-0
Transfer of Sinking Fund Accumulations in respect of Rs. 370 lakhs loan	25,07,830-0-0	Do. Do. ...	57,300 .. 57,300-0-0
Special grants from the Government of India	54,00,000-0-0	3½ per cent. Bombay Municipal Debentures	2,00,000 85-14-0 1,71,750-0-0
Premia on loan raised in 1935-36	30,000-0-0	3 per cent. Conversion Loan 1946	5,63,200 Par 5,63,200-0-0
Grant-in-Aid from Government of Bombay for part expenditure of Acquisition of Land	5,00,000-0-0	Do. Do.	4,52,300 101-0 4,56,823-0-0
Sale proceeds of Lands and Buildings—		Do. Do.	37,100 100-15 37,447-13-6
Sale proceeds up to 31st March 1955	6,81,95,082-10-4	Do. Do.	20,700 99-12 20,648-4-0
Sale proceeds during 1955-56	7,38,720-13-9	3 per cent. Loan 1963-65 ...	4,02,300 98-0 3,94,254-0-0
	6,89,33,803-8-1	4 per cent. Bombay Improvement Trust Debentures	10,39,800 92-12 9,64,414-8-0
Sinking Fund on Loans	5,79,78,806-14-0	4% Loan 1960-70	3,87,600 103-0 3,99,228-0-0
Loans Redemption Fund	1,26,85,856-15-0	Do. Do.	2,12,400 88-7 1,87,841-4-0
	7,06,64,663-13-0	Do. Do.	26,400 87-10 23,133-0-0
	15,40,77,963-6-10	Do. Do.	78,000 92-8 72,150-0-0
		Do. Do.	8,400 88-0 7,392-0-0
		Do. Do.	10,700 97-5 10,412-7-0
		Do. Do.	14,500 Par 14,500-0-0
		3½ per cent. Bombay Municipal Debentures	31,300 Par 31,300-0-0
		4 per cent. Bombay Municipal Debentures	2,42,400 Par 2,42,400-0-0
			61,71,700 60,41,494-4-0
		In Cash	171-13-9
			60,41,666-1-9
		SINKING FUND—	
		As per Appendix No. 28	
		In Securities and Cash	5,79,78,806-14-0
		CAPITAL FUNDS—	
		In Securities:—	Face Value Rate % Actual cost.
			Rs. Rs.
		3 per cent. Bombay Municipal Debentures	1,87,900 Par 1,87,900-0-0
		6 per cent. Bombay Improvement Trust Debentures	39,12,000 .. 39,12,000-0-0
		3 per cent. Conversion Loan 1946	1,900 .. 1,900-0-0
		Do. Do.	3,600 100-15 3,633-12-0
		Do. Do.	1,800 101-0 1,818-0-0
		Do. Do.	1,800 99-12 1,795-8-0
		2½ Per cent. Loan 1976	13,92,200 82-1 11,42,474-2-0
			55,01,200 52,51,521-6-0
		In Cash fixed and call deposits	27,46,633-7-4
			79,98,154-13-4
			28,89,22,420-10-9
Total Rs. ...	28,89,22,420-10-9	Total Rs. ...	28,89,22,420-10-9

* For Face, Book and Market Values of Securities held in the Sinking Funds on 31st March 1956, please see Appendix No. 30.

† Against this, there is a liability to the extent of Rs. 19,87,468 on account of outstanding charges for 1955-56 and previous years payable in the year 1956-57.

T. V. DORAISWAMY,
Chief Accountant.

P. R. NAYAK,
Municipal Commissioner.

Appendix No. 26
IMPROVEMENT SCHEMES

Block account showing details of Capital Expenditure upto 31st March 1956.

Particulars.	Total Capital Expenditure upto 31st March 1955.	Expenditure during 1955-56.	Total Capital Expenditure upto 31st March 1956.	Particulars.	Total Capital Expenditure upto 31st March 1955.	Expenditure during 1955-56.	Total Capital Expenditure upto 31st March 1956.
	Rs.		Rs.		Rs.		Rs.
CAPITAL ACCOUNT.				Brought over ...			
Improvement and Street Schemes—				Police Accommodation Schemes.			
Schedule W Lands	13,45,571	...	13,45,571	Scheme No. 14 First Nagpada	84,450	...	84,450
Schedule X Lands	16,26,471	...	16,26,471	16 Wodehouse Road	3,22,667	...	3,22,667
Schedule Z Lands	8	...	8	17 Duncan Road	58,981	...	58,981
				18 Shepherd Road	36,223	...	36,223
				19 Agripada	1,79,120	...	1,79,120
				23 Connaught Road	79,495	...	79,495
				24 Princess Street	2,65,953	...	2,65,953
				25 Gamdevi	1,29,407	...	1,29,407
				34 Lamington Road	4,61,024	...	4,61,024
				35 Sandhurst Road West	1,46,104	...	1,46,104
				39 Sandhurst Road East	7,58,893	...	7,58,893
				40 Byculla	8,28,411	...	8,28,411
				44 Maharbaudi	2,71,434	...	2,71,434
				45 Palton Road	5,71,492	...	5,71,492
				46 Naigaum	5,69,142	...	5,69,142
				48 Mahim	4,53,032	...	4,53,032
				55 Chinchbunder Road	4,32,656	...	4,32,656
				55A Mazagaon	4,53,560	...	4,53,560
				63 King's Circle (Matunga)	4,82,185	...	4,82,185
				67 Naigaum (for Armed Police and Recruits)	24,42,031	...	24,42,031
				70 Arthur Road	1,58,357	...	1,58,357
					91,84,617	...	91,84,617
				Mill Company's Chawl Schemes.			
				Scheme No. 42 Spring Mills	5,18,990	...	5,18,990
				51 Century Mills	1,29,980	...	1,29,980
				65 David Mills	2,96,852	...	2,96,852
					9,45,822	...	9,45,822
				Slum Clearance.			
				Preliminary Expenses	...	22,481	22,481
				Transit Camps for providing alternative housing accommodation to facilities Slum Clearance—			
				(i) Construction of 244 tenements, etc.	...	2,34,869	2,34,869
				(ii) Construction of 210 tenements, etc.	...	1,65,131	1,65,131
					...	4,22,481	4,22,481
				Miscellaneous.			
				Survey of the Island of Bombay...	1,06,046	...	1,06,046
				Administrative Offices, etc.—			
				Building on Esplanade Road near Queen's Statue	3,21,562	...	3,21,562
				Engineer's Office at Matunga	1,38,468	...	1,38,468
				Central Stores at the back of Frere Fletcher School	15,656	...	15,656
				Store yard at Agripada, etc.	83,801	...	83,801
				Workshop for Motor Lorries at Agripada	90,368	...	90,368
				Tools and Plant	559	...	559
				Refund of preliminary expenses to Government	38,019	...	38,019
				Preliminary expenses in connection with the Improvement of slum areas	68,816	...	68,816
				Provision of a lift in the Improvement Trust Building at Napier Road near Queens Statue	123	...	123
					8,63,418	...	8,63,418
				Discount on Loans	14,53,359	...	14,53,359
				Expenses in connection with the Loan of Rs. 10 lakhs	12,227	...	12,227
					14,65,586	...	14,65,586
Carried forward	19,64,99,043	27,64,336	19,92,63,379	Grand Total	20,89,58,486	*31,86,817	21,21,45,303

* This figure includes Rs. 2,49,246 being the share of cost of Management and Establishment chargeable to Capital Account.

T. V. DORAISWAMY,
Chief Accountant.

P. R. NAYAK,
Municipal Commissioner.

Appendix No. 27.

IMPROVEMENT SCHEMES.

Statement showing Capital value of Scheduled Lands as specified in the Schedules W, X, Y and Z annexed to Act XIII of 1933.

Properties.	Area:	Book value.	Total Amount.
	Sq. yds.	Rs.	Rs.
SCHEDULE "W".			
The Flats ...	12,52,834	1,14,191	
The Kennedy Sea Face ...	4,447	..	
(Coöperage Plot resumed by Government)			
The Marine Lines Estate ...	32,825	3,28,250	
(Marine Lines Maidan resumed by Government)			
The Wellington Lines Plot ...	44,038	4,40,380	
The Warehouse Road Plot ...	41,580	4,15,800	
The Hornby Road Plot ...	41,774	8,35,480	
The Triangular Plot South of Crawford Market ...	7,707	1,54,140	
The Plot North of Municipal Offices ...	6,811	2,04,330	
The Cháupati West Estate ...	1,11,276	6,37,320	
The Cháupati East Estate ...	4,789	47,890	
The Parel Estate ...	30,804	99,000	
			32,76,768
SCHEDULE "X"			
The Connaught Road Estate ...	13,858	77,237	
The West Agripada Estate ...	2,27,971	6,64,534	
The Central Agripada Estate ...	2,911	10,528	
The East Agripada Estate ...	65,885	6,38,426	
The Lands at Matunga ...	86,187	90,984	
			14,81,709
SCHEDULE "Y".			
The Nepean Sea Road Plot ...	2,014		
The Colaba Reclamation ...	46,580		
SCHEDULE "Z".			
The Hornby Road Plot ...	3,250		
			47,58,490

T. V. DORAISWAMY,
Chief Accountant.

P. R. NAYAK,
Municipal Commissioner.

Appendix No. 28.
IMPROVEMENT SCHEMES.
SINKING FUND.

Statement showing the actual Investments on account of the Sinking Fund of different Improvement Trust Loans upto 31st March 1956 compared with the amounts which should have accumulated upto that date on the basis of the fixed Instalments and the sums set aside as Sinking Fund as at 31st March 1956.

NAME OF LOAN.	Amount raised.	When raised.	When repayable.	Amount of Half Yearly Sinking Fund Instalment.		Amount of Sinking Fund which should have accumulated upto 31st March 1956 at Compound Interest.	
				Rs.	Rs.	Rs.	Rs.
4½ per cent. basis.							
5 per cent. Debenture Loan	40,00,000	10th November 1919	{ 1st November 1957 1st November 1979	6,696	11,79,436		
6 Do. do.	70,00,000	30th April 1920	{ 1st April 1935 1st April 1980	21,002	*16,55,783		
4½ Do. do.	45,00,000	20th February 1922	20th February 1982	7,533	11,85,369		
4½ Do. do.	52,00,000	2nd October 1922	2nd October 1982	8,705	12,93,320		
4½ Do. do.	8,00,000	22nd January 1923	22nd January 1983	1,340	1,99,082		
4½ Do. do.	82,00,000	Do.	Do.	13,727	20,39,463		
4½ Do. do.	30,00,000	14th March 1923	14th March 1983	5,022	7,46,131		
4½ Do. do.	40,00,000	2nd November 1923	2nd November 1983	6,696	9,38,589		
4½ Do. do.	20,00,000	2nd January 1924	2nd January 1984	3,348	4,69,292		
4½ Do. do.	29,00,000	5th March 1924	5th March 1984	4,855	6,80,526		
4½ Do. do.	20,00,000	1st November 1924	1st November 1984	3,348	4,42,389		
4½ Do. do.	60,00,000	10th November 1924	10th November 1984	10,044	13,27,175		
4½ Do. do.	20,00,000	2nd January 1925	2nd January 1985	3,348	4,42,389		
4½ Do. do.	20,00,000	2nd October 1925	2nd October 1985	3,348	4,16,657		
4½ Do. do.	15,00,000	2nd November 1925	2nd November 1985	2,511	3,12,494		
4½ Do. do.	35,00,000	2nd January 1926	2nd January 1986	5,859	7,29,151		
	Rs. 5,86,00,000			1,07,382	1,40,57,246		
4 per cent. basis.							
4 per cent. Rupee Coupon Debenture Loan	50,00,000	1st November 1899	1st November 1959	10,564	(b) 42,84,485		
4 Do. Debenture Loan	30,00,000	6th September 1901	6th September 1961	6,280	23,51,316		
4 Do. do.	30,00,000	15th July 1902	15th July 1962	6,280	22,47,819		
4 Do. do.	60,00,000	20th August 1903	20th August 1963	12,560	42,96,665		
4 Do. do.	50,00,000	7th September 1904	7th September 1964	10,493	(c) 34,20,830		
4 Do. do.	30,00,000	12th September 1905	12th September 1965	6,280	19,60,823		
5 Do. do.	25,00,000	17th September 1926	{ 16th September 1956 16th September 1986	5,233	5,63,492		
	Rs. 2,75,00,000			57,690	1,91,25,430		
3½ per cent. basis.							
4 per cent. Debenture Loan	25,00,000	4th October 1927	{ 4th April 1961 4th October 1970	12,695	11,91,127		
3 per cent. basis.							
4 per cent. Debenture Loan	20,00,000	2nd October 1906	2nd October 1966	6,148	(d) 13,52,923		
Do. do.	15,00,000	24th September 1907	24th September 1967	4,610	9,76,024		
Do. do.	30,00,000	8th September 1908	8th September 1968	9,219	18,76,553		
4 per cent. Sterling Coupon Debenture Loan (£5,66,600)	84,99,000	1st July 1909	1st July 1969	25,654	51,19,504		
4 Do. do. (£3,33,000)	49,95,000	1st July 1910	1st July 1970	15,077	28,90,998		
4 per cent. Debenture Loan	25,00,000	28th August 1912	28th August 1972	7,683	13,30,775		
4 Do. do.	18,00,000	26th August 1913	26th August 1973	5,532	9,19,265		
4 Do. do.	50,00,000	4th August 1914	4th August 1974	15,365	24,48,288		
4 Do. do.	25,00,000	3rd January 1916	3rd January 1976	7,683	11,73,279		
3½ Do. do.	10,00,000	31st January 1936	14th March 1966	21,019	(e) 5,65,619		
	Rs. 3,27,94,000			1,17,990	1,86,53,228		
Grand Total Rs.	12,13,94,000			Total	† 5,30,27,031		

	Amount actually invested upto 31st March 1956.				Amount of interest accrued upto 31st March 1956 collected and invested in 1956-57		Total of Columns 5 and 6.	
	Amount of Sinking Fund invested upto 31st March 1955.		Sinking Fund Instalments paid in 1955-56		Total.			
	Rs.	a. p.	Rs.	a. p.	Rs.	a. p.		
Sinking Funds	5,49,32,817	11 0	5,70,495	0 0	24,75,494	3 0	5,79,78,806 14 0	
Less-withdrawn for repayment of Loans								
Total Sinking Fund							5,79,78,806 14 0	
In Public Securities as detailed in Appendix No. 30							5,79,78,570 2 8	
In Cash with the State Bank of India.							236 11 4	
Total Rs.							5,79,78,806 14 0	1,18,671 0 10

(a) Out of Rs. 70 lakhs Loan Debentures for Rs. 4 lakhs held by the public were repaid on 1-4-35 under the option reserved to the Corporation, leaving balance of Rs. 66 lakhs. The amount of half-yearly Sinking Fund instalment has been changed with effect from 1-4-35 from Rs. 12,002 to Rs. 21,002 as under:—

The usual half-yearly S.F. instalment
Half yearly interest at 4½% on the portion of Rs. 4 lakhs repaid out of S.F. accumulations

... Rs. 12,002
... " 9,000
Rs. 21,002

(b) 16 instalments of Rs. 10,240 each and the rest at Rs. 10,564.

(c) 5 instalments of Rs. 10,240 each and the rest at Rs. 10,493.

(d) 1 instalment of Rs. 6,037 and the rest at Rs. 6,148.

(e) This amount to be invested annually.

* Calculations have been based on one instalment less.

† All Sinking fund Instalments are re-arranged with effect from 1943-44

‡ The market value of the securities on 31st March 1956 is Rs. 5,81,25,145-6-2 as shown in Appendix No. 30 and after adding the Cash balance of Rs. 236-11-4 and the interest accrued on the securities upto 31st March 1956 amounting to Rs. 1,18,671-0-10 the total amount of Sinking Fund is Rs. 5,82,44,053-2-4.

T. V. DORAISWAMY,
Chief Accountant.

P. R. NAYAK,
Municipal Commissioner.

Appendix IMPROVEMENT

Statement showing outstanding Loans of the Bombay Improvement Trust due by the payable for the year 1955-56, the amount paid during the year and the

No.	Particulars of Loans.	Amount raised.	Balance due on 1st April 1955.	Rate of Interest	Amount raised in 1955-56.	Total.
1	2	3	4	5	6	7
		Rs. a.	Rs. a. p.		Rs. a.	Rs. a. p.
<i>Loans raised from Government.</i>						
1	Consolidated Loan in respect of Conversion Loan 1937-38, Rs. 35 lakhs Loan, and Rs. 8 lakhs Loan ...	4,17,94,181	3,09,22,670 0 0	3.3759 per cent.		3,09,22,670 0 0
2	45 lakhs Loan 1922	45,00,000 0	45,00,000 0 0	4½ Do.		45,00,000 0 0
3	52 lakhs Loan October 1922	52,00,000 0	52,00,000 0 0	4½ Do.		52,00,000 0 0
4	8 lakhs Loan 22nd January 1923	8,00,000 0	8,00,000 0 0	5½ Do.		8,00,000 0 0
5	82 lakhs Loan 22nd January 1923	82,00,000 0	82,00,000 0 0	4½ Do.		82,00,000 0 0
6	30 lakhs Loan 14th March 1923	30,00,000 0	30,00,000 0 0			30,00,000 0 0
7	40 lakhs Loan 2nd November 1923	40,00,000 0	40,00,000 0 0	5½ Do.		40,00,000 0 0
8	20 lakhs Loan 2nd January 1924	20,00,000 0	20,00,000 0 0	4½ Do.		20,00,000 0 0
9	29 lakhs Loan 5th March 1924	29,00,000 0	29,00,000 0 0			29,00,000 0 0
10	20 lakhs Loan 1st November 1924	20,00,000 0	20,00,000 0 0	5 Do.		20,00,000 0 0
11	60 lakhs Loan 10th November 1924	60,00,000 0	60,00,000 0 0	4½ Do.		60,00,000 0 0
12	20 lakhs Loan 2nd January 1925	20,00,000 0	20,00,000 0 0			20,00,000 0 0
13	20 lakhs Loan 2nd October 1925	20,00,000 0	20,00,000 0 0	5½ Do.		20,00,000 0 0
14	15 lakhs Loan 2nd November 1925	15,00,000 0	15,00,000 0 0	4½ Do.		15,00,000 0 0
15	35 lakhs Loan 2nd January 1925	35,00,000 0	35,00,000 0 0			35,00,000 0 0
	Total loans raised from Government	8,93,94,178 1	7,85,22,670 0 0			7,85,22,670 0 0
<i>Loans raised from the Public.</i>						
1	50 lakhs Rupee Coupon Debenture Loan 1899	50,00,000 0	50,00,000 0 0	4 per cent.		50,00,000 0 0
2	30 lakhs Loan 1901	30,00,000 0	30,00,000 0 0	4 Do.		30,00,000 0 0
3	30 lakhs Loan 1902	30,00,000 0	30,00,000 0 0	4 Do.		30,00,000 0 0
4	60 lakhs Loan 1903	60,00,000 0	60,00,000 0 0	4 Do.		60,00,000 0 0
5	50 lakhs Loan 1904	50,00,000 0	50,00,000 0 0	4 Do.		50,00,000 0 0
6	30 lakhs Loan 1905	30,00,000 0	30,00,000 0 0	4 Do.		30,00,000 0 0
7	20 lakhs Loan 1906	20,00,000 0	20,00,000 0 0	4 Do.		20,00,000 0 0
8	15 lakhs Loan 1907	15,00,000 0	15,00,000 0 0	4 Do.		15,00,000 0 0
9	30 lakhs Loan 1908	30,00,000 0	30,00,000 0 0	4 Do.		30,00,000 0 0
10	Sterling Coupon Debenture Loan 1909 (£ 5,66,600)	84,99,000 0	84,99,000 0 0	4 Do.		84,99,000 0 0
11	Sterling Coupon Debenture Loan 1910 (£ 3,33,000)	49,95,000 0	49,95,000 0 0	4 Do.		49,95,000 0 0
12	25 lakhs Loan 1912	25,00,000 0	25,00,000 0 0	4 Do.		25,00,000 0 0
13	18 lakhs Loan 1913	18,00,000 0	18,00,000 0 0	4 Do.		18,00,000 0 0
14	50 lakhs Loan 1914	50,00,000 0	50,00,000 0 0	4 Do.		50,00,000 0 0
15	25 lakhs Loan 1916	25,00,000 0	25,00,000 0 0	4 Do.		25,00,000 0 0
16	40 lakhs Loan 1919	40,00,000 0	40,00,000 0 0	5 Do.		40,00,000 0 0
17	70 lakhs Loan 1920	70,00,000 0	66,00,000 0 0	6 Do.		66,00,000 0 0
18	25 lakhs Loan 1926	25,00,000 0	25,00,000 0 0	5 Do.		25,00,000 0 0
19	25 lakhs Loan 1927	25,00,000 0	25,00,000 0 0	4 Do.		25,00,000 0 0
20	10 lakhs Loan 1935-36	10,00,000 0	10,00,000 0 0	3½ Do.		10,00,000 0 0
*21	30 lakhs Loan 1955-56	4 Do.		...
	Total Loans raised from the Public	7,37,94,000 0	7,33,34,000 0 0			7,33,94,000 0 0
	Grand Total	16,31,88,178 1	15,19,16,670 0 0			15,19,16,670 0 0

* The loan was not raised in 1955-56.

T. V. DORAISWAMY,
Chief Accountant.

No. 29.
SCEHMES.

Municipality, the interest outstanding on 1st April 1955, on the different Loans, the amount Balances outstanding on 31st March 1956.

Amount repaid in 1955-56.	Balance due on 31st March 1956.	Interest outstanding on 1st April 1955.	Interest payable in 1955-56.	Total interest due.	Deduct interest paid during the year.	Outstanding balance on 31st March 1956.
8	9	10	11	12	13	14
Rs. a. p.	Rs. a. p.	Rs. a. p.	Rs. a. p.	Rs. a. p.	Rs. a. p.	Rs. a. p.
7,58,537 14 0	3,01,64,132 2 0		10,37,570 2 0	10,37,570 2 0	10,37,570 2 0	---
---	---	(a)	2,02,500 0 0	2,02,500 0 0	2,02,500 0 0	---
---	45,00,000 0 0	(b)	7,74,000 0 0	7,74,000 0 0	7,74,000 0 0	---
---	1,72,00,000 0 0	(c)	4,00,500 0 0	4,00,500 0 0	4,00,500 0 0	---
---	89,00,000 0 0	(d)	4,50,000 0 0	4,50,000 0 0	4,50,000 0 0	---
---	1,00,00,000 0 0	(e)	31,500 0 0	31,500 0 0	31,500 0 0	---
---	---		2,88,000 0 0	2,88,000 0 0	2,88,000 0 0	---
---	70,00,000 0 0					
7,58,537 14 0	7,77,64,132 2 0		31,84,070 2 0	31,84,070 2 0	31,84,070 2 0	
---	50,00,000 0 0	22,078 15 4	2,00,000 0 0	2,22,078 15 4	2,11,620 0 0	10,458 15 4
---	30,00,000 0 0	3,373 8 10	1,20,000 0 0	1,23,373 8 10	1,19,339 8 0	4,034 0 10
---	30,00,000 0 0	7,449 9 6	1,20,000 0 0	1,27,449 9 6	1,19,605 4 0	7,844 5 6
---	60,00,000 0 0	41,668 11 4	2,40,000 0 0	2,81,668 11 4	2,34,147 6 0	47,521 5 4
---	50,00,000 0 0	41,192 15 8	2,00,000 0 0	2,41,192 15 8	1,93,085 12 0	48,107 3 8
---	30,00,000 0 0	3,650 9 4	1,20,000 0 0	1,23,650 9 4	1,19,785 4 0	3,865 5 4
---	20,00,000 0 0	3,360 1 0	80,000 0 0	83,360 1 0	79,995 14 0	3,364 3 0
---	15,00,000 0 0	4,996 14 0	60,000 0 0	64,996 14 0	59,146 14 0	5,850 0 0
---	30,00,000 0 0	7,265 5 0	1,20,000 0 0	1,27,265 5 0	1,17,386 14 0	9, 78 7 0
---	84,99,000 0 0	2,500 0 0	3,06,442 0 0	3,08,942 0 0	2,99,899 2 0	5,180 0 0
---	49,95,000 0 0	2,080 0 0	1,80,102 0 0	1,82,182 0 0	1,75,508 13 0	*3,862 14 0
---	25,00,000 0 0	2,453 8 8	1,00,000 0 0	1,02,453 8 8	99,704 8 0	4,480 0 0
---	18,00,000 0 0	7,137 15 0	72,000 0 0	79,137 15 0	71,930 0 0	*2,193 3 0
---	50,00,000 0 0	6,951 8 0	2,00,000 0 0	2,06,951 8 0	1,95,117 2 0	2,749 0 8
---	25,00,000 0 0	---	1,00,000 0 0	1,00,000 0 0	1,00,000 0 0	7,207 15 0
---	40,00,000 0 0	1,637 8 0	2,00,000 0 0	2,01,637 8 0	1,99,666 14 0	11,839 6 0
---	66,00,000 0 0	---	3,96,000 0 0	3,96,000 0 0	3,96,000 0 0	---
---	25,00,000 0 0	3,400 0 0	1,25,000 0 0	1,28,400 0 0	1,22,019 6 0	1,970 10 0
---	25,00,000 0 0	13,470 0 0	1,00,000 0 0	1,13,470 0 0	99,860 0 0	13,610 0 0
---	10,00,000 0 0	---	35,000 0 0	35,000 0 0	35,000 0 0	---
---	---	---	60,000 0 0	60,000 0 0	---	*60,000 0 0
---	7,33,94,000 0 0	1,74,667 1 8	31,34,544 0 0	33,09,211 1 8	30,48,813 9 0	1,94,341 7 8
---	---	---	---	---	---	*66,056 1 0
7,58,537 14 0	1,11,58,132 2 0	1,74,667 1 8	63,18,614 2 0	64,93,281 3 8	62,32,883 11 0	1,94,341 7 8
---	---	---	---	---	---	*66,056 1 0

Amount of loan outstanding on 1st April 1955.	Amount of debentures held by Govt. on 1st April 1955.	Amount of debentures re-purchased during 1955-56.	Amount of debentures held by Govt. on 31st March 1955.	Amount of debentures held by the Corporation on 31st March 1956.
Rs.	Rs.	Rs.	Rs.	Rs.
(a) 45,00,000			---	45,00,000
(b) 1,72,00,000			---	1,72,00,000
(c) 89,00,000			---	89,00,000
(d) 1,00,00,000			---	1,00,00,000
(e) 70,00,000	6,00,000	6,00,000	---	70,00,000
Total. 4,76,00,000	6,00,000	6,00,000	---	4,76,00,000

* To be treated as savings.

P. R. NAYAK,
Municipal Commissioner.

Appendix No 30.

IMPROVEMENT SCHEMES.

Comparison of Face, Purchase and Market Values as on 31st March 1956 of the different Securities held in the Sinking Fund (vide para 30 of the Chief Accountant's Report).

Particulars of Securities.	Face Value.	Book Value.	Market rate per cent.	Value at Market rates (B. I. Trust and Municipal Debentures being valued at par).
	Rs.	Rs. a. p.	Rs. a. p.	Rs. a. p.
4 per cent. Bombay Port Trust Debentures ...	3,17,000	2,84,726 14 0	99 15 0	3,16,807 14 0
4 per cent. Bombay Improvement Trust Debentures ...	19,53,000	18,10,538 4 0	Par	19,53,000 0 0
4½ per cent. Bombay Improvement Trust Debentures	4,75,56,300	4,75,56,300 0 0	"	4,75,56,300 0 0
5 per cent. Bombay Improvement Trust Debentures ...	9,81,500	9,05,409 10 0	"	9,81,500 0 0
6 per cent. Bombay Improvement Trust Debentures ...	23,73,100	23,89,825 0 0	"	23,73,100 0 0
3½ per cent. Bombay Municipal Debentures ...	4,54,500	4,54,500 0 0	"	4,54,500 0 0
3 per cent. Bombay Municipal Debentures ...	20,42,100	20,42,100 0 0	"	20,42,100 0 0
3½ per cent. Bombay Municipal Debentures ...	43,500	43,500 0 0	"	43,500 0 0
3 per cent. Conversion Loan ...	5,22,300	5,23,746 13 0	76 12 0	4,00,865 4 0
4 per cent. B. I. Trust Sterling Debentures ...	£1,50,000	19,67,923 9 8	Par at 1/5 $\frac{31}{32}$	20,03,478 4 2
Total	{ Rs. 5,62,43,300 £ 1,50,000 }	5,79,78,570 2 8		5,81,25,145 6 2

T. V. DORAISWAMY,
Chief Accountant.

P. R. NAYAK,
Municipal Commissioner.

APPENDIX No. 31

EDUCATION FUND

Revenue Account for the year ended 31st March 1956

Particulars.	Total	Particulars	Total
Rs. a. p.	Rs. a. p.	Rs. a. p.	Rs. a. p.
To Revenue Expenditure as per Appendix No. 33		By Revenue Receipts as per Appendix No. 32	
City Section	1,27,52,402 8 8	City Section	1,32,09,650 4 3
Suburban Section...	22,20,356 4 0	Suburban Section	20,45,212 6 9
	1,49,72,758 12 8		1,52,54,862 11 0
Balance being surplus for the year	2,82,103 14 4		
Total	1,52,54,862 11 0	Total	1,52,54,862 11 0
To Revenue Expenditure to be incurred in 1956-57 and provided for as Renewed Grants	10,45,921 0 0	By Opening Balance	21,13,038 9 2
To Balance being Surplus Revenue Fund as at 31st March 1956	24,09,430 7 6	.. Revenue of previous years reserved for the year 1955-56	10,60,209 0 0
		.. Surplus for the year	2,82,103 14 4
Total	34,55,351 7 6	Total	34,55,351 7 6

T. V. DORAISWAMY,
Chief Accountant.

P. R. NAYAK,
Municipal Commissioner.

APPENDIX No. 32.
EDUCATION FUND.

Statement showing the Net Income Receipts during the Financial year 1955-56 from all sources as contrasted with the Original and Revised Budget Estimates.

Particulars.	Budget Estimate for 1955-56.			Revised Estimate for 1955-56			Actuals for 1955-56.			Actuals for 1954-55.			Compared with Original Estimate.	Compared with Revised Estimate.
	City.	Suburbs.	Total.	City.	Suburbs.	Total.	City.	Suburbs.	Total.	City.	Suburbs.	Total.	+ Increase. - Decrease.	+ Increase. - Decrease.
	Rs.	Rs.	Rs.	Rs.	Rs.	Rs.	Rs.	Rs.	Rs.	Rs.	Rs.	Rs.	Rs.	Rs.
(1) Fees and Fines from Municipal Schools ...	4,65,000	70,000	5,35,000	4,84,000	74,000	5,58,000	5,12,008	77,429	5,89,437	4,78,311	71,708	5,50,019	+54,437	+31,437
(2) Contribution towards Primary Education from Municipal Corporation under Section 126C(c) of the Bombay Municipal Corporation Act ...	1,05,19,500	13,70,493	1,18,89,993	99,72,443	14,17,418	1,13,89,861	99,72,443	14,17,418	1,13,89,861	99,05,135	13,40,484	1,12,45,619	-5,00,132	...
(3) Contribution from Government under clause 2(e) of Schedule BBA of the Bombay Municipal Corporation Act.	25,09,000	5,50,000	30,59,000	25,50,000	5,50,000	31,00,000	25,51,527	5,50,000	31,01,527	25,09,500	5,50,000	30,59,500	+42,527	+1,527
(4) Interest on Endowment and Investments ...	7,200	...	7,200	7,200	...	7,200	6,694	...	6,694	7,105	...	7,105	-506	-506
(5) Rent and other proceeds of Properties ...	6,000	500	6,500	6,000	500	6,500	11,415	140	11,555	10,324	236	10,560	+5,055	+5,055
(6) Interest and Profit on Investments of Surplus Loan and other balances.	50,000	...	50,000	85,000	...	85,000	1,39,304	...	1,39,304	81,958	...	81,958	+89,304	+54,304
(7) Miscellaneous Receipts	25,000	4,000	29,000	20,000	4,000	24,000	16,259	226	16,485	10,773	1,162	11,935	-12,515	-7,515
Total ...	1,35,81,700	19,94,993	1,55,76,693	1,31,24,643	20,45,918	1,51,70,561	1,32,09,650	20,45,213	1,52,54,863	1,30,03,106	19,63,590	1,49,66,696	-3,21,830	+84,302

T. V. DORAISWAMY,
Chief Accountant.

P. R. NAYAK
Municipal Commissioner.

APPENDIX No. 33

EDUCATION FUND

Expenditure

Statement showing actuals as Compared with the final sanctioned grants for 1955-56.

Particulars,	FINAL GRANTS SANCTIONED FOR EXPENDITURE DURING 1955-56.			ACTUALS FOR 1955-56.			FINAL GRANTS COMPARED WITH THE ACTUALS.						ACTUALS FOR 1954-55		
	City	Suburbs.	Total	City	Suburbs	Total.	Amounts to be renewed in 1956-57			Savings			City	Suburbs	Total
							City	Suburbs	Total	City	Suburbs	Total			
	Rs.	Rs.	Rs.	Rs.	Rs.	Rs.	Rs.	Rs.	Rs.	Rs.	Rs.	Rs.	Rs.	Rs.	Rs.
A—General Supervision and Administration—															
(a) Corporation and Standing Committee ...	31,426	...	31,426	25,224	...	25,224	4,782	...	4,782	1,420	...	1,420	24,562	...	24,562
(b) Municipal Commissioner's Office Establishment ...	9,302	...	9,302	8,642	...	8,642	660	...	660	9,217	...	9,217
(c) Audit and Accounts Establishment ...	1,02,416	8,589	1,11,005	98,389	7,786	1,06,175	1,327	...	1,327	2,700	803	3,503	93,514	6,584	1,00,098
(d) Education Officer's Establishment	1,33,202	...	1,33,202	1,27,004	...	1,27,004	3,617	...	3,617	2,581	...	2,581	1,23,533	...	1,23,533
(e) Proportionate cost of Chief Auditor's Establishment...	15,000	...	15,000	13,785	...	13,785	1,215	...	1,215	13,867	...	13,867
(f) Miscellaneous Charges ...	1,576	...	1,576	75	...	75	1,501	...	1,501	946	...	946
	2,92,922	8,589	3,01,511	2,73,119	7,786	2,80,905	9,726	...	9,726	10,077	803	10,880	2,65,639	6,584	2,72,223
B—Municipal Primary Schools															
(a) Supervision of Schools ...	3,52,458	49,871	4,02,329	3,06,903	40,199	3,47,102	7,735	822	8,557	37,820	8,850	46,670	2,98,480	49,509	3,47,989
(b) Schools ...	81,00,302	15,20,129	96,20,431	72,33,986	12,70,821	85,04,807	3,01,407	64,077	3,65,484	5,64,909	1,85,231	7,50,140	68,67,001	11,36,011	80,03,012
(c) Libraries ...	18,696	5,860	24,556	11,149	989	12,138	1,932	80	2,012	5,615	4,791	10,406	13,310	1,501	14,811
	84,71,456	15,75,860	1,00,47,316	75,52,038	13,12,009	88,64,047	3,11,074	64,979	3,76,053	6,08,344	1,98,872	8,07,216	71,78,791	11,87,021	83,65,812
C—Private Primary Schools															
(a) Supervision of Schools ...	37,193	9,671	46,864	32,578	9,334	41,912	292	...	292	4,323	337	4,660	30,072	10,441	40,513
(b) Grant-in-aid to Schools...	8,81,860	2,61,100	11,42,960	3,68,357	1,11,030	4,79,387	4,21,450	1,44,000	5,65,450	92,053	6,070	98,123	1,803	1,14,998	1,16,801
	9,19,053	2,70,771	11,89,824	4,00,935	1,20,364	5,21,299	4,21,742	1,44,000	5,65,742	96,376	6,407	1,02,783	31,875	1,25,439	1,57,314

D—Medical Inspection of School Children—															
(a) Medical Inspection ...	94,043	15,927	1,09,970	83,128	8,735	91,863	4,496	2,500	6,996	6,419	4,692	11,111	83,329	1,219	84,548
(b) School Clinic at K.E.M. Hospital	17,448	...	17,448	15,747	...	15,747	129	...	129	1,572	...	1,572	15,560	...	15,560
	1,11,491	15,927	1,27,418	98,875	8,735	1,07,610	4,625	2,500	7,125	7,991	4,692	12,683	98,889	1,219	1,00,108
E—Enforcement of Compulsion.	56,104	10,939	67,043	28,882	4,739	33,621	6	...	6	27,216	6,200	33,416	16,923	174	17,097
F—Educational Activities—															
(a) R. C. Training Institute for Lady Urdu Teachers	19,143	...	19,143	14,284	...	14,284	1,062	...	1,062	3,797	...	3,797	13,571	...	13,571
(b) Refresher Courses for Municipal Teacher	3,000	...	3,000	740	...	740	2,260	...	2,260
(c) Functions ...	9,104	2,600	11,704	4,052	927	4,979	1,748	194	1,942	3,304	1,479	4,783	3,558	904	4,462
(d) Scouting ...	44,818	7,508	52,326	9,178	859	10,037	20,683	2,802	23,485	14,957	3,847	18,804	26,401	1,874	28,275
(e) Education Research Unit	22,051	...	22,051	5,914	...	5,914	222	...	222	15,915	...	15,915
	93,116	10,108	1,08,224	34,168	1,786	35,954	23,715	2,996	26,711	40,233	5,326	45,559	43,530	2,778	46,308
G—Pension and Provident Fund—															
(a) Provident Fund ...	8,10,000	1,15,000	9,25,000	6,85,777	93,546	7,80,323	1,23,223	21,454	1,44,677	7,58,845	91,685	8,50,484
(b) Pension	2,95,674	...	2,95,674	2,57,861	...	2,57,861	6,020	...	6,020	31,793	...	31,793	2,66,593	...	2,66,593
	11,05,674	1,15,000	12,20,674	9,44,638	93,546	10,38,184	6,020	...	6,020	1,55,016	21,454	1,76,470	10,25,392	91,685	11,17,077
H—Dearness Allowance ...	32,28,979	6,56,085	38,85,064	31,66,362	6,14,551	37,80,913	14,465	4,448	18,913	48,152	37,086	85,238	29,92,085	5,50,920	35,43,005
I—New Works ...	14,195	8,542	22,737	218	8,542	8,760	13,880	...	13,880	97	...	97	8,021	...	8,021
J—Debt Charges ...	2,84,568	51,113	3,35,681	2,53,167	48,299	3,01,466	20,578	1,167	21,745	10,823	1,647	12,470	1,75,240	14,116	1,89,356
Total ...	1,45,82,558	27,22,934	1,73,05,492	1,27,52,402	22,20,357	1,43,72,759	8,25,831	2,20,090	10,45,921	10,04,325	2,82,487	12,86,812	1,18,36,431	19,79,890	1,38,16,321

T. V. DORAISWAMY,
Chief Accountant.

P. R. NAYAK,
Municipal Commissioner.

APPENDIX No. 33-A

EDUCATION FUND

Statement showing details of Expenditure incurred on New Works during the year 1955-56.

Particulars	Expenditure upto 31-3-55	Expenditure during the year 1955-56	Total Expenditure upto 31-3-1956
	Rs.	Rs.	Rs.
Works completed (as per report for 1951-52) ...	23,021	...	23,021
Providing sanitary accommodation for the School at S No 90 Mahul.	...	8,542	8,542
Providing RCC Storage Tanks in the Garden of R.C. Training School at Imamwada Road	...	218	218
Total ...	23,021	8,760	31,881

T. V. DORAISWAMY,
Chief Accountant.

P. R. NAYAK,
Municipal Commissioner.

APPENDIX No. 34
EDUCATION FUND

Revenue Account Balance Sheet as at 31st March 1956

Liabilities.	Rs. a. p.	Assets	Rs. a. p.
Debts.		Cash at Bank 7,14,495 11 7	
		Cash in Office 5,927 10 4	
		Education Loan Interest	
		Warrant Payable	
Due on cheques payable ...	1,11,461 12 6	Account. 1,287 4 0	7,21,710 9 11
		Advances—Recoverable (vide Appendix No. 39)	
		Municipal Officers 22,838 6 9	
Due on outstanding charges for 1955-56 and previous years ...	10,45,921 0 0	Sundries—Miscellaneous advances. 56,292 10 0	79,131 0 9
		Plant and Machinery 16,000 0 0	
		Add Expenditure during 1955-56 ... 1,064 4 0	
Due on outstanding charges on account of Interest accrued but not paid (details vide Appendix No. 39B)	8,333 5 4	17,064 4 0	
		Less Depreciation 3,413 0 0	13,651 4 0
Deposits in Cash and Public Securities from Contractors and private parties (vide details shown in Appendix No. 39-A) ...	8,66,891 1 1	Deposits in Public Securities with State Bank of India 33,200 0 0	
		In Office ... 11,000 0 0	44,200 0 0
		Municipal Contribution Receivable	
		From Budget 'A' 90,439 2 7	
		From Budget 'D' 25,166 13 0	1,15,605 15 7
Endowment Fund (vide details shown in Appendix No. 41-A)...	3,40,797 9 2	Investments—	
		Endowment Fund (vide Appendix No. 41-A)	
		With State Bank of India	
		In securities 3,40,045 2 6	
		In cash ... 752 6 8	
Surplus Revenue Fund (vide Appendix No. 31) ...	24,09,430 7 6	3,40,797 9 2	
		Surplus Fund	
		In securities * 2,45,860 5 0	
		In Fixed, Call and Current Account Deposits 32,21,878 7 2	
			38,08,536 5 4
Total ...	47,82,835 3 7	Total ...	47,82,835 3 7

* Details of Securities held in Surplus Fund—

	Face value		Cost	
	Rs.		Rs.	as. ps.
3% Conversion Loan, 1946	...	200	165	0 0
3% Govt. Loan 1970-75	...	1,500	1,307	13 0
4% Bombay Municipal Debentures 1954-	...	2,45,000	2,44,387	8 0
		<u>2,45,700</u>	<u>2,45,860</u>	<u>5 0</u>

T. V. DORAISWAMY,
Chief Accountant.

P. R. NAYAK,
Municipal Commissioner.

APPENDIX No. 35
EDUCATION FUND

Capital Fund Balance Sheet as at 31st March 1956.

Liabilities	Rs. a. p.	Assets	Rs. a. p.
Loan Outstanding—		Block Account—	
Due to Public—		Loan Funds—	
(Vide details as shown in Appendix No. 37).	45,00,000 0 0	Property and Assets at original cost as per Appendix No. 36.	23,78,648 2 8
Trust Fund		Trust Fund—	
Donation for construction of a school building at Kuria.	18,366 5 0	Expenditure as per Appendix No. 36.	68,775 14 4
Interest earned during the year	700 0 0	Investment—	
Donation from Mukti Sangh, Santa Cruz for constructing a school building in T.P.S. III Santa Cruz.	8,264 7 0	Sinking Fund—	
Interest earned during the year	589 10 0	As per Appendix No. 38	2,41,350 15 0
	27,920 6 0	Loan Fund—	
Surplus—		In Securities	3,20,866 4 0
Sinking Fund	2,41,350 15 0	In Fixed and Call Deposits	18,00,000 0 0
Contribution from Trust Fund	68,775 14 4	In Cash	28,405 15 4
Grand Total	48,38,047 3 4		*21,49,272 3 4
		Grand Total	48,38,047 3 4

* Includes Rs. 27,920-6-0 being balance on account of Trust Fund.

† For Face, Purchase and Market values of Securities held in the Sinking Funds, please see Appendix No. 41.

T. V. DORAISWAMY,
Chief Accountant.

P. R. NAYAK,
Municipal Commissioner.

APPENDIX No. 36 EDUCATION FUND

Block Account showing details of Capital Expenditure upto 31st March 1956

	Total Capital Expenditure upto 31st March 1955.	Expenditure during 1955-56.	Total Capital Expenditure upto 31st March 1956.
	Rs.	Rs.	Rs.
(1) Loan Funds			
City Section			
<i>Works Completed—</i>			
Extension of Haji Ismail Haji Allana School building at Antop Hill.	20,118	...	20,118
<i>Works in Progress—</i>			
(1) Construction of an additional floor over the existing Municipal School Building at Delisle Road.	1,32,440	...	1,32,440
(2) Construction of School Building on Plot Nos. 50, 51 and 52, Suparibaug Estate.	4,71,821	3,692	4,75,513
(3) Construction of an additional floor over J. R. Municipal Urdu School at Sandhurst Road.	34,010	5	34,015
(4) Construction of a ground and two upper floor Buildings for a Gujarati School at Matunga.	1,78,157	523	1,78,680
(5) Construction of a school building at Sion on Plot Nos. 160B to 162A in Scheme No. 6, Sion Matunga Estate.	3,49,347	1,23,624	4,72,971
(6) Construction of an additional storey over R.C. Urdu School at Mahim.	70,063	509	70,572
(7) Construction of a school building on Plot Nos. 27-29, Scheme 60, Naigaum Estate.	1,01,577	2,74,033	3,75,610
(8) Construction of a school building on Plots Nos 150, 151, 152 and 153 in Scheme No. 31, Suparibaug Estate.	89,040	152	89,192
(9) Purchase of Plot No. 96-98 North and 141-13 South, Dadar-Matunga Schemes 5 and 6 including structures thereon for Municipal schools.	56,000	...	56,000
(10) Construction of additional floor over the Sewri Marathi School Building.	...	48,900	48,900
Total works in progress ...	14,82,455	4,51,438	19,33,893
Total: City Section ...	15,02,573	4,51,438	19,54,011
Suburban Section			
(1) Construction of a school building at Dr. Ambedkar Road, Pali, Bandra.	49,942	538	50,480
(2) Construction of an additional building in the Petit School compound.	85	404	489
(3) Extension of Municipal Village Marathi School at Old Kurla.	30,484	12,995	43,479
(4) Extension of Municipal Marathi School at Ghatla.	39,576	1,183	40,759
(5) Construction of an additional floor over the Marathi School at Versova.	100	6,863	6,963
(6) Construction of an additional floor over the Municipal Manilal Sunderji School at Vile Parle (West).	20,002	27,726	47,728
(7) Construction of a new school building over the site of the reclaimed Juhu Tank.	97	81,560	81,657
(8) Acquisition of Plot No. 50 T. P. Scheme III Santacruz about 2,500 square yards.	19	34,500	34,519
(9) Construction of a School Building at T. P. Scheme No. III Santacruz.	...	89	89
(10) Construction of an additional floor over Suren Primary School Building at Andheri	...	95	95
(11) Construction of an additional floor at Station School, Kurla	...	16,174	16,174
(12) Construction of an additional rooms to Municipal School at Danda	...	82	82
Total: Suburban Section ...	1,40,305	1,82,209	3,22,514
DISCOUNT AND OTHER CHARGES ON THE LOANS—			
Discount and other charges on the Loans ...	54,262	47,862	1,02,124
Total, Loan Funds ...	16,97,140	6,81,509	23,78,649
(2) Trust Fund			
(1) Construction of an additional storey over the R. C. Urdu School Building at Mahim.	68,776	...	68,776
Total: Trust Funds ...	68,776	...	68,776
Grand Total ...	17,65,916	6,81,509	24,47,425

Note.—Capital Expenditure upto 31-12-1950 is shown in Budget 'A' accounts under III.—Education Primary (Appendix No. 8).

T. V. DORAISWAMY,
Chief Accountant.

P. R. NAYAK,
Municipal Commissioner.

APPENDIX No. 37

EDUCATION FUND

Statement showing outstanding loans due by the Municipality, the interest outstanding on 1st April 1955 on the different Loans, the amount payable for the year 1955-56, the amount paid by the State Bank of India, and in Office during that year and the balances outstanding on 31st March 1956.

Particulars of Loans.	Rate of Interest.	Balance due on 1-4-55.	Amount raised in 1955-56.	Total.	Amount repaid in 1955-56.	Balance due on 31st March 1956.	Interest outstanding on 1-4-1955.	Interest payable in 1955-56.	Total Interest due.	Deduct Interest paid by the State Bank of India and in Office.	Outstanding State on 31st March 1956.
(1)	(2)	(3)	(4)	(5)	(6)	(7)	(8)	(9)	(10)	(11)	(12)
		Rs. a. p.		Rs. a. p.		Rs. a. p.	Rs. a. p.	Rs. a. p.	Rs. a. p.	Rs. a. p.	Rs. a. p.
(Loans raised from the Public											
1) The 5 Lakhs Education Loan of 1952	4 per cent.	5,00,000 0 0	...	5,00,000 0 0	...	5,00,000 0 0	1,140 0 0	20,000 0 0	21,140 0 0	19,585 4 0	1,554 12 0
(2) The 5 Lakhs Education Loan of 1952-53	4 per cent.	5,00,000 0 0	...	5,00,000 0 0	...	5,00,000 0 0	...	20,000 0 0	20,000 0 0	20,000 0 0	...
(3) The 15 Lakhs Education Loan of 1954	4 per cent.	15,00,000 0 0	...	15,00,000 0 0	...	15,00,000 0 0	135 0 0	60,000 0 0	60,135 0 0	56,635 0 0	3,500 0 0
(4) The 20 lakhs Education Loan of 1955	4 per cent.	...	20,00,000	20,00,000 0 0	...	20,00,000 0 0	...	40,000 0 0	40,000 0 0	24,397 8 0	15,602 8 0
Loans from Public ...		25,00,000 0 0	20,00,000	45,00,000 0 0	...	45,00,000 0 0	1,275 0 0	1,40,000 0 0	1,41,275 0 0	1,20,617 12 0	20,657 4 0

T. V. DORAISWAMY,
Chief Accountant.

P. R. NAYAK,
Municipal Commissioner.

APPENDIX No. 38
EDUCATION FUND

Statement showing the Actual Investments on account of the Sinking Fund of different Municipal Loans upto 31st March 1956, compared with the amounts which should have accumulated upto that date on the basis of the Fixed Instalments and the sums set aside as Sinking Fund as at 31st March 1956.

Name of Loan	Amount raised	When raised	When repayable	Amount of Annual Sinking Fund Instalment	Date when Sinking Fund commenced	Amount of Sinking Fund which should have accumulated upto 31st March 1956 at compound Interest
1	2	3	4	5	6	7
	Rs.			Rs.		Rs. a. p.
<i>4 percent. Municipal Loan (3½ percent. basis).</i>						
5 lakhs Education Loan 1952 ...	5,00,000	3rd September 1952.	1st September 1964	33,756 2	1st September 1953	1,07,411 6 0
5 lakhs Education Loan 1952-53 ...	5,00,000	26th November 1952.	1st September 1967	25,438 0	1st September 1953	80,943 0 0
15 lakhs Education Loan 1954 ...	15,00,000	16th October 1954.	1st September 1964	51,694 0	1st September 1955	52,825 0 0
					Total ...	2,41,179 6 0
	Amount actually invested upto 31st March 1956				Amount of interest accrued upto 31st March 1956 collected and invested in 1956-57	Total of Columns 5 and 6
	Amount of Sinking Fund invested upto 31st March 1955	Sinking Fund Instalments paid in 1955-56	Interest etc., accumulations invested in 1955-56	Total		
1	2	3	4	5	6	7
	Rs. a. p.	Rs. a. p.	Rs. a. p.	Rs. a. p.	Rs. a. p.	Rs. a. p.
Sinking Fund ...	1,23,220 4 0	1,10,888 2 0	7,242 9 0	2,41,350 15 0		
In Public Securities as detailed in Appendix No. 41.				2,41,275 5 0		
In Cash ...				75 10 0		
Total ...				2,41,350 15 0	811 10 0	2,42,162 9 0

The market value of the securities on 31st March 1956 is Rs. 2,43,076-1-0 as shown in Appendix No. 41 and after adding the Cash Balance of Rs. 75-10-0 the interest accrued on securities amounting to Rs. 811-10-0 the total amount of Sinking Fund is Rs. 2,43,963-5-0.

T. V. DORAISWAMY,
Chief Accountant

P. R. NAYAK,
Municipal Commissioner.

APPENDIX No. 39
EDUCATION FUND

Statement of Advances for 1955-56

Name of Account.	Opening Balance on 1st April 1955.	Debits during 1955-56	Total.	Credits during 1955-56	Closing Balance on 31st March 1956.
	Rs.	Rs.	Rs.	Rs.	Rs.
Municipal Officers :—					
Standing Advances for Contingent expenses ...	15,891	2,599	18,490	1,072	17,418
Motor Cars and Motor cycles to officers.	5,525	4,202	9,727	4,307	5,420
Dishonoured cheques
	21,416	6,801	28,217	5,379	22,838
Miscellaneous Advances Sundries ...	686	57,624	58,310	2,017	56,293
Total.	22,102	64,425	86,527	7,396	79,131

T. V. DORAISWAMY,
Chief Accountant.

P. R. NAYAK,
Municipal Commissioner.

APPENDIX No. 39-A

EDUCATION FUND

Statement of Deposit Accounts for 1955-56

Name of Account	Opening Balance on 1st April 1955	Credits during 1955-56	Total	Debits during 1955-56	Closing Balance on 31st March 1956.
	Rs.	Rs.	Rs.	Rs.	Rs.
A.—Cash Deposits from Contractors, Tenderers and Municipal Employees ...					
(i) From Contractors	84,336	42,184	1,26,520	48,513	78,007
(ii) From Tenderers	...	31,941	31,941	12,400	19,541
B.—Cash Deposits from private parties received through Departmental Offices ...					
C.—Other Cash Deposits ...					
(1) Provident Fund Advances etc.	37,390	1,02,065	1,39,455	86,671	52,784
(2) Pensions	1,735	3,436	5,171	1,267	3,904
(3) Co-operative Societies	15,412	41,163	56,575	43,710	12,865
(4) Interest on Securities of Endowment Funds	8,963	7,062	16,025	6,257	9,768
(5) Interest on other Securities
(6) Income-tax on Establishments	716	5,925	6,641	5,960	681
(7) Unpaid Rent	42,187	41,035	83,222	47,096	36,126
(8) Court attachment and departmental dues	1,040	3,130	4,170	3,524	646
(9) Other Deposits	81,216	2,34,296	3,15,512	1,37,446	1,78,066
(10) Sales Tax	1	639	640	599	41
(11) Unclaimed Wages	59,431	1,45,473	2,04,904	1,36,012	68,892
(12) Municipal Contribution	1,23,528	2,47,108	3,70,636	9,266	3,61,370
D.—Paper Deposits kept in Office	14,000	14,000	3,000	11,000
E.—Paper Deposits from Contractors Municipal Employees etc.,	71,400	9,300	80,700	47,500	33,200
Wages Deposit Account
Provident Fund Recoveries and Payments	..	23,73,229	23,73,229	23,73,229	...
Total ...	5,27,355	33,01,986	38,29,341	29,62,450	8,66,891

T. V. DORAISWAMY,
Chief Accountant.

P. R. NAYAK,
Municipal Commissioner.

APPENDIX No. 39B
EDUCATION FUND

Statement showing 'Interest accrued but not paid' in respect of the following Municipal Loans credited to Suspense Account pending adjustment in their respective years of repayment outstanding on 31st March 1956.

Year of Adjustment	Particulars of Loan	Amount of Interest accrued but not paid outstanding	Date of maturity of loan
		Rs. a. p.	
1953-54	Rs. 5 lakhs Education Loan of 1952-53 ...	1,666 10 8	1-9-1964
1954-55	Rs. 5 lakhs Education Loan of 1952-53 ...	1,666 10 8	1-9-1967
1955-56	Rs. 15 lakhs Education Loan of 1954 ...	5,000 0 0	1-9-1964
	Total ...	8,333 5 4	

T. V. DORAISWAMY,
Chief Accountant.

P. R. NAYAK,
Municipal Commissioner.

APPENDIX No. 40
EDUCATION FUND

Statement showing the amounts of Receipts and Expenditure respectively credited and debited to the Education Fund during the year 1955-56 and the balance at the credit of the Fund at the close of the year 1955-56 (i.e., 31st March 1956).

	Rs.	a.	p.
RECEIPTS—A.—REVENUE ACCOUNT			
(1) Fees and Fines from Municipal Schools ...	5,89,436	12	6
(2) Contribution towards Primary Education from Municipal Corporation under Section 126C(c) of the Bombay Municipal Corporation Act—			
(i) From Budget 'A' ...	99,72,443	0	0
(ii) From Budget 'D' ...	14,17,418	0	0
(3) Contribution from Government under Clause 2(e) of Schedule BBA of the Bombay Municipal Corporation Act ...	31,01,526	13	0
(4) Interest on Endowment and Investments ...	6,694	3	0
(5) Rent and other proceeds of properties ...	11,555	6	0
(6) Interest and Profits on Investments of Loan and other balances ...	1,39,303	14	0
(7) Miscellaneous Receipts ...	16,484	10	6
Total—Revenue Receipts ...	1,52,54,862	11	0
RECEIPTS—B.—CAPITAL ACCOUNT			
(1) New Loan ...	20,00,000	0	0
(2) Trust Fund ...	1,289	10	0
Total—Capital Receipts ...	20,01,289	10	0
RECEIPTS—C.—SUSPENSE ACCOUNT			
Advances—Municipal Officers—			Cr
(a) Standing Advances for Contingent Expenditure ...	1,071	14	0
(b) Motor Cars and Motor Cycles to Officers ...	4,307	8	0
(c) Dishonoured Cheques ...	9,529	4	0
Advance for purchase of Plant and Machinery ...			
Sundries—Miscellaneous Advances ...	2,017	13	3
State Bank of India and other Local Banks Paper and Cash Account—including paper deposits kept in office custody			
Sinking Fund (Paper and Cash) Account ...	1,11,112	13	0
Endowment Fund (Paper and Cash) Account ...	24,849	1	0
Loan Fund (Paper and Cash) Account ...	2,00,110	0	0
Surplus Fund (Paper and Cash) Account ...	15,495	15	0
Sundry Deposits (Paper and Cash) Account ...	93,61,704	5	6
Deposit Account ...	9,28,757	1	4
Provident Fund Recoveries ...	23,73,229	6	0
Provident Fund Investments ...	8,71,956	4	0
Cash Bills Outstanding ...			
Cheques Payable ...	1,49,80,398	1	5
Wages Deposit Account ...			
Municipal Contribution Receivable ...	1,16,271	7	7
Municipal Contribution Payable (Refundable) ...			
Endowment Fund Account ...	3,324	8	0
Sinking Fund Account—Education ...	1,18,130	11	0
Education Loan Interest Warrant Payable Account ...	1,00,561	5	0
Interest Receivable A/c ...			
Interest accrued but not paid ...	5,000	0	0
Investment of Surplus Monies in Public Securities ...	2,98,500	0	0
Advances from Surplus Monies for financing Capital Expenditure pending raising of Loan. ...			
Total—Suspense Receipts ...	2,95,26,327	6	1

APPENDIX No. 40. (Contd.)

EXPENDITURE—A.—REVENUE ACCOUNT		Rs.	a.	p.
A.—General Supervision and Administration	...	2,80,905	7	3
B.—Municipal Primary Schools	...	88,64,046	13	3
C.—Private Primary Schools	...	5,21,298	9	9
D.—Medical Inspection of school children	...	1,07,610	0	6
E.—Enforcement of Compulsion	...	33,620	12	3
F.—Educational Activities	...	35,953	14	6
G.—Pension and Provident Fund	...	10,38,184	5	0
H.—Dearness Allowance	...	37,80,912	14	0
I.—New Works	...	8,760	2	0
J.—Debt Charges	...	3,01,465	14	2
Total—Revenue Expenditure	...	1,49,72,758	12	8
EXPENDITURE—B.—CAPITAL ACCOUNT				
(1) Loan Funds	...	6,33,647	1	0
Discount and other charges on New Loan	...	47,861	8	0
(2) Trust Fund Expenditure		
Total—Capital Expenditure	...	6,81,508	9	0
EXPENDITURE—C.—SUSPENSE ACCOUNT				
Advances—Municipal Officers—				
(a) Standing Advances for contingent expenditure	...	2,598	15	0
(b) Motor Cars and Motor Cycles to Officers	...	4,202	8	0
(c) Dishonoured Cheques		
Advance for purchase of Plant and Machinery	...	7,180	8	0
Sundries—Miscellaneous Advances	...	57,624	4	3
State Bank of India and other Local Banks Paper and Cash Account—including Paper				
Deposits in office custody				
Sinking Fund (Paper and Cash) Account	...	2,29,243	8	0
Endowment Fund (Paper and Cash) Account	...	28,173	9	0
Loan Fund (Paper and Cash) Account	...	3,19,891	1	0
Surplus Fund (Paper and Cash) Account		
Sundry Deposits (Paper and Cash) Account	...	1,07,01,741	14	0
Deposit Account	...	5,89,220	12	4
Provident Fund Payments	...	23,73,229	6	0
Provident Fund Investments	...	8,71,956	4	0
Cash Bills Outstanding		
Cheques Payable	...	1,50,69,277	7	5
Wages Deposit Account		
Municipal Contribution Receivable	...	1,15,607	15	7
Municipal Contribution Payable (Refundable)		
Endowment Fund Account		
Sinking Fund Account Education		
Education Loan Interest Warrants—Payable Account	...	1,01,848	9	0
Interest Accrued but not paid		
Interest Receivable Account		
Investment of Surplus Monies in Public Securities	...	2,98,500	0	0
Advances from Surplus Monies for financing Capital Expenditure pending raising of Loan		
Total—Suspense Expenditure	...	3,07,70,296	9	7

SUMMARY

Receipts.		Disbursements.
Rs. a. p.		Rs. a. p.
3,73,507 10 1	Balance on 1st April 1955—	
1,52,54,862 11 0	A.—Revenue Account	1,49,72,758 12 8
20,01,289 10 0	B.—Capital Account	6,81,508 9 0
2,95,26,327 6 1	C.—Suspense Account	3,07,70,296 9 7
4,67,82,479 11 1	*Balance on 31st March 1956	4,64,24,563 15 3
4,71,55,987 5 2	Total	7,31,423 5 11
		4,71,55,987 5 2
Bank's Reconciliation—		Rs. a. p.
*Balance as per Bank's Pass Book		7,66,303 0 5
Add—Revenue sent to the Bank on 31st March 1956 but acknowledged on 2nd April 1956		9,046 0 0
		7,75,349 0 5
Less—Uncashed cheques		60,853 4 10
Balance as per Day Book (Col. No. 10)		7,14,495 11 7
Balance in Office in Government Promissory Notes etc.		Rs. a. p. 11,000 0 0
Balance in Office in Cash		5,927 10 4
		16,927 10 4
		7,31,423 5 11

T. V. DORAISWAMY,
Chief Accountant.

P. R. NAYAK,
Municipal Commissioner.

APPENDIX No. 41
EDUCATION FUND

*Comparison of Face, Purchase and Market Values at 31st March 1956
of the different Securities held in the Sinking Fund*

Particulars of Securities	Face value	Purchase rate per cent.	Book Value	Market rate per cent.	Value at Market Rate (Municipal Debentures being valued at par)
	Rs.	Rs.	Rs. a. p.	Rs.	Rs. a. p.
4 per cent. Municipal Debentures ...	2,41,500	99½	2,39,688 12 0	Par	2,41,500 0 0
.. ..	1,000	99½	995 0 0	..	1,000 0 0
3 per cent. Conversion Loan, 1946 ...	400	82½	330 0 0	76-12	307 0 0
3 per cent 1st Development Loan 1970-75 ...	300	87½	261 9 0	89-11	269 1 0
Total ...	2,43,200		2,41,275 5 0		2,43,076 1 0

T. V. DORAISWAMY,
Chief Accountant

P. R. NAYAK,
Municipal Commissioner.

APPENDIX No. 41-A
EDUCATION FUND

Statement showing the amount of and object for which the endowments held under the Endowment Fund were received from different parties upto 31st March 1956.

Serial No.	Name of Donor.	Object for which endowment is given.	Particulars of Securities.	Face value.	Rate per cent.	Book Value.
				Rs.	Rs. a.	Rs. a. p.
1	Smt. Anandibai Keskar	... "Anandibai Keskar Prize" at Dadar Kumbharwada Marathi Girls School ...	3 per cent. Conversion Loan 1946	100	Par	100 0 0
2	Bachubai S. Bengalee	... "Bachubai Sorabji Bengalee and Sorabjee Shapurji Pengalce Prizes" at S. S. Bengalee Gujarati Girls' School.	{ 4 per cent. Bombay Port Trust Bonds 3 per cent. 1st Development Loan 1970-75	1,000 500	Par 87 3	1,000 0 0 435 15 0 *25 10 0
3	Bai Gulabbai H. Shah Memorial Committee	"Bai Gulabbai Haribhai Shah Prize" at Gujarati Schools	{ 3 per cent. Conversion Loan 1946 3 per cent. 1st Development Loan 1970-75	900 300	Par 87 3	900 0 0 261 9 0
4	Bai Kashibai Itchhashankar Joshi	... "Bai Kashibai Itchhashankar Joshi Prizes" at Bhuleshwar Gujarati Girls' School.	3 per cent. Non-terminable Loan 1896-97	1,300	...	1,202 0 0
5	Mr. Mathuradas Tricundas and Sheth Vithaldas Damodar Govindjee, Trustees.	"Bai Nandubai d/o Ruttansey Raghavji alias Bai Guryantibai w/o Chhabildas Chutarbhuj Bhagat's scholarships" at Gujarati Girls Schools.	2½ per cent. Govt. Loan 1961	4,200	Par	4,200 0 0
6	Mr. Ramdas Madhavji	... Behn Manjula d/o Ramdas Madhavji Memorial Fund" for distributing laharies at Bhuleshwar Gujarati Girls' School.	{ 3 per cent. Conversion Loan 1946 3½ per cent. Bombay Municipal Debentures 1947	2,500 500	Par 99 4	2,500 0 0 496 4 0
7	Dr. Blaney Memorial Fund	... "Dr. Blaney Prize"	{ 3 per cent. 1st Development Loan 1970-75 do.	1,100 600	98 8½ 87 3	1,083 13 6 523 2 0 *25 10 0
8	Mr. Nawrosji Sorabji Bengalee, son of Meherbai Kola and late students and sympathisers etc., of the S.S. Bengalee Gujarati Girls' School.	"Golden Jubilee of the S. S. Bengalee Gujarati Girls' School Trust Fund" and "Nowrosji Bengalee Trust Fund" scholarship prizes, etc., at S. S. Bengalee Gujarati Girls' School.	{ 4 per cent. Bombay Municipal Debentures 1954 3 per cent. 1st Development Loan 1970-75 3 per cent. Conversion Loan 1946	3,500 300 1,900	99 12 87 3 Par	3,491 4 0 261 9 0 1,900 0 0
9	Harkisondas Brijlal Memorial Committee.	"Harkisondas Brijlal Prize" at Buddiwardhak. Gujarati Boys' School	{ 3 per cent. Conversion Loan 1946 3 per cent. 1st Development Loan 1970-75	500 200	Par 87 3	500 0 0 174 6 0 *12 13 0
10	The Anjaria Memorial Fund Committee	... "Himatlal Ganeshji Anjaria Scholarship" to teachers under training	{ 3 per cent. Conversion Loan 1946 3 per cent. 1st Development Loan 1970-75	1,200 500	Par 87 3	1,200 0 0 435 15 0
11	Messrs. Jairajbhoy Peerbhoy and Noormahomed Jairajbhoy Peerbhoy.	"Jairajbhoy Peerbhoy Gujarati Girls' School Fund"	{ 4 per cent. Bombay Municipal Debentures 1954 3 per cent. Conversion Loan 3 per cent. 1st Development Loan (1970-75)	2,000 15,000 400	99 12 Par 87 3	1,995 0 0 15,000 0 0 348 12 0 *56 4 0
12	Executors of the will of the late Jeshtaram Premji.	... "Jeshtaram Premji School Trust Fund"	{ 3 per cent. Conversion Loan 1946 4 per cent. Bombay Municipal Debentures (180 lacs) 1954 4 per cent. Bombay Port Trust Bonds (1913) 2½ per cent. Govt. Loan 1961 3 per cent. Conversion Loan 1946	9,100 4,500 500 400 5,400	Par 99 12 116 0 98 14 100 4	9,100 0 0 4,488 12 0 580 0 0 395 8 0 5,413 8 0
13	Bai Jivkore Lallubhai	... "Bai Jivkore Lallubhai Scholarship and Prizes" at S. S. Bengalee Gujarati Girls' School.	{ 11 Ordinary shares of Rs. 500 each in Commercial Ahmedabad Mills Co. Ltd. 3½ per cent. Bombay Municipal Debentures, 1977 3% Conversion Loan 1946	5,500 2,500 1,600	Par 87 2 82 8	5,500 0 0 2,178 2 0 1,320 0 0

		3½ Bombay Municipal Debentures (1.25 Crores Loan Rep. 1977)	2,000	98 8	1,970 0 0
		3 per cent. Conversion Loan 1946	1,800	80 9	1,450 2 0
14	Residents of Girgaum Locality	... "Khurshedbai Byramji Wadia Prize" for Municipal Girgaum Gujarati School	500	98 2	490 10 0
		3 per cent. Bombay Municipal Debentures Rep. 1977	100	87 3	87 3 0
15	Lord Hardinge Birth day Celebration Committee.	... "Lady Hardinge Prize" at Municipal Schools	1,200	98 8½	1,182 6 0
		3 per cent. 1st Development Loan (1970-75)	900	87 3	784 11 0
16	The Limaye Satkar Mandal	... "Limaye Prize" at Municipal Marathi Schools	500	Par	51 4 0
		3 per cent. Conversion Loan 1946	100	87 3	500 0 0
17	Mr. Bhagwandas Madhavdas Raghunathdas	... "Madhavdas Raghunathdas Prize" to girls of S. S. Bengali Gujarati Girls' School.	500	Par	87 3 0
		3 per cent. Conversion Loan 1946	100	87 3	500 0 0
		3 per cent. 1st Development Loan 1970-75			87 3 0
18	Bai Janabai Rokde	... "Madhavrao Rokde Free School Endowment and Trust Fund"	20,000	98 8½	19,706 4 0
		3 per cent. 1st Development Loan (1970-75)	300	87 3	261 9 0
		Do. do.	200	101 8	203 0 0
		3 per cent. Conversion Loan 1946	100	82 8	82 8 0
		3 per cent. Conversion Loan 1946	7,500	59 12	7,481 4 0
		4 per cent Bombay Municipal Debentures 1954			*65 7 0
19	Ratansee Mulji	... "Manekbai Ratansi Mulji Prize" at Ratansi Mulji Gujarati Boys' School	1,000	Par	1,000 0 0
		4 per cent. Bombay Port Trust Bonds	300	87 3	261 9 0
		3 per cent. 1st Development Loan 1970-75			
20	Municipal Gulabbai Central Gujarati Girls' School Diamond Jubilee Memorial Committee.	... "Municipal Gulabbai Central Gujarati Kanyashala Diamond Jubilee Memorial Fund" for imparting education in tailoring, cutting and sewing. Memo-	5,200	Par	5,200 0 0
		3 per cent. Conversion Loan 1946			
21	Bai Navalbai d/o. Raghunathdas Gopaldas	... "(Navalbai) The Nagardas Raghunathdas scholarship" at Nagardas Raghunathdas Gujarati Boys' School.	2,500	Par	2,500 0 0
		4 per cent. Bombay Port Trust Bonds	500	87 3	435 15 0
		3 per cent. 1st Development Loan 1970-75			*38 7 0
22	Messrs. Raghunthdas Gopaldas, Dharamdas Tribhuvandas, Ranchhodas Dharamdas and Ishwardas Lakhmidas.	... "The Nagardas Raghunathdas Gujarati Boys' Scholarships and Endowment" at Nagardas Raghunathdas Gujarati Boys' School.	23,000	Par	23,000 0 0
		3 per cent. Conversion Loan 1946			
23	Gujerati Teachers Association	... "Prof. N. G. Welinkar Prizes" to Pupils of Gujarati Schools	1,000	94 5	943 2 0
		3 per cent. Conversion Loan 1946	400	87-3	348 12 0
		3 per cent. 1st Development Loan 1970-75			*12 13 0
24	Executors of the Estate of the late Mr. Nowrojee Sorabjee Bengalee J. P.	... "Nowrojee Sorabjee Bengalee Prize" at S. S. Bengalee Municipal School	2,000	Par	2,000 0 0
		3 per cent. Conversion Loan 1946	300	87 3	261 9 0
		3 per cent. 1st Development Loan 1970-75			
25	Jagjivan Raisy Raja Nephew of Paramand Raja	... "The Paramanand Raja Endowment Fund"	13,800	Par	13,800 0 0
		3 per cent. Conversion Loan 1946			
26	Parwatibai D'warkadas Tribbuvandas	... "Bai Parwatibai D'warkadas Prize" at Bhulehwar Gujarati Girls' School...	200	87 3	174 6 0
		3 per cent 1st Development Loan (1970-75)			*25 10 0
27	The Trustees of Bai Padmabai Trust	... "The Padmabai Quran Sharif Urdu School Trust Fund"	6,500	Par	6,500 0 0
		3 per cent. Conversion Loan 1946			
28	Sir Currimbhoy Ibrahim, Bart.	... "The Rahimtulla Currimbhoy Training Institution Scholarships" at Imamwada Urdu School,	17,000	99 12	16,957 8 0
		4 per cent. Bombay Municipal Debenture 1954 (180 Lakhs)	1,000	Par	1,000 0 0
		3 per cent. Conversion Loan 1946	8,500	87 2 0	7,405 10 0
		3½ per cent Bombay Municipal Debentures, 1977			*42 8 0
29	Mr. Laldas Prabhudas	... "Bai Rambhabai Laldas Prabhudas Girls' School Scholarship and Endowment and Trust Fund" for Bai Rambhabai Laldas Prabhudas Girls' School.	10,000	Par	10,000 0 0
		4 per cent. Bombay Port Trust Bonds			

* Represents balance in Cash with the State Bank of India

APPENDIX No. 41A—(concl.).

EDUCATION FUND

Serial No.	Name of Donor	Object for which endowment is given.	Particulars of Securities	Face value.	Rate per cent.	Book Value.
30	Mr. Rattansee Mulji	... "Rattansee Mulji Scholarship and Endowment Fund" at Rattansee Mulji Gujarati Boys' School.	4 per cent. Bombay Port Trust Bonds	10,000	Par	10,000 0 0
31	Bai Walibai w/o Vallabhadas Vishram Mowji	... "Bai Walibai Vallabhadas Endowment Fund"	4 per cent. Bombay Municipal Debentures	29,000	Par	29,000 0 0
32	S. B. Pendurkar Memorial Mitra Mandal	... "S. B. Pendurkar Memorial Prizes" at Municipal Marathi Schools	3 per cent. Conversion Loan 1946	600	Par	600 0 0
			3 per cent. 1st Development Loan 1970-75	200	87 3	174 6 0
33	Kashalkar Satkar Committee	... "Shantabai Kashalkar Prizes" at Municipal Marathi Schools	2½ per cent. Loan 1961	400	99 0	396 0 0
						4 0 0*
			4 per cent. Bombay Municipal Debentures (180 lacs, 1954)	3,000	99 12	2,992 8 0
34	Sheth Dwarkadas Tribhuvandas, J.P.	... "Sheth Dwarkadas Tribhuvandas J.P., Garba Party Lahani Trust Fund" at Bhuleshwar Gujarati Girls' Schools	4 per cent. Bombay Municipal Debentures	2,500	Par	2,500 0 0
			4½ per cent. Ghatkopar Kirol Debentures	500	Par	500 0 0
			3 per cent. 1st Development Loan 1970-75	300	87 3	261 9 0
35	Sheth Dwarkadas Tribhuvandas, J.P.	... "Sheth Dwarkadas Tribhuvandas Prizes" at Walkeshwar group of schools	4 per cent. Bombay Municipal Debentures (180 lacs, 1954)	3,000	99 12	2,992 8 0
			4½ per cent. Ghatkopar Kirol Debentures	500	Par	500 0 0
			3 per cent. 1st Development Loan 1970-75	200	87 3	174 6 0
36	Teachers and Pupils of the Municipal Gujarati Girls' School.	... "S. S. Bengali Gujarati Girls' School Trust Fund" prize at S. S. Bengalee Gujarati Girls' School.	3 per cent. Conversion Loan 1946	100	97 10	97 10 0
						*2 6 0
37	Mr. Virji Peraj, Managing Trustee of the Padamsi Lohana Girls' School.	... "The Thakkar Peraj Padamsi Lohana Kanyashala Trust and Endowment Fund."	4 per cent. Bombay Municipal Debentures (180 Lacs 1954-64)	8,000	99 12	7,980 0 0
						*20 0 0
38	Primary Teachers' Association	... "R. S. Taki Scholarship and Prizes"	3 per cent. Conversion Loan 1946	1,100	Par	1,100 0 0
			3 per cent. Development Loan 1970-75	300	87 3	261 9 0
39	Vishnupant Pagnis Satkar Samiti Bombay	... "Vishnupant Pagnis Prizes"	3 per cent. Conversion Loan 1946	1,500	Par	1,500 0 0
			3 per cent. 1st Development Loan 1970-75	300	87 3	261 9 0
40	Pupils and Teachers in Municipal Schools	... "War Loan Prizes"	3 per cent. 1st Development Loan (1970-75)	400	87 3	348 12 0
			3 per cent. Conversion Loan 1946	3,500	Par	3,500 0 0
			4 per cent. Bombay Municipal Debentures 180 lacs 1954-64	1,500	99 12	1,496 4 0
						*52 8 0
41	Mr. Lalubhai Trimbakram, Executor of the Will of Bai Matubai Ratansi Dhanji.	... "Matubai Ratansi Dhanji Gujarati School Endowment Fund"	3½ per cent. Bombay Municipal Debentures 1977	50,000	Par	50,000 0 0
42	Smt. S. Dallas	... "Dallas Fund" Monetary help to the staff of Education Officer's office and Gujarati Teachers until the Corpus of the fund is wiped out.	3 per cent. Conversion Loan 1946	6,100	80 9	4,914 5 0
43	The Society for the promotion of Education among the masses known as the Dadabhoj Nowroji Poor Boys Seminary.	... Donation for the promotion of Education among the masses	3 per cent. Conversion Loan, 1946	8,000	Par	8,000 0 0
44	Mr. Mukund Sadashiv Patil	... "Shedashiv Harishchandra Patil Prize Fund"	3 per cent. Conversion Loan, 1946	500	"	500 0 0
45	Trustees of the Estate of the Late N. P. Vakil	... "Sir Nowroji Pestonji Vakil Scholarship Fund" for depressed class pupils.	3 per cent. Conversion Loan, 1946	4,500	"	4,500 0 0
			3 per cent. 1st Development Loan 1970-75	200	87 3	174 6 0
			4 per cent. Bombay Municipal Debentures (180 lacs), 1954	500	99 12	498 12 0
46	Messrs. Nareyan Ramchandra Deo and Atmaram Ramchandra Deo.	... "The Ramchandra Sitaram Deo alias Balu Bhatji Prize Fund"	3 per cent. Conversion Loan, 1946	500	Par	500 0 0
47	Prof. V. G. Rao	... Prof. V. G. Rao's Scheduled Class Scholarships	3 per cent. Conversion Loan, 1946	400	"	400 0 0
48	Smt. Monoramabai Govindrao Kulkarni	... "Manoramabai Govindrao Kulkarni Prize"	3 per cent. Conversion Loan, 1946	300	82 8	247 8 0

49	Diwan Bahadur G. S. Rao	... "Diwan Bahadur G. S. Rao Prize"	... 12 Years, Post Office National Savings Certificates ...	200	Par	200 0 0
50	The Secretary, Municipal Marathi Teachers' fund.	... Shikshak Fund Prizes' to children of Municipal Teachers' from the Marathi side.	... { 3½ per cent. Bombay Municipal Debentures 3 per cent. Conversion Loan 1946	2,500 300	87 82 8	2,175 0 0 247 8 0
51	Executor of the Will of the late Shri D. H. Bondre.	... D. H. Bondre Prizes to backward class students.	... { 3½ per cent. Bombay Municipal Debenture 1977 3 per cent. Conversion Loan 1946 3% 1st Development Loan 1970-75	1,000 100 100	87 82 8 87 3	*77 8 0 870 0 0 82 8 0 87 3 0 *15 5 0
52	Trustees of the late Sheth Laldas Prabhudas Kothari	.. Distribution of prizes, sweetmeats etc. to students of Rambhabai School, in the name of Bai Rambhabai Laldas Kothari	3 per cent. Conversion Loan 1946	1,700	Par	1,700 0 0
53	Shri Laldas Jannadas	... Laldas Jannadas Prize to the pupil Standing first in fourth Standard Examination from each side by rotation	4 per cent. Bombay Municipal Debentures (180 Lakhs) (1954)	1,000	99 12	997 8 0 *2 8 0
54	Shri N. V. Bandukwala on behalf of Shri S. Saifuddin owner of Badri Mahal	... Badri Mahal Scholarship to the pupil standing first in annual examination of Std. V, of each side by rotation	4 per cent. Bombay Municipal debentures (180 lacs) 1954	1,000	99 12	997 8 0 *2 8 0
55	The Secretary R. V. Paulekar's 71st Birthday Celebration Committee	'R. V. Parulekar Prizes' to the Children of Municipal Primary Teachers securing highest percentage of marks in the S. S.C. & /P.S.C. Examinations	4% Bombay Municipal Debentures (180 lakhs) 1954 3% 1st Development Loan 1970-75	2,500 200	99-12 87- 3	2,493 12 0 174 6 0 *67 2 0
Total ...						3,40,645 2 6 *752 6 8
Grand Total ...						3,45,500 3,40,797 9 2

*Represents balance in cash with the State Bank of India.

T. V. DORAI SWAMY,
Chief Accountant.

P. R. NAYAK,
Municipal Commissioner.

ASSESSMENT & COLLECTION

Shri I. N. Mehta, B.A., was in charge of the Department during the year under report.

Rates of Taxation.—The rates of taxation on lands and buildings continued to be the same as in the preceding year, *viz.*, general tax (including fire tax) at 17½ per cent. water tax at 3½ per cent. and halalkhore tax at 3 per cent. The tax on vehicles and animals was levied at the maximum rates mentioned in Schedule G. The rates charged for the supply of water by meter measurement continued to be the same as in the previous year. These rates ranged between annas 12 and Rs. 2-6-0 per 1000 gallons according to the class of properties, the minimum rate being charged to Government and the maximum to the Race Course premises.

Properties.—The total number of properties on the 31st March 1956, was 54,527 as shown in Appendix 'A.' Out of these properties, 51,187 were assessed to general tax and 2,215 were exempted from it under Section 143(1)(a) of the Bombay Municipal Corporation Act. Vacant lands owned by Government are not assessed till they are beneficially occupied, while Railway lands are assessed in lump. The number of Municipal properties exempted from general tax under Section 143(a)(b) of the Bombay Municipal Corporation Act, during the year was 1,125.

Properties newly erected, demolished and enlarged during the year numbered 675, 703 and 721, respectively, the corresponding figures for the year 1954-55 being 845, 475 and 874. The number of single room tenements, double room tenements and flats in the City on the 31st March 1956, was 2,72,977, 74,800 and 58,476, respectively.

Rateable Value.—The rateable value of all properties in the City on the 31st March 1956, was Rs. 25,20,61,126 as against Rs. 24,98,47,735 on the 31st March 1955. It worked out to Rs. 108-5-11 per head of population (23,25,945 as per the census of 1951) for the City proper as against Rs. 107-6-8 in the preceding year. In 175 cases, the rateable value was increased by more than Rs. 2,000 each.

Vehicles and Animals.—Particulars of vehicles and animals taxed during the year (exclusive of those taxed under the Public Conveyance Act) and those taxed under the Public Conveyance Act, are given in Appendix 'E' and 'F,' respectively.

Under Section 185 of the Bombay Municipal Corporation Act, wheel tax in respect of hack-victorias, labour carts (without pneumatic tyres) and hand-carts (without pneumatic tyres) ordinarily leviable at Rs. 112, Rs. 40 and Rs. 8, per annum, respectively, was compounded for the calendar year at Rs. 100, Rs. 35 and Rs. 6, respectively (*vide* Standing Committee Resolution No. 2334, dated the 25th January 1956) for the reason that these vehicles were required to pay the tax for the whole year in advance (*vide* Section 198 of the Bombay Municipal Corporation Act) instead of quarterly as in the case of other vehicles.

Bill.—The total number of bills in respect of property taxes and wheel tax issued during the year was 1,22,391 and 1,16,115, respectively, of which 1,11,334 and 1,10,175, respectively, were for 1955-56 and 11,057 and 5,940 respectively, for the previous years.

Total demand, collection and outstanding of all taxes for the previous years and for the year 1955-56.

(Annas and pies omitted. Amount above annas eight are taken as full rupee and those below annas eight is omitted).

Year.	Particulars.	Outstanding on 1-4-1955.	Amount of bills issued including by Government and B.P.T. as contributions and drawback admissible during the year 1955-56.	Gross demand or total issue.	Amount of bills recalled and cancelled and drawback admissible.	Net demand.	Collection in 1955-56.	Outstandings on 1-4-1956.	Percentage of outstanding to net demand.
Previous years	... Property	... 1,90,18,448	60,22,716	2,50,41,164	40,90,909	2,09,50,255	1,43,00,479	66,49,776	31.74
1955-56	... Do.	7,68,54,028	7,68,54,028	90,17,138	6,78,36,890	5,54,64,271	1,23,72,619	18.25
	Total	... 1,90,18,448	8,28,76,744	10,18,95,192	1,31,08,047	8,87,87,145	6,97,64,750	1,90,22,395	21.42
Previous years	... Wheel Tax	... 16,42,867	1,92,017	18,34,884	3,08,578	15,26,306	6,30,527	8,95,779	58.69
1955-56	... Do.	44,19,277	44,19,277	66,236	43,53,041	33,65,844	9,87,197	22.68
	Total	... 16,42,867	46,11,294	62,54,161	3,74,814	58,79,347	39,96,371	18,82,976	32.03
	Grand Total	... 2,06,61,315	8,74,88,038	10,81,49,353	1,34,82,861	9,46,66,492	7,37,61,121	2,09,05,371	22.08

The percentage of recovery to the total demand during the year was 77.92.

Total net demand, collection and outstandings compared with those for the previous two years:—

Year.	Total net Demand.	Collection.	Percentage.	Outstanding.	Percentage.
	Rs.	Rs.		Rs.	
1955-56	9,46,66,492	7,37,61,121	77.92	2,09,05,371	22.08
1954-55	8,93,11,846	6,86,50,431	76.87	2,06,61,415	23.13
1953-54	7,84,75,117	6,42,93,820	81.93	1,41,81,297	18.07

Particulars of outstanding:—

Particulars.	Amount outstanding on 31-3-56
	Rs.
1. (a) Government Contribution (sum in lieu of general tax under Section 144) ...	10,45,439
(b) Government property taxes and water charges by measurement ...	6,72,052
(c) Amount due by the Garrison Engineer and other Government Officers in respect of premises requisitioned etc. ...	5,03,171
(d) Amount due from the Deputy Custodian of Evacuee Property ...	2,16,747
2. Central Railway ...	72,733
3. Western Railway ...	36,201
4. Bombay Port Trust ...	31,298
5. Bombay Municipal Corporation (Improvements) ...	5,08,679
6. Mills (Textile) ...	2,98,202
7. Amount involved in complaints on account of which the rateable values and taxes had not become final during the year ...	47,74,616
8. Amount of bills issued at the end of the year on account of revision proposals under Section 167 ...	25,82,724
9. Amount due by other ratepayers as also in respect of properties occupied on flat-ownership basis, owned by Co-operative Societies, in charges of the Court Receiver, Official Assignee, etc. and involved in appeals and suit filed ...	1,01,63,509
Total ...	2,09,05,371

As regards 1 (a), out of the total outstandings of Rs. 10,45,439 a sum of rupees 8,39,227 is due in lieu of general tax payable by Government in respect of Central Government properties. The Government contends that the amount paid for the period from 1st April 1937, to 31st March, 1948, at the enhanced rate should be adjusted against the payment now due. The matter was referred to Central Government who have intimated their decision not to claim refund of the payment made for the aforesaid period. Payment of the sum now due is, therefore, expected shortly. Similarly, payment of the balance of Rs. 2,06,212 payable by the State Government is also expected shortly.

As regards (b) and (c), payment was not made before the 31st March, 1956, though the demand was pressed.

As regards (d), the Deputy Custodian of Evacuee Property pays as and when funds permit.

As regards 2, 3 and 4, payment of the balances was not made before the 31st March 1956.

As regards 5, the amount awaits adjustment.

As regards 6, the amount is being adjusted against the amount kept in deposit.

As regards 7, complaints against revised assessment under Section 167 on account of additions, alteration etc., to several properties in the last quarter of the year could not be investigated before the 31st March, 1956; due to the investigation of general complaints under Section 162 for the year 1956-57 received during the period between the 20th December, 1955, and the 14th January, 1956. Every year, complaints against revised assessment are required to be heard after the 1st April. Thus the sum of Rs. 47,74,616 was not an effective demand, though the bills had to be issued in conformity with the provisions of the Act.

As regards 8, bills amounting to Rs. 25,82,724 were issued in March 1956. These bills could not be served and recovered in that month and hence the amount is carried over to the year 1956-57.

As regards 9, out of Rs. 1,01,63,509 shown outstanding against private ratepayers, a sum of Rs. 8,85,836 was involved in suits filed or which are being filed, Rs. 6,33,731 were payable by the Court Receiver, about Rs. 9,00,000 were involved in appeals against rateable values and about Rs. 4,77,000 were involved in disputes regarding water tax. The amount was also inclusive of a sum of about Rs. 12,40,000 in respect of properties occupied on flat ownership basis. As regards this last item, there are peculiar legal difficulties involved in effecting recoveries from flat-owners with result that the question of amending the Act is receiving urgent attention.

Miscellaneous Receipts.—Miscellaneous receipts realised from notices of demand, distress warrants, battaki fees, inspection fees and other items amounted to Rs. 51,058-5-3 against Rs. 50,554-6-8 in the preceding year. The number of notices of demand issued and served and distress warrants issued and executed during the year was 22,506, 19,166, 8,877 and 388 respectively. In a large number of cases mere threatening execution of distress warrants produced the desired effect and it did not become necessary to levy actual distress.

Meter Hire.—Receipts from meter hire amounted to Rs. 1,09,426-6-0 against Rs. 95,986-9-8 in the previous year. Rs. 35,630-12-4 remained to be collected at the close of the year.

Exemption.—The amount of full exemption allowed in respect of general tax on properties entitled to such exemption under Sections 143 (1a) (1-b) and the amounts of partial exemption under Sections 144 (3) and 145 (3) aggregated Rs. 31,51,215-15-0 on the 1st April 1955, against Rs. 30,49,614-11-0 during the preceding year. The increase was due to enhancement of rateable values. Exemption from payment of General tax in 29 cases was discontinued as the circumstances in which it was allowed had changed and there was no justification for continuing it.

Drawback and Refund.—The statements in Appendix 'G' show the particulars of drawback and refund claims dealt with during the year and the preceding two years.

Complaints and Appeals against rateable values.—There were 6,198 complaints under Section 167 of the Act against assessments amounting to Rs. 4,63,20,098 and 1,845 complaints under Section 162 against original assessments amounting to Rs. 1,66,13,837. They were investigated during the currency of the year. The rateable values were on investigation reduced to Rs. 4,24,83,418 and Rs. 1,62,06,718 respectively. The reduction amounting to Rs. 38,36,680 and Rs. 4,07,119 gives a percentage of 8.28 and 2.45, respectively.

There were 71 appeals against rateable values revised under Section 162 (2) of the Municipal Act. Of these, 25 were settled out of Court, 5 were withdrawn and 41 were pending.

Suits.—No fresh suits for recovery of taxes were filed in the year under report. As per the amended provisions of Section 203 of the Bombay Municipal Corporation Act, action to attach the immoveable property of a defaulter is being resorted to with a view to effecting early recovery of the bills. In one case, a property was attached and the arrears of taxes amounting to Rs. 23,973-12-0 were recovered. In several other cases, this action is in progress.

Riot Tax.—Total amount of riot taxes collected during the year comes to Rs. 25,932-1-0.

The Urban Immoveable Property Tax.—The rates of taxation continued to be the same as in the preceding year, i.e., 5 per cent. in the case of building and lands, the rateable values of which were above Rs. 2,000 in each case, and 2½ per cent. in the case of buildings and lands the rateable values of which were Rs. 2,000 and below in each case but not less than Rs. 500. Properties having value of less than Rs. 500 per annum, each continued to be exempted. The arrears of the tax as on the 1st April 1955, were Rs. 35,80,370-10-9 which increased to Rs. 48,64,113-15-9 on account of amendments and issue of 1,01,635 supplementary bills for four years 1948-49 to 1951-52 amounting to Rs. 13,22,905-15-0. Out of this amount, a sum of Rs. 25,80,082-6-6 was collected, leaving a balance of Rs. 22,84,031-9-3 at the close of the year. The demand in respect of the tax for the year 1955-56 was Rs. 10,5,53,417-14-0, collection Rs. 83,55,711-6-6, drawback allowed Rs. 112-1-0, while Rs. 21,97,706-7-6 remained outstanding at the close of the year. The total collection of Urban Immoveable Property Tax thus amounted to Rs. 1,09,35,793-13-0 during the year under report.

GENERAL REMARKS

Consequent upon the amendment of clause 3 of Section 22 of the Bombay Finance Act, 1932, by Bombay Act 23 of 1948 with effect from 1st April 1948, 1,01,635 supplementary bills for Rs. 13,22,905-15-0 for U. I. P. tax for 4 years from 1948-49 to 1951-52 were issued in the year under report as per orders received from the Government. The said amendment was already brought into effect from 1st April 1952 onwards.

Shri H. S. N. Marti, B.A., LL.B., Retired Superintendent of Licences, was appointed *vide* Corporation Resolution No. 1051, dated the 21st December 1953, to scrutinize the accounts of the Railway properties (Central and Western) to determine their assessment for the quinquennium 1949-54 as per the direction of the late Shri Justice Rangnekar. He submitted his report and the matter is under correspondence with the Railway Administration. The question of fixing the assessment for the quinquennium 1954-59 will be taken up when the assessment for the quinquennium 1949-54 is finalised.

The Assessment of the B. P. T. properties for the quinquennial period 1944-49 according to Shri Justice Lokur's report is still pending. A representation in this behalf has been made to the Central Government requesting them to expedite the settlement of the assessment. The assessment for the subsequent periods will be worked out when the assessment for the period 1944-49 is finalised. As regards the Central Government properties, which came into existence on or after the 1st April, 1937, a representation was made to the Central Government to pass legislation under Article 285 of the Constitution so as to make these properties also liable to the levy of general tax. The Central Government have agreed to pay with effect from the 1st April 1954, the charges for specific services rendered by local authorities and they have directed the State Government to fix the percentage of such charges payable to different local authorities. The matter is under correspondence with the State Government.

The Central Government have contended that under Article 285 of the Constitution, their properties were not liable to be charged general tax at a rate higher than that prevailing immediately before the 1st April 1937, and the matter has been referred to the Municipal Solicitors requesting them to take steps to state a case for the High Court's decision. In the meantime, the Central Government have agreed to pay the tax at the enhanced rate from the 1st April, 1948. The Central Government have also intimated their decision not to claim refund of the tax paid at the enhanced rate for the period prior to 1st April 1948. In view of this, payments withheld by the Government are expected to be made shortly and when the payments are received, the question of stating a case for the High Court's decision will be dropped.

Tax amounting to Rs. 8,470-14-0 representing a charge on 445 race horses from November, 1955, to March 1956, was recovered through the Western India Turf Club as against Rs. 6,369-4-0 during the preceding year.

Tax collected on hand-carts and bullock carts for the year 1955-56 amounted to Rs. 96,839-6-0 as against Rs. 86,203-5-0 in the preceding year.

The gross savings effected upto 31st March 1956 on account of the implementation of the recommendation of Messrs. Ibcon, Ltd., by the Standards Officer work out to Rs. 5,24,234-0-0 as against Rs. 3,97,004-0-0 for the previous year.

There was no occasion during the year when the provisions of the Bombay Municipal Servants Act had to be brought into effect.

Both the Indoor and Outdoor staff worked with appreciable zeal and devotion during the year.

I. N. MEHTA,
Assessor and Collector.

APPENDIX 'A'

Classification of properties according to user

Serial No.	Particulars	Total No.	Approximate Rateable Value (in lacs of Rupees)
1	Building for residential purposes	36,233	1402.98
2	Buildings for business purposes	3,701	292.44
3	(a) Mills (Textile)	80	144.55
	(b) Mills (Oil & ors.)	110	18.51
4	Factories	886	99.52
5	Petrol Pumps and Service Stations	124	3.10
6	Stables	60	3.70
7	Garages (Separately assessed)	1,253	7.01
8	Godowns	2,105	95.80
9	Docks	8	58.22
10	Religious properties (Temples, Mosques, etc.)	850	11.89
11	Properties occupied for Charitable purposes.	204	7.38
12	Educational Institutions	256	30.64
13	Gymnasia, Play-grounds, etc.	171	5.78
14	Cinema Theatres, Studios etc.	74	26.70
15	Wells, Tanks, Urinals, etc.	639	2.67
16	Markets	75	22.92
17	Quarries	3	1.26
18	Salt pans	80	1.25
19	Hospitals and Asylums	95	22.40
20	Lands	1,870	21.07
21	Properties and lands belonging to Government, Railways and Port Trust	5,650	241.82
	Total	54,527	2,520.61

APPENDIX 'B'

Rateable Value with the gross return of the property taxes.

(IN LAKHS OF RUPEES)

Year	Net rateable value	General Tax		Water tax including water charges by meter measurement		Halalkhor Tax		Total of taxes
		Rate	Return	Rate	Return	Rate	Return	
		Per cent		Per cent		Per cent		
1951-52	2100.54	14½	286.52	3½	142.35	3	59.80	488.67
1952-53	2199.09	17½	357.49	..	153.16	..	61.91	572.56
1953-54	2343.85	..	383.10	..	170.77	..	66.17	620.04
1954-55	2498.48	..	421.86	..	181.66	..	73.05	676.57
1955-56	2520.61	..	414.13	..	192.17	..	72.08	678.38

APPENDIX "C"

Growth of Assessment during the past five years.

(IN LAKHS OF RUPEES).

Year.	Original Assessment Rateable Value, as fixed on 20th December.	Assessment after disposal of complaints and accounting for T.W.Rs. from December to February.	Amount of subsequent reduction during the year on account of demolitions and complaints.	Subsequent enhancement New buildings, enlargement etc.	Final Assessment Rateable Value.	Increase Final difference over the preceding year's assessment.	CLASSIFICATION OF RATEABLE VALUE.	
							Chargeable to General Tax.	Exempted from General Tax under Sec. 143(1) (a) & (b), etc.
1951-52 ...	5037.09	2057.35	47.83	91.02	2100.54	65.12	1942.51	158.03
1952-53 ...	2073.21	2137.31	48.30	110.08	2199.09	98.55	3014.03	185.06
1953-54 ...	2157.16	2247.75	40.75	136.85	2343.85	144.76	2158.29	185.56
1954-55 ...	2264.33	2343.95	71.51	226.04	2498.48	154.63	2326.67	171.81
1955-56 ...	2384.97	2496.33	55.80	80.08	2520.61	22.13	2343.08	177.53

APPENDIX "D"

Classification of Properties according to Rateable Values

Rateable Value	No. of properties
Below 200	7,017
Between 201 to 300	2,736
Between 301 to 400	2,509
Between 401 to 500	2,171
Between 501 to 750	3,521
Between 751 to 1000	2,954
Between 1001 to 1500	4,155
Between 1501 to 2000	3,379
Between 2001 to 5000	9,784
Between 5001 to 10000	5,798
Between 10,001 to 20,000	2,789
Between 20,001 to 30,000	808
Between 30,001 to 40,000	376
Between 40,001 to 50,000	216
Between 50,001 to 1,00,000	333
Between 1,00,001 to 1,50,000	104
Between 1,50,001 to 2,00,000	44
Between 2,00,001 to 2,50,000	28
Between 2,50,001 to 3,00,000	11
Between 3,00,001 to 3,50,000	10
Rs. 3,50,001 and above	16
Total	48,759

These figures do not include properties belonging to the Bombay Port Trust and Railways, assessed in lump.

APPENDIX 'E'

Vehicles and Animals Taxed	Rs.
Motor lorries	4,824
Motor cars (including 3,253 taxis)	.. 23,496
Trollies	... 4
Trailors	... 86
Motor cycles with side-cars (including 3 Auto rickshaws)	... 153
Motor cycles	... 1,710
Four-wheeled vehicles drawn by animals	... 80
Two-wheeled vehicles drawn by animals	... 518
Hand Carts	... 10,003
Horses	... 493
Ponies	... 69
Bullocks	... 689
Total	... 42,125

APPENDIX 'F'

Vehicles and animals taxed under the Public Conveyance Act.

Hack Victorias (including 2 horses for each)	... 993
Labour carts (with a pair of bullocks for each)	... 1,113
Hand carts	... 10
Total	... 2,116

APPENDIX 'G'

Drawback.

Year	No. of claims received	No. of claims admitted	Percentage	No. of claims rejected	Percentage	Amount of drawback allowed
						Rs. a. p.
1955-56	... 66	3	4.55	63	95.45	397 13 0
1954-55	... 59	7	11.86	52	88.14	727 14 0
1953-54	... 56	1	1.79	55	98.21	71 6 0

Refund.

Year	No. of claims received	No. of claims admitted	Percentage	No. of claims rejected	Percentage	Amount					
						Vacancy		Over-collection		Total	
						Rs.	a. p.	Rs.	a. p.	Rs.	a. p.
1955-56	... 3,067	2,279	74.30	788	25.70	1,46,521	13 0	4,24,404	6 0	5,70,926	3 0
1954-55	... 4,114	2,328	56.59	1,786	43.41	1,48,864	11 0	2,63,994	6 0	4,12,859	1 0
1953-54	... 3,064	1,984	64.75	1,080	35.25	87,352	0 0	1,62,452	0 0	2,49,803	0 0

Election & Town Duty Department

TOWN DUTY SECTION

Shri S. G. Redkar continued to be in charge of the Department throughout the year.

- The rates of Town Duties continued to be the same as those in the previous year.
- The gross collections of Town Duties, refunds in accordance with the provisions of Section 195 of the Bombay Municipal Corporation Act and the net receipts are shown in Appendix 'A'. For the sake of comparison, the gross collections and refunds during the year under report and those in the previous year are given below:—

	1954-55 Rs.	1955-56 Rs.
Gross Collections ...	93,48,611	1,14,46,476
Refunds ...	15,73,372	22,95,909
Net Revenue ...	<u>77,75,239</u>	<u>91,50,567</u>

4. Out of the total recoveries of over Rs. 114 lacs about Rs. 11 lacs were recovered departmentally mainly on imports of dutiable articles by road. The remaining Rs. 103 lacs were recovered through the agency of the Bombay Port Trust, and the Central and Western Railways. Nearly half of this amount was, however, recovered by the agents at the instance of the Municipal Inspectors who were posted at all main places of import; Strict supervision over the staff and fluctuations in the prices of Timber, and Edibles was, in part, responsible for the increase in revenue. Gross collections and refunds both showed an increase as compared with the preceding year. On the whole there was a substantial increase of Rs. 13 lacs in the net receipts mainly from Grain, Sugar and Iron & Steel

5. The total number of claims for refunds received during the year was 35,173 and the amount refunded was Rs. 22,95,909 against 29,123 claims, and Rs. 15,73,372 refunded during the preceding year. The increase in the number of claims and amount of refund was due to increased imports and exports of dutiable articles.

6. During the year under report 5,06,462 packages of Sugar and Jagree, 4,16,333 cases of Tea, 452,766 cases of Edibles and 70,428 packages of Ghee Substitutes, Paper, etc., were stamped with Municipal marks as against 2,49,999, 343,011, 378,077 and 52,903 packages etc. respectively during the preceding year. The total number of packages stamped was 14,45,989 against 10,23,990 in the preceding year.

7. The fees from stamping sugar, etc., bags amounted to Rs. 90,141 against Rs. 63,937 in the preceding year.

8. The Town Duties collected by this Department on goods coming into the City by Roads along Bhandup and Jogeshwari and by other routes amounted to Rs. 11,18,955 against Rs. 7,85,465 in the previous year. Out of this amount about Rs. 1,05,000 were recovered as Town Duty on 'Iron and Steel' imported by the two Refineries at Trombay for their Construction work during the previous 2 years.

ELECTION SECTION

9. The quadrennial Municipal Elections were due to be held early in 1956. The work of preparing the Election Roll for the said elections was commenced in February 1955. A temporary department consisting of 1,156 members of staff, both indoor and outdoor, was created from 1st February 1955. The Supervisory Staff of about 250 members was drafted from various Municipal departments and the remaining staff of 906 was recruited from outside. The Central Office was housed in Cooper Building, Parel, and the outdoor offices were housed in 17 Municipal Schools in respective Wards during the period of enumeration, viz., from February to May 1955.

10. In anticipation of an enactment (Bombay Act No. LIV of 1955 dated 17th December 1955) imposing a ban on the use of vehicles for conveyance of voters, the 41 Electoral Wards were divided into 192 suitable and smaller divisions with a view to reducing the distance which a voter had to walk to reach the Polling Station. The mode of entering Voters' names alphabetically street-wise, was changed to building-wise in every Street. 124 elective seats on the Corporation were re-allocated amongst 41 Wards on the basis of population figures of 1951 census and some villages from Ward No. 39 (Kurla) were transferred to Ward Nos. 37 and 38 (Andheri Vileparle). 192 Voters' Lists were accordingly printed at various Local Printing Presses so as to publish the Voters' List on or before 9th August 1955.

11. The Voters' List contained 13,83,722 names. 35,553 claims for enrolment were received. On their scrutiny, 26,292 claims were admitted, 5,839 claims were found to be identical and 3,422 claims were rejected. The Municipal Election Roll which came into operation on 20th December 1955 contained 14,10,014 names of voters.

12. As the term of office of the Councillors was extended to 31st July 1957 under Bombay Act No. IX of 1956, the preliminaries relating to the Poll such as selection of Polling Sites, provision of the Polling staff, etc., were not undertaken.

13. During the year under report, 42 casual vacancies of Councillors occurred, one on account of the death of Shri P. V. Mehta, a Councillor from Ward No. 21 and the remaining 41 vacancies on account of resignations of Councillors between the period from 27th January 1956 to 8th February 1956 from different Wards.

14. No Bye-Elections were held during the year under report.

15. In view of the postponement of the General Elections scheduled to be held in 1956, the work of preparing a new Roll for the General Elections 1957 was undertaken from March 1956 by employing comparatively smaller staff. The Central Office of the Temporary Election Department has been continued in Cooper Building at Parel and the 23 Ward Offices are accommodated in the Municipal Schools in different Wards.

S. G. REDKAR,

Election and Town Duty Officer.

APPENDIX 'A'

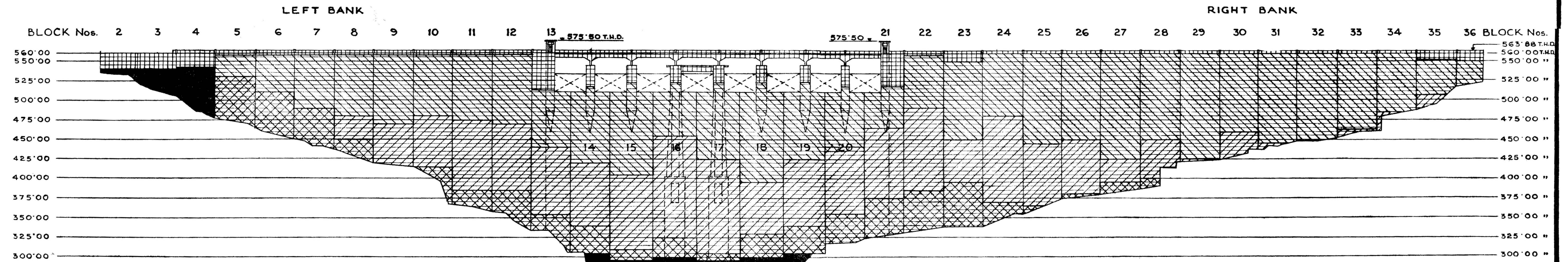
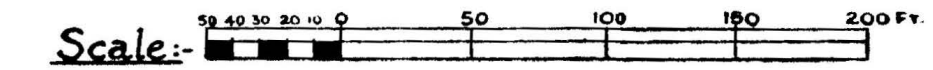
Statement showing the Collections, Refunds and Net Revenue from Town Duties for the years 1954-55 and 1955-56.

Commodities.	Rates.	COLLECTIONS.				REFUNDS CERTIFIED BY THE TOWN DUTY DEPARTMENT.				NET REVENUE.			
		1954-55.	1955-56.	Increase in 1955-56.	Decrease in 1955-56.	1954-55.	1955-56.	Increase in 1955-56.	Decrease in 1955-56.	1954-55.	1955-56.	Increase in 1955-56.	Decrease in 1955-56.
		Rs.	Rs.	Rs.	Rs.	Rs.	Rs.	Rs.	Rs.	Rs.	Rs.	Rs.	Rs.
Grain	... At 2 As. per Maund	21,42,288	27,09,563	5,67,275	...	2,90,664	5,81,541	2,90,877	...	17,80,947	19,86,254	2,05,307	...
Flour	... At 1½ As. per Maund	1,875	2,352	477	...	72,552	1,44,120	71,568
Sugar	... At 12 As. per Cwt.	7,37,977	10,01,624	2,63,647	...	1,43,914	1,57,621	13,707	...	5,94,063	8,44,003	2,49,940	...
Wines and Spirits	... At Re. 1 per Imperial Gallon...	2,01,133	1,29,996	...	71,137	26,774	27,958	1,184	...	1,74,359	1,02,038	...	72,321
Beer	... At 2 As. per Imperial Gallon...	48,878	18,485	...	30,393	19,656	12,924	...	6,752	29,222	5,561	...	23,661
Ghee	... At Re. 1 per Qr.	4,08,708	4,47,444	38,736	...	129	64	...	65	4,08,579	4,47,380	38,801	...
Ghee Substitutes	... At As. 8 per Qr.	34,872	44,570	9,698	...	10,818	78,571	67,753	...	24,054	-34,001	...	58,055
Timber and Plywood	... At 3% on the Market Value	7,30,386	7,07,713	...	22,673	9,524	14,106	4,582	...	7,20,862	6,93,607	...	27,255
Firewood	... At 9 As. per Ton	56,891	45,388	...	11,503	56,891	45,388	...	11,503
Charcoal	... At Re. 1 per Ton	1,33,622	65,811	...	67,811	1,33,622	65,811	...	67,811
Tea	... At 6 Pies per Lb.	7,52,457	8,01,562	49,105	...	2,02,943	3,64,495	1,61,552	...	5,49,514	4,37,067	...	1,12,447
Coal	... At 7 As. per Ton	1,70,974	1,59,728	88,754	...	294	294	70,680	1,59,728	89,048	...
Dates, (Dry)	... At 6 As. per Cwt.	73,953	88,099	14,146	73,953	88,099	14,146	...
Dates, (Wet)	... At 4 As. per Cwt.	98,932	88,369	...	10,563	98,932	88,369	...	10,563
Cement	... At Re. 1 per Ton	1,78,370	1,48,396	...	29,974	876	6,288	5,412	...	1,77,494	1,42,108	...	35,386
Iron and Steel	... At Rs. 2½ per Ton	10,03,781	17,02,529	6,98,748	...	18,197	25,490	7,293	...	9,85,584	16,77,039	6,91,455	...
Paper—													
(a) News Print	... At 5 As. per Cwt.	1,56,401	1,99,216	42,815	...	4,290	5,427	1,137	...	1,52,111	1,93,789	41,678	...
(b) For Cards etc.	... At Re. 1 per Cwt.	54,696	61,730	7,034	...	63	1,714	1,651	...	54,633	60,016	5,383	...
(c) Straw Boards	... At 3 As. per Cwt.	32,054	53,611	21,557	...	2,061	2,061	29,993	53,611	23,618	...
Edibles	... At 6½% and 3½% Advalorem...	20,90,675	23,61,754	2,71,079	...	7,00,131	9,76,659	2,76,528	...	13,90,544	13,85,095	...	5,449
Commodities not accounted for		3,39,998	6,25,718	2,85,720	3,39,998	6,25,718	2,85,720	...
Miscellaneous	...	-310	-17,182	...	16,872	-310	-17,182	...	16,872
Total	...	93,48,611	1,14,46,476	23,58,791	2,60,926	15,02,886	23,96,978*	9,03,244	9,152	78,45,725	90,49,498	16,45,096	4,41,323

* This represents the refund passed by this Department during the year under reference, whereas total refunds paid by the Chief Accountant amounted to Rs. 22,95,909, including previous year's claims.

S. G. REDKAR,
Electon and Town Duty Officer.

VAITARNA DAM.



LONGITUDINAL SECTION - UPSTREAM VIEW.

NOTE:-

	APPROXIMATE QUANTITY.
CONCRETE LAID UPTO 12-6-52 SHOWN THUS:-	6,28,000 Cu/Ft.
CONCRETE LAID FROM 15-10-52 TO 31-3-53 SHOWN THUS:-	41,14,000 "
CONCRETE LAID FROM 1-4-53 TO 31-3-54 EXCLUDING THE MONSOON MONTHS SHOWN THUS:-	90,86,300 "
CONCRETE LAID FROM 1-4-54 TO 31-3-55 EXCLUDING THE MONSOON MONTHS SHOWN THUS:-	55,71,700 "
CONCRETE LAID FROM 1-4-55 TO 3-11-55 EXCLUDING THE MONSOON MONTHS SHOWN THUS:-	52,000 "

BOMBAY MUNICIPALITY.		
VAITARNA-CUM-TANSA SCHEME		
TITLE:- PROGRESS OF CONCRETING.		
PREP. BY: P.G.P.	TRACED BY: N.M.J.	CHECKED BY: P.G.P.
DRAWING No. VT/DT/1241 OF 4-5-56		
<i>Shaw</i> 4.6.56 A.E.(C)		<i>Mudaly</i> 10/5/56 S.E.

VAITARNA-CUM-TANSA SCHEME

PART I

(Brief description of the V. C. T. Scheme works).

The Vaitarna-cum-Tansa scheme now under execution was sanctioned by the Corporation in 1948 after detailed investigations. This scheme aims at (1) stabilising the Tansa Lake by diverting the monsoon waters into the Tansa Lake from the Vaitarna Lake in years of scanty rainfall in Tansa Catchment and (2) creating an additional useful storage of about 38,500 million gallons on the Vaitarna River for supplying additional water to the City either through the Tansa Lake or partly through the Tansa Lake and partly from the Vaitarna Lake direct, *i.e.*, independently of the Tansa Lake.

The major works included in the scheme consist of (1) driving a tunnel linking Vaitarna Reservoir with the Tansa Lake, a distance of about 5 miles, (2) construction of a dam across the Vaitarna River and (3) construction of embankment and laying steel pipeline 96" diameter (47½ miles), 120" dia. (6½ miles) and 126" dia. (1,118 feet) a total length of about 54 miles. The whole project was initially estimated to cost Rs. 16 crores.

After completing the preliminary works such as building of approach roads, provision of water supply to meet the requirements of staff and construction work on the scheme was started in right earnest in 1949. The major works are described below :—

TUNNEL

The work of driving the Tunnel 10 feet diameter Horse Shoe type 20,447 feet long was started in April 1949 and completed in July 1953. The actual expenditure booked on this work including incidental works amounted to Rs. 1.64 crores against the estimated cost of Rs. 1.75 crores.

DAM

The Vaitarna Dam is a Solid Gravity Cement Concrete Dam 1,820 feet in length and 269 feet in height in the deepest portion. A crest spillway consisting of 8 gates—four float-operated and four electrically or manually operated—has been located in the river portion, to take care of a maximum flood discharge of 2,00,000 cusecs. A roadway 18 feet wide has been provided on the top of the dam.

The work on the foundation was started by the contractors in May 1952 by which time the Municipal owned Power House was also ready and put into commission to generate electricity of about 3100 K.W. required for the working of the various types of machinery employed on the work. The total quantity of concrete laid in the Dam came to about 20 million c.ft. and the concreting of the Dam was completed in November 1955.

As regards the spillway gates, 3 gates have been erected. Two will be erected by June 1956 and the remaining three by June 1957. The hoisting equipment of the two undersluices will be erected in 1956-57.

The crest of the spillway will be at 511.00 T.H.D. and the Full supply Level of the Lake will stand at 535. T.H.D. (Town Hall Datum).

PIPELINE

Out of the total length of 47½ miles of 96" dia. pipeline, a length of about 33 miles has already been laid. The fabrication of pipes and laying them in position is entrusted to Messrs. Structural Engineering Works Ltd. The steel plates for the manufacture of the pipes are being supplied by the Corporation. The fabrication operations were started in February 1952. The work of pipe laying is being carried out by stages due to the difficulty of obtaining steel plates. The first stage consisting of a length of about 20 miles was completed in April 1955. The second stage consisting of about 27½ miles of pipeline will be completed by June 1957. Steel plates required for the second stage are being made available by the Government of India, mostly from foreign imports. The progress of the work has been considerably accelerated due to larger consignments of T. C. A steel being made available by Government in 1955-56. The third stage work will consist of laying 120" dia. pipeline between Vaitarna and Tansa. This work will be started early in 1957 and completed by June 1958. The completion of a length of 33 miles of 96" dia. pipeline has made it possible to give an increased supply of about 20 million gallons per day for the City. This supply will be increased in future depending upon the progress that will be made in the work of laying the remaining pipeline which, in turn, depends on the availability of steel plates.

After the completion of the whole scheme, with its pipeline laid for the full length, the existing supply from the Tansa Lake will be more than doubled *viz.*, about 200 million gallons per day.

IMPORTANT FEATURES OF THE SCHEME

Vaitarna Dam is the first dam in India where the aggregates of concrete are cooled to prevent the development of cracks in the body of the dam as a result of the heat of hydration of cement. It is the highest dam so far built in this country with cement concrete with fully mechanised plant.

The work of driving 10 feet dia. horse-shoe Tunnel 20,447 feet in length was completed in five working seasons, the maximum depth of tunnel being 300 feet below ground level.

The electrically welded steel pipelines 126" and 96" in dia. have been designed according to the latest practice in pipe-design by using ring girder supports on roller bearings. This has helped to reduce the quantity of steel required by about 4,000 tons.

The pipeline is probably the biggest in size and length in Asia.

The work of designing and executing the whole scheme is being carried out by Indian Engineers.

PART II

(A brief report of the works carried out during the year 1955-56, i.e., 1-4-1955 to 31-3-1956).

VAITARNA DAM

Drilling and Grouting.—The work of providing a grout curtain at the upstream face of the Dam was continued by drilling 1.3/4" dia. holes through the foundation gallery (the maximum depth being 100 feet) and grouting the same with cement at 150 lbs. per square inch. The total depth of these holes drilled and grouted during the year was about 5,000 R.ft.

Concreting.—The work of preparing and depositing cement concrete was completed. Total quantity poured was about 1,99,20,000 cubic feet, *vide* Appendix 'A'.

(Two photographs illustrating the Dam work are attached).

Undersluices.

(1) *Main Gates:* Erection of machinery for operating the gates was taken in hand.

(2) *Emergency Gate:* Erection of the gate and the operating machinery was taken in hand.

Crest Gates.—Built-in-parts such as Anchorages, Trunnion Pins, etc., were erected at site and the piers were also concreted. Bottom and side seals for gates Nos. 2, 3 and 8 were erected and grouted.

Gates Nos. 2 and 3 were erected. Erection of Gate No. 1 was also taken in hand.

The work of transporting materials to the site for the remaining two electrically operated gates and that of manufacture of the remaining three float-operated gates was continued.

(Two photographs illustrating the Gates are attached).

Concrete Testing Laboratory.—The use of the Class 'A-1' Concrete (*viz.* 11½ cwts. of cement for 100 c.ft. of mixed concrete) was continued for the main body of the dam with very satisfactory results.

The work in the Laboratory was mainly concentrated on keeping a day-to-day control on the quality of the concrete laid. This was achieved as under :—

Control of Materials.

Cement.—Cement samples were taken twice a day from the Batching and Mixing plant, and tested as per B.S.S. No. 12/1947. The results of these tests were found to be satisfactory, no samples falling short of requirements.

Aggregates.—Samples were taken twice a day for the various aggregates. These samples were taken from the end of the cooling tunnel, which was the nearest point, before the aggregates were batched and mixed. After sieving the various aggregates, the grading of each type of aggregate was determined and the combined grading was maintained within permissible limits, by effecting the necessary adjustments as and when necessary.

Control at the Batching and Mixing Plant.

Checking of scales.—All the Scales were verified every day before starting the work and one scale in turn was daily checked in detail for its accuracy, thus keeping a close check on the accuracy of the weighing scales.

Control of Water.—Moisture contents in the cooled aggregates were determined every day and from the results obtained, the amount of water to be added was adjusted.

Determination of unit weights of concrete.—Representative samples of concrete were taken from the wet hopper of the Batching and Mixing plant and the Unit weight of wet concrete was determined and compared with the theoretical ones. The unit weight of concrete as obtained at Vaitarna averaged to 167 lbs. per c.ft. as against 150 lbs. per c.ft. assumed in the design.


Crushing strength of concrete.—Specimen cylinders of 6" dia. by 12" high were cast and capped at site. The specimens were then transported to the Laboratory for final curing and tested for compressive strengths at 7 and 28 days. The average compressive strengths for Class 'A-1' concrete was 3,650 lbs. per sq. inch. for 28 days as against the required crushing strength of 2,250 lbs. per sq. inch.

Other works carried out in the Concrete Laboratory.—95 cement samples received from the Controller of Stores were tested and reports submitted.


320 Nos. 6"×6"×6" concrete-cubes received from the Embankment and Pipeline Section and 24 Nos. 6"×6"×6" concrete cubes received from the Hydraulic Engineer were tested for compressive strengths.

POWER HOUSE


The Municipal owned Power House of a total installed capacity of 3,117 K.W. was in operation with 3 Nos. 840 KW. Sets 1 No. 333 KW Set and 1 No. 264 KW Set. The 264 KW Set belonging to Messrs. The Hindustan Construction Co., Ltd., was removed and taken away by them on 17-10-1955.




Down Stream View of the Dam from Left Bank Top



Down Stream View of the Dam from Right Bank Top



Electrically Operated Tainter Gate



Float Operated Tainter Gate Under Erection

The following statement shows the electrical units generated and supplied to various consumers, fuel and lub. oil consumed and other relevant data :—

	Till 31-3-1955	From 1-4-1955 to 31-3-1956	Till 31-3-1956
Units generated (K.W.H.)	... 1,58,33,335	11,49,035	1,69,82,370
Engine Hours run	... 42,317	8,751	51,068
Fuel Oil consumed	... 10,68,763 Gals.	1,12,553 Gals.	11,81,316 Gals.
Fuel Oil consumption lbs. per K.W.H.	... 0.579	0.842	0.695
Lubricating Oil consumed	... 28,595 Gals	3,963 New. 675 (Filtered).	33,233 Gals.
		4,638	
Lubricating Oil consumption lbs. per hour	... 6.06	4.77	5.91
Concrete laid (in C. ft.)	... 1,94,00,000	5,20,000	1,99,20,000
Units supplied to Messrs. The Hindustan Construction Co. Ltd. for constructional and domestic purposes	... 1,48,80,416	9,47,293	1,58,27,709
Units supplied to Municipal Camp shopping area etc., including line losses.	... 9,52,919	2,01,742	11,54,661

During the year the lubricating oil filter worked satisfactorily for 1,784 hours and 7,252 gallons of Lubricating Oil was filtered and re-used.

TUNNELS

The work of driving 10'-0" dia. horse-shoe shape tunnel between Vaitarna and Tansa together with the construction of the Intake Tower and the Bifurcation Chamber was completed in 1953. The tunnel is now in use. About 15,000 million gallons of water was transferred from Vaitarna Lake to Tansa Lake during the year under report.

No works relating to the tunnels were carried out during the year under report.

EMBANKMENT AND PIPELINE

Embarkment work from Bel Nala to Tansa.—The work of formation for laying the 120" dia. pipeline and road from Tunnel Face No. 6 to Tansa which was entrusted to Messrs. Mangaldas N. Verma Ltd., was completed in 1954 at a total cost of Rs. 35,03,858 (excluding Municipal Supervision).

Fabrication and laying of pipeline.—The Contractors Messrs. Structural Engineering Works, Ltd. and Hind Constructions Ltd. continued to carry out the work of fabrication and laying of pipeline throughout the year under report. The work included in the first stage—approximately 20 miles of 96" dia. pipeline and small lengths of other diameters—has been completed. Out of the 19 miles of 96" dia. pipeline to be completed during the second stage, the Contractors have fabricated a length of about 14 miles and laid in position a length of about 13 miles.

The total cost of the pipeline work carried out during the first stage of the contract amounted to Rs. 1,22,44,340 against the contract amount of Rs. 1,25,66,613. The total expenditure incurred so far in respect of works included in the second stage which are under execution comes to Rs. 60,20,766 against the contract amount of Rs. 1,21,99,815.

The other minor works carried out by contract are enumerated below :—

Rock excavation in foundation for pedestals for 96" dia. main.—The work of rock excavation between Powai and Mohili was entrusted to Shri. Shivram Anna Dhotre who has completed 72,900 c.ft. of rock excavation. The approximate cost of work done upto 31-3-1956 amounted to Rs. 29,808 against the contract amount of Rs. 92,500.

Cement grouting under 65' Thrust Block at South Kasheli Bridge (Mile 29-30).—This work was carried out by Messrs. Cementation Co. Ltd. and completed satisfactorily at a cost of about Rs. 8,995 against the contract amount of Rs. 9,310 plus Sales Tax. The work has been completed and the accounts are being finalised.

Supply and erection of Chlorination Plant at Powai.—The Plant and machinery required for chlorinating the additional supply to be brought to the city from Vaitarna Lake is being purchased and installed through Messrs. Candy Filters (India) Ltd., at an estimated cost of Rs. 2,14,960. As electric power was not available at Powai, three generating sets are being purchased from Messrs. Eastern Machinery and Trading Co., at an approximate cost of Rs. 67,050.

Departmental works between Tansa and Powai.—A number of departmental works such as preparing trenches, providing Anchor Blocks, Thrust Blocks, cross connection chambers, etc., were carried out departmentally in connection with the main pipelaying work. The cost of the various works completed during the year under review was about Rs. 4,11,000.

Departmental works between Powai and Mahim.—Similar departmental works were carried out in Powai-Mahim Section. The cost of works completed upto 28-2-1956 amounted to Rs. 1,86,628.

General remarks.—In all about 24 miles of the pipeline was put into commission, out of which the Hydraulic Engineer is being requested to take over 10 miles, as maintenance period of one year has already been completed.

LAND ACQUISITION

Out of the total area of 3,995 acres involving 673 holdings of Private, Inam and Government (Revenue and Forest) lands acquired for the major scheme works, awards of compensation amounting to Rs. 7,21,734-0-9 in respect of 501 holdings of private and Inam lands have been declared by the Acquiring Officers. The Inamdar of Tembha has filed an appeal in the High Court, Bombay claiming Rs. 40,25,000 in addition to the additional compensation of Rs. 2,26,000 awarded to him by the Civil Court, Thana. Appeals in two cases filed in the High Court over the awards of the District Court, Thana, have been disposed of and the awards of the District Court have been confirmed. References to court over the awards of the acquiring officers, under the Land Acquisition Act, have been filed by the claimants in two cases of lands acquired at Powai.

Out of the area of 2,051 acres of Reserved Forest lands proposed for acquisition an area of 203 acres has been deforested by the Forest Department. An area of 6 acres 27 Gunthas and 4 Annas of lands temporarily acquired in 5 cases for Municipal and Contractors' Camps, quarry sites etc., continues to be held on charge.

Out of the area of 35 acres of private, Government, Railway and Aerodrome lands comprised of 150 holdings acquired for the work of laying 96" dia. pipeline from Powai to Mahim, Awards of compensation amounting to Rs. 14,153-10-0 in respect of 16 holdings of private lands have been declared by the Acquiring Officers. References to court under the Land Acquisition Act, have been filed by the claimants in two cases of lands acquired from village Bandra. Further proceedings are in progress.

Inlet Mains and Reservoir Sites.—Disputes etc., regarding occupation of the lands and compensation etc., for laying 72" > 57" Inlet main from Mahim to Worli along Tulsi Pipeline and 57" Inlet Main from Mahim to Rowli Hill through private, Government and Railways lands, are being attended to.

Preliminary inquiries regarding ownership and other details in connection with the private and Government lands required for various Reservoir Sites at Vyavali, Pali, Trombay, Worli, Rowli and Golanji Hill are in progress and proposals for acquisition thereof will be submitted to the Collector, B.S.D. shortly.

GENERAL

The various amenities provided at the Vaitarna Campsite such as water supply, transport, telephone communications, medical aid, primary school, postal service, etc., functioned satisfactorily during the year under report.

(One photograph illustrating the pump house is attached).

Rainfall gauging in the Vaitarna Catchment.—10 Rain-gauging stations were established in the Vaitarna Catchment and data regarding rainfall was collected. The average rainfall throughout the catchment was about 124 inches.

TANSA DAM

The work of strengthening Tansa Dam entrusted to Messrs. Patel Engineering Co., Ltd., and Cementation Co. Ltd., was completed in March 1955. The cost of the work amounted to Rs. 50,93,539 against the contract amount of Rs. 58,96,055.

The following departmental works were carried out during the year under report in connection with the strengthening of Tansa Dam :—

- (a) Providing downstream protection works for the spillway (Cost Rs. 6,00,000).
- (b) Strengthening of the M. S. Foot-bridge over the spillway (Cost Rs. 31,800).
- (c) Providing G. I. Pipe railing on the top of the Dam. (Cost Rs. 10,850).

“IMPROVEMENT OF THE DISTRIBUTION SYSTEM IN THE CITY”

The Corporation, under their Resolution No. 1858, dated 18th March 1955, gave approval to the work of laying inlet mains to the existing service reservoirs at Malabar Hill and Bhandarwada Hill and to the proposed reservoirs at Worli and Rowli Hills etc., being carried out as per plan No. VT/575 of 10-1-1955 and the revised estimate amounting to Rs. 2,86,24,300.

During the year under report the following works were taken in hand and were in progress at the close of the year :—

- (1) Fabrication and transport to site of various size steel pipes and specials.
- (2) Laying of—
 - (a) 72" > 57" diam. inlet main to Worli Hill Reservoir,
 - (b) 57" > 48" diam. inlet main to the Bhandarwada Hill Reservoir.

The work of fabrication and transport to site of the various size mains and specials required in connection with the City Inlet Mains was entrusted to Messrs. Structural Engineering Works Ltd., at a total cost of Rs. 12,86,476 (*Vide* Corporation Resolution No. 1888 dated 24th March 1955). The actual work was started on 25th September 1955. The cost of the work carried out during the year amounted to Rs. 1,85,060.

Laying of 72" > 57" diam. inlet main to Worli.—The work of laying the 72" > 57" Worli main was entrusted to Messrs. Allied Construction Co. Ltd., at a total cost of Rs. 23,00,161 (*vide* Corporation Resolution No. 422 dated 8th August 1955). The work was started on 24th November 1955, and cost of the work carried out during the year amounted to Rs. 2,03,770.



Permanent Pump House at Vaitarna

Laying of 57" > 48" diam. inlet main to Bhandarwada Hill Reservoir.—The work of laying the 57" > 48" Bhandarwada Hill Reservoir main was entrusted to Messrs. Duncan Stratton Co. Ltd., at a total cost of Rs. 23,21,695-14-0 (*vide* Corporation Resolution No. 422 dated 8th August 1955). The work was started on 21st December 1955, and cost of the work carried out upto the close of the year amounted to Rs. 73,340.

Master Plan for Water Supply Distribution of Greater Bombay.—The Corporation under their Resolution No. 1858, dated 18th March 1955 asked the Special Engineer to prepare a Master plan for the Water Supply and Distribution system of the Greater Bombay. After collecting all the necessary data the Special Engineer submitted the Master plan *vide* Municipal Commissioner's letter No. S.R. 23050, dated 27th December 1955 underlying Corporation Resolution No. 1530, dated 14th March 1956. The cost of implementing the Master plan is estimated at Rs. 7.52 crores. The works will be spread over a period of about 10-12 years under a programme of priorities in three periods of 3 years, 4 years and 5 years respectively.

N. V. MODAK,
Special Engineer.

CITY ENGINEER'S DEPARTMENT

1. Shri K. B. Carnac, B.E. (Civil), M.I.C.E., M.I.E., was in charge of the Department as City Engineer throughout the year.

2. So far as City organisation is concerned, this Department is divided into the following Branches :—

- I.—Planning.
- II.—Construction.
- III.—Maintenance of Buildings and Roads (commonly known as "Maintenance Branch").
- IV.—Maintenance of Drains, Sewers, Pumping and Compressor Stations, Ejectors (commonly known as "Drainage Branch").
- V.—Private Buildings Construction and General Control (commonly known as "Buildings Branch").
- VI.—Mechanical.
- VII.—Transport.
- VIII.—Town Planning Schemes.
- IX.—Factory Permits.
- X.—Conservancy.

I.—PLANNING BRANCH

3. This Branch looks after the preparation of plans, designs and estimates for all the original proposals and is the pivot of the Engineering Department. It is divided into two sections—one section deals with the proposals for building works and layouts for slum clearance and development and it is in charge of an Architect and the other section deals with proposals in respect of roads, drains and sewers and is in charge of an Assistant Engineer, 1st Grade. The latter officer looks after policy questions in respect of "Municipal Housing" and proposals in regard to "Slum Clearance". Some staff has already been appointed to work on slum clearance scheme of Kamathipura Area and a part of this staff looks after the Master Plan and its implementation.

A.—Buildings

4. This section carried out the following works :—

Plans	...	216 Nos.
Contract drawings	...	150 "
Blue-print copies	...	5,011 "
Paper drawings	...	832 "
Block estimates	...	38 "
Total amount of block estimates	...	Rs. 152 lakhs.
Detailed estimates	...	53 Nos.
Total amount of detailed estimates	...	Rs. 103 lakhs.
Draft Tenders	...	24 Nos.

5. Important activities of this Section during the year are as described below :—

Administrative offices (Extension of the Municipal Head Office Building at Cruickshank Road).

Final plans for this building in Gothic style were completed during the year. During the latter part of the year under report, the work had to be slowed down on account of shortage of cement.

(2) Schools

6. Plans and estimates for the following school buildings were prepared :—

Locality	Cost.	
	Rs.	
(i) Victoria Bunder, Colaba Building "A"	...	5,18,684
(ii) Victoria Bunder Colaba, Building "B"	...	2,75,269
(iii) Plot No. 66, Sewri-Wadala Estate	...	2,58,547
(iv) Plot Nos. 81, 82 and 90; Scheme 60; Naigaum Estate	...	8,62,505
(v) Junction of Haines Road and Dr. Annie Besant Road; Scheme 52, Worli	...	5,73,611
(vi) Plot No. 436, Lower Parel Division	...	8,25,000

7. The standards evolved with a view to providing a certain measure of uniformity in the design of school buildings were approved by the Education Committee under their Resolution No. 138 dated 9-9-55

8. Plans and estimates for extension of School buildings in the form of additional floors for the following schools were also prepared during the year :—

Locality	Cost	
	Rs.	
(i) Additions and alterations to the school building at Souter Street	...	1,76,470
(ii) Extension and additional floor, etc. to Marathi School at Foras Road	...	1,90,330
(iii) Extension to J. R. Urdu School at Dharamshala Street	...	1,49,127
(iv) Extension to the Walpakhadi School at Mazagaon	...	76,441

3 Medical Relief

9. (i) *Municipal General Hospital, Sion.*—The work on Building No. 1 consisting of a basement and ground floor for administrative purposes was completed during the year. Similar Plans and estimates for Building No. 2 were also prepared during the year. It was, however, decided that plans and estimates should be

prepared for Building No. 2 for the full height of a basement, ground and three upper floors, and for the three upper floors in respect of Building No. 1 as also for Out-Patients Department and tenders should be invited for all the works simultaneously. Plans for these three buildings were accordingly prepared during the year and estimates therefor were under preparation.

(ii) *K. E. M. Hospital, Parel*.—Plans and estimates for the following works were prepared :—

Work	Cost. Rs.
(1) Additional second floor over the Ward Pavilion Nos. 1 and 5	6,35,922
(2) Additional floor over the Nurses' Quarters	}
(3) Extension to Orthopaedic Operation Theatre on ground floor, Gynaecological Ward on first floor and, new Ward for Female patients on the second floor.	1,56,336
(4) Additional floor over Mental Ward	1,10,310

(iii) *Arthur Road Hospital*.—Plans and estimates amounting to Rs. 56,580 for Milk Centre, Carpenters Shed and a Welfare Centre in the Hospital compound and detailed plans for a separate fly and mosquito proof ward for 72 beds were prepared.

(iv) *R. P. T. B. Hospital*.—Plans and estimates for providing an additional floor over Nurses' Quarters estimated at Rs. 1,18,730 and also for the work of air-conditioning of the new Operation Theatre on the third floor of the Hospital were prepared.

(v) *T. N. M. College*.—Revised plans and estimates amounting to Rs. 23,304 for the work of providing lunch lockers and a recreation room on the terrace of the new building at Jetha Street were prepared. Vacant possession of the land earmarked for the construction of the new College building is expected to be secured early in the next official year. Plans for the College building consisting of a ground and five upper floors have been completed and the preparation of detailed estimates and tenders has been taken in hand and will be ready by July 1956. College Hostel : Permission for construction of Male Students' Hostel at Haji Ali Park was received from the State Government during the year.

(vi) *Maternity Homes*.—Plans and estimates for addition of a second floor over the Maternity Home at Cadell Road and also for the construction of a maternity home at Mia Mohamed Chotani Road at Mahim estimated at Rs. 4,63,615 were prepared during the year.

(vii) *Dispensaries*.—Plans and estimates for providing a dispensary at Worli-Koliwada on C.S. No. 559B (part), Scheme No. 52, amounting to Rs. 21,725 and an Animal house for breeding animals for experimental purposes for G. S. M. College and T. N. M. College to be built at Victoria Gardens at an estimated cost of Rs. 21,700 were prepared.

(4) Municipal Housing

Plans and estimates were also prepared for the following :—

(i) *Transit Camps*.—'Transit camps' to provide short term accommodation for families dis housed under slum clearance schemes, on the sites of ex-milch cattle stables (a) at Milk Street, Byculla, where 244 tenements will be erected at an estimated cost of Rs. 6,07,620 and (b) on C.S. No. 1969 (Part), 1975 (Part) and 1968 (Part) at Haines Road, where 210 tenements will be constructed at an estimated cost of Rs. 5,09,857.

(ii) *Housing of labour staff of M. G. H. Sion*.—Two Multi-storied buildings consisting of 80 tenements for housing the labour staff of M. G. H. Sion on a portion of plot No. 290 in Scheme 6, Sion-Matunga Estate.

(iii) *Housing for labour staff of R. P. T. B. Hospital*.—Two multi-storied buildings consisting of 80 tenements for housing labour staff of R. P. T. B. Hospital at Sewri.

(iv) *Housing of Subordinate staff of the Municipal Corporation*.—144 tenements for subordinate staff, at Gilder Lane, off Lamington Road tenders were awarded but the work could not be proceeded with for want of cement.

(v) *Housing for the public*.—This consists of 120 tenements in three buildings consisting of ground and three upper floors near Spring Mills, Sewri-Wadala Estate, and 132 tenements in two buildings with ground and three upper floors at Azad Nagar, near Wadala Railway Station, were prepared. The construction of the 120 tenements has been taken in hand.

(vi) *Municipal Housing*.—This consists of (a) 72 tenements on land in C.S. No. 94 behind Elphinstone Road Market for the use of Municipal employees and at an estimated cost of Rs. 3,50,137 (b) 56 tenements near Surya Cinema, Dadar, for the use of Municipal employees. Possession of the site was not however obtained during the year.

(vii) *Dormitories*.—The Dormitory building on plot Nos. 9 and 10, Palton Road Estate was constructed and occupied during the year. It has, however, been noticed that large common halls are not popular and the inmates desire accommodation in the form of cubicles. Estimates for converting the halls into cubicles are under preparation.

(5) Gardens

10. *Sion Fort Hill*.—With a view to preparing detailed estimate for the Sion Hill Gardens Scheme, a model in plaster was prepared and the estimate was under preparation.

(6) Layouts

11. (i) Layout of the Kamathipura Slum Clearance Scheme was prepared and submitted to the Corporation for approval.

(2) The following other layouts were prepared and forwarded to the Estate Agent and Land Manager for further action :—

- (i) Layout of the Mango Grove area at the foot of Sion Hill Fort.
- (ii) Layout of land near Worli point-view, Scheme No. 52.
- (iii) Layout of Maratha Hospital land for housing and a school.
- (iv) Layout of the Housing site near Spring Mills, Sewri-Wadala Estate.

(7) Cultural Activities

12. (i) *Open-air Theatre at Victoria Gardens.*—Detailed plans and estimates for the work were prepared. The site for the location of the open-air theatre was changed and a new site along Connught Road side in the compound of Victoria Gardens was selected for the purpose. The work was started during the year.

(ii) *Multi-purposes Hall and Recreation Centre at Chowpatty.*—A proposal was received from Shri G. D. Birla, with an offer of Rs. 13 lakhs for constructing a Recreational Centre at Chowpatty Seaface entirely at his cost to perpetuate the memory of his late father Shri Raja Baldevdas Birla, and handing it over to the Corporation as a gift to the Citizens of Bombay. Plans and estimate were accordingly prepared. The proposed centre includes the following amenities :—

- (1) A multi-purposes hall including a stage.
- (2) A hall for a permanent health museum.
- (3) A restaurant.
- (4) An extensive terrace garden with a fountain.
- (5) A small lost-children centre.
- (6) A row-boat tower jutting out into the sea.
- (7) A 60 feet tower with a rostrum.
- (8) An underground car park.

The land on which the structure is proposed to be erected belongs to Government and a reference has been made to the Collector of Bombay to make available the site to the Corporation free of cost or at a nominal cost for the purpose. The proposal was approved by the Corporation at the meeting held on the 26th June 1956. The Centre will be named as "Raja Baldevdas Birla Krida Kendra".

B.—ROADS, DRAINS AND SEWERS

13. The particulars of work done by this Section during the year are as under :—

Paper tracings	... 217 Nos.
Cloth tracings	... 39 "
Contract drawings	... 46 "
Blue print copies	... 3,670 "
New Estimates	... 149 "
Total amount of new estimates	... Rs. 134 Lakhs.
Revised estimates	... 34 Nos.
Total amount of revised estimates	... Rs. 25 Lakhs.

14. The important activities were as under :—

(1) Roads

(i) Plans and estimates amounting to Rs. 2,19,007 were prepared for improvements at Hughes Road and Gibbs Road. Under this Scheme it is proposed to setback a portion of the hill on the west of Hughes Road and provide a retaining wall.

(ii) Plans and estimates amounting to Rs. 6,76,838 were prepared for concreting certain Roads in Plot No. 290 and 291 East, Scheme No. 6 and providing sewerage and storm water drains thereat.

(iii) Plans and estimates amounting to Rs. 9,99,301 were prepared for reclaiming a further portion of the sea at Beach Candy Seaface and providing a 100' wide promenade, including a retaining sea-wall 1070' long.

(iv) Plans and estimates amounting to Rs. 7,04,304 for concreting the carriage way of Road No. 30 between Golanji Hill Road and Road No. 26 including storm water arrangements.

(v) A programme was drawn up last year for resurfacing certain Roads in the City in cement concrete and accordingly plans and estimates amounting to Rs. 8,63,358 were prepared for concreting the following roads :—

- (a) Masjid Bridge Road.
- (b) Narsi Natha Street.
- (c) Kazi Syed Street.
- (d) Argyle Road.
- (e) Clerk Road.

(2) Storm Water Drains

15. (i) Plans and estimates amounting to Rs. 5,92,622 for covering the open storm water drains near Haystack Road.

(ii) Plans and estimates for an additional barrel along the side of the existing two barrels of the double barrel drain passing through Mahalaxmi Race Course and discharging into the sea through the open channel at a cost of Rs. 11,34,851 were prepared. In addition, widening of the channel both upstream and downstream of the aforesaid double barrel drain was proposed and plans and estimates amounting to Rs. 5,99,805 were prepared.

(iii) Further details about the installation of pumps at Love Grove for pumping the storm water drainage into the sea were worked out.

(3) Sewers and Sewerage.

16. (i) A scheme for improving the present condition of the common house gullies in Kamathipura with plans and estimates amounting to Rs. 2,17,061.

(ii) Plans and estimates amounting to Rs. 2,53,168 for providing and laying 24" Rising Main along Road No. 18, Scheme No. 57.

(iii) Plans and estimates amounting to Rs. 5,92,087 for providing and realignment of sewerage system in Kamathipura.

(4) Monsoon Flooding.

17. Detailed investigations pertaining to Love Grove Outfall were completed and the approximate cost of installation of a battery of pumps including incidental works, such as, widening of the upstream channel removing the bottleneck along the route of the storm water etc. was worked out. Quotations for pumps were invited. It is quite likely that the cost of these pumps will be prohibitive, not commensurate with the benefit that the City will derive and therefore some other alternative solutions are under consideration. One such alternative is to provide relief storm water drain wherever the existing ones are inadequate.

(C) MUNICIPAL PROGRAMME FOR THE SECOND FIVE YEAR PLAN

18. During the year under report the 2nd Five Year Programme was chalked out. This programme will commence during the year 1956-57.

19. The following are the interesting features of the second five year programme :—

(1) A comprehensive programme comprising of an aggregate estimated expenditure of Rs. 39.29 Crores for the City and Rs. 6.19 Crores for the Suburbs was drawn up. The primary emphasis was laid on the removal of slum areas, provision of housing for the low income groups and Municipal employees, water supply, hospitals and medical relief, roads, drainage and school buildings.

(2) The table below will give an idea of the works envisaged under the programme :—

Serial No.	Particulars.	Proposed provision.	
		City Rs. (Lakhs)	Suburbs Rs. (Lakhs)
1	Water Supply	700.00	85.00
2	Drainage :—		
	(a) Sewers and Sewage Purification works	208.00	155.00
	(b) Storm Water Drains	194.67	25.00
3	Hospitals, Dispensaries etc.	305.50	50.00
4	Roads and Road Improvements	142.99	75.00
5	School Buildings	206.25	30.00
6	Slum Clearance	600.00	50.00
7	Housing Municipal Employees	189.32	25.00
8	Housing Low Income Groups	250.00
9	Town Planning Schemes	250.00	30.00
10	Markets and Slaughter Houses	171.08	10.00
11	Parks and Gardens	20.00	10.00
12	Fire Brigade Stations	18.75	10.00
13	Plant and Machinery	79.90	17.50
14	Improvement Schemes 'B' Budget	250.00
15	Acquisition of Gas Company	200.00
16	Miscellaneous works	142.97	46.50
		3,929.43	619.00

(D) SLUM CLEARANCE

20. The question of obtaining subsidies and loans from Government as referred to in the report for 1954-55 was pursued further during the year. At a meeting held by the State Government at Sachivalaya with the Commissioners of the Corporations of Bombay, Poona and Ahmedabad, the proposal from the Government of India offering loans upto 50 per cent. and a subsidy upto 25 per cent. and a further subsidy upto 25 per cent. from the State Government was discussed and was tentatively accepted by the Commissioners.

21. Satisfactory progress was made during the year in regard to the removal of Tin shed slums on Municipal land at Saboo Sidak Road Off Palton Road. The work of construction of a four-storeyed building on the land thus cleared was well advanced during the year and was expected to be ready for occupation in a few months.

22. As regards the other slums on Municipal land at Haines Road housing 385 families, plans and estimates for construction of permanent buildings for rehousing the displaced families were prepared during the year. The work of shifting the families and removal of the patra sheds in stages would be taken in hand after construction of a building on the adjoining site to accommodate about 90 families is completed.

23. As mentioned in the last year's report, a study of the structural, sanitary, sociological and statistical survey of the Kamathipura area was made. A layout plan for the whole of the Kamathipura area, indicating the lines on which the future development would take place was prepared during the year under review. The broad features of this plan comprise of widening and strengthening of main roads, cancelling some of the existing roads so as to make available large and contiguous areas suitable for development on modern lines consisting of 14 sectors, provision of recreational open spaces, segregation of main shopping centres from residential areas and provision of health and social amenities like clinics, maternity homes, library etc.

24. The cost of implementing this plan is roughly estimated at Rs. 7 crores. On the basis of the data collected and the layout plan prepared, the schemes for clearance of two areas were prepared and forwarded to the Corporation for sanction. After the sanction is accorded, it is proposed to acquire these two areas by compulsory Acquisition Order and to demolish the existing structures thereon. The families so dishoused will be shifted temporarily to the Transit Camps already under construction. One of the cleared sites is intended to be utilised for construction of four storeyed buildings for the housing of these families on permanent basis. The other site to be cleared is earmarked for use as a recreational park and no buildings will be erected thereon.

(E) MASTER PLAN AND ITS IMPLEMENTATION

25. (i) *Aerial Survey*.—The actual cost of the work amounted to Rs. 1,21,849.

(2) The total expenditure booked for the preparation of the Master Plan from its commencement in January 1947 upto the period ending 31st March 1956, amounted to Rs. 2,61,182. No. copies of the Report known as Master Plan in Outline at Rs. 7-8-0 each and 46 copies of Master Plan at Rs. 2 each were sold during the year under report. The total sale proceeds on this account amounted to Rs. 92.

(3) *Existing industries in the suburban area*.—Further conferences were held during the year with the representatives of the Bombay Industries Association in connection with the issue of permits to factories already existing in the Suburban area, and suitable arrangements were evolved for satisfactory working.

Development of Trombay Island

26. (i) The work of the rail overbridge over the Eastern Express Highway along the arterial siding was in progress and is expected to be completed by the end of this year.

(ii) The work on the Eastern Express Highway and that on the overbridge over the Harbour Branch Line of the Central Railway was completed during the year. The Highway will be opened for traffic after the ensuing monsoon.

(iii) The work of detailing the alignment of the Eastern Express Highway on 40' to 1" scale by plane table survey from Sion Trombay Road to Pestomsgar Scheme was completed.

(iv) The work of reconditioning of Corridor Road in Trombay between the two Oil Refineries was started in April 1955 and was completed by June 1955.

(v) As regards the work of reconditioning the diversion road to Mahul quotations were being invited. The work will be started early next year.

(vi) *Mogra Area*.—A tentative layout for the industrial development of this area was prepared.

(vii) Regular lines for the widening of (a) Chembur-Mahul Road, (b) Mahul-Ghatkopar Road, and (c) Sion-Trombay Road, on plans to a scale of 40' to 1" was completed during the year. Revised alignment for the future road lines of Santa Cruz-Kurla sub-arterial road *via* Santacruz Aerodrome were also marked and the alignment of a portion of the sub-arterial road near Ghatkopar were also finalised on 40' to 1" scale plan.

Other Developments

27. (i) A contour plan of the land belonging to the Godrej Co. to the west of Bombay Agra Road near Vikhroli and other areas was prepared for development purposes.

(ii) Various proposals were considered and scrutinised during the year for development of the industrial area north of Stanvac Refinery.

(iii) *Anik Village*.—The work of relocation of Anik Village at two alternative sites *viz.*, one near Shiv Temple and the other near Ghatla at Borla was completed. The Public conveniences at these places were constructed during the year.

(iv) Various sites were inspected and proposals formulated for selecting sites for industries and establishment of industrial estates in the suburban areas of Greater Bombay.

(v) With a view to establishing industrial estates for small scale industries in the Suburban area, layout and financial forecast for one of the areas at Nari Seva Sadan, Ghatkopar were prepared.

Reclamation of low lying lands

28. A scheme for reclamation of the low-lying swampy lands admeasuring 5,670 acres at an estimated cost of Rs. 303.95 lakhs was prepared for overcoming the shortage of building plots in the City. The method of reclaiming the low-lying lands by putting dykes across the Mahim Creek and draining away the water collected in the swampy land into specially created large reservoirs to be finally pumped into the sea was proposed to be tried at Dharavi. By adopting this method, the cost for reclaiming the low-lying lands in the City was expected to be lower than by filling with earth. To start with, a Pilot Scheme was proposed to be taken in hand at Mahim Creek for an area admeasuring about 385 acres for which plans and estimates were under preparation.

II.—Construction Branch

29. This Branch is in charge of an Assistant Engineer, 1st grade, who looks after the execution of all major construction works most of which are debitable to Loan Funds under Budgets 'A', 'B' and 'E' (City Section).

30. During the year under report, in addition to the normal funds provided in the Loan Works Budget, a sum of Rs. 25 lacs was appropriated from the Surplus Cash Balance for (1) Providing housing accommodation to the Municipal staff, and (2) covering the open storm water channel at Worli.

31. The expenditure incurred during the year under review on the construction of (1) School buildings, (2) Markets, (3) Hospitals, (4) Storm water drains, sewers, sewage pumping stations and Purification works including laboratories and staff quarters attached to them amounted to (1) Rs. 3,65,784 (2) Rs. 3,50,050 (3) Rs. 6,58,243 and (4) 7,68,683 respectively against (1) Rs. 7,61,742, (2) Rs. 3,84,338 (3) Rs. 16,47,544 and (4) Rs. 13,48,205 during the previous year.

A.—Building Construction

(a) Housing

32. Works estimated to cost Rs. 77,17,658 were in progress during the year under report and the expenditure booked against them amounted to Rs. 20,38,040.

33. The following major works were completed:—

(1) Providing pile foundation for the proposed 420 tenements at Mahalaxmi to replace the Patra Chawls.

(2) Construction of a dormitory at Palton Road of 352 persons.

(b) Other Buildings

34. Works estimated to cost Rs. 88,11,278 were in progress and the expenditure booked against them amounted to Rs. 22,89,745.

35. Amongst the works which were started during the previous year and completed during the year under report, the major ones were (1) Construction of two additional floors over the existing building of the R. P. T. B. Hospital, Sewri, (2) Construction of two additional floors over the Skin and Venereal Department of Ward No. 5 at Bai Yamunabai L. Nair Charitable Hospital, (3) Construction of a full-fledged composite market on plot Nos. 104, 105 and 120-121 at Dr. Meisheri Road, Dongri, (4) Construction of a School Building on Plot Nos. 160B to 162A in Scheme 6, Sion Matunga Estate and (5) Building No. 1 consisting of a basement and ground floor at M. G. Hospital, Sion. The work of extension to the Municipal Head Office at Cruickshank Road was in progress during the year.

36. Amongst the new works started during the year, the major ones were (1) Construction of additional floors over the Nurses' Quarters at the R. P. T. B. Hospital, Parel, (2) Conversion of 'F' Ward Stables into an Isolation Ward for T. B. patients and a Clinic at Dadar, (3) Construction of an Open Air Theatre in the Victoria Gardens, Byculla, (4) Construction of a Convalescent Home with staff quarters opposite the Tata Memorial Hospital, Hospital Avenue Road, Parel. All these works could not be carried out with the required speed in view of the acute shortage of cement.

37. Commencement of many works under various categories, the contracts for which had already been awarded during the year had to be postponed owing to non-availability of cement during the latter part of the year.

During the year under report tenders for (1) Extension of the School Building at Laxminarayan Lane, Matunga and (2) Construction of two new school buildings at Victoria Bunder Road, Colaba were invited.

B.—Sewers and Pumping Stations.

38. As previously reported tenders for the Love Grove Purification Works (first stage) were accepted and by 31st March 1956, 40 per cent. of the civil engineering part of the work was completed. Sufficient progress could not be made owing to shortage of cement and steel. The machinery, for the fabrication of which orders were placed abroad was expected to be received by December 1956.

39. The Scheme for improving the sewerage system of the City as approved by the Corporation under their Resolution No. 492, dated the 5th August 1948 was being gradually implemented. The work of construction of 33" Hume Pipe Sewer including a small portion of 36" diameter pipe sewer in Globe Mill Passage from manhole No. 19 to the Globe Mill Passage Pumping Station was completed during the year. Tenders for the construction of (1) 33" diameter pipe sewer in continuation of the above sewer (2) 6'-0" x 9'-0" all concrete ovoid sewer in the north-west low level Road off Falkland Road from Tardeo Chowk i.e., manhole No. 71 to West side of Western Railway fencing and (3) 6'-0" x 9'-0" all concrete ovoid sewer across the Western Railway land and the eastern approach of Falkland Road Bridge from the west side Railway fencing upto Lamington Road junction Manhole No. 88 were invited during the year under report. The works were started at the close of the year. Tenders for laying 9'-15"-21"-27" Hume pipe sewer in Sheikh Memon Street Junction 1st Ganeshwadi to Junction Kalbadevi Road were invited during the year under report but were rejected.

40. With a view to lengthening the life of the existing main sewers in the City, it was proposed to treat some of them internally with gunite process and as an experimental measure in this direction, tenders for the work of guniting (4" thick) the 5'-4" x 8'-0" old main ovoid sewer from Clarke Road to Love Grove Pumping Station were invited and the work was started at the close of the year.

C.—Storm water drains and covering open storm water channels.

(a) Storm water drains.

41. The work of providing a storm water drain in Parel Chawl Road opposite Garamkhada Market which was in progress in the previous year was completed. The following works were in progress either depart mentally or by contract during the year :—

- (a) Construction of a storm water drain in Mahatma Gandhi Road between Flora Fountain and Napier Road.
- (b) Construction of a storm water drain in Tulsi Pipe Lane between Elphinstone Road and DeLisle Road inclusive of additional manholes on existing sewer,

The expenditure booked on the above works during the year amounted to Rs. 35,968.

(b) Covering open storm water channels in the City.

42. The works of covering (i) the further length of 700' of the open channel from the covered end at Dadar Purification Works upto Khed Gulli junction, and (ii) 750' length of the open channel behind Arthur Road Prison which were started in the previous year were completed. The work of providing a double-barrelled relief drain in lieu of the existing open water course to the south of Fitwala Road including filling in which was started during the year was nearing completion.

Tenders for the following works were invited during the year under report and the works in items (a) and (b) were in progress. The commencement of works in items (c), (d) and (e) was postponed due to scarcity of cement that prevailed at the close of the year :—

- (a) Construction of an underground storm water drain in lieu of the existing water course in Lalbaug area.
- (b) Construction of 7'-6" x 4'-9" arched drain in lieu of the open channel along Sweepers' Chawl on the north of Gold Mohur Mills from Dadar Road upto the Culvert across Railway tracks.
- (c) Construction of 6'-0" x 6'-0" dhapa drain with R. C. C. slab in lieu of the open channel for a length of 1850' behind Arthur Road Prison.
- (d) Construction of a treble barrelled R. C. C. dhapa drain 12' x 9' for a length of 1136 Rft. from Bellasis Road Pipe depot towards Clarke Road in lieu of the open channel.
- (e) Construction of a treble-barrelled R. C. C. dhapa drain 12' x 9' for a length of 1100 Rft. from Bellasis Road Pipe Depot towards Clarke Road i.e., from 1136 Rft. to 2236 Rft. in lieu of the open channel.

D.—Roads and Footpaths

43. (a) *Roads.*—The work of permanent construction of DeLisle Road between Gokhale Road and Currey Road which was started during the year under report was in progress at the close of the year. Tenders for the permanent construction of half width of Tulsi Pipe Line Road between DeLisle Road and Fergusson Road for a length of 2650' including storm water drainage arrangement were invited at the close of the year. The work will be started in the next fair season.

44. (b) *By-lanes.*—The work of permanent construction of 18 by-lanes at an estimated cost of Rs. 1,53,614 was in progress during the year under report and the expenditure incurred amount to Rs. 80,346.

45. (c) *Footpaths.*—The scheme of providing footpaths along certain roads in the City where no footpaths exist was being reviewed in the light of the present traffic conditions along these roads.

E.—Miscellaneous.

(a) Traffic amenities.

46. (i) *Traffic and channelising islands.*—Important intersections of roads where traffic and channelising islands for regulating the traffic have been provided since the inception of this Scheme in the City totalled 108. Out of these 4 were constructed during the year under report and the work of permanent construction of one was in progress during the year. During the year proposals for the construction of traffic and channelising islands at 19 different intersections of roads in the City were submitted for the approval of the Works Committee.

(ii) *Pedestrian Subway near Churchgate Railway Station.*—The work of construction of the 25' wide pedestrian subway near Churchgate Station across Queen's Road which was commenced at the close of the previous year was completed before the monsoon at a cost of Rs. 2,48,541 and was thrown open to the public. This marked the beginning of a service of subways and underpasses to be constructed in the near future in Bombay. The State Government agreed to bear one-third of the actual expenditure incurred by the Corporation on the Subway and have also further promised to give similar financial assistance in case of future subways, to be undertaken by the Corporation.

(iii) *Under-pass near Marine Lines Railway Station.*—With a view to giving a direct access between Queen's Road and Marine Drive, a proposal to provide a vehicular under-pass either at 1st Marine Street or Princess Street was under consideration. This, it is expected, will relieve the traffic congestion along Queen's Road and Girgaum Road at peak periods. Preliminary survey work had been completed and further details were being worked out.

(b) Other works.

47. (i) The work of raising the sea wall at Hornby Vellard and providing a kerb line along the sea side which was in progress during the year was completed.

(ii) The work of filling in plot 'C' at Bhulabhai Desai Road (Warden Road) and its development as a children's playground which was in progress in the previous year was completed.

(iii) Due to heavy action of Sea waves in Mahim Bay the storm water outfall No. 3 opposite Ranade Road extension had completely deteriorated and its reconstruction was started at the close of the year.

(c) *Sea Wall at Worli.*—Out of the total length of 2,350' the work of constructing sea wall for a length of 1,575' had been completed. Tenders for the remaining work were received.

(d) *Hill Cutting.*—(1) High lands at Sion, Scheme No. 6.—The further work of cutting high lands between Road Nos. 28A and 29 was started.

(2) Worli Hill, Scheme No. 58.—The work of hill-cutting in respect of Sections A and B was completed. The work of Section D was also in progress. Tenders for the work of Section C and bulges along eastern slopes were invited.

(e) *Protective works to the outfall sewer at Love Grove.*—The work on Part II was completed during the year. Works on Part I and III were in progress and nearing completion.

(f) *Private major works.*—(i) Tenders for the diversion of 9" pipe sewer and 12" dia. Storm water drain from Plots Nos. 174 and 175 in Block II, Back Bay Reclamation Scheme were invited at the close of the year. The cost of the work estimated at Rs. 57,855 was to be borne by the State Government.

(ii) The work of diversion of 9" sewer and 12" S.W. Drain in the southern portion of Block II, Back Bay Reclamation Scheme was carried out by contract at a total cost of Rs. 25,407 and

(iii) The work of construction of passages at Haines Road dumping ground was also carried out at a total cost of Rs. 18,324.

III.—Maintenance of Buildings and Roads.

48. This Branch in charge of Assistant Engineer 1st Grade looks after the repairs and maintenance works in respect of (1) Municipal and Ex-Trust Properties including acquired properties, (2) Roads, foot-paths, renewal of road surfaces and surfacing of footpath and other contingent works, and (3) works such as road watering, providing and maintaining street name-boards, upkeep of public monuments and preventing or permitting occupation of roads and footpaths and such other administrative works. The work of supervision of Asphalt Plant and Crushers, construction of asphalt roads and footpaths is also entrusted to this Branch. Other matters looked after by this Branch are street lighting, traffic problems and amenities and the work in connection with private streets and their improvement and Refuse disposal work at Deonar.

A.—Municipal and Ex-Trust Properties.

49. The total number of buildings and other properties in charge of this Section was 3,196 against 3,213 in the previous year. 33 properties were added during the year and 50 properties were demolished.

50. The work of maintenance can be classified under three major heads, (i) Normal Repairs (ii) Special Repairs and (iii) New Works.

51. Normal repairs include works of monsoon repairs such as fixing bamboo mats jammering tile-turning, white washing and colour washing. The works that are likely to increase the life of the buildings or structures fall under the category of Special Repairs. The works of additions and alterations to the buildings as also those for providing additional amenities fall under the category of 'NEW WORKS'. These new works were carried out partly by contract and partly departmentally.

52. For purposes of petty works contract the City was divided into two divisions one comprising of A, B, C, D and E Wards and the Sanitary Institute at Princess Street and the other comprising of F and G Wards and Matunga Leprosy Home. The contracts for these two divisions were entrusted to two different contractors. The rates for works by these petty Works Contractors were 20.56 per cent. below the Schedule rates for Division I and 18.75 per cent. below the Schedule rates for Division II. These rates were less by 15.31 per cent. for Division I and less by 12.50 per cent. for Division II than the previous year's rates.

53. Repairs to school buildings under Budget 'E' were also carried out by the Maintenance Branch. The total expenditure incurred on the same amounted to Rs. 22,979. Out of the total expenditure, works to the extent of Rs. 4,32,834 were carried out departmentally and of Rs. 3,83,350 through Petty Works Contractor.

54. In addition to the above, the works of oil-painting colour-washing and white washing the Municipal properties were carried out from the provision of Rs. 75,000 for such works. These works were carried out on the basis of 'A' Schedule Rates.

55. The works on the five year's programme of heavy repairs and improvement of water supply to Ex-Trust Chawls as sanctioned under Corporation Resolution No. 2080, dated the 13th March 1950 was continued. The works of special repairs by gunite treatment to Chandanwadi Chawl Nos. 4 and 6 were completed. The additional work of structural repairs by gunite treatment to Supari Baug Road Chawl Nos. 1 to 6 was nearing completion.

56. The works of providing separate electric meters to Chawl Nos. 1, 2 and 16 at Mazagaon and Chawl Nos. 2 and 5 at Chandanwadi were in progress.

57. The work of electrification of some of the chawls at Suparibaug Road, Agripada and Chandwadi and new Labour Camp at Worli, Cleaveland Road was nearing completion at the close of the year.

58. 2,452 estimates amounting to Rs. 44,91,940 for various works were prepared during the year.

MAHATMA GANDHI MEMORIAL OLYMPIC SWIMMING POOL AT SHIVAJI PARK.

59. Working of the Pool was satisfactory during the year. Estimate for the work of provision of Venetian Mosaic glass tiles to the walls and floor of the Pool amounting to Rs. 1.37 lac was approved by the Corporation and it is proposed to take in hand this work next year. The management of the Swimming Pool after it was thrown open to the public was entrusted by contract to Shri F. E. Golwala, but since 1st May 1955, the management has been taken over by the Municipality and the same has been entrusted to the Municipal Officer-in-charge of the Swimming Pool.

B.—Roads and Footpaths.

60. The total length of roads and footpaths in the City at the close of the year was 274.226 miles as against 274.056 at the beginning of the year.

61. *Roads of permanent Construction Renewal of surfaces.*—The total area of road surfaces renewed during the year with 3" sheet asphalt, was 10,974 square yards at a total cost of Rs. 6,49,600.

62. An amount of Rs. 4,52,146 was spent on repairs to pot-holes on carriage-ways. General, Overhead and Miscellaneous charges (which included charges for bringing of stores, removal of encroachment and such other miscellaneous charges which could not be included in the expenditure directly incurred on the road repairs) amounted to Rs. 1,66,776 Rs. 1,65,210 and Rs. 79,196 respectively. The percentage of these charges including establishment over the direct expenditure on road repairs and departmental and private works carried out by the road maintenance branch works out to about 18.27 as against 16.60 during the previous year.

63. The work of maintenance of the roads and footpaths was generally satisfactory throughout the year. A total area of 2,78,070 square yards of different types of the road-surfaces was improved during the year as detailed below:—

	Sq. yds.
(1) Sheet Asphalt	10,974
(2) Chips-coat on Asphalt roads laid by Asphalt Plant	97,220
(3) Semi-grouting	10,078
(4) Surface Dressing	1,59,798

64. As usual Rs. 1,60,550 were paid to the Bombay Port Trust for cleaning and repairing Port Trust Wharves and Roads.

65. The work of asphaltting footpaths as approved by the Corporation under their Resolution No. 985 dated the 25th January 1951 was continued during the year and the footpaths of 39 Roads covering an area of 62,383 square yards were asphalted at a cost of Rs. 2,46,584.

C.—Miscellaneous Works in connection with Roads and Footpaths.

66. (a) *Road Watering.*—Water-bound roads and kutcha footpaths comprising a total area of 16,652 square yards were watered at suitable intervals during the dry season and the expenditure incurred thereon amounted to Rs. 496.

(b) *New Roads and footpaths.*—No new road or private street was taken over for maintenance.

(c) *Street Name Boards.*—Total expenditure incurred on repairing and maintaining the existing ones amounted to Rs. 776.

(d) *Maintenance of public monuments.*—All the statues were periodically cleaned and maintained in good condition at a total cost Rs. 3,185. The question of the removal of the Queen's Statue was still under consideration.

(e) *Pedestrian Guard Railings.*—10,278 R.ft. of guard railings were maintained.

(f) *Widening of Road consequent upon acquisition of set backs.*—The cost of adding to roads the set back lands acquired in different Parts of the City inclusive of the cost of incidental works, such as shifting tram-poles, electric cables, gas or electric lamps, water entrances, etc., amounted to Rs. 51,356-11-0. The total area thus added to the road during the year was 3,551.17 square yards.

(g) *Private and Departmental Works.*—680 works were carried out for various private parties at a total cost of Rs. 2,04,580 and 686 works were carried out for other municipal departments at a total cost of Rs. 6,62,595.

(h) 911 benches on roads and footpaths were also maintained.

D.—Road Rollers.

67. There were 56 Road Rollers on the register, 3 Petrol, 29 Diesel and 24 Steam Driven.

68. Eight road rollers which had passed their useful life and were found uneconomical to maintain were sold by auction. Five rollers were under heavy repairs, 43 Road Rollers were in commission, 35 in the City 1 at Vaiterna, 2 in Suburbs and 5 at Asphalt Plant, Worli.

E.—Permits.

69. (a) *Opening of Roads and footpaths.*—During the year 38 permits were issued for excavation in roads and footpaths. The cost of reinstatement of the disturbed surface was charged to the respective permit holders. The trenches were repaired at a total cost of Rs. 9,70,566 which was borne by the parties concerned. The total amount of road opening fees recovered was Rs. 3,558.

(b) *Occupation of Roads and Footpaths.*—Action under Section 322(b) of the Bombay Municipal Corporation Act was taken to prevent unauthorised occupation of roads by dumping building materials and 552 notices were served in this respect for contravening the provisions of the Act.

70. Fees were recovered for the use of roads for stacking building materials and putting up scaffoldings. The total receipts under this head amounted to Rs. 34,040 for 694 permits.

71. Ground rent recovered on account of (1) temporary lettings of road-side lands, footpaths and awnings (2) erection of petrol tank, pumps and (3) other occupations for miscellaneous purposes amounted to Rs. 50,899.

72. In addition 404 permits were also issued for occupation of roads for erecting mandaps, placing chairs, etc., and the amount realised therefrom was Rs. 12,340.

73. Permission for 24 Tram Shelters and 293 Bus Shelters on Roads and footpaths was continued.

F.—Tramways.

74. No addition was made in the total length of the tram tracks in the City and no tram tracks were removed during the year. The total length of double tram tracks was 27.259 miles and of single tram tracks was 2.792 miles.

G.—Public Street Lighting

75. The streets of the City were lighted with Gas and Electric lamps during the year under report.

76. The total number of lamps in the City at the end of the year was 12,325 which exceeded the corresponding figure of the previous year by 161. The details of the different types of lamps are shown as below:—

Gas Lamps						
Hexagonal	Bombay	Littleton	Rochester	Suggs	Traffic Directional	Total
2,372	51	5,219	335	141	116	8,234
Electric Lamps						
Tungston Filament lamps.	Mercury Vapour lamps.	Sodium Vapour lamps	Fluorescent	Total		
2,631	1,433	Nil.	27	4,091		
Grand Total of Gas and Electric Lamps respectively ...						12,325

77. In addition to these lamps 15 Policeman's Spot Lights and 12 lamps on Railway Footover bridges at Chowpaty, Byculia and Dadar were maintained by this Department.

78. The candle power of the gas lamps varied from 70 to 1200 and that of electric lamps from 25 to 1190. Some of the ordinary pressure gas lamps of high power, which were uneconomical for maintenance, were removed and electric lights provided instead.

79. The following statement shows the total candle power of the lamps, the energy consumed and the expenditure incurred on account of the maintenance etc. On an average 5,93,031 cubic feet of gas and 7,975 Killo watt units of electricity were consumed per day as against 6,22,240 cubic feet of gas and 7,196 Killo Watt Units of electricity per day during the previous year.

Kind of Lighting	Candle Power	Total consumption during the year.	Expenditure for Lighting
Gas	19,47,760	21,64,56,231 C.ft.	Rs. 11,83,185
Electric	13,41,677	29,10,902 K.W.H.	8,10,466

80. An additional expenditure of Rs. 1,67,645 was incurred on the following items:—

	Rs.
(1) Erection of New Lamps. ...	15,247
(2) Repairs and Maintenance. ...	87,061
(3) Works of Improvement in Street Lighting ...	65,337

81. As usual Rs. 43,860 were paid to the Bombay Port Trust on account of lighting of wharves and roads in their charge by adjustment against the amount due from them in respect of General Tax for the year under report.

82. The works of lighting and maintaining the street lamps were done through Messrs. The Bombay Gas Co. Ltd. for gas lights and the B. E. S. & T. for electric lights.

83. The statues of the late Sir Phirozshah Mehta at Bori Bunder and (2) the late Shri Vithalbhai Patel at Chowpatty were provided with electric flood lights.

84. Since 1954-55, "All-in-Hire" Scheme for mercury vapour and fluorescent electric lamps has been introduced.

H.—Traffic

85. The main works attended to by this Section are :—

- (1) Appropriate designs of Channelization, Rotaries and Refuge Islands.
- (2) Obtaining Traffic Volume Counts for determining the various movements of traffic.
- (3) Providing pedestrian cross walk lines, both on temporary and permanent basis.
- (4) Traffic Studies for installation of Automatic Traffic Signals in the City.
- (5) Parking.

86. The following channelising islands approved by the Traffic Advisory Committee were completed :—

- (i) Two traffic islands at the junction of Lakhamsi Napoo Road and Lady Jehangir Road.
- (ii) Channelising island at Dr. Annie Besant Road at its junction with Worli Naka.
- (iii) Channelising island at the junction Jail Road (East) and Babula Tank Road.
- (iv) Traffic and Channelising island at Bahu Daji Road Junction Telang Road.

87. The work of providing traffic island at the following intersection was in progress at the close of the year :—

- (i) Channelising islands at the junction of Queen's Road and Charni Road.

88. *Pedestrian Crossings.*—Pedestrian crossings were demarcated with white paint on a number of main thoroughfares and in front of schools, in consultation with the Police Department.

89. *Traffic Signals.*—Automatic traffic signalling system at four corners at the junction of Veer Nariman Road and Mayo Road was introduced at the cost of Government during the year. This is the first automatic traffic signal in the City and has been working quite satisfactorily.

90. Work orders were issued for further installation of similar type of automatic Traffic Signals at the following inter-sections :—

- (i) Phirozshah Mehta Road junction Dadabhoy Naoroji Road.
- (ii) Mahomedally Road Junction Masjid Bunder Road.

91. Preliminary data for signalising Kemp's Corner intersection was also obtained and quotations for the work were invited.

92. *Traffic Studies.*—An exhaustive parking survey was taken up in the Fort area to determine the parking needs and to explore the possibility of making an off-street parking facility for the benefit of motorists (full time parkers).

93. Plans and estimates for the work of widening the Hughes Road at the Kemp's Corner were approved by the Corporation during the year.

I.—ASPHALT PLANT AND CRUSHERS

94. The Municipal hot mix asphalt plant at Worli worked throughout the year except during the monsoon. The Pegson Mixer was worked for turning out cold mix materials required to fill in pot holes in the city and suburbs. The supply of labour for running the Asphalt plant was done by contract.

95. A total area of 2,67,715 sq. yds. of roads and footpaths was repaired or renewed as against 1,47,100 sq. yds. repaired or renewed during the previous year. The work of resurfacing old semi-grouted roads with reconditioned asphalt (admeasuring 85,621 sq. yds) was entrusted to Messrs. Recondo Ltd.

96. Footpaths covering an area of 67,383 sq. yds. were asphalted with $\frac{1}{2}$ " to $\frac{3}{4}$ " sand carpet.

Hot Mix Asphalt Plant

97. The hot mix asphalt plant worked for 213 days and remained closed for 84 days on account of rainy season, and for 69 days on account of Sundays, holidays and break-down of the plant.

98. The rate adopted for booking the expenditure for different modes of construction were the same as in the previous year. The total expenditure for renewing the road surfaces, the cost of which was chargeable to different Budget Heads amounted to Rs. 1,76,834.

99. An area of 34,837 sq. yds. was repaired by providing $\frac{3}{4}$ " asphalt premixed carpet. 1,614 tests were carried out at the Asphalt plant Laboratory on different asphalt mixes. Messrs Recondo Ltd. laid a trial carpet $\frac{3}{4}$ " thick admeasuring 2,000 sq. yds. using rubberised asphalt at the rate of Rs. 3 per sq. yd. as the carpet laid by the Co. over Masjid Bridge was found to stand well. It is also found that thin carpets having thickness less than $\frac{1}{2}$ " are found to stand better over sett-paved roads.

Crushers at Worli and Sewri

100. There were four crushers at Sewri and four crushers and a Granulater at Worli of which on an average 2 crushers worked at each place. The total output of the crushers during the year was 12,009 brass as against 8,578 brass during the previous year. The working of crushing the rubble stone at both the crushers was carried out by departmental labour. Rubble at the Worli Crushers was supplied through contract at Rs. 18-10-0 per brass and that at Sewri at the rate of Rs. 17-10-0 per brass.

101. The value of stock in hand was Rs. 13,664 at Worli Crushers and Rs. 5,245 at Sewri Crushers.

102. There was a nett loss of Rs. 76,912 and Rs. 42,017 at the Worli Crushers and Sewri Crushers respectively.

J.—IMPROVEMENT OF PRIVATE STREETS IN THE CITY

103. Out of 11 actions (9 under Section 305 and 2 under Section 377 (1-A) of the Bombay Municipal Corporation Act) which were in progress in the previous year, one under Section 305 was completed during the year. A new action (under Section 305) was taken thus bringing the total number of cases in progress to 11 at the end of the year.

104. In addition to the abovementioned actions, two of special nature without resort to any of the aforesaid provisions of the Bombay Municipal Corporation Act were taken in hand. They were in respect of improvement of passages in 'Private holdings' at Bhulabhai Desai Road, and Nepean Sea Road. In these cases, it was agreed that if the frontagers deposited in advance the full improvement cost of 'draining, lighting and cement concreting' the passages and thus satisfy the requirements of Section 305 of the Bombay Municipal Corporation Act, the passages would then be taken over by the Corporation and declared 'Public' in accordance with Section 306 of the Bombay Municipal Corporation Act. These cases were in progress.

105. Shri Tokersey Dosa had submitted a claim amounting to Rs. 1,732-3-0 for compensation on account of acquisition of a part of his property at Laxminarayan Lane. His claim was settled at Rs. 866-2-0.

106. There was no further development in respect of the Civil Suit Action under Section 527 of the Act, filed by the frontagers Mrs. Laxmibai Narayan Patil and Shri Narayan N. Patil against the Corporation referred to in the previous year's report.

107. No amount was declared as 'Improvement Expenses' during the year under report.

108. Recoveries including interest and deposits made from the House-owners in respect of works carried out in the past and proposed to be carried out amounted to Rs. 24,305-6-0 as against Rs. 28,580-10-0 for the previous year.

109. Out of 13 Civil Suit cases in the Small Causes Court in respect of 'private' street in Bhaskar Bhawoo Qart near Gamdevi which stood adjourned as reported in the last year's report, a decree in one case was obtained after several post-ponements and the remaining 12 cases stood adjourned at the close of the year.

110. In respect of 'private' streets known as (1) Nikadwari Qart and (2) Baker Lane off D'Lima street referred to in the last year's report 3 new suits were filed in the Small Causes Court during the year, and in case of the remaining ones plaints were being prepared for filing them in the Court. In addition, 19 new cases under Section 471 of the Act were filed in criminal courts and after several postponements, 4 cases were dropped due to parties being dead, properties changing hands, etc., leaving 15 cases as adjourned at the close of the year.

111. Eight roads were taken over by the Corporation from Bombay Housing Board. These will hence forth be treated as 'public' in accordance with Section 306 of the Bombay Municipal Corporation Act.

K.—REMOVAL AND DISPOSAL OF TOWN REFUSE TO DEONAR

112. As in the past, a major portion of refuse was transported by Railway to Deonar in Municipal refuse wagons and the remaining was dumped to reclaim low-lying lands in the City at Hornby Vellard, Haines Road Cemetery near Love Grove Pumping Station, Sion, Kuria Creek and Dharavi. The arrangement of running two refuse trains per day instead of three introduced in 1954 was continued each train consisting of an average of 32 wagons. The total number of refuse wagons sent to Deonar was 23,007 as against 21,511 during the previous year. The increase is mainly due to increase in rolling stock. Taking an average of 17 tons per wagon, the quantity of refuse removed to Deonar was about 3,91,119 tons as against 3,65,687 tons during the previous year. The total cost of removal and disposal of refuse amounted to Rs. 7,45,749 as against Rs. 7,18,093 during the last year. The total cost of unloading refuse wagons amounted to Rs. 3,55,867 as against Rs. 3,34,329 in the previous year. The increase in expenditure was due to increase in number of wagons received and unloaded at Deonar. The work of unloading refuse wagons was carried out wholly by contract. The total cost of haulage and unloading per ton amounted to Rs. 1-14-6 approximately as against Rs. 1-15-5 per ton in the previous year.

113. The position of the rolling stock including stock lying under repairs at Mahalaxmi and Deonar sidings was 91 as shown below:—

41	Refuse wagons (running).
2	Silt wagons.
43	Wagons at Mahalaxmi Siding under repairs.
1	Wagon at Deonar Siding under repairs.
2	Brake vans in running condition.
1	Brake van at Deonar siding under repairs.
1	Brake van at Mahalaxmi siding under repairs.
Total ...	91

114. No wagons were scrapped during the year.

115. The position of the rolling stock was far from satisfactory. The number of sick wagons is on the increase. No new wagons could be had so far in spite of the efforts made for several years in this direction. With a view to eliminating the shortage of refuse wagons, 45 wagons were taken on hire from the Western Railway during the year at the rate of Rs. 4-8-0 per wagon per day.

116. The cost of repairs and maintenance of the wagons as well as the sidings at Mahalaxmi amounted to Rs. 56,726 as against Rs. 64,981 for the previous year.

117. Land admeasuring about 7 acres was reclaimed at Deonar. Refuse was also dumped on reclaimed land to fill in depressions caused by fire and rain. The total area reclaimed stood at 453 acres at the close of the year out of 823 acres of low-lying land earmarked for dumping purposes.

118. The total income realised from various sources such as reclaimed land leased for cultivation, temporary letting out portions of the land to Messrs. Anderson Dawn & Co. and the Central Railway skinning dead animals, sale of right for fishing etc. amounted to Rs. 84,057 as against Rs. 79,145 during the previous year.

119. The amenities such as Primary Education, Welfare Centre, Gymnasium, Maternity Wards etc. provided in the Labour Camp for the benefit of the staff of various departments residing thereat were continued.

120. During the year there was one incident of derailment of engine and two incidents of big fire on the reclamation. Damage caused as a result of the fire to sleepers and wooden keys amounted to about Rs. 2,242-8-0.

121. 241 tons of refuse was burnt in incinerators.

122. The length of the main Railway line and the katchra sidings was 6,700 feet. The length and number of temporary sidings varied from time to time.

L.—GENERAL COMMENTS

123. (1) Work of bringing under permanent construction by either asphalt or concrete the main road which had semigrouted surfaces was in progress during the year. 85,621 sq. yds. of road were improved in asphalt and 47,885 sq. yds. in concrete.

(2) Excavations on the roads were on the increase in recent years. This was mainly due to the works of improvement and augmentation of water supply and also the augmentation of other utilities. The question of purchase of suitable equipment for dealing expeditiously with reinstatement works was under consideration.

(3) The working of the Maintenance Branch was under review by Messrs. Ibcn Ltd.

(4) *Old Buildings.*—The work of maintenance of Municipal Buildings many of which can now be classified as old buildings was observed to be on an increase. Substantial repairs are being carried out from year to year to the old Improvement Trust Chawls. Acquired buildings at Sewree, Wadala and Naigaum localities have become too old and uneconomical in maintenance. Structures of Military Hutments within the R. P. T. B. Hospital and General Hospital, Sion have also outlived their useful life. It is advisable that the acquired buildings and military hutments are replaced by new permanent structures instead of spending large sums on their maintenance.

IV.—MAINTENANCE OF DRAINS AND SEWERS

124. This Branch is responsible for cleansing and maintenance of all underground sewers, underground open storm water drains and open channels, making street connections to sewers and storm water drains, etc. An Assistant Engineer (1st Grade) is in charge of the Branch. This year the Sewage Pumping Stations, Purification Works, Air Compressor Stations and Ejectors which were under the Mechanical Branch were transferred to this Branch and Mechanical Engineer was placed in charge of the enlarged Drainage Branch. During the year there was no occasion in which provisions of Bombay Municipal Servants' Act, 1890, had to be brought into effect.

There were not any awards of adjudication.

A.—MAINTENANCE AND CLEANSING

125. The following table gives the details of sewers and drains cleaned :—

Particulars	Mileage during last year	Increase during the year	Total mileage	Mileage cleaned during the year	Silt removed in tons
Pipe Sewers	... 229.02	0.151	229.171	97.81	2,838.95
Ovoid Sewers	... 21.79	21.79	6.02	2,571.60
S. W. Drains	... 217.22	0.056	217.276	10.21	1,155.30

126. *Water courses.*—Water courses were cleaned and kept in good condition and 2408.94 tons of silt was removed. A portion of 280' of water course at Nepean Sea Road was replaced by pipe drain.

127. *Catchpits.*—Catchpits on pipe sewers and ovoid sewers were cleaned at regular intervals and 3203.39 tons of silt was removed therefrom.

128. *Water Entrances.*—14,899 water entrances including perforated stoneware ones were opened and cleaned before the monsoon and closed after the monsoon and 1129.07 tons of silt was removed.

129. *Street Connections.*—43,976 street connections were cleaned during the year and 2134.19 tons of silt was removed therefrom.

130. *Biological Installation at Banganga.*—This installation was kept in working order during the year under review by thoroughly cleansing the filter beds and carrying out necessary repairs at a cost of Rs. 3,068.

131. *Ventshafts.*—All ventshafts on pipe sewers which number about 1243 were maintained and kept in working order.

132. *Open storm water channels.*—The five main open storm water channels were cleaned at a total cost of Rs. 13,231 and 792.27 tons of silt was removed therefrom. Open channel drains at Sind Sewa Samiti, Punjab Refugee Camp, Joglekar Wadi at Dharavi have been cleaned and maintained as an anti-malarial measure.

Relieving Arches at Falkland Road.—

133. *Sluices.*—31 sluices on sewers and storm water drains were operated and maintained.

134. *Common House Drains in Private properties.*—The work of systematic cleansing of house drains was continued during the year and it resulted in reducing the number of chokes therein. Special attention was paid to long lengths of common house gullies by attending to them regularly. This helped in keeping the common house drains in working order inspite of the fact that some of the drains are very old, haphazard and without proper slope.

135. A mobile gang with Flexible Rod Equipment which was introduced a year back was continued this year also for removing obstinate chokes in the whole City with satisfactory results.

136. *Repairs and alterations.*—The work of repairs to 279 manholes, replacement of 88 gratings and renewal of 65 ventshafts at a total cost of Rs. 62,542 was carried out.

B.—STREET CONNECTIONS

137. The work of giving street connections to the new and old buildings was continued and 144 street connections were granted to sewers and 24 to storm water drains.

C.—DEPARTMENTAL AND PRIVATE WORKS

138. Departmental and private works costing Rs. 1,47,996-2-0 (Departmental Rs. 1,05,189-8-0 and Private Rs. 42,806-10-0) were carried out at the cost of various Departments and Private parties.

D.—FLOODING

139. No special staff was appointed during day time for attending to flooding in the low-lying areas in the City, but the work was entrusted to the Ward staff, and during the nights, two existing emergency gangs were engaged for this work. This arrangement was found to be satisfactory and economical.

140. The total rainfall as recorded at Babula Tank Office from 12th June to 18th October 1955 was 69.27 inches.

E.—HOUSE DRAINS

141. 3133 requisitions were issued against the house owners for rectifying the defects in the house drain fittings. The requisitions outstanding at the beginning of the year numbered 1516. Requisitions complied with during the year numbered 3356, leaving a net balance of 1293 requisitions outstanding at the end of the year.

142. In 459 cases where the requisitions were not complied with, prosecutions were launched and the fines inflicted totalled Rs. 4,894-14-0.

F.—SUBVENTION SCHEME FOR CONVERSION OF PRIVIES INTO WATER CLOSETS

143. This scheme was deferred this year also in respect of such premises as were falling in the Town Planning Scheme of Mahim Woods. During the year conversion of 3 privies was effected.

G.—GENERAL COMMENTS

144. The main difficulty in cleansing the sewers effectively is the surcharged condition of the sewers. The installation of additional pumps of bigger capacity in recent years at the existing pumping stations and also the new Pumping Stations at Tulsi Pipe Road and Globe Mill Passages have helped to abate the surcharged condition to a great extent, but still a lot remains to be done to eliminate the surcharge completely.

145. In Colaba Area, the surcharge problem which is due to insufficient capacity of the ejectors will be successfully solved only when the scheme for a separate outfall and purification works for Colaba materialises.

146. The other acute problem confronting this Branch was the cleansing of the common house gullies in Kumbharwada, Kamathipura and Nagpada Areas. As the drains in these gullies are long and dilapidated, it was decided that the only effective and expedient measure was to short circuit and renovate the common house gullies through Municipal agencies at the cost of the owners. Accordingly, the work of one common house gully at Kumbharwada, which is expected to be completed shortly, was started. Estimates for common house gullies in Kamathipura have been sanctioned and the work will be taken in hand in due course.

147. A radical improvement was effected in cleansing of the house gullies. Formerly, the work of cleansing drains and that of sweeping the gullies was not done simultaneously. The Drainage Branch looked after the cleansing of the drains and the Conservancy Branch, now placed under the charge of the City Engineer, looked after the sweeping of the gullies. Since the transfer of the Conservancy Branch, these works are done simultaneously. This has resulted in the work being done effectively and expeditiously and to the satisfaction of the public.

148. The progress in mechanizing the Drainage services was maintained. It is proposed to have more Gully Emptiers for systematic cleansing of water gullies and septic tanks.

149. The sale of concrete covers was continued. However, as the Municipal Foundry has not been able to meet the increased demand for cast iron buter frames, it was proposed to get them manufactured from the contractor. Non-availability of sufficient quantity of cement affected the manufacture of cement-covers during the latter part of the year.

150. Of the complaints received this year as regards choker and overflow of house drains many were due to thefts of covers over inspection and gully trap-chambers. As an interim measure, Shahabad slabs were provided wherever necessary. It helped to minimise complaints of chokes and overflows.

151. The work of cleansing and maintenance and improvement at Dharavi and Sion Areas was intensively carried out. This work, being of the nature of an anti-malarial measure, was given a top priority. The ex-trust drain at Dharavi was kept in a completely free flowing condition and its flow was diverted to the new 42" sewer. The open drains at Joglekar Wadi and Dharavi and their sections suitably reduced to increase the velocity of the flow which was diverted to the sewer by regarding the portion of the drain. The open drains at Sind Sewa Samiti in Sion were converted into pipe drains by utilising the C. I. pipes from Love Grove Pumping Station.

PUMPING STATIONS, AIR COMPRESSOR STATIONS, PURIFICATION WORKS AND EJECTORS

A.—SEWAGE DISPOSAL PLANTS

(1) Love Grove Disposal Works.

152. The pumping station Nos. 1 and 2 at Love Grove worked satisfactorily during the year.

153. The total amount of sewage pumped during the year by pumping station Nos. 1 and 2 was as follows:—

Pumping Station No. 1	... 12617.05 million gallons.
Pumping Station No. 2	... 18733.30 million gallons.

154. The quantity of silt removed from Pumping Station No. 1 during the year was 3868 tons and screening removed from Pumping Station No. 2 amounted to 7920 cubic feet. The average sewage level at the station was 72.0 T. H. D.

155. The new Detritus plant had stopped working during the period from 16th June 1955 to 21st March 1956 due to breakdown of springs of the cleaning rake arrangement, which was repaired by the contractors and the plant was restarted on 21st March 1956. As the springs broke down again within a few days, the plant was again closed from 2nd April 1956.

156. During the year, drop gates at the outfall were renewed. A new floodgate was being fixed in the open drain channel at Love Grove Pumping Station and this work was expected to be completed before the end of May 1956.

157. The work of construction of proposed Sewage Purification Plant was started at Love Grove Pumping Station in November 1955.

158. Steps are being taken to install two additional pumps at Love Grove to cope up with the increasing sewage.

(2) Sewage Purification Works, Tulsi Pipe Road, Dadar

159. *General.*—The Sewage Purification Works at Dadar functioned satisfactorily throughout the year. The total amount of sewage received for treatment at the plant was 5307.46 million gallons *i.e.*, an average of 14.5 million gallon sewage per day, as against an average of 11.405 m. g. p. d. treated during the year 1954-55. The increase in the quantity of sewage received at the plant was partly due to the operation of new high capacity pumps at the Sewage Pumping Station at Dadar and partly due to diversion of sewage to Dadar Plant from Dharavi Plant to enable to carry out repair works and laying sewers. During the rainy season, owing to insufficient capacity of the pumps, the sewers used to remain surcharged for a long time allowing the excess sewage to flow into the Storm Water Drain. Since the installation of the new high capacity pump, the levels in the sewers in Dadar area remain low even during the rainy season.

160. Out of the 14.5 million gallons sewage received for treatment at Dadar, 8.55 m. g. p. d. sewage received complete treatment, while the remaining 5.95 m. g. p. d. sewage received only Primary treatment.

161. The final effluent turned out by mixing both partially and completely treated sewage was quite satisfactory for discharge into the adjoining storm water drain without causing any nuisance. Appendix D-1 gives in tabulated form the data of the entire plant for 1955-56 and Appendix D-2 gives the summarised data for last five years.

162. *Sewage Pumping Station, Dadar.*—The quantity of sewage pumped by sewage Pumping Station at Dadar, amounted to 1644 m. g. as against 856.35 m. g. pumped during 1954-55. The increase is due to the operation of the new high capacity pumps. Out of the proposed 4 new high capacity pumps, 2 pumps were put into operation and the remaining two pumps are expected to be in position by the end of December 1956.

163. *Activated Sludge Plant.*—Since the installation of the Activated Sludge Plant in 1935, the strength of the sewage had considerably increased, owing to the increase in the population without any practical increase in the water supply. This has considerably affected the plant efficiency. Hence, the question of replacing the existing Activated Sludge Plant machinery (which has practically outlived its useful life) by new machinery capable of treating 4 million gallon sewage per day, as originally designed within the existing structure without any major modification is receiving attention.

164. Out of the six aeration rows five rows operated satisfactorily throughout the year and the work of overhauling the sixth aeration row was undertaken.

165. *Enclosed Forced Draft—Filters.*—The three enclosed forced draft filters worked satisfactorily during the year and turned out effluent of tolerably good quality. By the end of the year, the work of replacing the revolving arms of one of the filters by arms manufactured in the Municipal Workshop was undertaken.

166. The heavy corrosion of the revolving sprinkling arms of the filters still remains a problem to be solved.

167. *Digestion Tanks.*—The work of replacement of the Asbestos Cement sheet covered floating roof of the Digestion Tank No. 1 with a new all steel floating roof, which was entrusted to Messrs. Duncan Stratton and Ltd., was completed on 15th September 1955 and was put into operation on 1st December 1955 after testing the roof and after the completion of sundry works. But owing to functional disturbance of the Digestion Tank, which resulted in high Hydrogen Sulphide generation, the gas evolved could not be utilised till 1st January 1956. As a result, during the year out of the two Digestion Tanks, practically one digestion tank operated by overloading it.

168. The total quantity of sludge gas generated during the year amounted to 42759960 cubic feet showing a decrease of 1359970 cubic feet over that generated during the previous year.

169. Since the installation of the new all steel floating roof on Digestion Tank No. 1, there was appreciable increase in gas generation. The gas losses were high with Asbestos Cement Sheets covered roof, owing to the operation of pressure relief valve, provided on the roof as a safety against damage to the Asbestos Cement Sheets in case of high gas pressure. During February 1952, the average gas generation per million gallons of sewage treated was 10285 cubic feet, whereas after the installation of the all steel floating roof on Digestion Tank No. 1 this figured increased to 14870 cubic feet. The daily average gas generation during the year was 116830 cubic feet, the highest and the lowest figures recorded during the year being 215500 cubic feet and 63200 cubic feet per day. The lowest gas generation recorded was during the monsoon when the down-pour was continuous for about a week. The average daily gas consumption for domestic and industrial purpose in February 1956 was 107955 cubic feet showing an increase of 10048 cubic feet per day over that in February 1955. As a result of considerable gap in the gas consumption of 107955 cubic feet per day and minimum gas generation of 63200 cubic feet per day, for a few days during the monsoons, on six occasions, the gas supply had to be partially closed, without interrupting supply to the Municipal and other Hospitals in Parel and Sewri Areas. It is expected that with the provision of new all steel floating roof on Digestion Tank No. 1 and installation of the proposed 50,000 cubic feet Gas Holder, it would be possible to increase the gas supply by at least another 30,000 cubic feet per day throughout the year. Provision of an additional Digestion Tank at Dadar to assure steady gas supply throughout the year is under consideration.

170. The revenue realised by the sale of gas during the year amounted to Rs. 1,34,668-15-6, giving an increase of Rs. 11,385-1-6 over that realised by sale of gas during the previous year. The revenue by sale of gas during February 1955 was Rs. 10,956, whereas during February 1956, it has risen to Rs. 12,811-15-6.

171. *High Pressure Gas Compressor and Gas Engines.*—Owing to the shortage of gas due to the work of replacement of floating roof of Digestion Tank No. 1, Gas Engines and High Pressure Gas Compressor were not operated, except for the purpose of keeping them in working order.

172. During the year, on one occasion when the Bombay Electric Supply and Transport Undertaking Electric Power Supply had to be close down for 8 hours, the primary treatment units were operated by utilising Electric Power generated by Gas Engines. This working considerably helped us to keep up the gas supply without interruption. Similar experiences confirm the necessity of maintaining an alternate Electric Power Supply for operation of primary units, particularly when heavy commitments of gas supply are undertaken.

173. *Digested Sludge Manure.*—The digested sludge manure was sold to the contractor at Rs. 19-4-0 per 100 cubic feet. The revenue realised by sale of manure during the year amounted to Rs. 5,082-9-0 as against Rs. 8,704-14-0 realised during the previous year. The drop in the revenue is due to the non-operation of Digestion Tank No. 1.

174. *Laboratory.*—The Sewage Works Laboratory at Dadar examined 5500 sewage, sludge and gas samples from Dadar, Dharavi and Khar Sewage Purification Works. The conditions under which the Hydrogen Sulphide evolution in Digestion Tanks increase were studied and the same were traced down to invariable infiltration of sea water into the sewers, increasing the sulphates in the sewage, which ultimately get reduced to Hydrogen Sulphide. In view of this finding, a general survey of sewage analysis from Colaba, Love-Grove, Kurla, Khar was carried out to be able to anticipate conditions and also to determine ways and means to reduce the infiltration of sea water into our sewers.

175. The total expenditure on power, stores, laboratory Establishment etc. for the Purification Plant Sewage pumping station, Digestion Tank and other gas utilisation system amount to Rs. 1,93,190.

176. *Workshop.*—The workshop was ready and the final approval of the Factory Inspector is awaited, so as to put it into commission.

(c) Sewage Purification Works, Dharavi

177. During the year 1955-56, the plant worked satisfactorily. The total quantity of sewage treated during the year was 1288.8 million gallons *i.e.*, an average of 3.6 m. g. p. d. as against an average of 3.13 m. g. p. d. during the last year.

178. *Screen Unit.*—The unit worked satisfactorily for major period of the year except on two or three occasions when the unit had to be kept idle for nearly 5 to 10 days consecutively each time, in order to enable to carry out the repairs or to replace the broken or worn out parts. Breakdown of this unit necessitated diversion of sewage flow to avert the chokes and other complications in the working of the unit due to screening and other solid matters in the sewage. A standby mechanical rake is, therefore, absolutely necessary.

179. *Sewage Pumps*.—Two pumps were dismantled and shaftings, bushes and other worn out parts were replaced. The pumps worked satisfactorily.

180. *Detritus Tank*.—The tank worked satisfactorily. At one time, the sewage flow was diverted and about 10 brass of silt was removed by manual labour as there was heavy accumulation of silt in the pressure duct and the detritus tank.

181. During December 1955 and January 1956, scrapping mechanism was overhauled and the drive wheels were replaced.

182. *Preliminary Settlement Tank*.—The tank worked satisfactorily. The unit was taken out for repairs and maintenance work. The bridge rails were repaired. The pneumatic pumps, scrapper wheels and other understructure were cleaned, painted and reconditioned.

183. *Filters and Final Settlement Tank*.—The unit worked satisfactorily. Both the filters including rotating arms and other structures were cleaned and painted.

184. *Digestion Tank*.—The digestion tank was loaded to the full capacity during the year and machinery worked satisfactorily.

185. *Gas Generation*.—The daily average gas generation at the sewage purification plant at Dharavi during the year was 40000 cubic feet. During the monsoon, there was about 50 per cent. reduction in gas generation due to drainage of storm water from low lying area into the Dharavi Sewage. Hence the extension of gas supply to Sion Area was taken up at a moderate rate to avoid inconvenience during the monsoon.

186. The revenue realised by sale of gas in Sion area during the year amounted to Rs. 16,260-13-0 representing consumption of 11009 cubic feet gas per day, giving an increase of Rs. 9,445-15-0 over that realised by sale during the previous year. The revenue by sale of gas during February 1955 was Rs. 953-2-0 whereas during February 1956, it has risen to Rs. 2,175-14-0.

187. The high Hydrogen Sulphide contents (40 grain/100 cubic feet) with the highest recorded being 700 grn./100 cubic feet in sewage sludge gas at Dharavi, continues to be a problem. It has not been found to be advisable to utilise Iron Oxide Purifiers for the purpose in view of the acidic nature of the gas. Other economical methods for H₂S removal are under consideration.

188. *Digested Sludge Manure*.—Digested sludge manure was sold to the contractor at Rs. 19-4-0 per brass. The revenue realised during the year amounted to Rs. 1,578-8-0.

B.—PUMPING STATIONS

189. The sewage in the City continued to be discharged into the Sea at three places *viz.* Love Grove Outfall, Cleveland Bunder Storm Water Channel and Dharavi (Sion) Creek during the year. It was lifted through 13 pumping stations, 6 of which *viz.*, Dadar, Globe Mill Passage, Matunga, Mahim, Jacob Circle Tulsī Pipe Line Road are major pumping stations and the remaining 7 *viz.*, Dharavi, Sion, Wadala Nos. 1 and 2, Sewri, Tank Bunder and Warden Road are minor pumping stations.

190. All the pumping stations worked satisfactorily throughout the year.

191. Two high capacity pumps were put into operation at Dadar Purification Works.

C.—COMPRESSOR STATIONS AND EJECTORS

(a) Compressor Stations

192. The four electrically driven air compressor stations at Victoria Gardens, Fergusson Road, Colaba and Warden Road worked satisfactorily during the year.

193. The Colaba Air Compressor Station worked satisfactorily. Due to increase in population at Back-bay Reclamation, it is found very difficult for the ejectors to cope up with the increased volume of sewage. Since December 1955, paddling arrangement was again introduced at four ejectors to lower the pressure. 'B' Compressor was thoroughly overhauled and 'V' belts of the basement of the station was concreted too, during the year.

194. The ejector at Globe Mill Passage is kept closed from 8-00 a. m. to 4-00 p. m. since the starting of Globe Mill Passage Pumping Station. At present the Globe Mill Passage Ejector and the Carrol Road Ejector are being supplied with compressed air from Fergusson Road Air Compressor Station. The work of installing a booster compressor at Carrol Road is in progress and after its completion, the Fergusson Road A. C. Station will be finally closed down.

195. The repairs to leaky air mains at Warden Road A. C. Station were carried out satisfactorily and the air pressure was maintained at about 25 lbs. per square inch.

(b) Ejectors

196. The underground ejector installations serving the Southern, Central and Northern areas in the City continued to operate for lifting sewage from low lying areas as in the previous year. These installation work on compressed air supplied by the four air compressor stations as detailed above. As most of the ejector have served their useful lives and as their capacity to cope up with the peak-load flows is diminishing, it is absolutely necessary to replace them by new ones. Wherever possible, the ejectors are being replaced by pumping units and where it is not possible to do so, it is proposed to replace the existing vessels of the ejectors by new ones of larger capacity. The following ejector stations were or will be replaced by the pumping units:—

197. *DeLisle Road and Fergusson Road Ejectors*.—The ejectors were closed down since the new Tulsī Pipe Line Pumping Station started functioning in 1953.

198. *Ejector at Globe Mill Passage.*—Since the Globe Mill Passage Pumping Station started functioning, this ejector was kept closed during the day time.

199. *Ejector at Chitrachpokli.*—This ejector will be closed down when the new pumping station at Chitrachpokli will be started functioning. The scheme has been sanctioned and is awaiting execution, as possession of the land for the proposed pumping station is yet to be secured.

200. *Ejector at Church Street.*—The work of replacing the existing ejector at Church Street by a pumping station could not be started though the sanction of the Corporation was secured, the reason being the high rent for land demanded by B. P. T. authorities.

201. The total expenditure incurred on the maintenance of Compressor and Ejector Stations amounted to Rs. 2,21,946.

D.—FLOOD GATES

202. There are three floodgates and five drop-gates at Love Grove, two floodgates with 8 needle gates at Cleveland Bunder and three wooden needle-gates at Dharavi. The cost of the maintenance of the floodgate during the year amounted to Rs. 12,701.

V.—PRIVATE BUILDING CONSTRUCTION

203. This Branch maintains control over the construction of new buildings and additions or alterations to old buildings by private owners in the City, and is in charge of an Assistant Engineer 1st Grade. It enforces repairs by issuing requisitions in respect of private buildings. It is also responsible for prevention of encroachments within regular lines of the streets, acquisition of setbacks, prescribing or revising regular lines of streets and permitting stallboards, weather frames etc. Rigid control on the construction of private buildings in the City is very essential from the point of view of both safety and public health of the citizens. Similarly, action for compelling owners to repair buildings is also vitally necessary in the interest of the safety of the occupiers. The control on erection of new buildings or on additions and alterations falling within the scope of Sections 337 and 342 of the Bombay Municipal Corporation Act is exercised by making it obligatory on every owner to submit plans for such work and getting the Municipal approval thereto before the work is started. All new constructions carried out without such approval are treated as unauthorized and one of the tasks of this Branch is to get such unauthorized constructions removed with the sanction of the Standing Committee.

204. *Building Proposals.*—The applications received under Section 337 of the Bombay Municipal Corporation Act for erection of new buildings numbered 849 as compared to 916 in the previous year. Applications for additions and alterations under Section 342 numbered 1221 as against 1135 in the preceding year. The total number of building proposals dealt with was thus 2070. As two or more modified proposals are generally received in connection with one and the same building, the actual number of applications received was considerably in excess of this number and this number was 3428 as against 4600 in the preceding year.

205. Appendix E-1 shows that comparative quinquennial figures for the period from 1951-52 to 1955-56 in respect of applications received.

206. *Building construction.*—In connection with the proposals received under Sections 337 and 342 of the Bombay Municipal Corporation Act, 1149 Completion Certificates in respect of buildings completed were received during the year as against 1148 during the previous year and they were disposed of after inspection on site.

207. The total number of new buildings constructed by private enterprise during the year was 284 as against 383 during the previous year, out of which 96 were residential and 188 non-residential. The total number of residential buildings constructed by co-operative societies was 1. There were 5 residential buildings constructed by the employers for their employees as against 11 during the previous year. The number of non-residential buildings is inclusive of minor proposals such as garages, godowns, sheds, sanitary blocks, etc.

208. The number of one room, two room and larger tenements (usually known as blocks) used for residential purpose, constructed during the year was 296, 454 and 811 respectively, as against 155, 360 and 1181 constructed during the previous year.

209. The number of tenements demolished during the year was 1143, comprising of 948 one-room tenements, 65 two-room tenements and 130 larger tenements.

210. Appendix E-2 shows the wardwise distribution of tenements constructed during the year as also the number of tenements demolished during the year.

211. *Enforcement of Building Regulations.*—(a) Action under Section 354—repairs to or removal of unsafe structures :—

There was no change during the year in the general unwillingness of the owners to carry out repairs to their old buildings mainly because they did not find it a profitable proposition to prolong the life of the property at the old standard rents and preferred to pull down the building altogether. Although the Bombay Rent Act was amended with effect from the 1st June 1954 permitting an increase in rents over the standard rents upto an amount not exceeding 5 per cent. per annum of the expenses incurred on account of special or heavy repairs, there were not many property owners who took advantage of this amendment, for carrying out heavy repairs.

212. In all 6,497 notices were issued under Section 354 of the Municipal Act for repairs to or removal of unsafe structures as against 7,265 during the previous year. Out of these, 5,210 were complied with and the remaining 1,287 were pending at the close of the year. Out of 1,879 notices pending at the end of the last year, 1,429 were complied with and 450 notices still remained pending at the close of the year.

213. Prosecutions had to be launched as usual for failure of the house owners to carry out the repairs requisitioned and during the year 2,509 prosecutions were launched, out of which 520 were withdrawn and hearings in the case of 628 had remained postponed by the end of the year. In the case of 65 prosecutions, parties were acquitted and in 404 cases they were warned and discharged. In 892 cases they are convicted and fined; the total amount of fine was Rs. 16,710-5-0.

214. (b) Action under Section 377 (1) Consolidation of passages and open spaces in private compounds,

Action under Section 377 (1) for consolidation of passages and open spaces in private compounds was transferred to this Branch from the last year. During the year under report 99 notices under Section 377 (1) were issued, out of which, 47 were complied with and 52 were pending at the close of the year.

215. (c) Action under other Sections of the Municipal Act:—

Under the several other Sections operated upon by this Branch, in all 12,523 notices were issued during the year. 1,975 prosecutions were launched against the house-owners for non-compliance and the results of the Court proceedings are given in the following table:—

Section.	No. of prosecutions.	No. of cases withdrawn.	No. of cases in which parties were acquitted.	No. of cases in which parties were warned and discharged.	No. of cases postponed.	No. of cases in which parties were convicted.	Amount of Fine.
							Rs. a; p;
Byelaw 45/56 (Sec. 461):	1	5 0 0
231	6	1	3	2	35 0 0
258(a)	23	8	2	4	5	6	130 8 0
259A	1	1	5 0 0
304(1)	19	3	...	3	7	6	96 0 0
308(2)	11	4	2	5	96 0 0
329	7	...	1	1	1	4	41 4 0
337	24	3	1	3	4	13	275 0 0
342	188	48	4	23	49	64	1,123 0 0
347A	107	19	2	7	28	51	509 8 0
347B	8	3	1	...	3	1	15 0 0
349D	1	1	10 6 0
353	18	...	1	...	6	11	132 0 0
353A	253	7	4	17	94	131	3,613 0 0
377A(1)	949	201	3	360	48	337	3,186 5 0
383	9	1	...	2	4	2	4 0 0
507(3)	350	29	5	20	161	135	676 0 0
Total	1975	320	24	445	415	771	9953 7 0

216. *Building Collapses.*—101 buildings or portions thereof collapsed during the year as against 118 during the previous year. In 85 cases there were no casualties; and in the remaining 16 cases the total number of persons injured was 34 and none was killed.

217. *Removal of huts or walls of inflammable materials.*—Action for the summary removal of huts or walls made of inflammable materials under Section 349 of the Bombay Municipal Corporation Act was continued. In all 412 notices were issued as against 419 during the previous year. Out of these, 375 were complied with and the remaining 37 were pending at the close of the year. Out of the 47 cases pending at the close of the last year 43 were complied with during the year and the remaining 4 were still pending.

218. *Removal of unauthorized works.*—During the year, action for removal of unauthorized works had to be taken vigorously to check the growing tendency on the part of law breakers to put up such structures without Municipal permission and in defiance of the provisions of the Bombay Municipal Corporation Act. Most of such unauthorized structures are inadequately lighted and ventilated and are deficient as regards open spaces required under the Building Bye-laws. During the year sanction of the Standing Committee was obtained in 717 cases for the removal of unauthorized works as against 404 during the previous year. In addition, there were 245 cases pending at the close of the last year, out of which 154 were complied with during the year and 91 cases were still pending. The unauthorized works in 277 cases were removed by the parties, in 144 cases the work was removed departmentally, the works in respect of 37 cases were allowed to be retained as the parties regularised the same and 504 cases were pending at the close of the year.

219. Quite a number of the unauthorized structures are so flimsy as can be completed in a matter of few days. Their detection often becomes difficult in the congested parts of the city and complaints received from the public are quite helpful to the executive in detecting the structures. When removal is insisted on a plea is frequently made that the occupiers will be thrown on the streets. But in the interest of enforcing law providing a deterrent to the public from indulging in such construction there is no escape but to enforce the action ruthlessly.

220. *Acquisition of setbacks.*—The amount spent on acquisition of setbacks during the year under report was Rs. 3,81,378-0-6 as against Rs. 4,97,108-6-0 in the previous year. Appendix E-4 shows figures for the five year period from 1951-52 to 1955-56.

221. The area of setback actually added to the roads was 3551.17 square yards.

222. The liability outstanding at the close of the year in respect of setbacks amounted to Rs. 8,88,462-7-6. It includes compensation amounting to Rs. 30,996 agreed to be paid to house owners on the termination of the leases granted to them in respect of the lands acquired from them pending the acquisition of the adjoining setbacks.

223. The main difficulty is pursuing a more vigorous policy for street improvement by acquiring setbacks is the enormous cost involved, as the land on important streets is costly. Available funds are therefore utilized to the best possible advantage and in several cases minor works within the regular line were permitted to be performed on payment of indemnity money.

224. *Projections on streets-stallboards and weather frames.*—Action for removal of unauthorized stallboard projections and showcases was continued through the stallboard removal staff. 113 notices were served under Section 308 (2) of the Bombay Municipal Corporation Act requiring parties to remove unauthorized projections on streets as against 943 during the previous year. All the notices issued during the year were complied with. All of the 148 notices pending at the close of the last year, were also complied with during the year. The number of warning letters served for removal of unauthorized projections was 1491 and number of intimation cards served for recovery of fees was 4747. During the year 449 projections were removed by the parties of their own accord and 1064 were removed departmentally. 532 stallboard projections, 606 weather frame projections and 28 rolling shutters were allowed to be retained on payment of fees. The difference between the figures of the notices served and the projections affected by these notices is due to the fact that the notices served on shopkeepers included all the projections such as weather frame, stallboard, showcase etc. owned by him.

225. The following statement shows the income derived and the expenditure incurred on the establishment of removal or control of temporary projections such as stallboards, weather frames, etc. during the last three years :

Year.	Income			Expenditure			Net income		
	Rs.	a.	p.	Rs.	a.	p.	Rs.	a.	p.
1953-54	4,45,762	12	0	97,272	2	0	3,48,490	10	0
1954-55	5,10,959	13	0	98,781	0	0	4,12,178	13	0
1955-56	6,59,351	4	9	87,017	12	0	5,72,333	8	9

226. The proposal mentioned in the last year's report, *viz.*, asking the parties to pay the fees in advance into the office and obtain licences on lines similar to the working of Licence Department was given effect to during the year. A notice asking the owners of the projections to pay the fees in advance in the first fortnight of April was published in the newspapers. Pamphlets containing the same notice were also distributed among the owners of all authorized projections. It is expected that this will have good effect on the recovery of fees for the year 1956-57. Response received to the notice was very favourable in A ward.

227. *Cement authorization to private house owners.*—The issue of authorization certificates for cement private house owners for urgent and essential repair works to their building as per Municipal notices was continued during the year. In all 4585 applications for cement were received as against 5034 during the previous year and authorizations aggregating to 4485 tons and 6 cwts. were issued after scrutiny of the applications by inspection of works on site.

228. *Complaints from the public.*—The number of complaints received from the public regarding structural defects, ruinous conditions of the buildings, leakage of rain water, unauthorized construction, etc. was 5596 during the year as against 5415 during the previous year. Out of these 5444 were looked into and necessary action in connection therewith was taken. This leaves 152 cases in which action was not complete at the close of the year.

229. *House numbering.*—The house numbering work was continued during this year.

230. The work of fixing number plates in 'D' ward was complete and that of E ward was nearing completion.

R. C. C. and R. S. Codes

231. The structural designs (both R. C. C. and R. S.) submitted by the Structural Engineers for the erection or alterations to the private buildings in the City were scrutinized by the Special Technical Officer, who also inspected the works while in progress so as to keep a check on the standards proposed in the R. C. C. and steel codes.

232. The design of the Head Office building extension was also checked from time to time, as there were variations due to the change in elevation.

GENERAL OBSERVATIONS

Repairs to old buildings.

233. The spate of notices for repairs and launching of prosecutions continued as in the previous year. In some cases where the owners failed to comply with the requisitions in spite of convictions and the tenants approached for authority to carry out repairs under Section 499 of the Bombay Municipal Corporation Act authorities were given to them entitling them to recover the reasonable expenses incurred by them in so doing from the rents that would from time to time become due to the owners. Such cases have however been very few.

234. In some cases departmental action under Section 489 of the Bombay Municipal Corporation Act had to be taken for pulling down unsafe portions of the buildings etc. in the interest of public safety as the owners failed to carry out the municipal requisitions, meeting the cost in the first instance from the provision of Rs. 50,000 sanctioned in the Budget Estimates under Advances-Advance for demolition of unauthorized structures and for removal of unsafe buildings in the City.

235. Out of the 2 cases pertaining to the year 1953-54 in which the bills amounting to Rs. 1,272 were paid from the above grant, one bill for Rs. 872 has been recovered from the Deputy Custodian for Evacuee Property, while in the other case Court action has been resorted to as the owner failed to pay the dues in spite of several reminders. The Court has passed a decree against the party, who has been ordered to pay the municipal bill in instalments.

236. Out of the 4 cases pertaining to the year 1954-55 bills in respect of 2 cases amounting to Rs. 866 have been recovered during the year under report. Necessary action against the remaining 2 owners is being taken.

237. During the year under report, contractor's bills in 11 cases amounting to Rs. 10,463-12-0 were paid from the provision, out of which 3 owners have so far paid their dues amounting to Rs. 2,770. Action is being taken against the remaining 8 owners for recovery of the municipal dues.

238. Out of the provision of Rs. 10,000 under the Municipal Commissioner's Discretionary Contingencies, for meeting the irrecoverable expenditure in connection with the work of demolition of unauthorized structures and removal of unsafe buildings in the City, an expenditure of Rs. 156-11-0 has been booked during the year under report.

Deterioration of old buildings

239. Due to deadlock created by the unwillingness of owners to repair old buildings, the condition of such buildings showed further deterioration during the year. The recent amendment in the Rent Act permitting increase over standard rents upto 5 per cent. of actual costs of major repairs carried out by an owner did not alter the situation to any extent worth the name. Apart from the cost of repairs, another important point to be considered is whether major repairs should be permitted in all old buildings. If all the old buildings are repaired wholesale it may mean perpetuation of old sub-standard houses. It is therefore necessary to carry out a survey of old buildings in the City so as to classify the buildings into three major categories viz. (1) buildings which meet habitation standards and could be allowed to be repaired, (2) buildings which are sub-standard but could be repaired and improved by alterations so as to bring them to a prescribed standard as regards habitation, and (3) buildings which are absolutely sub-standard and are not capable of any improvement at a reasonable expense and should therefore be demolished to the earliest. The question of carrying out such a survey in some of the oldest parts of the City was under consideration at the close of the year.

Necessity of providing alternative accommodation for persons affected by acquisition of setbacks and by pulling down of dilapidated buildings

240. The condition in this respect remained the same as reported last year. In most of the cases the house owners were not in a position to provide alternative accommodation to the tenants that would be dishoused by enforcing setbacks on old buildings. As a result, repairs to the buildings partly falling within the regular lines of the streets have to be allowed in the interests of the tenants and to that effect the progress of road widening has been hampered. The question of providing Transit accommodation for this purpose was under consideration by the end of the year. Such accommodation was also felt necessary for families dishoused by collapse of buildings particularly during the rainy season.

VI.—MECHANICAL BRANCH

241. This Branch looks after—

- (1) Maintenance and repairs of
 - (i) Road Rollers,
 - (ii) Lifts and electric installations in the City.
 - (iii) Other Municipal Machinery and installations.
- (2) Manufacture of Furniture and different types of ferrous and non-ferrous castings.
- (3) Municipal Workshops and Foundry.
- (4) New electrical installations and improvement to the existing installations in Municipal Building.
- (5) Purchase of Machinery for different Departments.

242. This Branch is under the charge of Assistant Engineer Designs (Mechanical). The Sewage Disposal Plants, Pumping Stations, Compressor Stations, ejectors and floodgates which were heretofore looked after by this Branch have been transferred to the Drainage Branch.

A.—REFRIGERATION PLANT AT ARTHUR CRAWFORD MARKET

243. The new Refrigeration Plant at Arthur Crawford Market worked satisfactorily.

B.—MUNICIPAL WORKSHOPS

244. 8256 Jobs were received and 7344 jobs were completed. The total expenditure on the departmental works carried out in the Municipal Workshops amounted to Rs. 5,07,818 as against Rs. 3,76,852 in the previous year. The expenditure on the upkeep and overhead charges of the workshops amounted to Rs. 1,26,250. This gives 26.86 per cent. incurred on labour and stores against 24.04 per cent. for the preceding year.

C.—MUNICIPAL FOUNDRY

245. Most of the work in connection with the installation of the foundry is completed. Both the cupolas and pit furnaces were working regularly. The rates for different types of castings were sanctioned by the Municipal Commissioner for the year 1956-57 as the Foundry was working on Suspense Account basis.

246. Some intricate and special type of castings like complete gear box unit of horizontal log saw machine in carpenter shop, special type of gears for machine and overhead crane of machine shop, penstock for Jacob Circle Pumping Station, pillars of special design for Dadar Purification Works and Vaitarna dam railings were manufactured in foundry this year. The rates compared very favourably with those of outside manufacturers. The quality and soundness of the product was also quite upto the mark. Most of the castings required by the various departments including cast iron manholes, steps, gratings, inspection chamber frames required for departmental works and for supplying to Municipal contractors for the execution of Municipal drainage schemes are now manufactured in the Municipal Foundry.

D.—Design Section

247. The design section of the Municipal Workshops carried out the work of preparing estimates, drawings and drafting specifications for machinery to be purchased, mechanical repairs, and furniture to be purchased and/or to be manufactured for various departments of the Municipality. In addition, this section executed outdoor mechanical jobs for various departments.

248. During the year 1955-56, this section prepared in all 235 detailed estimates, estimated amount thereof being Rs. 2,34,683. During the year under review, it executed 329 outdoor jobs at a total cost of Rs. 73,760.

249. As regards purchase of furniture and machinery, in all 52 sealed tenders and quotations were invited by this section. The total purchase cost was Rs. 2,83,604 out of which furniture purchased was worth Rs. 29,993 machinery purchased worth Rs. 2,47,672 and miscellaneous purchases Rs. 5,939.

250. This section also prepared 70 drawings and sketches for furniture, machinery, spare parts to be purchased and repaired and also 750 blue prints were taken of various drawings.

E.—ELECTRICAL SECTION

251. This section looks after all municipal electrical installations except those under the Hydraulic Engineer and in Ex-Trust Chawls.

252. The type and nature of works handled by this Section is varied and includes works in connection with—

- (1) Minor jobs of repairs and maintenance for lights and fans.
- (2) Rewiring of installations.
- (3) New installations for offices, gardens, Hospitals, etc.
- (4) Electric lifts, air-conditioning, refrigeration, mortuary plants etc.
- (5) Maintenance (electrical) of sewage, pumping, and purification installations for major faults and failures.
- (6) Electric installations of major nature including electrification of Municipal tenements under the E. A. & L. M. and H. S.

253. Some of the important works carried out during the year are as below :—

Municipal Head Office.

(a) The work of air-conditioning the room of His Worship the Mayor and the Corporation Hall was carried out satisfactorily during the year. A 50-ton plant was provided for the Corporation Hall and the machinery was installed in a specially constructed machine-room by the side of the canteen, without affecting the grandeur of the Corporation Hall in any way.

(b) Tenders were invited for installation of an electric lift in place of the existing one by providing completely new equipment. The work could not be started during the year.

(c) Illumination work on account of the Republic Day Celebration on 26th January 1956 was carried out departmentally as before but the illumination was not done on account of the then prevailing situation.

Improvement Trust Building

254. The work of providing an electric passenger lift was in progress.

ELECTRIC CREMATORIUM

255. The Plant worked quite satisfactorily without any serious breakdown to its normal working.

FILTRATION PLANT AT SWIMMING POOL

256. The filtration plant of the Mahatma Gandhi Olympic Swimming Pool worked satisfactorily in course of the year and the quality of water was maintained satisfactorily. The present water is in use for the last one year and 8 months.

Improvement Trust Chawls.

257. The programme of electrification on the basis of independent meter per tenement was pursued further and this year proposals for following chawls were formulated and some of the works were completed and some were in progress.

- Love Lane Chawls at Byculla—800 tenements.
 Chawls at Agripada, Blocks A, B, C—About 1700 tenements.
 Chandanwadi Chawls, Blocks 2, 4, 5, 6—500 tenements.
 3 Chawls at Mazgaon and 16 Chawls at Bellasis Road—1500 tenements.
 Tenements at Labour Camp, Worli—150 tenements.

258. As regards new structure electrification was done at the following places :—

- 144 tenements at Bapty Road.
 96 tenements at Rajwadkar Street Chawl;
 110 tenements at Haystack Road, Mahalaxmi.

259. This department handled in the course of the year approximately 700 departmental jobs for the city and suburbs. Departmental works carried out through departmental labour by utilising materials from the Controller of Stores amounted to approximately Rs. 4,20,000.

260. Besides these, about 75 works were executed for electric installation and purchase of electrical equipment etc. and the value of the work carried out through such tenders was approximately Rs. 6,70,000.

F.—GENERAL

261. The recommendations of Messrs. Ibcons Ltd., with regard to the improvement of the working of the Municipal workshops were being gradually implemented during the year.

VII.—TRANSPORT BRANCH 1955-56 (CITY)

262. This Branch is responsible for the repairs, maintenance and overhaul of refuse and transport vehicles ambulances, hearses etc., directly under its charge, and for carrying out repairs and overhauls of the vehicles of the other different departments numbering in all 531 in the City and 207 in the Suburbs, except those in charge of the Hydraulic Engineer's Department, Vaitarna-cum-Tansa Scheme and Fire Brigade who have their own separate arrangements to look after their vehicles. The Branch is under an Assistant Engineer 1st Grade styled as Transport Superintendent. Shri A. M. Albuquerque appointed as Transport Superintendent for a period of 6 months from 27th December 1954 was continued in the post after selection by the Public Service Commission. He has submitted his recommendations for preventive maintenance, overhauling etc. and proposed additional staff required to carry out these works. His recommendations are being examined.

263. The report of 38 Transport vehicles directly under this Branch for all purposes which was being printed under III—Maintenance of Buildings and Roads, E-Motor Traction is included hereunder. *Vide* F-Motor Traction.

264. During the disturbances in the City in the month of January, one Studebaker Truck was burnt by the hooligan and badly damaged. Damage was also caused to 33 Scammell trailers and 54 tyres and tubes of these vehicles were burnt and rendered useless. The total cost of the damage suffered by this Branch was estimated at about Rs. 27,000.

'A' SUBURBAN TRANSPORT

265. During the year under report the administrative control of the Suburban Transport Office was taken over by the T. S. from the Deputy Executive Health Officer. An additional post of Assistant Engineer III Grade (Suburbs) was created for assistance. Separate report is submitted as regards the Suburban Fleet.

'B' FLEET OF VEHICLES

266. There were 461 vehicles plus 1 Bull-pozer in commission directly under the charge of this Department in the City during the year under review as against 457 plus 1 Bulldozer in the previous year. During the year, 9 new vehicles were purchased for this Branch and 12 for other departments. The Reserve Bank of India purchased one Scammell Trailer for speedy removal and disposal of refuse and rubbish collected at their newly constructed buildings for the occupation of employees near Bombay Central Station and handed over the same to the Corporation during the year under review.

267. 4 Vehicles which were out of commission for some time having served their useful life were auctioned and four Mechanical Horses were scrapped. 12 other vehicles that have served their useful life and are uneconomical to maintain and run, are proposed to be scrapped. A large amount of scrap parts has been collected which is proposed to be auctioned.

268. The proposal to install an electrically-powered air compressor and washing plant at the Mahalaxmi Siding was deferred, the latter on account of there being no sufficient water pressure at this place and no dual purpose could be served by installing the air compressor only. Four more air compressors, one for each garage for inflating tyres are proposed to be purchased as no such facilities exist at present at the garages. Budget provisions have also been made among other things to purchase two Scammell spare engines with power take-off as a standby, a plant for reclamation of used engine oil, valve refacing machine, spark plug cleaner, are welding plant, oxy-acetylene welding equipment and mechanical press, a lorry with the necessary equipment to attend to breakdown of vehicles etc.

269. The conversion of all the Leyland Moving Floors into tipping lorries was completed and all the lorries were put into operation.

C.—AUGMENTING THE FLEET

270. The refuse removal fleet comprised of 23 Leyland tipping lorries, 31 Scammell Mechanical Horses with 189 trailers, 39 Fergusson Tractors and Trailers, 13 Bantam Karriers and 75 Motocarts. Out of the 75 motocarts, 30 were sanctioned to be converted into trailers. The conversion work was carried out by the Mechanical Workshops, and 21 motocarts were converted into trailers and placed on various points in the city in order to eliminate dumping on the streets. The motocarts which have long completed their span of life are fast breaking down and the fleet is reduced to about 25 vehicles. In order to augment the fleet, tenders were invited for the purchase of 12 low-loaders, 15 Pick-ups and 90 trailers and orders have been placed for the purchase of these trailers and the tenders for the low-loaders and pick-ups are being finalised.

D.—GARAGING OF VEHICLES

271. According to the plan of decentralisation of garages, the 39 Fergusson Tractors and Trailers, and the 5 Cesspools were shifted to G/North stables at Sorab Mill Lane from 11th November 1955. The majority of vehicles were thus garaged at 7 different places in the city viz., the Refuse vehicles at Arthur Road, Annesley Road, Palton Road and the new garage at G/N stables, Ambulances, Hearses and the staff cars at Ambulance garage Arthur Road, Meat Vans, Offals and School Buses at Foras Road and the transport vehicles at Worli. As usual at each garage, except the Ambulance garage at Arthur Road, running repairs were carried out to the vehicles which were also attended for renewal of fitness certificate as far as the mechanical side was concerned but body and upholstery work and painting was attended to at the Municipal workshops. Major repairs and overhauling work of engines and other chassis units were generally carried out at the Motor Repairs Shops at Foras Road. Other major works such as body repairs, upholstery, welding works and painting was being got done from the Mechanical Shops.

272. The Scammell trailers numbering 188 purchased in the year 1950-51 in their normal course, their bodies got corroded almost all at a time which posed a problem. However, more than half the number have been renovated and the others are receiving attention.

273. The scheme for the construction of a Central Garage at Worli approved by the Corporation as early as 1949 and which was being deferred from year to year due to financial stringency has been modified and plans are being drawn up for an independent transport workshop at Worli and necessary plans and estimates were being prepared.

E.—DISPOSAL OF REFUSE

274. The total collection of the refuse in the city limits exceeded 2,000 tons per day during the year especially during the peak fruit season. Part of the refuse continued to be disposed of by transporting it in railway wagons from special siding at Mahalaxmi to Deonar. The remainder of about 400 tons was disposed off by dumping on the low-lying lands behind the Jewish Cemetery at Haines Road behind the Race Course and at Dharavi.

275. On account of insufficient number of vehicles and progressive increase in the quantity of refuse, the refuse vehicles garaged at Arthur Road, Annesley Road and G/North stables continued to work double shifts of 8 hours each.

276. Due to the irregular movement of kachra trains and shortage of wagons especially during monsoon, the refuse which was directly to be emptied into the wagons had to be dropped on the platform or at Palton Road, and Prabhadevi yards or at Haines Road dumping ground. On the dumping grounds the refuse was being levelled by the bull-dozer. The question of providing approach roads at Dharavi and also proper unloading facilities was under consideration. On account of the vehicles getting damaged on the dumps especially during the monsoon, approach roads with unloading platform were built on the Haines Road Dumping Ground.

F.—MOTOR TRACTION

277. The total number of motor vehicles (4-5 ton lorries and 1½ to 2 ton trucks) employed for transport of road materials was 31 at the commencement of the year. Of these, 3 old Leyland lorries running on petrol and 1 old Chevrolet truck (1935 model) were practically idle for the whole year, as spare parts required for their repairs were not available, these models being obsolete. The 3 Leyland petrol lorries were thus scrapped and sold by auction in November 1955. The Chevrolet truck was repaired and was being used to attend to breakdowns. For reasons of non-availability of spares, 3 old Leyland diesel lorries also were out of commission for about the whole of the year. Thus, in effect, only 24 vehicles (17 Lorries and 7 trucks) were available for road work during the year.

278. In July 1955, 6 new Studebaker trucks were put in commission to displace bullock carts that were being engaged by contract in Assistant Engineer (Maintenance's) wards. Also, in January 1956, 4 new Leyland Beavers 8 ton vehicles were purchased for use mostly on crushers to haul metal to the Asphalt Plant and the wards.

279. Most of the lorries were utilised for the work of asphaltting roads, supplying crusher metal to wards and hauling debris and earth in the wards. Lorries were also sent from time to time on miscellaneous transport to Controller of Stores for haulage of cement and coal, to Assistant Health Officers for removing unauthorised hutments of squatters, to Superintendent of Gardens for transport of Radio apparatus to Public gardens for programme, to K. E. M. Hospital, Nair Hospital and Acworth Leper Home etc. for transport of their medicine, food and other stores articles donated by outside parties and organizations, to Assistant Engineer (Maintenance) for arrangement of furniture etc. for the receptions to and garden parties in honour of distinguished guests from abroad, to Labour Officer for hauling welfare centre furniture for their periodical programmes and also on removal of road barricades laid during the recent city disturbances. On account of heavy demand from various departments lorries had to be hired from the Bombay State Road Transport Corporation on periodical contract basis upto a maximum requirement of 35 to 40 vehicles per day. In an emergency, whenever there was heavy slaughter, some of the lorries had to be diverted for haulage of meat from the Bandra Slaughter House. During the monsoon, some of these lorries were diverted for haulage of town refuse at the asphalt plant during this period was practically closed down.

280. The mileage done during the year by the Municipal vehicles was 19,3618 miles by 4-5 ton lorries, 45,197 miles by 1½-2 ton trucks and 7,757 miles by 8-ton crusher lorries, the total mileage being 2,46,572 miles

281. The rates charged to various departments during the year were as follows :—

- (1) 10 annas per mile for 4-5 ton lorries. 8 annas per mile for 1½-2 ton trucks.
- (2) A flat rate of Rs. 4-4-0 per brass for transport of metal from Municipal crushers at Worli and Sewri to any part of Greater Bombay.
- (3) A flat rate of Rs. 3-8-0 per brass for hauling rubble to crushers for crushing.
- (4) The rate per mile for the new 8-ton vehicle is being proposed on the basis of data obtained on their running during January and March 1956.

282. The total expenditure incurred during the year on the working of the lorries and the trucks amounted to Rs. 1,97,248 and the charges recovered from the various departments for the work done on this account amounted to Rs. 1,56,303.

VIII.—TOWN PLANNING SCHEMES

283. At the end of the year, the position in respect of this Town Planning Scheme was as under :—

I.—The Town Planning Schemes, Bombay City No. I (Mandvi and Elphinstone Estate)

284. This Scheme has gone through all the stages required under the Town Planning Act, 1915. The final scheme worked out by the Arbitrator as per the decisions of the Tribunal of Arbitration was forwarded to Government on 19th July 1955 for final sanction. No sooner the sanction is received, the work of giving effect to the scheme will be started and will have to be completed within a period of 3 years.

285. At the instance of the Government through the Arbitrator, Town Planning Scheme, Bombay City No. I, the work of printing of 550 copies of the Final Scheme had been entrusted to the 'British India Press' on obtaining Municipal Commissioner's sanction. The printing of scheme plans is being done at Government Photo Zinco Press, Poona, as usual.

286. The area was kept under vigilant control with a view to preventing works in contravention of the provisions of the Town Planning Act. Proposals for new constructions, additions and alterations received from the owners of the buildings in the scheme, were scrutinized and commencement certificates, issued in concurrence with the Arbitrator.

287. During the previous year, 295 commencement certificates under Section 15 of the Bombay Town Planning Act, 1915 were issued. During the year under review 29 more were issued.

II.—Town Planning Scheme, Bombay City No. II (Mahim)

288. Sir Nowroji J. Wadia, *Ex-Judge*, High Court of Judicature, Bombay was appointed as President of the Tribunal of Arbitration, on 28th April 1955, and Shri D. G. Joshi, Retired District Judge and Shri G. A. Kamtekar were appointed as Assessors on 3rd August 1955 for the Draft Town Planning Scheme. Shri V. K. Bakre, Arbitrator for the scheme gave his award and submitted his proposals under Section 32 of the Bombay Town Planning Act to the Tribunal of Arbitration. The proceedings before the Tribunal of Arbitration commenced on 25th August 1955 and completed on 28th September 1955. The Tribunal of Arbitration gave their decisions on 28th September 1955. The final scheme is being drawn by the Arbitrator.

III.—Town Planning Scheme, Bombay City No. III (Mahim)

289. Sir G. J. Desai, Retired Consulting Surveyor to Government of Bombay, Arbitrator for the scheme, completed the Arbitration proceedings during the year under report and his award is expected within about an year.

IV.—Town Planning Scheme, Bombay City No. IV (Mahim)

290. Shri G. J. Desai, Retired Consulting Surveyor to Government of Bombay, Arbitrator for the scheme commenced the Arbitration proceedings which were still in progress by the end of the year.

General

291. The following is a statement of Commencement Certificates under Section 15 of the Bombay Town Planning Act, 1915, and Permits under Section 3 of the City of Bombay (Building works Restriction) Act, 1949, actually issued during the previous years and the year under reference.

	T. P. Scheme No. II	T. P. Scheme No. III	T. P. Scheme No. IV
(1) Permits issued during the year	Nil.	Nil.	Nil.
(2) Total No. of permits issued from the beginning to the end of the year	Nil.	171	203
(3) Commencement Certificates issued during the year	18	56	74
(4) Total No. of Commencement Certificates from the beginning to the end of the year	117	379	491

292. The total expenditure incurred in connection with the Town Planning Scheme, Bombay City No. I and that incurred in connection with the preliminary works of the Town Planning Schemes, Bombay City Nos. II, III, and IV together from the commencement upto the end of the year under report comes to Rs. 5,10,853/12/0 and Rs. 7,10,959 respectively. The expenditure incurred during the year under report comes to Rs. 16,868/15/0 and Rs. 2,00,691 respectively.

IX.—FACTORY SECTION CITY AREA

293. The matter relating to the enactment of Zoning Legislation was pursued with Government which held the view that such legislation was not necessary because of the amendment to the Bombay Town Planning Act 1915.

294. As stated in the last year's report, the work of issuing written permissions under section 390 of the Bombay Municipal Corporation Act was transferred from the Health Department to the newly established Factory Section under the City Engineer with effect from 1st March 1955. This Section prepared 703 new permissions and renewed 182 permissions. Prosecutions had to be launched in some cases where factories were found working without any valid permission. During the year under report, 192 prosecutions were launched, out of which 81 cases were withdrawn, in 71 cases the parties were convicted and fined and 40 cases were pending at the end of the year. The total amount of fine recovered was Rs. 1,891. The number of complaints received from the public regarding nuisance from the factories was 485. They were looked into and necessary action was taken. The factory section also advised the Building Branch on proposals for Factory Buildings and also the Superintendent of Licences on proposals for licensable trades and storages.

295. The Monthly meetings of the Zoning Committee consisting of the Heads of different branches concerned and which started functioning in 1951 for the purpose of co-ordinating the work of all the departments of the Corporation in this connection were continued during the year.

X.—CONSERVANCY

REFUSE COLLECTION, REMOVAL AND DISPOSAL

296. Roads, footpaths and House gullies were swept twice daily. Some of the main roads were attended to more frequently. The House gullies were periodically flushed. Roads were brushed scrapped and washed. Refuse collected was removed in travelling carts or lorries to the places of disposal at least twice daily. Refuse taken to the Mahalaxmi Refuse Sidings was transported to Deonar daily in special refuse trains. Domestic refuse was collected in glazed sanitary bins with proper covers by the owners as required by the rules and was deposited into the travelling carts or lorries or the nearest dust-bin sheds. In all 1802 actions under Section 368 of the Bombay Municipal Corporation Act were taken during the year, of which 318 actions remained pending. There are two refuse collection yards, one at Palton Road and the other at Prabhadevi Road, where refuse was deposited and then removed to the Mahalaxmi Refuse Sidings in refuse lorries. Dry refuse was sent for filling in low lying lands at Hornby Vellard, Haines Road, Matunga Railway Lines and Dharavi.

TRANSPORT

297. The Transport fleet consisted of 25 Moto-Carts, 189 Scammell Trailers, 31 Mechanical Horses, 39 Ferguson Tractor Trailer combinations, 23 Moving Floor lorries, and 13 Bantam Karriers. About 100 bullock carts were still plying for removing refuse in a few parts of the City. As this fleet was not sufficient to cope up with the daily out-put of refuse extra vehicles from the Bombay State Road Transport Corporation had to be requisitioned for the removal of refuse.

298. The Municipal Motor vehicles worked in two shifts from 6-30 A. M. to 2-30 P. M. and 2-00 P. M. to 10-00 P. M. Mechanisation of refuse transport has yet to be pushed further to replace about 100 bullock carts plying for removing refuse in a few parts of the City. On an average 2223 tons of refuse was daily collected and removed. Scammell trailers replaced many dust-bin sheds which were an eye-sore and even objectionable in many parts of the City. 63 Sheds were still to be replaced.

COLLECTION, REMOVAL AND DISPOSAL OF NIGHT SOIL

299. Basket-privies, cess pools and septic tanks were attended to by the Halalkhore Staff. Night-soil from the privies and vacant places was removed regularly. 17 cesspool carts and 4 cesspool lorries were employed to cope up with the work of basket privies and cesspools. Public Sanitary Convenience provided at different suitable places, including laterines, urinals and bathing places were also attended to.

RAT DESTRUCTION WORK

300. Rat Destruction Work was intensified. Rats caught in different wards were sent to the Haffkine Institute for examination.

Dog Licensing, Dog Destruction and Immunization Work

301. With a view to minimizing the number of stray dogs and reducing the incidence of Hydrophobia and Rabies, the work of licensing dogs, destroying of stray dogs and immunization of dogs was carried out.

302. Anti-Rabic treatment was available at the Haffkine Institute, K. E. M. Hospital and other Government Hospitals. 14,038 dog bite cases were treated at the Haffkine Institute and at other Hospitals.

Catching and Impounding Stray Cattle

303. This work was entirely carried out by the Police and animals found tethered on the public streets and footpaths were removed to the Cattle Ponds.

Removal and Disposal of Dead Animals

304. Dead animals from the City were removed to Deonar. The contract for skinning for the year 1955-56 was given out for Rs. 12,820-6-0. 648 big animals and 1,168 small animals were removed to the Mahalaxmi Sidings from which Rs. 4,795 were realised.

Infectious Diseases, Ambulance Service and Service for the removal of Dead Bodies

305. 6 Ambulances were maintained for removing local patients suffering from Infectious Diseases to Arthur Road Hospital free of charge. 3 Hearses and 2 Dead body vans were available for removal of dead bodies to cemeteries or homes on payment of scheduled charges, exceptions being made in few deserving cases and Christian paupers. These services were extended beyond Bombay limits on payment of scheduled charges.

Prevention of Nuisances

306. Actions were taken to eradicate nuisances caused by throwing of refuse in the streets, gullies and public places, fouling of the public roads by urinating and defaecating any by chokes in gully traps

Veterinary Services

307. The Veterinary section of this Branch was in charge of all the municipal bullock stables, two hospitals one for municipal bullocks at Kamathipura and other for Infectious Diseases of animals at Mahalaxmi Sidings. Animals from private owners were also admitted in these hospitals on payment of fixed fees.

308. Private stables were visited for detecting infection of Rinderpest.

309. Milch Cattle arriving in the City were immunized against Rinderpest. The total number of animals immunized was 22,978 (19,758 at Grant Road Railway Station and 3,220 in stables in the City). 56 cases of Rinderpest were detected during the year.

Conservancy and Special Halalkhore Services

310. Services were rendered to circuses, exhibitions, amusement parks, big concerns, industrial establishments etc. on payment of scheduled charges.

Sweepers' Chawls

311. Appreciable progress was made in the policy of housing the conservancy labour staff in the newly-constructed two-room tenements at Colaba, Bapty Road, Haystack Road, Tardeo and amenities such as Welfare Centres, etc. were provided. A block of 32 seats was converted into Water Clozets at Walpakhadi Road Municipal Chawls. 48 rooms were provided with electric lights at Bapty Road Municipal Chawls.

Co-operative Credit Societies for the Labour Staff

312. A statement in this case is given below :—

Serial No.	Name of the Society.	No. of Members	Share Capital subscribed			Amount of loan granted			Amount of loan recovered			Amount of Reserve Fund			Class.			
			Rs.	as.	ps.	Rs.	as.	ps.	Rs.	as.	ps.	Rs.	as.	ps.				
(1)	A Ward Marathi Bigaris C.C. Socy. Ltd. ...	481	1,11,566	11	0	3,62,685	0	0	2,89,953	6	0	21,833	12	9	A.			
(2)	A Ward Gujarati Scavengering and Halalkhore C.C. Society Ltd.	207	60,374	8	0	1,56,150	0	0	1,22,605	12	0	8,099	2	8	B.			
(3)	B Ward Conservancy employees C. C. Society Ltd.	713	1,52,503	0	0	3,80,571	4	0	3,86,327	0	0	25,043	2	0	A.			
(4)	C Ward Gujarati Scavengering and Halalkhore C. C. Society Ltd.	310	81,057	0	0	25,000	0	0	1,50,000	0	0	10,000	0	0	B.			
(5)	C Ward Marathi Bigaris C. C. Society Ltd. ...	455	1,47,521	0	0	2,66,950	0	0	2,73,891	0	0	18,629	7	6	A.			
(6)	D Ward Marathi Bigaris C.C. Society Ltd. ...	440	95,568	15	0	2,35,775	0	0	2,27,624	0	0	16,388	3	10	A.			
(7)	D Ward Scavengering and Halalkhore C.C. Society Ltd.	398	1,24,479	10	0	1,94,110	0	0	1,92,030	0	0	3,622	5	0	B.			
(8)	E East Conservancy Labour Employees C.C. Society Ltd.	475	1,36,940	0	0	3,83,419	0	0	2,83,836	0	0	21,296	9	2	B.			
(9)	E West	Do.	do.	...	332	65,191	0	0	1,71,830	0	0	1,84,084	0	0	10,532	1	0	B.
(10)	F Ward	Do.	do.	...	823	2,29,413	0	0	5,19,293	0	0	4,98,752	0	0	27,986	0	0	A.
(11)	G Ward South	Do.	do.	...	714	1,71,562	2	0	2,97,985	0	0	2,96,222	0	0	21,645	14	3	B.
(12)	G Ward North	Do.	do.	...	505	1,29,842	10	0	5,50,202	4	0	3,31,804	8	0	19,655	13	0	A.

APPENDIX—D-1

Report on the Dadar Sewage Purification Works for the year 1955-56.
(Inclusive of Extension).

1. Sewage Treated	...	5,307.46	Million Gallons.
2. Grit Removed	...	2,07,172	Cu. feet.
3. Screening Removed	...	9,666	Cu. feet.
4. Sludge to Digestion Tank	...	2,11,35,000	Gallons.
5. Dry matter added to Digestion Tank	...	1,34,17,548	Lbs.
6. Volatile matter to Digestion Tank	...	74,45,352	Lbs.
7. Digestion Sludge removed	...	25,65,000	Gallons.
8. Total Gas Generated	...	4,27,59,960	Cu. feet.
9. Gas per gallon of sludge added	...	2.02	Cu. feet.
10. Gas per lb. of dry matter added	...	3.19	Cu. feet.
11. Gas per lb. of volatile matter added	...	5.74	Cu. feet.
12. Gas per 10,00,000 gallons of Sewage treated	...	8,056	Cu. feet.
13. Total Electric Consumption	...	14,87,328	K. W. H.
14. Horse Power required per million gallons of sewage treated	...	11.68	
15. Total Expenditure:—			
			Rs. as. ps.
(a) Electric Power	...	64,080	8 0
(b) Salaries and Wages fixed	...	66,181	8 0
(c) Materials and supplies (Laboratory included)	...	50,127	4 0
(d) Miscellaneous expenses	...	12,800	12 0
			Total ... 1,93,190 0 0
16. Returns:—			
(a) Sales of Gas	Rs. 1,34,668-15-6	including Meter rent.	
(b) Sale of Manure	Rs. 5,082-9-0.		
17. Cost per million gallons of Sewage treated			
18. Analytical Data:—			

	Sewage.	Purified Eff. of activated Sludge Plant.	Sewage Ext.	Purified Eff. of Bombay Filters.
4 Hours Oxygen absorption	9.3	1.41	5.8	1.42
Suspended Solids	48.4	1.2	30.2	1.2
Dissolved Oxygen	...	0.19	...	0.104
B. O. D.	369.6	22.1	279.0	34.4

APPENDIX—D-2

Five years' Summarised data of Dadar Purification Works.

Serial No.	Particulars.	1951-52	1952-53	1953-54	1954-55	1955-56
1	Sewage treated in million gallons	3,952,586	4,073,53	3,746.43	4,162,983	5,307.46
2	Grit removed in cubic feet	1,64,434	1,86,665	1,97,532	1,62,468	2,07,172
3	Screenings removed in cubic feet	9,896	9,947	8,987	7,897	9,666
4	Sludge to Digestion Tank in gallons	1,65,39,384	2,28,77,500	2,96,95,000	3,16,35,500	2,11,35,000
5	Digested Sludge removed in gallons	42,80,000	46,17,000	53,20,000	48,35,000	25,65,000
6	Total Gas generated in cubic feet	3,29,96,800	3,88,45,600	4,51,15,100	4,41,19,930	4,27,59,960
7	Electrical Units consumed in K. W. H.	13,31,092	13,91,341	13,78,148	12,20,265	14,87,328
8	Total cost of maintenance in Rupees	2,09,142 0 0	2,30,780 0 0	2,70,082 0 0	2,05,732 10 0	1,93,190
9	Electrical expenses in Rupees	37,014 0 0	38,518 0 0	47,881 0 0	31,551 7 0	64,080 8 0
10	Gas supplied to the K. E. M. and other Hospitals and Staff Quarters in cubic feet	2,32,94,530	2,68,54,251	3,16,32,647	3,17,61,520	3,36,85,715
11	Income of the gas supplied to Hospitals and Staff Quarters in Rupees	62,689 15 0	78,483 8 0	1,11,242 6 0	1,23,283 14 0	1,34,668 15 6
12	Income from the sale of dried sludge manure	3,079 14 0	3,880 11 5	9,417 0 0	8,704 14 0	5,082 9 0

APPENDIX E-1.

Showing the comparative quinquennial figures for the period from 1951-52 to 1955-56, in respect of applications received.

Year.	Under Section 337.	Under Section 342.	Total No. of buildings dealt with.	Total number of applications.
1951-52	982	1008	1990	4391
1952-53	882	807	1689	5437
1953-54	826	1241	2067	55052
1954-55	916	1135	2051	4600
1955-56	849	1221	2070	3428

Note.—Two or more modified proposals are generally received in connection with one and the same building. This accounts for the difference between the figures in the last two columns.

APPENDIX E-2.

Statement showing the wardwise distribution of tenements constructed during the year as also the number of tenements demolished during the year.

Ward.	No. of one room tenements.	No. of two room tenements.	No. of larger tenements usually known as blocks.	Total.
A	16	50	105	171
B	3	40	30	73
C	15	50	5	70
D	...	28	208	236
E	47	27	10	84
F	37	132	385	554
G	178	127	68	373
Total	296	454	811	1,561
<i>Tenements demolished.</i>				
A	51	2	64	117
B	268	7	26	301
C	266	31	23	320
D	103	4	7	114
E	47	...	9	56
F	89	89
G	124	21	1	146
Total	948	65	130	1,143

ESTATES AND LAND MANAGEMENT DEPARTMENT

Shri V. L. Changurde, B.Sc., B.E., LL.B., was in charge of this department during the year under report.

I.—ACQUISITION OF LANDS

(A) Improvement Trust Section.

1. *Scheme 5, Case No. 374, Temple Property.*—The Special Land Acquisition Officer declared his award and possession of the land was handed over to the Municipality on 2nd May 1956. The reconstituted plot will be leased to former owner of the temple with certain restrictions to ensure orderly development, as per terms of the Agreement.

2. *Scheme 52, Worli Village.*—During the year under report, inquiries regarding payment of compensation in respect of foreshore of the village were taken up and Special Land Acquisition Officer was paid Rs. 88,569 towards the balance amount of compensation payable to villagers in respect of 275 cases. Pursuant to the agreement arrived at between the owners of land in the village and The ex-Improvement Trust, embodied in the preamble to I. C. R. No. 6 of 5th April 1933, the rights of these villagers who returned waras land compensation to Municipality (successors to Improvement Trust), are to be restored on their agreeing to pay annual Fazandari Rent from the date of return of Compensation at the rate of half anna per square yard of Fazandari Holding. Out of 275 cases in about 40 cases villagers returned compensation and remaining cases were expected to be completed by the end of June 1956.

Out of the area that was being used by fishermen for drying their nets, an area of 43,013 square yards was continued to be occupied by Defence Department at a monthly rent of Rs. 752-12-0.

3. *Scheme 77, Housing Fishermen of Mahim Foreshore.*—Government land in C. S. No. 1/1505 and 2/1505 of Mahim Division.—The work of filling in was still in progress.

4. *Scheme 6, Sion Matunga Estate.*—Negotiation for taking over Government land in C. S. No. 38 for the purposes of housing had been opened; and the land will be taken over as soon as an agreement regarding rate of land is arrived at.

B.—MUNICIPAL SECTION

(Within City Limit).

Schemes in which progress was recorded

1. *Acquisition of land bearing C. S. No. 18 and 1/18 of Mahim—Division for the extension of Hindu Cemetery No. 74 at Worli (Case No. LAQ/138).*—The possession of the property was taken over from the Land Acquisition Officer and was handed over to the Executive Health Officer for the extension of Hindu Cemetery. Government Cess was also being redeemed in this case.

2. *Acquisition of certain lands occupied by Milch Cattle—Stables in the City of Bombay for Public Municipal purposes—(Case Nos. LAQ/196 and 130, 1 to 23, 142-A, 142-B, 158 and 160).*—Awards in respect of Cases Nos. LAQ/139/9, 142-A, 130/13, 130/4, 130/19 and 20, were declared by the Special Land Acquisition Officer and total compensation of Rs. 13,58,141 was paid.

LAQ/130/7, C. S. No. 879 of Girgaum Division.—Acquisition proceedings for the whole of the property were completed and the award was awaited.

LAQ/130/10, C. S. No. 326 of Tardeo Division.—Acquisition proceedings in respect of the whole of the property were completed and award was awaited.

3. *Acquisition of C. S. No. 654 of Malabar and Cumbala Hill Division along Tardeo Road for Municipal School Building, office and Housing (Case No. LAQ/140).*—This was denotified. Award for compensation amounting to Rs. 21,331 on account of withdrawal was declared.

4. *Acquisition of lands in C. S. No. 136 (part), 1/136 (part), 2/136, 137, 138 and 139 of Lower Parel Division along Drainage Channel for shifting cemeteries at Haines Road. (Case Nos. LAQ/78/1 to 6).*—The claimants in all cases went in reference to the High Court under Sec. 18 of The Land Acquisition Act. Out of these, 3 cases were disposed off by High Court earlier. The remaining cases came up for hearing during the year under report. The Claimants expressed their desire for settlement of the cases out of court and negotiations therefor were in progress.

5. *Acquisition of land for the extension of B. Y. L. Nair Hospital and Topiwala National Medical College (LAQ/168).*—Vacant possession of the property was obtained and the site was being cleared for construction work. Regarding another site in C. S. No. 1597-(part) admeasuring 620 square yards award by the Special Land Acquisition Officer was awaited. The estimated liability was Rs. 60,000.

Negotiations for acquiring additional land were completed and Corporation's sanction to the acquisition of 51,192 ³/₉ square yards of land in C. S. Nos. 1/1884, 1-A/1884, 2 to 6/1885, 1887 and 1 to 8/1887 of Byculla Division, was being obtained.

6. *Acquisition of C.S. No. 2/521 of Malbar Hill Division for offices, Set Back and a Municipal School.*—In respect of this property acquired in 1954, Suits in ejectment against the tenants were pending before Small Causes Court.

7. *Purchase of Plot Nos. 96-98 (North) and 411-413 (South), Dadar Matunga Scheme 5 and 6, Khoja Orphanage Property.*—Agreement to purchase was completed and a part of the property was taken over. A part-payment of Rs. 56,000 by way of earnest money was paid to the vendors. Remaining portion of the property will be taken over on completion of the sale.

8. *Acquisition of C. S. No. 24 of Dadar Naigaum Division (Case No. LAQ/173 for Housing purposes.*—Acquisition proceedings were completed in this case and the award was awaited.

9. *Acquisition of C. S. No. 3168 of Bhuleshwar Division for a School.*—The land was notified for acquisition and a joint survey with the representative of The Collector of Bombay was carried out.

10. *Acquisition of certain Sites of Parel Sewri Division for Municipal School.*—Corporation sanctioned acquisition of certain sites. Steps were taken to get the Sites notified for acquisition through the State Government.

11. *Purchase of Government land in C. S. No. 414 of Tardeo Division.*—Negotiations with State Government to take over this piece of land for the purposes of Housing were nearing completion.

12. *Land for Sewage Purification Works at Tod Bunder : Colaba.*—Negotiations for taking over Government land at Tod Bunder, Colaba, were concluded, and possession was obtained.

13. *Purchase of Plot No. 44(West), Sandhurst Road Estate.*—This plot with a building of ground and 2 floors was purchased at a price of Rs. 1,90,000 for the purpose of a Municipal Infirmary. The Deed of Surrender was completed and the possession of the property was taken over.

Schemes in which there was no progress.

1. Scheme for widening the 1st Marine Street, Dhobi Talao, (Case No. LAQ/16/(5).
2. Acquisition of land for the construction of 50' road from Bhavani Shankar Road to Tulsi Pipe Road off Sewerage Purification Works at Dadar.
3. Acquisition of land in C.S. No. 31 (part) of Sion Division for a Municipal Pumping Station in connection with the Sewerage System for that area (Case No. LAQ/49).
4. Acquisition of C. S. No. 1/760 and 2/760 of Mazagaon Division for a Municipal Pumping Station for Chinchpokli area (Case No. LAQ/161).
5. Acquisition of a Site in Colaba area for maternity home.

C.—SUBURBAN SECTION

Schemes in which progress was recorded.

1. *Acquisition of Survey Nos. 297(1) and 298(1) of Kurla, opposite junction of Bombay Agra Road and Belgrami Road for a Pumping Station.*—Acquisition proceedings in respect of passage land in Survey No. 297(1) and 298(1) were completed and award was declared by the Additional Special Land Acquisition Officer and possession was obtained by the Municipality.

(2) *Acquisition of land near Chembur Station on Ghatkopar Mahul Road.*—Government had demanded a rate of Rs. 3 per square yard which was agreed to. Possession of 2 acres of land out of total requirements of 7.44 acres, was taken over from Government and correspondence for taking over the entire piece of land was in progress.

3. *Acquisition of land for Sewage Purification Works in Ambivalli Village along Versova Road.*—Acquisition proceedings started before The Additional Special Land Acquisition Officer whose award was awaited. Estimated liability in this case was Rs. 57,700.

4. *Acquisition of lands out of Pestomsagar Scheme, Chembur, near Chembur level crossing for extension of Labour Camp (Case No. LAQ/121).*—The owners in one case proceeded in reference under section 18 of the Land Acquisition Act 1894 to The High Court. The Claimants however, showed their willingness to settle the case out of Court and the terms of settlement were tentatively agreed to.

5. *Acquisition of certain lands at Kurla for the establishment of a Market and Ward Offices (Case No. LAQ/330).*—Acquisition proceedings started before the Additional Special Land Acquisition Officer. The case was closed for award which was awaited. The estimated liability was Rs. 1,20,000.

6. *Acquisition of Plot No. 50 (part), Town Planning Scheme III, Santacruz, for the construction of a School Building.*—Acquisition proceedings were completed and award was declared by the Additional Special Land Acquisition Officer and possession of the plot was taken over by the Municipality.

7. *Acquisition of a site in Versova for construction of Sweeper's Quarters (Case No. LAQ/338).*—Acquisition proceedings were completed and the award was awaited.

8. *Acquisition of a Site in Kurla, Takia Ward, for the construction of a School Building.*—Both the areas admeasuring 1,400 and 2,250 square yards were notified for acquisition, but owners of the lands objected and their objections were under consideration of Municipality and Government.

9. *Acquisition of a Site for a school at Santacruz (West).*—The land admeasuring ,3500 square yards out of area known as Rajabally Tank was sanctioned to be acquired and Government was requested to notify the same. In the meantime the owner of the land Shri Bhanji Deoji approached Municipality with an offer for 4,008 square yards of land adjacent to the site previously sanctioned to be acquired. As the new Site was vacant Corporation agreed to purchase the same at Rs. 10-12-0 per square yard and the Deed of Conveyance therefor was under preparation.

10. *Acquisition of land at Govandi for an approach road to Railway Station.*—A part of the land was sanctioned to be purchased at an agreed price of Rs. 4 per square yard and the Deed of Conveyance was nearing completion, and the remaining part, was notified by Government for acquisition under the urgency clause of the L. A. Act and possession of the same was handed over to Municipality.

11. *Acquisition of land for Dispensary at Bhandup.*—The Deed of Conveyance was completed.

12. *Acquisition of land for Fire Brigade Station at Chembur (Case No. LAQ/347).*—Acquisition proceedings before the Additional Special Land Acquisition Officer were completed and his award was awaited.

13. *Acquisition of land at Trombay for a School.*—An agreement was arrived at with the owner of the land for purchase and sanction of Corporation was being obtained.

Schemes in which there was no Progress.

1. Acquisition of land at Khar for Sewage Purification Works.
2. Acquisition of land for Acqua Privy block at Gundavali, Andheri.
3. Acquisition of land at Kanjur Village for Sweepers' quarters and Refuse depot.
4. Acquisition of land for construction of 40' Road off Ghatkopar Mahul Road near Chembur level crossing.
5. Acquisition of land for development scheme at Vikroli.

D.—MUNICIPAL PROPERTIES UNDER ACQUISITION BY GOVERNMENT

Schemes in which progress was recorded.

1. *Acquisition by different departments of Government of India. (a) Plots Nos. 113 and 114, Scheme No. 6, Sion Matunga Estate (East).*—It was decided by Government to acquire and then re-convey the plots to Corporation who thereafter would lease them to Government.

(b) *Plot No. 108, 108'9A, Scheme 2, Sion Matunga Estate (East).*—The Defence Department agreed to take on lease these plots and the same was under preparation.

(c) *38 plots in Scheme 57, Sewri Wadala Estate, Plot Nos. 223 to 231, 238 to 246 to BRX, 264 to 269 and 275 284 to and 296 to 299.*—As a result of award of Collector of Bombay in favour of the Municipality as the sole and only interested party, matter regarding reconveyance of the plots was under consideration and the advice of Municipal Solicitors Messrs. Crawford Baley & Co. was obtained and Government of India was informed accordingly, Government's decision was awaited.

(d) *Plot No. 104, Scheme 11, West Agripada Estate (LAQ/180)* was notified for acquisition and the proceedings were in progress before The Special Land Acquisition Officer and the Municipal Claim to be filed before him was under preparation.

2. *C. S. No. 6 Sion Division (LAQ/162/A/1).*—A piece of about 8,886 square yards of land was being acquired for the construction of Express Highway. The case was closed for award which was awaited.

3. *Plot Nos. 96, 117, and 118 (part) in Nowroji Hill Estate, Scheme 29, (LAQ/169).*—State Transport Corporation released all the plots which vest in Municipality.

4. *Acquisition of Plots 24 and 25 (West), Scheme 6, Sion Matunga Estate for Post Office. (LAQ/256)*—Government notified these plots for acquisition and inquiry under Section 5-A of L. A. Act was completed. Notification under Section 6 of the L. A. Act was awaited.

5. *Acquisition of Municipal Land by Government of Bombay for Police Accommodation Scheme 57, Sewri-Wadala Estate (North), Plots Nos. 66 to 70.*—(Cases Nos. L. A. Q. 95/1 to 95/6).—A portion of the area was resumed from Government and the matter regarding payment due to Government was in progress.

Schemes in which there was no progress

1. Acquisition of Plot No. 11-B, Scheme 21, Wodehouse Road Estate by Government of Bombay for housing the members of Legislature, Government Servants, etc.

2. Plots Nos. 8, 9 and 10, Scheme 29, Nowroji Hill Estate.

3. Acquisition of land at Mahul for the Oil Refineries.

E.—HOUSING SQUATTERS REMOVED FROM THE CITY

The acquisition proceedings regarding lands at Mankhurd were complete. Regarding lands at Jogeshwari belonging to Shri Jeejeebhoy Byramji, Municipality is holding the same on lease, as the dispute between the owner and the Government regarding title to the land was not decided.

F.—ACQUISITION FOR B. E. S. & T. UNDERTAKING

1. *Acquisition of Plot No. 7, Scheme 57, Sewri Wadala (South) Estate. (LAQ/172).*—Acquisition proceedings were in progress.

2. *Acquisition of lands at Kurla Plot A, for B. E. S. T. Undertaking's Bus Depot. (LAQ/340).*—Land measuring 15,851 square yards was notified for acquisition under urgency clause. The case was closed for award which was awaited.

II.—PROGRESS OF DEVELOPMENT SCHEMES.

Existing Schemes.

Scheme 56, Dharavi Estate.—There was no further development to report, as several alternative schemes were still under consideration.

Scheme 52, Worli Estate.—The Housing Commissioner constructed structures according to the proposed revised layout of the Neighbourhood Unit area. However, the entire project is not completed. Corporation's sanction to the revised layout and amount of premium to be charged would be obtained.

The joint survey of the built up area of the land at the foot of the Worli Hill on which quarters for Industrial workers have been constructed was confirmed by the Housing Commissioner. Corporation's sanction to the layout and to the premium to be charged would be obtained.

III.—SPECIAL ROADS SCHEMES

(1) *Development of Gollanji Hill Estate.*—Layout for the development of the scheme was still under consideration.

(2) *Construction of a road on Tulsi Pipe Line land between Haines Road and Mahim Creek.*—Portion of Tulsi Pipe Line between Dadar and Matunga was already concreted. For the remaining portion, the work was held up for want of cement.

IV.—CHANGES IN LAYOUTS.

Haji Ali Park.—The Society for Rehabilitation of Disabled and Crippled children requested for the additional area of about 2,000 square yards for the extension of the Hospital on plot No. 10, out of the area reserved for the Students' Hostel for the Topiwala National Medical College. Government's sanction for the same was awaited.

There were no changes in layouts in ex-trust Estates.

V.—REVIEW OF THE EX-TRUST AND MUNICIPAL ESTATES

A.—Ex-trust Section

There were no changes in X, Y and Z lands. The changes effected in the other Ex-Trust Estates are shown in Appendix No. I.

Out of the total area of 1,39,36,000 square yards (about 2,879 acres vesting in or acquired by the Ex-Trust as on 31st March 1956 about 37.3 per cent remained to be developed and out of the developed area about 3.5 per cent remained to be leased which included an area of 1,64,680 square yards reserved for municipal purposes *viz.*, Schools, Markets, etc. The average value of the leased plots was Rs. 20 per square yard and that of the plots which remained to be leased was estimated at Rs. 25 per square yard.

B.—MUNICIPAL SECTION

A plot of land admeasuring 2,696 square yards at Shivaji Park Scheme at Mahim was leased on rental basis at an annual rent of Rs. 6,066. The capital value thereof worked out to Rs. 1,21,320 at Rs. 45 per square yard.

The statement below indicates the progress of the disposal of Municipal land during the previous three years. The total area available for disposal as on 1st April 1956 was about 7,652 square yards valued at Rs. 1,14,780 on the basis of Rs. 15 per square yard.

DISPOSAL OF MUNICIPAL LAND

Year.	No. of plots.	Area in sq. yds.	Capital Value. Rs.
1952-53	3	1,132	1,49,790
1953-54	1	39	1,170
1954-55	1	1,286	1,22,170

VI—SLUM CLEARANCE

1. *Scheme for the extension of Kelewadi Lane.*—Award of the Special Land Acquisition Officer in respect of C. S. No. 34 (part) was awaited. The deed of transfer in respect of Government land in C. S. No. 38 was under preparation with the Solicitor to Government.

2. *Scheme 76, Lohar Chawl Gully, Improvements Scheme, Cases Nos. L. A. Q. 113/1 to 113/36, C. S. Nos. 927, 928, 930, 931, 932 (part), 933, 940, 941, 942, 1117, 1124, 1126, 1127, 1129, 1130, 1137, 1138, 1139, 1140, 1141, 1142, 1143, 1146, 1147, 1149, 1150, 1123 (part), 929 (part), 943 (part), 937, 1135 (part), 1125 (part), 1144 (part), 1548 (part), 1156 (part) of Mahim Division.*—It is long since hearing in the cases under acquisition was completed. Awards were delayed with a view to enable the residents to make alternative arrangements. Out of 36 cases, awards were declared in 33 cases. Awards in respect of others were also ready with the Special Land Acquisition Officer but they were not declared, as the residents affected by this scheme represented that on account of acute housing shortage in the City, they may be granted some more time. Efforts are being made to secure accommodation for industrial class of people here in the tenements to be constructed by the Housing Commissioner and for others in the Municipal tenements.

VII—DISHOUSING AND RE-HOUSING

It will be seen from the Appendix No. 15 that the number of tenements provided upto date in the ex-Trust Estates including those erected by the Development Department and several mills exceeds the number of tenements demolished as shown below:—

(a) Tenements provided in Trust Chawls including 3 rooms and 2 rooms tenements and cottages at Matunga	10,286
(b) Tenements constructed under Municipal Housing Scheme	325
(c) Tenements provided in chawls erected by the Spring Mills, Century Mills, Kohinoor Mills, and the David Mills and in chawls erected by the Development Directorate on the Ex-Trust Estates and in the various Police Accommodation Schemes...	18,870
(d) Tenements constructed by the Housing Board in Ex-Trust land	1,216
(e) Tenements provided in Semi-permanent sheds erected by the ex-Trust	4,033
(f) Tenements provided in the lessees buildings	39,839
		Total	74,569
Less—Tenements demolished	38,697
		Excess of new tenements over demolished ones	35,872

VIII—NEW HOUSING SCHEMES

(1) In addition to the tenements already constructed and mentioned in the previous year's report, the following new tenements were under construction during the year under report:—

- (i) 156 Two Storeyed tenements at Haystack Road.
- (ii) Tenements on Plots Nos. 11, 12 and 13 at Palton Road Estate.
- (iii) 244 tenements (Transit Housing Accommodation) on Ex-Milch Cattle Stable Sites, Agripada Estate, Byculla.
- (iv) 210 tenements on Ex-Milch Cattle Stable Sites, Byculla.

(2) New residential accommodation made available in the houses erected by lessees during the year comprised of 431 tenements.

(3) The management of 660 Semi-permanent rooms constructed by the Citizen's Emergency Relief Committee on the municipal and Ex-Trust land for the housing of explosion victims continued to be vested in the Municipality. Negotiations for the purchase of tenements at Shanti Nagar, Wadala and Fergusson Road by paying the demolition value of the structures to the City Emergency Relief Committee were in progress with the Government.

(4) *Housing of Squatters.*—The number of Squatter families residing at Mankhurd and Jogeshwari Colonies was 2,004 and 930 respectively. The recoveries at both the colonies continued to be far from satisfactory owing to acute unemployment among the squatters. Legal action was started in selected cases where the squatter appeared to be of some means.

A suction pump with the storage tank which had been provided at the entrance of the Jogeshwari colony has now been strengthened by increasing its capacity from 10 H. P. to 26 H. P. with this increased power, water supply position in the colony has been further improved.

At Mankhurd also the water supply position is slightly improved by the installation of 40 H. P. pump near Ghatla Village on the main Sion Trombay Road. Though this pump is meant to improve the water supply in the area round about Mankhurd and at Cheetah Camp at Trombay, the colonists also have benefited by the installation of this pump. One of the rooms in the administrative Block in the colony has been let out at a nominal rent of Re. 1 per month to the Bombay Village Industries Board for conducting Charkha Classes for the benefit of the residents in the colony with a view to train them in Cottage Industries and make them earn their living.

The recoveries of rent at both the colonies at Mankhurd and Jogeshwari were Rs. 14,625 and Rs. 9,863 against the demand including arrears of Rs. 3,08,028 and Rs. 97,514 respectively.

Dormitory on Plots No. 9 and 10, Scheme No. 73, Palton Road Estate at Saboo Siddick Road near Carnac Bridge was formally opened by Shri Morarji Desai the Chief Minister of Bombay on 3rd March 1956. It consists of ground and 3 upper floors comprising of 351 bed spaces (77 each on ground and 1st floors, 101 on 2nd floor, and 96 in 48 Cubicals on the 3rd floor). The fees charged are annas 5 per bed or Rs. 2 per week on the ground, 1st and 2nd floors, annas 7 per day in a cubical or Rs. 3 per week on the 3rd floor, or annas 12 for the whole cubical or Rs. 5 per week. Children below 6 years accompanying the adults and not occupying separate bed spaces are allowed free. Children between 6 and 12 years accompanying the adults and not occupying separate bed space are charged half the above rates. There is also a restaurant and a meeting Hall on the ground floor. Government have paid exgratia grant of Rs. 4,00,000 and the same is proposed to be utilised for providing steel cots in the cubicals.

Another dormitory consisting of about 220 bed spaces was under construction at Naigaum.

IX—DISPOSAL OF LANDS

(1) LONG LEASES

The number of plots let during the year was 3. The total area of the land thus disposed of admeasures 554 square yards (about .11 acre) valued at Rs. 4,00,560. The total No. of plots disposed of upto the end of 1955-56 was 4,236 with an area of 59,68,453 square yards (about 1,233 acres) and valued at Rs. 12,37,05,098 yielding an annual rent of Rs. 42,37,202. In respect of plots for which premium or commutation amounts had not been received, the rate at which ground rent was commuted was 22½ year's purchase of plots let before 23rd November 1920 and 18 years' purchase thereafter upto May 1948. From May 1948 the ground rent for the plots was charged at 5 per cent. per annum (instead of 6 per cent. per annum charged since 1920) on the value of land and the amount of commutation was fixed at 21 times, the annual ground rent (*vide* Corporation Resolution No. 157 dated the 6th May 1948).

Where the period of commutation expired the lessees were allowed to commute at the rate of 28 times the annual ground rent reserved (*vide* Corporation Resolution No. 1031 dated the 11th February 1943) but commutation now is being discouraged.

The progress in the disposal of Trust lands on permanent basis during the year is shown in Appendix No. 2.

The details of leases in each Estate are shown in Appendix No. 3.

The area of the land disposed of during the year under report shows a decrease over the figures for the last year.

The amount received by way of commutation of ground rent and premium etc. during the year was Rs. 9,09,622.

The amount received by way of commutation of ground rents and premium since the amalgamation of the Improvement Trust with the Municipality are shown in Appendix No. 12.

A comparative statement showing the number of permanent tenancies with the demand and collection as on 31st March of the past four years is given in Appendix No. 4.

The percentage of 19.79 of arrears could be attributed mostly to the usual tendency on the part of the new Building Tenants to withhold payment of ground rent to the extent of the cash security deposited by them with a view to getting the same adjusted towards ground rent. Moreover several plots were requisitioned by the Defence Department during the war and later by the Government of Bombay and the original leasees of such

plots have kept their ground rents in arrears as they have not been able to recover rents from Government. The main items of arrears can be classified as under :—

	Rs.
(1) Arrears in respect of properties re-entered for which legal action is taken ...	99,896
(2) Ground rents withheld by lessees to the extent of their security deposits ...	1,18,558
(3) Ground rents in respect of plots occupied by Government of Bombay and Defence Department ...	1,14,761
(4) Ground rent in respect of properties vested in the Deputy Custodian of Evacuee Properties ...	59,652
(5) Ground rent in respect of plots against which disputes have been raised and their cases are under consideration ...	35,511
(6) Ground rent in respect of plots surrendered by the lessees and to be adjusted from the compensation to be paid to them ...	8,751
Total ...	4,37,129

If these items are excluded, the arrears amount to Rs. 3.92 lacs which is equal to 11.6 per cent. of the amount collected.

SHORT LEASES.

The Seven leases granted during the year including two cases wherein extension of periods were granted are as shown in Appendix No. 5.

The number of vacant land tenancies on both *Ex-Trust* and Municipal estates was 3,311 at the close of the year. The demand for vacant land tenancies in *ex-trust* estate for the year under report was Rs. 8,09,693 and the recovery was Rs. 5,22,032 inclusive of arrears.

The Collector of Bombay requisitioned large areas of land vacated by the Defence Department in Scheme 6, Sion 52 and 58 Worli, for the Housing Commissioner and the Commissioner of Police. The rent charged for the land for these occupations worked to Rs. 5,88,911 for the period ending 31st March 1956 at the same rate at which The Defence Department was paying. As the rates of compensation were still under consideration of the Collector of Bombay, no payment was received except for occupations in Scheme 6 for which rates were settled.

The official liquidator of the Punjab Frontier Co-operative Housing Society Ltd. handed over the possession of land leased to Society back to the Municipality on 26th April 1955. Possession of land actually required by Government in Rehabilitation Department for the construction of 900 tenements for displaced persons was handed over to the Collector of Bombay on 28th April 1955. The area after joint survey was found to be 42,544 square yards instead of 60,515 square yards. Government of Bombay paid Rs. 5 lacs towards the cost of development of site i.e., for laying roads, sewers, street lighting, water supply, etc., plus premium at the agreed rate of Rs. 5 per square yard.

X—MANAGEMENT OF PROPERTY AND COLLECTION OF REVENUE

A.—Trust Section

(a) *Chawls permanent*.—The gross demand of 10,570 rooms including shops, godowns rooms etc. in the *Ex-Trust* chawls for the year was Rs. 11,93,225 as on 31st March 1956 against Rs. 11,30,423 at the end of the previous year.

The net demand for the year for all the chawls was Rs. 11,67,536 on account of concessions allowed in rent to public bodies, Societies, Police Commissioner, etc. and some Harijan Tenants at Mazagaon chawls. The concessional rent includes the rents of rooms let out to the peons of the different departments in lieu of house rent allowance and rent free quarters allowed to 198 sweepers of this department. The revenue actually collected came to Rs. 11,93,505 which was equivalent to 84.20 per cent. of the total outstanding including the previous arrears of Rs. 2,49,765. The monthly rent charged per room in permanent chawls built by *Ex-Trust* ranges from Rs. 4-15-0 to Rs. 10-13-0 for one room tenements, Rs. 8 for larger rooms (with partition) Rs. 18-8-0 to Rs. 25 for two room tenements and Rs. 30-13-0 to Rs. 36-1-0 for three room tenements. Rent charged for 194 tenements at Sewri is Rs. 25 per mensem.

The collection on account of rents from these chawls during the year amounted to Rs. 11,93,505. Deducting therefrom the charge on account of outgoing amounting to Rs. 9,55,180 the net income comes to Rs. 2,38,325.

The Capital expenditure incurred on the Chawls including the value of the land is Rs. 162.6 lacs. The Corporation have to pay interest and sinking fund charges at the rate of 4.65 per cent. per annum on the capital expenditure prior to 1919-1920 and 6.35 per cent. per annum on the expenditure incurred in subsequent years. This amounts to Rs. 9.43 lacs per annum (*vide* Appendix 14). After deducting the amount of net income from the amount of interest and sinking fund charges, the accounts for the chawls show a loss of about Rs. 7,05,370.

At the present rents, huge losses are being incurred by the Municipality on these chawls. This loss has particularly increased since 1947 owing to increased salaries, dearness allowance, etc. payable to the staff and the increase in the cost of materials. The buildings are also required to be kept in a good state of sanitation and repairs on account of the insistent demands of the tenants. The wear and tear of these chawls has also increased on account of overcrowding and sub-lettings, putting heavy pressure on service mains and causing frequent breakdowns, which need to be attempted to from time to time.

In order to look after the work of the sanitation of the Chawls 158 members or the conservancy staff were appointed and this work was being supervised by the Mukadams and Chawl Superintendents in-charge of each group of chawls.

Sanitary propaganda was carried on by means of instructions and posters as on clean, and healthy living as was done in the previous years.

Scheme of awarding prizes for the maintenance of best sanitation in chawls sanctioned by the Corporation under their resolution No. 533, dated the 9th August 1951 was continued during the year.

Bye-laws for maintaining sanitation etc. at municipal chawls and buildings were enforced and fines aggregating to Rs. 400 were imposed and collected from the tenants for breaches of those rules. First Aid Sets and sick room requisites were maintained at 8 chawls centres, Matunga Labour Camp, Dharavi and Mankhurd Colony.

Electric installations with separate meters in each tenement were provided in Mazgaon, Love Lane, Sydenham Road and Nagpada Chawls during the year. Rupee one per meter per month was being charged to make up the cost of installation of meters and maintenance of electric fixtures, the monthly consumption charges being paid by the tenants to the B. E. S. & T. UNDERTAKING.

(b) *Semi Permanent Sheds.*—The gross demand in respect of 4046 room in the Semi-permanent sheds including the permanent ground floor rooms and shed known as Labour Camps for the year, was Rs. 4,62,285. The net demand after excluding the amount of Rs. 1,019 for vacancies and Rs. 4,534 for concessional rent which was set off against the house rent allowance was Rs. 4,56,733. The revenue actually collected came to Rs. 4,73,847 which was equivalent to 88.03 per cent. of the total recoverable rent including arrears of Rs. 81,565 for the previous years.

General remarks on chawls and Semi-permanent Sheds.—The average population in these chawls during the year 1955-56 was 62,934 as against 62,042 in 1954-55 and 62,008 in 1953-54 respectively, while the corresponding figures for semi-permanent sheds including Labour Camp were 29,938 and 29,088 respectively. The death rate in the Ex-trust chawls during the year was 3.3 per 1,000 against 2.5 and 3.6 in the previous years. These were exclusive of deaths not reported to the Chawl Offices as also of those that might have occurred outside the chawls in Hospitals etc. Members of the inferior staff who were entitled to receive house rent allowance continued to occupy rooms rent-free in lieu thereof. Railway passes were issued at municipal cost to such of the members of the inferior staff as were provided with rent free quarters beyond one mile from their place of work. Pursuant to Standing Committee Resolution No. 80 dated the 15th April 1946, 198 scavengers out of 407 belonging to the Department were allowed rent free occupations and the remaining members were in receipt of house rent allowance.

The percentage of outgoings in respect of the chawls and semi-permanent sheds are shown in Appendix No. 6 on the basis of annual rental of Rs. 11,67,536 for chawls and Rs. 4,56,732 for Semi-permanent sheds the total outgoings came to 79.84 per cent. and 80.57 per cent. respectively.

(c) *Acquired Premises.*—At the commencement of the year, there were 568 acquired on surrendered buildings in charge of this department containing 5,064 tenancies. At the close of the year there were 5,095 tenements in 566 buildings, the difference being due to demolition of 3 structures and acquisition of one structure during the year.

The gross demand of 5,095 tenements in the acquired and re-entered buildings was Rs. 8,69,581. After excluding the amount of Rs. 8,412 for vacancies and Rs. 3,117 for concessions in rent the net demand for the year was Rs. 8,58,452.

The revenue actually collected amounted to Rs. 8,63,350 which was equal to 88.12 per cent. of the total recoverable amount including arrears of Rs. 1,21,350 for the previous years.

Rawli Hill Camp.—The gross demand of 908 hutments at Sion Koliwada, Rawli Camp was Rs. 69,914 and after excluding the amount of Rs. 392 for vacancies and Rs. 12 for concession in rent the net demand was Rs. 69,510. The recovery inclusive of arrears effected amounted to Rs. 67,725.

Summary of revenue.—Details of the total collections of revenue from permanent leases, short leases and monthly tenancies can be seen from Appendix No. 7.

Requisitioned Buildings.—The management and collection of rents in respect of 19 properties having 560 tenancies requisitioned from private landlords for A. R. P. purposes were continued to be looked after by this department. The demand in respect of these tenancies for the year was Rs. 72,929 and the recovery was Rs. 76,778 which was equal to 73.78 per cent. of the total recoverable amount including arrears of Rs. 31,128.

The vacant possession of Agarwal Nagar could not be given to the Trustees of the Nagar according to the consent decree passed by the High Court as the municipal tenants did not shift to the alternate accommodation offered to them.

As regards other requisitioned buildings efforts were being made to hand over the possession to the owners by providing alternative accommodation to the occupants. 27 rooms in Anand Bhuvan and Biradhar Manzil were released to owners during the year.

Tenements constructed for explosion victims.—660 tenements constructed at Arthur Road, Ferguson Road and at Wadala Road for explosion victims were being continued to be managed by this department. The rents collected were being credited to a separate head of account and expenditure incurred for the collection and maintenance including the payment of assessment etc. was being met from the same account. The demand in respect of these properties for the year was Rs. 78,857. A sum of Rs. 77,431 was recovered out of the total dues including the arrears and current demand aggregating to Rs. 83,374.

During the year under review, the demand and recovery of taxes aggregated to Rs. 3,16,137 and Rs. 2,85,361 respectively. The arrears due for collection at the close of the year stood at Rs. 5,30,770.

B—MUNICIPAL SECTION

Temporary leases.

(1) *Hornby Road to Ballard Pier Scheme*.—The total rent recovered from the estate during the year amounted to Rs. 6,229. The previous year's recovery was Rs. 4,644.

(2) *Palton Road Estate*.—The total rent recovered from the estate during the year amounted to Rs. 5,820 as against the amount of Rs. 8,154 recovered during the previous year.

(3) *Revenue from Cultivation Rights*.—The fees collected for the right of cultivation, gathering fruits etc. amounted to Rs. 1,556.

Statement of Collection of Revenue from the old Municipal Properties (Excluding Cultivation) is given in Appendix No. 8.

XI.—LEGAL

During the year 1,410 ejectment suits were filed against the tenants for subletting the rooms as also for arrears of rent, taxes, etc. The corresponding figures for such suits during the previous five years from 1950-51 were, 845, 965, 1,300, 1,516 and 1922 respectively:—

2 Claim suits were filed during the year under report.

An expenditure of Rs. 30,256-8-6 was incurred during the year for filing the suits. A sum of Rs. 25,010-12-3 was recovered towards Court costs. Some of the suits were still proceeding in the court.

No new suit was filed in the High Court during the year under report.

11 new suits including 7 Summary Suits were filed in the City Civil Court. Necessary particulars of the suits filed and pending in the High Court and the City Civil Courts are given in Appendix No. 9.

GENERAL

(1) *Construction of additional floors on buildings on leasehold plots and motor garages, retention of temporary structures etc., in the compulsory open spaces of leasehold plots*.—During the year under review, permissions were granted as detailed in the Appendix No. 10 for the different purposes stated therein.

(2) *Checking encroachments, etc., on compulsory open spaces*.—In about 207 cases, the lessees of plots in ex-trust Estates were found to have made encroachments on compulsory open spaces and had allowed change of user in their properties. In all such cases, actions to remedy such irregularities were in progress and in few cases where they were considered to be technical in nature, they were got regularised by recovery of extra premium or ground rent.

(3) *Plots unbuilt upon*.—At the end of the year about 362 plots possession of which was already given to the parties were lying vacant as they could not start construction work on account of scarcity of building materials and their prohibitive prices. There were also about 438 plots admeasuring 6,31,238 square yards agreed to be leased but possession of which could not be handed over to the Building Tenants either on account of temporary lettings standing thereon or due to want of proper access for drainage arrangements. The annual ground rent of them would amount to Rs. 9,46,631.

(4) Conditions Nos. 1, 2, 5, and 8 of the Rules under which monsoon shelters are permitted in the compulsory open spaces of ex-trust plots were revised by the Corporation by their Resolution No. 982, dated the 25th November 1955.

(5) Under Resolution No. 944, dated the 20th November 1955 Corporation delegated their powers to the Improvements Committee to condone minor breaches of building rules for additional floors and monsoon shelters on municipal plots.

(6) *Reorganisation*.—Further implementation of the recommendations made by Messrs. Ibcons Ltd., on the reorganization of this Department in their Reports Nos. 21 and 22 was continued during the year.

Progress of implementation is indicated in the management control indices furnished in Appendix No. 11. Further progress was awaited.

Both the outdoor and indoor staff worked efficiently well.

V. L. GHANGURDE,
Estate Agent and Land Manager.

APPENDIX No. 1.

Statement showing the total areas of developed and undeveloped lands in the Ex-Trust Estates.

Change in	As at the beginning of 1955-56 sq. yds. in thousands.	As at the end of 1955-56 sq. yds. in thousands.
DEVELOPED LAND		
Area permanently leased	57.72	57.73
Area of Trust chawls Sites	1.90	1.90
Area sold	0.09	0.09
Area reserved for a Municipal market	0.02	0.02
Area yet to be permanently leased	2.15	2.15
Total	61.88	61.89
Rent of permanently leased area (in rupees in thousands) ...	42.33	42.37
UNDEVELOPED LAND		
Area of land	51.97	51.97
Cost of its acquisition (in rupees in thousands)	18,709	18,709

APPENDIX No. 2.

Statement showing the disposal of Ex-Trust lands during the year 1956-56

Particulars.	No. of plots.	Area in sq. yds.	Capital Value.	Annual rent.
Plots leased on—			Rs.	Rs.
I Rental Basis	1	186	1,19,040	5,952
II Premium basis	2	368	2,81,520	1*
Total plots disposed of	3	554	4,00,560	5,953**
Corresponding figures for—				
1954-55	7	4,288	3,49,736	15,592
1953-54	15	11,871	6,69,277	18,234
1952-53	10	14,377	5,77,883	21,696

*Interest on premium at 5 per cent. amounts to Rs. 14,076.

**If the interest on the premium is taken into account the result would show a figure of Rs. 18,347 instead of Rs. 5,953 after deducting the amount of ground rent commuted during the year.

APPENDIX No. 3.

Number of Plots disposed of in the different Ex-Trust Estates during 1955-56.

	No. of Plots.	Area in sq. yds.	Capital Value	Annual Rent	Premium received or receivable.
Sydenham Road	3	554	Rs. 4,00,560	Rs. 5,953	Rs. 2,81,520
Total	3	554	4,00,560	5,953	2,81,520

APPENDIX No. 4.

Comparative Statement of demand, Collection etc. in respect of permanently leased plots.

Particulars.	1953	1954	1955	1956
(1) Number of Tenancies	3,252	3,300	3,313	3,353
(2) Opening balance of arrears in lacs of rupees	5.98	7.06	8.08	7.92
(3) Demand for the year in Lacs of rupees	33.67	34.37	34.38	33.95
(4) Total demand including arrears in lacs of rupees	39.66	41.43	42.46	41.87
(5) Amount collected in lacs of rupees	33.32	33.35	34.42	33.56
(6) Percentage of collection to the demand including arrears	81.49	80.50	81.04	80.16
(7) Percentage of collection to the demand for the year	96.00	97.03	100.09	98.85
(8) Percentage of arrears to amount for collection	18.50	19.51	18.65	19.79

APPENDIX No. 5

Statement of short leases granted during 1955-56 in respect of Municipal and Ex-Trust Plots

Serial No.	Name of the tenant	Locality	Area	Period
1	President, North India Association ...	Scheme 6, Sion ...	sq. yds. 2,000	10 years.
2	Secretary, Matunga Atheletic Club ...	Do. ...	Do.	Do.
3	The President, Bharatiya Vanita Samaj ...	Do. ...	1,090	Do.
4	Secretary, Greater Bombay Prohibition Com- mittee.	Shivaji Play Ground, Nar- dulla Park.	17,180	3 years.
5	G. S. Kanthi, Secretary, Bharat Seva Sangh ...	Shroff wadi, Tulsi Pipe Line Road	280	7 years.
6	Do. ...	Do. ...	26,920	Do.
7	K. S. Thakare, Chairman, Shivaji Putla Sami- ttee.	Shivaji Park	3,496	3 years.

APPENDIX No. 6.

Statement of percentages of outgoings in respect of Chawls and S. P. Sheds

Particulars.	Permanent chawls.		Permanent ground floor rooms and S. P. sheds	
	1954-55	1955-56	1954-55	1955-56
Sanitary staff ...	16.78	16.43	17.3*	16.56
Pumpmen ...	0.18	.20
Cost of Management and Establishment ...	7.5	7.50	7.5	7.50
Municipal Rates and Taxes ...	19.86	19.01	22.65	25.00
Repairs and Maintenance including lighting
Vacancies ...	36.10	36.70	33.66	31.51
	80.42	79.84	81.11	80.57

*Including labour camp.

APPENDIX No. 7.

Summary of Revenue of B Budget properties for 1955-56.

Particulars.	COLLECTION OF REVENUE.		
	Permanent.	Temporary.	Total.
	Rs.	Rs.	Rs.
Demand for the year ...	33,96,385	33,45,294	67,41,679
Arrears ...	7,91,755	16,77,800	24,69,555
Total ...	41,88,140	50,23,094	92,11,234
Amount collected ...	33,55,987	31,18,673	64,74,660
Variations in demand for the previous year carried during the year ...	-3,244	+25,676	+22,432
Amount written off	5,659	5,659
Arrears as on 1st April 1956 ...	8,28,909	19,24,438	27,53,347
Arrears as on 1st April 1955 ...	7,91,755	16,77,800	24,69,555
Arrears as on 1st April 1954 ...	8,08,559	18,02,927	26,11,486

Note:—Figures in appendix No. 7 are subject to reconciliation.

APPENDIX No. 8.

Summary of Revenue of A Budget properties for 1955-56.

Particulars.	REVENUE.		
	Permanent.	Temporary.	Total.
	Rs.	Rs.	Rs.
Amount for collection (demand for the year) ...	1,14,903	6,15,472	7,30,375
Amount of arrears for the year ...	30,539	1,73,080	2,03,619
Total ...	1,45,442	7,88,552	9,33,994
Amount collected ...	87,510	6,41,331	7,28,841
Variation in demand for the previous year carried during the year ...	-60	+16,404	+16,344
Amount written off	320	320
Arrears as on 1st April 1956 ...	57,872	1,63,305	2,21,177
Arrears as on 1st April 1955 ...	30,539	1,73,080	2,03,619
Arrears as on 1st April 1954 ...	24,632	3,00,458	3,25,090

APPENDIX No. 9

Statement of Suits filed in High Court and City Civil Court.

Serial No.	Suit No.	Names of parties.	Nature of Suit.	Situation of property.	Remarks.
HIGH COURT SUITS					
1	H.C. Suit No. 2784 of 1948.	M.C. vs. Abdulla A. Bhoromia.	Suit filed for recovery of possession and arrears of rent and compensation.	Horse stables at Bapty Road.	Decree obtained in this suit was still kept in abeyance as the land was not immediately required for the extension of the Municipal Workshop.
2	H.C. Summary Suit No. 90 of 1955.	M.C. vs. M. A. S. Maherbax and another.	Suit for recovery of possession and arrears of rent, Municipal Taxes, U.I.P. Taxes and mesne profits.	Three plots of land bearing Nos. 13, 14, and 15 in Sch. No. 37 of the Sydenham Road Estate.	Decree was passed ordering the defendant to deliver up vacant possession of the property and to pay the decretal amount. As he failed, steps in execution were proceeding.
3	H.C. Summary Suit No. 91 of 1955.	M.C. vs. Nabi Abdulla Sheth.	Suit for recovery of possession and arrears of rent, taxes and mesne profits.	Piece of land admeasuring 580 sq. yds. in Plot No. 9 at Palton Road.	Decree was passed ordering the defendant to deliver possession of property and to pay the decretal amount. Possession was obtained steps to recover decretal amount are being taken as he failed to pay the same.
CITY CIVIL COURTS SUITS					
Suits where in progress was made during the year.					
1	C.C.C. Suit No. No. 800 of 1950.	M.C. vs. S. A. R. Hooseini.	Suit filed for recovery of possession and arrears of rent and compensation.	Plot No. 1B, Sch. 31 in Naigaum Estate.	The heirs of the defendant were brought on record and further steps in execution were taken and the same were in progress.
2	C.C.C. Suit No. 827 of 1951.	M.C. vs. Mrs. Emily Gonsalves.	Do.	Piece of land on Dr. Annie Besant Road, Hornby Vellard Scheme.	Possession was already obtained. As the party had no assets and was declared insolvent, the outstanding balance due from the party was written off with the approval of Standing Committee.
3	C.C.C. Suit No. 1421 of 1951.	M.C. vs. E. M. Joseph and others.	Suit for recovery of possession, arrears of rent and taxes.	Scheme No. 57, Sewri Wadala Estate.	It was learnt that the 1st defendant owns certain properties within the jurisdiction of the Anjikaival District Court, Ernakulam (T.C. State) and therefore the decree was sent to that Court for execution and a local lawyer was engaged to take out execution proceedings and the same were in progress.
4	C.C.C. Suit No. 2186 of 1951.	M.C. vs. Tyabali Sulmanji.	Do.	Scheme No. 53, Bellasis Road, Estate.	Part possession of the premises was already taken and further proceedings were in progress for recovery of the full possession. As regards the recovery of the decretal amount insolvency notice was taken out against the defendant as a result of which the defendant paid a substantial amount of Rs. 10,000 and was paying a sum of Rs. 500 per month towards the decretal amount.
5	C.C.C. Suit No. 2712 of 1951.	M.C. vs. Lala Meghraj Banwarlal.	Do.	Scheme No. 31, Suparibaug Estate.	As the defendant was declared insolvent and it was learnt from the Official Assignee, High Court, Bombay that it was not possible to recover a pie from the defendant possession of the property was already taken through Sheriff's bailiff. The decretal amount with costs was written off with approval of the Standing committee.
6	C.C.C. Suit No. 569 of 1952.	M.C. vs. M. G. Patel.	Do.	Case No. M/773 at Tulsī Pipe Line.	Time to vacate upto 31-3-1957 was granted.
7	C.C.C. Suit No. 1232 of 1952.	M.C. vs. Shantabai Mahadeo Koli and another (heirs of the deceased Pascal Victor).	Suit for recovery of possession, arrears and mesne profits.	Case No. 1145 Scheme No. 6 Slon Matunga Estate.	A consent decree was obtained where by the heirs were given time to vacate the premises on or before 30-9-1956. They have also been ordered to pay the decretal amount.

Serial No.	Suit No.	Names of parties.	Nature of Suit.	Situation of property.	Remarks.
8	C.C.C. Suit No. 1476 of 1952.	M.C. vs. Madhoram Karamchand.	Suit for recovery of possession, arrears mesne profits.	King Edward Road, Plot No. A.	Possession was already obtained and major portion of the decretal amount was recovered. The defendant having left Bombay for good and his whereabouts being not known, the balance still due would be written off with Standing Committee's approval.
9	C.C.C. Suit No. 1623 of 1952.	M.C. vs. P. T. Kripalani.	For recovery of arrears of rent and taxes.	Piece of land measuring about 135 sq. yds., Worli, Scheme No. 52.	The defendant's application under the displaced person Act was discharged with costs and a decree was passed ordering him to pay the decretal amount.
10	C.C.C. Suit No. 1740 of 1952.	M.C. vs. R.D. Kapadia	For recovery of possession, arrears of rent, mesne profits and U.I.P. Taxes.	Portion of land in Plot No. 228, Scheme No. 60, Naigaum Estate.	As the defendant failed to give possession by the 5th January 1956 according to the decree, execution proceedings were being taken in the matter.
11	C.C.C. Suit No. 1768 of 1952.	M.C. vs. Nagesh Yawalkar.	Do. ...	Two portions of land admeasuring 250 and 200 sq. yds., at Bodyguardline Mahalaxmi Flats.	As the party failed to pay the decretal amount and to give possession on or before 15-8-1955 as per consent decree, execution proceedings were taken in the matter and the same were in progress.
12	C.C.C. Suit No. 2061 of 1952.	M.C. vs. Bai Banubai and another.	Suit for recovery of possession, arrears of rent, mesne profits and taxes.	Portion of land of Plot No. 4A, admeasuring 355 sq. yds. Scheme 60, Naigaum Estate.	As the defendant failed to deliver up vacant possession and to pay decretal amount execution proceedings were taken in the matter and the same were in progress.
13	C.C.C. Suit No. 2158 of 1952.	M.C. vs. D.S. Thakur.	Suit for recovery of possession, arrears of rent and mesne profits.	Portion of land admeasuring 334 $\frac{1}{2}$ sq. yds., in Cases Nos 949 and 950, Scheme No 57, Wadale-Village.	As the defendant failed to deliver up vacant possession as per consent decree execution proceedings were taken in the matter and the same were in progress.
14	C.C.C. Suit No. 2168 of 1952.	M.C. vs. Jankidas Jaggannath.	Suit for recovery of possession, arrears of rent, mesne profits and taxes.	Property known as the Ex-Military structure at Worli Hill in Scheme No. 58.	Consent decree was passed by the City Civil Court whereby the defendant was allowed to continue as a monthly tenant. The defendant paid the entire amount due under the decree.
15	C.C.C. Suit No. 2421 of 1952.	M.C. vs. Gulamhussein Sadruddin and Company.	Do. ...	Portion of land admeasuring 1124 sq. yds. in Plot No. 239 and 240 Scheme No. 60, Naigaum Estate.	Consent decree was passed whereby the defendant were ordered to vacate the premises and to pay the decretal amount on or before 30-9-55. As they failed to do so, execution proceedings were being taken in the matter.
16	C.C.C. Suit No. 2433 of 1952.	M.C. vs. K.S. Bhatti.	Do. ...	Two portions of land admeasuring 310 sq. yds., and 220 sq. yds., on Plot No. 5, Scheme No. 6 of Sion Matunga Estate.	Consent decree was passed whereby the defendant was ordered to vacate the premises on or before 31-7-1956 and to pay the decretal amount. As the defendant failed to pay the decretal amount execution proceedings were taken in the matter.
17	C.C.C. Suit No. 2719 of 1952.	M.C. vs. The Royal Western India Turf Club Ltd.	Do. ...	Piece of land admeasuring 220 sq. yds. with an Arch. No. 24 thereon under the Mahalaxmi overbridge Bombay.	Execution proceedings were taken and as a result the tenants of the property were attorned to the Corporation. The costs of the Suit were recovered.
18	C.C.C. Suit No. 2720 of 1952.	M.C. vs. Noormahomed Piraji.	Do. ...	Property situate at Churnam Kiln Lane consisting of three floors in Case No. 90 Scheme No. 37.	A consent decree was passed against the defendants whereby the defendants were given time upto 31-10-1957 to vacate the premises and was ordered to pay the decretal amount.
19	C.C.C. Suit No. 3369 of 1952.	M.C. vs. Laburam Fakirchand.	Do. ...	Two portions of land in Plot No. 233, Scheme No. 60, Naigaum Estate.	Steps in execution of the decree were taken and possession of a major portion of the property was obtained.
20	C.C.C. Suit No. 1320 of 1953.	M.C. vs. Hirajee Dhakla Patil.	Suit for recovery of possession and arrears of mesne profits.	Two pieces of land admeasuring about 2,500 sq. yds. and 200 sq. yds. respectively at Golanji Hill Estate.	As the defendant failed to give possession as per the decree execution proceedings were taken and the same were in progress.

Serial No.	Suit No.	Names of parties;	Nature of Suit;	Situation of property.	Remarks.
21	C.C.C. Suit No. 1810 of 1953.	M.C. vs. Fatmabibi Wd./of A. G. Kalan and others.	Suit for recovery of possession, municipal taxes, U.I.P. Taxes and mesne profits.	Two plots, admeasuring 10 and 114 sq. yds. respectively in Plot No. 29 Scheme No. 37 of Sydenham Road Estate.	As the defendants failed to deliver up possession as per the decree steps in execution were taken and the same were in progress.
22	C.C.C. Suit No. 1981 of 1953.	M.C. vs. R. M. Kripalani.	Suit for recovery of possession, rent, Municipal Taxes and mesne profits.	Portion of land admeasuring 84 sq. yds. in site No. 3 in Row No. 8B, on the Playground at Sion, Scheme No. 6, Sion Matunga Estate.	The defendant made various payments after the passing of the decree and a small balance was due. As the defendant failed to deliver up possession steps in execution were being taken.
23	C.C.C. Suit No. of 1953.	M.C. vs. C. B. Sabne.	Do.	... Piece of land admeasuring 700 sq. yds. in Case No. 253 Scheme No. 56, Dharavi.	Decree was passed and thereafter negotiations for settlement were going on between the parties, as a result of which the defendant has put the Corporation in possession of the property and the party has also asked the tenants to attorn to the Corporation.
24	C.C.C. Suit No. 2436 of 1953.	M.C. vs. S. M. Abbas.	Suit for recovery of possession, arrears of rent, taxes and mesne profits.	Piece of land admeasuring 1,200 sq. yds., in Case No. 775, Scheme No. 57 of Sewri Cross Road.	As the defendant failed to pay the decretal amount; execution proceedings were taken and the same were in progress.
25	C.C.C. Suit No. 239 of 1954.	M.C. vs. M. S. Patel...	Do.	... Piece of land admeasuring 288 sq. yds., being Plot No. T in Scheme No. 37 situate at the junction of Mahomadalli Road and Chunam Kiln Street.	A notice was issued against the heirs and legal representatives of the deceased defendant to show cause why the decree should not be executed against them. The notice was pending.
26	C.C.C. Suit No. 359 of 1954.	M.C. vs. Bai Dolly P. Deviarwalla.	Suit for recovery of arrears of rent, Municipal taxes, U.I.P. Taxes and compensation.	Piece of land admeasuring 972 sq. yds., in Scheme No. 56, Case No. 203, Dharavi.	As the defendant failed to pay the decretal amount, steps to execute the decree were being taken in the matter.
27	C.C.C. Suit No. 767 of 1954.	M.C. vs. Virambai Wd. of Versai Ratansay and others.	Suit for recovery of possession and arrears of mesne profits.	Piece of land admeasuring 361 sq. yds., in Plot No. 4, of Scheme 60, Naigaum Estate.	A consent decree was passed whereby the defendant was ordered to deliver up possession of the property to the Corporation and to pay the decretal amount. The defendant accordingly delivered up possession and the Corporation in their turn put the prospective lessee into possession of the property for the time being on the same terms and conditions as those of the defendants.
28	C.C.C. Summary Suit No. 2042 of 1954.	M.C. vs. R. R. Borikar.	Do.	... Two chawls bearing Nos. 8 and 9 Mazagaon, Bombay.	The defendant put the Corporation in possession of the property in Suit with effect from 16-5-1955 and the tenants of the property were attorned to the Corporation. As regards arrears it was being ascertained whether the party had any property at his native place which could be attached.
29	C.C.C. Suit No. 2063 of 1954.	M.C. vs. B. D. Koli...	Suit for recovery of possession and arrears of rent, taxes and mesne profits.	Piece of land admeasuring 444.4 sq. yds., in C.S. No. 1/1505 of Mahim Division to the East of Mahim Causeway.	As the party failed to deliver up possession steps to execute the decree were being taken and the same were in progress.
30	C.C.C. Suit No. 2328 of 1954.	M.C. vs. Jamnabai Wd. of L. R. Motwani and others.	Do.	... Piece of land admeasuring 2810 sq. yds. in Scheme No. 52, Worli.	A consent decree was passed whereby the defendants were ordered to deliver up possession of the property and to pay the decretal amount out of the Estate of the deceased. The defendant delivered up possession of the property. Negotiations with the sub-tenants with the view to recognise them as tenants of the Corporation were under consideration.
31	C.C.C. Suit No. 2378 of 1954.	M.C. vs. Noorbibi Wd. of Gulam Nabi Gulam Hussein and others.	Suit for recovery of possession and arrears of mesne profits.	Piece of land admeasuring 22 sq. yds. in Plot No. N, Case No. 285 in Plot No. 86, Scheme No. 37, Mohomadalli Road.	A consent decree was passed whereby the defendants were ordered to deliver up possession of the property to the Corporation on or before 31-12-1957 and to pay the decretal amount.

Serial No.	Suit No.	Names of parties.	Nature of Suit.	Situation of property.	Remarks.
32	C.C.C. Suit No. 2481 of 1954.	M.C. vs. Sherbanoobai Wd. of Jaffer Devji.	Suit for recovery of possession and arrears of rent, taxes and mesne profits.	Piece of land measuring 644 sq. yds. in Case No. 9F, Scheme 60.	A consent decree was passed whereby the defendant was ordered to pay the decretal amount by monthly instalments of Rs. 175 each and to pay the monthly mesne profits as and when they become due.
33	C.C.C. Suit No. 580 of 1955.	M.C. vs. V. D. Gadre.	Suit for recovery of possession, arrears of U.I.P. Taxes and mesne profits.	Piece of land in the garden area measuring 270 sq. yds. Scheme No. 57, Sewri Wadala Estate.	The defendant applied for further extension of time and the same was granted till the end of monsoon.
34	C.C.C. Suit No. 582 of 1955.	M.C. vs. Bhadrasen Lala Bhagatram.	Suit for recovery of possession, arrears of rent, taxes and mesne profits.	Two pieces of land measuring 160 and 70 sq. yds. Scheme 60 Naigaum Estate.	A decree was passed against the defendant whereby he was ordered to deliver up vacant and peaceful possession of the property to the Corporation and to pay the decretal amount. As the structure was vacant and as the whereabouts of the defendant were not known possession was taken.
35	C.C.C. Suit No. 834 of 1955.	M.C. vs. M. P. Barretto and others.	Do.	Piece of land measuring 206.11 sq. yds., in Case No. 885 Scheme No. 57, Wadala Village.	A consent decree was passed whereby the defendants were given time to vacate on or before 31-12-1956 and to pay decretal amount.
36	C.C.C. Suit No. 848 of 1955.	M.C. vs. J. A. Fonseca and others.	Suit for recovery of possession and arrears of mesne profits.	Piece of land measuring 90 sq. yds. in Case No. 837 Scheme No. 57 at Sewree Wadala Estate, Bombay.	Do.
37	C.C.C. Suit No. 922 of 1955.	M.C. vs. Devichand Bheraj.	Suit for recovery of possession and arrears of rent Municipal taxes, U I. P. taxes and mesne profits.	Piece of land measuring 50 sq. yds. on sira No. 32, at drainage filled in channel land off Fergusson Road, Worli.	As the party paid up the entire claim of the Corporation the suit was allowed to be dismissed.
38	C.C.C. Suit No. 954 of 1955.	M.C. vs. Amirchand Bheraj.	Do.	... Piece of land measuring 50 sq. yds. on Site No. 31 etc., as above.	Do.
39	C.C.C. Suit No. 956 of 1955.	M.C. vs. J. L. Nariani.	Suit for recovery of possession and arrears of mesne profits.	Piece of land measuring 83 sq. yds., of Row No. 7B, Site No. 4, Sion Playground, Sion Matunga Estate (West) Scheme 6.	As the party paid up the entire claim of the Corporation the suit was allowed to be dismissed.
40	C.C.C. Suit No. 448 of 1956.	M.C. vs. M. V. Rajan.	Suit for recovery of possession and arrears of rent and mesne profits.	Piece of land measuring 15ft. x 20ft. in Block C-9 Site No. 117 Jogeshwari Squatters' Colony at Jogeshwari.	A decree was passed against the defendant whereby he was ordered to deliver up vacant and peaceful possession of the property to the Corporation and to pay the decretal amount.
41	C.C.C. Suit No. 449 of 1956.	M.C. vs. Messrs. Garlic & Co., Ltd.	Suit for recovery of possession and arrears of U.I.P. Taxes and mesne profits.	Piece of land measuring 2,000 sq. yds. bearing Plot No. 74 (part) in Scheme No. 32, East Agripada Estate.	A consent decree was passed whereby the defendants were given time to vacate on or before the 31-12-1956 and to pay the decretal amount.

CITY CIVIL COURT SUITS WHEREIN NO PROGRESS WAS MADE DURING THE YEAR

1	C.C.C. Suit No. 106 of 1949.	M. C. vs. Alimahomed V. Charolia.	Suit filed for recovery of possession and arrears of rent and compensation.	Bullock and buffalo stables at Bapty Road.
2	C.C.C. Suit No. 794 of 1950.	M. C. vs. Mahomed Umar.	Do.	Plot No. 1-A, Scheme No. 31, in Naigaum Estate.
3	C.C.C. Suit No. 795 of 1950.	M. C. vs. Jainabai.	Suit filed for recovery of possession and arrears of rent and compensation.	Plot No. 1-C, Scheme No. 31, in Naigaum Estate.
4	C.C.C. Suit No. 1358 of 1950.	M. C. vs. The New Citizen Bank of India Ltd.	Suit filed for recovery of possession of the plot free from structures and compensation due in respect thereof.	Plot No. 2 (East) of the Sion Matunga Estate.
5	C.C.C. Suit No. 2155 of 1951.	M. C. vs. Shantaram Ramchandra.	Suit for recovery of possession, arrears of rent and taxes.	Dharavi Cases Nos. 191 and 191-A Scheme No. 56.

Serial No.	Suit No.	Names of the Parties.	Nature of Suit	Situation of Property.	REMARKS
6	C.C.C. Suit No. 315 of 1952.	M. C. vs. Mahomed Hashim.	Suit for recovery of possession and compensation for use and occupation.	Narielwadi Victoria Road Overbridge.	
7	C.C.C. Suit No. 568 of 1952.	M.C. vs. R.M. Kewalramani.	Suit for recovery of possession, arrears of rent and taxes.	Plot No. 205, Scheme No. 57 (North) Sewri Wadala Estate.	
8	C.C.C. Suit No. 598 of 1952.	M.C. vs. R.G. Pandya.	Do.	Plot Nos. 171 and 172 Scheme 60, Naigaum Estate.	
9	C.C.C. Suit No. 884 of 1952.	M. C. vs. Parsram Parumal & Another.	Do.	Plot No. 205, Scheme No. 57, Sewri Wadala Estate (North).	
10	C.C.C. Suit No. 490 of 1954.	M. C. vs. S. R. Lalwani.	Suit for recovery of possession and arrears of rent and mesne profits.	Piece of land admeasuring 1,385 square yards at Arthur Road opposite Shanti Nagar.	
11	C.C.C. Suit No. 2041 of 1954.	M. C. vs. Rita Wd. of L. J. Fernandes.	Suit for recovery of possession and arrears of rent, Municipal taxes and U. I. P. Taxes and Mesne profits.	Piece of land admeasuring 75 square yards in Case No. 960-A, Scheme No. 57, Sewree Wadala Estate.	
12	C.C.C. Suit No. 2061 of 1954.	M. C. vs. B. B. Sarang	Suit for recovery of possession, arrears of rent, taxes and mesne profits.	Piece of land admeasuring 133 square yards Case No. 84, Scheme No. 60, Naigaum Estate.	
13	C.C.C. Suit No. 2062 of 1954.	M. C. vs. D. A. Khariwalla.	Do.	Piece of land admeasuring about 125 square yards in Case No. 908, Scheme No. 57, Sewri Wadala Estate.	
14	C.C.C. Suit No. 2326 of 1954.	M. C. vs. D. G. Belani.	Suit for recovery of vacant possession & arrears of mesne profits.	Piece of land admeasuring 1496 square yards and plots No. 53 of the Mahim Estate situate at Lady Jamshedji Road.	
CITY CIVIL COURT SUITS NEWLY FILED AND PENDING.					
1	C.C.C. Suit No. 468 of 1954.	M. C. vs. M. P. Dumasia.	Suit for recovery of possession and mesne profits and A. G. T. Bill No. 21 of 1953.	Piece of land admeasuring about 676 square yards being Plot No. 48-K in Scheme No. 31, Naigaum Estate.	
2	C.C.C. Suit No. 495 of 1954.	M. C. vs. Lilavatibai Wd. of Gulabchand Amichand and Others.	Suit for recovery of possession & arrears of mesne profits.	Two pieces of set back land admeasuring 20 square yards and 4 square yards respectively in front of premises at 192 Sheikh Memon Street.	
3	C.C.C. Suit No. 768 of 1954.	M. C. vs. Abdul Aziz & Another.	Suit for recovery of possession & arrears of rent, Municipal Taxes and U. I. P. Taxes and mesne profits.	Piece of land admeasuring about 100 square yards being Plot No. 52 of East Agripada North Estate.	
4	C.C.C. Suit No. 360 of 1955.	M. C. vs. Adamji Jivaji.	Suit for recovery of possession & arrears of mesne profits.	Two pieces of land admeasuring 177 square yards and 62 square yards on Plot No. 172 (part) Scheme 60, Naigaum Estate.	
5	C.C.C. Suit No. 955 of 1955.	M. C. vs. V. L. Vaity.	Suit for recovery of possession & arrears of rent and mesne profits.	Piece of land admeasuring 255.5 square yards bearing C. S. No. 1/1505 of Mahim Division.	
6	C.C.C. Suit No. 1109 of 1955.	M. C. vs. Kazi Ahmed Gafoor.	Suit for recovery of possession & arrears of Municipal taxes and mesne profits.	Two pieces of land admeasuring 702 and 74 sq. yds. on Plot No. 1-A, Mahalaxmi flats at Fergusson Road.	
7	C.C.C. Suit No. 3154 of 1955.	M. C. vs. Messrs. Shival & Co.	Suit for recovery of possession & arrears of mesne profits.	Piece of land admeasuring 2425 sq yds. on Plot No. 89 and 90 (Part) in Scheme No. 60, Naigaum Estate.	

Serial No.	Suit No.	Name of the Parties.	Nature of Suit	Situation of Property.	REMARKS.
8	C.C.C. Summary Suit No. 3069 of 1955.	M. C. vs. Braj Kumar Baboolaljee.	Suit for recovery of possession & arrears of rent, taxes and mesne profits.	Piece of land admeasuring 755 square yards in the 40' passage between Plot Nos. 148 and 147-149 in Scheme No. 52, Worli.	
9	C. C. C. Summary Suit No. 2753 of 1955.	M. C. vs. Harbanakaur Tejasingh.	Suit for recovery of possession & arrears of taxes and mesne profits.	Piece of land admeasuring 298 sq. yds. on Plot No. 238, Scheme No. 60, Naigaum Estate.	
10	C. C. C. Summary Suit No. 778 of 1956.	M. C. vs. Ghanshahidas Khemchand.	Suit for recovery of possession & arrears of rent, taxes and mesne profits.	Piece of land admeasuring 50 square yards on Site No. 42 on Drainage Filled in Channelland off Fergusson Road.	
11	C. C. C. Summary Suit No. 3007 of 1955.	M. C. vs. Sheth Khaldas Varadmal.	Suit for recovery of possession & arrears of mesne profits.	Piece of land admeasuring 2,474 sq. yds. on Plots Nos. 706 and 707 Dadar Matunga Estate.	
12	C. C. C. Summary Suit No. 3008 of 1955.	M. C. vs. Mohanlal Jatashankar.	Do.	Piece of land admeasuring 879 sq. yds. Plot No. 5, Scheme No. 60, Naigaum Estate.	
13	C. C. C. Summary Suit No. 779 of 1956.	M. C. vs. M. U. S. Haji Badlo Rangari	Suit for recovery of possession, arrears of rents, taxes and mesne profits.	Piece of land admeasuring 900 sq. yds. in Scheme No. 32 at Souther Street, East Agripada Estate.	
14	C. C. C. Summary Suit No. of 1955.	M. C. vs. Ligaria Serrao.	Suit for recovery of possession & arrears of taxes and mesne profits.	Two pieces of land admeasuring 100 sq. yds. each behind the church at Cleve Land Road, Scheme 52.	

APPENDIX No. 10.

Statement of Permissions granted in respect of leased plots for 1955-56.

Description.	No. of plots	Premium	Ground rent.
Motor garage	33	Rs. 36,752	Rs. 947
Additional floors	96	1,65,463	3,521
Change of user	23	13,321	1,440
Retention of lofts, etc.	8	5,283	...
Miscellaneous such as basement floors, retention of temporary structures, etc.	67	46,187	937

APPENDIX No. 11.

Progress of Implementation of Messrs. Ibcn's Reports No. 21 and 22.

Period.	Actual Staff.	Standard Staff.	Index
Reference	799	562	70.3
March 1953	782	562	71.8
March 1954	712	562	78.9
March 1955	705	562	80.0
March 1956	668	563	84.0

APPENDIX No. 12 Capital Account. Figures in Lakhs.

Particulars	1952-53		1953-54		1954-55		1955-56	
	In the year.	To end of the year.	In the year.	To end of the year.	In the year.	To end of the year.	In the year.	To end of the year.
RECIPT.								
Loan	...	1,736.90	...	1,736.90	...	1,736.90	...	1,736.90
Discount or Premium	...	-14.20	...	-14.20	...	-14.20	...	-14.20
Sale Proceeds	12.28	652.64	14.37	667.01	14.84	681.85	7.39	689.24
Appropriation from General Account	-5.89	-209.55	-1.10	-209.65	+ 3.61	-206.04	-4.62	-210.66
Special contribution from Government...	...	54.00	...	54.00	...	59.00	...	59.00
Release of Debentures lodged with Govt.	...	42.60	...	42.60	...	42.60	...	42.60
Extraordinary receipts	...	25.10	...	25.10	...	25.10	...	25.10
Miscellaneous
Total	-6.39	2,287.49	-14.27	2,301.76	-23.45	2,325.21	2.77	2,327.98
EXPENDITURE								
<i>I.—On Govt. and Municipal Property</i>								
Schedule 'W'	...	13.50	...	13.50	...	13.50	...	13.50
Do. 'X'	...	16.20	...	16.20	...	16.20	...	16.20
Do. 'Y'	...	4.70	...	4.70	...	4.70	...	4.70
Police Accommodation Schemes	...	91.60	...	91.60	...	91.60	...	91.60
Total	...	126.00	...	126.00	...	126.00	...	126.00
<i>II.—On the Trust own acquired lands—</i>								
Cost of Management and Estab.	2.28	202.58	2.98	205.56	2.47	203.03	2.49	210.52
Acquisition of land	.17	980.41	.99	981.40	1.27	982.67	2.74	985.41
Chawls	6.85	162.42	10.67	173.09	4.31	177.40	14.29	191.69
Roads	9.20	480.95	8.71	489.66	12.31	501.97	10.56	512.53
Other works	3.33	45.00	6.04	51.04	3.44	54.48	1.79	56.27
Mill companies chawls	...	7.70	...	7.70	...	7.70	...	7.70
Total	21.83	1,879.06	29.39	1,908.45	23.80	1,932.25	31.87	1,964.12
<i>III.—Miscellaneous—</i>								
Office Buildings	...	4.50	...	4.50	...	4.50	...	4.50
Other items	...	12.30	...	12.30	...	12.30	...	12.30
Total	...	16.80	...	16.80	...	16.80	...	16.80
<i>IV.—Disposal of Profits</i>								
<i>V.—Debentures lodged with Govt.</i>								
<i>VI.—Repayment of Loan</i>								
Total	21.83	2,162.91	29.39	2,192.30	23.80	2,216.10	31.87	2,247.97
Balance	15.44	124.58	15.12	109.46	.35	109.11	29.10	80.01

APPENDIX No. 13

Analysis of General Account

(Figures in columns 2 to 12 shown in lakhs.)

Year.	RECEIPTS						EXPENDITURE					Balance appropriated Capital account.	REMARKS.
	Rents.	Municipal contribution.	Share of tobacco duty.	Interest on investment.	Miscellaneous.	Total.	Maintenance.	Municipal rates and taxes.	Interest and sinking fund.	Miscellaneous.	Total.		
(1)	(2)	(3)	(3A)	(4)	(5)	(6)	(7)	(8)	(9)	(10)	(11)	(12)	(13)
	Rs.	Rs.	Rs.	Rs.	Rs.	Rs.	Rs.	Rs.	Rs.	Rs.	Rs.	Rs.	
1898-1899	1.9	1.9	1.1	0.1	1.8	
1899-1900	0.7	0.8	...	1.5	0.2	0.2	0.4	1.1	Rent received in 1898-99 was mainly rent under Schedule 'Z'
1900-1901	0.9	4.8	...	1.6	...	7.3	0.3	0.2	2.2	...	2.7	4.6	
1901-1902	1.2	4.8	...	1.5	...	7.5	0.4	0.2	2.5	...	3.1	4.4	
1902-1903	1.4	5.0	...	3.5	...	9.9	0.4	0.2	4.1	...	4.7	5.2	
1903-1904	2.6	3.5	...	2.3	...	8.4	0.4	0.4	5.7	0.1	6.6	1.8	
1904-1905	5.8	2.0	...	2.7	...	10.5	0.7	0.9	8.1	0.1	9.8	0.7	
1905-1906	9.7	2.5	...	1.9	...	14.1	1.4	1.3	10.1	0.1	12.9	1.2	
1906-1907	8.5	3.0	...	2.1	0.1	13.7	1.9	1.1	11.2	0.1	14.3	-0.6	
1907-1908	8.1	3.6	...	2.4	0.1	14.2	2.2	1.0	12.1	0.1	15.4	-1.2	
1908-1909	9.4	4.5	...	1.2	0.1	15.2	2.5	0.8	13.0	0.1	16.4	-1.2	
1909-1910	11.4	7.8	...	1.5	0.2	20.9	*3.3	1.0	16.0	0.1	20.4	0.5	* Includes interest paid to Government and the Municipality under Section 68 (1) of the old Act as shown below :—
1910-1911	14.4	8.9	...	1.5	0.1	24.9	*3.1	1.0	19.1	0.1	23.3	1.6	
1911-1912	16.6	8.6	...	2.2	0.1	27.5	*3.0	1.3	20.2	0.1	24.6	2.9	
1912-1913	18.0	9.2	...	2.0	...	29.2	*2.7	1.0	20.5	0.1	24.3	4.9	
1913-1914	20.9	9.3	...	2.5	...	32.7	*2.4	1.2	21.4	0.3	25.3	7.4	
1914-1915	23.0	9.8	...	1.5	0.1	34.4	2.7	1.5	22.4	0.3	26.9	7.5	
1915-1916	24.8	10.2	...	1.5	...	36.5	2.9	1.6	23.8	0.3	28.6	7.9	
1916-1917	27.2	11.0	...	2.5	0.1	40.8	3.1	1.7	25.8	0.2	30.8	10.0	
1917-1918	29.8	11.0	...	2.9	0.1	43.8	3.6	1.7	25.6	0.2	31.1	12.7	
1918-1919	33.2	11.5	...	2.0	0.1	46.8	3.6	2.0	25.2	0.2	31.0	15.8	
1919-1920	35.7	15.2	...	1.7	0.2	52.8	3.7	2.2	24.1	0.6	30.6	22.2	
1920-1921	37.5	15.7	...	5.4	0.5	59.1	4.0	2.4	29.4	1.0	36.8	22.3	
1921-1922	43.4	15.8	...	5.4	0.4	65.0	6.4	2.9	52.6	0.6	62.5	2.5	
1922-1923	45.0	17.9	...	4.9	0.1	67.9	7.9	3.5	64.1	-0.5	75.0	-7.1	
1923-1924	44.2	19.1	...	7.6	0.2	71.1	9.6	3.2	74.2	0.6	87.6	-16.5	
1924-1925	50.5	20.2	...	6.4	0.4	77.5	9.0	4.4	80.6	0.6	94.6	-17.1	
1925-1926	48.7	22.3	...	6.8	0.2	78.0	8.6	3.4	93.7	0.2	105.9	-27.9	
1926-1927	49.5	22.4	...	7.2	3.2	82.3	9.6	3.6	90.5	-0.3	103.4	-21.1	
1927-1928	48.5	23.1	...	6.3	2.3	80.2	11.3	3.8	90.2	...	105.3	-25.1	
1928-1929	47.6	23.0	...	3.8	1.0	75.4	10.6	2.7	90.4	...	103.7	-28.3	
1929-1930	51.0	22.9	...	2.7	0.1	76.7	10.2	2.9	89.3	...	102.4	-25.7	
1930-1931	50.2	23.1	...	2.7	0.2	76.2	10.2	3.4	92.1	...	105.7	-29.5	

Year.	Government. Rs.	Municipality. Rs.	Total. Rs.
1909-10	...	41,241	1,06,591
1910-11	...	37,841	84,281
1911-12	...	37,276	99,134
1912-13	...	37,431	1,05,625
1913-14	...	27,668	82,312
Total	2,96,486	1,81,457	4,77,943

* Includes an amount of Rs. 1.23 lakhs still to be adjusted.

1931-1932	49.3	23.5	...	1.4	0.1	74.3	10.5	3.3	94.3	...	108.1	-33.8
1932-1933	49.3	23.5	7.4	1.1	0.1	81.4	11.8	3.0	96.5	...	111.3	-29.9
1933-1934	49.2	32.9	11.4	3.9	...	97.4	7.5	4.4	98.2	...	110.1	-12.7
1934-1935	50.9	33.4	10.9	3.3	...	98.5	9.6	4.2	98.6	...	112.4	-13.9
1935-1936	50.3	33.4	9.8	2.8	0.1	96.4	9.5	3.8	102.3	20.8	136.4	-40.0
1936-1937	51.2	32.2	11.8	4.9	0.2	100.3	10.3	3.6	85.2	...	99.1	+1.2
1937-1938	50.6	34.4	12.4	4.6	0.6	102.6	10.5	3.3	83.1	...	96.9	+5.7
1938-1939	52.0	34.3	10.4	4.2	0.4	101.3	15.0	3.2	80.9	...	99.1	+2.2
1939-1940	53.5	37.1	9.9	3.4	0.4	104.3	16.1	3.4	80.2	...	99.7	+4.6
1940-1941	52.5	35.7	5.4	3.9	0.6	98.1	18.1	3.6	80.3	...	102.0	-3.9
1941-1942	52.3	36.9	10.0	4.0	0.3	103.5	14.3	3.4	80.0	...	97.7	+5.8
1942-1943	54.2	24.7	4.1	4.0	0.3	87.3	14.4	3.2	79.6	6.3	103.5	-16.2
1943-1944	54.7	26.3	10.0	4.0	0.4	95.4	15.2	3.2	79.5	...	97.9	-2.5
1944-1945	60.0	27.3	10.0	4.4	0.3	102.0	17.3	4.1	78.1	...	99.5	+2.5
1945-1946	60.3	28.4	7.5	4.3	0.5	101.0	20.0	4.4	77.6	...	102.0	-1.0
1946-1947	60.1	30.0	8.6	4.7	0.3	103.7	23.1	4.6	76.6	...	104.3	-0.6
1947-1948	67.9	30.0	9.2	5.5	0.3	112.9	24.2	4.4	77.1	...	105.7	+7.2
1948-1949	59.0	31.7	2.0	5.4	0.6	98.7	31.0	4.7	77.0	...	112.7	-14.0
1949-1950	60.7	32.9	10.0	5.9	0.7	110.2	29.8	4.7	76.3	...	110.8	-6
1950-1951	59.4	34.6	10.0	5.8	0.5	110.3	32.1	4.9	77.4	...	114.4	-4.1
1951-1952	60.8	36.3	10.0	5.8	0.6	113.5	28.5	5.9	76.5	...	110.9	+2.6
1952-1953	63.58	35.84	7.42	5.32	.73	112.89	33.8	9.1	75.89	...	118.79	-5.9
1953-1954	68.13	36.99	10.0	5.25	0.66	121.03	37.49	7.5	76.15	...	121.14	-1.1
1954-1955	71.63	39.62	10.0	5.07	.83	127.35	40.42	7.37	75.95	...	123.74	+3.61
1955-1956	68.61	39.89	6.38	3.78	.64	119.30	45.86	2.45	75.62	...	123.93	-4.63
Total to the end of 1955-1956	2251.65	1183.54	214.6	207.72	20.06	3877.57	668.37	168.42	3219.11	32.4	4088.30	-210.73

Particulars of Municipal (Improvements) Chawls, Capital Cost, Net Annual Returns

Serial No.	Name of the Chawl.	Year in which the site of chawls appropriated or construction of chawls.	Total area of the site of chawls sq. yds.	Rate per sq. yd. as in the year given in column 3.	Value of the site (cols. 4 & 5)	Constructional cost of the chawls including 7½ per cent. for management and establishment.	Cost of work, value of the land and management and establishment charges (columns 6 and 7).	Interest and Sinking fund charges on Capital outlay at 4.61 per cent. on column 8 up to 1919 and thereafter at 6.35 percent.	Gross annual rent.	Annual profit + or loss — i.e., 20.16 per cent. of column 10-9.
(1)	(2)	(3)	(4)	(5)	(6)	(7)	(8)	(9)	(10)	(11)
			Sq. Yds.	Rs.	Rs.	Rs.	Rs.	Rs.	Rs.	Rs.
1	1-4 Agripada A Chawls	1900	7,285	7	50,995	1,85,505	2,36,500	10,903	25,227	-5,817
2	5-16 Do. B do.	1903	11,925	6	71,550	5,41,639	6,13,189	28,269	61,980	-45,774
3	31-32 } 38-40 } Do. C do. 45-46 }	1903	6,251	6	37,506	2,79,182	3,16,688	14,599	33,107	-7,925
4	19-24 Chandanwadi Chawls	1904	9,664	15	1,44,960	3,76,915	5,21,875	24,059	69,179	-10,113
5	25-27 } 29,30 & 31 } Imamwada A Chawls	1905	13,442	13.8	1,81,467	4,98,562	6,80,029	31,349	68,257	-19,071
6	50 Do. B do.	1905	949	13.8	12,811	19,368	32,179	1,483		
7	33-37 Mandvi-Koliwada Chawls	1908	4,169	7.5	3,12,675	2,76,040	5,88,715	27,140	69,136	-13,202
8	52 Workmen's Cottages, Matunga	1905	944	5	4,720	12,083	16,803	774	1,337	-504
9	17-18 Nagpada A Chawls	1903	2,569	7	17,983	8,2358	1,00,341	4,626	11,703	-2,267
10	39 Do. B do.	1904	2,099	7	14,693	99,776	1,14,469	5,277	12,976	-2,661
11	28 Princess Street Chawls	1907	1,480	30	44,400	42,412	86,812	4,002	6,204	-2,751
12	42-44 } 47-49 } Superibaug Chawls	1910	8,081	4.8	36,364	3,39,878	3,76,242	17,345	34,947	-10,300
13	52-57 Chinch Bandar Chawls	1913	8,496	26.66 (d)	2,26,560 (c)	3,79,622	6,06,182	27,945	60,810	-15,686
14	86-95 Cottage Blocks (old)	1920	2,780	10	27,800	36,069	63,869	4,056	3,108	-3,428
15	58-61 Mahar Chawls	1921	4,181	15	62,715	4,39,814	5,02,529	31,911	29,839	-25,896
16	62 Peons Chawls	1921	3,419	15	51,285	1,70,863	2,22,148	14,106	13,314	-11,422
17	63-66 Mominpura Chawls (Old)	1921	7,760	15	1,16,400	4,31,655	5,48,055	34,801	25,007	-29,760
18	67-72 Three-room tenements, Scheme 5	1922	5,609		33,654	2,64,717	2,98,371	18,946	14,532	-16,016
19	73-78 Two-room tenements, Scheme 6	1922	4,234	6	25,404	2,91,972	3,17,376	20,153	17,775	-16,570
20	79-85 Cottage Blocks (new)	1922	7,808	6	46,848	69,312	1,16,160	7,376	2,842	-6,803
21	Blocks. 1-19 Bellasis Road Chawls	1922	35,704	19	6,78,376	25,75,065	32,53,441	2,06,594	1,89,637	-1,68,363
22	1-16 Mazgaon Chawls	1922	29,081	10	2,90,810	21,77,079	24,67,889	1,56,711	1,26,416	-1,31,226
23	1 Mominpura Chawls (New)	1923	3,911	20	78,220	3,14,276	3,92,496	24,923	22,246	-20,438
24	1-23 Love Lane Chawls	1925	13,367	18.8	2,47,289	11,36,407	13,83,696	87,865	91,852	-69,348
25	1-10 Sydenham Road Chawls	1925	12,795	16	2,04,720	7,78,071	9,82,791	62,407	60,499	-50,210
26	1-2 Palton Road Chawls	1940	3,255	25	81,375	2,32,503	3,13,878	19,931	26,465	-14,596
27	3 Palton Road Chawls	1952	1,856	50	92,777	3,48,544	4,41,321	28,024	45,575	-18,836
28	A-J Sewri Chawls	1955	6,643	25	1,66,075	5,06,514	6,72,589	28,120*	58,200	-16,387
	Total	...	2,19,757	...	33,60,432	1,29,06,201	1,62,66,633	9,43,695	11,82,170	-7,05,370

(a) Rs. 8-0-0 for 8 larger rooms (double rooms having partition inside)

(b) Represents looms.

(c) This figure represents the value at Rs. 40 per sq. yd. of the site situated between the 25' road and the Railway and measuring 5664 sq. yds.

(d) This figure is arrived at by dividing (c) by 8496 yds.

A= Includes rooms rent free in lieu of H.R.A. Sweepers.

B= Rooms used for Office & Stores.

C= do temporarily occupied by Schools.

D= do occupied by Chawl Supds. quarters including Office & Stores.

E= do do do Shops.

F= do do do Gymnasium.

G= do do do Godowns.

* Calculated at 4.24%

Statement showing dishousing and rehousing operations on the Trust

YEAR.	NUMBER OF TENEMENTS DEMOLISHED UP TO THE END OF THE YEAR				NUMBER OF TENEMENTS PROVIDED UP-TO								
					MUNICIPAL BUILDINGS			(1) IN POLICE ACCOMMODATION SCHEMES (2) IN POORER CLASSES DO. Do. (3) BY MILL COMPANIES AND (4) IN B. D. D. CHAWLS					
	One room.	Two room.	Larger.	Total Col. (2) to (4).	Perman-ent chawls.	S. P. Sheds.	Total Col. (6) and (7).	One room.	Two rooms.	Larger.	Servants quarters.	Total Col. (9) to (12).	
(1)	(2)	(3)	(4)	(5)	(6)	(7)	(8)	(9)	(10)	(11)	(12)	(13)	
1898-99 to 1953-54.	29,500	5,479	3,664	38,643	10,363	4,057	14,420	18,198	160	349	163	18,870	
1954-55	9	2	7	18	194	30	224	
1955-56	36	36	
Total	29,545	5,481	3,671	38,697	10,557	4,087	14,644	18,198	160	349	163	18,870	

14. Number of tenements, full letting value and permissible actual population.

Percentage of net annual return 20.16 of col. (10) of capital cost (col. 8).	Total Number of rooms. Columns 18+19.	Number of floors including ground floor.	Floor area of tenements including verandah.	Rent per room as on 31-3-1955		Economic rent	Number of rooms living purposes.	Number of rooms let for Shops, Godowns, or Municipal purposes.	Total population	Equivalent Adults.	Maximum permissible population in adults.		Population per acre in largest groups per column No. 20.
				Rs. as.	Rs. as.						Population per tenement.	Total population.	
(12)	(13)	(14)	(15)	(16)	(17)	(18)	(19)	(20)	(21)	(22)	(23)	(24)	
2.15	312	3	Sq. ft. 175	Rs. 5 12	8 14 0	276	1-B, 5-D & 30-E	1,790	1,716	5	1,375	1,266	
2.04	558 288	4	110 142	(a) 8 0 4 15 5 6	7 10 0 8 1 0	926	20-E	4,660	4,492	4	3,708		
2.11	433	4	177	5 6	8 12 0	414	18-E 1-F	2,194	2,142	5	2,065	1,792	
2.67	674	4	125	7 10	10 6 0	633	2-D, 9-E	4,100	2,877		2,656		
1.93	857	4	135	Rs. 6-6-0, 6-10-0, 6-14	9-13, 10-1, 10-5	846	2-B, 4-C & 5-D	4,313	3,837	4	3,380	1,336	
	30	4	160	Rs. 6-6, 6-10, 6-14	Rs. 9-13 10-1, 10-5	30		
2.36	278	4	176	8 5	10-1, 10-5	222	30-E, 26-G	1,667	1,385	5	1,110	1,329	
1.60	15	1	120	7 3	12 7 0	4½	67½	...	
2.35	144	4	148	6 10	9 10 0	144	...	2,258	2,043	5	720	2,011	
2.28	144	4	160	6 10	9 10 0	144	3½	504		
1.44	64	4	136	7 15	14 2 0	64	...	505	426	4	256	...	
1.87	481	4	176	5 13	9 4 0	479	1-B, 1-F	3,129	2,924	4½	2,155½	...	
2.02	405	2	176	6 7	13 6 0	372	33-C	2,580	2,270	3½	1,302	1,300	
.98	14	1	275	18 8	38 0 0	5	70	...	
1.19	325	4	176	7 6	13 12 0	320	4-E 1-F	5,019	4,019	5	1,600	...	
1.21	134	4	175	8 3	15 13 0	131	3-E	1,900	1,450	5	655	...	
.92	246 (b) 160	4	175	7 3	13 8 0	241	6-D	3,000	2,400	5	1,200	1,742	
.98	36	3	562	Rs. 30-15, 34 & 36-1	Rs. 55, 60 & 65	
1.13	72	3	338	Rs. 22-10, 20-9, Rs. 17-8	Rs. 35, 33, 32	
.49	10	3	325	Rs. 23-11	35	
1.17	1,549	1	176	Rs. 8-3, 14-4, & 9-12	Rs. 16-5, 18-6, 17-14	1,513	20-C 7-D & 9-E	8,500	7,050	5	7,565	...	
1.03	1,305	4	176	Rs. 7-3, 7-11	Rs. 15-6, 15-14	1,263	36-C, 4-D & 2-E 7-E	8,021	7,020	5	6,350	...	
1.14	234 (b) 54 821	4	176	Rs. 7-3	Rs. 13 8 0	227	...	2,420	1,910		1,140	...	
1.34		4	176	Rs. 8-12 9-4, 9-12, 10-4, 10-12	Rs. 15-9, 16-1, 16-9, 17-1, 17-9	792	6-D, 22-E, & 1-F	5,276	5,025		3,060	...	
1.24	391	4	176 328	Rs. 8-12, 9-4, 9-12, 18-8, 19-9 & 20-9	Rs. 15-7, 16, 16-8, 32, 33, 35	387	1-B, 1-C, 1-D & 1-E	2,602	2,347	5	1,025	...	
1.70	156	4	180	Rs. 8-3, 8-12, 9-4	Rs. 15-7, 16, 16-8	125	24-E 7-C	5	630	...	
2.08	86	4	180	Rs. 25, 60	Rs. 35	76	4-E, 6-C	
1.74	194	2	180	Rs. 25	Rs. 35	194	
1.46	10,570	

* 5-B, 61-C, 35-D, 180-E, 4-F, 66-G.

15. Estates since the commencement of the Trust.

THE END OF THE YEAR					NET ADDITION (+) OR REDUCTION (-)						
IN LESSEES' BUILDINGS					One room cols. 8+9+14.	Two rooms cols. 10+15.	Larger cols. 11+16.	Servants' quarters cols. 12+17.	Grand Total cols. 19 to 22.	In the year cols. 23-5.	To end of the year.
One room.	Two rooms	Larger.	Servants' quarters.	Total cols. 14 to 17							
(14)	(15)	(16)	(17)	(18)	(19)	(20)	(21)	(22)	(23)	(24)	(25)
18,066	8,995	10,846	2,220	40,127	50,684	9,155	11,195	2,383	73,417	34,774	34,774
44	151	302	...	497	268	151	302	...	721	703	703
19	145	267	...	431	19	145	267	...	431	395	395
18,129	9,291	11,415	2,220	41,055	50,971	9,451	11,764	2,383	74,569	35,872	35,872

WATER WORKS

The Administration report of water works Department is arranged under the following heads.

- I.—Head Works at Lakes and Trunk Water Mains.
- II.—Maintenance Branch Outside City Division.
- III.—Maintenance Branch Inside City Division.
- IV.—Distribution Branch.
- V.—Construction Branch.
- VI.—Works Branch
- VII.—Remodelling Branch.
- VIII.—Survey and Design Branch.
- IX.—Standards Branch.
- I.—Works of Interest.
- XI.—General.

I.—HEAD WORKS AT LAKES AND TRUNK WATER MAINS

(2) The City of Greater Bombay derives its water supply by gravity from four lakes or impounded reservoirs namely Tansa-Vehar, Tulsi and Vaitarna. Tansa Lake, which forms the main-source of the City's water supply, is situated 66 miles by road from Bombay. The useful storage capacity of the lake is 40,660 million gallons. Vehar Lake situated 18 miles by road from Bombay has a total useful storage capacity of 9,120 million gallons. Tulsi Lake with a total useful storage of 2,294 million gallons is situated 22 miles from Bombay. Vaitarna Lake which is 74 miles from Bombay has at present a total useful storage capacity of 26,510 million gallons, which when the gates over spill way are fixed, will increase to 39,510 million gallons.

(3) A total quantity of 15,000 million gallons was transferred from Vaitarna to Tansa Lake through the 10 ft. diam-horse shoe shaped Vaitarna Tansa Tunnel, during the year. Water from the Tansa Lake is brought to the City by a masonry aqueduct and two 72" > 57" steel mains and one 96" steel main. The masonry duct runs upto Ghatkopar following the contour of the country and is tunnelled through the intervening hills at 13 places, the valleys being crossed by 48" cast iron and 50" steel pipes in the form of inverted syphons. The alignment of the trunk mains is shown in Appendix I. The zones of supply within the City are shown in Appendix II.

(4) Appendix III and IV give statistics of supply and quantity of water used for different purposes during the year. Appendix V shows the average supply per day for the City during the last 56 years and the quota per head based on census figures. The Tansa, Vehar, Tulsi and Vaitarna Lakes recorded total rainfalls of 116.28"; 114.67"; 127.11" inches and 124" respectively. The Tansa and Vaitarna Lakes overflowed for a total period of about 7 weeks. The Tulsi Lake also overflowed for about 5 weeks. The Vehar Lake did not overflow this year. An average supply of 139.77 million gallons per day was given to Greater Bombay during the year. Appendix VI gives information regarding catchment and the lake areas, full supply levels, rainfalls, overflow, contents of the lakes, evaporation, absorption and losses etc. Appendix VII shows a graphical record of rainfall for the last sixty nine years.

II.—MAINTENANCE BRANCH, OUTSIDE CITY DIVISION

(5) This branch is entrusted with the work of repairs and maintenance of trunk mains, embankments, cuttings, culverts, bridges, trolley tracks, head works at the lakes, sterilization of City's water supply, painting of steel mains, maintenance and repairs to motor trolleys, loco and material wagons, upkeep and repairs of Tansa-Atgaon Road, removal of algae in various lakes, and maintenance and repairs to Water Works structures in the Outside City Division. Repair works pertaining to the various plants and machinery in the Outside City Division were carried out at the Workshop at Ghatkopar which comprises of Machine Shop, Fitting Shop smithy, Carpenter's Shop, Painting Shop; Welding Shop, Motor Vehicles Servicing and Repairs Shop, etc. The strength of the Workshop staff was 33 and it was classified as a "Factory" under the provisions of the Factories Act.

(6) The following are the details of the trunk mains, emabankments, culverts, tunnels, etc., maintained during the year :—

Maintenance of Trunk Mains, Embankments etc.

Length of steel mains	... 140 miles.
Length of cast iron mains	... 48.25 miles.
Length of the masonry duct	... 23.25 miles.
Length of the tunnels	... 3.88 miles.
Length of the embankments	... 118 miles.
Bridges and Culverts	... 362 Nos.
Length of the Trolley Track	... 81.5 miles.

(7) There was no burst during the year on any mains. There were 35 major and 3,214 minor leaks on the trunk mains, which were repaired expeditiously. A section of about 1600 Rft. of 57" Tansa East Main which had collapsed in the year 1939-40 has deteriorated to a considerable extent and the circumferential and longitudinal joints were leaking very heavily. It is proposed to replace this pipe after the 96" Trunk Main between Bhandup and Powai is put into commission.

335 Leaks occurred on the masonry aqueduct and 158 on syphon mains during the year, repairs to which were carried out departmentally. 48,113 Rft. of steel mains of various sizes were painted during the year and 25,800 Sq. ft. of stone-pitching and 1,64,673 Cu. ft. of earth-filling were carried out.

(8) Extra-ordinary repair works were carried out during the year at a total cost of Rs. 75,264.

Extra-ordinary Repair Works.

(9) Five heavy type and six light type motor trolleys were maintained during the year at an approximate total cost of Rs. 34,983. Three engines were received for replacing those of the existing heavy type motor trolleys. The work could not be completed by the end of the year as radiators, transmission gears and other essential parts were not available. The total milage covered by the trolleys was 70,192 miles. One Diesel loco was utilised for haulage of heavy materials and covered a total of 3,978 miles. The average cost per mile per haulage was Rs. 1-6-0 per mile. The increased cost is due to the loco which is very old giving poor performance. Mobile units consisting of Petrol driven and Diesel Driven motor trolleys, jeep, air compressors, welding plants, concrete mixers, outboard and inboard boat engines, lighting sets etc., were maintained during the year

Maintenance of Plant and Equipment and Motor Trolleys.

(10) "Structures in the Out Side City Division" were maintained from the grant under II Water Works, A.—Maintenance, IV.—Repairs and Maintenance (a) Ordinary, (4) Repair and painting to Water Work Buildings, and Bridges Outside Bombay, at a total cost of Rs. 19,000.

Repairs and maintenance of Structures.

(11) In order to maintain the purity of water received from the catchment area of the Lakes, the campaign against trespass in the catchment area was continued during the year and 429 heads of cattle were impounded, and about 358 were driven out from this area.

Campaign against Trespassers and Cattle.

(12) Ten gardens in the Outside City Division were maintained during the year. The Tansa and the Vihar Lakes remained very popular with the public and there was a great rush of visitors to these lakes on Sundays and Holidays. The total number of visitors to the Tansa Lake was about 62,000 against 60,000 during the previous year and at the Vihar Lake 2,20,500 against 2,00,000 during the preceding year. The amenities, provided at the Vihar Lake, such as, children's playground, boat-house, giant's castle, were fully utilised by the public. The swimming pool which was very popular with the public was out of commission during the most part of the year as the retaining wall was washed away due to heavy floods during monsoon.

Public Gardens and Parks attached to Tansa Vihar and Tulsi Lakes.

(13) The Tansa supply is sterilized by chloramine Treatment at Powai and Ghatkopar. The dose of Chlorine varying from about 0.67 to 1.5 parts per million gallons and those of Ammonia from 0.14 to 0.3 parts per million gallons, according to seasons. The Vihar Supply was sterilized at the Chlorination Plant at Powai. The doses of Chlorine varied from 0.7 to 1.51 parts per million gallons and those of Ammonia from 0.14 to 0.3 parts per million gallons. The average draw-off from the Tulsi Lake was about 4 million gallons per day, which was first treated with potassium permanganate and then given alum treatment for coagulation of water. Of the seven rapid sand filter beds, six were in continuous use and one is kept as a stand-by. After filtration, the water was sterilized by Chloramine Treatment, the Chlorine dose varied from 0.9 to 2.6 parts per million gallons and Ammonia doses from 0.18 to 0.5 parts per million gallons. The doses of Alum varied from 0.53 to 1.0 grain per gallon. New pumps, engines and compressors for the Tulsi Filtration Plant to replace the old ones were ordered out, which have been received and the work of installing is in progress. The chlorine and ammonia dosages at the Central Chlorination Plant, Powai, were increased and the chlorine dosages at subsequent chlorination plants at Malabar Hill Reservoir and Bhandarwada Hill Reservoir were stepped up to the maximum capacity of the plants during the periods 26th to 27th July, 15th to 22nd October and 1st November 1955 to 12th January 1956 on account of prevalence of cases of infections Hepatitis imported from New Delhi where this disease was prevalent in very strong form. These dosages were again stepped up in March 1956 when a dead body was found in the Tansa aqueduct about 12 miles from the Tansa Lake. The duct line was put out of commission for 3 days. It was thoroughly sterilized by bleaching powder and then put into commission. Daily samples of water were also taken in all the wards of the City and suburbs at different points so as to ensure that water throughout the city and suburbs was of the required standard of purity.

(14) As regards the supply drawn from the Masonry Duct line to the portions of Greater Bombay, North of Powai, it was proposed to provide an auxiliary chlorination Plant at Bhandup, for which budget provision was made, but the plant could not be ordered out in view of the difficulty of selecting a suitable site, and the non-availability of electric power.

(15) A small field laboratory was set up at Powai and 48 samples of water from the lakes and mains were tested during the year for ascertaining the various physical properties, viz., turbidity, hardness, pH value, etc. Residual Chlorine Tests were also taken daily at Thana Road, Powai, Ghatkopar, Marol and Bandra and the doses of chlorine adjusted according to the demand.

Field Laboratory

(16) Fortnightly bacteriological and chemical analysis of water from the Trunk mains after Chlorination were carried out during the year by the Municipal Analyst. 911 Samples were taken during the year from the various points on the Trunk mains, Lakes and the Distribution System throughout the City. All samples, except two, of water after chloramine treatment gave negative reaction of B Coli in 100 which showed that a very high standard of purity as laid down by the Ministry of Health in England was maintained throughout the year.

Bacteriological and Chemical Analysis of Water.

(17) A new Welfare Centre Building was constructed at Ghatkopar cross connection and equipped with several indoor games like Carrom, Draughts, Ping-pong etc. In addition a small plot in the vicinity of this structure was used for outdoor games like Volley Ball, Hututu, Badminton, Cricket, Scout etc. Opening ceremony of the Centre Hall was performed when various entertainments were given. Ganpati Festival was also celebrated for seven days during the year. The function was well attended to by the labour staff. The daily attendance in the Centre including Gents, Ladies and Children averaged about 60 to 70 persons. A scheme for opening similar Centres in the Northern Divisions was under consideration. A batch of eight persons was sent to Municipal Rover Scout Training Camp, held at Jogeshwari. A batch of twenty persons was also sent to Ahmedabad for a picnic trip.

Welfare Activities.

(18) During the year under report, there were six Dispensaries working with one Medical Officer, five Compounders and one First Aid Maistry. Attendance at these Dispensaries was as follows :—

Dispensary.	New patients.	Malaria cases.
(a) Ghatkopar	3,973	198
(b) Travelling dispensary	365	43
(c) Kapurbawdi	3,012	203
(d) Powai	2,207	213
(e) Agra Road	2,723	235
(f) Tansa	2,178	186

During the year, the Medical Officer paid 42 visits to Northern Division. The total amount spent on Medical Aid being Rs. 11,300.

(19) During the year a First Aid Centre at Agra Road was opened, which was well patronised by the employees of Jamboli and Mandola Divisions. The First Aid Maistry went on regular trips for distributing drugs, and rendering First Aid treatment to the employees working on the line upto Tansa.

(20) During the year, Anti-Malaria work upto Bhandup within Greater Bombay Limits was handed over to the Insecticide Officer. Incidence of Malaria had decreased during the year, as employees were given prophylactic doses of Paludrine tablets during the months of September to January.

(21) There was no incidence of epidemic. All the Municipal employees of Outside City Branch were vaccinated against small-pox in the month of March.

III.—MAINTENANCE BRANCH (Inside City Division)

(22) This branch is concerned with maintenance of Water Works, Inside the City, comprising of repairs and maintenance of water mains, hydrants, fountains and cattle troughs, Water Works buildings and structures, plants and machineries, testing of water fittings, repairs and maintenance of water meters, cleaning of consumers' pipes and fittings making new connections on Municipal mains, operation and maintenance of chlorination. Plants at Malabar Hill Reservoir, Bhandarwada Hill Reservoir, Futka Tank and portable Chlorination Plants for re-chlorinating mains. Two Terrace Gardens called Sir Phirozshah Mehta Gardens, Joseph Baptista Gardens and also the Kamala Nehru Park are maintained by this Branch. Repair works pertaining to various plants, machineries and equipments in the Inside City Division are carried out at the Water Works Workshops, DeLisle Road, Chinchpokli.

(23) A total length of 429 running miles of water mains were maintained during the year. There were 17 bursts on the mains all of which were promptly attended to. During the course of the year 51,671 works as compared with 36,838 during 1954-55 and 25,688 during 1953-54 were carried out pertaining to repairs to communication pipes, cleaning of chokes in service pipes, cleaning of meter strainers, giving new connections, metering of existing connections, removing and refixing of meters, etc. The total cost of materials was Rs. 1,00,000 as compared with the same figure last year. To effect speedy relief to the consumers in the event of chokage of pipes and meters, damage to meters, breaking of service pipes and connections, etc., night-gangs, were maintained to carry out such emergent works. As a result, there was 91 per cent. increase in work as compared with figures of 1954-55 though the total expenditure during the year was the same as during 1954-55. It was possible to carry out comparatively a larger number of works during the night-time due to mechanical transport provided for the workman and also due to less disturbance from vehicular traffic. As a large number of fire hydrants was misused, resulting in their being out of order, an additional temporary staff comprising of one Fitter and three labourers was appointed in each Ward to effect speedy repairs. Out of 10,000 fire hydrants in the city, 9,861 were checked up and necessary repairs carried out and 3,000 were painted during the year. This would indicate that a large number of fire hydrants were being misused by the public. The number of sluice valves required to be operated for daily regulation of supply having increased three-fold during the past few years, there was heavy programme of repairs to valves due to breaking of spindles, dropping of gates or worn-out spindles.

(24) The total number of water connections to different premises in the City was 61,987 i.e. a net increase of 1,226 over the last year's figure. The number of new water connections made during the year was 1459 against 1256 during the preceding year. Out of 1459 connections, 1321 were granted at parties' cost and 138 from Municipal Funds. 14731 trenches of varying lengths were excavated for making connections and for general repair and maintenance work all over the City.

(25) In response to complaints received from the residents of Dadar-Matunga area due to frequent chokes in consumers' pipes and fittings as a result of the presence of algae in Vehar Water supplied to this area, the Corporation, had sanctioned funds for the work of cleaning consumers' pipes and fittings beyond the stop-tap in this district. The work was continued during the year and 514 connections aggregating to 1,65,688 running feet of consumers' pipes of different sizes were cleaned at a cost of Rs. 8,700. Additional dirt boxes of size 6", 9" and 12" were provided on the mains in 'F' Ward area for collection of shells and suspended matter and 324 numbers of dirt boxes of sizes from 4" to 12" were cleaned during the year.

(26) Special Staff was engaged during the year for cleaning communication pipes between the Municipal mains and the stop taps in 'F' Ward and 2,142 connections were cleaned as compared with 1,465 last year.

(27) During the year, 11,099 repair jobs pertaining to meters were carried out.

Repairs to Meters.

(28) 5,585 meters strainers were cleaned during the year as against 3,012 during the preceding year. It was found that on account of periodical cleaning of meter strainers, the number of complaints due to chokes has considerably reduced.

(29) 16 Pumping Sets were maintained at a total cost of Rs. 61,790. The 275 B.H.P. duplicate pump, was put into commission from June 1955 after repairs to the faulty switchgear and it has since been working satisfactorily giving adequate supply to the elevated areas of Dongri and Mandvi. The additional 75 B.H.P. pumping unit installed at Government Gate Road pumping station was in commission during the year for boosting the pressures in the elevated areas of Parel Tank Road, Golanji Hill and Sewri. An additional 75 B.H.P. pumping unit was also installed and put into commission at Malabar Hill Pumping Station for supplying water through the newly laid 12" rising main to the elevated areas of Altamount Road, Gowalia Tank and Forjett Hill Road. This has considerably improved the pressures in these areas which were hitherto served by direct supply.

(30) In case of private premises provided with pumping sets, the tenants were put to considerable hardships whenever the pumping sets went out of order temporarily. With a view to giving facility to such tenants, domestic pumping sets were given on hire at a nominal charge of Rs. 2 per day, exclusive of transport and fixing charges. This facility was greatly appreciated by the public and was in great demand. More such pumping sets are being purchased to cope up with the increased demand for this facility.

(31) With a view to keeping the required standard of residual chlorine in mains inside the City, an extra dose of chlorine was injected into the inlet mains at Futka Tank, Malabar Hill and Bhandarwada Hill Reservoirs. A Chlorination plant of 'gravity type' has been installed at the Malabar Hill Reservoir and those of pressure type at the Bhandarwada Hill Reservoir and Futka Tank. In addition to this, certain mains in the city the water from which did not show good results on analysis, were rechlorinated by means of 3 portable chlorinating sets of 8 lbs., 4 lbs., and 1 lb. per hour capacity each. 1 lb. chlorination unit was out of commission for most of the period during the year as it has more or less served its useful life. The chlorination dosages at the 3 subsidiary rechlorination stations were stepped up to the full capacity of the panels. About 1,76,251 lbs. of chlorine was consumed for re-chlorinating inside the City during the year.

(32) 33 Water Works Buildings comprising of Workshops, Control Rooms, Pumping Stations, Chlorination Plants, Officers' Bungalows and quarters, Labourer's Chawls, etc., were maintained during the year at a cost of Rs. 15,000.

(33) 11 Petrol-driven motor vehicles, 1 diesel motor lorry and 27 transport material hand-carts were maintained for transport of men and materials. The total mileage covered by the petrol engine driven vehicles was 73,000 against 69,580 last year. The diesel motor lorry covered 14,650 miles. In addition to the above vehicles 27 portable construction plants comprising of mobile cranes, air compressors, concrete mixers, tractors, dewatering pumps etc., were maintained during the year. For emergency fire service, two motor vans were utilised, one being stationed at 'E' Ward office and the other at 'F' Ward Office. The existing number of vans for fire service was found inadequate and proposals for providing two additional vans, for A and D Ward are under consideration.

(34) The work of testing galvanised iron pipes, cast iron pipes, galvanised iron fittings such as, couplings, bends tees, elbows etc. brass and gun-metal fittings such as ferrules, stop and bib taps, waste-not-taps, ball taps pillar taps, globe taps, flush valves underground and stand-pots hydrants, cast iron and porcelain water closet cisterns, canvas hose pipes etc., was carried out during the year at the Water Works Workshop Delisle Road, Chinchpokli. The total number of such pipes and fittings tested was 2,72,226 out of which 1,49,173 were for private parties and the remaining for Municipal Works. The revenue derived from the testing of pipes, fittings, etc., sent by private parties amounted to Rs. 17,590. The concession of use of inferior quality of pipes given during the war time was withdrawn after due notice and the trade as well as the Licensed Plumbers were informed that the materials could be tested and accepted only in accordance with Municipal Bye-Laws.

(35) During the year, 3,843 Municipal meters of different sizes and 511 private meters were tested at the Municipal Workshop for ascertaining their correctness. In addition to these 942 new meters were submitted by private parties for test, of which 816 were passed and sealed and the remaining were rejected. The revenue derived from testing of water meters submitted by private parties amounted to Rs. 2993. A large number of old "Frost" make water meters which had served their useful life and were found irreparable were scrapped during the year.

(36) During the year under review, orders were placed for the supply of 1,441 water meters for the use inside the City, of which the supply of 1,055 meters were received. The total number of Municipal meters in the City was 9,934 as against 8,833 during the preceding year. 262 Water meters were written off during the year, either being stolen or having served their useful life.

(37) A large number of drinking fountains and cattle troughs were temporarily closed down and kept in disuse on account of fittings being stolen. Drinking fountains donated by public donors were again brought into use by replacing the missing fittings. Certain playing fountains were also brought into use. Flora Fountain which is the centre of attraction in a busy shopping and office centre was played from 12 Noon to 2-00 P.M. and from 5 P.M. to 9 P.M. The work of flood lighting the above fountain was completed during the year. The Willingdon Fountain at Museum was proposed to be flood-lit and played during the night-time. The work was in progress during the year.

(38) The garden along the slopes of Gibbs and Ridge Roads (known as Hanging Gardens), Sir Phirozshah Mehta Garden on the top of the Malabar Hill Reservoir, ladies' and Childrens' Garden at Ridge Road, Kamala Nehru Park, and Sir Joseph Baptista Garden on the top of the Bhandarwada Hill Reservoir were maintained during the year at a total cost of Rs. 30,600. The work of providing electric lights in the Kamala Nehru Park entrusted to the B. E. S. & T. Undertaking was completed except for under-water flood-lights in the fountain. The park was kept open till 9,00 p.m. for the convenience of the public since the lights were provided. To give further convenience to the public

visiting Sir Phirozshah Mehta Gardens, the work of soil cementing the pathways was started, but the work could not be completed during the year. The construction of a sanitary block for Sir Phirozshah Mehta Gardens is in progress. 72 Benches were painted with weather-proof paint during the year.

(39) The number of visitors to the gardens increased enormously. To afford shelter to the visitors from sun and rain and to beautify the general appearance of the garden, construction of one more Summer House was under consideration.

IV.—DISTRIBUTION BRANCH

(40) This branch comprises of three sections, (a) Ordinary, (b) Waste-Prevention and (c) Meters. The ordinary Section deals with the distribution and regulation of supply, requests from the public for connections and other water fittings, short-supply complaints and court actions for enforcement of provisions of the Municipal Act, relating to public and private water supply. The Waste Prevention Section deals with the investigation of wastage in Municipal mains and fittings and in private premises, rewashreing of leaky taps, issue of notices for defective fittings and taking Court actions when they are not complied with. The Meter Section deals with the metering of private water supply and all questions arising therefrom.

(41) For the purpose of distribution of water, the City is divided into three main divisions viz., (a) the areas getting supply from the Malabar Hill Reservoir, (b) those from Bhandarwada Hill Reservoir and (c) those getting direct supply as per details given in Appendix II. The Malabar Hill Reservoir which serves the areas coloured blue has a storage capacity of 32.5 million gallons. The supply to the high level areas of Ridge Road, Carmichael Road, Altamount Road, Gowalia Tank, Raghavji Road and Forjett Hill Road (coloured orange) is given through two 12" mains branching off from the 18" pump delivery main fed by three electrically driven pumps situated in the Control Room. Bhandarwada Hill Reservoir which serves the areas coloured yellow has a storage capacity of 20 million gallons. The high level localities of Dongri, Mandvi and Mazagaon are in addition served by the elevated tank at Bhandarwada Hill Reservoir having a capacity of 1.25 million gallons. Both the newly installed 275 H.P. pumps at Bhandarwada Hill Reservoir were worked alternately for filling up the elevated tank and the high level compartment No. 3 of the Reservoir. During the year 8" branch main from the 24" pump delivery was laid to feed compartment No. 3. Water from the 36" Tansa inlet was also taken for a few hours daily into the low level compartment No. 2, bringing additional supply to the reservoir, which was subsequently pumped up to the high level compartment No. 3. With this arrangement, it was possible to draw additional supply from the lake and also distribute the same at a higher pressure.

(42) Further length of the 96" Vaitarna main were laid and brought into commission during the year in the following sections :—

Tansa to Jamboli	... 7 miles.
Kapurbawdi to Bhandup	... 5 miles.

However, a section of 3 miles of this main laid last year between Kasheli and Kapurbawdi had to be put out of commission as the anchor block at Kasheli Bridge commenced sinking after the main was charged. Measures for preventing subsidence of the anchor block and strengthening the pipe line by providing more ring girders were in progress at the close of the year. The total length of the 96" main in commission till the end of this year was 22 miles.

(43) The average quantity of water per day brought to the City and Suburbs during the year was 123.13 and 16.64, million gallons respectively, making a total of 139.77 million gallons for the whole of the City.

(44) The hours of supply to different localities are shown under Appendix VIII. With a view to improving the pressures in various parts of the City, the following improvements were carried out :—

(a) As several short supply complaints were being received from the areas served by the 24" Government Gate Road main carrying old Tansa supply, the pressures in this main were boosted by 3 to 4 lbs. per sq. inch by cross connecting it with the 32" Vehar Main through the 9" main in Jeejeebhoy Road.

(b) For boosting the supply in the 48" > 32" Babula Tank outlet in emergencies like fires, the supply from the 57" high pressure East or West main is fed into this outlet through the 18" cross connection at Nana's Chowk. As it took a considerable time to operate these valves manually due to great difficulty of pressures, the valves have been electrified. Since then, the supply can be boosted in an emergency in a few minutes.

(c) By providing a line valve at Thakurdwar Road junction Queen's Road and laying a 30" main in Thakurdwar Road, the Old Dhobitalao outlet has been converted into an additional Thakurdwar Outlet. This new outlet is also connected directly to the service mains in Kandewadi, Vithalbhai Patel Road and adjacent localities, increasing the supply pressures in this area by 4 to 6 lbs. per sq. inch. The portion of the Old Dhobitalao outlet south of the line valve is fed through the cross connecton at Queen's Road from the 48" Kalbadevi Outlet.

(d) The following works were carried out in 'G' Ward :—

(i) A 12" main has been laid in Keluskar Road and Cross connected to the 6" main serving Shivaji Park area. At its feeding end, the main is connected through the 24" feeder main to the 57" West Main.

(ii) The 6" service mains feeding Hansali Tank Road Khed Gully and Bhawanishankar Road were respectively connected directly to this 57" West Main.

(iii) A 24" main was laid from the 57" West Main at junction Elphinstone Road along Sayani Road and connected to the 9" main in Gokhale Road.

After these new mains and cross connections were put into commission the supply of the whole of 'G' Ward (South) improved considerably, particularly in areas of Hansali Tank Road and Khed Gully which were deficient in supply for several years.

(e) The 30" Back Bay Outlet which terminated at Sachivalaya was extended during the year upto Wodehouse Road junction Cuffe Parade. The 9" Military Main, 3" Cuffe Parade Main and the 9" Wodehouse Road Main were cross connected to the newly laid 30" main at its terminus. This resulted in improvement of pressures in these localities to the extent of 6 to 10 lbs. per sq. inch.

(f) To improve the pressure in the locality fed by the 6" Charni Road main opposite Tara Baug, this main was directly cross-connected to the 24" Charni Road main.

(g) A middle valve was provided on the Walkeshwar Road main opposite Sital Baug and the area from Chowpatty Band Stand upto Sital Baug formerly served by the syphon main, was directly fed by a new 12" outlet laid along Siri Road from Malabar Hill Reservoir.

(h) Till recently the locality served by the service mains in Vachha Gandhi Road and Laburnum Road was fed by a circuitous route from the 24" Girgaum Outlet. To improve the supply in the locality, a 6" cross-connection was made between these mains and the Hughes Road main.

(i) The elevated areas in Forjett Street and Raghaji Road were formerly fed from 24" Gibbs Road outlet through the 9" Gowalia Tank Road Main. The latter main, being heavily drawn upon by the properties abutting Gowalia Tank Road, adequate supply was not available in the Forjett Street and the Raghaji Road localities. The 9" Gowalia Tank Road main was, therefore, connected to the 12" Pump Delivery line and this whole area now gets an adequate supply during the hours when the pumps at Malabar Hill Road are worked.

(45) The improvement in pressures due to regulation of supply referred to above, reduced the number of short supply complaints, as will be seen from Appendix IX. There were 13375 short supply complaints as against 13,629 during the preceding year. The duct line was entirely put out of commission for a period of 3 days in March 1956 with a view to sterilizing it effectively with bleaching powder. Several cross connection works were also taken up during this month which resulted in a sharp increase in short supply complaints during that month.

(46) Municipal Commissioner's Notices under Section 274 of the Bombay Municipal Corporation Act, were issued in 845 cases, and under Section 271(2) in 54 cases in respect of premises which were without Municipal Water Supply. The number of prosecutions launched under the above two sections during the year was 537. The number of convictions was 256 and 97 cases were withdrawn after compliance with the notices, or part thereof. 184 Cases were pending disposal at the end of the year. The total amount of fines recovered was Rs. 3,867. Besides, the above, 5524 notices under Section 278(2) of the Bombay Municipal Corporation Act, were served on the owners for defects in water fittings excluding those in respect of unauthorised works infringing the provisions of Sections 287(A) and (B) of the Municipal Act, and violating the Water Bye-laws. Arising out of these, 434 prosecutions were launched. The number of convictions was 249 and the amount of fines recovered was Rs. 2,206.

(47) Court work continued to be conducted by the Ward Inspectors. Reluctance on the part of the landlords to comply with our requisitions gave rise to our actions being frequently challenged on purely legal points and it became increasingly difficult for the Inspectors to deal with them and the Solicitor to the Corporation was requested to conduct such contested cases.

(48) The number of cases reported to the Standing Committee for severing water connections for non-payment of taxes and using unmetered water supply was 1,225 as against 1111 in the previous year. In 296 cases, the supply was closed but subsequently restored. In 110 cases the water connections were cut off. In the remaining cases, the execution of disconnection orders was not carried out as the consumers complied with the Municipal requirements.

(49) The total number of calls received from the Fire Brigade Department was 1,495 as against 1,081 received during the previous year. They were promptly attended to by the Distribution Staff. Out of 1,495 calls, 292 were false and 94 were on account of collapse of houses. The total quantity of water used on fires was about 3 million gallons. In order to enable the staff to attend fires promptly, two fire vans were maintained throughout the 24 hours, one at Babula Tank Control Station and the other at F' South Ward Office. One van was maintained for night-duty only at the 'G' (South) Ward Office.

(50) Pitometer observations were taken during the year to gauge the quantity of water conveyed by the trunk and distributory mains with a view to finding out whether any of them were surcharged or under-charged. Several proposals for remedying defect based on these observations were made. The work was carried out by one Overseer with four labourers.

(51) 191 Miles of water mains from 12" to 72" were sounded during the year.

Testing of Mains.

(52) The re-washing work done is shown in Appendix X. The work of house-to-house inspection of leaky taps and fittings throughout the city was continued.

Rewashing.

(53) The anti-waste campaign was continued. 1950 posters were printed and displayed in frames in trams and buses free of cost through the courtesy of the Bombay Electric Supply and Transport Undertaking. 100 Cinema slides of new designs for anti-wastage propaganda were prepared and displayed free of cost by the 30 Cinema Houses in the City and 6 in the Suburbs.

(54) The total revenue derived from water supplied by meter measurement was Rs. 1,49,90,539 for the City only, as against Rs. 1,34,07,286 during the previous year. The increase over the last year's revenue was Rs. 15,83,253. The metering programme was continued during the year. The total number of restaurants metered was 2,896 against 2,763 during the previous year.

Revenue from metered connections.

(55) 9,934 Meters of sizes varying from ½" to 8" were maintained during the year at a total cost of Re. 34,200 which included the cost of maintaining Venturi Meters also. The number of meters exchanged was 2898. 433 Meters were fixed on new connections and 102 meters were removed from the existing connections.

(56) This programme of metering of domestic supply in areas where the quantum of supply was above average, was continued during the year and 646 new properties were metered.

Progressive Metering
of domestic supply in
the City.

V.—CONSTRUCTION BRANCH

(57) For improving the water supply to the city, water mains of different sizes were laid and other works carried out from Capital Works, Loan Funds.

Laying new mains.

(58) The following works were carried out on behalf of other departments of the Corporation.

Departmental and
private party works.

(a) Laying a 4" main and extending it to Suction storage tanks for Immamwada Chawls in Immamwada Road, for Estate Agent and Land Manager.

(b) Making 9" connection and joining it to existing 6" main for Tadwadi Chawl Mazgaon for Estate Agent and Land Manager.

(c) Making 36"×6" Cross connection for Agripada Chawl Road, junction Moreland Road for Estate Agent and Land Manager.

27 Works for private parties were carried out during the year.

(59) In view of frequent complaints of shortage of water supply and expeditious measures required to be taken for immediate relief to the consumers, the following works were carried out :—

Works for Regulating
supply.

(a) Making 6×6" cross connection in Hughes, Road junction Laburnum Road.

(b) Making 24"×6" cross connection between 24" main in Charni Road and 6" main in Charni Road near Tara Baugh.

All these works resulted in improvement of pressures to the extent of about 4 to 5 lbs. per sq. inch during supply hours, in the areas where they were carried out.

(60) The total length of the 57" steel mains in the City, which were laid in the year 1926 is about 11½ mile. It has been found that at many places heavy corrosion has set in resulting in puncturing of the plates at several places. In the past, these holes were plugged with wood but the condition of the plates have deteriorated to such an extent that immediate measures were necessary for giving extensive protection to the steel mains. The Corporation approved of an estimate amounting to Rs. 70,00,000 and out of the funds provided, 4,850 R.ft. of double length of the mains were patch-plated and guniting. A contract was placed for patch-plating and guniting a further length of 2,000 R.ft. between Fergusson Road and Haines Road at a cost of Rs. 3,54,157 and the work was commenced on 14th March 1955 and by the end of the year 1,900 R.ft. was completed. The work was stopped during the months of June July and August on account of monsoon.

Protection of the 57"
Steel Mains in the City
by Patch Plating and
Guniting.

VI.—WORKS BRANCH

(61) The work of laying the two outlets from the Malabar Hill Reservoir to serve the Kalbadevi and Fort areas was completed during the year.

Kalbadevi and Fort
Outlets.

Although the Kalbadevi Outlet was put into commission on 18th March 1954, the work of laying a 30" steel main in Thakurdwar Road remained to be carried out. This work was taken in hand during the previous year and completed this year. Total length of the main laid was 1,495 feet out of which 708 feet was laid during the year under review. This main was covered with one coat of fibre-glass and two coats of hot bitumastic enamel. The following existing mains were cross-connected with the new 30" main in Thakurdwar Road :—

- (a) 6" Main in Karel Wadi.
- (b) 5" Main in Mughhat Cross Lane.
- (c) 6" Main in Khatarali.
- (d) 9" Main in Vithalbhai Patel Road.
- (e) 16" Main in Vithalbhai Patel Road.

The 30" Thakurdwar main was put into commission on 25th July 1955. The remaining length of 30 R.ft. of 48" steel pipes for Fort outlet was laid under a contract in the foot-path of Netaji Subhas Road near its junction with Veer Nariman Road and the main was put into commission on 5th April 1955.

The following cross connections were made with the new 48" Fort Outlet :—

- (a) 24" Cross connection with the 18" main in Veer Nariman Road at Flora Fountain.
- (b) 24" Cross connection with the 27" main in Veer Nariman Road, near Parisian Dairy.
- (c) 24" Cross connections with the 18" main in Mahatma Gandhi Road at Flora Fountain.
- (d) 15" Cross connections with the 15" main in Hornby Road at Flora Fountain.
- (e) 3 Nos. of 9" Cross connection with the 9" main in Netaji Subhas Road.

With a view to proper zoning of the supply in these areas, a 16" middle sluice valve was fixed on the 16" main in Hornby Road opposite V.T., and a 14" middle sluice valve was fixed on the 24" Fort Outlet South of the junction of Queen's Road and 1st Marine Street.

(62) Besides the works in connection with the Fort and the Kalbadevi Outlets, the following additional works were carried out by the Works Branch during the year under report —

- Other pipe laying works.**
- (a) Enlarging the 18" main in Veer Nariman Road to 24" from Flora Fountain to Horniman Circle.
 - (b) Laying a 24" main in Mint Road and Frere Road from Horniman Circle to Fort Street.
 - (c) Enlarging the 12" main in Carnac Road to 25" from its junction with Girgaum Road to its junction with Dr. Dadabhoy Naoroji Road.
 - (d) Laying a 30" water main along Foreshore Road and Wodehouse Road from junction 'F' Road to junction Colaba Causeway.

Works at (a) and at (b) were duly completed during the year, with consequent improvement in pressure in the locality bounded by Veer Nariman Road, Mint Road, Sir Phirozshah Mehta Road and Dr. Dadabhoy Navroji Road. Works at (c) and (d) were in progress at the end of the year, and are expected to be completed early next year.

(63) The Plate Bending Machine purchased in 1953 was installed at Souter Street Workshop and put into commission and about 7,370 R. ft. of steel pipes varying in sizes from 12" to 30" were fabricated departmentally for various works in the City and the Suburbs. About 160 Cwt. of steel specials such as branches, bends, saddle pieces, elbows etc., were also fabricated.

VII.—REMODELLING BRANCH

(64) As the final stage of Vaitarna-cum-Tansa Scheme was nearing completion it was considered necessary to remodel the existing distribution system with a view to ensuring that the additional supply brought to the City is equitably distributed to the Reservoirs and the area in the north of the City, which are at present supplied directly from the trunk mains. The work of remodelling the distribution system falls under the following three groups:—

	Estimated cost.
	Rs.
I.—Area served by the Malabar Hill Reservoir	... 11,68,746
II.—Area served by the Bhandarwada Hill Reservoir	... 43,47,025
III.—Area in the North of the City served by direct supply	... 28,59,008
Total cost	... 83,74,779

As the 'G' Ward was very deficient in supply various works for the improvement of water supply to the extent of Rs. 7,91,407 were carried out during the year. It will be necessary to carry out the following works for completing the remodelling of the distribution system in the areas served by the Malabar Hill Reservoir:—

	Rs.
(1) Laying a 48" outlet main and converting the existing 32" Tansa inlet main into outlet main to serve Tardeo, Warden Road and Gowalia Tank Road	... 1,25,025
(2) Laying a 24" feeder main in Gowalia Tank Road from Nana's Chowk to Kemp's Corner.	1,82,115
(3) Laying an 18" main in Tardeo Road from Hornby Vellard upto Tardeo Tram Terminus.	1,89,410
(4) Laying a 12" main in Walkeshwar Road outlet from Malabar Hill Reservoir along Siri Road to join with the existing 12" main in Walkeshwar Road	... 36,620
(5) Laying 18" Main in Gowalia Tank Road	... 3,73,695

In order to control direct supply and to improve pressures in elevated areas of Forjett Hill, Forjett Street and Gowalia Tank Road, a 12" pump supply main was laid in Gibbs Road and Gowalia Tank Road. Also with a view to prevent interruption of supply in 12" syphon main when there was low level in the reservoir, an outlet main was laid in Walkeshwar Road and low lying areas at Dadyseth Road and Babulnath Road. Tenders were invited for the work of fabricating steel pipes of sizes 24", 30", 36", 48", diameter for the various outlets from Bhandarwada Hill Reservoir and the contract was awarded but the work was not commenced.

VIII.—SURVEY AND DESIGN BRANCH

(65) Several proposals for laying water mains for improvement of water supply of the City were formulated during the year and 265 estimates, for provision and enlargement of water mains and other works, amounting to about Rs. 4,08,11,800 were prepared and submitted to the Preparation of Plans and Estimates. Works Committee and the Corporation for sanction.

(66) 1766 Estimates of compounded water charges for water used for construction purposes were framed as against 1,282 in the preceding year, resulting in a total revenue estimated to yield Rs. 8,57,761 as against Rs. 6,02,698 in the preceding year. In addition 1,541 cases as against 394 in the preceding year of Suburban Branches were dealt with, resulting in a revenue estimated to yield Rs. 4,06,093 as against Rs. 53,013 in the preceding year.

(67) Statements and reports of (a) Lake levels, (b) Storage of Water in lakes, (c) Discharge through Trunk Mains, (d) Rainfall in different districts, (e) Bacteriological and Chemical Analysis of Water, (f) Short supply complaints, (g) Chlorine and Ammonia Dosages, (h) Exhaust Water from Hydrostat, (i) Pressure Charts, (j) Venturi Meter Charts, were prepared and maintained. The statement in respect of item Nos. (a), (b) (c) and (d) were submitted to the Standing Committee every month and during the monsoon every week.

IX.—STANDARDS BRANCH

(68) Standards Branch continued to function for the department both as regards re-organisation of the Suburbs and the scrutiny of various proposals for increasing the staff resulting from new development works and increased activity of the department.

X.—WORKS OF INTEREST

(69) The structure supporting the cast iron watertank of 60,000 gallons capacity is about 60 ft. high, built of thick masonry walls. Several cracks in the masonry work were observed and to ascertain the cause of these "tell tale" marks were affixed to these cracks. This was kept under observation by taking theodolite readings to ascertain if further leaning of the walls took place. From the readings taken it was observed that South and North walls had gone out of plumb and there was an apparent danger to the whole structure.

The load from the structure was therefore immediately relieved by keeping less level of water in the overhead elevated tank. Arrangements were also made to supply water to the elevated area of Carmichael Road, Ridge Road and Altamount Road, hitherto supplied by the elevated tank, by resorting to direct pumping in the mains during supply hours. It was also decided to locate a new tank of one lac gallons capacity on the plot opposite Kamala Nehru Park on a new structure with steel frame-work. The design and preparation of the drawings of the new tank has been taken in hand.

(70) In deference to the general demand from the public and in furtherance of the policy of the Corporation for creating beauty spots in the City it was decided to provide permanent decorative lighting in the Kamala Nehru Park and Sir Phirozshah Mehta Garden along Gibbs Road. This work was completed by January 1956 at an estimated cost of Rs. 2,355 and the gardens were lighted during all Saturdays, Sundays and Public Holidays. This was much appreciated by the public and the distinguished visitors visiting this great City.

(71) The following cross connections were made in the Outside City Division in connection with the laying of new 96" water main for bringing additional water from the Tansa Lake.

- Major connections and Cross Connections in the Outside City Division
- 24" Cross connection on downstream side of Mohili Anchor Block between 72" East, West and 96" Steel Main.
 - 24" Cross connection on Upstream and Downstream side of Jamboli Anchor Block between 72" East, West and 96" steel main.
 - 24" Cross connection on Upstream side of Kirawli Anchor Block between 72" East, West and 96" Steel Main.
 - 24" Cross connection on upstream side of Powai Anchor Block and cownstream side of Bhandup Anchor Block on 72" East and 96" Steel main only.
 - 24" Cross connection on Downstream side of Bandra Anchor Block between 57" East and West and 96" Steel Main.

A 12" Water connection on the 72" West Main in Kasheli Division was made to supply water to the Bhiwandi Nizampur Municipality.

(72) Initially an amount of Rs. 61,465 was given for the layout of Powai Park and the work was taken in hand last year. As this amount was not adequate enough to develop an area of 43 acres, the estimate was revised to Rs. 1,29,896 and the work was in progress. A plot admeasuring about eleven acres on the opposite side of the hill is also to be developed for the use of public, for which an amount of Rs. 18,656 has been provided. The work of developing both these sites is likely to be completed by the middle of the next year. On completion of these parks, public will have more amenities for picnic spots and the influx of visitors at Vihar is expected to be distributed between the two lakes, which are located close to each other.

XI.—GENERAL

(73) Several demands made by the Labour Union were considered and a majority of them were disposed of by the Municipal Commissioner. Cordial relations prevailed between the Labour and Administration throughout the year. Two meetings of the Joint Labour Council were held. The Council comprises of five officers with the Hydraulic Engineer as the Chairman, five representatives of the Labour staff and the labour Officer as *Ex-Officio* Member. The Secretary of the Union attended the Meetings in advisory capacity.

(74) (a) Revenue.—The total expenditure incurred on Water Works amounted to Rs. 1,85,09,240 which include Rs. 1,41,64,868 for Interest, Sinking Fund Charges etc., for loans raised for Water Works, Rs. 6,75,770 for proportionate charges for General Superintendence and Revenue Collection and Rs. 2,14,919 for Provident Fund and Pension Charges. The total revenue derived from Water Works was Rs. 2,25,70,836 the excess of income over expenditure being Rs. 40,61,596.

(b) Loan Fund.—The total expenditure incurred during the year, out of Loan Funds was Rs. 44,48,744

J. D. DAROGA,
M.Sc. (Eng.) (Lond.), B.E., A.M. Inst. C.E.
M.I.E., A.M.I. Mech. E., M.I. P.H.E., D.I.C. (Lond.).

Hydraulic Engineer.

APPENDIX III











(Vide Para 4)

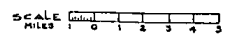
Supply Statistics (1955-56)

(1) Quantity of water supplied to the Greater Bombay during the year in million gallons	...	51,157.50
(2) Quantity of water supplied to the City proper during the year in million gallons	...	45,067.50
(3) Quantity of water supplied to the Greater Bombay during the previous year in million gallons	48,822.40	
(4) Increase over the previous year's supply in million gallons	...	2,335.10
(5) Quantity of water supplied to the Thana Municipality, Nowpada and Kopri colony in million gallons not included in Item 1 above	...	241.24
(6) Total quantity of water supplied to all concerns outside the limits of Greater Bombay in million gallons, including Item No. (5) above.	...	385.03
(7) Average daily supply during the year in million gallons to City proper	...	123.13
(8) Average daily supply during the year in million gallons to Greater Bombay	...	139.77
(9) Average daily supply during the previous year in million gallons to Greater Bombay	...	133.76
(10) Increase over previous year's average daily supply in million gallons to Greater Bombay	...	6.01
(11) Population of the City as per Census Report of 1951	...	23,31,955
(12) Population of Suburbs as per Census Report of 1951	...	5,10,161
(13) Population of Greater Bombay as per Census Report of 1951	...	28,42,116
(14) The maximum supply per day during the year in million gallons on 19th January 1955	...	143.40
(15) The minimum total supply per day during the year in million gallons on 15th May 1954	...	119.50
(16) Total quantity conveyed by the two 72" mains during the year in million gallons	...	34,381.00
(17) Average quantity of water conveyed daily by the 72" mains in million gallons	...	93.94
(18) Total quantity of water conveyed by the Duct during the year in million gallons	...	6,785.30
(19) Average quantity of water conveyed daily by the Duct in million gallons	...	18.54
(20) Total quantity of water conveyed by the 48" Vihar main during the year in million gallons from Vihar Lake	...	8,476.10
(21) Average quantity of water conveyed daily by the 48" Vihar Main in million gallons from Vihar Lake	...	23.16
(22) Total quantity of water conveyed by the 24" Tulsi Main during the year in million gallons	...	1,515.10
(23) Average quantity of water conveyed daily by the 24" Tulsi main during the year in million gallons.	...	4.13
(24) Quantity of water supplied in million gallons for domestic purposes during the year to the City	...	35,428.17
(25) Quantity of water supplied in million gallons for domestic purposes during the year to Suburbs	...	3,453.00
(26) Quantity of water supplied in million gallons for domestic purposes during the year to Greater Bombay	...	38,881.17
(27) Average quantity of water in gallons supplied for domestic purposes per head per day (Census of 1951) to the City	...	41.51
(28) Average quantity of water in gallons supplied for domestic purposes per head per day (Census of 1951) to Suburbs	...	18.49
(29) Average quantity of water in gallons supplied for domestic purposes per head per day (Census of 1951) to Greater Bombay	...	37.38
(30) Average daily supply (for all purposes) in gallons per head per day to the City	...	52.80
(31) Average daily supply (for all purposes) in gallons per head per day for Suburbs	...	32.61
(32) Average daily supply (for all purposes) in gallons per head per day for Greater Bombay	...	49.17
(33) Percentage of water supplied for domestic purposes to total supply in Greater Bombay	...	76.00
(34) Percentage of water supplied for other purposes to total supply in Greater Bombay	...	24.00

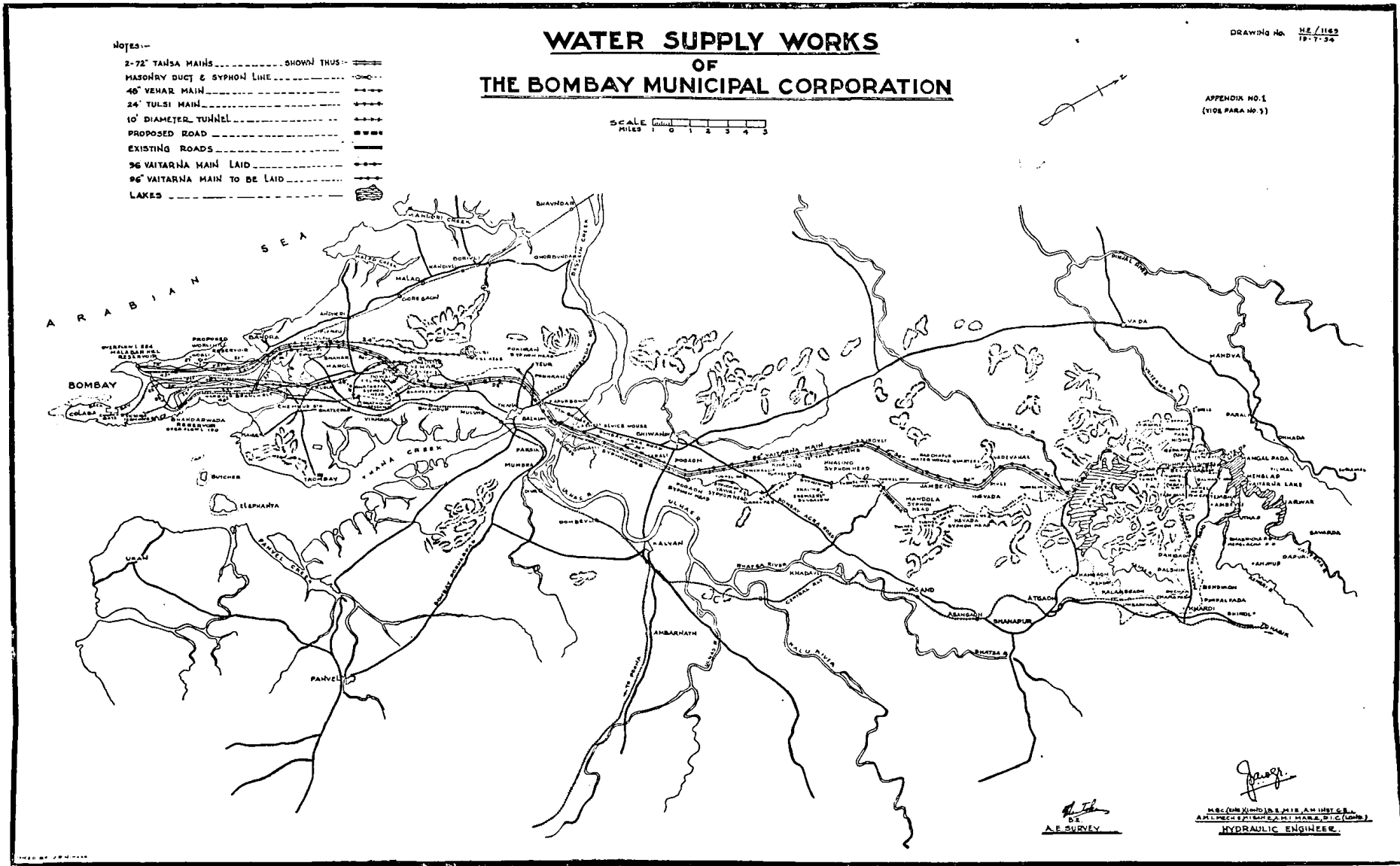
WATER SUPPLY WORKS OF THE BOMBAY MUNICIPAL CORPORATION

DRAWING No. **HE / 1162**
19-7-34

- Notes:-
- 2-72" TAINSA MAINS SHOWN THUS: 
 - MASONRY DUCT & SYPHON LINE 
 - 48" VEHAR MAIN 
 - 24" TULSI MAIN 
 - 10' DIAMETER TUNNEL 
 - PROPOSED ROAD 
 - EXISTING ROADS 
 - 96" VAITARNA MAIN LAID 
 - 96" VAITARNA MAIN TO BE LAID 
 - LAKES 



APPENDIX NO. 1
(VIDE PARA NO. 3)

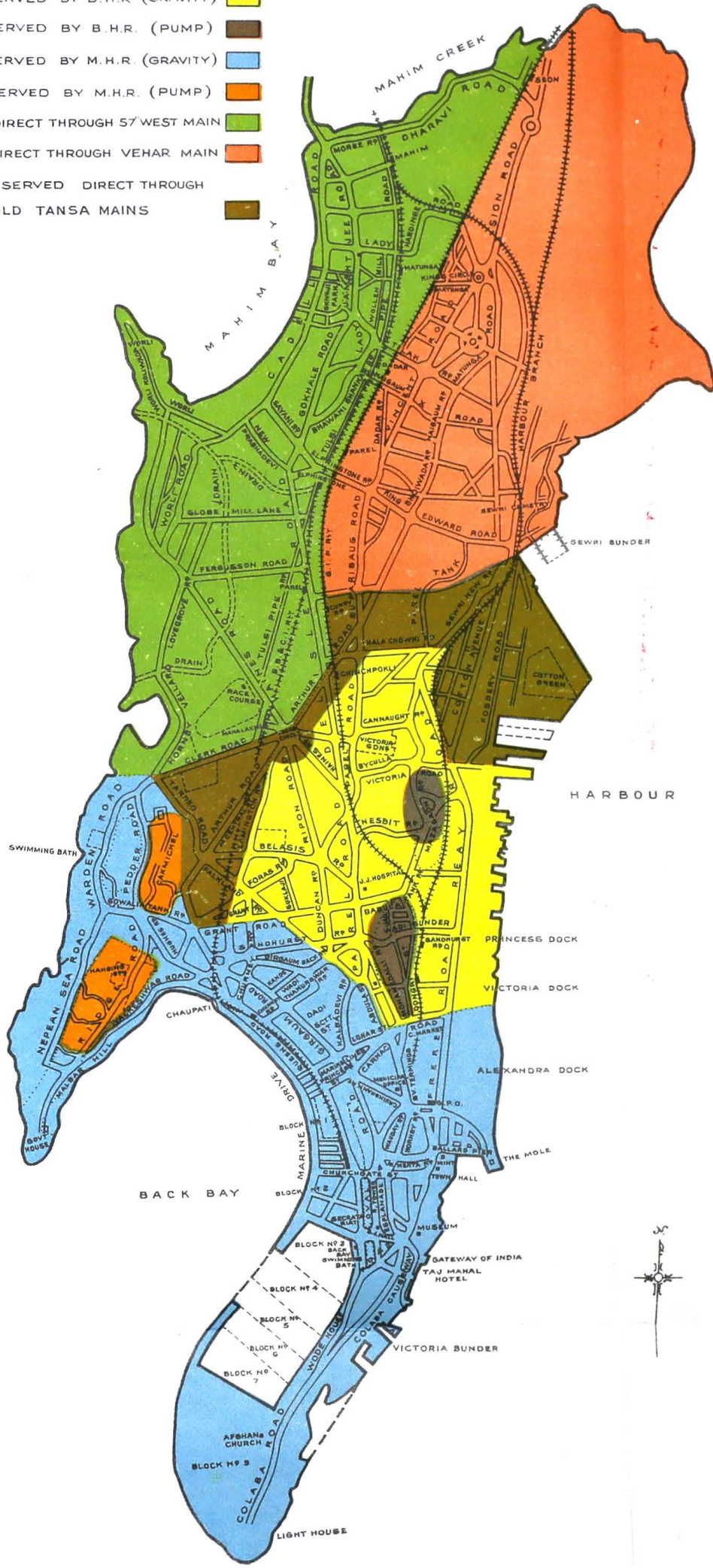



 A.E. SURVEY
 M.B.C. (MUM.) NO. 10, 8, 118, A. INST. C.E.,
 A.M.I.E.C.E. (HYDRAULIC), M.I. (HYDRAULIC), D.I.C. (LOND.)
HYDRAULIC ENGINEER.

ZONES OF WATER SUPPLY

APPENDIX II
(VIDE PARA No. 3)

- 1) AREA SERVED BY B.H.R. (GRAVITY)
- 2) AREA SERVED BY B.H.R. (PUMP)
- 3) AREA SERVED BY M.H.R. (GRAVITY)
- 4) AREA SERVED BY M.H.R. (PUMP)
- 5) G WARD DIRECT THROUGH 57' WEST MAIN
- 6) F WARD DIRECT THROUGH VEHAR MAIN
- 7) AREA SERVED DIRECT THROUGH 48" OLD TANSA MAINS



APPENDIX IV

(Vide Para 4)

Statement showing Quantity of water used for different purposes during the year 1955-56.

Particulars	Quantity in million gallons	Percentage	REMARKS
(1) Milch Cattle Stables	43.21	.056	Metered
(2) Other Stables	12.12	.027	"
(3) Textile Mills	3,694.90	8.198	"
(4) Dyeing, Printing and Bleaching Mills	437.93	.972	"
(5) Gymkhanas, Playgrounds etc.	86.49	.192	"
(6) Race Course	61.26	.136	"
(7) Industries	1,076.29	2.388	"
(8) Laundries and Dhobighats	145.85	.324	"
(9) Lodging and Boarding Houses	187.20	.415	"
(10) Hotels	53.39	.118	"
(11) Restaurants	404.15	.897	"
(12) Flour Mills	17.76	.039	"
(13) Private Hospitals	33.61	.075	"
(14) Aarey Milk Colony	651.16	1.445	"
(15) Railways	810.04	1.797	"
(16) Bombay Port Trust	598.83	1.329	"
(17) Private Markets	20.76	.046	"
(18) Bakeries	29.22	.065	"
(19) B. E. S. & T. Undertaking Properties	62.22	.138	"
(20) Municipal Dhobighats	86.71	.192	"
(21) Cultivating Lands	14.69	.033	"
Total Supply by Meter Measurement for Trades	8,527.79	18.922	
(22) Building Works	428.28	.950	Unmetered
(23) Fire Purposes	3.04	.007	"
(24) Leakage detected and remedied	5,79.95	1.287	Vide App. No. XIX
(25) Road Construction	2.01	.005	"
(26) Road Watering and Cleaning Gullies	0.04	.001	"
(27) Gully Flushing	96.76	.215	"
(28) Miscellaneous such as, Drainage and Sewerage Works, Public Conveniences, Hospitals, Charitable Institutions	1.45	.003	"
Total Supply for Public Purpose	1,111.54	2.467	
(29) Domestic Supply to City—			
(a) Metered	4,477.66		
(b) Unmetered	30,950.51		
Total Quantity of Water Supplied to the City	35,428.17	78.611	Per Capita Consumption for domestic purposes is 41.51 gallons per head per day.
Suburbs—			
(a) Domestic	3,453		
(b) Non-domestic	2,637		
Total Quantity of Water Supplied to Suburbs	6,090.00	13.549	Per Capita Consumption for domestic purposes is 18.49 gallons per head per day.
Total Quantity of Water Supplied to City and Suburbs	41,518.17	92.160	

Note.—The total quantity of water supplied to the City and Suburbs i.e., Greater Bombay was 1,157.50 million gallons.

APPENDIX No. VI

(Vide Para 4)

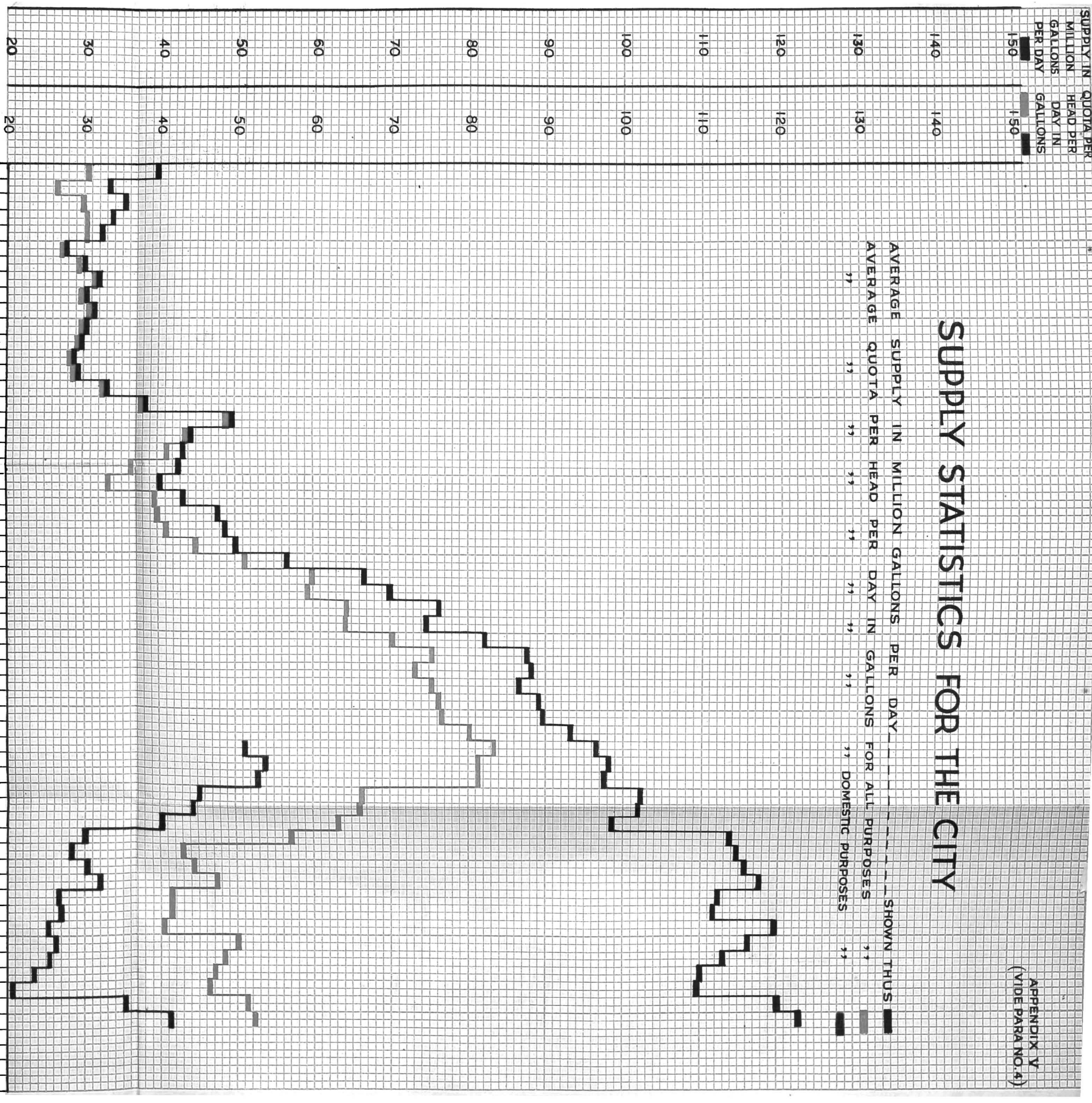
Statistics of the Lakes for 1955-56.

Serial No.	Particulars.	Tansa.	Vehar.	Tulsi.	Powai.	Vaitarna.
1	Distance from Bombay (Town Hall) in miles by road	66	18	22	17	74
2	Water spread at full supply level in square miles	7.38	2.81	0.52	0.57	3.3
3	Total catchment area in square miles	52.50	7.32	2.61	2.58	174.00
4	Total rainfall in inches	116.28	114.67	127.11	134.25	145.57
5	Average rainfall of the preceding 5 years	98.73	101.63	117.44	108.94	117.31
6	Number of wet days	110	102	103	114	106
7	Decrease and increase in rainfall as compared with average of preceding 5 years	+17.55	+13.04	+9.67	+25.31	+28.26
8	(a) Number of days in which rainfall was between 1" and 2"	27	25	28	20	25
	(b) Number of days in which rainfall was between 2" and 3"	15	5	13	9	15
	(c) Number of days in which rainfall exceeded 3"	5	8	6	10	10
9	Maximum rainfall per day in inches	4.70	4.86	6.43	6.71	6.83
10	Date of maximum rainfall	25-8-55	24-8-55	13-7-55	24-8-55	25-8-55
11	The lake commenced to overflow when the rainfall amounted to inches	60.98	Did not overflow	86.62	56.90	42.12
12	Date on which the lake started overflowing	12-8-55	...	19-8-55	1-8-55	23-7-55
13	Number of days the lake overflowed	47	Did not overflow	32	53	82
14	Number of times the lake overflowed	35	Nil	2	2	1
15	Quantity of water that overflowed over the waste-weir in million gallons	34,598	Nil	1,874	...	2,21,240
16	Quantity of water overflowed equivalent to number of days of supply to Greater Bombay	247	Nil	13	...	1,583
17	Full supply level of the lake in Town Hall Datum	422.00	264.50	456.60	195.00	511.00
18	Usful contents of the lake at full supply level in million gallons above the lowest outlet.	40,660	9,120	2,295	1,200	*26,760
19	Highest level reached during the year in T.H.D.	422.08	262.14	457.80	195.22	518.70
20	Date on which the highest level was reached	24-8-55	13-9-55	28-8-55	24-8-55	10-8-55
21	Lowest drawable levels.	385.00	234.50	430.00
22	Drawable capacities in million gallons when the lakes are full.	35,275	8,425	1,771
23	Lowest level reached during the year in T.H.D.	395.33	241.33	432.41	184.49	416.09
24	Date on which the lowest level was reached	21-6-55	23-6-55	17-6-55	21-6-55	12-8-55
25	Contents of the lake at the lowest level reached in million gallons	12,784	2,137	629	290	Nil
26	Contents of the lake at lowest drawable levels in million gallons	5,403	713	524*
27	Useful storage carried over for the next year	7,381	1,424	105	...	Nil
28	Quantity of water required to fill up the lakes to full supply level from the lowest level reached, in million gallons	27,876	6,983	1,666	...	26,850*
29	Percentage run off into the lake from the catchment as per rainfall registered at the lake	75.99	52.81	75.70
30	Quantity of water brought into the City and Suburbs during the year in million gallons	41,166.30	8,476.10	1,515.10
31	Average quantity of water brought into the City and Suburbs per day in million gallons	112.47	23.15	4.13
32	Total loss of water due to evaporation, leakage and absorption in million gallons during the dry-period of 8 months	6,483	1,106	587
33	Average loss of water per day due to evaporation and other losses during the dry months in million gallons (8 months)	26.57	4.53	2.40
34	Total loss of water due to evaporation only in million gallons for 7 dry months of the year	2,937.75	886.30	212.89
35	Average loss of water per day due to evaporation only in million gallons for the 7 dry months of the year.	13.79	4.17	.99

+ Which will increase to 535 T.H.D. when the gates are provided.

* At the present supply level of 511 T.H.D.

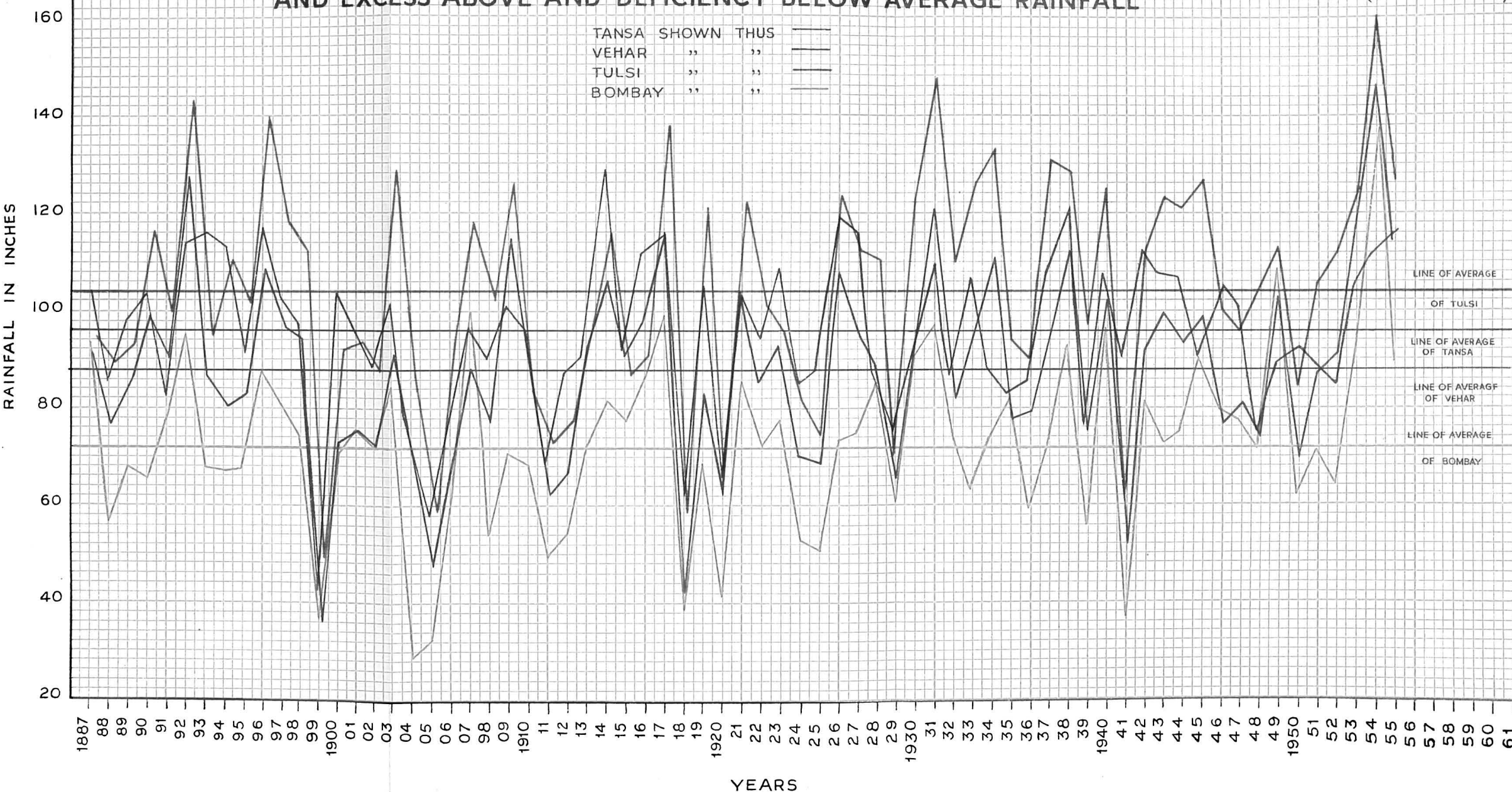
SUPPLY STATISTICS FOR THE CITY



**GRAPH SHOWING
ANNUAL RAINFALL IN INCHES FROM 1887
AND EXCESS ABOVE AND DEFICIENCY BELOW AVERAGE RAINFALL**

APPENDIX VII
(VIDE PARA NO.4)

TANSA	SHOWN	THUS	
VEHAR	"	"	
TULSI	"	"	
BOMBAY	"	"	



APPENDIX No. VIII

(Vide Para. 44)

Hours of Supply in Different Localities. (All timings indicated in Standard Time).

Serial No.	Locality.	Hours of Supply.
1	Areas served by Malabar Hill and Bhandarwada Hill Reservoirs, except Colaba and Fort.	5.00 A.M. to 7-30 A.M. 8.00 P. M. to 11-00 P. M.
2	Areas served by Malabar Hill Reservoir through 12" Siri Road Outlet	... 7.30 A. M. to 11-30 A.M.
3	Colaba and Fort Areas	... 7.00 P. M. to 7-30 A. M.
4	Pump supply to Gibbs Road and Ridge Road	... 8.00 P. M. to 7-30 A.M. 5.00 P. M. to 5-30 P. M.
5	Pump supply to Gowalia Tank, Ragavji Road and Forjett Hill	... 7.30 A. M. to 9.30 A.M.
6	Direct supply to Peddar Road and Warden Road Area	... 5.00 P. M. to 8.00 P.M. 11.00 P. M. to 11.00 A. M.
7	Pump supply to Mazagaon Area	... 6.00 P. M. to 8.00 P. M.
8	Reservoir supply to Dongri Area	... 6.30 P. M. to 8.00 P. M.
9	Pump Supply to Dongri Area	... 8.00 P. M. to 11.00 P. M.
10	Direct supply to F' and G' Wards	... 8.00 P. M. to 11.00 P.M. 5.00 A. M. to 7.30 A. M.
11	Direct supply to Worli Sea Face, and Pochkhanawalla Road	... 5.00 P. M. to 11.00 A. M.

APPENDIX No. IX

(VIDE PARA No. 45)

Statement Showing Short Supply Complaints in the City.
(For the last 17 years)

Months	1939-40	1940-41	1941-42	1942-43	1943-44	1944-45	1945-46	1946-47	1947-48	1948-49	1949-50	1950-51	1951-52	1952-53	1953-54	1954-55	1955-56
April ...	280	345	750	147	481	280	307	396	440	479	931	1,017	1,145	1,369	1,969	1,726	1,575
May ...	275	440	420	196	352	276	287	335	520	458	1,208	1,390	1,273	1,388	2,067	1,694	1,285
June ...	235	390	322	540	333	304	312	345	610	488	771	1,277	1,385	1,412	1,982	1,621	1,382
July ...	260	151	345	204	281	196	210	356	441	530	1,112	1,311	1,288	1,336	1,834	1,209	1,110
August ...	158	122	240	211	131	232	217	280	320	569	851	1,143	1,567	1,285	1,797	912	741
September	195	150	360	108	115	174	250	230	329	682	931	1,143	1,538	1,280	1,695	858	951
October ...	212	130	620	220	201	421	361	277	425	730	877	1,400	1,773	1,340	2,245	1,094	1,096
November	222	180	518	227	332	472	387	289	304	593	929	1,448	1,211	1,304	1,819	975	1,003
December	152	140	360	184	159	268	217	328	351	546	928	1,109	1,175	1,467	2,058	872	1,045
January ...	160	225	221	138	131	230	192	328	296	488	776	1,286	1,153	1,219	1,924	678	772
February	120	170	292	188	135	171	211	305	296	598	916	1,242	1,206	1,349	1,908	823	970
March ...	135	485	211	352	232	246	272	458	456	728	920	1,322	1,197	1,712	2,127	1,167	1,445
Total ...	2,474	2,978	4,674	2,715	2,883	3,270	3,223	3,927	4,782	6,889	11,150	15,256	15,911	16,461	23,425	13,629	13,375

APPENDIX No X

(Vide para 52)

Statistics of the work done by the rewashing staff during the year 1955-56.

Ward.	No. of re-washing Mukadams.	No. of houses inspected.	No. of taps inspected.	No. of taps re-washed.	Per centage of 5 to 4.	No. of other defects found	No. of Notices issued.	No. of Court actions taken.	No. of taps renewed
1	2	3	4	5	6	7	8	9	10
A ...	2	2,182	29,927	3,999	13.3	394	257	5	25
B ...	2	2,944	24,297	4,939	20.3	432	285	5	73
C ...	2	5,332	30,323	8,032	26.4	1,428	1,384	113	154
D ...	2	42,99	67,932	6,478	9.5	242	65	...	131
E ...	2	5,840	44,592	5,882	13.2	539	153	1	324
F ...	2	2,523	46,845	5,609	11.9	284	113	1	128
G ...	2	3,569	37,725	4,798	12.7	551	90	2	59
Total ...	14	26,689	2,81,641	39,737		3,870	2,347	127	894

BOMBAY FIRE BRIGADE

1. Shri M. G. Pradhan was in charge of the department from 1st April 1955 to 18th May 1955 and thereafter Shri S. G. Vengsarkar took over the charge.

2. **Calls.**—During the year, the Fire Brigade Department attended 1,658 calls, of which 1349 calls were for actual fires numbering 992. Out of 992 fires, 10 fires were due to fireworks, one being of a serious nature at Masjid Bundar Road on 11th November 1955.

As will be observed from Appendix IV, there has been a sharp rise in actual fires and malicious calls in November 1955 and January 1956, as a result of disturbances in the city. The fires due to incendiarism and malicious calls are as follows:—

	Fires	Malicious
November 1955	22	8
January 1956	174 (4 serious)	41

The Brigade also rendered special services on 191 occasions, viz., 108 for house-collapse, 12 for rescue purposes and 71 for other services such as leakage of dangerous gas etc. The number of false calls recorded was 309, of which 132 calls were due to mischievous interference with fire alarms, 25 were given with good intention and 152 were due to defects in fire alarm system. Summary showing the number of calls in the section of each Fire Station, together with the number of appliances attended and methods employed in extinguishing fires, is given in Appendix I.

3. **Fire Alarms.**—The total number of fire alarms including private ones spread over in the city is 206 and these are connected to 9 Fire Stations. One fire alarm has since been discontinued by a private party. It would be of interest to note that about 46 per cent. of the total calls received for fires etc., were transmitted through these street fire alarms. The Brigade got one person arrested by Police for malicious interference with the fire alarms.

4. **Serious Fires.**—There were 8 major fires, where the cost of properties and contents damaged by fire exceeded rupees one lakh. The highly inflammable substances like nitrate-films, plastic and rubber goods, large stock of copra and oil, cotton bales, methylated spirit etc., were involved in these fires. Most of the serious fires, apart from intentional ones, which are two in number, could have been averted, had it not been for the following principal causes:—

- (i) Unauthorized storage of inflammable articles;
- (ii) Indiscriminate and heavy storage exceeding the permissible limits,
- (iii) Lack of proper fire-precautionary measures;
- (iv) Negligence, and
- (v) Late calls to the Fire Brigade.

Brief details of the most serious fires during the year will be found in Appendix II.

5. **Fire Loss.**—The estimated loss to properties damaged or destroyed by fire during the year under report was about Rs. 66,93,500 as against Rs. 31,25,100 in the previous year. This includes an exclusive loss of Rs. 40,10,000 of the Indian Naval Wireless Station at Mahul where valuable wireless machineries were severely damaged by fire. One of the reasons responsible for the fire losses, which is to the tune of nearly Rs. 8,63,000 is due to the disturbances in the city in November 1955 and January 1956. Barring these two, the estimated loss is to the extent of Rs. 18,20,500 which definitely shows a marked decrease in the fire-losses. This can be attributed to the growing consciousness amongst the public in matters relating to fire risk and the strict vigil of the Fire Prevention Section of the department during their day-to-day inspection.

6. **Insurance.**—The value of insurance of properties affected by fire was about Rs. 66,93,496 and the total value of properties involved was about Rs. 1,49,73,84,679. Monthly summaries of fires and different types of occupancies involved in fires during the year are given in Appendices III and IV respectively.

7. **Water Supply.**—Water supply from mains for extinguishing fires was satisfactory and the staff of the Water Department attended promptly to the requirements. There had been at times, some unavoidable delays due to the restricted hours of normal supply to the city and the short supply of water in general. The approximate quantity of water used in extinguishing fires during the year was 35,07,509 gallons of which 28,99,717 gallons were drawn from the Municipal mains and the rest from sea, tanks, wells etc.

8. **Lives lost.**—During the year, 15 persons were found to have been burnt to death before arrival of the Brigade while 33 persons who received injuries, died subsequently in hospitals. It may, however, be mentioned that out of these 48 persons who had lost their lives, only 2 were burnt to death due to serious fire, and the remaining 46 were due to accidents such as bursting of oil-pressure stoves, wearing apparel coming in contact with seagreen oil-lamps etc. Of these, 42 were females while 6 were males. The cases wherein the females were found with fatal burns were investigated by the officers and most of them were found to be doubtful. Out of 42 women who lost their lives, except one, all were between the ages of 14 and 40 years. Full particulars are given in Appendix V. Minor injuries at fires and house collapses were received by 117 persons who were discharged after medical treatment.

The Brigade was also called out to attend house collapse incidents in which 51 persons had received injuries. However, it is gratifying to note that no one had succumbed to these injuries. The Brigade rendered first aid to 41 persons and removed them to hospitals in Brigade Ambulances. The remaining 10 persons were taken to hospital before the arrival of the Brigade.

9. *Appliances.*—During the year under report, the following fire appliances were received and put into commission by the Brigade:—

- (1) One Rolls Royce Fire Engine with Fire Escape.
- (2) Two Fire Engines Diesel driven with Ajax Extension Ladders.
- (3) One Trailer Fire Pump.
- (4) One Motor Fire Tender.
- (5) One Motor Control Post.
- (6) One Station wagon.

Out of the above, first three have been received from abroad while the rest were ordered locally. Orders are being placed during the year 1956-57 for the following fire appliances:—

- (1) Two Motor Pumps with Escapes.
- (2) One Motor Turntable Ladder.
- (3) One Motor Emergency Tender.

The order in respect of one tanker-type Fire Engine with 400 gallons capacity tank and extension ladder has already been placed for the proposed Fire Station at Vikhroli.

10. *General.*—There was no increase in the total number of Fire Stations in the City which remained at 12 Stations only. However, a provision for the construction of 2 Fire Stations one at Chembur and one Vikhroli, was made in the Budget Estimates for 1955-56. The proposal for a Fire Station at Vikhroli is being pursued.

Inspections of hydrants was regularly carried out throughout the year and the defects detected were remedied wherever possible by the staff of the Water Department.

This department had inspected storages of dangerous petroleum and cinematograph films under reference from the Police Commissioner and also inspected theatres, temporary structures, places of public entertainment etc., and gave necessary advice on fire precautionary measures.

During this year 4 Station Officers were detailed for the inspection of hazardous storages, trades etc. The total number of premises inspected was 3,987.

The Government of India continued to control storage and handling of cinematograph films with nitrate base and issued licences for the same. It may however be stated that the Brigade attended several fires in unauthorised storages of inflammable articles, films etc. One such serious fire had occurred on 18th January 1956 in a building on premises No. 47-49, Mahomedali road, wherein large quantity of waste films were destroyed by fire. Two persons sleeping on footpath lost their lives, while 3 newly born babies, who received burns, were rescued from the hospital on upper floor.

This department has been carrying on joint inspection with the Explosives Department, Government of India, where the parties are required to obtain licences from that department.

261 cases of complaints involving fire risks were received by this department for investigation and the departments concerned were informed of objectionable storages as well as precautionary measures to be taken in other cases.

11. *Extra Curricular Activities*

(i) *Trainees from outside*—Four candidates, one each from Poona, Kolhapur, Indore and Belgaum Municipalities were undergoing training in 3 months fire fighting course. One candidate from the B.E.S.T. Undertaking and 16 candidates from Aerodrome Officer, Bombay Air Port were given training in one month short term fire fighting course.

(ii) *Visits by Institutions, Lectures etc.*—Five local school and students from Allahabad University and from Satara were given demonstration in fire fighting and rescue operations on 7 occasions at Headquarters, Byculla. Lectures on fire-fighting to 3 local schools were also arranged by the Brigade.

(iii) *Training to Members of the Brigade.*—The crew of the Emergency Tender was trained in the use of the special gears and other equipments in order to enable them to impart intensive training to other members of the staff at other stations. The Motor Emergency tender was sent round to stations for a number of days at a time and this novel method proved very successful.

The Brigade had recently adopted a new method of training the staff in physical drills interspersed with games to make it more interesting, improving their agility and grasping power by co-ordinating their minds and muscles.

(iv) *Revised method of recruitment.*—During the year, a new method of recruitment of firemen and officers was adopted to enable to select the best and able-bodied from the number of candidates and the age-limit was curtailed to 25 years instead of 30 years as was prevalent in the past. The new tests are high jump and broad jump for firemen and for station officers, carrying a "dummy" weighing 140 lbs., by a "Firemen's Lift" to a distance of 75 yards and thereafter immediate medical examination by the Fire Brigade Surgeon.

(v) *Fire Drill Competitions.*—The annual competitions in (i) Trailer Fire Pump and (ii) Fire Escape and Hydrant Drill, were held in March 1956. The Colaba Fire Station won the former event and Byculla Fire Station, the latter. Shri P. R. Nayak, I.C.S., the Municipal Commissioner, presided on the occasion and distributed the prizes.

(vi) *Welfare Activities.*—The Municipal Corporation have sanctioned an amount of Rs. 2,000 annually for the welfare and other recreational activities to the staff. Six new 'Murphy' Radio Sets were purchased and distributed to six fire stations in the city. The first Sports Meet for the staff was arranged in February 1956 and this has given an impetus to members of the Brigade in various activities of sports. Shri Vasant shripat Ghag won the Individual Championship. Alexandra Dock Fire Station won the Tug-Of-War Championship and Byculla Fire Station Volley Ball and Hu-Tu-Tu Championships in the Inter-Stations Tournaments. Shri Naval S. Tata, presided on the occasion and distributed prizes and commendation certificates.

12. *Outside City-limits Calls.*—There was only one call outside the city-limits during the year when on 26th March 1956, an emergency call for a serious fire at Karjat, 62 miles away from the city, was received and 3 fire engines under the supervision of the Chief Officer rushed to the scene. The fire was successfully tackled. This is the first time in recent years that the fire engines were called from such a long distance.

Officers on Deputation.—Shri M. G. Pradhan, Chief Officer, Bombay Fire Brigade, has been sent on deputation to Government of India as Commandant, National Fire service, College, Rampur, U.P., for a period of 3 years from 19th May 1955. Station Officer Shri G. S. Salvi, has also been sent on deputation as Fire Fighting Instructor to Home Guards, State of Bombay, from 20th August 1955.

Commendation.—Sub Officer Gopal Jagannath Desai, attached to Alexandra Dock Fire Station, was awarded one month's salary and commendation certificate for commendable work at the fire which broke out in S. S. "State of Bombay," Shed No. 16, Alexandra Dock on 22nd October 1955. He was previously awarded a silver medal and a cash prize of Rs. 250 for gallantry and devotion to duty at the fire at Haines Road on 28th March 1950.

Died in harness.—It is to be mentioned with great regret that Fireman Narayan Shivram Kadam, attached to Colaba Fire Station, was unfortunately killed while on duty on 13th November 1955. He was thrown off on the road from the fire engine that was proceeding to attend a serious fire at Suparibaug Road. He expired immediately after admission in the hospital.

Ambulance Service

Calls.—During the year the Ambulance Service attended 6854 calls within the limits of Greater Bombay and of these, 1533 were for accidents, 1581 for maternity and 3740 for hire cases, removing in all 6654 persons. This figure shows an overall increase of 466 calls over the last year's figures of 6388. First aid was rendered to injured persons on 303 occasions.

General.—The motor ambulance travelled a total distance of 60,519 miles as against 50,655 miles in the previous year. The total receipts during the year on account of hire cases amounted to Rs. 25,661 including arrears of the previous year as against Rs. 21,928 during the last year.

The cost of maintenance of the Fire Brigade Establishment, including that of ambulance service but excluding the charges of Provident Fund, Pension proportion of general supervision and revenues, dearness allowance, new works and debt charges, was Rs. 7,95,655.

Appendix No. I
BOMBAY FIRE BRIGADE

Summary of calls to Fires (including false alarms) showing the number of times appliances of the Fire Brigade attended and were used for extinguishing fires during the year 1955-56

No.	STATIONS.	NUMBER OF FIREALARMS ATTACHED.		HOW CALLED.					APPLIANCES ATTENDED.							EXTINGUISHED BY.										
		Fire Brigade.	Private.	By Strangers.	By Fire Alarms.	By Exchange Telephone.	By Police or Salvage Corps.	By Private Telephones.	Total.	Motor Pumps carrying Escapes or Ladder.	Trailer Fire Pumps.	Motor Turntable Ladder.	Motor Turntable Ladder with Pumps.	Motor Emergency Tender.	Crash Tenders.	Fire Unit.	Buckets.	Sand.	Chemical Extinguishers.	Hand Pumps.	Fire Aid Appliances.	Hydrants.	Motor Pumps.	Foam Generator.	Automatic Sprinkler heads actuated.	Smoke helmets or breathing apparatus used.
1	Headquarters ...	20	6	22	116	73	11	...	222	230	12	29	...	21	...	19	1	5	...	59	11	61	...	4	...	
2	Alexandra Docks	17	1	6	49	36	...	66	153	252	2	1	...	89	14	37	3	
3	Gowalia Tank	27	2	11	54	64	129	119	3	8	...	20	2	2	
4	Sewree	10	6	10	51	58	119	78	23	11	3	1	...	26	18	55	2	
5	Fort	17	6	15	78	68	161	134	...	68	1	5	...	30	4	12	
6	Colaba	9	2	14	5	13	32	30	3	10	3	
7	Shivaji Park	4	28	41	73	68	1	1	1	...	1	18	1	4	
8	Worli	11	33	65	109	83	42	5	...	12	4	31	15	33	...	29	2	
9	Dadar	34	3	7	64	83	154	188	12	3	1	5	1	28	6	34	...	63	...	
10	Memonwada	30	3	28	220	106	354	363	...	112	32	13	5	5	...	57	3	29	2	
11	Mandvi	...	1	1	10	73	34	...	117	86	26	1	1	2	...	21	6	76	2	
12	Andheri	5	...	40	45	39	27	...	4	2	7	...	11	
	Total ...	175	30	143	767	681	11	66	1668	1670	12	2	180	21	27	155	45	35	25	6	396	83	354	4	96	7

Appendix No. II
BOMBAY FIRE BRIGADE

Brief details of the most serious fires during the year 1955-56 :

Date.	Time.	Place.	Business.	Extinguished by	Damage.	Estimated Damage.
						Rs.
8-9-1955	8-9 P.M.	Indian Naval Wireless Transmitting Station at Mahul near Burmah-Shell Refineria.	Wireless Transmitting Station.	Naval personnel with 23 chemical extinguishers and 2 trailer pumps and firemen with 2 motor pumps.	15 transmitters, 3 control power units, a line board machine, aerial exchange machine, ceiling fans, electric installations, etc., severely damaged by fire, heat, smoke and water in a ground-floored building about 100x75 ft. (used as Wireless Transmitting Station). False ceiling of mill-boards, c.I. sheets roof, wooden frames, doors, windows, etc., severely damaged by fire, heat, smoke and water, Mangalore tiles and window panes by breakage.	40,10,000
11-11-1955	8-24 P.M.	Musjid Bunder Road, near Railway Station.	Dealers in fireworks, tea-powder, grocery articles, tarpaulins gunny clothes, etc.	Firemen with 8 motor pumps.	Large quantity of fire-works destroyed by fire and confectionery, cutlery, dry fruits, grocery articles, empty paper bags, food-stuffs, tarpaulines, etc., severely damaged by fire, heat, smoke and water, in a ground floored building with basement.	81,000
21-11-1955	10-40 A.M.	Suparibaug Road	B.E.S.T. Buseses	Firemen with two hydrant lines and 1 motor pump.	Four double decker B. E. S. T. Buses severely damaged by fire, heat, smoke and water on road.	2,00,000.
21-11-1955	2-10 P.M.	Mehatma Gandhi Road.	Do.	Firemen with 1 motor pump.	Two single-deckers and one double decker B. E. S. T. Buses severely damaged by fire, heat, smoke and water on road.	1,50,000
26-11-1955	3-05 P.M.	M.V. "Thai" at No. 13 Shed Alexandra Docks.	Cargo Ship	Firemen with 14 motor pumps and 18 jets.	Several bales of compressed cotton and rice bags containing zinc concentrated and severely damaged by fire, heat, smoke and water in No. 1 hold and bags containing iron borings, chrome slightly in No. 2 hold of motor vessel of 2,977 nett registered tonnage.	80,000
11-12-1955	6-25 P.M.	Burrows Lane, Girgaum.	(1) Dealers in methylated spirit. (2) Hardware manufacturers. (3) Dealers in dyes. (4) Printing Presses. (5) Soap factory, etc.	Firemen with 11 motor pumps.	About 10,000 gallons of methylated spirit destroyed by fire, and printing machineries, reams of papers office files, furniture, wooden boards, sign-boards, paints, printing ink, dyes, photographic materials, motor car, buffing machinery, lathe machines, electric motors, etc., severely damaged by fire, heat, smoke and water in C.I. sheds (used as godowns and factories). Doors, windows, electric installation severely by fire, heat, smoke and water.	1,46,800
19-12-1955	11-18 A.M.	Central Silk Mills, Century Mill Lane Off Globe Mill Passage.	Silk Mill	Firemen with 7 motor pumps.	Large quantity of silk yarn, cotton, power looms, electric motors, machineries, office records, etc., severely damaged by fire, heat, smoke and water, in C.I. shed used as Silk Mill. Doors, windows, wooden trusses, wooden loft, electric installation, etc., severely by fire, heat, smoke and water.	80,000
18-1-1956	4-30 A.M.	47-49, Mahomedali Road.	Mahalaxmi Transport Co.	Firemen with 7 motor pumps.	27 steel trunks, containing about 53 maunds of waste films destroyed by fire and explosives and large stock of artificial silk yarn in wooden crates, bales of sarees, machinery parts, radio accessories, office furniture, etc., severely damaged by fire, heat, smoke and water on ground floor of a six floored building about 100x60 ft. (used as shops and hospital). Doors, windows, steel shutters, wooden partition electrical installations, balconies on first and second floors also severely.	1,01,800
19-1-1956	3-06 A.M.	Divecha Glass Works, Victoria Gardens Road.	Glass bevelling works and glass merchant.	Firemen with 7 motor pumps.	Plates and glasses, machinery, wooden cases packing materials, etc., severely damaged by fire, heat, smoke and water in a ground floored building about 80x80 ft. (used as factory). Doors, windows, walls ceiling electric installation, severely by fire, heat, smoke and water.	95,000

Appendix No. II—(Contd.)

Date.	Time.	Place.	Business.	Extinguished by.	Damage.	Estimated Damage.
20-1-1956	9-39 P.M.	Wadi Bunder Road	Cotton Pressing Factory.	Firemen with 17 motor pumps.	Several bales of cotton waste, loose cotton, gunny bags, containing wool rags, cotton pressing machinery, henna leaves, gunny bags, hessian cloth severely damaged by fire, heat, smoke and water on ground and first floors of a two-floored C.I. shed and other ground floor sheds on an area about 400x200 ft. (used as Cotton press factory and godown). Shutters, windows, floors, electric installations, walls, partition roof tiles, paint work, severely by fire, heat, smoke and water.	Rs. 1,59,500
7-2-1956	11-20 P.M.	Western Railway electric traction car shed and stores department, Bombay Central, Arthur Road.	Railway stores and workshops.	Firemen with 8 motor pump.	Rubber goods, dongri cloth, cotton waste cotton reels, 3 drums of K.W. cables, soap, insulators, oil switches, electrical accessories, weighing machineries, tubing of copper, iron and brass metal, racks and cabinet, severely damage by fire, heat, smoke and water in ground floored structure with asbestos roofing about 100x40 ft. (used as stores and workshops.) Electric installations, walls, roof, shutters, windows, also severely by fire, heat, smoke and water.	2,10,000
18-3-1956	12-49 A.M.	Jai Bharat Oil Mills, Globe Mills Passage.	Oil Mills	Firemen with 7 motor pumps.	Large stock of Copra, oil cakes, drums containing cocoanut oil, grinding machinery, pipe installations, electric motors, etc., severely damaged by fire, heat, smoke and water in a ground floored building about 150x30 ft. (used as oil mills). Wooden door, windows, tiles roof, electric installation, motor lorry, severely by fire, heat, smoke and water.	1,41,000

Appendix No. III

Monthly summary of Fires and annual losses for the period from 1946-47 to 1955-56

Year.	April	May	June	July	Aug.	Sept.	Oct.	Nov.	Dec.	Jan.	Feb.	March	Total.	Estimated Loss.
														Rs.
1946-47	81	58	40	25	24	20	22	102	100	126	71	85	954	67,49,534
1947-48	47	67	51	47	45	42	61	65	70	69	71	68	703	55,77,988
1948-49	67	61	36	34	37	36	43	56	69	56	61	65	621	94,31,270
1949-50	54	75	47	45	37	58	58	72	58	46	58	58	666	59,31,086
1950-51	59	60	58	44	40	35	41	91	62	61	68	73	692	31,15,138
1951-52	56	64	45	39	39	51	51	57	46	78	50	58	634	59,32,416
1952-53	47	56	52	41	36	40	66	58	59	50	38	65	608	53,17,303
1953-54	45	53	44	40	42	46	55	93	59	53	59	68	657	28,11,894
1954-55	55	75	55	53	48	47	85	66	65	65	52	83	749	31,25,100
1955-56	95	75	56	44	40	36	39	131	72	242	86	76	992	66,93,496

Appendix No. IV

BOMBAY FIRE BRIGADE

Summary of different types of occupancies involved in fires during the year 1955-56

Month	Dwellings	Mills and Factories	Ships	Dangerous Petroleum, liquid and non-liquid, chemicals oils, etc.	Timber Khokas Firewood, etc.	Cotton waste, cotton gunny bags etc.	Cinematograph films.	Fire Works	Miscellaneous calls, coal, tram-car, motor car, etc.	Total
April 1955	13	5	...	1	1	2	2	...	77	101
May 1955	8	3	1	7	1	2	51	73
June 1955	4	4	...	3	...	3	41	55
July 1955	10	1	1	4	...	2	29	47
August 1955	6	3	...	1	1	...	29	40
September 1955	6	4	...	3	1	24	38
October 1955	3	5	2	2	...	1	28	41
November 1955	13	4	2	3	1	5	...	3	101	132*
December 1955	14	7	...	1	1	2	1	...	51	77
January 1956	18	7	2	1	12	7	1	...	195	243*
February 1956	17	8	...	3	...	2	59	89
March 1956	9	10	1	3	1	5	1	1	47	78
Total	121	61	9	32	18	31	6	4	732	1,014

* These include calls due to incendiarism during the disturbances in the City in November 1955 and January 1956, which are 22 and 174 respectively.

Appendix No. V.

BOMBAY FIRE BRIGADE

Summary of lives lost at fires during the year 1955-56, including persons who succumbed to the injuries received :—

Date.	Time.	Place	Supposed Cause	Particulars.
2-4-1955	12-25 P.M.	18-A, Falkland Road.	Unknown	... Bai Kusumbai Sitla Gulam, aged about 25 years, severely burned all over body. First aid rendered by Brigade and removed to hospital in Brigade Ambulance. Since dead.
3-4-1955	Do	10, Triluvan Road.	Do.	... Philip Merchant, aged about 45 years, burned all over body. First aid rendered by Brigade and removed to hospital in Brigade Ambulance. Since dead.
29-4-1955	9-50 P.M.	60, Dr. Atmaram Merchant Road	Doubtful	... Bai Kamalabai Gokaldas Raj, aged about 27 years, severely burned all over body. First aid rendered by Brigade and removed to hospital in Brigade Ambulance. Detained for treatment. Since dead.
6-5-1955	8-42 A.M.	Dadasaheb Phalke Road	Do	... Bai Savitribai Govind, aged about 35 years, severely burned all over body. First aid rendered by Brigade and removed to hospital in Brigade Ambulance. Since dead.
12-5-1955	7-34 A.M.	82, Old Prabhadevi Road	Wearing apparel coming in contact with naked flame	Bai Sharadbai Yashwant Desai, aged about 17 years, severely burned all over body. First aid rendered by Brigade and removed to hospital in Brigade Ambulance. Detained for treatment. Since dead.
18-5-1955	7-47 P.M.	34-A, Champsi Bhimji Road.	Wearing apparel coming in contact with naked light	Bai Radhabai Ramchandra, aged about 40 years, severely burned all over body. First aid rendered by Brigade and removed to hospital in Brigade Ambulance. Since dead.
21-5-1955	4-27 A.M.	29 Parel Village Parel Tank Road	Unknown	... Bai Satyabhamabai Baburao Chavan, aged about 25 years, severely burned all over body. First aid rendered by Brigade and removed to hospital in Brigade Ambulance. Detained for treatment. Since dead.
24-5-1955	11-48 P.M.	128, Currey Road	Wearing apparel coming in contact with naked flame	Bai Gangabai Babu Bhurwad, aged about 18 years, severely burned all over body. First aid rendered by Brigade and removed to hospital in Brigade Ambulance. Since dead.
19-6-1955	5-15 P.M.	7, 1st Carpenter Street	Doubtful	... Bai Manjulabai Laxmidas Pragji, aged about 18 years, severely burned all over body. First aid rendered by Brigade and removed to hospital in Brigade Ambulance. Since dead.
26-6-1955	1-51 P.M.	DeLisle Road	Do	... Ramchandra Sakharam Mandlik, aged about 50 years, severely burned all over body. First aid rendered by Brigade and removed to hospital in Brigade Ambulance. Since dead.
7-7-1955	5-00 P.M.	114, Keshavji Naik Road.	Do.	... Bai Bhagyavati Chatrabhuj Lodia, aged about 23 years and Hiramani Chatrabhuj, aged about 3 years, severely burned all over body. First aid rendered by Brigade and removed to hospital in Brigade Ambulance. Detained for treatment. Since dead.
23-7-1955	3-27 P.M.	165, Narayan Dhuru Street.	Unknown	... Bai Jethibai Mohanlal, aged about 25 years, severely burned all over body. First aid rendered by Brigade and removed to hospital in Brigade Ambulance. Since dead.
3-8-1955	10-40 A.M.	61, Dr. D. V. Pradhan Road, Hindu Colony.	Doubtful	... Bai Shantabai Ganpatrao, aged about 65 years, burned to death before arrival of the Brigade. Body handed over to Police.
12-8-1955	10-12 P.M.	325, Duncan Road	Light thrown down.	Bai Jiwibai Dayabhai, aged about 35 years, severely burned all over body. Removed to hospital before arrival of Brigade. Detained for treatment. Since dead.
15-8-1955	8-22 P.M.	42, Nehru Road Santacruz (East).	Unknown	... Bai Hasumatibai Rashmin Raval, aged about 25 years, burned to death before arrival of Brigade. Body handed over to Police.
24-8-1955	4-17 P.M.	Haines Road	Defective oil pressure stove.	Bai Jaiwantibai Mahipat Chavan, aged about 28 years, severely burned all over body. First aid rendered by Brigade and removed to hospital in Brigade Ambulance. Since dead.
8-9-1955	12-24 A.M.	13, Henry Road	Naked light thrown down.	Bai Elizabeth Rodrigues, aged about 29 years, severely burned all over body. First aid rendered by Brigade and removed to hospital in Brigade Ambulance. Detained for treatment. Since dead.
15-9-1955	7-44 A.M.	36-B, Lala Nigam Road.	Wearing apparel coming in contact with naked light.	Bai Tharwaji Lavji Wala, aged about 20 years, severely burned all over body. First aid rendered by Brigade and removed to hospital in Brigade Ambulance. Detained for treatment. Since dead.
24-9-1955	8-23 P.M.	30, Naviwadi Dady Sheth Agiary Lane.	Doubtful	... Bai Bhanoobai Keshavlal, aged about 18 years, burned to death before arrival of Brigade. Body handed over to Police.
19-10-1955	1-07 P.M.	Tardeo Road	Unknown	... Bai Lilavatibai Nanji Jethwa, aged about 20 years, burned to death before arrival of Brigade. Body handed over to Police.
29-10-1955	11-41 A.M.	Club Road	Doubtful	... Bai Subhadrabai K. Telgar, aged about 25 years, severely burned all over body. First aid rendered by Brigade and removed to hospital in Brigade Ambulance. Since dead.

Appendix No. V.—(Contd.)

Date.	Time.	Place.	Supposed Cause.	Particulars.
5-11-1955	11-50 A.M.	Dadabhai Road junction Green Street, Santacruz (W).	Doubtful	... Bai Tresa D'Costa, aged about 29 years burned to death before arrival of Brigade. Body handed over to Police.
5-11-1955	6-11 P.M.	56-59, New Nagpada Road.	Do.	... Laxman Narayan, aged about 20 years, severely burned all over body. First aid rendered by Brigade and removed to hospital in Brigade Ambulance. Detained for treatment Since dead.
6-11-1955	9-01 A.M.	Colaba Road	Do.	... Bai Binabai M. Lal, aged about 27 years burned to death before arrival of Brigade. Body handed over to Police.
8-11-1955	10-55 A.M.	Old Agra Road, Kuria.	Unknown	... Hemandas Ishwardas, aged about 50 years, severely burned all over body. Removed to hospital by Police before arrival of Brigade. Detained for treatment. Since dead.
27-11-1955	3-25 P.M.	Old Prabha devi Road.	Doubtful	... Bai Sulochanabai Rajaram Sakharkar, aged about 26 years severely burned all over body. First aid rendered by Brigade and removed to hospital in Brigade Ambulance. Detained for treatment. Since dead.
29-12-1955	12-13 A.M.	Gokhale Road (South).	Defective oil pressure stove.	Bai Rukminibai Krishna Parab, aged about 28 years, severely burned all over body. First aid rendered by Brigade and removed to hospital in Brigade Ambulance. Detained for treatment. Since dead.
29-12-1955	10-30 A.M.	29-E, Elphinstone Road.	Doubtful	... Bai Champabai Bhaskar, aged about 19 years, burned to death before arrival of Brigade. Body handed over to Police.
30-12-1955	9-59 A.M.	Sun Mill Lane	Defective Oil Pressure stove.	Bai Sulochanabai Raghunath Revadekar, aged about 23 years Severely burned on hands and back. First aid rendered by Brigade and removed to hospital in Brigade Ambulance. Detained for treatment. Since dead.
4-1-1956	12-57 P.M.	3, Garibdas Street	Doubtful	... Bai Lalitabai Mansukhlal, aged about 25 years, burned to death before arrival of Brigade. Body handed over to Police.
4-1-1956	7-32 P.M.	Lamington Road	Do.	... Bai Satyabhamabai Gokul Gaikwad, aged about 28 years, severely burned all over body. First aid rendered by Brigade and removed to hospital in Brigade Ambulance. Detained for treatment. Since dead.
10-1-1956	5-01 P.M.	Worli Jail Road	Do.	... Bai Ramabai Ratilal, aged about 18 years, severely burned all over body. Removed to hospital in Mills van before arrival of Brigade. Detained for treatment. Since dead.
14-1-1956	1-33 P.M.	9, Dr. Annie Besant Road.	Unknown	... Bai Sharayubai Mahadeo Teli, aged about 20 years, severely burned all over body. First aid rendered by Brigade and removed to hospital in Brigade Ambulance. Detained for treatment. Since dead.
18-1-1956	4-30 A.M.	47-49, Mahomedali Road.	Spontaneous combustion presumably due to storage of nitrate base films.	Pir Mahomed, aged about 30 years, burned to death before arrival of Brigade. Body handed over to Police. Swami, aged about 30 years, severely burned all over body. Removed to hospital before arrival of Brigade. Since dead.
22-1-1956	8-14 P.M.	11, Sabu Siddik Road.	Wearing apparel coming in contact with naked light.	Bai Yashodabai B. Sawant, aged about 28 years, severely burned all over body. Removed to hospital before arrival of Brigade. Since dead.
24-1-1956	6-29 A.M.	18, Garibdas Street	Do.	... Bai Kantabai Motilal, aged about 30 years, severely burned all over body. First aid rendered by Brigade and removed to hospital in Brigade Ambulance. Detained for treatment. Since dead.
26-1-1956	6-14 A.M.	34, Nariman Road, Worli.	Sari coming in contact with lighted stove.	Bai Sindubai Mahadeo Rakshe, aged about 20 years, severely burned all over body. First aid rendered by Brigade and removed to hospital in Brigade Ambulance. Detained for treatment. Since dead.
27-1-1956	4-32 P.M.	366-68, Dr. Viegas Street.	Doubtful	... Bai Dherajbai Jagivanram, aged about 25 years, burned to death before arrival of Brigade. Body handed over to Police.
8-2-1956	4-06 P.M.	19, Kamathipura 8th Lane.	Do.	... Bai Laxmibai Irraya, aged about 22 years, severely burned all over body. Removed to hospital in Brigade Ambulance. Since dead. Body handed over to Police.
10-2-1956	2-07 P.M.	6160, DeLisle Road	Defective oil pressure stove.	Bai Birjabai Nanji, aged about 30 years, severely burned all over body. First aid rendered by Brigade and removed to hospital in Brigade Ambulance. Since dead.
15-2-1956	12-48 P.M.	580, Gokhale Road (South).	Wearing apparel coming in contact with naked flame.	Bai Manjulabai Sanadkumar, aged about 20 years, severely burned all over body. First aid rendered by Brigade and removed to hospital in Brigade Ambulance. Detained for treatment. Since dead.
16-2-1956	7-40 P.M.	Suparibaug Road	Defective oil pressure stove.	Bai Ushabai Patole, aged about 18 years severely burned all over body. First aid rendered by Brigade and removed to hospital in Brigade Ambulance. Detained for treatment Since dead.
21-2-1956	10-3 A.M.	27-29, Wanka Moholla off Kolbhat Street.	Unknown	... Bai Jambabai Charendas, aged about 28 years, severely burned all over body. First aid rendered by Brigade and removed to hospital in Brigade Ambulance. Detained for treatment Since dead.

Appendix No. V.—(Contd.)

Date	Time.	Place.	Supposed Cause.	Particulars.
26-2-1956	7-24 P.M.	11/6, Turner Road, Bandra.	Defective oil pressure stove.	Bai Krishnabai Ganpat, aged about 14 years, severely burned all over body. Removed to hospital before arrival of Brigade. Since dead.
28-2-1956	3-56 P.M.	47-K, Parel Chawl Road Lalbaug Market.	Doubtful ...	Bai Subhadrabai Jalindra Dhere, aged about 25 years, severely burned all over body. First aid rendered by Brigade and removed to hospital in Brigade Ambulance. Since dead.
8-3-1956	5-15 P.M.	24-26, D'Souza Street.	Do. ...	Bai Kantagauri Mangaldas, aged about 22 years, burned to death before arrival of Brigade. Body handed over to Police.
14-3-1956	5-40 P.M.	137-A, Arthur Road.	Do. ...	Bai Sitabai Ramchandra Gawde, aged about 25 years. Severely burned all over body. First aid rendered by Brigade and removed to hospital in Brigade Ambulance. Detained for treatment. Since dead.

SUPERINTENDENT OF GARDENS

Shri D. I. Ahmadi held the post of the Superintendent of Gardens till his superannuation from 28th August 1955 from which date Shri G. S. Hegde took charge and continued to hold the post till the end of the year.

He is in charge of 19 gardens, 56 recreation grounds, 4 fountains, 7 traffic islands, 5 open spaces, 3 band stands, 4 box-hedges and 1 statue. The following 2 new sites were added to the existing 99 sites during the year.

(1) The Car Park at Esplanade Bandstand. (2) The site at the junction of Tulsi Pipe Road and Fitwalla Road.

The number of visitors in the Victoria Gardens recorded this year was 51,60,005 as against 49,31,407 in the year 1954-55. This brings an average of 14,137 visitors per day as against the average of 13,510 visitors per day during the previous year. This year, His Majesty the King of Saudi Arabia visited the Victoria Gardens in the course of his visit to the City.

The Vegetable, Fruit and Flower show could not be held this year due to disturbed atmosphere in the City. The garden competitions were however held, with an increasing response from Veg. Fruit and Flower Show. the competitors as 27 parties participated in the competition this year against 21 during the previous year.

Botanical specimens were supplied to the educational institutions in the state and student-visitors from Victoria Gardens. Colleges were conducted a round. The class for training the students in gardening started last year was continued this year.

During the year under report, 24 band, 30 Indian vocal music; 53 orchestra, and 428 recorded music programmes were arranged at different gardens and bandstands. In addition to this music broadcast by All India Radio was relayed every day in the Victoria Gardens between 5 p.m. and 7-30 p.m.

The Amusement Park, established last year in the north-east corner of the Victoria Gardens continued to attract the visitors, particularly due to the reduction of fees of joy-rides to a nominal fee of As. 1 per each item. Not less than 13,33,612 persons availed of the amenities provided. The elephant, camel and pony-ride in the Victoria Gardens also continued to be interesting as before.

The Wild Life Day was celebrated on the 7th July 1955 in the Victoria Gardens under the advice of the Indian Board for Wild Life. Municipal School Children were taken round the Zoo Wild Life Day. Hospital. Informative talks were arranged in vernacular languages and in English. Voluntary donations were also collected from the visitors for the benefit of wild animals in the Zoo.

Directed Children's Centres at the Victoria Gardens under the supervision of the Young Men's Christian Association and Bombay Presidency Women's Council and directed play centres for adults at (1) Mastan Tank Playground, (2) Willingdon Memorial Playground, (3) Club Back Road Playground, and (4) Playground opposite Proctor Branch, Y.M.C.A. under the supervision of Young Men's Christian Association and the play centre at 2nd Peerkhan Street, under the supervision of Nagpada Neighbourhood House continued to be very popular and several tournaments were successfully conducted thereat.

Additional play apparatus were provided at the Victoria Gardens, Sunder Baug, Dadar, Cyrus Avenue, Bellasis Road Chawls, Dhorwada S. P. Sheds, Dharavi, Nardulla Tank Maidan, Damodar Hall Garden; Kamgar Maidan, Boiwada Recreation Ground, Bhulabhai Desai Road, Garden at junction of Tulsi Pipe Road and Fitwalla Road.

Similarly special repairs and some new works were carried out at the Victoria Gardens and Public Gardens at a total cost of Rs. 52,140.

Altogether 976 trees were planted during the Vana Mahotsava on newly constructed roads and as replacements of casualties on roads and in Public Gardens.

During the year under report, the live stock in the Zoo Section decreased by 13.9 per cent as shown in Appendix 'A'.

Increase:—1,741 mammals, 38 birds were born. 320 mammals, 54 birds and 15 reptiles were received as present, 143 mammals, 60 birds and 14 reptiles were purchased, 6 mammals and 20 birds were received in exchange, 2 mouse deer and 3 lion cubs were born.

Similarly important acquisitions during the year were 1 Tiger, 1 King Horn Bill and one Malayan Python and three Rattle Snakes.

Decrease:—182 mammals, 194 birds, 24 reptiles died and 1,549 mammals, 38 birds and 1 reptile were sold and 5 mammals were given in exchange.

The experimental animal section for the Municipal Medical Colleges, has been expanded and improved by provision of fly-proof contrivances.

547 wild animals and birds were treated in the Zoo Hospital and 16 specimens of patho-bacteriological interest were examined free of charge at the Bombay Veterinary College Laboratory.

The total expenditure and income of the Garden Department during the year under report was Rs. 5,75,240-6-0 and Rs. 46,237-7-3 as against Rs. 5,45,320-5-0 and Rs. 38,052-4-3 respectively during the previous year.

G. S. HEGDE,
Superintendent,
Municipal Gardens, Bombay.

APPENDIX 'A'

List of Animals in the Zoological Section.

	Nos.		Nos.
<i>A.—Carnivorous Animals</i>		<i>E.—Primates or Monkey tribes.</i>	
(1) Lion	5	(1) Drill	2
(2) Tiger	2	(2) Chimpanzee	2
(3) Leopard	4	(3) Baboon Arabian	1
(4) Leopard Black	1	(4) Baboon Gelada	2
(5) Hyaena striped	3	(5) Monkey Langoor	3
(6) Wolf	2	(6) Monkey Suti-Mangaby	2
(7) Jackal	1	(7) Monkey Golden Rhesus	4
(8) Alsatian Dog	1	(8) Monkey Lion tailed	2
(9) Local Dog	5	(9) Monkey Rhesus	22
(10) Dingo	7	(10) Monkey Bonnet	1
(11) Bear Sloth	1	(11) Monkey Mona	2
(12) Bear Himalayan Black	2	(12) Monkey Capucine	1
(13) Bear Himalayan Brown	1	(13) Slender Lorris	5
(14) Bear European	2	(14) Slow Lorris	1
(15) Civet Lesser	1	(15) Hullock Gibbon	1
(16) Mongoose	3		
(17) Rattle (Indian)	1		51
(18) Otter	3		
(19) Cat local	4		
(20) Jugle Cat	2		
(21) Civet Palm	2		
(22) Panda or Cat Bear	2		
	55		
<i>B.—Herbivorous Animals.</i>		<i>F.—Birds.</i>	
(1) Elephant	2	(1) Turkey Fowl	2
(2) Camel	2	(2) Guinea Fowl	3
(3) Giraffe	1	(3) Jungle Fowl	10
(4) Rhino	1	(4) Fowl Rhode Island Red	2
(5) Zobra Chaman's	2	(5) Fowl White Leg-horn	4
(6) Deer Sambhar	3	(6) Spur Fowl	3
(7) Deer Spotted	20	(7) Peafowl white	2
(8) Deer Ribfaced	8	(8) Peafowl Indian	3
(9) Deer Fallow	10	(9) Pheasant Fire back	1
(10) Deer Mouse	6	(10) Pheasant Cheer	5
(11) Antelope Indian	12	(11) Pheasant Crow	1
(12) Antelope Four horned-	10	(12) Pheasant Monal	1
(13) Gnu	1	(13) Pheasant Silver	2
(14) Barbary Sheep	1	(14) Pheasant Golden	1
(15) Fat tailed sheep	10	(15) Pheasant Amherst	2
(16) Blue Bull	10	(16) Pheasant Tenebrosus	1
(17) Wild Boar	2	(17) Pheasant Koklas	1
(18) Pony	1	(18) Hornbill Pied	2
	102	(19) Hornbill King	4
		(20) Toucan	1
		(21) Marsh Harrier	1
		(22) Horned Owl Large	1
		(23) Vulture	1
		(24) Partridge Chakore	24
		(25) Quail Bush	7
		(26) Quail Painted	1
		(27) Pigeon Jacobin	5
		(28) Pigeon Chinese	3
		(29) Pigeon Fantailed	37
		(30) Pigeon Common	16
		(31) Pigeon Mix Carrier	4
		(32) Pigeon Shirazi	6
		(33) Pigeon Nun Red	3
		(34) Pigeon Carrier	2
		(35) Pigeon White crested	2
		(36) Pigeon Tumbler	2
		(37) Pigeon Powter Cross	1
		(38) Pigeon Powter	7
		(39) Pigeon Basra Homer	10
		(40) Pigeon Black Fantailed	1
		(41) Dove Green	4
		(42) Dove white	4
		(43) Dove red	14
		(44) Dove Crested (Aust)	2
		(45) Dove Big Nepal	4
		(46) Dove Turtle	18
		(47) Macaw Red and green	1
		(48) Macaw Yellow and green	1
		(49) Cockatoo white red crested	1
		(50) Cockatoo white lemon crested	2
		(51) Cockatoo white yellow crested	1
		(52) Cockatoo Blue Eyed	1
	336		
<i>C.—Marsupiel Animals.</i>			
(1) Kangaroo	1		
	1		
<i>D.—Rodents.</i>			
(1) Guineapig	13		
(2) Wild Hare	9		
(3) Rabbits	22		
(4) Porcupine	3		
(5) Rat white	142		
(6) Mice white	138		
(7) English Pigs	8		
(8) Giant Squirrel	1		
	336		

		Nos.			Nos.
(53) Cockatoo Roseate	...	2	(17) Duck Spoon bill	...	1
(54) Parrot Alexandrine	...	3	(18) Pochard white eye	...	18
(55) Parrot Ring necked	...	18	(19) Pochard red head	...	1
(56) Grackle Hill Nepal	...	1	(20) Pochard Large and small	...	17
(57) Myna Pied	...	1	(21) Pochard Tufted	...	1
			(22) Sea-gull small	...	8
(58) Myna Brahmini	...	2			125
(59) Myna Grey headed	...	2			
(60) Myna Bank	...	7	<i>H.—Birds (Waders or semi aquatic).</i>		
(61) Lal Munia	...	55	(1) Adjutant	...	4
(62) Finch Diamond	...	35	(2) Moorhen	...	7
(63) Finch Tiger	...	7	(3) Storck black necked	...	1
(64) Finch Grey singing	...	1	(4) Storck painted	...	4
(65) Finch Lavender	...	1	(5) Storck white necked	...	2
(66) Finch Bi-coloured	...	2	(6) Ibes	...	5
(67) Finch Lark	...	1	(7) Heron blue	...	2
(68) Robin Pekin	...	6	(8) Heron pond	...	4
(69) Bulbul black	...	6	(9) Egret cattle	...	5
(70) Bulbul black crested	...	4	(10) Egret Lesser white	...	1
(71) Sparrow Java	...	16	(11) Water fowl black	...	1
(72) Magpie Blue	...	1	(12) Flemingo	...	2
(73) Jay Nepal	...	1			38
(74) Cuckoo Indian	...	4	<i>I.—Birds (Flightless)</i>		
(75) Conure Green	...	2	(1) Emu	...	2
(76) Waxbill Oranged cheeked	...	1	(2) Ostrich	...	6
(77) Laughing thrush	...	2			8
(78) Barbet	...	1	<i>J.—Reptiles</i>		
(79) Chloropsis	...	1	(1) Crocodile	...	4
(80) Crane Sarus	...	2	(2) Tortoise Giant	...	4
(81) Crane Demoiselle	...	2	(3) Tortoise Star small	...	12
(82) Crane Crowned	...	2	(4) Turtle Pond	...	3
(83) Straited whistling thrush	...	1	(5) Turtle Mud or ground	...	5
(84) Pitch faced love bird	...	2	(6) Python Indian	...	2
(85) Golden Thrush	...	1	(7) Pythori Malayan	...	2
(86) Black Thrush	...	1	(8) Snake water	...	2
(87) Bluwing Sibia	...	2	(9) Snake rat	...	4
(88) Weaver bird	...	3	(10) Snake Viper russel	...	4
		435	(11) Snake Viper Green	...	3
<i>G.—Birds aquatic</i>			(12) Snake Cobra	...	1
(1) Pelican	...	3	(13) Snake Rattle	...	1
(2) Swan Black	...	4	(14) Snake Diadum	...	1
(3) Swan white	...	2	(15) Sand Boa Black Russels	...	2
(4) Goose Red bill	...	6			50
(5) Goose Indian	...	8			
(6) Goose Magpie	...	3			
(7) Bargoose	...	3			
(8) Duck Muscovi	...	10			
(9) Duck Common	...	2			
(10) Duck Brahmi	...	2			
(11) Duck Pintailed	...	16			
(12) Duck Comb	...	5			
(13) Duck Mallard	...	1			
(14) Duck Spot bill	...	5			
(15) Duck Cotton teal	...	7			
(16) Duck Wild spotted	...	2			
			Grand Total	...	1,201

APPENDIX 'B.'

	Rs.	a.	p.
1. Camel and Elephant Ride	...	4,901	12 0
2. Pony Ride	...	736	2 0
3. Camera Admissin Passes	...	2,208	0 0
4. Descriptive Rhino and Snake leaflets, Zoo guide	...	196	13 6
5. Sale of Plants and Flowers	...	28,249	13 3
6. Share of Income from Weighing Scale	...	731	11 0
7. Share of Income from Amusement Park	...	9,341	3 0
8. Collection from the Charity box	...	68	14 0
		46,237	7 3

VICTORIA AND ALBERT MUSEUM

Subject:—Administration report for the year 1955-56.

1. Dr. S. C. Upadhyaya held the office of the Curator, Victoria and Albert Museum during the year under report.

2. Working of the Museum

2. (a) The Museum remained closed on all Mondays and important holidays. It was also closed on 18th and 19th January 1956 due to disturbances in the City. The Museum was kept open on Wednesdays for ladies and children and parties of students as usual (Appendix A).

2. (b) *Admission.*—The admission to the Museum on Fridays, Sundays and Public Holidays (except Wednesdays) was restricted by tickets of $\frac{1}{2}$ anna, per visitor above 12 years of age. The amount realized was credited to the Special Fund called Victoria and Albert Museum Fund for improvement of the Museum (Appendix B.).

2. (c) *Publications.*—The Corporation has published a brochure giving information of specimens, showcases etc., kept in the Museum. It is available to the public on payment of anna one only per copy (Appendix C).

3. Work done

8 new showcases, 6 plywood trays, 4 inner stands and 2 base stands were prepared for better display of agricultural models and metal-ware specimens.

A model showing in two parts the rice cultivation in rural areas and that of an ideal Indian Village were prepared and exhibited. Specimens of metalware from Jaipur, Banaras etc., were reexhibited in two showcases. Some additional small models in the showcase displaying ideal layout of a slum area, were put up. Two Showcases showing models of Dadar Matunga Estate and Bellasis Road Chawls were provided with stands for a better display. A number of showcases were rearranged and different sections were formed.

4. Educational activities

Besides the assistance given to the conducted tours of students of some schools around the galleries of the Museum, assistance was rendered to the Curator, Archaeological Section, Prince of Wales Museum Bombay for identifying some Jain sculptures. Students studying for the diploma in Museology of the M. S. University, Baroda, visited the museum during their study tour. They were given all necessary information regarding the acquisition and display of exhibits, designing of showcases and stands, short instructive notes and labelling of specimens and preparation of clay and plaster models. Photographers of the Films Division, Department of Information and Broadcasting, were allowed to take photographs of models of country-craft in the Bombay Harbour, old prints of sites and citizens. Similarly draftsman of the Indian Naval Dock Yard were allowed to sketch models of relief maps of Bombay. Two artists from the All-India Handloom Board, who were deputed to study textile designs, were given all necessary material and information. Members of the Expert Museums Survey Committee visited the museum on 6th December 1955. They will put up their remarks about this museum and its future development; to the Central Government in due course. Mr. Russel Adviser to the Government of India, for a building to be built for the National Museum of India, visited the Museum. He was very much impressed with the large number of daily visitors and the appeal that the models had on the minds of the illiterate visitors.

Reference service was rendered to Research Students from outside Bombay and to about 275 visitors with the help of exhibits and books in the reference library. 250 copper coins of the Sultans of Gujarat were presented to the Museum of the Gujarat Research Society, Bombay and 25 coins to the Seth M. A. High School Andheri. Several students of local art academies availed themselves of the works on Indian Art in the Museum Reference Library.

The stock verifier verified stocks of exhibits, coins, frames, books and deadstock articles which were found correct and as per respective registers.

5. Additions

(a) *Museum Reference Library.*—Eight books were purchased for the Museum Reference Library at a cost of Rs. 168-1-0.

(b) *Exhibits.*—7 specimens of Bidriwork, 1 of lacquered ware, 1 of ivory and 1 inlaid with ivory were purchased at a total cost of Rs. 621-9-0.

6. Deputation of the Curator

The Curator was deputed to attend the session of the Indian History Congress and annual meeting of the Museums Association of India and Numismatic Society of India, all held at Calcutta. He then visited Kalabhavan at Banaras for studying the latest display methods. His report was placed before the Corporation for information.

7. Income

(a) From admission fees was Rs. 8,449-5-6 (Appendix B).

(b) From sale of publications was Rs. 187-8-0 (Appendix C).

8. Expenditure

The total expenditure on maintenance of the Museum was about Rs. 50,000.

S. C. UPADHYAYA
Curator.

APPENDIX A'

Attendance

Year.	No. of days museum remained open.	Total No. of visitors.	Total No. of School children.	Daily average.
1955-56	307	10,79,691	14,383	3,517
1954-55	302	11,65,308	12,606	3,859

APPENDIX B'

Income from admission fees :—

Year.	No. of ticket days.	Total no. of tickets sold.	Amount realised.
1955-56	110	270,379	Rs. a. p. 8,449 5 6
1954-55	110	282,420	8,825 10 0

APPENDIX C'

Income from sale of the Museum Brochure at one anna each :—

Year.	No. of copies Sold.	Amount realised.
1955-56	3,000	Rs. a. p. 187 8 0
1954-55	3,200	200 0 0

MUNICIPAL LIBRARIES.

(1) Shri S. W. Apte held this office of the Chief Librarian, Municipal Free Reading Rooms and Libraries Supervision. during the year under report.

(2) For the use of different Municipal Free Reading Rooms and Libraries books in English and other local Indian vernaculars on such subjects as General Knowledge Philosophy, Religion, History, Short Stories, etc., were purchased as under in consultation with the Books Selection Committee consisting of (1) Education Officer, Bombay Municipality and (2) Superintendent, Urdu Boys' School, Bombay Municipality.

Language	Books purchased for City Libraries				Suburbs Libraries			
	1954-55		1955-56		1954-55		1955-56	
	Books No.	Cost	Books No.	Cost	Books No.	Cost	Books No.	Cost
		Rs. as. ps.		Rs. as. ps.		Rs. as. ps.		Rs. as. ps.
English	115	548 10 3	121	493 4 0	182	475 5 0	137	348 6 0
Gujarati	151	518 8 0	110	244 3 0	182	475 5 0	137	348 6 0
Hindi	33	89 8 0	162	474 12 0	36	98 8 0	35	97 7 0
Marathi	176	415 6 0	290	582 15 9	36	98 8 0	35	97 7 0
Urdu	111	367 12 0	176	471 7 3
Total	586	1,940 12 3	859	2,266 10 0	218	573 13 0	172	442 6 0

A new Books Selection Committee has been set up for the selection of books for Municipal Libraries. The Committee consists of the following members:—

English Books: Principal G. C. Bannerjee, M.A. (Bom.), B.A. (Oxon.), Ismail Yusuf College, Jogeshwari, Bombay 42.

Marathi Books: Shri N. G. Limaye, B.A., B.T. Retired Superintendent Municipal Schools.

Gujarati Books.—Shri C. L. Bakshi.

Hindi Books: Shri B. G. Joglekar.

Urdu Books: Prof. N. A. Nadvi, B.A., B.T.

(3) More books could not be purchased during the year under report mainly for want of extra accommodation in the library premises. All the books purchased during the year were classified, accessioned and catalogued.

(4) The statement 'A' shows how the books purchased during the year under report were distributed to the Libraries.

(5) Popular leading Indian Dailies, Weeklies and Monthlies in English and local vernaculars were subscribed for different Municipal Libraries. Some foreign journals such as popular Science, Readers' Digest, Science Digest, etc., were also subscribed and circulated in small lots to the libraries in succession.

(6) The number of visitors and other particulars are given in Statement 'B'.

(7) It was not possible to open any new library during the year under report.

(8) The Reorganisation Scheme approved by the Corporation under their Resolution No. 1120, dated the 11th January 1955 was fully implemented and further scheme to replace the remaining Libraries by Library Attendants in the remaining Libraries was carried out during the year under report.

Mandvi Municipal Library was rather inaccessible to visitors as it was up to this time located on the rear side of first floor of the Rokde Municipal Marathi School. Through the co-operation of the Educational Department it was possible to shift the same on the ground floor with a separate entrance. This has resulted in the increased daily attendance of readers at this library.

Similarly with the co-operation of Messrs. Savla Provision Stores at Gokhle Road South it was possible to shift the Gokhle Road Municipal Library to a site opposite to the old premises. The new site was renovated by Messrs. Savla Provision Stores before handing over to the Municipality. This has further resulted in further economy in the expenditure on account of rent.

(9) The total income derived during the year under report by way of fine, cost of missing and non-returned books, sale of old newspapers in the City was Rs. 1,078-15-6 as against Rs. 1,210-12-0 during the proceeding year. The income in respect of libraries in suburbs during the year under report was Rs. 383-15-0 as against Rs. 682-14-0 during the proceedings year.

The expenditure in running the 15 libraries in City came to Rs. 44,573-12-0 as against Rs. 49,886 during the previous year while the expenditure on running the 3 libraries in suburbs during the year under report was Rs. 4,674 as against Rs. 5,033 during the previous year.

STATEMENT -A'

Library at	Books					Total
	English	Gujarati	Hindi	Marathi	Urdu	
(1) Parel	11	10	10	28	...	59
(2) Cell Street	11	10	10	28	30	89
(3) Foras Road	4	...	10	34	...	48
(4) Kamathipura	3	5	29	37
(5) Chikhalwadi	10	10	10	28	...	58
(6) Minara Masjid	3	10	30	43
(7) Null Bazar	7	10	10	28	...	55
(8) Bapu Khote Street	10	10	10	...	30	60
(9) Naviwadi	3	15	10	28	...	56
(10) Circulating library for Muslim ladies.	...	15	29	44
(11) Teli Mohalla	3	...	10	...	28	41
(12) Mandvi	7	34	...	41
(13) Gokhle Road	12	10	62	27	...	111
(14) Victoria Garden	7	5	10	27	...	49
Reference Section	19	1	...	20
(15) Sewri	11	...	10	27	...	48
Total	121	110	162	290	176	859

Libraries in Suburbs

(16) Kurla
(17) Ghatkopar	...	68	...	35	...	103
(18) Vile-Parle	...	69	69
Total	...	137	...	35	...	172

The number of visitors and other particulars showing the progress of different libraries in 1955-56 are given below :—

Library at	No. of Visitors	BOOKS ISSUED		New Depositors	Refunds passed	PERIODICALS SUBSCRIBED TO FOR LIBRARIES				Income Approx.	Expenditure Approx.	
		On Deposit	On Spot			Dailies	Week-lies	Bi-Week-lies	Month-lies			
											Rs. a. p.	Rs. a. p.
(1) Parel ...	34,282	3,469	2,386	86	57	6	4	...	15	69 8 0	2,163 5 9	
(2) Gell Street ...	21,283	1,477	2,070	83	68	8	5	...	18	41 8 0	2,144 10 0	
(3) Foras Road	15,495	1,080	1,259	26	30	5	3	...	12	9 7 0	1,725 8 9	
(4) Kamathipura	20,966	260	1,013	6	2	5	2	...	9	7 13 0	2,242 10 0	
(5) Chikhawadi...	20,138	1,831	1,381	28	24	6	4	...	15	3 14 0	1,664 5 0	
(6) Minara Masjid	18,557	1,082	836	50	30	8	2	...	9	57 4 0	2,399 6 9	
(7) Null Bazar ...	26,771	2,476	2,375	89	59	6	4	...	15	23 7 0	1,649 0 6	
(8) Bapu Khote Street.	24,731	2,797	1,354	76	69	5	2	...	9	42 3 0	2,344 3 6	
(9) Navi Wadi (Ladies).	7,995	2,210	1,172	28	24	2	2	...	15	15 8 0	2,343 8 9	
(10) Circulating (Muslim Ladies)	4,539	
(11) Teli Mohalla.	21,697	465	1,219	17	9	5	2	...	9	1 2 0	2,332 13 3	
(12) Mandvi ...	12,874	1,601	1,195	43	24	5	3	...	11	26 3 0	1,530 4 3	
(13) Gokhale Road.	14,228	1,272	559	34	34	7	3	...	11	5 11 6	1,888 12 0	
(14) Victoria Gardens.	6,945	728	2,328	34	28	3	3	...	11	14 12 0	1,473 7 6	
(15)* Sewri C. L.'s Office.	11,439	1,946	1,037	96	74	5	3	...	11	22 14 0	2,112 1 0	
										737 13 0	16,360 0 0	
Total 1955-56 ...	2,57,401	22,694	24,723	696	532	1,078 15 6	44,573 12 0	
1954-55 ...	2,32,506	19,763	23,202	478	385	1,210 12 0	49,886 0 0	
1953-54 ...	2,26,599	19,306	22,013	429	446	1,349 3 0	46,120 0 0	
1952-53 ...	2,49,397	20,332	16,320	457	446	1,890 12 0	48,003 0 0	
1951-52 ...	2,66,384	22,782	21,428	465	419	1,525 1 0	42,077 0 0	
** Municipal Libraries in Suburbs.												
(16) Kurla ...	54,080	16	5	...	9	116 0 3	1,670 11 0	
(17) Ghatkopar ...	12,857	7,317	1,199	349	94	6	4	...	5	131 10 6	1,129 13 6	
(18) Vile Parle ...	16,170	4,388	423	240	110	6	5	...	5	136 5 0	1,873 7 9	
Total 1955-56 ...	83,107	11,705	1,622	589	204					383 15 9	4,674 2 3	
54-55 ...	41,302	11,342	2,918	116	23					682 14 0	5,033 0 0	

S. W. APTE,
Chief Librarian.

CENTRAL STORES

1. During the year Shri F. D'Souza, continued to be the Controller of Stores except for the period of his leave from 12th May 1955 to 30th June 1955 during which Shri D. S. Nagarkatti, Deputy Controller of Stores looked after his work.

2. Tenders were invited for the purchase of stores during the year under report in 150 cases as against 136 cases in the preceding year. The number of contracts for the various schedule articles entered during the year was 186 as against 292 in the preceding year. A few of the tenders and quotations were rejected due to high rates quoted by the tenderers.

3. During the year about 19359 tons of cement worth about Rs. 21.43 lakhs; 151492 R.ft. of Galvanised Iron Pipes worth about Rs. 1.75 lakhs; 83827 R.ft. of Cast Iron Pipes and Hume Pipes worth about Rs. 12.54 lakhs; 2237.75 Tons of Iron materials worth about Rs. 11.79 lakhs and 39466 yards of cloth worth about Rs. 0.29 lakhs were purchased. 4534½ Bengal Maunds of Grains (Grams, Bajri and Wheat Bran) for Head Supervisor and the Superintendent of Gardens, worth about Rs. 43953/- were purchased. In addition, this department purchased wheat, rice and nagli for various hospitals and Maternity Homes, about 5914½ Bengal Maunds of wheat and rice and nagli worth about Rs. 99467/- were purchased during the year. Furthermore, the work of inviting tenders for stationery articles, for the sale of waste papers and the sale of firewood in different cemeteries in the City for the year 1956-57 was carried out by this department. During the year under report the work of inviting tenders for the supply of tea to various hospitals and maternity homes and for the supply of loose leaf binders was entrusted to this department. Although the control on G. I. pipes and all types of cloth was lifted, Government re-imposed control on steel materials in the month of September 1955. All Government and Semi-Government bodies receive their requirements of steel only on quota certificates, i.e. planning is done on producers and registered stockists and not on Bombay dealers, thereby obtaining the materials at cheaper rates. The control on cement still continues and this is only obtained on authorisations issued by the Government. During the year, the supply position of cement became very acute and only the most urgent works had to be carried out. In the month of August, 1955 the transport contractors went on strike and we were compelled to remove our cement with the help of municipal vehicles.

4. The value of stores and other materials purchased during the year including articles received from other departments on Return Stores Memo amounted to Rs. 68.01 lakhs as against Rs. 65.69 lakhs in the preceding year. This increase was mainly due to purchase of Galvanised pipes, iron materials and cement, etc., from the contractors and the Government during the period under report.

5. Purchases of articles by direct debits to departmental grants amounting to Rs. 3.59 lakhs were effected during the year under report.

6. Most of the articles purchased during the year under report, were of Indian manufacture and the value thereof amounted to about Rs. 64.88 lakhs; and value of Foreign goods purchased amounted to about Rs. 3.13 lakhs. During the year, 4 Import Licences were received amounting to a total purchase of about Rs. 1,51,500/- and these were for Fire Fighting Hose, Tyres, Sluice Valves and spare parts for Water Meters.

7. 3,938 Orders for the purchase of stores were placed with the contractors and other dealers as against 3,855 orders in 1954-55 and 4,943 orders in 1953-54. 41,466 Indents and Sales Memo were received from the departments as against 42,268 in the preceding year.

8. Indented articles which were not in stock or for which no contracts had been entered into were secured from the market by invitation of quotations or tenders by public advertisements except in a few cases where in direct purchases were made from the market, as such a course was found to be more economical and expeditious. The total number of casual or market enquiries or quotations invited was 552 as against 405 in the preceding year.

9. As in the previous years, no dust bins were supplied to public by this department.

10. Articles received from the contractors and others were examined and compared with the approved samples before acceptance, and where the articles differed from the samples, they were rejected and got replaced. The chemical test reports were invariably carried out in case of important paints, turpentine, linseed oils, soaps, disinfectants, etc., while S.W. pipes and hume pipes, sluice valves are subject to hydraulic tests before acceptance. Cement supplies are also invariably tested for tensile strength.

11. Mixed scrap received from different departments was sold by public auction and cast iron scrap was retained for the new foundry at the Municipal Workshop. The total amount realised by the sale of unserviceable articles including mixed scrap by public auction during the year amounted to Rs. 77,880—as against Rs. 32,223—in the preceding year.

12. The total turn-over of the department, viz., the Receipts and Issues of Stores during the year came to Rs. 146.08 lakhs as against Rs. 138.78 lakhs in the preceding year.

13. The stock of stores on hand was verified departmentally and through the Municipal Stock Verifier. The departmental verification and that by the Municipal Stock Verifier showed no appreciable differences during the year.

14. The annual tenders for the supply of the materials including stationery during the year 1956-57 according to the various schedules and the sale of waste papers, firewood for cemeteries, etc., were invited during the months of November 1955 and January 1956. The value of stores on hand at the close of the year was Rs. 19.27 lakhs as against Rs. 29.34 lakh in the preceding year.

15. The quantities of cement, Galvanised pipes and steel were purchased more than those purchased last year. The purchase of each of those articles involved considerable labour and time. There were many

difficulties in obtaining early permits and taking deliveries. The distribution of these items amongst various departments also involved a good deal of work. The distribution of cement and steel amongst contractors and various consuming departments presented special difficulties in view of the fact that the supplies of both these materials were not steady and continuous. However, the department was able to meet the difficulties.

16. This department is under reorganization by Messrs. Ibcon Ltd., and the various suggestions made by them are being given effect to from time to time. According to their recommendations, the potential reduction of staff proposed was 32 per cent of which a reduction of about 16 per cent is given effect to upto 31st March 1956. The reduction so far effected works out 51 per cent of the proposed reduction.

17. During the year under report, Messrs. Ibcon Ltd., were entrusted with the work of Inventory Control and General Stores Expenses. The reports submitted by them are being put up for the information of the Corporation and the various suggestions made by them will be implemented as far as possible.

18. Statements showing (1) the stores transactions during the year as required by Clause XXIX of the Stores Audit Manual (Appendix "O") and (b) the details of the stock on hand at the close of the year are appended.

F. D'SOUZA,
Controller of Stores.

APPENDIX 'O'

Statement 'A' showing Stores Transactions during the year 1955-56.

Particulars.	Capital Stores	General Stores.	Line Suspense Account.	Total (2+3+4).	
	1	2	3	4	5
	Rs. a. p.	Rs. a. p.	Rs. a. p.	Rs. a. p.	
Value of stores on hand on 1st April 1955.	21,05,657 9 11	7,36,395 0 6	92,153 11 0	29,34,206 5 5	
Value of stores Received, including transfers during 1955-56.	51,80,003 10 3	16,20,716 10 4	...	68,00,720 4 7	
Total ...	72,85,661 4 2	23,57,111 10 10	92,153 11 0	97,34,926 10 0	
Less:					
Value of stores issued including transfers during 1955-56.	59,17,711 12 11	18,89,178 15 3	796 14 0	78,07,687 10 2	
Balance on 1st April 1956.	13,67,949 7 3	4,67,932 11 7	91,356 13 0	19,27,238 15 10	

F. D'SOUZA,
Controller of Stores.

APPENDIX 'O'

Statement 'B' showing the details of stock held on 31st March 1955 and 1956.

Particulars.	1955.	1956.
<i>Capital Account</i>		
	Rs. a. p.	Rs. a. p.
(1) Cement	24,058 1 0	2,830 9 0
(2) Pipes, Manholes, Hydrants, Water and Drainage castings, etc.	9,51,008 8 11	5,69,226 7 1
(3) Mild Steel round Bars, Flats, Squares, Plates, etc., G. I. and Black Sheets	7,49,725 4 6	6,43,040 1 3
(4) Pipes, Stoneware and Hume	20,315 13 9	24,366 10 9
(5) Galvanized and Black Pipes and Fittings	1,99,768 1 5	1,22,343 10 4
(6) Lead Pipes, Lead Pig and Lead Wool	1,38,069 14 0	2,439 6 0
(7) Asbestos Sheets and Pipes	22,711 14 4	3,702 10 10
<i>Line Suspense Account</i>		
(8) Water Works Castings on the Line	92,153 11 0	91,356 13 0
<i>General Account</i>		
(9) Spindle Brass and Brass Fittings	63,765 7 0	29,826 15 0
(10) Meter Parts	36,592 0 3	28,486 4 0
(11) Bolts, Nuts, Rivets, Nails, Hinges, Hooks, Eyes, Washers and Hardware etc.	34,993 7 0	27,780 11 3
(12) Brooms, Goa and Date and Brushes	12,127 2 0	5,310 14 0
(13) Cables and Wires	29,625 2 0	29,168 12 0
(14) Electric Accessories, Fans, Bulbs, Electrodes, Dry cells, etc.	50,304 0 9	51,508 12 9
(15) Files and Rasps	2,673 7 0	1,654 9 0
(16) Motor, spare parts	6,007 4 0	4,940 14 0
(17) Oil, Castor, Coconut, Sweet, Kerosene, Grease and Lubricating, etc.	10,565 4 7	12,190 6 3
(18) Timber, Ladder, Shafts, Bhendi wood Nowghani Poles, Plywood sheets etc.	12,113 3 6	10,945 5 6
(19) Clothing	1,56,638 0 10	61,332 13 2
(20) Disinfectants, Tropical Chloride of Lime, Cleaning Powder, Cynogas, etc.	16,751 7 0	17,130 4 0
(21) Motor Tyres, Tubes, including tyers from disposal	3,664 14 0	2,616 5 0
(22) Tools Machinery, Foot rules, Spanners, Drills, Saws, Auger screws, etc.	28,248 7 0	22,382 4 6
(23) Soap and Soda	11,520 1 0	8,387 10 0
(24) Baskets Cane, Bamboo and wooden	13,411 8 0	2,883 0 0
(25) Buckets, Dust Bins, Ghamellas, enamelware, Glassware, Hurricane Lanterns etc.	27,790 14 7	19,859 12 5
(26) Hose-Rubber, Belting-canvas, Paulin Covers, Oil cloth, etc.	1,00,043 10 0	38,628 5 0
(27) Firewood, Gas Coke, Steam Coal, Coal-tar, Pitch, Charcoal, etc.	407 11 0	2,235 12 0
(28) Wires, Brass-rods, Copper Sheets, Zinc Sheets, etc.	15,227 0 0	10,071 1 0
(29) Leather Hides, Chamois, Chappals, Plunger, Boots and other Leather articles	7,869 3 0	9,078 2 0
(30) Coir goods, cotton goods, Yarn Spun, Waste Cotton, Packing Asbestos, etc.	30,175 0 9	18,050 1 9
(31) Crusher Parts	193 0 0	193 0 0
(32) Paints, Powders, Linsced Oil and Turpentine	29,424 5 0	20,803 10 0
(33) Locks of sorts	2,905 15 0	3,319 9 0
(34) Miscellaneous (Polish, Candle, Glue, Gum, Tiles, Powrahs etc.)	33,417 9 3	29,147 10 0
Total	29,34,206 5 5	19,27,238 15 10

F. D'SOUZA,
Controller of Stores.

LICENCE DEPARTMENT

The Licence Department comprises of three Sections, namely (1) Licence section, (2) Encroachment section, and (3) Advertisement section. During the year under report, the Department was in charge of Shri C. K. Patel, Superintendent of Licences.

Licence Section

This section issues licences under sections 394 and 412A and permits under sections 390 and 393 of the Bombay Municipal Corporation Act, regulating trades and industries and controls the storage of hazardous goods.

General.

Number of Licences issued. During the year under report, 37,217 licences were issued. (Please see Appendix 'A' for particulars).

Financial. An amount of Rs. 11,29,479 was realised as licence fees for the year 1955-56 (*Vide* Appendix 'A'). The amount outstanding as licence fees on 31st March 1956 was Rs. 1,86,251-12-0 as against Rs. 97,896 on 31st March 1955. Out of this outstanding amount approximately Rs. 1,25,000 have already been recovered and kept as deposits, which are being adjusted in accounts. Thus the total licence fees will be about Rs. 12,54,500, as against Rs. 9,99,242 of the last year.

Prosecutions. 1,203 Prosecutions were launched for infringement of the sections mentioned above and convictions were secured in 768 cases. The remaining cases were withdrawn, as the parties concerned either paid up the licence fees or complied with the requisitions of the Department (*Vide* Appendix 'B').

Upto 1954-55, it was the general practice of the department to renew old licences by sending Demand Notices at any time during the course of the financial year. This really caused inconvenience, both to the licensees and the Licensing authority. Licences for a particular year were being issued in subsequent years. Licence Inspectors had to write down the names of licensees and visit their trade or business premises more than half-a-dozen times. Arrears of work as well as of fees were being brought forward from year to year. This involved a lot of clerical labour and also loss of time and waste of stationery, and gave rise to sense of insecurity both in the public and in the department. With the general increase in the number of licences, year after year, after World War II, the system of renewing them by sending Demand Notices was thus found rather unsuitable. Taking into consideration all these factors, the rapid expansion of trade and industries in the City after World War II and also the remarks of the Standing Committee on the Administration Report of the Department for the last year, the question of renewing licences simultaneously at the beginning of the year was considered and accordingly a new renewal system was evolved and tried during this year. The work of renewing licences was decentralised and finished within a month or so.

According to the new system, all the licences are to be renewed in the respective ward offices on production of old ones and necessary payment of fees within a month from the date of expiry of the licences, i.e., 31st March every year. This system worked well with the following main advantages :—

- (1) It eliminated lot of unnecessary labour and thus saved much of the time of the field staff, which afforded them ample time to unearth new and clandestine cases of licensable storages and trades.
- (2) The span of completing renewal of licences was reduced from a year to a couple of months.
- (3) The revenue which was upto now being collected after a year's struggle was received within a month or so.
- (4) It infused a sense of responsibility amongst licensees and reduced the bulk of litigation work.
- (5) Lastly, the new system secured the speedy collection of revenue with consequential advantage of interest and reduced much of the inconvenience which was being caused to the licensees. Since the new renewal system is found highly practicable and advantageous, it is proposed to continue it with modifications which will be found necessary on experience of its actual working.

Encroachment Section

This section followed more or less the same policy which was reported last year. Since, however, it was experienced that the hawkers played hide and seek under the pretext of the lacuna in the law, Government was approached for necessary modifications in the provisions of section 314, and the Legislature has been pleased to amend the Act suitably. The steps which were taken last year for improvement of the section and which were mentioned in the last year's report worked well and achieved the desired results. With a view to abating the nuisance of unauthorized hand-carts, the redemption charges in respect of loaded and empty hand-carts were raised from Rs. 6 and Rs. 4 to Rs. 20 and Rs. 6 respectively under Corporation Resolution No. 371, dated the 4th August 1955.

Number of Hawkers' licences. The total number of hawker and squatter licences issued during the year was 31,686.

Financial. An amount of Rs. 4,06,720 was realised as licence fees. The removal charges recovered under Section 490 amounted to Rs. 1,77,069 (*vide* Appendix 'C'). The outstanding amount of licence fees from squatter licensees as on 31st March 1956 was Rs. 21,732-6-0.

Encroachment removal action. During the year, the Encroachment Removal Section tackled 97,579 hawkers and seized 2,14,409 items from them. 7,291 Hand-carts were seized. Total collection by way of redemption charges amounted to Rs. 1,77,069-11-0. Details are given in Appendix 'D'.

During the year, 5 new major Reserved Areas were created at Sion-Kolwada, Bhandarkar Road, Golanji Hill Karwar street, and Curry Road Low-level.

During the year there were in all 124 auction sales out of which 64 were in respect of perishable goods and 60 for non-perishable goods which were seized by the Encroachment Removal section and which were not redeemed by the hawkers concerned, and an amount of Rs. 13,940-2-0 was realised.

Advertisement Section

This section enforces sections 328 and 328A of the Bombay Municipal Corporation Act, and thereby regulates various types of advertisements in the City.

The total number of permits for advertisements issued during the year under report was 3,800 (*vide* Appendix 'E'). The total amount received and held in deposit during the year was Rs. 3,52,775-1-0.

3,534 Prosecutions were launched for contravening sections 328 and 328A and convictions were secured in 59 cases. The remaining cases were withdrawn, as the parties concerned either paid up permit fees or complied with the requisitions of the Department (*vide* Appendix 'F').

Tenders were invited for letting out a part of the newly constructed subway near Churchgate for advertisement purposes, and the highest tender of Rs. 18,000 was accepted, and only specific space in the subway was let out for display of only painted and pasted advertisements.

The long outstanding arrears of Rs. 30,588-2-0 for the period from March 1953 to December 1955 were recovered from Shri A. J. Patel, and steps were taken to recover the balance upto 31st March 1956.

The aggregate collections of the Department amounted to Rs. 23,32,600-3-6 out of which Rs. 20,22,419-9-9 represent total revenue of the Department as against Rs. 20,23,137 in the previous year, and the balance of Rs. 3,10,180-9-9 is lying as deposits which are being adjusted.

C. K. PATEL,
Superintendent of Licences.

APPENDIX A

Statement showing the number of licences and permits issued and amount of fees recovered in the years 1953-54 to 1955-56.

Particulars	NUMBER OF PERMITS AND LICENCES			AMOUNT OF FEE RECOVERED		
	1953-54	1954-55	1955-56	1953-54	1954-55	1955-56
				Rs.	Rs.	Rs.
Commodities and trades (Section 394)	32,426	32,713	33,540	9,83,605	9,64,004	10,42,805
Steam whistle blowing (Section 393)	40	46	47	810	1,000	978
Milk Products, Ghee and Butter (Section 412A)	1,320	1,267	1,264	8,565	8,042	7,815
Factories (Section 390)	187	155	551	27,239	17,707	71,525
Transfer of Licences (Section 394 and 412A)	2,690	2,538	1,815	8,959	8,483	6,356
Transfer of Permits (Section 390)	9	2	Nil	75	6	Nil
Total	36,672	36,721	37,217	10,29,254	9,99,242	11,29,479

APPENDIX B

The number of prosecutions launched by Licence Section during the year 1953-54 to 1955-56 and the results thereof.

Year	Offence against Section	Total number of cases instituted	Number of cases with drawn on compliance with law	Number of cases which resulted in conviction	Amount of fines inflicted	Number of cases which resulted in acquittals	Number of cases remaining undisposed of on 31st March of the year
1953-54	394	2,205	1,262	805	39,746	26	543
1954-55	394	2,161	1,496	770	19,107	20	418
1955-56	394	1,192	444	766	15,534	2	398
1953-54	412A	53	39	1	5	...	36
1954-55	Do.	24	34	1	5	...	25
1955-56	Do.	11	5	2	35	...	29

APPENDIX C

Statement showing the number of Hawkers and Squatters' licences issued and amount of fees collected during the years 1953-54 to 1955-56.

Particulars	NUMBER OF LICENCES ISSUED			AMOUNT OF FEES COLLECTED		
	1953-54	1954-55	1955-56	1953-54	1954-55	1955-56
				Rs.	Rs.	Rs.
Squatters' fees collected in Reserved Area (Under Section 313).	24,960	21,185	31,686	3,50,057	4,06,255	3,84,512
Fees received from itinerant hawkers' licences (Under Section 318-A).	5,432	5,017	6,187	25,221	23,349	22,208
Total ...	30,392	26,202	37,873	3,75,278	4,29,804	4,06,720
Recovery of expenses (Under Section 490) for removal of encroachment under Section 314.	2,09,322	1,78,121	1,77,069
Total ...	30,392	26,202	37,873	5,84,600	6,07,925	5,83,789

APPENDIX D

Summary of Encroachments seized and the Revenue realised during the year 1955-56.

Lorry Supervisor	Total No. of hawkers tackled during the year	Total No. of Items seized during the year (approximately)	Total No. of unauthorized Hand-carts seized during the year			Total Revenue Realised
			of Rs. 25/-	of Rs. 6/-	of Rs. 4/-	
No. I	16,960	31,525	100	432	1,103	33,827 4 0
No. II	15,713	30,172	59	277	1,044	28,741 6 0
No. III	19,805	46,440	93	353	604	31,277 1 0
No. IV	13,600	28,107	67	349	598	24,698 7 0
No. V	17,089	44,855	113	494	498	31,490 2 0
No. VI	14,412	33,310	145	429	533	27,035 7 0
Grand Totals	97,579	2,14,409	577	2,334	4,380	1,77,069 11 0

APPENDIX E

Statement showing the number of permits for advertisements issued and amount of fees collected during the year under Section 328 and 328A.

Particulars	NUMBER OF PERMITS ISSUED			AMOUNT OF FEES COLLECTED		
	1953-54	1954-55	1955-56	1953-54	1954-55	1955-56
				Rs.	Rs.	Rs. a. p
Wall posters, hoardings and boards	1,685	1,432	1,616	1,86,608	1,50,642	1,44,746 6 0
Movable boards on hand-carts, etc.	398	517	420	1,45,488	80,778	86,652 4 0
Illuminated advertisements and sky signs	821	937	1,012	76,657	99,277	1,33,135 5 0
Non-illuminated sky-signs and advertisements	610	648	683	27,335	24,457	22,500 9 0
Non-illuminated kiosks (Number of kiosks)	26	23	25	11,340	12,165	12,755 0 0
Wall Paintings	4,536	88	5,122	15,192	21,152	7,903 0 0
Auctioneers
Spare Rent
Composition for delayed payment	17,360	12,499	16,589 3 0
Total ...	3,592	3,645	3,800	4,79,930	4,15,970	4,24,291 11 0

APPENDIX F

The number of prosecutions launched during the year under report and the results thereof as compared with those of the preceding two years are as under:—

Year	Offence against Section	Total number of cases instituted	Number of cases with drawn on compliance with law	Number of cases which resulted in conviction	Amount of fines inflicted	Number of cases which resulted in acquittals	Number of cases remaining undisposed of on 31st March of the year
					Rs.		
1953-54	... 328 & 328A	1,757	1,166	99	979	4	869
1954-55	.. Do.	4,508	3,354	38	390	9	1,974
1955-56	... Do.	3,534	3,350	59	670	9	2,092

SHOPS & ESTABLISHMENTS.

Shri N. M. Haecms, B.A., continued to hold the post of Chief Inspector, Shops and Establishments, during the year under report.

2. *Registration.*—The total number of establishments on 31st March 1955 and on 31st March 1956 under the various categories stood as under :—

Category.	31-3-1955.	31-3-1956.
Shops	62,813	66,067
Commercial Establishments	18,223	19,432
Residential Hotels	211	265
Restaurants and Eating Houses	4,882	5,391
Theatres, etc.	74	75
Total ...	86,203	91,230

There is an all round increase in all the five categories of establishments covered by the Shops and Establishments Act but the increase is great in category I (*viz.*, Shops,) where the increase is by 3,254 over the preceding year's figure.

3. *Complaints.*—2,180 complaints were received during the year under report in addition to 22 complaints which were pending at the close of the preceding year. Of these 2,156 complaints were investigated, while in 46 cases investigations were not complete till the close of the year under report. Action was taken wherever necessary.

4. *Mass Raids.*—448 Mass Raids—258 during day and 190 during night time—were carried out during the year besides the visits paid by the respective Inspectors in the course of their usual duties.

5. *Visits and Re-visits.*—The total number of visits paid to the different types of establishments was 71,602. Of these, 55,470 were to shops, 8,434 to commercial establishments 275 to the Residential Hotels, 7,316 to Restaurants and Eating Houses and 107 to Theatres, etc. Of the total number, 71,602 visits, 11,795 were revisits to the various establishments (since October 1955 till the end of the year under report.)

6. *Prosecutions.*—Statement showing the number of prosecutions launched, fines inflicted, etc., during the year ended 31st March 1955 as also ended 31st March 1956 is given in Appendix A below :—

APPENDIX A.

Year	Cases pending from the previous year.	Cases filed.	Cases disposed of			Cases pending Total. at the close of the year.	Fines.	Average fine per case.
			Convictions.	Withdrawals.	Acquittals.			
1954-55 ...	478	3796	3463	83	20	3566	708	1,17,518 Rs. 33 14 8
1955-56 ...	708	4840	4764	26	11	4801	747	1,50,818 Rs. 31 10 6

Out of the 26 cases withdrawn, 3 were due to death of employers, 14 due to establishments changing hands, 4 due to the establishments having closed down, 2 due to the accused being out of bounds, 1 due to the demolition of the building in which the establishment was housed and the accused not being traceable, 1 due to the accused being convicted in a similar case for the same offence and 1 due to the establishment being governed by the Factories Act. Out of 11 acquittals, one was due to the offence being treated by the Learned Magistrate as a technical breach and one was on the ground that the goods sold on the closed day were funeral requisites. In the remaining 9 cases, the accused were given the benefit of doubt by the Learned Magistrates. In one case the accused was convicted, warned and discharged by the Learned Magistrate.

In case No. 272/SEM, a Revision Application was filed by the accused in the High Court on the ground that sanction of M. C. was not annexed to the information, but the same was rejected by the High Court on the Lower Court confirming the fact that the sanction was in order.

In another case No. 211/SEM, a Revision Application No. 118 was filed by the Municipality in the High Court against an acquittal by the Lower Court on the ground of misjoinder of charges, and the High Court upheld the Municipal view-point and referred the case back to the Lower Court for retrial.

The slight fall in the average of fines per case, was due to some Magistrates inflicting fines below the minimum of Rs. 25 prescribed under the Act.

Financial.—Government sanctioned a grant-in-aid of Rs. 1,17,253 for the year 1954-55, while an amount of Rs. 13,963 was realised by the Municipality by way of registration fees, etc., during the same year.

While furnishing figures of fines inflicted and expenditure incurred on account of the administration of the Shops and Establishments Act, 1948, during the year 1954-55, it was again pointed out to Government that in view of the additional responsibility placed on the Corporation for the administration of the Payment of Wages Act, 1936, with effect from 1st April 1955, the expenditure borne by the Corporation would increase and Government was requested to take this factor into consideration while deciding the grant-in-aid payable to the Corporation. However, from the grant sanctioned by Government for the year 1954-55, it is evident that Government have again shelved the issue.

Income from Registration etc., fees for the year 1955-56 was Rs. 15,145-10-0 and fines inflicted amounted to Rs. 1,50,818 as against total expenditure of Rs. 1,92,253-14-10 (exclusive of P. F. and Leave contributions and Supervision charges).

PAYMENT OF WAGES ACT, 1936

Government by their Notification No. 729/48, dated the 3rd March 1955 made the Payment of Wages Act, 1936, applicable to all establishments covered by the Bombay Shops and Establishments Act, 1948, with effect from 1st April 1955, the Inspectorate under the Bombay Shops and Establishments Act being deemed to be Inspectors for the purpose of enforcement of the Payment of Wages Act also. The Inspectorate did propaganda work in respect of the Payment of Wages Act at various establishments visited by them for the purpose of inspection under the Shops and Establishments Act, instructed the parties regarding the implications and scope of the Act and directed the employers to maintain the necessary registers and records thereunder. Inspectors under the Shops and Establishments Act were made responsible for the enforcement of the provisions of the Payment of Wages Act also.

Some of the complaints received in respect of Shops and Establishments Act also contained grievances in respect of the Payment of Wages Act. These have been gleaned out and treated separately as complaints under the Payment of Wages Act. 452 such complaints pertaining to the Payment of Wages Act were received out of which 365 disputes between employers and employees were amicably settled. Of the remaining 87, in 17 cases, investigations could not be proceeded with either for want of correct names and addresses of the employers or the establishments having closed down etc., while 13 cases did not fall within the purview of the Act. In 3 cases the complainants themselves filed the complaints before the authority under the Payment of Wages Act directly and in one case the complainant approached the Labour Commissioner. There were thus 53 disputes pending settlement at the close of the year under report.

Theatre Tax.

The administration of the Theatre Tax Section for the purpose of recovery of Theatre Tax continued to be under the supervision and control of the Chief Inspector, Shops and Establishments.

Rates of Theatre Tax.—Corporation sanctioned the levy of Theatre Tax for the year 1955-56 at the rates shown in Appendix 'B' below, which were the same as for the previous year:—

APPENDIX B

Type of Entertainment	Amount of Tax
(1) Class I Cinema Theatre	... Rs. 10 per show.
(2) Class II Cinema Theatre	... Rs. 7 per show.
(3) Drama, Concert, Variety entertainment or Tamasha	... Rs. 7 per show.
(4) Circus, Carnival or Fete	... Rs. 10 per day.
(5) Any other entertainment	... Rs. 7 per show or if there are no separate shows Rs. 7 per day.

A rebate of 12½ per cent. and 20 per cent. was allowed on these taxes for Class I and Class II Cinema theatres respectively on condition that they paid the tax in advance for the anticipated number of shows for the full month within the first five days of the month. There were in all 29 Class I and 27 Class II Cinema theatres and the tax was generally paid regularly. Reclassification of 4 Class II Cinema theatres into Class I during the year under report, has augmented the revenue by about Rs. 9,000. Theatre Tax was also recovered in respect of various dramas, dances, variety entertainment programmes, etc., held in different halls, theatres and other places in the City where admission was on payment.

Exemption from payment of Theatre Tax was granted to performances held in the aid of bonafide charities or for advancement of cultural or educational activities and those exempted from Entertainment Duty under the Bombay Entertainment Duty Act, 1923.

During the year under report, it was noticed that in the day to day working of the Theatre Tax administration, organizers of Entertainments who sought exemptions from Payment of Entertainment Duty were some times granted post-dated exemption by the Police Authority and were, therefore, not in a position to comply strictly with Rule 4 of Theatre Tax Rules, 1950, viz., that of applying for exemption along with the exemption certificate from the Entertainment Duty Department, prior to the date of performance, which necessitated amendment of Rule 4 of Theatre Tax Rules, 1950.

Recourse had to be taken to Section 191(h) for non-submission of a return along with the tax payable in respect of a performance or show under the provisions of Section 471 of the Bombay Municipal Corporation Act. During the year under review, a prosecution was launched against a recalcitrant organizer of Tamasha performances for failing to submit the returns together with the Theatre Tax Dues in respect of these Tamasha performances and the same resulted in conviction, the accused being fined Rs. 25. This did not, however, debar the Corporation from seeking redress for recovery of the Tax through civil action and a civil suit had also been decided against this party and the recovery of Theatre Tax was in progress.

The total income derived during the year by way of Theatre Tax was Rs. 5,64,144-12-0 as against the expenditure incurred viz., Rs. 17,170-9-6.

The total income of the department during the year under report was Rs. 5,81,383-15-0 comprising of (1) Registration etc., fees Rs. 15,145-10-0, (2) Miscellaneous Receipts Rs. 2,093-9-0, and (3) Theatre-Tax Rs. 6,64,144-12-0.

N. M. HAEEMS,
Chief Inspector,
Shops and Establishments.

MARKETS AND SLAUGHTER HOUSES

1. Dr. L. M. Hira, G.B.V.C., M.R. San. I was in charge of the department throughout the year under report. Shri V. G. Sukhthankar, B.A., was promoted as officiating A.S.M., and in his place Dr. S. A. Malandkar, G.V.Sc. was appointed as Chief Inspector of Markets.

2. Fresh wholesome food being a daily necessity the importance of Markets in the economic life of the City can be gauged from the fact that roughly over a lakh of people make purchases from the Markets which are called upon to handle enormous quantities of fruits, vegetables, fish, meat poultry, provisions, etc., for local consumption as well as for trade purposes elsewhere.

3. There were in all 43 Markets spread all over the city. Out of these 21 Markets including one squatter area at Parcel Village, as also the Plantain Market at Byculla, were the property of the Municipal Corporation, while the rest were owned by Private Individuals and Trusts. During the year under report the Nowroji Hill Road squatter area was closed down and a new full fledged market called the New Dongri Municipal Market started functioning on Dr. Meishri road with effect from 1st August 1955.

The licence fees realised from the owners of the Private Markets amounted to Rs. 87,234-0-0 as against Rs. 76,242 in the previous year.

4. There were 188 licensed outside Meat-Shops spread all over the city for the sale of Mutton, Beef and Pork and the licence fee amounted to Rs. 13,808.

5. The total receipts for the department reached a record figure of Rs. 39,63,514-8-6 despite lean mango and fish Seasons. The increase of Rs. 2,62,628-13-9 over the previous year was mainly due to the improved receipts from stallage charges, squatter fees and realisations from Mundi (Fair Ground) and Slaughter Fees. Appendix 'B' shows the details under different important items of revenue together with those of the previous year.

6. The work of collecting fees on the parcels arriving at the Scaleshed of Arthur Crawford Market continued to be done departmentally. The revenue collected from this source amounted to Rs. 4,96,770-8-6 as against Rs. 5,49,063 realised during the preceding year. The fall in revenue was mainly due to the reduction in the Mango Parcels received in the market.

7. The Cold Storage Plant at the Arthur Crawford Market consists of three Chambers, one each for storing Fish, Mutton and Fruit, Vegetables and Eggs. The Plant has an Ozone generator for deodorising and destroying bacteria in the Chambers. It is capable of holding the perishable produce in its three chambers at temperatures varying from 25°F to 40°F.

The following statement shows the approximates of the weights of goods dealt with and the amount realised by way of fees at the Arthur Crawford Cold Storage during the year 1955-56 :—

Commodity	Year ended		Amount realised	
	31st March 1956	31st March 1955	1955-56	1954-55
	Lbs.	Lbs.	Rs. as. ps.	Rs. as. ps.
Fish	54,34,960	54,36,800	54,081 14 0	54,369 5 0
Mutton & Kena	6,78,980	6,79,600		
Fruit and Vegetables	27,11,930	27,18,400		
Eggs	11,77,400	11,78,060		
Milk and Milk Products	7,35,420	7,36,320		

Facilities were granted to a number of officers from different states and groups of local students from colleges and various Institutions to visit the Cold Storage Plant.

8. The stalls in the various Municipal Markets continued to be well occupied throughout the year. In the Erskine Road and Chowpatty Markets, however, some stalls remained vacant due to the unfair competition from the outside squatters in the vicinity of these Markets. Appendix 'A' shows the number of stalls occupied and vacant and the gross receipts and expenditure, etc., in respect of Municipal Markets and squatters areas.

9. The question of inducing squatters outside the Markets to occupy stalls provided in the Markets was being tackled through public co-operation and sustained efforts of the market staff.

10. All the Markets were regularly supervised. All obstructions and encroachments as also nuisances caused on account of throwing of refuse in the passages of the Markets and indiscriminate spitting of pan juice etc., were dealt with and steps were taken to educate the stall holders in the matter of observing clean and healthy habits and inculcating a civic sense among the persons working in the Markets.

11. *Improvements effected.*—The following improvements and expansions to the Municipal Markets were carried out during the year.

(a) *Colaba Market.*—The water supply at this market was improved by providing a new storage tank.

(b) *Fort Market.*—The wooden shutters provided for the vegetable stalls were repaired and the broken flooring, glazed tiles and dado etc., were renewed.

- (c) *Arthur Crawford Market*.—A number of Mutton and Beef stalls requiring attention were put in order. Additions and alterations were made to the old refrigerator building, with a view to shift purveying shops there, and to provide additional accommodation thereby, to the wholesalers on the scaleshed, particularly, in mango season. The roof of the Rival mango shed was renovated. The soil pans and glazed tiles, etc., of the sanitary block were renewed. Twelve wooden stalls in vegetable section were converted into R. C. C. rat-proof stalls.
- (d) *Erskine Road Market*.—Obsolete gas lights in this market were replaced by electric lights.
- (e) *Pedder Market*.—General repairs to the Mutton stalls were carried out and an additional gas lamp was installed for pork stalls.
- (f) *Gold Mohur Castle Market*.—The work of constructing new section for fruits consisting of 140 stalls was taken in hand. Main roof of the market was oil painted.
- (g) Storage Tanks in different Municipal Markets were provided to improve their water supply.

Bandra Slaughter Houses.—The unpaved spaces in the Mutton and Beef sections were paved with cement concrete. Certain gas lamps were repaired and replaced to increase the lighting.

12. Increased supplies of fish in recent years have made it imperative to provide adequate Marketing facilities. The first step in this direction was taken by the Bombay Municipal Corporation which put up in 1951 a new structure at the Arthur Crawford Market to cater for the City's fish trade. The New Fish Section has many facilities including an electric lift for the purpose of conveyance of fish consignments.

13. *Food Inspection*.—Inspection of meat, fish, fruit, and vegetable is one of the responsibilities of the Market Department for the examination of which a number of veterinary officers and sanitary qualified Inspectors are appointed with a view to preventing the exposure of unsound or unwholesome food for human consumption. A total quantity of 6,16,561 lbs. of unwholesome food was destroyed during the year.

14. Surprise raids to detect the smuggling of animals, contraband meat and unauthorised slaughter were systematically carried out by the staff specially appointed for this purpose. The total quantity of contraband meat seized and destroyed was 42,175½ lbs., as against 42,594 lbs. in the preceding year. In all 696 seizures were effected in different parts of the city and 604 prosecutions were instituted resulting in conviction of 266 persons and recovery of fine amounting to Rs. 4,403. The amount realised by selling 116 seized animals by auction was Rs. 4,325. Besides this over Rs. 1,120 were recovered by way of penalty for importing animals into the city without requisite permits.

15. As there was a persistent demand for licensed Hamals nearly 1,033 Porters were licensed to work in some of the prominent Markets. They were issued new Metal armlets for this purpose.

16. *Miscellaneous*.—The Superintendent Markets continued to act as a Member of the Bombay State Fruit and Vegetable Market Committee and in that capacity visited along with other Members important vegetable producing Centre like Poona with a view to studying the working of Fruit and Vegetable Markets and advising in the matter of regulating these markets. The Superintendent of Markets was also appointed a member of the Fish Advisory Committee appointed by the Government of Bombay and in connection with the Committee's work attended a number of meetings at the Bombay Sachivalaya. The Chief Inspector and one of the Inspectors were appointed as Assistant Game Warden.

The first 'All-India Mango Show' was held by the Indian Council of Agricultural Research at the instance of Government of India at the St. Xavier's College Hall in the month of May 1955. The Superintendent Markets was appointed as a Member of the All India Mango Show Committee and also acted as one of the judges. The prizes of the said exhibition were distributed by the Mayor.

17. A few consignments of graded mangoes were sent to U.K., with a view to finding new Markets for Alphonso mangoes. Similarly, Indian coconuts were despatched to Germany on the occasion of the Lipzig Fair at the instance of Government of India, Ministry of Food and Agriculture.

SLAUGHTER HOUSES

18. There are three main Slaughter Houses and all except Jhatka Slaughter House which is privately owned, are run by the Corporation. The revenue derived from this source amounted to Rs. 11,12,196-3-0 as against Rs. 9,70,000 last year.

19. The position of the Bandra Slaughter Houses is unique not only in the state of Bombay but also in the whole of India. The premises of Bandra Slaughter Houses cover an area of nearly 18 acres and comprise Beef and Mutton section with lairs, pens, stables, etc., together with separate sheds for the treatment of blood, casings and offals, as also a Fair Ground for assembling sheep, goats and horned cattle. Considered by present day standards, the Slaughter Houses are old fashioned but, nevertheless, the output from this centre is probably unequalled anywhere in the country.

20. The number of animals brought to the Fair Ground at the Bandra Slaughter Houses and the number of animals slaughtered as compared with those of the previous year were as under :—

Year	Animals brought to the Fair Ground.			Animals slaughtered		
	Buffaloes	Horned Cattle	Sheep and Goats	Buffaloes	Horned Cattle	Sheep and Goats
1955-56 ...	5,925	66,587	15,59,762	5,820	66,049	11,41,595
1954-55 ...	5,712	69,251	13,96,315	5,591	68,074	10,58,194

The number of pigs and pigling brought for slaughter at the Arthur Road Slaughter House during the year under report was 10,610 and 440 respectively, out of which 10,273 and 440 were slaughtered as against 9,685 pigs and 486 piglings slaughtered last year.

21. The principal causes of ante-mortem rejections were Emaciation, Exhaustion, Pregnancy, Sheep-Pox, Foot-rot and other diseases or infections rendering meat unfit for human consumption. In case of buffaloes and cattle most of the rejections were due to animals being young and fit for breeding, milch or farm purposes.

The chief causes of post-mortem condemnation were Cysticercus Bovis, Liver, Fluke, Abscesses, Bruises, Emaciation, Hydatid Cysts and parasitic nodular infections of liver and lungs. The main causes for rejection of pigs were Tuberculosis, Pregnancy, Cysticercus Cellulosa, Rash, Bruises, Cysts and injuries.

Government Veterinary staff was daily posted in the Slaughter House compound to inspect the horned cattle according to the provisions of cattle Preservation Act, Rigid inspection of slaughtered animals by the qualified Municipal veterinary staff included ante and post-mortem examinations, grading and stamping of dressed carcasses and rejection and destruction of unwholesome meat, etc.

22. The approximate weight of dressed carcass meat of buffaloes and cattle was 7,008½ tons, of sheep and goats 10,193 tons and that of pigs 305 tons. Except for the small quantity exported overseas, a greater portion of this meat went towards meeting the requirements of the City. The quantity of meat rejected and destroyed as unfit for human consumption was 14 tons, 11 tons and 7.2 tons of horned cattle, sheep and goats, and pigs respectively, which worked out to 0.2, .0.12 and 2.4 per cent. respectively of the total meat.

23. Details with regard to the number of animals and the fees realised etc., are shown in Appendix 'C'. The Fair Ground Fees at the Bandra Slaughter Houses were collected departmentally. An amount of Rs. 68,840-15-9 was recovered at the Bandra Slaughter Houses as enhanced Entrance Fee and the same was transferred to Budget 'D'.

24. The regular removal of offal from the Slaughter House at night time has considerably mitigated the vulture nuisance at the Bandra Slaughter Houses.

25. The following foreign dignitaries visited and were shown round the Bandra Slaughter Houses.

- (1) Sir Thomas Dalling, Chief Veterinary F.A.O. and other professors who attended the veterinary seminar in Bombay.
- (2) Members of the Russian delegation for pharmaceutical and development works.
- (3) Dr. Hammond, F.A.O. genetics expert.
- (4) Dr. Yasin, director of Animal Husbandry, Government of Pakistan.
- (5) Dr. Valli Mohd., Principal, Veterinary College, Karachi.
- (6) Members of the Committee appointed by the Government of India for determining the adequacy of the existing laws for the Prevention of Cruelty to animals visited Bombay and Superintendent of Markets tendered evidence before the Committee. The Members of the Committee including few Members of Parliament were taken and shown round the Bandra Slaughter Houses.

L. M. HIRA,
Superintendent of Markets and
Slaughter Houses.

APPENDIX 'A'

Statement showing the number of stalls occupied and vacant, and the Gross receipts and expenditure etc., in respect of the Municipal Markets and squatter areas:

Name of Market	Total number of stalls.		Average No. of stalls vacant per quarter.		Stallage charges 1955-56.	Squatter fees, licence fees etc., 1955-56.	Total gross receipts 1955-56.	Total expenditure 1955-56.	Net receipts 1955-56.	Net receipts 1954-55.	Increase or decrease in the net receipts over the previous year.	Total cost of Markets upto 31-3-56.	Percentage of Net Receipts on the cost.
	1955-56	1954-55	1955-56	1954-55									
Colaba ...	45	45	4	3	Rs. a. 15,536-2	Rs. a. p. 11,589-0-0	Rs. a. p. 27,125-2-0	Rs. 13,254-4	Rs. a. 13,870-14	Rs. a. 15,866-12	Rs. a. -1,995-14	Rs. 97,556	14.2
Fort ...	170	170	14	6	47,591-10	15,696-4-0	63,287-14-0	24,410-2	38,877-12	49,501-1	-10,623-5	4,30,880	9.1
Arthur Crawford	1,020	1,020	23	17	6,32,449-2	7,32,813-12/6	13,65,262-14/6	3,55,630-11	10,09,632-3/6	10,40,614-1	-30,981-13/6	24,22,789	41.6
Pork(Dhobi Talao)	3	3	5,880-0	6-0-0	5,886-0-0	2,010-14	3,875-2	3,677-6	+197-12	20,888	18.1
Bhuleshwar ...	201	201	13	13	50,708-1	553-8-0	51,216-9-0	15,287-6	35,974-3	34,460-14	+1,513-5	29,427	122.2
Masjid Bunder ...	4	4	611-12	9,298-10-0	9,910-6-0	8,324-3	1,586-3	1,517-1	+69-2	17,346	9.1
Erskine Road ...	815	815	130	123	2,22,458-2	32,410-10-0	2,54,868-12-0	75,375-15	1,79,492-13	1,72,797-11	+6,695-2	5,97,612	30.0
Peddar (Mazgaon)	24	24	8,597-0	26,569-6-0	35,166-6-0	16,801-9	18,364-13	18,186-13	+178-0	57,863	31.7
Chowpatty ...	69	69	19	22	6,827-6/6	7,451-12-0	14,279-2/6	11,411-10	2,867-8/6	2,802-4/6	+65-4	4,67,280	0.6
Fergusson Road...	24	24	4	3	8,578-0	26,502-5-0	35,080-5-0	16,635-4	18,445-1	22,062-1	-3,617-0	25,473	72.4
Kamatipura ...	84	84	6	15	19,263-5	8,520-2-0	27,783-7-0	12,382-7	15,401-0	10,229-11	+5,171-5	55,498	27.7
DeLiale Roadsheep	48	48	21,380-0	2,880-0-0	24,260-0-0	15,247-1	9,012-15	13,837-2	-4,824-3	25,000	36.0
New Worli ...	43	43	4	4	21,571-0	20,942-11-0	42,513-11-0	13,905-15	28,607-12	28,184-15	+422-13	1,79,947	15.8
Prabhadevi ...	9	9	3,320-0	21,549-13-0	24,869-13-0	11,702-9	13,167-4	12,448-14	+718-6	23,819	55.3
Elphinstone Road.	39	39	15,020-12	51,506-4-0	66,527-0-0	22,874-14	43,652-2	46,113-15	-2,461-13	31,843	135.7
Dadar ...	10	10	4,120-0	1,14,593-1-0	1,18,713-1-0	49,934-14	68,778-3	68,044-11	+733-8	1,51,676	45.1
Gopi Tank market	11	11	9,587-8	39,798-13-0	49,386-5-0	21,161-15	28,224-6	35,586-2	-7,343-12	64,790	43.6
*Dongri Ml. Mkt.	136	...	6	...	47,099-2	10,453-14	57,553-0-0	14,340-3	43,212-13	...	+43,212-13
Gold Mohur castle	3,15,597-5-0	3,15,597-5-0	76,813-12	2,38,783-9	2,41,063-12	-2,280-3	5,16,603	40.3
§Plantain Mkt. at Byculla	54,130-15-0	54,130-15-0	11,202-6	42,928-9	1,383-0	+41,545-9
<i>Squatter Areas:-</i>													
*Nowroji Hill	17,300-2-0	17,300-2-0	5,766-10	11,533-8	42,938-12	-31,455-4
Parcl Village	2,275-6-0	2,275-6-0	2,222-4	53-2	168-4	-115-2
Total	2,755	2,619	223	206	11,40,598-14/6	15,22,439-9/6	26,63,038-8-0	7,96,696-12	18,66,341-12	18,61,517-2/6	+1,00,522-15-6 -95,698-5-6	52,16,490	

* The Nowroji Hill sq. area was discontinued from 1-8-1955 when the newly-built Dongri Municipal Market Started Functioning.

L. M. HIRA,

Superintendent of Markets and Slaughter Houses.

APPENDIX 'B'

Statement showing the receipts under different items during the year 1955-56 and those of the previous year.

Serial No.	Particulars.	1955-56.		1954-55.	
		Rs.	a. p.	Rs.	a. p.
1	Stallage charges	11,40,598	14 6	10,78,071	14 6
2	Squatter Fees	8,78,728	3 0	8,75,177	10 0
3	Fair Ground fee at Bandra Slaughter House ..	4,14,761	6 0	3,76,980	10 0
4	Slaughter and removal fees collected at the Bandra Slaughter House, DeLisle Road Sheep Market and Pig Slaughter House.	6,57,579	13 0	5,65,747	12 0
5	Licence fees from stalls and shops in the Municipal Markets	7,964	0 0	8,010	0 0
6	Licence fees for doing different types of business at Bandra Slaughter Houses.	16,229	0 0	14,212	0 0
7	Licence fees from Private Market's owners	* 87,234	0 0	76,242	4 0
8	Licence fees from firms dealing in foreign fish and imported meat, etc.	* 1,400	0 0	2,200	0 0
9	Licence fees for outside meat shops	* 13,808	0 0	369	0 0
10*	Licence fees from butchers in Private Markets	4,180	0 0	164	0 0
11	Licence fees from brokers in different Municipal Markets ..	* 66,875	0 0	24,277	0 0
12	Licence fees from Kamatries, slaughterers etc, in Arthur Road Slaughter House, Zarka Slaughter House, etc.	1,340	0 0	215	0 0
13	Scale fees at A. C. Market.	4,96,770	8 6	5,49,063	5 6
14	Sale of the Right of blood at the Bandra Slaughter House ..	23,251	0 0	11,251	0 0
15	Sale of the Right of removing bone pieces at Bandra Slaughter House.	375	0 0	350	0 0
16	Nokarnama Fees	1,234	0 0	1,537	0 0
17	Cold Storage Fees	54,081	14 0	54,369	5 0
18	Ground Rent	22,362	2 6	18,931	0 0
19	Chawl Rent	11,933	10 0	11,971	3 3
20	Miscellaneous Receipts	62,868	1 0	31,745	10 6
	Total Rs. ..	39,63,514	8 6	37,00,885	10 9

* A sum of Rs. 47,960 has been held under Deposit.

L. M. HIRA,

Superintendent of Markets and Slaughter Houses.

APPENDIX "C"

Statement showing the number of animals slaughtered or removed for private slaughter and the amount of slaughter and removal fees, etc., Levied thereon during the year 1955-56.

Description of animals.	April 1955.	May 1955.	June 1955.	July 1955.	August 1955.	September 1955.	October 1955.	November 1955.	December 1955.	January 1956.	February 1956.	March 1956.	Total No. of animals.	Total amount of slaughter fees, etc.		
														Rs.	a.	p.
Buffaloes	470	485	462	503	508	464	502	488	486	488	478	486	5,820	87,308	0	0
Cows (Bombay)	12	18	0	0
(Bandra)	1	1	0	0
Bullocks (Bombay)	3,905	4,450	4,296	4,854	4,627	4,621	4,874	4,786	5,361	4,946	5,092	4,800	56,612	84,918	8	0
Bullocks (Bandra)	845	981	902	770	758	712	756	742	757	735	714	752	9,424	9,424	0	0
Sheep and goats for Bombay	91,142	90,785	88,568	88,401	80,064	93,894	98,008	89,145	96,724	86,364	84,749	88,974	10,76,818	2,69,204	8	0
Do. Bandra	5,266	5,496	5,358	5,583	4,992	5,709	5,705	5,133	5,791	5,310	5,017	5,417	64,777	12,145	11	0
Pigs imported at Arthur Road Slaughter House	1,038	658	733	928	653	839	969	759	1,539	744	794	956	10,610	13,262	8	0
Piglings Do. do.	36	36	14	29	26	27	23	44	102	25	35	43	440	440	0	0
Pigs slaughtered at Arthur Road Slaughter House	975	665	737	860	713	794	845	808	1,464	742	767	903	10,273	12,841	4	0
Piglings Do. do.	36	36	14	29	26	27	23	44	102	25	35	43	440	440	0	0
Slaughtered piglings imported for private consumption in Bombay	9	2	2	2	...	5	5	6	26	2	6	4	69	69	0	0
Live horned cattle removed to Bombay	10	6	1	...	1	...	2	1	21	105	0	0
Live horned cattle removed to Bandra	2	1	11	4	2	...	1	1	1	...	23	46	0	0
Live horned cattle removed for shipping	0	0	0
Live horned cattle for private slaughter in Bombay	2	2	10	0	0
Live sheep and goats removed to Bombay	5,435	4,985	4,837	9,590	4,533	5,537	6,227	5,973	6,137	5,064	5,263	6,225	69,806	69,217	0	0
Do. do. Bandra	11,832	12,622	10,395	12,613	8,816	11,816	11,170	12,978	12,293	12,898	11,956	12,445	1,41,834	53,187	14	0
Do. do. for shipping	10	27	189	182	24	24	18	20	24	...	25	36	579	217	2	0
Live sheep and goats for private slaughter in Bombay	44	1	...	122	1	2	49	...	219	219	0	0
Live sheep and goats removed by DeLisle Road Sheep Market Fadkarees	3,414	3,693	3,411	6,970	2,028	3,690	3,922	3,504	3,710	2,808	3,387	4,466	45,003	45,003	0	0
Live sheep and goats slaughtered in the chamber of DeLisle Road Sheep Market	704	1,168	901	1,211	326	1,035	1,066	929	789	745	672	1,032	10,578	2,644	8	0
Total	1,25,163	1,26,091	1,20,819	1,32,647	1,08,117	1,29,204	1,34,119	1,25,366	1,35,309	1,20,898	1,19,044	1,26,584	15,03,361	6,60,438	15	0

302

L. M. HIRA,
Superintendent of Markets & Slaughter Houses.

MUNICIPAL PRINTING PRESS

Shri S. G. Tolat, B.A. (Hons.), was in charge of the Press during the year except for a period of about ten weeks when Shri S. V. Apte, senior Deputy Manager, officiated.

84 tons of paper were purchased from Messrs. Deccan Paper Mills Company, Ltd., at Government controlled rates. No purchase was made under Government Release orders during the year under report. In addition to the above, 40 tons of Foreign Bleached as well as Indian paper had to be purchased from local market to supplement other requirements.

The printing work of all the Departments of the Corporation increased during the year. Over and above their Budget Estimates, Establishment Schedules, Municipal Chief Auditor's Administration Report, Electric Supply Motive Power and Domestic Electrical Appliance Hire Bill Forms Mileage cards and Bus Fares Tables, several other jobs were also executed for the B.E.S. & T. Undertaking, at a total cost of Rs. 1,00,625.

The statement of jobs carried out and the pages printed for the Corporation and its various Committees as well as for the B. E. S. & T. Undertaking during the year under report as compared with those in the previous year is given below :—

Description.	1954-55.		1955-56.	
	Jobs.	Pages.	Jobs.	Pages.
Departmental Printing	...	6,924	...	7,343
Departmental Stationery	...	1,320	...	1,166
Private Parties Printing	...	85	...	62
B.E.S. & T. Printing	...	209	...	51
Corporation and its Committees	25,364
Corporation and its Record	6,038
B.E.S. & T. Committee	2,591
Total	...	8,538	...	33,993
			...	8,622
				35,925

The number of jobs carried out at the Press exceeded the previous year's figure by 84 and the number of pages by 1932.

"The Bombay Civic Journal," the accredited organ of the Bombay Municipal Corporation, continued to be printed and published by the Press.

The statement showing the quantity of paper consumed during the year under report as compared to that of previous two years is given below :—

Description of Paper.	1953-54.		1954-55.		1955-56.	
	Rate per lb.	Quantity consumed in tons.	Rate per lb.	Quantity consumed in tons.	Rate per lb.	Quantity consumed in tons.
	Rs. a. p.		Rs. a. p.		Rs. a. p.	
White	... 0 8 7	106½	0 9 0	118½	0 10 0	113½
Badami	... 0 8 1	12½	0 8 1	19	0 8 1	12½
Other Kinds	... 0 12 0	55	0 15 0	39	0 15 6	65½
		174½		176½		191½

Profit and Loss Account and Pro forma Balance Sheet as on 31st March 1956 are appended hereto. The transactions for the year closed with a surplus of Rs. 6,543 on a total turnover of Rs. 9,63,478 as against the surplus of Rs. 3,403 on a total turnover of Rs. 8,39,238 for the previous year.

The work of implementing the recommendations of Messrs. Ibcn Ltd., on the reorganisation of the Press continued under the guidance of the Standards Officer.

The Labour staff on 29th February 1956 consisted of 237 workers as against 236 on 28th February 1955.

S. G. TOLAT,
Manager, Municipal Press.

MUNICIPAL PRINTING PRESS
Profit and Loss Account as at 31st March 1956

EXPENDITURE				INCOME		
Dr.	Rs. a. p.	Rs. a. p.	Rs. a. p.	Cr.	Rs. a. p.	Rs. a. p.
<i>Materials—</i>						
Paper, etc, stock at the beginning ...	2,09,605 7 7					
Do. Add Purchases ...	1,66,403 13 0					
Do. outstanding Liabilities ...	51,879 0 0			Amounts charged to Departments ...	8,57,483 4 0	
Balance in Reserve Bank of India ...	15,648 10 0					
	4,49,336 14 7					
Do. Deduct stock at the end ...	1,40,753 6 8	3,02,583 7 11				
Ink stock at the beginning ...	275 12 8			Amounts recovered from Private Parties ...	1,05,995 8 0	
Do. Add Purchases ...	756 4 0				9,63,478 12 0	
Do. Deduct stock at the end ...	1,032 0 6			Deduct Work in Progress at the beginning of the year ...	1,23,025 8 0	
Binding Materials stock at the beginning ...	466 2 4	565 14 2			8,40,453 4 0	
Do. Add Purchases ...	7,773 12 6			Add work in Progress at the end of the year ...	1,02,080 11 0	9,42,533 15 0
Do. Deduct stock at the end ...	24,967 13 0					
Mono Metal stock at the beginning ...	32,741 9 6	19,544 7 6		Revenue Miscellaneous ...		3,800 12 9
Do. Add Purchases ...	13,197 2 0					9,46,334 11 9
Do. Deduct stock at the end ...	1,42,219 4 0			Deposit with the Reserve Bank of India ...		7,455 3 0
Lino Metal stock at the beginning ...	18,000 3 0					
Do. Add Purchases ...	1,60,219 7 0					
Do. Deduct stock at the end ...	1,55,019 6 0	5,200 1 0				
Lino Metal stock at the beginning ...	49,986 8 0					
Do. Add Purchases ...	8,177 10 2					
Do. Deduct stock at the end ...	58,164 2 2					
Materials Non-consumable and Books and Dead Stock at the beginning ...	56,123 3 0	2,040 14 2				
Do. Add Purchases ...	12,835 15 0					
Do. Deduct stock at the end ...	1,308 3 3					
	14,144 2 3					
	11,363 4 0	2,580 14 8	3,32,515 11 0			
Out-work ...		7,493 15 9				
Do. outstanding liabilities ...		2,165 0 0	9,658 15 9			
Wages ...		2,98,467 0 8				
Do. outstanding liabilities ...		2,900 0 0	3,01,367 0 8			
Departmental Expenses—						
Rent ...	3,714 14 9					
Repairs and Maintenance—						
(a) Building ...	263 0 0					
Do. outstanding liabilities ...	4,059 15 11					
(b) Machinery ...	9,465 14 0					
Do. outstanding liabilities ...	4,838 0 0					
Lighting ...	2,570 10 0					
Gas Charges ...	1,095 13 0					
Electric Power ...	3,807 4 2					
Debt Charges ...	67,642 4 0	94,457 11 10				
General Expenses—						
Staff Salaries ...	74,443 10 2					
Do. outstanding liabilities ...	2,200 0 0					
Provident Fund ...	22,139 2 0					
Contingencies (Miscellaneous) ...	4,616 12 9					
Telephone Charges ...	1,022 7 0					
Advertisement ...	347 0 0					
Printing ...	1,713 4 3					
Do. outstanding liabilities ...	909 0 0					
Stationery ...	476 8 8					
Do. outstanding liabilities ...	350 0 0					
Maintenance of Delivery Van ...	540 1 9					
Do. outstanding liabilities ...	334 0 0					
Private Works ...	1,00,155 5 0	2,09,246 13 7	3,03,704 9 5			
			9,47,246 4 10			
Net Surplus ...			6,543 9 11			
			9,53,789 14 9			9,53,789 14 9

MUNICIPAL PRINTING PRESS

Balance Sheet as at 31st March 1956

LIABILITIES			ASSETS			
	Rs.	a. p.	Rs.	a. p.	Rs.	a. p.
CAPITAL—						
(1) Advances from Net Premia Fund ...	1,60,143	4 9			1,74,906	14 9
Less—Amount repaid ...	1,07,869	1 0				
	52,274	3 9			1,18,223	11 0
(2) Advances from the Surplus Cash Balance ...	4,409	0 0	56,683	3 9		
Plant and Machinery Depreciation Fund Account ...			4,409	0 0	1,16,998	10 3
(3) Advances from Capital Works Loan Funds—Plant and Machinery Purchased out of Different Special Funds ...	1,16,998	10 3			1,55,903	11 0
(4) Advances from Capital Works—Loan Funds, I.—General Supervision, Collection of Revenue, Item No. 7, Conversion of Crusher Godown at Carnac Bridge ...	4,39,811	0 0			Do. Books and Dead Stock ...	11,640 6 0
(5) Do— ...	1,09,122	4 3			Do. cost of Crusher Building ...	3,47,028 15 3
(6) Advances from Net Premia Fund ...	54,677	0 0			Do. Outstanding Liabilities ...	34,360 4 0
(7) Advances from Capital Works—Loan Funds—Plant and Machinery purchased out of Net Premia Fund ...	29,564	1 0			(6) Plant and Machinery Purchased out of Net Premia Fund ...	48,766 3 0
(8) Advances from Special Fund charges to be met out of Plant & Machinery Depreciation Fund. ...	2,250	0 0			Do. Books and Dead Stock ...	3,396 2 0
Less—Amount Repaid ...	73,399	7 0	6,79,023	8 6	Do. Outstanding Liabilities ...	2,514 11 0
	7,52,422	15 6			(7) Plant & Machinery purchased out of Net Premia Fund ...	29,564 1 0
					(8) Plant and Machinery Depreciation Fund Investment in respect of Machinery purchased from Special Fund ...	2,250 0 0
					Less—Depreciation upto 31-3-1956 ...	7,52,422 15 6
					Work in Progress ...	73,399 7 0
					Stock of Paper, etc., ...	1,02,080 11 0
					Mono Metal—Balance as per last year ...	1,54,416 11 0
					Do. Additions during the year ...	1,42,219 4 0
					Less—Written off ...	20,853 12 0
					1,63,073 0 0	
					Less—Written off ...	8,053 10 0
					Line Metal—Balance as per last year ...	49,986 8 0
					Do. Additions during the year ...	9,090 10 0
					Less—Written off ...	59,077 2 0
					2,953 14 0	
					Material Non-Consumable—	56,123 4 0
					Balance as per last year ...	6,897 11 0
					Do. Additions during the year ...	377 7 0
					7,275 2 0	
					Less—Written off ...	1,528 7 0
					Books and Dead Stock—	5,746 11 0
					Balance as per last year ...	5,998 4 0
					Do. Additions during the year ...	1,064 11 0
					7,002 15 0	
					Less—Written off ...	1,186 6 0
					Deposits with Reserve Bank of India ...	5,816 9 0
					Bills due from Departments ...	7,448 14 0
					Do. from Private Parties ...	3,23,086 14 6
					36,095 2 0	
					Dead Stock ...	359,182 0 6
Outstanding Advances as on 31-3-1956...			8,45,834	2 6		
Assets purchased out of Revenue ...			430	14 0		
			15,86,380	12 9		
						8,45,834 2 6
						430 14 0
						15,86,380 12 9

S. G. TOLAT,
Manager, Municipal Press.

The King Edward VII Memorial Hospital and Seth Gordhandas Sunderdas Medical College.

DEAN

Dr. S. G. Vengsarkar, M.D., F.C.P.S., held the post of the Dean during the year 1955-56.

Professorial Staff

Dr. G. M. Kurulkar, M.B.B.S. Professor of Anatomy (Temp.) retired from 13th July 1953 on account of superannuation. He was continued after superannuation till the post is permanently filled in.

Dr. K. D. Desai, M.B.B.S., M.Sc. (Med), Lecturer (Whole Time) in Anatomy was appointed as Assistant Professor of Anatomy on probation for one year from 20th June 1955.

Dr. D. D. Bankar, M.D., Ph.D., Assistant Professor of Pathology and Bacteriology, resigned from 29th April 1955 and Dr. C. K. Deshpande, M.D., was appointed as Assistant Professor of Pathology and Bacteriology (Temp.) from 8th August 1955.

Dr. W. B. Bhawe, B.Sc., M.B.B.S. Assistant Professor of Pharmacology Department was on study leave from 9th January 1954 to 24th February 1956.

Dr. R. G. Chitre, M.Sc., Ph.D., F.R.I.C., Assistant Professor of Biochemistry, has been deputed to Burma from 6th October 1955.

Dr. R. K. Anjaria, M.Sc., Ph.D., Tutor in Bio-Physics (Whole Time) was appointed as Assistant Professor of Bio-Chemistry from 6th October 1955.

Dr. S. K. Gokhale, M.Sc., A.I.I.Sc., F.R.I.C. was appointed as Post Graduate Teacher in Bio-Chemistry for a period of two years from 6th October 1955.

Dr. B. B. Gaitonde, M.B.B.S., Lecturer (Whole Time) in Pharmacology Department was appointed as Assistant Professor of Pharmacology (Temp.) in Topiwala National Medical College from 1st January 1956.

Foreign Study Tour of the Staff

During the year Dr. E. P. Bharucha, Hon. Assistant Physician, proceeded to United Kingdom and visited neurological Centres. Dr. K. K. Datey, Hon. Assistant Physician, was sent to U. K. for training in cardiology. Dr. N. H. Moghe, Hon. Assistant Dental Surgeon, had gone abroad for obtaining post-graduate training in Dentistry.

Advisory Medical Board

2. During the year 1955, the Advisory Medical Board held eight meetings inclusive of one special meeting of the Honorary and Professorial Staff.

Visitors

3. The following is the list of prominent persons who visited the Hospital and College during the year 1955:—

Name of the visitor.	Date of visit.
Shri H. S. Seetharam, Mayor of Bangalore	... 4th January 1955
Dr. Pror. Obrosoy, Expert in Physical Medicine, U.S.S.R.	... 27th January 1955
Dr. Skorniakova, Paediatrician, U.S.S.R.	... Do.
Dr. K. C. K. E. Raja, Officer on Special Duty, Ministry of Health, Government of India, New-Delhi.	... Do.
Sir Cecil Wakely, President of the Royal College of Surgeons, England	... 5th March 1955
Major V. Polic and Major A. Drolie Medical Officers of the Yugoslavia National Army Medical Corps. Major M. C. Bhattacharya and Capt. S. Bannerji, Naval Hospital, Colaba, Bombay, accompanied.	23rd April 1955
Dr. Max Meynard, Prof. of Surgery and Director, Medical School, Cambodia	... 9th June 1955
Prof. L. C. Brumpt, Scientific Director, Cambodia	... Do.
Shri and Smt. V. P. Deenadayalu Naidu, Mayor of Bangalore	... 22 July 1955
Shri D. R. Chennarudraiyya, Municipal Commissioner, Bangalore	... Do.
Shri N. B. Chatterji, Dy. Secretary, Ministry of Health, Government of India, New-Delhi	... 6th August 1955
Dr. Nicol, Chief of V. D. Section, W.H.O. South East Asia Region	... 3th August 1955
Shri Vishnar, Dy. Minister for Local Self Government Madhya Bharat	... 9th Nov. 1955
Dr. J. Curran, Medical Advisor, W. H. O., Dean of Medical Education, State of New-York.	14th Nov. 1955
Sons of the King of Ibna Saud of Arabia	... 1st Dec. 1955

Distribution of beds according to Departments

4. The total number of scheduled beds in the Hospital was 550 and as usual all of them were fully occupied during the year and about 40 to 50 per cent. extra patients had to be accommodated on the floor in many wards. In some wards (female medical and surgical and in children ward) about 100 to 300 more patients had to be accommodated. This has become a regular feature. Distribution of beds according to the Department is shown in Appendix No. (1).

5. The total number of patients admitted for indoor treatment during the year 1955 was 21,732 as against 20,895 in 1954 and 19,257 in 1953 and 19,674 in 1952.

Extension of the Hospital.

6. There were no major additions or alterations to the Hospital building. Proposals for additional two wards, one for Children and the other for female patients have been sanctioned. The automatic lift in the out-door Department has been installed. A cool water tank with taps for the use of patients was fixed out of donation given by the Executors of the Will of Late Shri Gopal Shantaram Sanzgiri.

The other minor additions, were a semi-permanent weather shed near the Outdoor Department, Booster pump in the Nurses' Home and air conditioning of one room in the Reserve Bank Ward. The B. E. S. T. Co. has constructed a block near the X-Ray Department wherein a transformer will be installed.

Number of patients treated in 1955 and the total expenditure during the year 1955-56

7. The statistical tables attached to this Report show in detail the attendance of patients in all the Departments of the Hospital and the number of operations performed during the year 1955. Throughout the year an excess of 168 patients over the scheduled number of beds was a normal feature and on several occasions this excess figure was so high that either admissions had to be restricted or refused or patients had to be discharged a little earlier to relieve the extreme congestion in the wards. The maximum number of inpatients on a single day was 792 thus making their nursing and medical care extremely difficult. (Appendix No. 2).

8. Out of the total number of inpatients (21,732 admitted during 1955 and 688 being balance of the previous year), 6,448 were cured, 9,134 were discharged as relieved, 4,345 either left the Hospital against medical advice or were otherwise discharged, 1,784 (excluding 7 still born) died leaving a balance of 709 patients at the end of the year 1955.

9. Out of 1,784 deaths, 743 died within 24 hours of their admission, 309 after 24 hours but within 3 days and 732 after 3 days of their admission into the Hospital.

10. The highest number of out-patients attendance on any one day during the year 1955 was 2,761. The highest number of new admissions in the outdoor Departments on a single day was 747. Likewise, the highest number of old cases treated on a single day was 2,020, casualty cases 168 and inpatients admitted were 97.

Expenditure.

11. The total expenditure incurred on the maintenance of the Hospital during the year 1955-56, including liabilities outstanding at the end of the year and exclusive of the cost of Extension Scheme, amounted to Rs. 27,62,333 approximately, against Rs. 27,60,574 for the last year. This expenditure was inclusive of the cost of maintenance and treatment of inpatients, the cost of out-patients departments, the Resident Medical, Nursing, Administrative and labour staff as well as the cost of the staff for administration, maintenance and repairs of the buildings etc. The scientific diets for the inpatients as recommended by the Nutrition Department was continued during the year.

12. Appendix No. (3) illustrates the relative cost per inpatient and outpatient per day during 1955-56 and previous two years.

13. The details of the cost, per inpatient, for 1955-56 and previous two years, are shown in Appendix No. (4).

14. The Appendix No. (5) gives the average cost of every new outpatient admission treated during the year in comparison with that of the previous two years.

The actual cost incurred on patients (inpatients as well as out-patients) under drugs, surgical appliances etc., was exclusive of the cost of the expensive drugs, injections, blood transfusions etc., which was met out of the Poor Box Charity Fund of this Hospital and this amounted to Rs. 52,893-15-0 during the year as against Rs. 41,907-10-0 in the previous year. A reference in this connection is invited to paragraph 23 below and appendix No. (30).

Mill and Motor Accident Cases.

15. The Appendix No. (6) shows the number of motor and mill accident cases treated during the year 1955 in comparison with that of the previous year.

16. 16,700 certificates of various categories were issued as shown below for which a sum of Rs. 4,872 was recovered from the patients etc.

Certificates under the Workmen's Compensation Act	1,236
Medical Opinion certificates	2,042
Police certificates (free)	2,414
Police certificates (paid)	105
Certificates for Municipal employees	248
Insurance certificates	83
Ordinary certificates (free)	10,500
Essentiality certificates	72

17. 576 cases were treated in the Hospital for poisoning.

Nursing Staff

18. The arrangement of sending 3 nurses to the Arthur Road Hospital to attend the Infectious Fever cases was continued during the year. Two members of the nursing staff, a trained nurse and a student nurse, were sent to the Annual Conference of the Trained Nurses' Association of India held at Patna.

19. During the year 56 nurses for Junior examination and 34 nurses for Senior examination were trained out of whom 47 and 28 passed in Junior and Senior examinations, respectively, held by the Bombay Nurses, Midwives and Health Visitors Council. 8 nurses have passed the examinations with higher marks and prizes were awarded to them. The nurses showed enthusiasm in sports too and won prizes.

20. The cost of nursing establishment worked out to Rs. 199-10-0 per nurse per mensem, as against Rs. 201-15-2 in the previous year. This included not only the salaries, uniform and dhobi allowance and honorarium paid to the medical staff giving instructions in the Nursing School but also their mess charges, cost of electric energy consumed and repairs to their quarters, household linen and crockery. The pro-rata rent for quarters provided to the inferior staff employed in the Nurses' Home and the Municipal provident fund contributions were not included in the above figures.

Nurses' Welfare Fund.

21. The Nurses' Welfare Fund instituted in 1931 for promoting the welfare of the nursing staff and providing amenities for recreation etc., continued to serve its useful purpose. The Fund was managed by a Committee with the Dean as President. Every nurse is an ordinary member of the Fund. The meetings of the Managing Committee and one of the General Body were held during the year when programmes were arranged for the ensuing months. Various functions, such as dances, dramas and tournaments were held which not only afforded recreation but encouraged the nurses to put forth efforts to exhibit their histrionic abilities and other arts. The Fund maintains a small library and some daily papers and periodicals were purchased. During the year several tournaments were held and the winners were awarded prizes. The Fund amounting to Rs. 25,000 was invested in Government Promissory Notes which were kept in safe custody with the Central Bank of India, Ltd., Bombay. Several ladies helped in the maintenance of the Fund and took keen interest in the welfare of the nursing staff during the year. Our thanks are due to them. Every few months members of the nursing staff meet to discuss their academic and administrative problems. One such meeting could be held during the year.

School Clinic.

22. During the year under report, the treatment of the School children attending the Municipal Primary Schools was continued. 888 new children were treated in the school clinic in addition to 5,635 old cases, i.e. 6,523 cases in all as shown in Appendix No. 7.

During this year also children have been found to be suffering from conditions similar to those reported in the previous year. Common complaints were, Malaria, Anaemia, Bronchitis, Round-worm infection, Cervical Adenitis, Tonsillitis, Otitis Media and Carious Teeth.

155 children were operated upon in the Aural Department. Refraction was done on 73 children and glasses were prescribed to 67. In addition to 155 children who were admitted in the wards for operations mentioned above, 17 more children were admitted in the wards for various complaints like, Anaemia, Spastic Paraplegia, X-ray spine, Bleeding after tonsil operations etc. X-Ray plates, Electro-encephalographs and Electro-cardiographs were taken whenever found necessary. 5 children were referred to the Physiotherapy Department and 2 children were referred to the Occupational Therapy Department. 34 cases were treated with Massive Vitamin 'A' Injection.

The total expenditure of the School Clinic at the K.E.M. Hospital during the year under report amounted to Rs. 15,600.

Poor Box Charity Fund.

23. This fund continued to receive steady support from the public as well as from the patients of this Hospital (Appendix No. 30).

Besides relief in the shape of blood transfusions, costly drugs, medicines, injections and spectacles and travelling expenses etc., other surgical appliances were provided to 209 patients at a cost of Rs. 2,376-5-0 out of the Fund.

Donations to the extent of Rs. 20,618-9-0 were received and acknowledged during the year, besides Rs. 6,612 and Rs. 6,782-4-9 collected from the poor boxes kept in the Wards and Outdoor Departments, respectively.

Our thanks are due to the kind donors for their contributions in cash and kind and we would like to make special mention of the gentlemen and firms who have donated Rs. 500 and above during the year 1955-56 as shown in Appendix No. 8.

Blood Bank and Blood Transfusions.

24. The number of blood samples supplied for transfusion was 2,052. The Blood Bank worked satisfactorily during the year 1955 with the blood of paid donors to whom payment was made out of the Poor Box Charity Fund to the extent of Rs. 18,805. In all 40 bottles of plasma were used. Various kinds of investigations etc., in respect of the Blood Bank are shown in the last part of the Appendix No. (27 printed in departmental copy.)

Medico Social Service Department.

25. This department which started functioning from September 1954 continued to render valuable help to the needy patients from this hospital who were referred by various departments as will be seen from the following table.

Medical aid, Injections, tonics, appliances etc.	Accommodation.	Travelling fares.	Rehabilitation.	Medical follow-up cases.	Psychiatric cases interviewed.	Psychiatric follow-up cases.	Total number of patients helped.
374	22	21	65	113	254	36	885

Gift Shop.

26. The Gift Shop started in 1950 in the Out-patient Department of the Hospital to enable the patients and their relatives etc., to get certain essential articles, such as clean bottles for medicine, cigarettes, biscuits oranges, post-cards, penicillin etc., continued to receive good support. The shop showed a profit of Rs. 6,119-13-6 during the year which was credited to the Poor Box Charity Fund.

Recreation Room and Library for the Patients.

27. A small library with donated books and magazines is maintained for the benefit of the patients. A small wheeled cart with books, magazines, cigarettes, etc., moved from ward to ward and the patients took advantage of the amenity. The proprietors of Bombay Samachar were generous enough to supply six copies of their daily newspaper free of cost for one year. The following periodicals were purchased for the patients:—

Loksatta, Dainik Vishwamitra, Times of India, Illustrated Weekly, Kirloskar, Satyakatha, Stree, Udyam.

The United States Information Service and the Consulates of the Republic of China and France supplied old magazines, Journals etc., to the Library. Our thanks are due to these donors. The Library has also been provided with a Radio set.

Prophylactic Immunization Centre.

28. The Prophylactic Immunization Centre continued to work on all outdoor days in the evenings from 3 to 5 p. m. It was also open on Sundays and holidays so that the anti-rabic treatment continued without a break. The attendance of the patients progressively increased and the total number of patients treated during the year 1955 was 14,900 as against 14,776 in the previous year. The number of new cases of dog bite coming to the department was 2,333 as against 2,358 in the previous year. Besides, immunization against typhoid, cholera, plague, diphtheria and small-pox was also done at this Centre.

Family Health Centre.

29. The Family Health Centre at the Hospital continued to function satisfactorily during the year. The object of the Centre is to investigate into the health of the family as a Unit and to advise them if any defects are found. The Centre remains open for registration of families from 4-30 to 7-0 p. m. on all days except on Saturdays and Sundays. A statement of the work done in the Centre during the year will be found in Appendix No. (28).

Physiotherapy Centre and the School

30. *History.*—The Physiotherapy School was started in 1953 in the K. E. M. Hospital, as a joint venture of Central Government, Bombay Government and the Bombay Municipal Corporation, with the aid from the World Health Organisation.

The World Health Organization provided the services of two Physiotherapists, Mr. R. L. Jacques and Smt. P. C. Mehta for an initial period of 3 years and 18 months respectively. Equipment worth 7,900 U. S. A. Dollars was donated by World Health Organisation.

Staff.—Mr. R. L. Jacques was in charge of the Department. Shri Shahani and Shri Muzumdar who passed in the first batch of students were appointed as Junior Physiotherapists in May 1955, and June 1955 respectively. Smt. Vania was appointed as Masseuse in May 1955. Shri Joshi continued to work as Masseur.

Shri Shahani left on a 6 month's World Health Organisation Fellowship to U. K. in June 1955 and returned in December 1955. He was appointed on his return as Assistant Physiotherapist. He took over the charge of the Department and School from Mr. R. L. Jacques, who left India on completion of his term of appointment. Shri Muzumdar, was awarded a Fellowship for 6 months by the World Health Organization.

Shri Chainani was appointed in place of Shri Shahani for the period of his Fellowship.

School.—1st Batch—1953-55.

Seven students (out of nine) successfully completed their training and were awarded Diplomas in April 1955 at a function presided over by Dr. Jivraj N. Mehta, Finance Minister of Bombay.

Two students of the 1st batch who had failed in April 1955 passed in the re-examination in October 1955 and were awarded Diplomas.

Certificate Students.—Miss C. Saragupta, World Health Organization Fellow from Thailand completed her one year's training and was awarded a certificate.

Besides this, Certificates were awarded to two female students who completed their training.

2nd Batch.—1954-56,

Eight students were under training.

3rd Batch.—1955-57.

Fifteen students were under training.

Work.—Teaching programme in the School was carried out by Mr. R. L. Jacques, World Health Organization Physiotherapist; in this he was assisted by Shri A. V. Muzumdar, Junior Physiotherapist. Medical subjects were taught by the Professorial Staff of the Gordhandas Sunderdas Medical College and Honorary Consulting Staff of the K. E. M. Hospital. Some of these lectures were jointly held for Physio Therapist and Occupational Therapist students.

From November 1955, lectures on the application of Physiotherapy in Rehabilitation Programme, were regularly given by Mr. R. McAdam, Physiotherapist, U. N. Rehabilitation Project. Mr. McAdam also helped in supervising the students' work on Rehabilitation patients and some paraplegic and amputation cases.

Department.—The Department was running efficiently under Mr. R. L. Jacques. The treatments of the patients were carried out mainly by students under the supervision of Staff members.

	1953	1954	1955
Patients referred to Physio Therapist Department ...	3,521	5,005	5,438
Total No. of treatments given to patients ...	47,409	74,986	78,466

Equipment.—Installation work on Hubbard Tank was nearly completed in December 1955.

One wooden cubicle was constructed in the Electrotherapy Department for giving ultra violet and short-wave Diathermy treatments to female patients.

To increase the efficiency of the Department certain changes were introduced by Mr. Shahani after his return from U. K.

The work done in the centre is shown in appendix No. 29. (printed in departmental copy.)

Future plans.—

To improve the standard of training of students and to meet the increasing patient load adequately, the proposal to increase the number of staff is under consideration by the Authorities.

Occupational Therapy Centre and School.

31. During the year 1955 the fourth batch of seven students were qualified. The diplomas were awarded at a joint ceremony with the first batch of the School, which was presided over by Honourable Dr. Jivraj N. Mehta Minister for Finance, Government of Bombay. The fifth batch of 13 students began their clinical training in other institutions. A sixth batch of 20 students was admitted in June 1955 and the students are receiving training.

The service period of Mrs. Ralph Mendonca (nee Janet Borthwick), Occupational Therapist from Australia whose services were secured under the Colombo Plan came to an end in November 1955. Smt. Siraj S. Ali, qualified Occupational Therapist under the English Occupational Therapy Association was appointed in Mrs. Mendonca's place as Senior Occupational Therapist, Smt. K. Verma, Occupational Therapist went on leave and Smt. Indu Virkar was appointed in her place.

At the beginning of the year 108 patients were on the register and fresh 902 were added during the year which were treated at the Centre. Out of the new admissions, 202 attended the Curative Workshop. The total treatments given during the year were 29,901, out of which 8,725 were given in the Workshop. The average treatments were approximately 2,500 per month of which 725 were in the Workshop. The above figure does not include the visits to the patients at the Bai Jerbai Wadia Hospital for Children and the work of students on clinical training in the N. M. Mental Hospital, Thana, St. George's Hospital, Children's Orthopaedic Hospital, K. G. V. Infirmary, Karnatak Health Institute (Chataprabha), Mission Hospital (Miraj) and the Group of T. B. Hospitals.

The work of the Centre and the School is progressing satisfactorily. An All India Occupational Therapists' Association has been founded and registered by the qualified students from the School. The World Federation of the Occupational Therapists has given membership to the above Association, it being 10th Founder Member, on account of the quality of good work of the School. The Director of the School, Smt. Kamala V. Nimbkar, represented India at the meetings of the World Federation in Scotland in 1954.

Appendix No. (9) gives an idea of the work done in wards and Centre during 1955 and 1954.

Clinical Meetings.

32. The Staff Society of the K. E. M. Hospital and Seth G. S. Medical College held 11 meetings during the year including one special meeting when ten papers on various subjects were read. A quarterly Journal named 'Journal of Postgraduate Medicine' was started and first issue was published in April 1955 followed by two more issues. The Journal publishes the papers read at the meetings. The Municipal Corporation sanctioned a grant of Rs. 800 for the activities of the Society during the current year.

Ambulance.

33. The Hospital maintains two ambulances. The service is free to all poor patients. In the year under report 299 poor patients were sent home in the Hospital ambulances. Well-to-do patients are charged fees at the rate of Rs. 6 for first one hour and Rs. 3 per hour or a fraction thereof. The service is usually available between 8 a. m. to 5 p. m. though emergency calls are answered at all hours.

The ambulance was of great help in taking the patients home during the recent city disturbances in the month of January 1956 when arrangements had to be made to receive emergency patients.

Pharmacological Laboratory

34. Dr. Jivraj N. Mehta Pharmacological Laboratory manufactured 37,677 transfusion bottles and 5,260 ampoules representing 27 different types of injectable solutions. The market value of these articles will be approximately Rs. 58,680 excluding the cost of empty bottles. Besides these injectables, solutions in bulk were prepared and supplied to wards. About 47 litres of stains and other solutions were prepared for clinical use. 56 samples of drugs were analysed of which 10 failed to conform to the official requirements. The Laboratory is in need of some modern equipments to step up production and analytical work.

The K. E. M. Hospital and Seth G. S. Medical College Employees' Co-operative Credit Society Ltd.

35. The Co-operative Society of the staff of the Hospital and College worked satisfactorily during the year. The total number of members on the roll at the end of June 1955 was 699. 110 new members joined the Society and 60 left it during the period from July 1954 to June 1955 owing to termination of services, death etc.

The share capital of the Society amounted to Rs. 1,57,825 on 30th June 1955, as against Rs. 1,49,903-10-0 on the corresponding date of the previous year. The amount of loans granted was Rs. 2,29,315 and the amount recovered was Rs. 2,30,304-8-0. The average amount of loan granted was Rs. 395.

The Society held its last Annual General Meeting on 28th September 1955 and declared a dividend of 4½ per cent. for the year ended 30th June 1955. The net profit during the year ending 30th June 1955 amounted to Rs. 11,670-14-0. The reserve Fund of the Society stood at Rs. 17,199-11-0 and the total of the other Funds at Rs. 4,925-13-0. The accounts of the Society were audited by the Government Auditors upto 30th June 1955.

The K. E. M. Hospital and Seth G. S. Medical College Research Society

36. The above Society started functioning from the year under report, and its first meeting of the Executive Committee was held in August 1955. The following enquiries were undertaken :—

- (1) Tropical Eosinophilia with the use of Hetarazan.
- (2) Autopsy study of Myocardial Infarction with special reference to Coronary Circulation.

Bombay Demonstration Project (Rehabilitation Department)

37. A new department named 'Rehabilitation Department' was opened on 14th November 1955, in the premises of the Hospital. The object of scheme is given below :—

During the year, the Government of India approved of the establishment of a Demonstration Project in Rehabilitation with Headquarters at the K. E. M. Hospital, Bombay. The Project is sponsored by the Government of India, State of Bombay and the Bombay Municipal Corporation with assistance from the United Nations and the World Veterans Federation. A Managing Committee consisting of two representatives from each of the three sponsoring authorities mentioned above has been appointed to supervise the work of the Project.

Three United Nations experts, viz., Mr. Sidney S. Robbins (U. S. A.), a Specialist in Administration and Vocational Rehabilitation, Miss Francoise Lamote (Belgium), an Occupational Therapist and Mr. Robert McAdam (U. S. A.), a Physical Therapist, have been assigned to the Project. Dr. M. V. Sant, M.S., has been appointed Medical Director by the Government. A prosthetic technician recruited by the United Nation and a Medical Social Worker, as well as counterparts for the foreign experts will be appointed shortly.

The Project personnel will assist in the building up and expansion of existing rehabilitation services at all institutions in the Bombay area and will help co-ordinate their activities. They will assist in strengthening the rehabilitation and training programme at the K. E. M. Hospital by improving its facilities and by applying the team work technique to assure a co-ordinated approach to individual patients, taking into account not only the medical but also the social and vocational aspects of the problems involved. They will assist, in the same way, other institutions in the Bombay area by means of regular case conference and by providing technical assistance training and supervision of therapists and other rehabilitation staff where required.

This demonstration project will help to build up a permanent training and demonstration programme to serve the whole of India and at a later stage other South East Asian countries.

A new scheme of treating paid patients in the Neuro-Surgical Department of this Hospital was introduced from 1st March 1955. Dr. R. G. Ginde, Neuro-Surgeon, treated these patients in the Hospital. The patients who could afford to pay were charged fees for the treatment, according to the nature of treatment. During the period 30 inpatients and 280 out-patients were treated at this Hospital under this scheme excepting those treated free, as in all the other Departments. The scheme has, however, been suspended temporarily as Dr. Ginde resigned from this Hospital. It will start again when a new expert is appointed to work in his place for which necessary steps are being taken with the Government of India.

Donation from U. S. A.

38. During the year under report the War Relief Services National-Catholic Welfare Conference (U.S.A.)—donated, through His Eminence the Cardinal Archbishop of Bombay, articles such as butter, butter oil, milk powder shortening, cotton seed oil and cheese. These were used for the patients irrespective of race, caste or creed. Many thanks are due for the kind donation.

THE SETH G. S. MEDICAL COLLEGE.

82 students were admitted during the year under report. Two of these students who came from outside India were nominated by the Government of India in the two reserved seats.

One Licenciante was admitted to the Condensed M.B., B.S., course.

Dr. Chamamal Mehta, F.R.F.P.S., delivered the inaugural address to the students of the College on 30th June 1955.

Special classes for different post-graduate courses were held as usual.

Library and Museum.

During the year 167 books were added to the library as against 426 books added during the preceding year. Out of these 50 were presented to the library as detailed in Appendix No. 32

Our grateful thanks are due to the donors.

The number of books and periodicals issued during the year for reading on the library premises to undergraduate and post-graduate students and teachers was 33,648 as against 30,556 during the previous year. 1,675 books and 2,280 periodicals were issued on loan outside the library to our Honorary and Professorial staff, Resident Medical Officers of the K. E. M. Hospital and Demonstrators, Tutors and Lecturers of the Seth G. S. Medical College, and on interlibrary loan to the libraries of the Haffkine Institute, Tata Memorial Hospital, the

College of Physicians and Surgeons of Bombay, Bai Jerbai Wadia Hospital for Children and Nowrosjee Wadia Maternity Hospital.

286 periodicals were brought on interlibrary loan from the various Medical and Research institutions in the neighbourhood and the University Library to meet the needs of our readers.

As in the past, reference material was supplied by this library throughout the year to the Microfilm Service Unit at the Tata Memorial Hospital for providing microfilm and photostat copies required by institutions all over India.

50 wet and dry specimens were replaced in the Anatomy Museum during the year. The total number of Museum, wet and dry specimens in the Anatomy and Comparative Anatomy Sections stood at 1752.

In the Pathology Museum 44 new specimens were mounted and 27 old specimens were remounted during the year. The total number of specimens in the Pathology Museum was about 1800.

In the Artist's Section 1,299 photographs, graphs, photo-micrographs etc. were prepared during the year.

Hostels.

The number of students residing in the Male Students' Hostel was 147 and in the Lady Students' Hostel was 28. Both the hostels were thus fully occupied and a few applications for rooms had to be rejected for want of vacancies.

Anatomy Department

Professor J. C. Brush, Emeritus Professor of Anatomy of Edinburgh paid a visit to the department and expressed a very satisfactory opinion of the department and the College.

Physiology Department

Dr. R. G. Chitre, M.Sc., Ph.D., F.R.I.C., Assistant Professor of Biochemistry was selected as a W. H. O. Biochemist by the World Health Organisation to assist in the Nutrition Research Institute Project in Rangoon, Burma. He left for Burma on 6th October 1955 on deputation for a period of two years and Professor S. K. Gokhale, M.Sc., A.I.I.Sc., F.R.I.S., was appointed as a part-time Post-graduate Teacher in the Department from the same date.

Pharmacology Department.

Dr. Roger A. Lewis, A.B., M.D., whose services were lent to the Pharmacology Department by the World Health Organisation under their Technical Assistance Plan from 2nd February 1953 left this College on 31st December 1955 to join the Medical College, Rangoon, Burma. He initiated and continued many research activities in the department and published a large number of scientific papers. He brought into the department a new method of working, a new approach to the subject and has left a tradition of research for which the department will always be thankful to him.

Dr. U. K. Sheth, M.D., B.Sc., F.C.P.S., Professor of Pharmacology at the Topiwala National Medical College was temporarily transferred to this College to take over charge of the department from Dr. Lewis on 31st December 1955.

Dr. W. B. Bhawe, M.B., B.S., B.Sc., Ph.D., Assistant Professor of Pharmacology returned on 25th February 1956 after about two years study at the National Institute for Medical Research at London where he worked on "Effects of Drugs injected into cerebral ventricles of cats" and obtained the Ph.D., degree in Pharmacology

Dr. B. B. Gaitonde, M.B., B.S., M.Sc., Lecturer in Pharmacology obtained the degree of M.Sc., in Pharmacology. He was transferred to the Topiwala National Medical College as Acting Assistant Professor of Pharmacology from 31st December 1955.

Dr. D. J. Mehta, M.B., B.S., was appointed as Lecturer in Pharmacology from 18th February 1956.

Dr. R. S. Satoskar, M.B., B.S., B.Sc., Research Assistant in Pharmacology proceeded for higher studies in Pharmacology at Sheffield University under Dr. Wilson on 9th September 1955. He will study for a period of two years and will also qualify for the degree of Ph.D.

Dr. R. D. Ganatra, M.B., B.S., was appointed as Research Assistant in Pharmacology with effect from 9th September 1955.

The Council of Scientific and Industrial Research have given a substantial grant for continuing the Pharmacological Research Unit.

Important research work was carried out in the department on problems such as "Hydrocortisone as a therapeutic measure against snake venom" and "Possibility of Neera as a diuretic."

Pathology and Bacteriology Department.

Dr. C. K. Deshpande, M.D., was appointed as Assistant Professor of Pathology and Bacteriology from 8th August 1955.

Research work on Cocksackie Virus Infections and Typhoid fever was continued.

Gymkhana

The year under review has been productive of many achievements.

The Annual Sports were held on 5th February 1956 at our College Stadium. Shri M. R. Rao, President, Bombay State Amateur Athletic Association presided and Smt. Rao distributed the prizes. Shri A. J. F. Sequeira and Shrimati S. M. Gokarn were the Athletic Champions of the College for the year.

Our College won the Inter-Collegiate Gujarati Debating Trophy. Shri R. K. Atha was adjudged the best speaker.

Shri Cecil D'Costa captained the Bombay University Hockey Team in the Inter-University Hockey Meet at Madras.

Shri M. K. Mehta represented Bombay in Water Polo.

Shri M. V. Bhatt represented the Bombay University at the Inter-University Debating Competition in Gujarati organised by All-India Radio.

Shri A. J. F. Sequeira represented the University of Bombay at the Southern Universities Athletic Camp.

Our Hockey team took the second place for league honours in the Inter-Collegiate League Hockey Tournament.

We won Dr. Arthur E. deSa Shield for Inter-Medical Hockey Tournament for the fourth year in succession.

We were runners-up in the Men's Events in the Bombay State Athletic Meet.

Sjts. S. D. Adrianwalla and R. A. Bhalerao shared the Rotary Prize for Best Student.

The General Secretary of the Gymkhana was elected on the Executive Committee of the newly started Bombay State Inter-Medical Athletic Association.

Our College collected Rs. 50 for Anti-T. B. Drive Fund.

General.

Scientific and educational films were shown to the staff, students and nurses during the year.

Research

The different departments of the College and Hospital in addition to their normal teaching and departmental work, had to their credit the investigations as shown in Appendix No. 33.

Publications

Subjects of articles published by the members of the Honorary, Professorial and other staff during the year are shown in Appendix No. 34.

INDEX OF APPENDICES

Appendix No	Particulars
KING EDWARD VII MEMORIAL HOSPITAL.	
1	Statement showing distribution of scheduled number of beds according to classification of Departments in the K. E. M. Hospital.
2	Statement showing particulars of indoor and outdoor patients treated during the year 1955 and 1954, number of operations done etc.
3	Statement showing the relative cost per inpatient and outpatient per day during the year 1955-56 and previous two years.
4	Statement showing the details of cost per inpatient for the year 1955-56 and previous two years.
5	Statement showing the average cost of each new outpatient admission for the year 1955-56 and previous two years.
6	Statement showing Motor and Mill accident cases treated during 1955 and 1954.
7	Statement showing the children from the Municipal Primary Schools treated during 1955-56 and 1954-55 at the School Clinic.
8	Statement showing the names of Donors to the Poor Box Charity Fund of the Hospital for the year 1955-56.
9	Statement showing the work done in the Occupational Therapy Centre during the years 1955 and 1954.
10	Senior Staff of the K. E. M. Hospital and Seth G. S. Medical College for the year 1955-56.
11	A statement showing the in-patients treated in the K. E. M. Hospital during the year 1955 with classification according to departments, sex, age, discharge and deaths.
12	A statement showing the out-patients (New, Old and Casualty) treated in the K. E. M. Hospital during the year 1955 with classification according to departments, sex and age.
13	A chart illustrating the summary according to Sex, Age and Religion of out-patients and in-patient treated in the K. E. M. Hospital during the last three years.
14 to 22	Printed in the Departmental Copies.
23	A report of the X-Ray and Electro-therapeutic Department of the K. E. M. Hospital for the year 1955.
24	A statement showing the classification according to the nature of the disease and sex of the out-patients and in-patients treated in the Skin and Venereal Department of the K. E. M. Hospital during the year 1955.
25	A statement showing the classification according to the nature of the disease and sex of patients treated and diagnostic and the therapeutic measures used in the Psychiatric Department of the K. E. M. Hospital during the year 1955.
26	A statement showing the Electro-cardiograms classified according to the clinical conditions for which these were taken in the K. E. M. Hospital during the year 1955.
27	Printed in the Departmental Copy.
28	A statement showing the work done at the Family Health Centre in the K. E. M. Hospital during year 1955.
29	Printed in departmental Copy.
30	Statement of Accounts of the K. E. M. Hospital Poor Box Charity Fund for the year 1955-56.
31	Balance Sheet of the Poor Box Charity Fund of the K. E. M. Hospital as on 31st March 1956.
Seth Gordhandas Sunderdas Medical College.	
32	Books presented to the Library.
33 and 34	Printed in departmental Copy
35	Statistical Information.
36	Particulars regarding students.
37	Annual Cost and Revenue.

APPENDIX No. 1

Distribution of beds according to classification of Departments.

Department	Men	Women	Children	Total
Medical	132	44	12	188
Surgical and Orthopaedic	126	41	16	183
Gynaecological	...	35	...	35
Ophthalmic	20	12	...	32
Aural	12	3	8	23
Skin and Venereal	18	4	2	24
Isolation	6	3	...	9
Tetanus	5	3	2	10
Casualty	6	6
Neuro-surgical and Neurological	40	40
	365	145	40	550

APPENDIX No. 2

Statement showing the particulars of indoor and outdoor patients treated during the year 1955 and 1954, number of operations done etc.

Particulars	1955	1954
(a) In-patients—		
(1) Scheduled strength of beds	550	550
(2) Daily average number of inpatients	718.9	692
(3) Total number of new inpatients admitted	21,732	20,895
(4) Average number of days each patient was resident	12.04	11.71
(b) Out-patients—		
(1) Total number of new patients	1,75,145	1,82,265
(2) Daily average number of new out-patients	653.3	681.2
(3) Total number of out-patient attendance (including casualty cases)	6,10,345	6,37,637
(4) Daily average number of out-patients attendance	2,053	2,145
(5) Number of casualty patients	42,166	46,589
(c) Operations—		
(1) Total number of operations on in-patients	9,750	9,734
(2) Total number of operations on out-patients	29,363	26,578

APPENDIX No. 3

Statement showing the relative cost per in-patient and out-patient per day during the year 1955-56 and previous two years.

Particulars	1955-56	1954-55	1953-54
	Rs. a. p.	Rs. a. p.	Rs. a. p.
(a) Average cost per in-patient per day	8 3 11	8 8 2	8 12 6
(b) Average cost per in-patient admission	96 12 7	102 10 10	108 0 4
(c) Average cost per out-patient attendance	1 5 1	1 4 2	1 5 10
(d) Average cost per out-patient admission	3 4 7	3 3 2	3 1 3

APPENDIX No. 4

Statement showing the details of cost per in-patient for the year 1955-56 and previous two years.

Year	Diets	Drugs, dressings etc.	Stores and Linen	Heating and Lighting	Miscellaneous	Establishment	Repairs to buildings and Engineering	Total
	Rs. a. p.	Rs. a. p.	Rs. a. p.	Rs. a. p.	Rs. a. p.	Rs. a. p.	Rs. a. p.	Rs. a. p.
1955-56	0 15 0	1 4 1	0 8 11	0 3 3	0 5 7	4 11 11	0 3 2	8 3 11
1954-55	1 1 0	1 4 7	0 8 5	0 3 10	0 5 1	4 12 2	0 3 1	8 8 2
1953-54	1 0 5	1 6 3	0 8 3	0 3 4	0 6 0	5 0 3	0 4 0	8 12 6

APPENDIX No. 5

Statement showing the average cost of each new out-patient admission for the year 1955-56 and previous two years.

Year	Drugs, dressings etc.	Stores and Linen	Heating and Lighting	Miscellaneous	Establishment	Repairs to buildings and Engineering	Total
	Rs. a. p.	Rs. a. p.	Rs. a. p.	Rs. a. p.	Rs. a. p.	Rs. a. p.	
1955-56 ...	0 14 5	0 2 11	0 0 8	0 1 1	2 0 9	0 0 9	3 4 7
1954-55 ...	1 1 2	0 2 1	0 0 6	0 0 11	1 13 10	0 0 8	3 3 2
1953-54 ...	0 13 0	0 2 3	0 0 6	0 0 10	2 0 4	0 0 9	3 1 3

APPENDIX No. 6

Statement showing Motor and Mill accident cases treated during the year 1954 and 1955.

	MOTOR ACCIDENT				MILL ACCIDENT			
	Treated in the Casualty Department during		Admitted		Treated in the Casualty Department during		Admitted	
	1955	1954	1955	1954	1955	1954	1955	1954
	Male ...	538	535	255	161	368	5,241	91
Female ...	75	95	50	37	12	114	3	7
Children Male ...	96	111	68	30
Children Female ...	41	57	18	20
Total ...	750	798	391	248	380	5,355	94	279

APPENDIX No. 7

Statement showing the children from the Municipal Primary Schools treated during the year 1955-56 and 1954-55 at the School Clinic.

Section.	1955-56			1954-55		
	New cases	Old cases	Total	New cases	Old cases	Total
Medical and Surgical ...	318	1,375	1,693	363	2,364	2,727
Aural ...	247	1,990	2,237	391	2,194	2,585
Ophthalmic ...	198	1,272	1,470	198	1,167	1,365
Dental ...	88	621	709	118	736	854
Skin ...	37	377	414	42	390	432
Total ...	888	5,635	6,523	1,112	6,851	7,963

APPENDIX No. 8

Statement showing the names of Donors to the Poor Box Charity Fund of the Hospital for the year 1955-56.

(1) Messrs. The Imperial Tobacco Co., of India, Ltd.	Rs. 1,200
(2) Messrs. The British India Steam Navigation Co., Ltd.	600
(3) The Bombay Coal Allocation Committee	6,000
(4) Messrs. The Associated Cement Companies, Ltd.	500
(5) The Secretary, Victoria Mills, Ltd.	1,000
(6) Messrs. The Bombay Dyeing and Manufacturing Co., Ltd.	501
(7) Messrs. Burmah Shell Oil Storage and Distributing Co. of India, Ltd.	800

APPENDIX No. 9.

Statement showing the work done in the Occupational Therapy Centre during the years 1955 and 1954.

Particulars of visits.	1955		1954	
	No.	Percentage	No.	Percentage
Medical wards ...	3,325	11.1	2,046	9.9
Children ward ...	3,999	13.3	3,354	16.6
Surgical and Orthopaedic wards ...	11,036	36.9	8,260	39.6
Neurological ward ...	1,806	6.0	1,158	5.6
Skin wards ...	1,010	3.7	1,098	5.3
Gynaecological ward	12	0.1
Total (indoor) ...	21,176	71.0	15,928	77.1
Curative Workshop ...	8,725	29.0	4,721	22.9
Total ...	29,901	100.0	20,649	100.0

APPENDIX No. 10

Senior Staff of the K. E. M. Hospital and Seth G. S. M. College for 1955-56.

Dean.

Dr. S. G. Vengsarkar, M.D., F.C.P.S., held the post of the Dean during 1955-56.

Assistant Dean.

V. V. Jadhav, Esqr., M.B.B.S.

Professor of Anatomy.

G. M. Kurulkar, Esqr., M.B.B.S., Professor of Anatomy (Temporary) from 20-8-1951. Retired due to superannuation from 13-7-1953. Allowed to continue after superannuation from 13-7-1953 till the post is permanently filled in.

Assistant Professor of Anatomy.

K. D. Desai, Esqr., M.B.B.S., M.Sc. (Med.) was appointed on probation for 1 year from 20-6-1955.

Professor of Physiology.

K. C. Batliwalla, Esqr., M.B.B.S., Ph. D.

Assistant Professor of Physiology.

A. C. Duarte Monteiro, Esqr., M.Sc., M.B.B.S.

Assistant Professor of Bio-Chemistry.

Dr. R. G. Chitre, M.Sc., Ph.D., F.R.I.C., on deputation to Burma from 6-10-1955.
Shri R. K. Anjaria, M.Sc., was appointed from 6-10-1955.

Shri S. K. Gokhale, M.Sc., A.I.I.S., F.R.I.S., Post-Graduate Teacher from 6-10-1955.

Visiting Professor of Pharmacology.

Roger A. Lewis, Esqr., B.A., M.D. upto 31-12-1953.
U. K. Sheth, Esqr., M.D., from 1-1-1956 (on temporary basis).

Assistant Professor of Pharmacology and Materia Medica.

W. B. Bhawe, Esqr., B.Sc., M.B.B.S., Ph. D., was on study leave from 9-1-1954 to 24-2-1956.

Professor of Pathology & Bacteriology

Dr. N. M. Purandare, Esqr., M.D.

Assistant Professors of Pathology and Bacteriology.

D. D. Banker, Esqr., M.D., Ph.D., resigned from 20-4-1955.
C. K. Deshpande, Esqr., M.D., appointed from 8-8-1955.
A. N. D. Nanavati, Esqr., M.D. appointed from 1-5-1955.

Honorary Physicians and Lecturers in Medicine.

N. D. Patel, Esqr., M.D., M.R.C.P., F.C.P.S., on leave from 30-4-1955 to 10-6-1955. Retired from 15-12-1955.
Mangaldas J. Shah, Esqr., M.B.B.S., M.R.C.P., D.T.M. & H.
P. Raghavan, Esqr., M.D.
R. J. Vakil, Esqr., M.D., M.R.C.P., F.R.F.P.S. (on leave from 8-10-1955 to 23-11-1955).
J. C. Patel, Esqr., M.D., M.R.C.P., Ph.D.
E. R. DeMello, Esqr., M.D.
J. K. Mehta, Esqr., M.D., M.R.C.P. (appointed from 15-12-1955) on leave from 6-6-1955 to 2-7-1955.

Honorary Assistant Physicians and Lecturers in Medicine.

E. P. Bharucha, Esqr., M.D., F.C.P.S. (on leave from 4-4-1955 to 26-6-1955).
A. D. Desai, Esqr., M.R.C.P. (appointed from 7-4-1955 to 26-6-1955).
K. K. Datey, Esqr., B.A., M.D., M.R.C.P. D.C.H., D.T.M. & H., B.Sc. on leave from 14-2-1955 to 8-10-1955
A. F. Golwalla, Esqr., M.D., F.C.P.S.
J. M. Mehta, Esqr., M.R.C.P.
M. D. Motashaw, Esqr., M.D.
S. D. Store, Esqr., M.D., F.C.P.S., M.R.C.P. (on leave from 1-6-1955 to 30-6-1955).
S. L. Balse, Esqr., M.D., M.R.C.P.E., D.C.H., D.T.M. & H.
I. J. Pinto, Esqr., M.D., M.R.C.P. (E), M.R.C.P. (Lond.) (appointed from 7-3-1956).

Honorary Surgeons and Lecturers in Surgery.

A. V. Baliga, Esqr., F.R.C.S.
K. G. Munsif, Esqr., M.B.B.S., F.R.C.S.
G. M. Phadke, Esqr., M.B.B.S., F.R.C.S.
M. M. Pandya, Esqr., M.B.B.S., F.R.C.S.
A. E. DeSa, Esqr., M.B.B.S., F.R.C.S. (on leave from 21-9-1955 to 8-12-1955).
R. G. Ginde, Esqr., M.S. (Resigned from 23-2-1956).
P. K. Sen, Esqr., M.S.

Honorary Assistant Surgeons and Lecturers in Surgery.

- R. H. Karmarkar, Esqr., M.B.B.S., F.R.C.S., (Appointed as Ag. Hon. Surgeon from 21-9-1955 to 8-12-1955).
 R. L. Shah, Esqr., M.S., (Ag. from 14-10-1955).
 C. S. Worah, Esqr., M.S.
 V. P. Mehta, Esqr., M.D., M.S., F.C.P.S. (on leave from 29-4-1955 to 29-2-1956).
 D. K. Karanjawalla, Esqr., M.S., F.R.C.S. (Ag. from 14-10-1955).
 G. D. Adhia, Esqr., M.B.B.S., F.R.C.S., F.C.P.S.
 V. S. Sheth, Esqr., M.B.B.S., F.R.C.S.
 C. J. T. Pinto, Esqr., M.S., F.R.C.S.

Honorary Orthopaedic Surgeons.

- R. J. Katrak, Esqr., B.A., B.Sc., M.B.B.S., F.R.C.S., M. Ch. (Ortho). Retired from 23-12-1954. Continued for 2 years after superannuation.
 A. K. Talwalkar, Esqr., M.B.B.S., F.R.C.S., M. Ch. (Ortho.) (on leave from 29-4-1955 to 28-5-1955).

Honorary Assistant Orthopaedic Surgeon.

- K. T. Dholakia, Esqr., M.S., F.R.C.S., M. Ch. (Ortho.)

Honorary Aural Surgeon and Lecturer in Ear, Nose and Throat.

- J. V. DeSa, Esqr., M.S., D.L.O.

Honorary Assistant Aural Surgeons.

- S. R. Rege, Esqr., M.S., D.L.O., F.C.P.S.
 P. P. Karmik, Esqr., M.S. (appointed from 11-5-1955).

Honorary Gynaecologists and Lecturers in Gynaecology and Obstetrics.

- K. M. Masani, Esqr., M.D., F.R.C.S. (Retired from 13-2-1955 due to superannuation. Continued for 2 years).
 B. N. Purandare, Esqr., M.D., F.R.C.S. (On leave from 26-9-1955 to 12-11-1955).

Honorary Assistant Gynaecologists.

- V. N. Purandare, Esqr., M.D., F.R.C.S.
 E. J. Sequeira, Esqr., M.D., F.R.C.S. (Appointed from 10-10-1955).

Honorary Ophthalmic Surgeons and Lecturers in Ophthalmology.

- S. N. Cooper, Esqr., M.B.B.S., D.O., D.O.M.S.
 C. B. Dhurandhar, Esqr., M.B.B.S., D.O.

Honorary Assistant Ophthalmic Surgeon

- D. G. Mody, Esqr., M.B.B.S., D.O., D.O.M.S.

Honorary Radiologists and Lecturers in Radiology and Electro Therapy.

- Z. J. Joseph, Esqr., M.D., D.M.R.E.
 L. H. Athle, Esqr., M.B.B.S., D.M.R., M.A.C.S.

Honorary Assistant Radiologists.

- M. M. Mehta, Esqr., M.B.B.S., D.M.R.E., (Appointed from 15-5-1955).
 M. S. Warawdekar, Esqr., M.B.B.S., D.M.R.E. (Appointed from 10-11-1955).

Honorary Anaesthetists and Lecturers in Anaesthesia.

- B. N. Sircar, Esqr., M.B.B.S., D.A., F.F.A.R.C.S.
 G. S. Ambardekar, Esqr., M.B.B.S., D.A., F.F.A.R.C.S.

Honorary Assistant Anaesthetist.

- Y. G. Bhojraj, Esqr., M.B.B.S., D.A., F.F.A.R.C.S. (Appointed from 1-6-1955).

Honorary Dental Surgeon and Lecturer in Dentistry.

- N. H. Moghe, Esqr., L.D.Sc. (on leave from 24-2-1955 to 12-9-1955 for obtaining post-graduate training abroad. Appointed as Hon. Dental Surgeon from 13-9-1955).

Honorary Assistant Dental Surgeon and Lecturer in Dentistry.

- I. L. N. Lopes, Esqr., B.D.S.
 G. M. Vachharajani, Esqr., M.B.B.S. (appointed as Hon. Asstt. Dental Surgeon from 13-6-1955 to 12-9-55).

Honorary Dermatologist and Venereologist and Lecturer in Dermatology and Venereology.

- S. C. Desai, Esqr., M.D., D.V.D.

Honorary Assistant Dermatologist and Venereologist.

James Fernandez, Esqr., M.B.B.S., D.V.D., F.C.P.S., D.T.M., & Hy.

Honorary Lecturer in Medical Jurisprudence and Toxicology.

V. V. Jadhav, Esqr., M.B.B.S.

Honorary Lecturer in Hygiene and Preventive Medicine.

G. N. Kowshik, Esqr., M.B.B.S., B. Hy., D.P.H.

Honorary Psychiatrist and Lecturer in Psychiatry.

N. S. Vahia, Esqr., M.D.

Lecturer in Psychiatry

Honorary Assistant Psychiatrist.

V. N. Bagadia, Esqr., M.D., D.P.M. (Appointed from 10-5-1955).

Honorary Director, Occupational Therapy Centre and School.

Smt. Kamala V. Nimbkar, B.A., F.T.C., O.T.R.

Physiotherapy Centre and School.

R. L. Jacques, Esqr., M.C.S.P. Senior Physio Therapist (appointment term expired on 11-12-1955).

Shri Manik T. Shahani, D.P.T., M.I.A.P., Assistant Physiotherapist from 12-12-1955.

Bombay Demonstration Project (Rehabilitation Department).

M. V. Sant, Esqr., M.S., Medical Director.

Sidney S. Robbins, Esqr., (U.S.A.) Specialist in Administration and Vocational Rehabilitation.

S. M. Robert McAdam, Esqr., (U.S.A.), Physical Therapist.

Miss Francoise Lamote, (Belgium), Occupational Therapist.

APPENDIX No. 11

A statement showing the In-patients treated in the K. E. M. Hospital during the year 1955 with the classification according to Department. Sex, Age, Discharges and Deaths.

Department	Sex	In the Hos- pital on the midnight of 31st Decem- ber 1954.	Admitted during the year 1955	Total	Dis- charged during the year 1955	Died during the year 1955	In the Hos- pital by the midnight on 31st Decem- ber 1955.
Medical	Men	133	4,298	4,431	3,787	475	169
	Women	54	1,601	1,655	1,378	219	58
	Children
	Male	28	1,243	1,271	936	304	31
	Female	19	916	935	667	246	22
Surgical	Men	124	4,883	5,007	4,628	253	126
	Women	42	1,260	1,302	1,130	130	42
	Children
	Male	9	468	477	437	30	10
	Female	4	244	248	210	26	12
Ophthalmic	Men	19	481	500	479	...	21
	Women	12	289	301	290	...	11
	Children
	Male	2	33	35	34	1	...
	Female	1	14	15	14	...	1
Gynaecological	Women	33	836	869	824	14	31
	Children
Skin and Venereal	Men	13	170	183	163	5	15
	Women	5	55	60	55	1	4
	Children
	Male	...	15	15	11	2	2
	Female	1	3	4	4
Aural	Men	11	722	733	719	6	8
	Women	2	428	430	428	...	2
	Children
	Male	...	271	271	268	2	1
	Female	...	272	272	270	1	1
Orthopaedic	Men	82	1,731	1,813	1,717	34	62
	Women	33	522	555	526	8	21
	Children
	Male	12	309	321	309	2	10
	Female	1	120	121	110	2	9
Psychiatric	Men	6	83	89	80	1	8
	Women	2	49	51	45	1	5
	Children
	Male	1	5	6	6
	Female	...	2	2	2
Neuro-surgery	Men	17	162	179	165	8	6
	Women	21	33	35	29	3	3
	Children
	Male	2	18	20	20
	Female	...	8	8	5	3	...
Neurology	Men	9	133	142	122	5	15
	Women	5	40	45	43	...	2
	Children
	Male	1	9	10	8	1	1
	Female	3	5	8	8
Total	Men	414	12,663	13,077	11,860	787	430
	Women	190	5,113	5,303	4,748	376	179
	Children
	Male	55	2,371	2,426	2,029	342	55
	Female	29	1,585	1,614	1,290	279	45
Grand Total	...	688	21,732	22,420	19,927	1,784	709

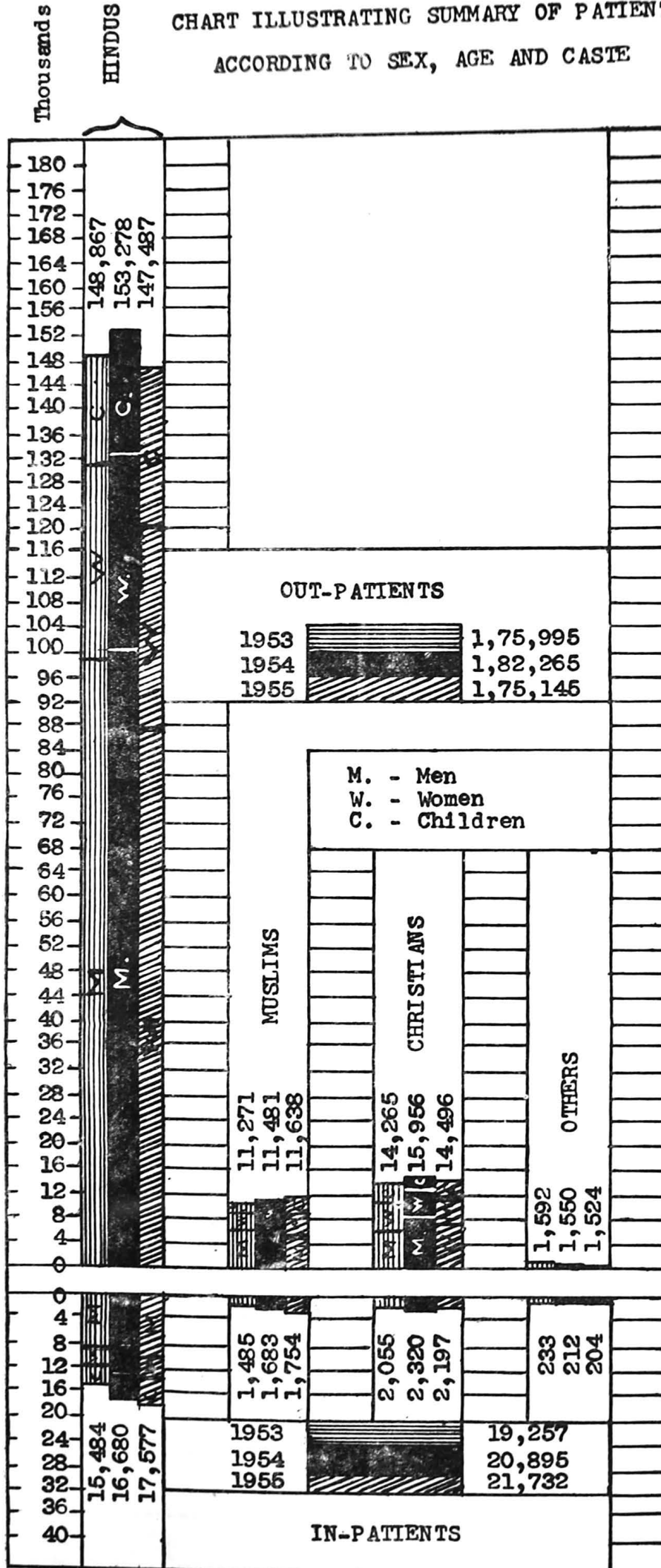
APPENDIX No. 12

A statement showing the Out-patients (New, Old and Casualty) treated in the K. E. M. Hospital during the year 1955 with classification according to Departments, Sex and Age.

Department	Sex	O. P. D. New cases	O. P. D. Old cases	Total Attendance	Casualty cases
Medical	Male	31,428	59,714	91,142	2,207
	Female	14,009	37,865	51,874	236
	Children—				
	Male	5,965	11,804	17,769	169
	Female	4,701	8,126	12,827	109
Surgical	Male	31,949	63,250	95,199	19,438
	Female	7,959	21,839	29,798	4,398
	Children—				
	Male	5,707	9,206	14,913	4,769
	Female	2,420	4,234	6,654	1,890
Ophthalmic	Male	9,289	18,776	28,065	1,756
	Female	3,553	11,289	14,842	112
	Children—				
	Male	836	2,539	3,375	68
	Female	683	1,782	2,465	35
Gynaecological	Female	5,502	26,176	31,678	28
	Children—				
	Female	29	7	36	3
Dental	Male	6,778	5,235	12,013	64
	Female	3,343	3,544	6,887	18
	Children—				
	Male	504	804	1,308	15
	Female	347	484	831	5
Skin and Venereal	Male	9,605	26,506	36,111	104
	Female	2,175	8,366	10,541	8
	Children—				
	Male	1,121	3,432	4,553	1
	Female	925	2,409	3,334	...
Aural	Male	6,241	17,156	23,397	410
	Female	3,143	11,361	14,504	111
	Children—				
	Male	1,705	3,394	5,099	318
	Female	1,427	2,370	3,797	240
Orthopaedic	Male	6,934	33,457	40,391	3,497
	Female	2,287	13,852	16,139	764
	Children—				
	Male	1,359	4,170	5,529	974
	Female	721	2,013	2,734	411
Psychiatric	Male	835	8,703	9,538	6
	Female	503	4,682	5,185	...
	Children—				
	Male	115	789	904	2
	Female	31	318	349	...
Neurosurgery	Male	297	1,199	1,496	...
	Female	164	689	853	...
	Children—				
	Male	60	162	222	...
	Female	25	69	94	...
Neurology	Male	250	1,906	2,156	...
	Female	130	1,119	1,249	...
	Children—				
	Male	44	269	313	...
	Female	33	135	168	...
Rehabilitation	Male	6
	Female	1
	Children—				
	Male	2
	Female	4
Grand Total		1,75,145	4,35,200	6,10,345	42,166

APPENDIX NO. 13

CHART ILLUSTRATING SUMMARY OF PATIENTS
ACCORDING TO SEX, AGE AND CASTE



APPENDIX No. 23

A report of the X-Ray and Electro-therapeutic Department of the K. E. M. Hospital for the year 1955.

During the year ended on 31st December 1955 the following work was done in the X-Ray Department :—

16,037 patients were X-rayed for various conditions.

1,832 patients were undergone Barium-meal investigations.

312 patients were given Deep-X-ray treatment.

173 patients had superficial X-ray therapy.

42 patients had chaoul short-distance therapy.

APPENDIX No. 24

A statement showing the classification according to the nature of the disease and sex of out-patients and in-patients treated in the Skin and Venereal Department of the K. E. M. Hospital during the year 1955.

Description.	Out-patients		In-patients	
	Male	Female	Male	Female
Primary Syphilis	400	40	5	...
Secondary Syphilis	428	30	15	2
Tertiary Syphilis	6	3	4	3
Congenital Syphilis	3	...	2	...
Total No. of cases of Syphilis	837	73	26	5
Acute Gonorrhoea	376	15	1	1
Chronic Gonorrhoea	193	13	3	2
Total No. of cases of Gonorrhoea	569	28	4	3
Phagedena	1	...	2	...
Chancroid	1,408	30	4	...
Granuloma Inguinal (5th V.D.)	4	...	4	...
Lympho-granuloma Inguinal (6th V.D.)
Total	1,413	30	10	...
Leprosy Cases	256	50	1	...
Skin diseases	7,651	2,919	144	50
Total	7,907	2,969	145	50
Grand Total of Venereal, Skin and Leprosy	10,726	3,100	185	58

APPENDIX No. 25

A statement showing the classification according to the nature of the disease and sex of patients treated and Diagnostic and the Therapeutic measures used in the Psychiatric Department of the K. E. M. Hospital, during the year 1955.

TABLE I

Summary of the patients treated and classified according to Sex —

Sex	New	Outdoor		Indoor
		New	Old	
Male	835	8,703	83	
Female	503	4,632	49	
Children—Male	115	789	5	
Children—Female	31	318	2	
Total	1484	14,492	139	

TABLE II

Summary of patients classified according to diseases:—

Diseases	No. of cases
Schizophrenia	... 302
Manic depressive Psychosis	... 130
Post partum Psychosis	... 25
Involitional Psychosis	... 36
Organic Psychosis	... 54
Hysteria	... 173
Anxiety state	... 159
Sex disorders	... 150
Psychosomatic complaints	... 152
Epilepsies : Major	... 163
Minor	... 19
Mixed	... 81
In infantile seizure including febrile seizures	... 37
Mental deficiency	... 120
Miscellaneous	... 203

TABLE III

Summary of Diagnostic and Therapeutic measures:—

Particulars	No.
Electro-encephalograms	... 555
Electro-convulsive therapy	... 140
Insulin subcoma	... 64
Cardiozol injections	... 25
Narcotherapy—	
(a) Pentothol	... 33
(b) Carbon dioxide	... 95
(c) Methidine	... 4

APPENDIX No. 26

A statement showing the number of Electro-cardiograms classified according to the clinical conditions for which these were taken in the K. E. M. Hospital during the year 1955.

Clinical conditions for which Electro-cardiogram were taken.	Total
Congenital heart diseases	... 43
Coronary heart disease	... 293
Congestive cardiac failure	... 107
Valvular heart disease	... 127
Hypertensive heart disease	... 129
Cardiac arrhythmias	... 47
Chest pain	... 28
Pericardial disease	... 41
Cor pulmonale	... 40
Thyroid disease	... 15
Tachycardia	... 21
Bradycardia	... 3
Acute rheumatic fever	... 16
Aneurysm of Aorta	... 8
Subacute bacterial endocarditis	... 6
Heart block	... 2
Miscellaneous	... 141
Total	... 1,067

APPENDIX No. 28

A statement showing the work done at the Family Health Centre at the K. E. M. Hospital during the year 1955.

Particulars	Families	Members	Average No. of members in a family
Registered	312	1,354	4.14
Examined	143	598	
Re-examined	9	48	
World University students—			
Registered	...	26	
Examined	...	26	
Investigations—			
Blood Samples	...	488	...
Urine Samples	...	471	...
Stool Samples	...	3	...
Visits by the Health Visitor	...	995	...

APPENDIX No. 30

Statement of accounts of the K.E.M. Hospital Poor Box Charity Fund for the year 1955-56.

Receipts.		Amount.	Disbursements.		Amount.
		Rs. a. p.			Rs. a. p.
To Balance in hand as on 31st March 1955	...	2,364 15 0	By Supply of costly medicines, injections etc., to poor patients	...	30,698 3 0
To Balance with the Central Bank of India Ltd. as on 31st March 1955	...	32,530 3 3	By Blood transfusions charges and cost of plasma	...	18,805 0 0
To Balance with C.A., Bombay Municipal Corporation as on 31st March 1955	...	123 11 7	By Travelling expenses to patients	...	300 7 0
To Collections from Ward Boxes	...	6,612 0 0	By Spectacles to patients	...	714 0 0
To Collection from Out-Patients Department boxes	...	6,782 4 9	By Appliances such as crutches, artificial limbs, hernia belts, etc.	...	2,376 5 0
To Donations	...	20,618 9 0	By Deadstock	...	618 3 0
To Miscellaneous receipts	...	999 7 6	By Miscellaneous expenses	...	5,211 2 6
To Sale of Pharmacopoeia	...	2,177 13 0	By Printing and Stationery	...	170 10 6
To Contributions by Patients towards the cost of costly medicines, injections, artificial limbs etc.	...	10,152 15 9	By Establishment Charges	...	1,430 14 0
To Gift Shop, sale proceeds	...	29,726 6 9	By Gift shop, purchase of articles	...	23,606 9 3
To Payment of spectacles supplied	...	300 0 0	By Payment out of deposit account	...	15,444 5 3
Interest—			By Investment in 3½ per cent. and 4 per cent. Bombay Municipal Loan of the face value of Rs. 52,500	...	49,722 8 8
Poor Box Account : Interest on current account	57 3 0 ...		By Investment by C.A., Bombay Municipal Corporation in 3%, 3½%, & 4% Municipal Debentures of the face value of Rs. 11,100.	...	11,141 11 0
Interest on Securities for 1954-55	3,197 15 0 ...		By Cash in hand on 31st March 1956	...	1,976 7 0
Interest on Securities for 1955-56	3,082 3 8 ...		By Cash in Central Bank of India Ltd. on 31st March 1956	...	18,739 15 0
Convalescent Home Fund Account			By Cash with the Chief Accountant, Bombay Municipal Corporation as on 31st March 1956	...	144 7 11
Interest on securities for 1955-56	11,162 7 4 ...	17,499 13 0			
To Contributions by patients & their relatives towards blood transfusion and supply of plasma	...	31,322 0 0			
To Collections on account of medical certificates	...	4,872 0 0			
To Receipts on account of deposits such as patients' money, moiety etc.	...	15,018 9 6			
Total		1,81,100 13 1	Total		1,81,100 13 1

APPENDIX No. 32

Books presented to the Library

Fozdar Memorial Fund	25
Dr. A. F. Golwala	1
Dr. S. G. Vengsarkar	2
U. S. Information Service, Bombay	5
U.S.S.R. Society for cultural relations with Foreign Countries	2
VOKS, U.S.S.R.	1
W. H. O., Geneva	2
American Public Health Association	1
Technical Co-operation Mission	2
National Foundation for Infantile Paralysis, U.S.A.	3
Indian Council of Medical Research	3
Author	1
Publishers	2
Total ...								50

APPENDIX No. 35

STATISTICAL INFORMATION

Average age of students		Year 1955-56	Year 1954-55
(i) at the time of admission	...	18.09	18.95
(ii) at the time of matriculation	...	16.06	16.73
Marital state at the time of admission—			
Married	...	Nil.	
Betrothed	...	Nil.	
Single	...	82	
Occupations of parents or guardians—			
Service	...	28	
Business	...	29	
Medical Profession	...	12	
Legal Profession	...	1	
Pension	...	8	
Miscellaneous occupations	...	4	

APPENDIX No. 36

Particulars regarding Students

Number of students in the different classes:—

Class		Male students	Female students	Total
1st M.B., B.S., 1st Year	...	60	30	90
1st M.B., B.S. 2nd Year	...	27	8	35
2nd M.B., B.S. 3rd Year	...	75	29	104
2nd M.B., B.S. 4th Year	...	95	25	120
3rd M.B., B.S. 5th Year	...	93	23	116
Total number of students		350	115	465
Post-graduate students including research students		137	30	167
Total		487	145	632

Candidates of the Condensed M.B., B.S. course which are included in the above figures.

Class		Male students	Female students	Total
1st M.B., B.S.	...	5	2	7
2nd M.B., B.S.	...	2	...	2
3rd M.B., B.S.	...	8	1	9
Total		15	3	18

Results of various Examinations.
Under graduate examinations.

					Candidates sent up	No. of candidates who passed the whole examination
1st M.B., B.S.	April 1955	51	37
	October 1955	101	70
2nd M.B., B.S.	April 1955	59	55
	October 1955	31	24
3rd M.B., B.S.	April 1955	117	64
	October 1955	69	45

APPENDIX No. 36--(Concl.).

Post-graduate examinations

						Candidates sent up	No. of candidates who passed the whole examination
M.D. (Medicine)	April 1955	9	1
	October 1955	13	1
M.D. (Pathology)	April 1955	2	...
	October 1955	2	1
M.D. (Obstetrics)	April 1955	15	7
	October 1955	11	1
M.D. (Pharmacology)	April 1955
	October 1955
M.S. (General Surgery)	April 1955	9	3
	October 1955	8	3
M.S. (E. N. T.)	April 1955	1	...
	October 1955	1	1
M.S. (Ophthalmology)	April 1955	2	1
	October 1955	2	1
D.A.	April 1955	3	1
	October 1955	3	3
D.L.O.	
D.M.R.E.	
D.O.	
D.P.H.	April 1955	1	1
	October 1955
D.V.D.	April 1955	1	...
	October 1955	1	...
B.Sc. (Medical)	April 1955
	October 1955	1	...
M.Sc. (Medical)	April 1955
	October 1955	1	1
M.Sc.	April 1955	18	18
	October 1955
Ph.D.	April 1955	1	1
	October 1955
D.A. (C.P. & S.)	April 1955
	October 1955
D.G.O.	April 1955	2	1
	October 1955
D.O.M.S.	April 1955	7	3
	October 1955	1	...
D.P.B.	April 1955
	October 1955
D.D.V.	April 1955
	October 1955	3	...
D.O.R.L.	April 1955
	October 1955
F.C.P.S.	April 1955	4	2
	October 1955	4	1

APPENDIX No. 37

ANNUAL COST AND REVENUE

	1955-56	1954-55
	Rs.	Rs.
Total expenditure including expenditure on hostels	... 5,45,231	5,02,836
Dearness Allowance (included in the above figures)	... 87,380	85,457
Revenue from Tuition fees, Hostel rent and Miscellaneous receipts	... 1,69,430	1,77,020
Revenue from Post-graduate fees	... 22,480	23,870
Gross Cost per student	... 1,172.5	1,015.8
Net cost per student	... 808.1	658.2
Income from Hostels	... 20,656	21,324
Expenditure on Hostels	... 33,713	35,043

Thanks are due to the authorities of the Bai Jerbai Wadia Hospital for Children for continuation of facilities given to the students of this College for clinical instruction in the diseases of children.

In conclusion the Dean expresses his sincere thanks to the members of the Honorary staff and the Professorial and teaching staff for their co-operation and willing help.

S. G. VENGSARKAR,
Dean,
K. E. M. Hospital &
Seth G. S. Medical College.

BAI YAMUNABAI L. NAIR CHARITABLE HOSPITAL AND T. N. M. COLLEGE

Administation Report for the year 1955-56

1. Dr. L. Monteiro, M.D., held the post of the Dean and Superintendent of these institutions during the year.

Names of the Consultants.

The following Honorary Consultants continued to hold the posts during the year.

- (1) Dr. P. F. Soonawala, M.D., Honorary Consulting Physician.
- (2) Dr. K. A. J. Lalkaka, M.B.B.S., Honorary Consulting Psychiatrist.
- (3) Dr. H. V. Tilak, B.Sc., M.B.B.S., F.R.C.S., F.C.P.S., Honorary Consulting Obstetrician and Gynaecologist.

Advisory Committee.

2. During the year under report, the Advisory Committee of the College and Hospital held two meetings.

Advisory Medical Board.

3. The Advisory Medical Board held five meetings during the year.

BAI YAMUNABAI L. NAIR CHARITABLE HOSPITAL

4. The number of beds in the hospital during the year was 330. These were fully occupied at all time of the year and were distributed as under:—

Department.	Men	Women.	Children	Total
Medical	60	24	...	84
Surgical	62	18	...	80
Ophthalmic	10	6	2	18
Gynaecological	...	20	...	20
Skin and Venereal	6	2	2	10
Aural	9	5	2	16
Orthopaedic	11	7	2	20
Maternity	...	40	...	40
Paediatric	25	25
Tuberculosis	7	7
Dental	2	2	...	4
Others	4	2	...	6
Total	171	126	33	330

The total number of patients admitted during the year 1955 was 13,444 against 12,113 and 12,767 during the years 1953 and 1954 respectively.

5. The statistical tables attached to this report record in detail, the number and nature of operations performed, as also the attendance of patients department-wise in Out-patient Department, etc., during the year under report. So far as the in-patient work was concerned, there were often extra patients over the scheduled number in the hospital the maximum number of in-patients on a single day being 395.

Particulars.	Figures for the year 1955	Figures for the year 1954
<i>A.—In-patients.</i>		
(1) Scheduled strength of beds	330	330
(2) Daily average number of in-patients	347.96	348.13
(3) Total number of in-patients treated	134,44	12,767
(4) Average number of days each patient was resident	9.45	9.69
<i>B.—Out-patients.</i>		
(1) Total number of Out-patients (new)	94,922	93,283
(2) Daily average number of new out-patients	305.21	300.91
(3) Total number of out-patients (excluding casualty)	2,66,039	2,63,107
(4) Daily average number of out-patients attendance	891.42	882.38
<i>C.—Operations</i>		
(1) Total number of operations on in-patients	4,582	4,849
(2) Total number of operations on out-patients	5,197	4,820

6. Out of the total number of 13,791 in-patients (13,444 admitted during the year under report and 347 previous year's balance) 6,971 were cured, 2,779 were relieved, 2,771 either left the hospital against medical advice or were otherwise discharged, and 938 died, leaving a balance of 332 in-patients at the end of the year. Out of 938 deaths, 216 died within the first twenty-four hours of admission, 301 died after twenty-four hours but within three days of admissions, and the remaining 421 died three days after admission into the hospital.

The total number of out-patients attendance excluding casualty patients during the year was 2,66,039 as against 2,63,107 of the preceeding year which gave a daily average of 891.42 as against 882.38 of the preceeding year.

7. The highest number of out-patients' attendance on any one day during the year 1955 was 1,366 as against 1394 during the previous year. The highest number of new admissions in the out-door department was 480 likewise the highest number of old cases treated on a single day was 906, and that of in-patients admitted was 62.

8. The total expenditure incurred on the maintenance of the Hospital including the liabilities outstanding at the end of the year amounted to Rs. 13,70,756-2-6 (including Dearness allowance of Rs. 2,24,261-3-0) as against Rs. 13,68,561-7-6 of the last year. This expenditure included in the cost of maintenance and treatment of in-patients, the cost of out-patient department, the Resident Medical, Nursing and Labour Staff as well as that of the staff for administration and maintenance and repairs of buildings etc.

9. The following table illustrates the relative cost per in-patient and out-patient per day during the year 1955-56, 1954-55 and 1953-54.

Particulars.	1955-56	1954-55	1953-54
(a) Average cost per out-patient per day ...	Rs. a. p. 0 13 4	Rs. a. p. 0 11 7	Rs. a. p. 1 4 9
(b) Average cost per in-patient per day ...	Rs. a. p. 7 11 7	Rs. a. p. 7 8 9	Rs. a. p. 8 6 4

10. The details of cost per in-patient for 1955-56, 1954-55 and 1953-54 are shown in the following table:—

Year	Diets.	Drugs Dressings etc.	Stores and Linen.	Heating Lighting and repairs.	Establishment	Total
	Rs. a. p.	Rs. a. p.	Rs. a. p.	Rs. a. p.	Rs. a. p.	Rs. a. p.
1955-56	1 0 4	1 10 11	0 6 2	0 3 6	4 6 8	7 11 7
1954-55	1 7 5	1 9 3	0 6 2	0 2 7	3 15 4	7 8 9
1953-54	1 2 7	1 4 10	0 5 2	0 2 5	4 7 4	8 6 4

11. The following table gives the average cost of every out-patient completely treated during the year in comparison with that of the previous two years:—

Year	Drugs Dressings etc.	Stores and Linen.	Heating Lighting and repairs.	Establishment	Total
	Rs. a. p.	Rs. a. p.	Rs. a. p.	Rs. a. p.	Rs. a. p.
1955-56	0 4 3	0 0 1	0 0 7	0 8 5	0 13 4
1954-55	0 4 4	0 0 1	0 0 6	0 6 8	0 11 7
1953-54	0 4 5	0 0 1	0 0 6	0 15 9	1 4 9

12. The following table shows the number of accident cases treated in the hospital during the year under report in comparison with that of the previous year:—

Sex.	Treated in Casualty Department		Admitted through Casualty Department	
	1955-56	1954-55	1955-56	1954-55
<i>Adults—</i>				
Male	7,686	7,521	562	496
Female	1,416	1,267	189	146
<i>Children—</i>				
Male	1,436	1,148	148	118
Female	660	494	67	66
Total	11,198	10,430	966	826

13. Certificates were issued during the year under report as shown below :—

Certificates under Workmens' Compensation Act—'A'	...	34
Certificates under Workmens' Compensation Act—'B'	...	208
Medical Opinion Certificate	...	1,012
Certificate of police cases to police	...	891
Certificate to Municipal employees	...	212
Insurance certificates	...	24
Injury certificates to parties	...	89
Ordinary certificates	...	4,121

14. 129 Poisoning cases were treated in the hospital during the year under report.

15. *Nursing Staff.*—Two members of the nursing staff were deputed to attend the conference of Trained Nurses Association of India held at Patna.

Two members of the Nursing Staff attended the refresher course conducted by the W. H. O. at J. J. Hospital in Bombay for 48 days.

The arrangement of sending two nurses for two months in the Arthur Road Hospital for training in infectious diseases continued during the year.

A few lectures on Nursing and allied subjects by outstanding personalities were arranged for the benefit of the Nurses.

16. During the year 88 student nurses were undergoing training in the hospital. 15 Nurses passed the Junior Examination and 21 passed the Senior Examination. Two members of the hospital nursing staff won the following prizes :—

- (1) Smt. Nalini Pal won Durgabai Ketkar Prize in General Nursing final examination.
- (2) Smt. Vimal Nadkarni won the Anasuyabai Apte prize in Midwifery.

17. The cost of the Nursing establishment worked out to Rs. 145-4-0 per nurse per mensem against Rs. 132/- per nurse per mensem in the previous year. It included not only the salary, uniform and dhobi allowances, honorarium paid to the medical staff for giving instructions in the nursing school, but also their mess charges, cost of electric energy consumed and repairs to their quarters and the house-hold linen and crockery

18. Midwifery training is being given at this hospital and ten student nurses were undergoing training during the year under report. 10 Candidates who finished their training passed the examination.

19. *Nurses Library.*—Books were purchased for the library.

20. The Nurses' Welfare Fund which was started in August 1953 is being utilized for the welfare of the Nursing Staff of the B. Y. L. Nair Hospital. It was a new feature of the year that a social function was arranged almost every month for the benefit of the members.

21. Donations to the extent of Rs. 1,650 were received during the year 1955-56 and Rs. 13,282-11-6 Poor Patients' Fund. were collected from the boxes kept in the wards and out-door departments.

22. During the year under report, the charges for 404 blood transfusions were paid from the Poor Blood Bank. Patients' Fund.

The Blood Bank is being supplied with blood from the Red Cross Blood Transfusion Unit. All the arrangements to collect blood from the donors and for typing of blood into groups and sub-groups have been completed.

In order to establish a Blood Group Reference and Genotyping Unit a panel of donors has been established with the assistance of Dr. A. E. Mourant, Lister Institute, London.

The following work was done during the year.

Number of blood groupings done	...	1,451
Number of Cross Matchings	...	2,163
Number of transfusions	...	1,217

23. List of Donors

(1) Shri Mangaldas N. Varma	...	Rs. 500
(2) Shri A. V. Mody	...	200
(3) Shri V. G. Lele	...	51
(4) Messrs. Lloyd Trestino	...	200
(5) Shri Jairaj Shah	...	150
(6) Shri M. G. Shah	...	101
(7) Messrs' Lloyd Trestino	...	200
(8) Shri Dhun C. Mistry	...	51
(9) Shri Ishwarbhai	...	200
(10) Messrs Modern Mills Ltd.	...	100

Besides the above, donations in kind were received from patients' relatives and other citizens to the extent of Rs. 1,070-8-0.

24. New Department

Gastro-enterology.—A member of the staff was appointed as Honorary Physician of this department, which has already started functioning.

Psychiatry Department.—This department which was started only a few years has developed very rapidly and the staff is being increased. This department had 2188 patients during the year as against 1222 during the last year.

Cardiology Department.—Apparata worth Re. 62,550 provided under the second stage have been purchased and the third stage has also been implemented leaving the fourth i.e., final stage to be completed during the next year.

The Corporation sanctioned an additional amount of Rs. 77,500 for starting the Cardiac Surgery Department at this hospital in stages. The first stage would be taken up in hand during the next year.

The Government of India also agreed to the appointment of one Medico Social Worker and one Occupational Therapist the cost being borne by them being Rs. 4103/-

Accordingly the Medico Social Worker was appointed and the preliminary statistical work of the Preventive and Social Medicine Department, for the implementation of the comprehensive medical care scheme for families was started.

The occupational therapy department which was started only during the year under report is progressing rapidly. The activities of the Rehabilitation team (under the United Nations Organizations) at the K. E. M. Hospital was extended to this hospital. The articles made by the patients in this department were offered for sale at reasonable prices.

25. During the year, various pharmaceutical firms offered donations for conducting research on their products. This work is expected to be undertaken very soon. The list of these firms and the purpose of their grant is mentioned against them.

		Research on.	Rs.
(1) Messrs. Fedco Ltd.	...	Neoviasept	2,000
(2) Messrs. Ciba Pharma Ltd.	...	Antrenyl	800
(3) Messrs. Ciba Pharma Ltd.	...	Preparation 11'925 and 11'925C in amoebiasis	2,500
(4) Messrs. Himalaya Drug Ltd.	...	Some of their specialities	3,000
(5) Messrs. Fedco Ltd.	...	Invenol	2,000

26. A Patients' Welfare Committee was formed during the year to devise ways and means for providing facilities to the patients during their stay in the hospital.

TOPIWALA NATIONAL MEDICAL COLLEGE.

27. The University of Bombay has granted permanent affiliation to this College for teaching the course of studies leading upto M.B., B.S. and B.Sc. (Med). Degree Examinations.

Affiliation to the University of the

28. During the year under report 60 admissions were made. In addition 7 students were also admitted to the Condensed M.B., B.S. Course.

29. The number of under-graduate students on the College Roll at the close of the year was 346 Students. The number of post-graduate students was 75

Class.	Students		
	Male	Female	Total
1st M.B.B.S. 1st term
Do. 2nd term	47	16	63
Do. 3rd term	5	...	5
2nd M.B.B.S. 1st term (Old)	3	...	3
Do. 1st term (New)	27	9	36
Do. 2nd term (Old)	6	2	8
Do. 2nd term (New)	9	3	12
Do. 3rd term (Old)	25	1	26
Do. 3rd term (New)	20	10	30
Do. 4th term (Old)	24	4	28
3rd M.B.B.S. 1st term	15	1	16
Do. 2nd term	34	8	42
3rd M.B.B.S. (Condensed)	1	...	1
2nd M.B.B.S. (Condensed)	1	...	1
4th year M.C.P.S.	1	...	1
3rd year M.C.P.S.
Repeaters	60	14	74
	278	68	346
Post graduate students	65	10	75
Grand Total	343	78	421

The authorities of the Cama and Albles Hospital continued to give facilities to the lady students of this College for attending labour cases in their hospital. Students were also sent to the Municipal General Hospital, Sion for Clinical training.

Results of the Examinations.

30 Results of the various examinations are as under :—

Examination.	Candidates appeared	Candidates passed
1st M.B.B.S. April 1955	47	22
October 1955	78	40
2nd M.B.B.S. April 1955	46	41
October 1955	23	16
3rd M.B.B.S. April 1955	82	34
October 1955	61	40
1st M.C.P.S. April 1955
October 1955
2nd M.C.P.S. April 1955
October 1955
3rd M.C.P.S. April 1955
October 1955
Final L.C.P.S. April 1955
October 1955	3	3
M. S. April 1955	3	3
October 1955	1	...
M. D. April 1955
October 1955

Prizes and Awards

31. The following students won the University prizes :—

Name of the student.	Particulars.
(1) Dr. V. J. Patankar	... Dr. S. R. Moolgavkar Gold Medal for passing M. S. with distinction.
(2) Shri P. M. Dalal	... The Charles Morehead Prize and Dr. R. S. Poredi Gold Medal and Prize and Miss Manorama Vajayrai Hazarat Scholarship.
(3) Shri A. S. Narayan	... The J. C. Lisboa Gold Medal and Prize and Dr. S. R. Moolgavkar Gold Medal.
(4) Shri H. H. Kamdar	... Shri Balkrishna Sudamji Prize.
(5) Smt. S. K. Mangaonkar	... The Bai Ratanbai Ratanji Lentin Scholarship.

Fellowships.

1. Dr. E. J. de Souza, M.S., Assistant Professor of Anatomy proceeded abroad on study leave for 14 months from 22nd October 1955 on a Rockefeller Foundation Fellowship.

2. Dr. J. V. Bhatt, M.B., B.S., Lecturer in Physiology proceeded on study leave for one year from 5th December 1955 for higher studies at the Medical College, Agra, under the scheme sponsored by the Indian Council of Medical Research and the Rockefeller Foundation.

Annual cost and Revenue.

32. The total expenditure of the College amounted to Rs. 3,96,430 during the year under report as against Rs. 3,58,682 during the previous year. The net revenue of the College by way of Tuition Fees, Miscellaneous receipts etc., amounted to Rs. 1,08,413 as against Rs. 1,23,721 during the preceding year.

Hostel.

33. The total number of students residing in the hostel was 62. Arrangements were made to accommodate the lady students in Grant Medical College, there being no separate hostel for ladies.

The total expenditure incurred for the hostel was Rs. 17,300 while the income was Rs. 4,794.

New Hostel.

The Corporation have approved the plans and estimates for putting up a new hostel at Haji Ali Park for 120 students of T. N. M. College. The tenders have also been approved. The construction work will be started in October, 1956.

34. Lectures and seminars, etc.—From July, 1955 a series of external lectures, Clinico-Pathological conferences and students Clinical Meetings were arranged.

Library.

35. The total number of books added to the Library was 487 against 469 in the preceding year. Out of these 90 were presented to the Library.

36. Periodicals.—The College subscribed to 93 periodicals during the year under report as against 81 in the preceding year. 20 Periodicals were donated to the library.

The following departmental libraries are in existence :—

1. Anatomy.
2. Physiology and Bio-chemistry.
3. Pharmacology and Materia Medica.
4. Pathology and Bacteriology.
5. Cardiology.

The number of books and periodicals issued on the premises to the undergraduates and post-graduate students and the teaching staff of the Hospital and the College, was 18,302 as against 10,503 in the previous year. 1,772 books and periodicals were issued on loan outside the Library to the Medical Officers of the Hospital and the teaching Staff of the College as against 1,428 in the preceding year. To assist the Dean, a Library Committee was formed in September 1955. The Committee met once a month for discussing various matters pertaining to the Library. To help the teaching Staff of the B. Y. L. Nair Charitable Hospital and the T. N. M. College the various journals received in the library were scrutinised and articles of interest to the members of the staff were marked out by the Committee and sent to the teaching staff concerned.

The system of issuing books and journals was extended to the post-graduate students of the College.

Messrs. Ciba Pharma Ltd., Bombay donated 173 bound volumes of various important medical journals to the Library.

Messrs. Dena Bank Ltd., Lamington Road, Branch, donated 4 volumes of the Practitioner.

The College Library had at the end of the year 4,355 books as against 3,865 in the last year.

Museums.

37. *Anatomy*.—70 new specimens have been added to the Museum. 30 decomposed specimens were replaced by new specimens. The total number of specimens is 450.

Embryology.—5 new specimens were added to the museum. The total specimens now available are 28 wet specimens and 167 clay specimens.

Pathology.—The total number of mounted specimens in the Museum was 628 in 1954-55 and 77 new specimens were added during the year. 50 old specimens have been remounted during the year. Nurses from various hospitals and students from schools were allowed to visit the Museums.

Research work and Publications.

38. *Physiology Department*.—Research work on the following problems is in progress :—

1. Hematologic and Metabolic indices of stress.
2. Further studies in inflammation.
3. Participation of Parathyroids in acute systemic stress.
4. Further studies on the action of R. *Serpentina* in stress.
5. DCA/Cortisone antagonism and synergism.
6. A few observations on change in Eosinophil count as a result of systemic stress in the form of E.C.T. Shock.
7. Salivary amylase activity in human subjects.
8. Inconsistency in the action of nicotine on the frog heart by different methods.
9. Normal volume of the Frog's Blood. :

Publications.

(1) Action of Reserpin free extract of *Rauwolfia Serpentina* on Hypophysis Adrenocortical axis in Rat. Arch. Int. Pharmacodyn et de therap Vol. 102 No. 4, 1955.

(2) Effect of Reserpine free extract of R. *Serpentina* on Stress induced Activation of Adrenal cortex Arch Int. Pharmacodyn et de therap. In press 1955.

(3) Cortisone and Corticotrophine—Physiological Aspects. Ind. Jr. Med. Sc. July 1955.

(4) Effect of Acute Systemic Stress on Circulating Eosinophil Count and Urinary Excretion of Uric Acid and Creatinine in Men. (Submitted for publication in Jr. Applied Physiology.)

(5) Isolation of an anti-inflammation fraction from Inflammatory exudate (submitted for publication in Indian Jr. of Medical Research).

(6) Influence of Reserpine free extract of R. *Serpentina* on the action of ACTH and Cortisone on rats. Accepted for publication in Arch. Interl. Pharmacodin et de therap.

Pathology Department.

(1) Spontaneous Infiltration of Dura and Base of the Skull by an Ependymoma, C.G.S. Iyer and L. Monteiro, in Neurology, Vol. 3 No. 3 pp. 15-18 July-December 1955.

(2) Bilateral Massive Adrenal Haemorrhages, K. Raman and L. Monteiro, Indian Journal of Medical Sciences, Vol. 10, No. 1, January 1956, pp. 51-54.

(3) Congenital Esophageal Stenosis, L. Monteiro and E. J. de Souza, Indian Journal of Medical Sciences Vol. X No. 2 February 1956 pp. 142-143.

(4) The effect of Cortisone on Alkaline Phosphatase activity of liver, an investigation into the significance of increased Alkaline Phosphatase in liver.

T. P. Bharadwaj, J. Andrews and D. S. Nadkarni.

(A paper presented in "Endocrine in Diseases"—symposium of I.A.P. December 1955). Indian Journal of Medical Sciences (In press).

(5) A. T. P.—are activity of liver in acute carbon tetrachloride hepatopathy.

T. P. Bharadwaj and P. P. Nair.

(A paper presented at the I.A.P. Meeting December, 1955). Indian Journal of Medical Sciences (In press).

(6) Inefficacy of Cortisone in prevention of Carbon-tetra-chloride hepatic necrosis.

T. P. Bharadwaj and L. Monteiro.

(Journal of Post-graduate Medicine, April 1956).

(7) Aorto—Pulmonary Pistula.

T. P. Bharadwaj, K. Raman and M. D. Phatak.

(Indian Journal of Medical Sciences (In press).

(8) Studies in Infantile Cirrhosis.

F. P. Antia and T. P. Bharadwaj.

(Paper presented in Association of Teaching Pathologists January 1956) to be published.

(9) Histochemical observations of liver in acute Molybdenum Injury.

T. P. Bharadwaj, P. P. Nair and N. G. Magar (To be published).

(10) Rat Kidney in Acute Maleic acid toxicity; its relation with de Toni—Fanconi Sundrome.

T. P. Bharadwaj (To be published).

(11) Liver in Toxaemias of Pregnancy.

F. P. Antia and T. P. Bharadwaj (To be published).

(12) Sample value of biopsy of liver.

T. P. Bharadwaj and F. P. Antia (To be published).

Work in Progress

(13) Studies of Alkaline Phosphatase metabolism in experimental animals and men.

(14) Studies in the mechanism of Cortisone induced oedema.

(15) Histochemical, Cytochemical and Haematological studies in Eosinophilia.

(16) Effect of hydrocortisone on liver function and structure.

(17) Further Cytological and Histochemical observations on the mechanism of Molybdenum injury to the liver.

(18) investigations into the Cytological basis of liver functions.

Pharmacology department

(1) Pharmacology of Jatamansi—Dr. U. K. Sheth and Dr. M. S. Kekre.

(2) Toxicity of Protein Hydrolysate—Dr. B. B. Gaitonde; Dr. W. K. Bhide and Dr. R. A. Lewis.

(3) Pharmacology of Hypotensive drugs (A Review) Dr. B. B. Gaitonde.

Cardiology

(1) Complete recovery of an electro-cardiogram of a case of Myocardial Infarct. V. V. Shah.

(2) Electro-Cardiogram in Mitral Stenosis V. V. Shah and R. M. Desai.

(3) Prolonged Cardiac Pain—V. V. Shah and S. R. Kamat.

(4) Electro-cardiogram in Hypertension—V. V. Shah and P. V. Kunjannum.

Government of Bombay has sanctioned a research grant for investigations into the incidence of hypertension in permit holders.

Research Work under I. C. M. R.

A research grant under the Indian Council of Medical Research has been sanctioned for investigations into the factors affecting the susceptibility of diabetics to infection under Dr. T. P. Bharadwaj in the Pathology Department.

Artist Section

39. 670 Photographs and micro-photographs, 372 lantern slides were prepared for different departments of the College and Hospital. In addition to this, labels, posters, diagrams, etc. were also prepared. The Artist also attends to the work of Nair Hospital Dental College for preparing these articles.

New Departments.

40. The Department of Preventive and Social Medicine has started since January, 1956. Dr. V. N. Panse, M.D., M.P.H., has been temporarily appointed as Assistant Professor of Preventive and Social Medicine. A survey of the labour quarters at Worli and Arthur Road was made with the help of the Medico-Social Worker in order to allot these families to the students for the Comprehensive Medical Care and Family Health Advice Schemes.

Gymkhana and other Activities

41. (1) The inaugural address was delivered by Principal, V. S. Patankar of the Siddharth College.
- (2) The Independence Day was celebrated when Dr. V. M. Kaikini, ex-principal was the Guest of Honour. On this occasion, a variety entertainment was staged.
- (3) A Farewell function was held when Shri P. R. Nayak, Municipal Commissioner delivered a farewell address and unveiled the portrait of Dr. S. G. Vengsarkar, ex-Dean, on 26th September 1955.
- (4) Sale of Khadi, Village Industry Goods and Khadi Hundies were organised for four days from 2nd October 1955 on the occasion of Gandhi Jayanti.
- (5) The Republic Day was celebrated when Dr. V. M. Desai, Dean, Nair Hospital Dental College was the Guest of Honour.
- (6) A trip to Ajanta and Ellora and a picnic to Madh Island, were organised in December 1955 and January 1956 respectively.
- (7) Annual sports were held on 18th January 1956 when Dr. H. V. Tilak presided and distributed the prizes.
- (8) Annual Social Gathering was held on 6th February 1956.

NCC Naval Wing Unit (Medical)

The existing NCC Medical Unit, even at double its strength has not been able to meet the full demand for NCC recruitment from medical colleges. It has, therefore, been decided to establish a newly raised Medical Unit based on the Naval establishment at this College.

Dr. L. G. Marquis and I. K. Ramchandani have been selected for the pre-commission training at INS Venduruthy Cochin.

College Building

42. Plans and estimates for the construction of new college building have been prepared and the construction work is expected to start in October 1956.

Cultural and Recreational Centre.

43. A Premiereshow of "Quentin Durward" was arranged at the Metro Cinema on the 28th March, 1956 in aid of the Cultural and Recreational Centre for the students when His Excellency, the Governor of Bombay, Dr. Harekrushna Mahtab was the Guest of Honour. A sum of Rs. 28,964-12-6 was collected. It is proposed to locate this centre near the new hotel at Haji Ali park.

HOSPITAL AND COLLEGE STAFF

	Dean and Superintendent
Shri L. Monteiro, M.D.	
	Assistant Medical Officer.
Shri V. B. X. Almeida, M.B.B.S. Shri S. K. Shah, M.B.B.S., D.A.	
	Professor of Anatomy
Shri V. G. Kale, M.S., F.C.P.S.	
	Assistant Professor of Anatomy
Shri E. J. De Souza, M.S.	
	Lecturer in Anatomy
Shri M. M. Teggihalli, M.B.B.S.	
	Professor of Physiology
Shri T. H. Tindani, M.D.	
	Assistant Professor of Biophysics and Biochemistry
Shri S. N. Narayanrao, M.Sc.	
	Assistant Professor of Physiology
Shri I. K. Ramchandani, B.Sc., M.D.	
	Lecturers in Physiology
Shri J. V. Bhatt, M.B.B.S. Shri B. D. Punekar, M.Sc.	
	Professor of Pathology and Bacteriology
Shri K. Raman, M.D.	
	Assistant Professor of Pathology and Bacteriology
Shri T. P. Bharadwaj, M.D.	
	Lecturers in Pathology
Shri L. G. Marquis, B.Sc., M.B.B.S. Kumari Jessie Andrews, M.B.B.S.	

Professor of Pharmacology and Materia Medica

Shri U. K. Sheth, B.Sc., M.D., F.C.P.S. (Transferred to G.S.M. College from 1-1-1956).

Assistant Professor of Pharmacology and Materia Medica

Shri B. B. Gaitonde, M.B.B.S., M.Sc.

Lecturer in Pharmacology and Materia Medica

Shri M. S. Kekre, B.Sc., M.B.B.S.

Assistant Professor of Social and Preventive Medicine

Shri V. N. Panse, M.D., M.P.H.

Honorary Physicians and Lecturers in Medicine

Shri D. D. Bamji, M.D., F.C.P.S.

Shri V. V. Shah, M.D., M.R.C.P., M.R.C.P. (E).

Shri S. C. Sheth, M.D.

Shri L. R. Patel, M.D., M.R.C.P., F.C.P.S.

Honorary Asstt. Physicians and Asstt. Lecturers in Medicine

Shri G. J. Kothari, M.D.

Shri N. M. Shah, M.D., M.R.C.P.

Shri F. P. Antia, B.Sc., M.D., M.R.C.P., M.S.

Shri N. M. Desai, M.D., F.C.P.S., F.R.F.P.S., D.T.M. & H.

Honorary Surgeons and Lecturers in Surgery

Shri R. T. Desai, M.B.B.S., D.L.O., F.R.C.S.

Shri S. Patrao, B.Sc., M.D., M.S., F.C.P.S.

Shri V. K. Desai, M.B.B.S., L.R.C.P., F.R.C.S.

Shri A. B. C. Noronha, M.S.

Honorary Asstt. Surgeons and Asstt. Lecturers in Surgery

Shri M. K. Vora, M.S.

Shri K. N. Dastur, B.Sc., M.S., F.R.C.S.

Shri V. G. Daftary, M.S.

Shri J. S. Shah, M.S.

Honorary Pediatrician and Lecturer in Pediatrics

Shri S. C. Sheth, M.D., M.R.C.P., D.C.H., F.C.P.S.

Honorary Asstt. Pediatrician and Assistant Lecturer in Pediatrics

Shri N. S. Tibrewala, M.B.B.S., D.C.H., D. Ped.

Honorary Physician (Tuberculosis) and Lecturer in Tuberculosis

Shri R. M. Patel, M.D., T.D.D.

Honorary Asstt. Physician (Tuberculosis) and Asstt. Lecturer in Tuberculosis

Kumari Sundri G. Advani, M.B.B.S., D.T.D.

Honorary Orthopaedic Surgeon and Lecturer in Orthopaedic Surgery

Shri M. V. Sant, M.S.

Honorary Asstt. Orthopaedic Surgeon and Asstt. Lecturer in Orthopaedic Surgery

Shri R. M. Gaitonde, M.S., F.R.C.S.

Honorary Otorhinolaryngologist and Lecturer in Otorhinolaryngology

Shri L. H. Hiranandani, M.B.B.S., D.L.O., F.R.C.S., F.C.P.S.

Honorary Asstt. Otorhinolaryngologist and Asstt. Lecturer in Otorhinolaryngology

Shri O. Chandra, M.S., D.L.O.

Honorary Obstetricians and Gynaecologists and Lecturers in Obstetrics and Gynaecology

Shri J. N. Karande, M.D., F.C.P.S.

Shri K. C. Shah, M.B.B.S., M.R.C.O.G., D.C.H.

Honorary Asstt. Obstetricians and Gynaecologists and Asstt. Lecturers in Obstetrics and Gynaecology

Shri S. N. Garde, M.D., M.R.C.O.G.

Shri N. V. Mody, M.D., M.R.C.O.G., F.R.C.S.

Honorary Ophthalmic Surgeon and Lecturer in Ophthalmology

Shri H. D. Patel, M.B.B.S., D.O., D.O.M.S.

Honorary Asstt. Ophthalmic Surgeon and Asstt. Lecturer in Ophthalmology

Shri A. M. Gokhale, M.B.B.S., D.O., D.O.M.S.

Refractionist

Shri R. Abreu, M.B.B.S., D.O., D.O.M.S.

Honorary Radiologist and Lecturer in Radiology

Shri G. H. Nerukar, M.B.B.S., D.M.R.E.

Honorary Asstt. Radiologist and Asstt. Lecturer in Radiologist.

Shri C. T. Desai, M.B.B.S., D.T.M., D.M.R.E.

Honorary Anaesthetist and Lecturer in Anaesthesia

Shri J. H. Mehta, M.B.B.S., D.A.

Honorary Asstt. Anaesthetist and Asstt. Lecturer in Anaesthesia

Shri D. H. Mulla, M.B.B.S., D.A.

Honorary Dermatologist and Venereologist and Lecturer in Dermatology and Venereology

Shri H. A. Choksey, M.B.B.S., M.R.C.P., F.C.P.S.

Honorary Asstt. Dermatologist and Venereologist and Asstt. Lecturer in Dermatology and Venereology

Shri T. K. Mehta, M.B.B.S., D.V.D., F.C.P.S.

Honorary Lecturer in Hygiene

Shri V. T. Vagh, M.B.B.S., B.Hy., D.P.H., L.M., D.T.M. & H.

Honorary Lecturer in Medical Jurisprudence and Toxicology

Shri F. Noronha, M.B.B.S., D.P.H., L.R.C.P., M.R.C.S.

Honorary Lecturer in Psychiatry

Shri N. J. Kothari, M.D., D.P.M.

Honorary Dental Surgeon and Lecturer in Dentistry

Shri M. S. N. Ginwala, D.D.D.S., M.S., L.D.Sc., F.I.C.D.

Honorary Medical Officer (Ante Natal Department)

Smt. Sharad Nanavati, M.D.

Honorary Asstt. Medical Officer (Ante Natal Department)

Shri S. S. Thakur, M.D., D.G.O.

Honorary Asstt. Physician (Out-Patient Department)

Shri N. C. Amin, M.D., D.C.H.

Honorary Asstt. Surgeon (Out-Patient Department)

Shri K. A. Dalal, M.B.B.S., F.R.C.S.

Honorary Lecturer in Embryology

Shri S. R. Nair, B.Sc., M.B.B.S., F.C.P.S.

* APPENDIX 5.

Summary of In-patients classified according to department and sex for the period from 1-1-55 to 31-12-55.

Department.	Sex.	In the Hospital on Mid-night of 31-12-54.	Admitted during 1955.	Total.	Discharged during 1955.	Deaths.	In the Hospital on Mid-night on 31-12-55
Medical	Male	67	2,134	2,201	1,898	238	65
	Female	32	825	857	705	117	35
Surgical	Male	64	1,859	1,923	1,778	72	73
	Female	19	514	533	474	45	14
	Children Male	8	178	186	168	16	2
	Children Female	1	89	90	85	4	1
Ophthalmic	Male	10	235	245	235	...	10
	Female	5	127	132	132
	Children Male	...	23	23	23
	Children Female	2	11	13	13
Gynaecological	Female	14	647	661	636	9	16
	Children.	...	1	1	1
Skin and V. D.	Male	7	91	98	91	...	7
	Female	...	29	29	29
	Children Male	...	17	17	16	1	...
	Children Female	...	12	12	12
Aural	Male	8	635	643	629	3	11
	Female	5	371	376	371	3	2
	Children—Male	3	305	308	307	1	...
	Children—Female	2	274	276	275	1	...
Orthopaedic	Male	12	286	296	280	8	10
	Female	2	106	108	101	4	3
	Children—Male	4	74	78	76	...	2
	Children—Female	2	43	45	41	1	3
Paediatric	Male	20	809	829	619	191	19
	Female	10	640	650	437	191	22
Maternity	Female	37	2,863	2,900	2,862	12	26
Tuberculosis	Male	8	223	231	200	21	10
	Female	...	1	1	1
Dental	Male	3	13	16	16
	Female	2	6	8	7	...	1
	Children—Male	...	2	2	2
	Children—Female	...	1	1	1
Total		347	13,444	13,791	12,521	938	332

* Appendices 1 to 4 are printed in Departmental Report.

APPENDIX 6.

Summary of Out-patients classified according to the departments and sex for the year 1955.

Department.	Sex.	O. P. D. new cases.	O. P. D. old cases.	Total attendance.	Casualty cases.
Medical	... Male	... 16,548	28,834	45,382	781
	... Female	... 8,739	19,490	28,229	53
Surgical	... Male	... 9,774	28,330	38,104	5,890
	... Female	... 2,665	7,796	10,461	1,162
Children—	Male	... 1,426	4,741	6,167	1,167
	Female	... 819	2,050	2,869	553
Ophthalmic	... Male	... 4,576	5,524	10,100	282
	... Female	... 2,203	3,044	5,247	5
Children—	Male	... 644	1,197	1,841	3
	Female	... 649	1,157	1,806	2
Gynaecological	... Female	... 4,316	12,392	16,708	2
	Children— Female	... 6	...	6	1
Skin and Venereal disease	... Male	... 2,944	4,864	7,808	261
	... Female	... 691	1,152	1,843	83
Children—	Male	... 456	500	956	45
	Female	... 419	469	888	24
Aural	... Male	... 3,929	4,041	7,970	28
	... Female	... 2,214	3,247	5,461	12
Children—	Male	... 1,385	1,821	3,206	34
	Female	... 1,354	1,882	3,236	22
Orthopaedic	... Male	... 637	2,707	3,344	443
	... Female	... 250	627	877	78
Children—	Male	... 194	677	871	141
	Female	... 128	243	371	40
Paediatric	... Male	... 7,024	16,078	23,102	46
	... Female	... 5,917	12,274	18,191	18
Ante-natal	... Female	... 2,914	10,435	13,349	21
Post-natal	... Female	... 239	3,106	3,345	...
Tuberculosis	... Male	... 338	1,902	2,240	1
	... Female	... 57	104	161	...
Psychiatric	... Male	... 134	775	909	...
	... Female	... 75	414	489	...
Children—	Male	... 46	297	343	...
	Female	... 14	145	159	...
Total		... 83,724	1,82,315	2,66,039	11,198

*APPENDIX 9.

Statement showing classification according to principal, sites of lesion of In-patients suffering from tuberculosis treated in Bai Y. L. Nair Ch. Hospital during the year 1955.

		Respira- tory system.	Brain and spinal cord.	Intes- tines Perito- neum.	Genito- urinary system.	Bones and Joints				Glands	Genera- lised	Others	Total
						Spine.	Hip.	Knee.	Other				
Discharges	...	328	93	92	4	26	4	9	31	29	1	3	620
Deaths	...	27	65	11	1	1	105
Total	...	355	158	103	5	26	4	9	32	29	1	3	725

APPENDIX 10.

Statement showing patients suffering from Malignant Neoplasms classified according to type of growth, sex and age discharge and deaths treated at B. Y. L. Nair Ch. Hospital during 1955.

Type of Growth	Sex	AGE GROUP									RESULTS		
		0-14	15-24	25-34	35-44	45-54	55-64	65-74	75-84	85 yrs. and above	Dis- charges	Deaths	Total
Carcinoma	Male	1	3	6	13	33	20	5	1	...	68	14	82
	Female	...	6	6	24	10	17	3	53	13	66
Rodent ulcer	Male
	Female
Sarcoma	Male	4	2	1	1	1	8	1	9
	Female	3	3	1	6	1	7
Unclassified	Male	2	...	2	3	2	1	8	2	10
	Female	3	2	1	4	2	6
Total	Male	7	5	9	17	36	21	5	1	...	84	17	101
	Female	6	9	6	26	12	17	3	63	16	79
Grand Total		13	14	15	43	48	38	8	1	...	147	33	180

*Appendices 7 & 8 are printed in Departmental Report.

* APPENDIX 20.

Report of the Skin and Venereal Department of the B.Y.L. Nair Charitable Hospital for the year 1955.

Description.	OUT-PATIENTS.		IN-PATIENTS.	
	Male.	Female.	Male.	Female.
Congenital syphilis	2	...	3	3
Early syphilis	155	...	9	...
Latent syphilis	1	...
Syphilis unqualified	309	10	78	3
Total Syphilis	466	10	91	6
Acute Gonorrhoea	223	3
Chronic Gonorrhoea	...	1	3	...
Other Gonococcal infection	11	5	6	1
Total Gonorrhoea	234	9	9	1
Chancroid	241	1	5	...
Other Venereal diseases	5	...	4	...
Leprosy	140	2	2	...
Other skin diseases	4,813	677	129	24
Grand Total	5,899	699	240	31

APPENDIX 21.

Annual Report of X-Ray and Electrotherapy Department from 1-4-55 to 31-3-56.

Serial No.	INDOOR PATIENTS.				OUTDOOR PATIENTS.				Grand Total
	Male.	Female.	Children.	Total.	Male.	Female.	Children.	Total.	
(1) Skiagrams	993	424	249	1,666	975	540	370	1,885	3,551
(2) Fluoroscopic examination.	1,290	915	246	2,451	3,272	1,763	150	5,185	7,636
(3) Barium Meal	83	31	1	115	223	67	...	280	395
(4) Ultra-Violet Radiation.	11	4	5	20	26	21	160	207	227
(5) Short-wave Diathermy.	29	45	...	74	261	470	4	735	809
(6) Deep X-Rays	10	15	...	25	93	117	...	210	235
(7) Superficial X-rays	5	2	...	7	45	20	2	67	74

APPENDIX 21A.

A statement showing the number of Electro-cardiograms classified according to the clinical conditions for which these were taken in the Nair Hospital during the year 1955.

Pain in chest	271
Palpitations	41
Coronary Thrombosis	191
Mitral Disease	102
Auricular Fibrillation	35
Tachycardia	8
Hypertension	130
Aortic Disease	35
Congestive Cardiac Failure	90
Angina Pectoris	57
Rheumatic Disease	12
Pericarditis	18
Congenital Heart Disease	7
Hyperthyroidism	3
Hypothyroidism	5
Miscellaneous	425
Total	1,430

* Appendices 11 to 19 are printed in departmental Report.

APPENDIX 22.

Department of Pathology and Bacteriology

47379 Laboratory investigations were carried out during the year 1955 (1st January 1955 to 31st December 1955) investigations are grouped under the following heads.

I.—Pathological.	II.—Bacteriological	III.—Biological	IV.—Biochemical
I.—Pathological			
I.—Routine Examination of Urine			... 2,405
II.—Routine Examination of Blood—			
I.—Cytological Examination:			
(a) Complete cytology			... 4,311
(b) Platelet count and Reticulocyte Count			... 411
(2) Coagulation time of blood			... 459
(3) Bleeding time of blood			... 459
(4) Grouping and Matching of blood			... 3,614
(5) Sedimentation rate			... 1,728
(6) Fragility test			... 15
(7) Detection of Malarial Parasites			... 21
(8) Bone Marrow			... 229
(9) Clot Retraction			... 8
(10) Packed cell volume and M.C.D.			... 178
III.—Examination of Faeces			... 4,186
(a) Examination of Faeces for occult blood			... 4,186
IV.—Examination of Sputum			... 2,380
V.—Examination of Puncture fluids:			
(a) Cerebro spinal fluid			... 1,324
(b) Pleural fluid			... 149
(c) Ascitic fluid			... 151
(d) Pericardial fluid			... 30
(e) For malignant cells			... 60
VI.—Semen examination			... 260
VII.—Histological Examination of Surgical Tissues			... 1,783
VIII.—Total number of Post-Mortem blocks			... 1,209
II.—Bacteriological			
I.—Urine culture examination			... 163
II.—Blood:			
(a) Culture examination			... 129
(b) Clot culture examination			... 424
(c) Serological examination:			
(1) Widal reaction			... 424
(2) Wassermann Reaction C.S.F.			... 320
(3) Kahn Tests			... 6,458
(4) Weil Felix Reaction			... 347
(5) Agglutination test against Brucella group			... 13
(6) Cold Agglutination test			... 20
(7) Paul Bunnell test			... 3
III.—Faeces:			
Cultural examination			... 69
IV.—Puncture fluid—cultural Examination:			
(1) Cerebro-spinal fluid			... 33
(2) Pleural fluid			... 65
(3) Peritoneal fluid			... 5
(4) Ascitic fluid			... 20
(5) Pericardial fluid			... 10
(6) Other aspirated fluids			... 20
V.—Microscopic and Cultural Examination of:			
(1) Pus			... 102
(2) Nasal Swab			... 96
(3) Throat Swab			... 198
(4) Tongue swab			... 3
(5) Ear swab			... 5
(6) Eye swab			... 1
(7) Lip swab			... 2
(8) Vaginal swab			... 4
(9) Rectal swab			... 3
(10) Cervical swab			... 1
(11) Swab from tonsil			... 3

APPENDIX 22—Contd.

I.—Pathological,	II.—Bacteriological,	III.—Biological,	IV.—Biochemical,
VI.—For M. Tuberculosis :			
(1) Sputum			6
(2) Urine			3
(3) Pleural fluid			14
(4) Pus			14
(5) C. S. fluid			2
(6) Ascitic fluid			1
(7) Peritoneal fluid			2
(8) Pericardial fluid			1
VII.—Examination for the presence of Microorganisms—smears (Microscopy) :			
(1) Swab from lip			1
(2) Swab from tonsil			3
(3) Ear swab			6
(4) Swab from Bronchus			1
(5) Formel gel test			54
(6) Urethral smears			15
(7) Prostatic smears			12
(8) Pus smears			22
(9) Cervical smears			22
(10) Vaginal smears			12
(11) Nasal scrapings for <i>M. leprae</i>			3
(12) Smear from eye			1
(13) Mastoid abscess smear			1
(14) Smear from vulva			1
(15) Tongue swab			4
(16) Blood for Microfilariae			3
(17) Gastric contents			3
(18) Splenic smear			6
VIII.—Preparation of Autovaccine			
			8
III.—Biological			
I.—Casoni's test			3
II.—Frei's test			2
III.—Pregnancy (frog) test			42
IV.—Biochemical			
I.—Urine :			
(1) Determination of Diastase Index			18
(2) Calcium			1
(3) Urobilinogen			76
(4) Creatinine			4
(5) Chlorides			12
(6) Creatine			4
(7) Urea concentration			221
(8) Bence Jones Protein			2
II.—Blood :			
Determination of chemical constituents :			
(1) Albumin			439
(2) Bilirubin			265
(3) Calcium			61
(4) Chlorides			4
(5) Cholesterol			228
(6) Creatinine			25
(7) Fibrinogen			8
(8) Globulin			439
(9) Glucose (fasting)			225
(10) Non Protein Nitrogen			132
(11) Phosphorous Inorganic			330
(12) Proteins total			533
(13) Sodium			59
(14) Iron			336
(15) Urea Nitrogen			805

THE NAIR HOSPITAL DENTAL COLLEGE, BOMBAY 8.

Dr. V. M. Desai, D.D.S., F.D.S., R.C.S. (Eng. & Edin), F.I.C.D., F.A.I.D., was in charge of the College as Dean throughout the year. There were 10 Dental Surgeons with foreign qualifications, 11 Medical Lecturers, 16 Medical Demonstrators, 39 Dental Lecturers, Demonstrators and Clinical Assistants, Physical Instructor and one Artist on the Staff. All this staff except one Demonstrator and Clinical Assistant was on part-time basis having private practice. A list of teaching staff is appended hereto.

The College conducts a 4 year's course in Dentistry on the passing of which the College Dental Board awards the Diploma of L.D. Sc. (Bombay). Since June 1954, the College is affiliated to the Bombay University for B. D. S. Degree in Dentistry.

The admission standard for the students is Inter-science (B-Group) Examination of the Bombay University or an examination equivalent to it and the course extends over 4 years. The College Diploma is recognised by the Government of Bombay, the Government of India, the Dental Colleges in U.S.A., the Royal College of Surgeons, United Kingdom and Other Foreign Universities. The Licentiates of the College are eligible to appear for the L.D.S. Examination of the Royal College of Surgeons, England and Edinburgh after putting in only 6 months' practice in any recognised Dental Hospital in England. They are eligible for permanent commission in the Indian Army, Navy and Air Dental Corps.

All types of Dental treatment such as Silver, Gold and Cement Fillings, Artificial Sets of Teeth, Regulation of Teeth of Children, etc., were done by charging fees as laid down by the Corporation. The College has an Academic Council to look after the academic affairs of the College. There is also an Advisory Dental Board which conducts Final L.D. Sc. Diploma Examination and advises the Dean and the Municipal Commissioner in the policy to be followed by the College and in matters of administration referred to them.

The College had in its new building 76 Dental Chairs, 52 Dental Units, 2 Dental X-Ray Machines and other equipment to give dental treatment on most modern lines.

During the year under report, the following prominent persons visited the College.

- (1) Dr. John W. Knutson, Chief Dental Officer, W. H. O.
- (2) Prof. R. V. Bradlaw, Dean, Sutherland Dental School, New Castle upon Tyne, U.K.
- (3) Shri Ganpatishankar Desai, (Ex-Mayor of Bombay.)
- (4) Shri K. M. Munshi, Governor of U.P.
- (5) Shri Mangaldas Pakvasa, Governor of Bombay.
- (6) Dewan Bahadur, K. M. Jhaveri.
- (7) Shri N. J. Wadia, Vice-Chancellor.
- (8) Shri V. N. Chandavarkar.
- (9) Shri V. N. Desai, Chairman of the Standing Committee, Bombay Municipal Corporation.
- (10) Principal, V. K. Jog.
- (11) Principal Father M. M. Balaguer S. J. St. Xavier's College.

The College Students' Annual Social Gathering was held in Jai Hind College Hall. It was presided over by Dr. S. P. Kapadia, President of the Bombay State Dental Council and prizes were distributed to the winners in the Annual Sports by Dr. L. Monteiro, Dean of the Topiwala National Medical College.

Students on the Roll.

	Males.	Females	Total
1st B. D. S.	45	11	56
2nd B. D. S.	24	1	25
3rd L.D. Sc.	23	3	26
Final L.D.Sc.	24	7	31
	116	22	138

Resume of work done in the Clinics.

The total number of patients treated during the year under report was 62,944 (both in the morning and evening clinics) which included, males 35,945, females 16,924 and children 10,075. Details of work done, operations performed, etc., are given in Appendices 'A'.

APPENDIX A.

Work done in the Clinics.

Full denture sets	292
Partial Sets	182
Repairs of Sets	162
Gold Bridge and Inlays	47
Acrylic Crowns	71
Silver Fillings	3,074
Zinc Oxide Cement and Temporary Fillings	5,735
Prophylaxis and Pyorrhoea Treatment	5,634
Dressings	407
Dental X-Ray	3,100
Porcelain Filling	530
Root Canal Treatment	348
Consultation and advice	11,577
Medications	1,155
Extractions under Local Anaesthesia	21,736
Surgical extractions of root	3,574
Extractions under General Anaesthesia	3,355
Abscess treatment	96
Alveolectomy	35
Surgical removals of impacted teeth	40
Orthodontia treatment (regulations of teeth of children)	2,415

During the year under report a total revenue of Rs. 76,881-10-0 was collected by way of fees from students and patients as against Rs. 78,824-0-0 during the preceding year. The total expenditure incurred came to Rs. 2,15,506-8-3 against Rs. 1,16,637-0-0 during the preceding year.

Poor Box Fund.

During the year under report 112 sets of upper and lower Artificial Teeth, 61 Partial Sets of Teeth, Repair of 36 Sets of Teeth, 1,650 Penicilin and Other Injections, 3,100 X-Rays were given to poor deserving patients from the Fund. The total amount in the Fund was Rs. 4,447-7-4.

List of the Teaching Staff.

Dean

- (1) Dr. V. M. Desai, D.D.S., F.D.S., R.C.S. (Eng.), & (Edin), F.I.C.D., F.A.I.D.; Dean and Superintendent of the Dental College and Hospital.
- (2) Dr. H. D. Merchant, D.M.D., F.I.C.D., *Vice-Dean*.

Prosthetic and Crown and Bridge Department.

- (1) Dr. F. S. Mehta, L.D.Sc., D.M.D., F.I.C.D., Head of the Prosthetic and Crown and Bridge Department Professor in Dental Prosthesis, Evening Superintendent and Head of the Research Department.
- (2) Dr. C. B. Shroff, M.B., B.S., B.D.S., Lecturer and Demonstrator in Dental Prosthesis.
- (3) Dr. H. H. Thakor, L.D.Sc., Lecturer and Demonstrator in Dental Prosthesis.
- (4) Dr. H. V. Rau, L.D.Sc., D.E.D.P., Lecturer and Demonstrator in Crown and Bridge.
- (5) Dr. B. Rebeiro, L.D.Sc., Demonstrator in Crown and Bridge.
- (6) Dr. N. J. Vasavada, L.D.Sc., Demonstrator in Dental Prosthesis.
- (7) Dr. N. B. Javle, L.D.Sc., Demonstrator in Dental Prosthesis.
- (8) Dr. B. S. Kapadia, L.D.Sc., Demonstrator.
- (9) Dr. (Kumari) R. J. Ezekiel, L.D.Sc., Clinical Assistant, Dental Prosthesis. (On Study Leave).
Dr. B. C. Shroff, L.D.Sc., B.D.S., Clinical Assistant, Dental Prosthesis.
- (10) Dr. (Kumari) M. A. Barretto, L.D.Sc., Demonstrator in Dental Prosthesis. (On Study Leave).
Dr. J. R. Kulkarni, L.D.Sc., Demonstrator in Dental Prosthesis. (On Study Leave).
- (11) Dr. B. R. Hegde, L.D.Sc., Demonstrator in Prosthesis and Crown and Bridge Department.
- (12) Dr. A. D. Daruwalla, L.D.Sc., Demonstrator in Prosthesis Department. (On Study Leave, from 1-9-1955).
- (13) Dr. A. R. Pinto, L.D.Sc., Demonstrator, Crown and Bridge Department.
- (14) Dr. C. B. Daruwalla, L.D.Sc., Clinical Assistant, Dental Prosthesis.

Operative Department

- (1) Dr. V. M. Kher, D.D.S., L.D.Sc., L.D.S.R.C.S. (Eng.), F.I.C.D., Head of the Operative Department and Professor in Operative Dentistry, Preventive Principles in Dentistry, Practice Management, Pre-Clinical Dentistry, Oral Medicine and Children's Dentistry.
- (2) Dr. G. D. Patel, L.D.Sc., Lecturer in Oral Anatomy, Materials Used in Dentistry and Demonstrator in Operative Dentistry. (Resigned from 1-11-1955).
Dr. S. S. Sheth, L.D.Sc., Lecturer and Demonstrator in Operative. (Appointed from 1-11-1955).
- (3) Dr. P. J. Pathare, L.D.Sc., Demonstrator in Operative Dentistry.
- (4) Dr. A. Oliver, L.D.Sc., Demonstrator in Oral Anatomy.
- (5) Dr. E. J. D'Souza, L.D.Sc., Demonstrator, Operative Laboratory.
- (6) Dr. V. K. Ravat, B.Sc., L.D.Sc., Clinical Assistant in Operative Dentistry. (On Study Leave from 1-9-1955).
Dr. A. G. Dalvi, B.Sc., L.D.Sc., Acting Clinical Assistant, Operative Dentistry. From 1-10-1955
- (7) Dr. P. H. Battiwalla, L.D.Sc., Demonstrator in Operative Dentistry.
- (8) Dr. S. A. Tellis, L.D.Sc., Demonstrator, Operative Dentistry. (From 17-1-1956).
Dr. L. F. Cardoza, L.D.Sc., Demonstrator.
- (9) Dr. N. A. Piroshaw L.D. Sc. Demonstrator in operative Dentistry on study leave.
- (10) Dr. A. D'Costa, Demonstrator, Operative Laboratory.
- (11) Dr. (Kumari) Meena J. Lalwani, L.D.Sc., Clinical Assistant, Operative Department.

Orthodontia Department.

- (1) Dr. H. D. Merchant, D.M.D., F.I.C.D., Vice-Dean, and Head of the Orthodontia Department and Professor in Orthodontia.
- (2) Dr. S. M. Munim, L.D.Sc., Clinical Assistant and Demonstrator in Orthodontia.
- (3) Dr. J. M. D'Costa, L.D.Sc., Clinical Assistant in Orthodontia.
- (4) Dr. (Kumari) Dhun Contractor, L.D.Sc., Demonstrator in Orthodontia.
- (5) Dr. (Kumari) R. Kamath, L.D.Sc., Demonstrator in Orthodontia.
- (6) Dr. P. R. Manjrekar, L.D.Sc., Demonstrator in Orthodontia.

Oral Surgery Department

- (1) Dr. M. S. N. Ginwalla, L.D.Sc., D.D.S., M.S., F.I.C.D., Head of the Oral and Plastic Surgery Department and Professor in Oral Surgery.
- (2) Dr. R. B. Raut, L.D.Sc., F.I.C.D., Lecturer in Exodontia, and Local Anaesthesia and Clinical Assistant in Oral Surgery Department.
- (3) Dr. J. H. Mehta, M.B., B.S., D.A., Lecturer in General Anaesthesia and General Anaesthetist to Oral Surgery Department.
- (4) Dr. R. C. Arora, L.D.Sc., Clinical Assistant in Oral Surgery Department.
- (5) Dr. P. V. Diwanji, L.D.Sc., Demonstrator in Exodontia and Oral Surgery Department.
- (6) Dr. V. B. X. Almeida, M.B., B.S., Demonstrator in General Anaesthesia.
- (7) Dr. (Smt.) P. M. Mantri, L.D.Sc., Demonstrator in Exodontia and Oral Surgery.

Periodontia Department.

- (1) Dr. (Smt.) T. M. S. Ginwalla, D.D.S., L.D.S., R.C.D.S., F.I.C.D., Head of the Periodontia Department and Professor in Periodontia.
- (2) Dr. (Kumari) A. Panthaki, L.D.Sc., Clinical Assistant, Periodontia Department. (On Study Leave).
- (3) Dr. S. B. Sathe, B. D. S., L.D.Sc., Clinical Assistant in Periodontia Department.

Dental Pathology Department.

- (1) Dr. H. M. Dholakia, L.D.Sc., (Bom.), L.D.S.R.C.S. (Eng), Professor in Dental Pathology, Lecturer in Oral Diagnosis and Treatment Planning, Dental physiology, Dental Histology and Dental Bacteriology.
- (2) Dr. J. M. Fonseca, L.D.Sc., Clinical Assistant, Department of Oral Diagnosis.
- (3) Dr. Kali H. C. Kapadia, L.D.Sc., Demonstrator, Examination and Treatment Planning Department.

General Surgery Department.

- (1) Dr. A. B. C. Noronha, M.S., Lecturer in General and Clinical Surgery.
- (2) Dr. V. G. Daftary, M.S., Demonstrator in General Surgery.

General Medicine Department

- (1) Dr. S. C. Sheth M.D., Lecturer in General and Clinical Medicine.
- (2) Dr. V. N. Panse, M.D., Demonstrator in General Medicine. (On Study Leave).
- Dr. N. C. Amin, M.D., Demonstrator in General Medicine.

General Materia Medica and Pharmacology.

- (1) Dr. U. K. Sheth, M.D., Lecturer in General and Dental Materia Medica, Pharmacology and Dental Therapeutics. (Upto 31-12-1955).
- Dr. B. B. Gaitonde, Lecturer in General and Dental Materia Medica, Pharmacology and Dental Therapeutics. (From 1-1-1956).
- (2) Dr. K. H. Gharat, M.B., B.S., Demonstrator, Materia Medica and Pharmacology.
- (3) Dr. M. S. Kekre, M.B., B.S., Demonstrator in Materia Medica and Pharmacology.

General Pathology Department.

- (1) Dr. K. Raman, M.D., Acting Honorary Pathologist and Lecturer in General Pathology.
- (2) Dr. N. A. Patkar, M.B., B.S., Demonstrator, General Pathology.
- (3) Dr. J. C. Choksey, M.B., B.S. Demonstrator, General Pathology. (21-9-1955 to 31-3-1956).

Bacteriology Department

- (1) Dr. T. P. Bharadwaj, M.D., Lecturer in General and Dental Bacteriology.
- (2) Dr. S. N. Kothare, B.Sc., M.D., Demonstrator, General Bacteriology.

Histology Department.

- (1) Dr. E. J. D'souza, M.S., Lecturer in General and Special Histology. (On Study Leave).
- Dr. M. M. Tegghalli, M.B., B.S., Acting Lecturer in Histology. (Appointed from January 1956)
- (2) Dr. M. K. Nayak, M.B., B.S., Demonstrator in Histology.

Anatomy Department

- (1) Dr. V. G. Kale, M.S., F.C.P.S., Lecturer in General and Special Anatomy.
- (2) Dr. M. M. Tegghalli, M.B., B.S., Demonstrator, General and Special Anatomy. (Upto December 1955).
- Dr. M. L. Joshi, M.B., B.S., Acting Demonstrator, General and Special Anatomy. (Appointed from January 1956).
- (3) Dr. S. A. Mehendale, M.B., B.S., Demonstrator, General and Special Anatomy.
- (4) Dr. M. B. Kher, M.B., B.S., Demonstrator, General and Special Anatomy.

Radiology Department.

- (1) Dr. G. H. Nerurkar, M.B., B.S., Lecturer in General and Dental Radiology.
- (2) Dr. L. G. Shirwatkar, B.D.S., Demonstrator, Radiology Department.

Physiology Department.

- (1) Dr. T. H. Rindani, M.D., Lecturer in General and Special Physiology.
- (2) Dr. R. V. Waingankar, M.B., B.S., Demonstrator in Physiology.
- (3) Dr. J. V. Bhatt, M.B., B.S., Demonstrator in Physiology. (On Study Leave).
- Dr. M. G. Naik, M.B., B.S., Demonstrator in Physiology. (From 4-7-1955).

Bio-Chemistry and Metallurgy.

- (1) Professor Narayan Rao, M.Sc., Lecturer in Bio-chemistry and Metallurgy.
- (2) Dr. I. K. Ramchandani, B.Sc., M.D., Demonstrator in Bio-Chemistry and Metallurgy.
- (3) Shri B. D. Punekar, M.Sc., Demonstrator, Bio-chemistry.

Jurisprudence, Ethics and Economics.

- (1) Dr. M. K. Patel, D.D.S., Dr. Med. Dent. F.I.C.D., Lecturer in Dental Jurisprudence, Ethics and Economics.

Physical Instructor.

(1) Shri N. N. Kajrolkar.

Artist,

(1) Shri W. D. Pachare.

Professors "Emeritus."

- (1) Dr. V. P. DeSa, D.D.S., F.I.C.D., Professor of Operative Dentistry.
- (2) Dr. D. J. D'Lima, L.D.S., R.C.S., Professor of Dental Pathology.

Municipal General Hospital, Sion, and Annapurnabai Deshmukh Hospital For Women

1. *Administrative Staff.*—Dr. S. V. Joglekar, M.S., F.C.P.S., was in charge of the hospital as Superintendent during the year under report.

Dr. V. S. Shevade, M.B.B.S, continued as Assistant Medical Officer.

The names of the medical staff with their designations and qualifications are given in Appendix I.

2. *New Department.*—The Department of Ear, Nose and Throat was started from 1st August 1955 and Dr. S. R. Rege, M.S., F.C.P.S., D.L.O. was appointed as Honorary Aural Surgeon from that date.

3. *Distribution of Beds.*—As the bed strength of this hospital was raised from 300 to 350 beds on 1st May 1955, the distribution of beds was made as under:

Non-Paying Beds

Department.	Male.	Female.	Children.	Total.
Medical	58	50	23	131
Surgical	56	23	9	88
Gynaec and Obstetric	...	70	...	70
E. N. T.	2	2	3	7
Skin	2	2
Ophthalmic	2	2
Total	120	145	35	300

Part-Paying Beds

Department.	Male.	Female.	Children.	Total.
Medical	12	6	...	18
Surgical	13	6	...	19
Gynaec and Obstetric	...	13	...	13
	25	25	...	50

4. *Indoor and Out-Door Patients.*—The total number of patients admitted during the year under report was 16,926 as against 15,528, 14,018 and 12,002 during the years 1954, 1953, and 1952 respectively. Out of 17,308 (16,926 new admissions plus 382 remained on 1st January 1955) the indoor patients treated during the year under report were 5939, 4043, 265, 30 and 14 for Medical, Surgical, E.N.T. Ophthalmic and Skin complaints respectively and 6,635 were treated at the "ANNAFURNABAI DESHKUKH HOSPITAL FOR WOMEN" for deliveries and gynaec complaints and 380 remained on 31st December 1955, as shown below:—

	Cured.	Relieved.	Other-wise.	Delivered.	Left before delivery.	Died.	Remained on 31-12-1955.
Municipal General Hospital, Sion Medical and Surgical Departments	4,838	3,227	1,299	948	275
Annapurnabai Deshkukh Hospital for Women-Gynec and Maternity Departments	922	299	72	4,158	1,147	18	105
Total	5,760	3,526	1,371	4,158	1,147	966	380

In addition to 966 deaths among adults mentioned above, there were 470 deaths due to prematurity, still births and other causes among infants, bringing the total number of deaths to 1,436.

Out of 1,436 deaths, 465 took place within 24 hours of admission, 174 after 24 hours but within 3 days of admissions, 470 were due to still births, prematurity and other causes of infant mortality and the remaining 327 died after three days of admission in the hospital.

The highest in-patients and out-patients attendance on a single day was 435 and 2,442 respectively.

5. *Paying Patients.*—This scheme was given effect to from 1st September 1951, Rs. 10 and Rs. 5 per patient per day are being charged for Special Room and General Paying Ward respectively. The number of patients admitted during the year under report was as under:—

	1953	1954	1955
(1)—General Paying Ward and Special Room	...	1,337	1,413
No. of Operations performed on Paying Patients
(1)—Major	...	189	289
(2)—Minor	...	238	175
			1,329
			267
			164

6. *Casualty Department.*—18,299 accident and other emergency cases were treated in the Casualty Department.

7. *Minor Surgery Department.*—6,223 minor operations were performed in the Minor Surgery Department.

8. *Department of Pathology.*—47,329 investigations were carried out in the Department of Pathology and Bacteriology, Out of which 12,632 were carried out on out-door patients and 35,075 were carried out on in-patients, and 281 Autopsies were performed.

9. *Research Department.*—Enquiries into the problems of Anaemia was continued upto 31st December 1955 and 648 patients were investigated for Anaemia as shown in Appendix No. 14.

10. *Department of Anaesthesia.*—The department of Anaesthesia is working in close collaboration with the departments of Surgery, Midwifery-Gynaecology and Ear, Nose and Throat.

During the year 1955, the total number of cases that received anaesthesia were 7417 out of which 1240 cases received spinal, 3138 cases local infiltration of Novocain, 863 cases the endotracheal anaesthesia, 416 cases intravenous anaesthesia and 727 cases received the open drop Ethyl-chloride ether anaesthesia.

11. *Department of Electro-Cardiography.*—Electro-cardiographic tracings were taken on 202 in-patients as well as on out-door patients as shown in Appendix No. 15.

12. *X-Ray Department.*—The work done in the department during the year is shown in Appendix No. 16.

13. *Expenditure.*—The approximate total expenditure was Rs. 13,50,000. The diagram shows the percentage of expenditure on each item.

The detailed expenditure per in-patient and out-patient per day is shown below.

Detailed expenditure per in-patient and out-patient per day during the year 1955.

	Diet.	Medicines and Drugs.	Stores and Linen.	Heating and Lighting.	Miscellaneous.	Establishment.	Repairs to Buildings.	Total
	Rs.	Rs.	Rs.	Rs.	Rs.	Rs.	Rs.	Rs.
In-patient	... 0 15 6	1 3 6	0 6 1	0 3 2	0 7 6	4 4 1	0 4 2	7 12 0
Out-patient	0 3 3	0 0 5	0 0 3	0 0 7	0 1 1	0 0 4	0 15 10

14. *Library.*—21 recent additional books on all subjects were purchased during the year, bringing the total to 443 books. 42 medical journals were subscribed to during the year.

15. *Poor Box Fund.*—The amount in the Poor Box Fund as on 31st March 1955 stood at Rs. 84,949-0-3. Collection from the Poor boxes, Donations, Sale of Drugs and Injections and other miscellaneous receipts during the year amounted to Rs. 35,296-13-5 and the expenditure amounted to Rs. 21,414-5-0. The amount in the Poor Box Fund as on 31st March 1956 stood at Rs. 98,831-8-8.

The list of donors who have donated Rs. 50 and above is given in Appendix No. 19.

Radium treatment was given to 4 patients during the year.

A free donation of 4 sets of Blood Plasma per month was continued to be received during the year from the Director, Haffkine Institute, Parel.

16. *Nurses Training School in Midwifery.*—14 students were admitted for the course of training in Midwifery and 14 appeared for the examination during the year and all were declared successful.

17. *Social Activities.*—The 8th Anniversary of the Institution was celebrated on 23rd April 1955 when a "Variety Entertainment Programme" including Marathi Drama was arranged by the members of the staff of this hospital. Shri J. K. Daruwalla, B.A., (Hons.) A. S. A. A. (London), Deputy Municipal Commissioner, presided over the function.

18. *M. G. Hospital, Sion, Works Committee.*—During the year one meeting of the hospital Works Committee was held.

19. *Hospital Practice.*—Under Corporation Resolution No. 1017, dated the 14th December 1953, post-graduate candidates have been permitted to do hospital practice on payment of schedule fee of Rs. 15 per mensem. It was given effect to from 1st June 1953.

20. *Recognition of M. G. Hospital, Sion, for teaching post-graduate and under-graduate students.*—The M. G. Hospital, Sion, is affiliated to the University of Bombay and to the College of Physicians and Surgeons of Bombay for post-graduate as well as undergraduate students. This hospital has been attached to the Topiwala National Medical College for clinical instructions to the under-graduate students.

INDEX OF APPENDICES

Appendix No.	Particulars.
1	Medical Staff.
*2	Summary of In-patients admitted (Classified according to the department and sex).
*3	Summary of Out-patients—New and Old (Classified according to the department and sex).
4	Summary of In-Patients, Out-Patients and Operations.
*5	Summary of In-patients (classified according to diseases and result of treatment).
*6	Summary of Operations performed (classified according to the nature and result).
*7	Summary of In-patients treated in the "Annapurnabai Deshmukh Hospital for Women."
*8	Summary of Operations performed in the "Annapurnabai Deshmukh Hospital for Women" (Classified according to nature and result).
*9	Statement showing Pathology investigations done on Out-Patients.
*10	Statement showing Pathology investigations done on In-patients.
*11	Statement showing the number of autopsies done in the Pathology Department.
*12	Statement showing Biochemical Investigations done on In-patients..
13	Intravenous infusions manufactured in the Pharmacy Section during the year 1955.
14	Investigations done in Anaemia Research Inquiry.
15	Statement showing Electro Cardiographic Tracings.
16	Statement showing the work done in X-ray Department.
17	Statement showing Accounts of the Poor Box Fund.
18	Balance Sheet of the Poor Box Fund.
19	List of Donors.

* Not printed.

APPENDIX No. 1

Medical Staff.

1.	Dr. D. D. Vora, M.D., F.C.P.S. (Bombay), M.R.C.P. (London).	Physician.
2.	Dr. S. H. Chitnis, M.S. (Bombay)	Surgeon.
3.	Dr. V. B. Aroskar, M.D. (Bombay)	Obstetrician and Gynaecologist.
4.	Dr. T. K. Mehta, M.B.B.S., F.C.P.S., D.V.D.	Hon. Dermatologist.
5.	Dr. M. D. Joglekar, B.Sc., M.B.B.S., D.O., D.O.M.S.	Hon. Ophthalmic Surgeon.
6.	Dr. M. V. Sant, M.D., F.C.P.S.	Pathologist.
7.	Dr. G. B. Hanji, M.B.B.S., D.A.	Anaesthetist.
8.	Dr. G. H. Nerurkar, M.B.B.S., D.M.R., D.M.R.E.	Hon. Radiologist.
9.	Dr. H. C. Merchant, M.D.	Sr. Medical Registrar.
10.	Dr. M. N. Gheewala, M.S.	Sr. Surgical Registrar.
11.	J. H. Fonseca, M.D.	Sr. Gynaec Registrar.

Acting and New Appointments

Dr. K. N. Kamdar, M.B.B.S., D.M.R.D., is appointed as Hon. Asstt. Radiologist, since 1st August 1955, in newly created post.

Dr. D. D. Vora, Physician, was on leave from 2nd March 1955 to 31st May 1955 and during that period

Dr. H. C. Merchant, M.D. was appointed as Ag. Physician.

Dr. S. H. Chitnis, Surgeon, was on leave from 10th January 1955 to 8th July 1955 and during that period

Dr. M. N. Gheewala, M.S. was appointed as Ag. Surgeon.

As Dr. M. N. Gheewala, was appointed as Ag. Surgeon, Dr. C. V. Mehendale, M.S. was appointed as Ag. Sr. Surgical Registrar from 17th January 1955 to 8th July 1955.

Dr. M. N. Gheewala, Sr. Surgical Registrar was on leave from 20th December 1955 to 25th January 1956 and during that period Dr. R. L. Shah, M.S., was appointed as Ag. Sr. Surgical Registrar.

Dr. M. N. Gheewala, Sr. Surgical Registrar, has proceeded on long leave from 1st February 1956 to 28th April 1957 during this period Dr. A. D. Dias, M.S. is appointed as Ag. Sr. Surgical Registrar.

APPENDIX No. 4.

	1953	1954	1955
A.—IN-PATIENTS.			
(1) Strength of Beds	300	300	350
(2) Daily average number of In-patients	350.5	372.0	387.6
(3) Daily average number of In-patients admission	46.4
(4) Total number of In-door Admissions	14,018	15,528	169,26
(5) Average number of days each patient was resident	9.5	8.7	8.35 days
B.—OUT-PATIENTS.			
(1) Total number of New Out-Patients	70,014	77,718	90,611
(2) Daily average number of new Out-patients	228.8	249.8	292.29
(3) Total number of old Out-patients	3,26,063	3,48,156	2,98,238
(4) Daily average of Old Out-patients	1065.5	1119.4	962.05
(5) Daily Average of New and Old Out-patients	1294.3	1369.2	1235.35
C.—OPERATIONS.			
(1) Total number of Operations performed on In-patients	4,013	4,518	5,190
(2) Total number of Operations performed on Out-patients.	4,419	5,489	6,223

APPENDIX No. 13

Intravenous Infusions manufactured in the Pharmacy Section during the year 1955 :—

	No. of bottles.
(1) Glucose Saline (500 cc. in each)	... 10,805
(2) Glucose Solution—5 per cent. (500 cc. in each)	... 4,425
(3) Anti-coagulant solution (40 cc. in 500 cc. bottle)	... 795
(4) Normal Saline (500 cc. in each)	... 408
(5) Distilled water (500 cc. in each)	... 816
(6) Potassium Saline (500 cc. in each)	... 592
(7) Novocaine 2 per cent. (250 cc. in each)	... 188
(8) Novocaine 1 per cent. (250 cc. in each)	... 126
(9) Hypertonic Saline 5 per cent. (500 cc. in each)	... 56
(10) Sodium Citrate Isotonic (500 cc. in each)	... 48
(11) Sodium Iodide 12.5 per cent. (500 cc. in each)	... 23
(12) Anethaine 2 per cent. (250 cc. in each)	... 17
(13) Alcohol 5 per cent. (500 cc. in each)	... 8
(14) Sodium Glutamate (800 cc. in each)	... 7
(15) Irrigating Fluid	... 6
(16) Anethaine 1 per cent. (250 cc. in each)	... 4
(17) Anethaine 0.5 per cent. (250 cc. in each)	... 4
Total	... 18,328
	No. of vials.
(1) Glucose 25 per cent. (in 50 cc. vials)	... 475
(2) Glucose 25 per cent. (in 100 cc. vials)	... 465
(3) Glucose 50 per cent. (in 50 cc. vials)	... 188
(4) Distilled Water (in 20 cc. vials)	... 347
(5) Spion (in 20 cc. amber vials)	... 135
Total	... 1,610
Miscellaneous Solutions—	lbs.
(1) Syrup Simplex	291
(2) Milk Shake	... 121
Total	... 412

APPENDIX No. 14

Investigations carried out under " Anaemia Research Enquiry " during the year 1955 :—

(1) Complete cytological examination of the Blood including Total R.B.C., W.B.C., P.C.V., Indices, Differential leucocytes count, Hb. estimation, platelet count and Reticulocyte count	... 218
(2) Myelogram	... 41
(3) Sedimentation rate	... 117
(4) Total Proteins	... 54
(5) Albumin/Globulin Ratio	... 54
(6) Van-den-Bergh Reaction	... 54
(7) Icterus Index	... 54
(8) Analysis of Gastric Juice	... 56
Total	... 648

APPENDIX No. 15

Statement showing the Electro Cardio Graphic Tracings taken during the year 1955.

Clinical conditions.	Male.	Female	Total
(1) Rheumatic infection—Active	2	...	2
(2) Rheumatic infection—Mitral valve disease	12	10	22
(3) Rheumatic infection—Combined valve disease	1	2	3
(4) Syphilitic infection—Aortic valve disease	7	...	7
(5) Other unclassified	...	1	1
(6) Hypertension—Essential	4	...	4
(7) Hypertension—Renal (including pregnancy toxæmia)	1	...	1
(8) Hypertension—Arteriosclerosis	6	2	8
(9) Hypertension—Cause not determined	3	13	16
(10) Respiratory Conditions—Emphysema	2	...	2
(11) Endocrinopathies—Hypothyroid	...	1	1
(12) Endocrinopathies—Thyrotoxicosis	...	3	3
(13) Endocrinopathies—Thyroid-Thyrotoxicosis	2	1	3
(14) Endocrinopathies—Pancreatic disease	1	3	4
(15) Metabolic disturbances—Vitamin deficiencies	...	1	1
(16) Metabolic disturbances—K-ion disturbance	...	1	1
(17) Congenital Cardiac anomalies	2	3	5
(18) Irregularities of Pulse—Auricular fibrillation	7	3	10
(19) Irregularities of Pulse—Bradycardia	1	2	3
(20) Irregularities of Pulse—Tachycardia including paroxysmal variety	1	3	4
(21) Coronary Artery Occlusion—Hypertensive	10	1	11
(22) Coronary Artery Occlusion—Arteriosclerosis	1	...	1
(23) Coronary Artery Occlusion—Cause not known	20	2	22
(24) Chest Pain—Resembling angina	8	4	12
(25) Chest Pain—Not resembling angina	10	4	14
(26) Chest Pain—Palpitation	...	1	1
(27) Diseases of Pericardium—Rheumatic	...	1	1
(28) Diseases of Pericardium—Cause not known	3	2	5
(29) Syncopal attacks	1	...	1
(30) Miscellaneous	4	10	14
(31) Congestive Cardiac failure of Unknown Origin	11	8	19
Total	120	82	202

APPENDIX No. 16

A Statement showing the work done in the X-Ray Department during 1955

	1953	1954	1955
(1) X-rays	3,077	4,494	5,078
(2) Screening	28,852	1,28,378	47,552
(3) Diathermy	1,315	1,218	1,313
(4) Ultra-Violet Rays	4,891	4,469	2,563
(5) Barium Meals	336	322	239
(6) Barium Enemas	190	130	76
(7) Deep Therapy	87	1,012	2,230
(8) Infra-Red Rays	15	...
(9) Faradic Current	1

APPENDIX No. 17

MUNICIPAL GENERAL HOSPITAL, SION, POOR BOX FUND

Statement of Accounts for the year 1955-56.

RECEIPTS.	AMOUNT	EXPENDITURE.	AMOUNT.
To Balance in hand on 31-3-1955	Rs. a. p. 84,949 0 3	By Revenue Stamps	Rs. a. p. 29 11 0
.. Collection from Poor Boxes	6,598 9 5	.. Conveyance Charges	11 3 0
.. Donations	1,808 10 0	.. Costly Drugs and Medicines	8,025 14 3
.. Miscellaneous	1,825 0 0	.. Blood Transfusion and Plams	8,700 0 0
.. Blood Transfusion and Plasma	5,569 0 0	.. Miscellaneous	1,405 3 9
.. Interest Received	1,307 12 0	.. Printing and Stationery	87 8 0
.. Issue of Certificates	3,853 0 0	.. Establishment charges	1,020 0 0
.. Sale of Costly drugs	12,534 14 0	.. Moiety to R. M. Os.	1,915 0 0
.. Royalty for O. P. D. Canteen	1,800 0 0	.. Amenity to Poor patients	219 13 0
		Total	21,414 5 0
		.. Deposit with Municipal Co-Operative Bank Ltd.	30,000 0 0
		.. National Saving Certificates	30,000 0 0
		.. Municipal Debentures	24,875 0 0
		.. Balance in the Central Bank of India Ltd.	13,783 7 2
		.. Balance in hand	173 1 6
			98,831 8 8
Total	1,20,245 13 8	Total	1,20,245-13 8

APPENDIX No. 18

MUNICIPAL GENERAL HOSPITAL, SION, POOR BOX FUND

Statement of Accounts for the year 1955-56.

LIABILITIES.	AMOUNT	ASSETS.	AMOUNT.
Fund Account (Balance)	Rs. a. p. 84,949 0 3	Cash Balance on hand as on 31-3-1956	Rs. a. p. 173 1 6
Excess of receipts over payments	13,882 8 5	Cash Balance in Central Bank of India Ltd.	13,783 7 2
		<i>Investments.</i>	
		Municipal Co-Operative Bank Ltd.	30,000 0 0
		National Saving Certificate	30,000 0 0
		Municipal Debentures	24,875 0 0
Total	98,831 8 8	Total	98,831 8 8

APPENDIX No. 19

MUNICIPAL GENERAL HOSPITAL, SION, POOR BOX FUND

List of Donors who have donated Rs. 50 and above during the year 1954-55

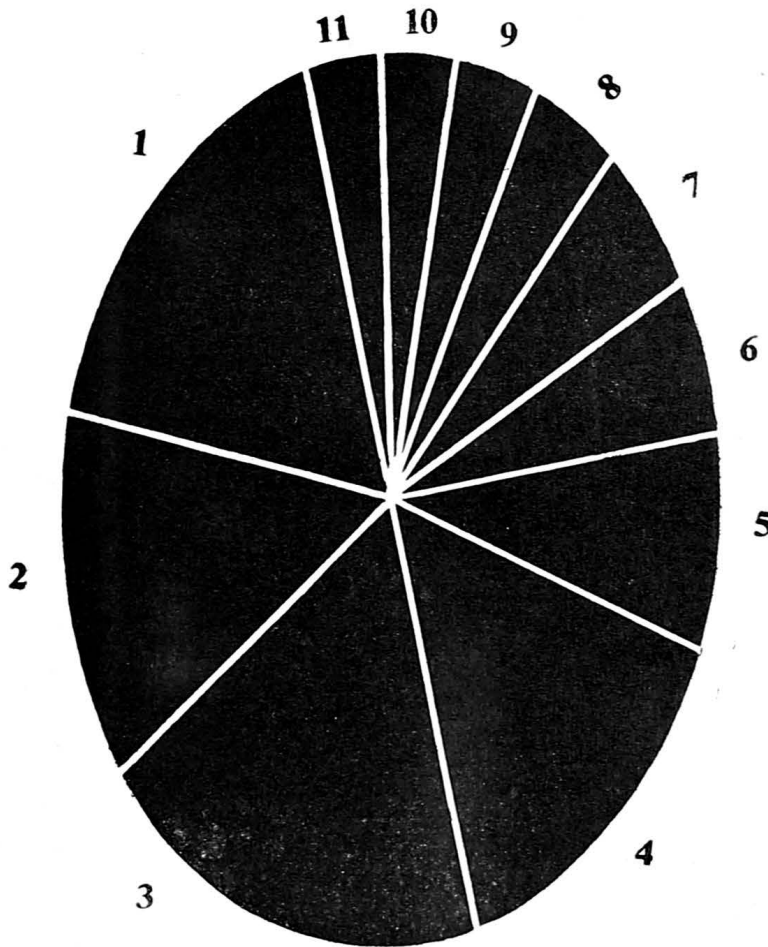
Name.	Amount
	Rs.
(1) Shri Bholu Mahendra	50 0 0
(2) Shri Dilip Sahasarbudhe	50 0 0
(3) Messrs. W. T. Suren & Co. Ltd.	50 0 0
(4) Shri Bhavandas Gordhandas	51 0 0
(5) The Registrar and Presidency Magistrate, 5th Court, Dadar	75 0 0
(6) The Registrar and Presidency Magistrate, 18th Court, Girgaum	50 0 0
(7) Dr. K. Sobti	66 0 0
(8) Dr. Aziz D. Pabani	50 0 0
(9) Shri Diwanchand Fakirchand	101 0 0
(10) Dr. S. S. Krishna's Clinic	51 0 0
(11) Messrs. Tata Industries Ltd.	250 0 0
(12) Messrs. The Premier Automobiles Ltd.	100 0 0
(13) Shri. Manubhai Shah	101 0 0
(14) Shri K. L. Khambata, Chief Presidency Magistrate, Bombay	50 0 0

APPENDIX 20

ALLOCATION OF GRANTS FOR THE YEAR 1955.

Rs. 13,50,000

Total Expenditure			
Serial No.	Item of Expenditure	Amount. Rs.	Percentage
1	Labour Establishment	... 2,50,000	19.4
2	Medical Supervision and Office Administration	... 2,20,000	16.4
3	Nursing Establishment	... 2,10,000	15.5
4	Drugs and Medicines	... 2,00,000	14.0
5	Diet	... 1,35,000	10.0



6	X-ray and Instruments	... 1,00,000	7.5
7	Contingencies	... 90,000	6.6
8	Repairs to Buildings	... 45,000	3.3
9	Linens	... 35,000	2.5
10	Electricity	... 35,000	2.5
11	Stores	... 30,000	2.3

GROUP OF T. B. HOSPITALS, SEWRI

The Group of T. B. Hospitals consist of the Ramesh Premchand Tuberculosis Hospital, the Extension Blocks (two hutments), the Bahadurji Block and the Turner Sanatorium. The three T. B. Clinics, *viz.*, the Turner T. B. Clinic at Princess Street, the Foras Road T. B. Clinic and the Lalbaug T. B. Clinic are attached to these Hospitals.

Dr. M. S. Kavarana, M.B.B.S., F.C.P.S., D.N.R.E. (Cantab), T.D.D. (Wales) was in charge of the Hospital and the T. B. Clinics, as Superintendent, during the year under report.

Dr. J. D. Killawala, M.B.B.S., T.D.D. (Bom.), held the post of A-stt. Medical Officer (formerly styled as Resident Medical Officer) during the year under report.

Dr. J. H. Vanarase, M.B.B.S., T.D.D. (Wales) was the Medical Officer-in-charge, Princess Street, T. B. Clinic, and Dr. S. A. Shah, M.B.B.S., T.D.D. (Madras) was the Medical Officer-in-charge, Foras Road and Lalbaug T. B. Clinics.

There were 5 Medical and 4 Surgical units working during the year.

The Honorary Staff attached to the Group of T. B. Hospitals was as shown in Appendix No. 1.

Accommodation.

10 additional beds were added in the advanced section of the Hospital. The scheduled strength of the beds was thus 358 as against 348 during the year 1954.

Details of beds.

					Males.	Females.	Total.
(a) Medical	114	101	215
(b) Surgical	79	64	143
				Total	193	165	358

These beds also are classified as 'early' and 'advanced' as follows :—

					Male.	Female.	Total.
(a) Beds for early cases	143	115	258
(b) Beds for advanced cases	50	50	100
				Total	193	165	358

Admissions.

The number of patients suffering from Pulmonary Tuberculosis in various stages of the disease treated at the Group of T. B. Hospitals, during the year are shown in the Appendix No. 2.

The number of patients admitted and deaths that occurred according to age groups are as shown in Appendix No. 3.

The heaviest morbidity was in the age-group between 20 and 30 years as has been the case in previous years. The mortality figures also reveal a high incidence of death in the age group between 20 and 30 years.

Out-Patient Department.

The Out-patients department was conducted at the Turner Anti-T.B. Dispensary at the Princess Street every morning, and on certain days, in the afternoon, by the Honorary Physicians and Surgeons attached to the Hospitals. The patients had to be kept on waiting list prior to their admission on account of shortage of beds.

Works Committee and the Welfare Centre.

The Works Committee and the Welfare Centre established in 1950 as per the Adjudicator's Award continued to function during the year. The latter was supervised by the Labour Officer. Two meetings of the Works Committee were held during the year under report. Welfare activities such as literacy classes, library games, debates, entertainment programmes etc., were carried out during the year.

Panel Committee.

Offences committed by the Hospital labour employees were investigated by a Panel consisting of the Assistant Medical Officer, Matron, the Labour Officer and a representative of Labour.

Library.

Indian and foreign medical journals were regularly subscribed for the benefit of the Medical Staff. A few new books were also purchased and added to the Library.

Visits.

The Hospitals were visited, among others, by eminent personalities including Dr. Heming Jones, Health Officer, Lagos, Nigeria, and by the Chairman, T.B. Association, Peking, China.

Teaching.

The students of the Sanitary Institute were also shown the working of the various departments and also the follow-up work of tuberculosis patients and their families.

Instructions in tuberculosis were given to the undergraduates of the G.S. Medical College preparing for the M.B.B.S., degree examination of the University of Bombay.

Medical students from S.C.B. Medical College, Cuttack, and Military students were shown the working of the hospitals.

Special Features.

The various departments of these Hospitals had the advantage of the most modern and upto-date apparatus and equipment. All the Departments, *viz.*, (1) X-Ray Department, (2) Laboratory, (3) E. N. T. Department, (4) Operation Theatre and (5) Discharged patients follow-up and the outdoor A. P. and P.P. Refill Centre worked smoothly and did useful work.

I—X—ray Department

There were 3 X-ray plants in the department *viz.*, (a) one high power 400 M.A. machine for Radiography and Tomography, (b) one 60 M.A. screening machine for routine screening of in-patients and out-patients coming for A. P. and P. P. Refills and (c) one portable machine for taking X-ray of freshly operated cases and other acute cases and cases with hæmoptysis.

The number of skiagrams, screenings and bronchographies done were 2,385, 27,361 and 55 respectively.

II—Laboratory

The laboratory had the advantage of complete equipment including an incubator for cultural work, high pressure steam autoclave, a hot-air oven sterilizer, microscopes, distilling plants, centrifugal machines, electric photometers for blood chemistry work and a 30 cubic feet refrigerator for storing sera, vaccine, blood for transfusion etc. The work done by the department during the year is shown in appendix No. 4.

III—Ear—Nose—Throat Department

868 new and 100 old cases were examined in this department during the year and 132 bronchoscopies were performed on patients.

IV—Operation Theatre

The Operation Theatre had the advantage of a battery of electrically operated high pressure sterilisers, germicidal lamps, thermotic drainage pumps, suction pumps, electro-coagulation diathermy machine, compur overhaul operation table for thoracic surgery, another operation table with special devices, suitable theatre lights and complete sets of upto-date instruments for general and chest surgery. A large number of surgical instruments made by Stille's and Genito Urinary Company for lung and heart surgery as well as sets of thoroscopes were in regular use. The operation theatre being airconditioned, provided great comfort to the patients and staff during operations which are often of prolonged duration. The details of surgical work done are shown in appendix No. 5.

V—Discharged patients follow up Department and Out door A.P. and P.P. Centre

The follow up of discharged patients and giving them A.P. and P.P. refill was continued during the year. The total number of such A. P. and P. P. refills given were 909 and 26239 respectively. The stay of the patients being limited to two months on an average, on account of the limited number of beds available, the administration of A.P. and P.P. refills after their discharge was considered to be the best way by which continuity of treatment and follow-up of the patients could be maintained. In some cases the patients were attending this department for follow-up continuously for over 3 years. There were 909 new admissions to the out-door A. P. and P. P. refill department during the year. Refills were also given at the Municipal T. B. Clinics at Princess Street and Foras Road when such patients were directed as were staying in the vicinity of those clinics and who found it convenient to go there.

The discharged patients were also followed up by the Honoraries by regular periodical check up at the R. P. T. B. Hospital.

Work done in the wads consisted of 46 Primary A.Ps., 965 Primary P.Ps., 120 A.P. Refills and 3,379 P.P. Refills.

EXPENDITURE

The average expenditure per patient per day was Rs. 6-7-6. The total expenditure on the Group of T. B. Hospitals amounted to Rs. 7,97,260 as against Rs. 7,84,247 during the previous year.

POOR BOX CHARITY FUND

The account is as follows:

	Rs.	a.	p.
Opening balance on 1st January 1955	4,008	2	0
Received from H.O., as balance of previous accounts	2,000	0	0
Total collection during the year	6,008	0	6
Amounts spent during the year 1955	5,129	9	9

Details of expenditure of this Fund are shown in Appendix No. 6.

Note.—A regular monthly donation of Rs. 100 from the British India Steam Navigation Co., Ltd., continued during the year and was accepted with thanks.

T. B. CLINICS

All the three T. B. Clinics continued to function efficiently affording diagnostic as well as therapeutic facilities to the public and the medical practitioners of the city. The clinic at Princess Street is provided with 100 M.A. X-ray machine useful for both screening and taking plates. The machine at Foras Road Clinic is a 30 M.A. screening machine. The Princess Street T. B. Clinic continued to be the out-patients department of the Group of T. B. Hospitals during the year under report. A.P. and P.P. refills were continued at the Princess Street and Foras Road T. B. Clinics during the year where patients discharged from the Hospitals could conveniently go for their refills as well as follow up. The work done at the T. B. Clinics is given in Appendix Nos. 8 and 9.

M. S. KAVARANA,

M.B.B.S., D.M.R.E. (Cantab), F.C.P.S., T.D.D. (Wales).
Medical Superintendent, Group of T. B. Hospitals.

APPENDIX No. 1

List of Honoraries at the Group of T. B. Hospitals

5 Honorary Physicians.

- (1) Dr. S. S. Ugranakar, M.B.B.S., M.R.C.P. (Lond.)
- (2) Dr. R. M. Patel, M.D. (Bom.), T.D.D. (Wales).
- (3) Dr. S. P. Mehta, M.D. (Bom.)
- (4) Dr. N. M. Shah, M.D. (Bom.), M.R.C.P. (Lond.)
- (5) Dr. M. D. Deshmukh, M.R.C.P. (Lond.), T.D.D. (Wales).

2 Honorary Assistant Physicians.

- (1) Dr. J. H. Thacker, M.D., D.C.M., D.M.R.E. (Bom.)
- (2) Dr. S. D. Store, F.C.P.S., M.D., (Bom.), M.R.C.P. (Ed.)

5 Clinical Assistants (Medical).

- (1) Dr. T. B. Master, M.D., F.C.P.S. (Bom.), T.D.D. (Wales).
- (2) Dr. B. N. Lulla, M.D. (Bom.), M.R.C.P. (Ed.)
- (3) Dr. R. M. Kapadia, M.D. (Bom.), F.R.F.P.S. (Glasgow), D.T.M. & H (Lond.), M.R.C.P. (Ed.)
- (4) Dr. S. L. Balse, M.D., M.R.C.P. (Lond.), M.R.C.P.E. D.C.H. (Eng.), D.T.M. & H. (Eng.)
- (5) Dr. J. C. Kothari, M.D. (Bom.)

4 Honorary Surgeons.

- (1) Dr. C. S. Patel, M.B., L.R.C.P., F.R.C.S. (Eng.)
- (2) Dr. M. K. Vora, M.S. (Bom.)
- (3) Dr. B. R. Billimoria, F.R.C.S. (England)
- (4) Dr. K. N. Dastur, M.S. (Bom.), F.R.C.S. (Eng.)

2 Honorary Assistant Surgeons.

- (1) Dr. K. A. Dalal, M.B.S.S. (Bom.), F.R.C.S. (Ed.)
- (2) Dr. M. P. Mehta, M.S. (Bom.), F.R.C.S. (Ed.), F.R.C.S. (Eng.)

Clinical Assistants (Surgical).

- (1) Dr. V. S. Sheth, M.B.B.S. (Bom.), F.R.C.S. (England)
- (2) Dr. A. P. Desai, M.S. (Bom.), F.R.C.S. (Eng.)
- (3) Dr. Y. L. Ganjawala, M.B., F.R.C.S. (Ed.)
- (4) Dr. N. A. Shah, M.S., (Bom.), F.R.C.S. (Eng.)

1 Honorary E.N.T. Surgeon.

- (1) Dr. O. Chandra, D.L.O., M.S., (Madras).

2 Honorary Anaesthetists.

- (1) Dr. S. G. Talwalkar, M.B.B.S., (Bom.), D.A.R.C.P. (Lond.), F.F.A.R.C.S. (Eng.)
- (2) Dr. P. J. Nawathe, M.B.B.S., D.A., (Bom.)

2 Honorary Assistant Anaesthetists.

- (1) Dr. M. B. Thacker, M.B.B.S., D.A. (Bom.)
- (2) Dr. D. V. Meher, M.B.B.S., D.A., (Bom.)

1 Honorary Radiologist.

- (1) Dr. S. S. Katdare, M.B.B.S., D.M.R.E., (Bom.)

1 Honorary Pathologist.

- (1) Dr. M. G. Pradhan, M.B.B.S. (Bom.), D.T.M. & H. (Eng.), Ph.D. (Lond.)

APPENDIX No. 2

Cases treated and the result of treatment

(1) Cases remaining on 1st January 1955	...	341
(2) New cases admitted from 1st January 1955 to 31st December 1955	2,437	(1383 Males) (1054 Females)
Total No. of cases treated during the year 1955	...	2,778

Analysis of result

(a) Discharged as improved	...	1,951
(b) Discharged as not improved	...	152
(c) Non-tuberculosis cases	...	33
(d) Left prematurely against advice	...	133
(e) Patients died during the year	...	186
(f) Patients remaining on 1st January 1956	...	323 (179 M. & 144 F.)
Total	...	2,778

APPENDIX No. 3

Deaths occurred according to age groups

Age group	No. of patients admitted.	No. of deaths occurred.
1-5	1	...
5-10	8	1
10-15	72	6
15-20	363	16
20-25	688	35
25-30	455	27
30-35	275	22
35-40	225	13
40-45	126	15
45-50	121	22
50-55	48	13
55-60	34	11
60-65	10	2
65-70	5	3
70-75	3	...
75-80
80-85	3	...
Total ...	2,437	186

APPENDIX No. 4

Surgical operations performed

Phrenic Evulsions	...	232
Thoracoplasty	...	144
Lobectomy	...	87
Pneumonectomy	...	25
Thoracotomy	...	8
Bronchography	...	43
Bronchoscopy, Laryngoscopy and Oesophagoscopy	...	135
Miscellaneous operations	...	18
Total	...	692

APPENDIX No. 5

Poor Box Charity accounts. (Details of Expenditure)

	Rs.	a.	p.
(a) Costly medicines such as streptomycin, P.A.S. etc.	...	1,761	1 9
(b) Cost of blood transfusions	...	2,655	0 0
(c) Establishment charges	...	120	0 0
(d) Miscellaneous such as newspapers bills, Radio repairs etc.	...	305	6 9
(e) Moiety paid to medical staff	...	288	1 3
Total	...	5,129	9 9
Balance on the 1st January 1956	...	6,886	8 9

APPENDIX No. 6

T. B. Cases detected as per age group

Upto.	10	15	20	25	30	35	40	45	50	Total.
Princess Street ...	380	341	1,587	2,279	2,193	1,083	1,076	500	1,026	10,465
Foras Road ...	210	129	411	393	328	231	158	89	165	2,114
Lalbaug ...	14	9	42	38	28	30	15	9	18	203
Total ...	604	479	2,040	2,710	2,549	1,344	1,249	598	1,209	12,782

APPENDIX No. 7

Other work done at the Clinics

	Princess Street.	Foras Road.	Lalbaug	Total.
Total No. of contacts examined ...	2,110	746	132	2,988
Total No. of sputums examined (by the Municipal Analyst) ...	378	49	...	427
Total No. of domiciliary visits ...	3,494	4,004	1,071	8,569
Total No. of radiograms taken ...	592	592
Total No. of screenings done ...	57,010	14,615	...	71,625
Total No of attendance ...	44,106	22,589	5,434	72,129

A.P. and P.P. work done

(a) Primary A.Ps. and P. Ps. induced at the clinic	27	...	27
(b) No. of cases referred ...	280	152	...	432
(c) Total No. of A.P. and P.P. refills given ...	9,585	6,185	...	15,770

LEGAL DEPARTMENT

During the year under report, Shri B. G. Desai held the charge of this Department.

This Department attended to the following work :—

(1) All conveyancing matters including Sales, Leases, Agreements, Contracts and Licenses (2) Suits and other proceedings in the High Court, City Civil Court and Small Causes Court (3) Appeals against rateable value in the Small Causes Court (4) Prosecutions under the Municipal Act and other cases in the Police Courts (5) References from various Departments on question of law (6) Amendments of the Municipal Act, Rules and Bye-laws (7) Cases under the Workmen's Compensation Act.

During the year under report 7280 files were received from various Departments and 1678 letters were written to outside parties or their legal advisers opinions on different departmental matters and advices on 158 documents were also given.

The Department attended to the following matters in different courts : 20 High Court Suits 171 City Civil Court Suits 10 High Court Civil Revision Applications 15 High Court Criminal Revision Applications 5 High Court Criminal Appeals 44 Assessment Appeals 120 Small Causes Court Suits 12 Small Causes Court References, 951 Police Court cases 22 Applications before the Commissioner, workmen's Compensation, 79 Ejectment Applications in Small Causes Court.

The following documents were completed :—

5 Conveyances, 24 Leases for 999 years or in perpetuity, 7 New Leases 7 Surrenders, 11 Temporary Leases (Monthly Tenancy Agreements) 68 Licenses to Assign, 21 Licenses and Deed of Covenants 5 Agreements 14 Powers of Attorney.

During the year under report, the income of this Department (costs recovered) amounted to about Rs. 26,513-10-6 and the expenditure to about Rs. 79,877-8-1.

Details of the High Court Suits are given in the statement attached.

B. G. DESAI,
Solicitor to Corporation.

Serial No.	Suit No.	Names of parties.	Nature of suit.	Remarks.
1	H. C. Suit No. 2784 of 1948.	M. C. vs. Abdulla Ali-mahomed Bhoromia.	For ejection possession and arrears of ground rent.	Decree passed and further instructions from the Estate Agent & Land Manager are awaited.
2	First Appeal No. 211 of 1954.	A. K. Irani vs. M. C. and another.	Appeal against the decree passed in C. C. C. Suit No. 573 of 1951 (M. C. vs. A. K. Irani and another).	A Consent Decree was obtained in the first Appeal whereby the 1st defendant was given time to vacate on or before 31-12-1956 and was ordered to pay the decretal amount.
3	H. C. Suit No. 1185 of 1951.	Ratansi Chapsi and others vs. M. C.	For a declaration, Injunction and Damages.	Do.
4	H. C. Suit No. 915 of 1952.	Kashinath Waman Tiloo vs. M. C.	Suit for damages in respect of Dismissal of Plaintiff from the service of the Corporation as an Assistant Teacher in the Nirgude Municipal Marathi Primary School.	Suit pending.
5	H. C. Suit No. 354 of 1953.	Shri Dalari Tiwari vs. M. C.	For damages in respect of loss alleged to have been suffered by the Plaintiff for his dismissal from Municipal Service.	Suit pending.
6	H. C. Suit No. 781 of 1953.	M. C. vs. Ganpat vithoba Avte and others.	For Property Taxes.	Suit pending.
7	H. C. Suit No. 823 of 1953.	Constantine F. Walton vs. M. C.	For damages arising out of the Criminal proceedings taken by the Administrator of Ex-Kurla Municipality.	Suit pending.
8	H. C. Appeal No. 630 of 1954	M. C. vs. The Charity Commissioner.	Appeal filed against the decision of the City Civil Court regarding registration of the Topiwala National Medical College as a Public Trust.	Appeal pending.
9	H. C. Miscellaneous Suit No. 66 of 1955.	Shantaram M. Bhat vs. M. C.	Petition for mandamus restraining the Respondents from removing the stopcocks or sealing them up or interfering with control of water supply to certain tenants in "Nutan Nagar" Bandra.	Petition allowed to be dismissed.
10	H. C. Appeal No. 67 of 1955.	A. K. Malwawalla vs. M. C. and Others.	Appeal from the petition mentioned in Item No. 14.	Appeal dismissed.
11	H. C. Suit No. 86 of 1955.	Satyanaran Shivabuksh vs. M. C. & Others.	Petition for a Writ of mandamus directing the Respondents either to withdraw or modify the notices under Sec. 380 and 488/489 of the B. M. C. Act and to allow the petitioner to continue to carry on his business.	The matter was settled.
12	H. C. Summary Suit No. 90 of 1955.	M. C. vs. Mihomed Abdulla Shaikh Mherbaksh and Another.	For recovery of possession and arrears of rent, municipal taxes, U. I. P. taxes and mesne profits.	A decree has been passed against the defendants whereby they have been ordered to deliver up vacant possession of the property in suit and to pay the decretal amount. As the defendants failed to deliver up possession, steps in execution have been taken in the matter.
13	H. C. Summary Suit No. 91 of 1955.	M. C. vs. Nabi Abdulla Seth	For recovery of possession and also for recovery of arrears of rent, taxes and mesne profits.	A decree has been passed against the defendant whereby the defendant has been ordered to deliver up possession of the property and to pay the decretal amount. The party has already delivered up possession. As he has failed to pay the decretal amount, the defendant has been informed and further instructions from the department are awaited.
14	H. C. Petition No. 170 of 1955.	Abdul Karim Malwawalla vs. M. C. & Others.	For a Writ of Mandamus or a Writ, direction or order in the nature of mandamus against the Respondents directing them to withdraw or set aside the Notice under Section 380 of the B. M. C. Act.	Petition dismissed and Rule discharged.

Serial No.	Suit No.	Names of parties.	Nature of suit.	Remarks.
15	H. C. Application No. 231 of 1955.	Syed Taliballi vs. M. C.	For issue of Mandamus against the Respondents directing them to cancel their order of 23-5-1955 and to forbear from taking any further steps in furtherance of the said order.	Consent order passed.
16	H. C. Application No. 232 of 1955.	Syed Razabali vs. M. C.	Do.	Do.
17	H. C. Application No. 233 of 1955.	Mahomed Rafik Ahmed vs. M. C.	Do.	Do.
18	H. C. Application No. 234 of 1955.	Abdul Rahim vs. M. C. ...	Do. ...	Do.
19	H. C. Application No. 235 of 1955.	Sahir K. Taliballi vs. M. C.	Do. ...	Do.
20	H. C. Civil appln. No. 1061 and special Civil application No. 1054 of 1955.	Balkrishna Govind Karekar vs. M. C. and others.	For a writ of certiorari Mandamus and Prohibition against the Respondents and for injunction.	Matter was settled at the hearing.

EDUCATION

Smt. Kapila T. Khandvala, B.A., B.T. (Bom.), M.A. (U. S. A.), continued to hold the Office of the Education Officer, throughout the year, except during a period of 2 months from 2nd May to 2nd July 1955 when Shri M. P. Shah, B.Sc., B.T., T.D. (Lond.), Superintendent, Municipal Gujarat and Aided Schools, officiated as Education Officer.

II.—Municipal Schools, Pupils and Teachers

The number of Municipal Schools and Classes in Greater Bombay at the end of the year was 450 and 79 respectively as per particulars given below :—

	As on 1st April 1955			As on 31st March 1956		
	City	Suburbs	Total	City	Suburbs	Total
Schools	351	96	447	352	98	450
Classes	40	24	64	45	34	79

The change in the number of Schools at the beginning and at the end of the year was due to the following changes that took place during the year under report :—

	City	Suburbs	Total
(1) No. of New Classes opened	6	13	19
(2) No. of Schools opened	1	1	2
(3) No. of Schools converted into Classes	1	...	1
(4) No. of classes converted into Schools	2	6	8
(5) No. of Schools and Classes amalgamated	...	1	1
(6) No. of Schools closed	1	...	1

On the principle of providing higher standards for 35 children or more in the City and Suburban Schools and 25 children or more in the outlying Suburban Villages or in areas with village conditions, higher standards viz., V, VI and VII, were opened in 10 Schools in the City and 2 Schools in the Suburbs from June 1955, thus providing facilities for Upper Primary Education.

The total number of Upper Primary (including Vocational) and Lower Primary Schools and Classes during the year under report was 208 and 321 respectively as against 208 and 293 during the preceding year. The scheme of amalgamation of Schools and co-education introduced during the year 1949 with a view primarily to effecting economy and fostering feelings of comradeship among the pupils worked smoothly and efficiently and the teachers and the pupils worked in full harmony and co-operation. As a result of a number of representations from the members of the public and parents for allowing girl pupils to sit in Standards VI and VII of Boys' Schools, in the absence of Girls' Schools in the vicinity, admission of boys in Standards VI and VII of Girls' Schools and *vice versa* was allowed in certain schools during the year under report provided the parents of the girls and boys had no objection to such admission. The new arrangement worked satisfactorily.

The total number of pupils on the rolls at the end of the year in the Municipal Schools in Greater Bombay stood at 2,12,605 (1,74,537 in the City Schools and 38,068 in the Suburban Schools). The number of pupils in the Lower Primary Classes was 1,66,392 (1,34,552 in the City and 31,840 in the Suburbs) and the number of pupils in Upper Primary Classes was 46,213 (39,985 in the City and 6,228 in the Suburbs). It will thus be seen that in spite of restrictions on the admission of children below 6 imposed on account of the introduction of the Four Year Curriculum, there was a net increase of 15,743 pupils (10,819 in the City and 4,924 in the Suburban Schools) during the year. The highest number on the Rolls in Municipal Schools was, however, 2,27,934 (1,87,202 in the City Schools and 40,732 in the Suburban Schools) at the end of September 1955. The number fell to 2,12,605 at the end of March 1956. The average number of Pupils throughout the year was 2,09,301 (1,72,333 in the City Schools and 36,968 in the Suburban Schools). It has been observed for a number of years that a gradual rise in the number of pupils till September or October followed by a fall in that number in the latter half by the end of March has been a characteristic feature in Municipal Schools and this is attributed mainly to the migratory nature of the labour population in the City and the restriction on admission in Municipal Schools after 15th September, striking off the names of pupils on account of continuous absence and also due to the indifference of parents in not continuing to send their children to Schools on account of economic conditions. A statement showing Municipal Schools and Pupils is given in Appendix No. 1.

The total number of Teachers (Permanent and Non-Permanent) in Municipal Schools at the end of the last year was 5,289 out of whom 249 were Special Teachers. The number increased to 5,783 (with 251 Special Teachers) during the year under report. Out of the 4,549 ordinary teachers in the City Schools 4,052 (i.e., 88.9 per cent.) were trained. In the Suburban Schools, 839 (i.e., 85.3 per cent.) out of the 983 ordinary teachers were Trained. The percentage of Trained Teachers in Municipal Schools has been thus gradually increasing from year to year as per details given in Appendix No. 2.

In the year 1953, the old practice of assessing the requirements of teachers entirely on the basis of the number of children on the rolls and those attending was changed as the same was found unsuitable owing to the uneven size of class rooms and also due to fluctuations in these numbers. As an alternative, it was decided to fix the number of teachers required according to the number of class rooms in actual use (including rooms used

twice in double session Schools) thus ensuring one teacher for each class. The then prevailing basis of granting additional teachers to larger Schools was also revised allowing only one additional teacher to each School having an average attendance of 500 or more. The provision of leave reserves (which was formerly at 10 per cent.) was also reduced to 7½ per cent. The new formula known as "Class Room Formula" was approved by the Education Committee in August 1953, provisionally as an experimental measure and the same was followed for assessing the requirements of teachers during the year under report. The introduction of "The Class Room Formula" was a novel experiment resulting in far reaching and fundamental changes in the system hitherto followed by the Department in the matter of assignment of Teachers to Schools and it was desirable to gauge its full implications before it could be adopted as a permanent measure after necessary modifications in the light of experience gained so far. A Sub-Committee has, therefore, been appointed by the Education Committee to examine the whole question in all its aspects and the matter is still under their consideration.

The supervision of Municipal Schools continued to be attended to by the Education Officer, the Superintendents and the Subordinate Supervising Officers of the Department. The post of Assistant Superintendent for the Urdu Schools created temporarily last year to give adequate help to the Superintendent of Urdu Schools in the absence of the other Superintendent (who has taken up an appointment with the Central Government Secretariat and whose post was held in abeyance) was also continued. One more post of an Assistant Superintendent for Urdu Schools was created during the year under report to assist the Supervisory Officers of the Urdu Side in their inspection work. This post was filled in by the transfer of the Assistant Special Attendance Officer, which post has since been abolished. One post of Supervisor on the Marathi Side was abolished after the retirement of the permanent incumbent during the year. The Supervising Officers paid 'Educational' and 'Surprise' visits to Schools, inspected the lessons given by the teachers and also the School Records, and made useful suggestions to improve efficiency in teaching and discipline in the Municipal Schools.

At the suggestion of Shri H. D. Gaonkar, M.Sc., (Bom.), T. D. (Lond.), ex-Chairman, Education Committee, a novel scheme for the improvement of a Group of Schools was introduced as an experimental basis during the last year. The Worli area was selected for the purpose and a Scheme for the improvement of Marathi Schools in the Worli area was prepared and implemented as an experiment. The Scheme covered eight schools in the Worli Area with a total of 5,397 Pupils and 117 Teachers. The Scheme envisaged an over-all improvement in the pupils and teachers of the Schools covered. The Schools were put in charge of an Inspector guided by a general Committee and assisted by a consultative Committee of the Head Teachers of the Schools concerned for its implementation. Teachers of the Schools were categorised according to their efficiency in day to day work and a close check and a record of their work was maintained by the officer in charge with the help of the Head Teachers. Regular guidance was given to the teachers with low efficiency by planning 'Model Lessons' and arranging 'teachers' meetings' for discussing problems of division of syllabus, class management, methods of questioning, retarded children, use of text books, rapid readers, etc. On the Pupils' side in all the Schools under the Scheme, children were grouped according to their progress, on the basis of scholastic tests, special attention being given to all pupils below normal. Prefect system, first aid and Safai (cleanliness) Corps were introduced in all the Schools with a view to co-operatively tackling the problem of discipline and inculcating a tradition for obedience, order, habits of cleanliness and courtesy. School Debating Societies, Inter-School Debates, Co-operative Stores, School Magazines, Planned Excursions and Nature Study Visits, Scoutings and Games were encouraged in all the Schools under the Scheme and such work was followed by follow-up work in oral or written composition. "School Parliament" and "House" System were introduced in these Schools with a view to fostering a sense of healthy competition. As a result of the implementation of the Scheme, all the Schools remained very busy in creative activity throughout the year and though the details of the results achieved are yet to be assessed, the Schools of the Area showed a marked improvement on account of concentrated attention paid to their organisation, staffing, etc. setting aside usual rules followed for other Schools. Special attention could be paid by the Officer due to smaller number of schools under his charge.

An experiment in teaching on progressive lines was started during the year under report in the Municipal Ghatla Marathi School, situated in a small village in Trombay. The teachers are encouraged and given a free hand to employ any method they think good and effective and to organise the school on any lines they think best, provided inspection and careful evaluation prove the result satisfactory. This has resulted in the teachers preparing their own teaching aids, charts and cards. Language and Arithmetic are taught through Cards. Play-way methods are also employed in teaching these subjects. Children of this School were found to be more responsive. Special care was taken to improve their handwriting, with the result that it is found to be far better than that of the children of other schools. The school premises are beautifully decorated with pictures of animal and bird life, of Community life and National Heroes and the Children's own Collection of odds and ends. There is an atmosphere of joy and the children take pleasure in such surroundings. There is a library and a Nature Corner at the School. To make this school a model one all the persons concerned from Supervisor, to the Peon of the School have rendered valuable help. The result of introducing new and interesting methods of teaching in this school has been very encouraging. With a view to giving opportunities to teachers of other Municipal Schools to benefit from this venture, visits of teachers from other schools were arranged.

As usual the syllabus of studies was divided up month by month for the guidance of the teachers and for facilitating gradual completion of studies in time as per schedule. Teaching aids on different subjects were supplied to the Schools in order to make teaching more interesting and effective. Additional Teaching Aids such as Maps, Charts, and Models were also prepared by the teachers themselves. Hindi was continued to be taught in the Upper Primary Classes. Teachers' Diaries and Pupils' Progress Cards and Registers continued to be maintained as usual and parents were kept informed of the progress, conduct and attendance of their wards by forwarding them the Progress Cards every month. Fortnightly tests were discontinued this year, as the same were found to be unsuitable. Monthly Tests for pupils of Standards IV to VII and Weekly Tests for Standards I to III were introduced instead. Pupils of Standards I to III were promoted to higher Standards at the end of the year on the basis of the results of the Weekly Tests throughout the year. The rules for Double Promotion Examinations were revised this year so as to give facilities of accelerated promotion only to overage and really extra-ordinarily bright pupils. Double Promotion Examination as per the Revised Rules was conducted in July 1955 by the Supervising Officers. In all 589 i.e., 92.9 per cent. pupils out of the total of 634 pupils who had appeared for the Examination were successful and promoted to higher Standards from 1st August 1955.

Written Examinations of Pupils of Standards IV to VII were held in March and April 1956 by a Central Examination Board including representatives of the Municipal Teachers' Federation and the Municipal Head

Teachers' Association, specially constituted for the purpose. Sub-Committees were appointed by the Board for the purpose of setting the Question Papers on different subjects and the Sub-Committee forwarded to the Paper Setters selected questions from those received from the schools of different Zones. The Examination was conducted in the bigger Schools of the locality and the Answer Books were assessed by the selected teachers at fixed Centres under the supervision of the Supervising Officers. Sidewise Results of the Annual Examinations of Municipal Schools held in March and April 1956, are given in Appendix No. 3. The results of the City Schools were 88 per cent. while those of the Suburban Schools were 89 per cent. A Supplementary Examination was held in June 1956 for the benefit of those pupils who could not appear at the Annual Examination due to circumstances beyond their control.

In all, 10,083 Pupils (8,902 from City and 1,181 from Suburbs) from Municipal Schools appeared for the Primary School Certificate Examination 1956 and 46 per cent. of them (45 per cent. from the City Schools and 47 per cent. from the Suburban Schools) were successful.

The following factors, inter alia hampered the progress of the pupils in Municipal Schools: (1) Largeness of certain classes, (2) Lack of suitable School Buildings (3) Inadequate facilities to pupils to study at home and (4) Economic conditions of the parents resulting in irregular attendance and long absence of Pupils.

In Schools with big class rooms, the Number of Pupils in a class sometimes reached a figure of 60/65 rendering the class unwieldy and unmanageable for the Class Teacher. Consequently, the necessity of doing teaching work in detail by giving individual attention could not be fulfilled in some of the Schools. On the other hand, in Schools housed in hired residential buildings over-crowding on account of inadequate space was an impediment in the way of efficient instruction. In all, about 224 Municipal Schools and Classes were required to be run in two Sessions for want of sufficient accommodation. This measure though resorted to as a matter of necessity has been hampering instruction besides causing a lot of inconvenience to the pupils, teachers and the parents because of the odd hours of sessions. This also retards the progress of education inasmuch as the attendance of pupils in Session fluctuates during the course of the year as the children are required to attend the School for a limited duration either in the morning or in the afternoon and they get a sufficiently long span of leisure either to take up some occupation outside or come under undesirable influences. This is specially noticeable in the labour class and Backward localities. All these unavoidable evils are the outcome of inadequate accommodation in our Schools. An exhaustive programme of construction of new School Buildings which has been taken up now would, it is hoped, improve the situation considerably in a few years.

The existing curriculum for Standards I to VII recently revised by the Government came into force this year and is being followed in the Municipal Schools from June 1956.

Text Books as per the directions given by Government under the Government Resolutions, Education Department, No. 1055, dated the 25th April 1955 and 7th June 1955 in pursuance of the proviso to Section 62BB of the Bombay Municipal Corporation Act continued to be used in the Bombay Municipal Primary Schools during the year under report. No text Books were prescribed by Government for teaching the subjects of Drawing and Copy Book Writing and the Teachers found it difficult to do justice to their work.

The Rahimtoola Currimbhoy Urdu Training Institute for Lady Teachers continued to function as usual with 42 Pupil teachers under training in the I Year and 39 in the II Year. 37 Trainees of the I Year Class were promoted to the II Year Class. Out of 39 Trainees of the II Year Class, 30 (i.e., 76.9 per cent.) were successful at the Primary Teachers' Certificate Examination, failures being due to the regional language. Various extra-curricular activities, like Debates, 'Sakhiyonki Anjuman' Celebration of Ghalib Day, Laundry Day, Gram Sudharak Saptah, etc. were carried out by the Institute.

Fees at the rate of Rs. 2 for Standard V, Rs. 2-4-0 for Standard VI and Rs. 2-8-0 for Standard VII continued to be charged during the year under report, education in the Lower Standards being entirely free. All children of Scheduled Caste and other Backward Classes, however, continued to be admitted and taught free in Municipal Upper Primary Schools. Children of all Municipal employees drawing a salary upto Rs. 240 per month were also exempted from payment of fees. Freeships and half free-ships were granted to poor and deserving pupils to the extent of 40 per cent. (30 per cent. Full Freeships and 20 per cent. Half Freeships) of the children attending the Schools. During the year in all 21,318 pupils received Free studentships out of whom 5,401 were children of Scheduled Caste and Backward Classes and 1908 were children of Municipal employees. Besides these about 8,960 children were granted half-free studentships. The amount of interest accrued on the various Trust and Endowment Funds was distributed among the eligible pupils in accordance with the terms and conditions of the respective Trusts.

The progress towards the replacement of old type of furniture and the adequate supply of equipment and teaching Aids and materials continued as usual during the year under report. Steel Cupboards were supplied to a number of Schools. Besides other Furniture Articles and School Equipment worth about Rs. 78,000 were ordered out during the year.

The number of Municipal owned School Buildings at the beginning of the year was 65, out of which 31 were in the City and 34 in the Suburbs. The work of construction of the School Buildings at Sion, Naigaum, Shantinagar and Mahalaxmi in the City and of the School Building on the Reclaimed Tank Land at Juhu in the Suburbs was completed during the year under report and the said premises were brought into use. Thus the number of Municipal owned School buildings rose to 35 in the City and 35 in the Suburbs. Two additional floors were constructed over the Patel Building and the Mandvi Hindi School was housed in the same during the year. An additional floor was constructed over the Manilal Sunderji Municipal Gujarati School. The work of extension of the village Municipal Marathi School, Kurla was also completed during the year. During the year under report two plots were acquired in the City—one at the junction of Moreland Road and Mohamedan Road (Byculla) and the other at DeLisle Road (Lower Parel). In the Suburbs, three plots were acquired two at Santacruz and one at Kalina. These plots were acquired with a view to constructing School buildings thereon.

The remaining Schools were accommodated in Rented buildings at an approximate yearly cost of Rs. 7,00,000

Unsatisfactory conditions of the Rented Buildings which were originally constructed for residential purposes, continued to be a handicap, more so for want of proper and timely repairs which the landlords were rather reluctant to carry out. While the number of Pupils in Municipal Schools is increasing from year to year, it has become practically impossible to acquire additional accommodation except by way of constructing new School Buildings or extending the existing ones. However, the Department is making a steady and planned progress towards the construction of new School buildings, extension of the existing ones and the acquisition of private plots and structures wherever possible.

III.—Municipal Aided and recognised Schools.

The number of Aided Schools on the last day of the year was 227 in the City and 66 in the Suburbs. During the year 8 new Schools were granted Registration, 11 Schools were transferred from the list of Recognised Schools to the list of Aided Schools and the removal of 8 Schools from the list of Aided Schools to the list of Recognised Schools.

12. Aided Schools and Pupils in them.

The number of pupils in Aided Schools in the City and Suburbs increased from 67,345 to 70,182 as per details in Appendix No. 4.

The average number of pupils on rolls in Aided Schools in the City during the year was 53,996 as against 52,974 and the average daily Attendance was 48,671 (i.e., 90.1%) as against 49,051 (i.e., 92.5%) of the previous year. In the Suburbs, the Average number of Pupils on rolls was 15,258 as against 13,692 and Average Daily Attendance was 13,515 i.e., 88.6% as against 12,138 i.e., 88.7% of the previous year.

The total number of Teachers in Aided Schools as on 31st March 1956 was as follows :—

13. Teachers in Aided Schools.

	City.	Suburbs.	Total.
Ordinary Teachers	1,806	451	2,257
Special Teachers	369	72	441
Total	2,175	523	2,698

Out of 2,257 Ordinary Teachers, 1,409 were trained and 848 were untrained. The Percentage of Trained Teachers in Aided Schools to the Total number of Teachers worked out to 62.4 which compared unfavourably with the Percentage of Trained Teachers in Municipal Schools which is 87.2 per cent.

The Superintendent, Gujarati Schools (South) continued to be in-charge of the Aided Schools during the year under report. For a period of two months, when he was appointed as Ag. Education Officer, the Asst. Superintendent, Gujarati Schools, acted as Superintendent, Aided Schools. The Superintendent was assisted in his work by an Asst. Superintendent and five Inspecting Officers—three for the City Section and 2 for the Suburban Section. Educational work of the Aided Schools was observed, checked and guided by Surprise Visits, Inspection Visits, etc., by the Inspecting officers with the offices of the other Sections. Their Registers and Records were also checked by the clerical staff of the Aided Section.

14. Inspecting Staff of the Aided Schools.

In pursuance of Government directive, recognition and registration of Standards V to VI of English teaching Schools was withdrawn under the Education Committee Resolution No. 143 of 16th October 1954, and the English Teaching Schools were directed to approach the Government Education Department for the purpose.

15. Recognition and Registration to Stds. V to VII of English Teaching Aided Schools.

Correspondence is also being carried on with Government requesting it to shoulder the responsibility of granting recognition to the Upper Primary Standards (V, VI and VII) of all the Private Primary Schools as the Corporation's obligations are restricted to Primary Education only.

Upto the end of the year 1954-55, grants in favour of English Teaching Schools were being assessed on the basis of the expenditure incurred by these schools on those Indian Christian children who claimed English to be their mother-tongue. This resulted in very meagre amounts being assessed in favour of English Teaching Aided Schools. This practice was being followed in accordance with the explanation to Rule No. 16 of the Grant-in-Aid Code. As such a discrimination was against the spirit of Article 30(2) read with Article 12 of the Indian Constitution, grants-in-Aid in favour of English Teaching Schools from the year 1955-56 were assessed on the basis of expenditure on all the pupils of English Teaching Schools, as in the case of other Aided Schools, with due sanction of the Corporation. Government is being requested to take steps to delete the Explanation to Rule No. 16 of the Grant-in-Aid Code.

16. Grants to English Teaching Schools.

The power of administering Grants to Aided Schools vests in the Corporation under Section 62C(3) of the Bombay Municipal Corporation Act. The rate of maximum admissible expenditure per Pupil per annum in respect of the Aided Schools continued to be Rs. 47. The total amounts of Grants assessed as per Rules in favour of the Aided Schools (including four special Institutions and the Primary Section of the English Teaching Schools) for the year under report amounted to Rs. 7,19,069 for the City Schools and Rs. 1,92,534 for the Suburban Schools as against the corresponding figures of Rs. 5,95,411 and Rs. 1,50,665 of the previous year. The grants assessed were subjected to suitable cuts, in respect of certain Schools, as per the 'means' test as was done in previous years taking into consideration their sources of income by way of fees, etc. The amount of Grant sanctioned to be paid to the Aided Schools exceeded the amount for the previous year by Rs. 82,549. The Grants were sanctioned by the Corporation under their Resolution No. 1677 of 22nd March 1956 which will be paid to the Schools during the ensuing year.

17. Grants to Aided Schools.

The question of payment of grants in favour of the following schools for the year 1955-56 will be decided after inquiries in their cases are completed :—

- | | Remarks. |
|--|--|
| (1) The Jasmine High School. | ... Accounts for the year 1955-56 have not been submitted by the School. |
| (2) Old Hanuman Lane Boys' and Girls' School. | Inquiries are in progress into the reported irregularities. |
| (3) Matusshri R. C. English School and Bal Mandir. | Inquiries are in progress into the reported inefficient management. |

Recognition and Registration of the Forjet High School was restored from the year under report.

The total expenditure incurred by the Aided Schools and the Average cost per pupil to the Corporation by way of Grants during the year under report with comparative figures of the previous year are given in Appendix No. 5.

18. Expenditure incurred by Aided Schools and the cost per Pupil.

The standard of instruction obtained in some Aided Schools was comparatively low on account of inadequacy of Teachers and Equipment. The scales of salaries and rates of Dearness Allowance in Aided Schools were also not as per the Municipal Scales. The Schools were, therefore, persuaded to lay down Service Conditions, Pay Scales and Provident Fund Scheme for the benefit of their staff, with the approval of the Department. While some Schools adopted our suggestions, uneven scales and unsatisfactory Service Conditions continued to prevail in a number of Aided Schools there being no provision under the existing Grant-in-Aid Code of powers to enforce our directions in the above matter. Complaints of ill-treatment of teachers by the management of some Schools were promptly attended to and amicable settlement between the management and the staff was brought about in some cases after persuasion.

19. General Conditions of Aided Schools and Service Conditions of Teachers.

A revised draft Grant-in-Aid Code which was prepared and submitted to the Education Committee, as mentioned in the previous Report, is still under the consideration of that Committee.

Besides the Aided Schools, there were 43 other Schools (36 in the City and 7 in the Suburbs) which were recognised but which did not receive aid from the Corporation. About 384 Teachers (337 in the City and 47 in the Suburbs) were working in these Schools imparting education to about 7,946 Pupils (7,094 in the City and 852 in the Suburbs).

20. Unaided and Recognised Schools.

During the course of the year 12 new Schools (8 in the City and 4 in the Suburbs) were granted recognition, 12 schools (8 in the City and 4 in the Suburbs) were removed to the list of Aided Schools whereas no Schools were added to the list of Recognised Schools from the list of Aided Schools. Two Recognised Schools were closed down.

IV.—Free and Compulsory Primary Education.

The work of enforcement of compulsion was being looked after by the Special Attendance Officer with the assistance of Attendance Officers. As the Department of the Special Attendance Officer has been disbanded, the work of enforcement of compulsion is now looked after by the Superintendents of Municipal Schools.

21. Supervision.

As required by Rule No. 5 of the Rules framed by Government under Section 18 of the City of Bombay Primary Education Act of 1920, as amended up-to-date, a census of non-attending children of School-going age was taken early in 1955 and the requisite details have been given in the Annual Report of the year 1954-55. The Rules have now been amended and the next Census will be held in the year 1957-58.

22. Census of non-attending children.

Appendix No. 6 shows the progress made during the year as compared with that of the previous year.

V.—Vocational Education.

The Municipal Vocational Upper Primary Schools which prepare pupils for the Primary School Certificate Examination and also for the Carpentry and Tailoring Examinations of the Department of Technical Education, Government of Bombay, continued to function satisfactorily. Last year, the subject of Printing with Typography was added to the list of Crafts taught in the Municipal Vocational Schools. The Director of Technical Education has agreed to grant recognition to the Municipal Printing Class at Foras Road, provided arrangements are made in the class for teaching III Year Typography Course. This will be done on the lines on which III Year Course of Carpentry and Tailoring are taught in the Municipal Vocational Schools.

23. Vocational Schools and their progress.

As against 22 Municipal Schools teaching Vocational subjects during the previous year, there were 23 Vocational Schools. Out of which 9 Schools taught Carpentry, 5 Tailoring, 1 Sign-Board Painting, 2 Clay-modelling, 1 Clock Repairing, 1 book-binding, 2 Toy-making, 1 Carpet Weaving and 1 Printing. The number of pupils in these Handicrafts Classes increased from 3,111 to 3,281 during 1955-56. Instruction in Spinning, Weaving and Card-Board Modelling is also given in some Classes of the Lower Primary Schools of the City and the Suburbs. All these Handicrafts Classes worked under the direct supervision of the Supervisor of Handicrafts and Stores. Out of a total number of 45 Crafts Teachers, 25 were for Carpentry, 16 for Tailoring, 1 for Sign-board Painting, 1 for Clock-repairing, 1 for Book-binding and 1 Teacher for teaching Printing.

Out of 3,281 Pupils of the Handicrafts Classes, as many as 2,901 pupils received instruction in Carpentry and Tailoring as against 2,684 Pupils of the previous year. Only 171 Pupils appeared in the Directorate of Technical Education's Carpentry Examination and 178 pupils in the Tailoring Examination as against 166 and 231 respectively in the previous year. The apparent cause for such a small number of Pupils appearing at these

Examinations during the past years, appears to be the imposition of fees by the Directorate. From the year 1953-54, Woodwork and Tailoring have been listed as Compulsory subjects for the P.S.C. Examination. During the year under report, 394 and 260 Pupils respectively, offered Woodwork and Tailoring subjects in the P.S.C. Examination.

The results of the Carpentry and Tailoring Examinations of the Directorate of Technical Education in respect of the Municipal School Pupils are as under :—

Examination.	No. of Pupils appeared.	No. of pupils passed.	Percentage of passes.
Carpentry	... 157	87	55
Tailoring	... 175	76	43

VI.—Physical Education.

The Government Syllabus in Physical Education for Lower Primary and Upper Primary Schools in the State continued to be followed in Municipal Schools this year also with suitable modifications to suit local conditions which are the direct result of shortage of accommodation. Five periods per week for Standards I to IV and three periods per week for Standards V to VII were assigned for Physical Education. Pupils of Standards V to VII of the Municipal Vocational Schools who had to learn Craft were exempted from Physical Instruction, as they had to put in strenuous work during the periods of Craft teaching. Separate time tables were continued to be maintained in schools for Physical Instruction, and the Senior Supervisor, Physical Instruction, assisted by other Officers of the Department and the Supervisor, Physical Instruction, whose post was filled in during the year under report, guided the teachers in efficiently imparting Physical Instruction in schools, by paying frequent visits to schools. The Appendix No. 7 gives information regarding Physical Education in Municipal Schools.

The following were the main activities of the Physical Education Department during the year under report :—

(i) Annual Sports.

The sports competitions of the pupils of Municipal Schools of all the Sides were held in common in the first half of October 1955 at 9 Centres in the City and at 2 Centres in the Suburbs. The finals of the City Schools were held on the 17th December 1955 at the Gilder Tank Playground. The Prize Distribution Ceremony of the Annual Sports was held on the 16th March 1956 at the Gilder Tank Playground, under the Presidentship of Dr. John Matthai, Vice-Chancellor of the University of Bombay, who spoke highly of the activities of Municipal Schools in the field of Physical Education and of the Cultural Programme presented by the pupils on the occasion. Smt. Mathai distributed the prizes. The function was attended by a large and distinguished gathering. The Championship Cups were won by the following Schools :—

- (1) Dr. Cursetji Cup—Worli Urdu School.
- (2) Shri Jal Engineer Cup—Nagpada Voc. U.P. Urdu School.
- (3) Shri N. M. Mirchandani Cup—Victoria Gardens U.P. Marathi and Mahim Lady Hardinge Hindi Schools.

(ii) Mass Drill Displays.

Three Mass Drill Displays—one by the children of the City Schools and two by the children of the Suburban Schools—were held during the year under report. The Mass Drill display of the City School children was the occasion of the visit of the children of the Kasturba Niketan, Delhi, under the National Discipline Scheme. The Bombay Municipal Corporation played host to children of the Kasturba Niketan for three days. The children were housed in Municipal Dongri Group of Schools. Their visit was rounded off on 24th December 1955 with an impressive demonstration by the young guests and a striking display of Mass Drill of 3,000 children from 75 City Municipal Schools. The function also included cultural items by the Municipal School children. Shri Jagannathrao Bhonsle, Deputy Minister of the Central Government who is also one of the main architects of the National Discipline Scheme presided over the function. The cost of entertaining the Delhi children came to about Rs. 9,000. The question of introducing a similar scheme for the Municipal school children is engaging the attention of the administration.

The Mass Drill Display of the children of Municipal Schools from Kurla, Ghatkopar and Chembur was held at Chembur on 15th December 1955, under the Presidentship of Dr. S. C. Fernandes, Chairman, Improvements Committee. Nearly 1,000 children from 28 schools of the above-mentioned Suburbs participated in the Display, which also included a March Past and other special items. Another Mass Drill Display of the Suburbs was held at Vile Parle on 13th December 1955, in which nearly 1,200 pupils from 45 Municipal Schools of Vile Parle, Andheri, Santacruz and Bandra took part. It also included a March Past and two other special items.

(iii) Children's Rally.

The year under report will go down in the History as one of the most eventful ones, as it witnessed for the first time the arrival in this country of the Heads of the U.S.S.R. on a State Visit. On the arrival of Marshal Bulganin and Shri Nikita Khrushchev in the City, Municipal School children gave them a rousing reception. Their route was lined on both the sides by the Municipal School children of North Bombay. On 24th December 1955, the State Government organised a Rally of children at a reception to the honoured guests at the Brabourne Stadium. Besides the children of the Private Primary and Secondary Schools of Bombay, 1,00,000 Municipal School children participated in this gigantic rally. All the cultural items, except two, were presented, by the pupils of Municipal Schools. Miss Mumtaz, a girl pupil of the Imamwada Municipal Urdu School also welcomed the honoured guests. After the return of the Soviet Leaders to their country, this pupil received a message of greetings from some Russian School children, as a token of their appreciation.

VII.—Scout Movement.

The Boy Scout and Girl Guide Movement continued to flourish as usual in Municipal Schools. Shri M. V. Donde, B.A., M.L.C., and Smt. Khadija Shuffi Tyabji, M.L.A., J.P., continued to hold the office of the District Commissioner, Municipal Boy Scouts and District Commissioner, Municipal Girl Guides, respectively during the year.

25. Boy Scouts and Girl Guides.

The number of Scout Troops and Cub Packs at the end of the year was 118 (96 in the City Schools and 22 in the Suburban Schools) and 50 (45 in the City and 5 in the Suburban Schools) respectively and that of Scouts and Cubs was 3,014 (2,494 in the City and 520 in the Suburbs). The number of Girl Guide companies and Flocks at the end of the year was 76 (72 in the City and 4 in the Suburbs), and 169 (156 in the City and 13 in the Suburbs). The number of Guides and Bulbuls in them was 2,040 (1,912 in the City and 128 in the Suburbs) and 4,362 (3,984 in the City and 378 in the Suburbs) respectively during the year.

After repeated representations for the past few years, the National Headquarters, Bharat Scouts and Guides at last agreed to form a separate Association of the Municipal Scouts and Guides during the year under report. Shri Donde was appointed as the Asstt. Commissioner of the Municipal Boy Scouts and Smt. K. Khandvala, Education Officer, was appointed as the Asstt. State Commissioner of the Girl Scouts.

The usual activities of the Municipal Boy Scouts and Girl Guides such as (i) Week-end Camps, trips and excursions, (ii) Preliminary and Petrol Leaders' Training Camps, (iii) Social work, (iv) Help at Departmental and Public Functions and (v) Celebration of Republic Day etc., continued to be carried out during the year.

26. Activities during the year.

The following were some of the important activities of the year :—

(i) The National Scout Week.

As per the directive of the Bharat Scouts and Guides, Bombay State, the National Scout Week was observed by the Municipal Scouts and Guides from 4th to 11th December 1955. Being of tender age, the Municipal Scouts could not participate in the item 'Khari Kamal' sponsored by the Bharat Scouts and Guides. They, however, attended their schools in Scout uniforms during the whole week and helped their teachers, school mates and chawl neighbours in maintaining cleanliness in the schools and homes.

(ii) Annual Scout Sports and Rally.

The Annual Sports of the Boy Scouts and Girl Guides were held on 1st November 1955 and from 12th December to 16th December 1955. The events included interesting items like, 'Bandage and Firemen's Life', 'Signalling', 'Bandage Tying Race' and 'Relay' Race. 685 Scouts and Cubs and 1,198 Guides and Bulbuls participated in the Sports, out of whom 117 Scouts and Cubs and 87 Guides and Bulbuls won prizes of total value of Rs. 1,200.

The Annual Rally of the Municipal Boy Scouts and Girl Guides was held on the 28th January 1956 in the Gilder Tank Maidan, under the Presidentship of Shri B. D. Jatti, Deputy Minister of Health, Government of Bombay, who is also the Chairman of the Committee appointed by Government to popularise and reorientate the Scout Movement in the State. Smt. Poornima Pakwasa, State Chief Commissioner for Guides, distributed Prizes. In his speech, the President stressed the importance of the movement and the necessity of its being kept voluntary. He was pleased at the keen interest the Corporation was taking in the Scout Movement. The function also included a number of interesting scout items.

About 3,000 Municipal Scouts and Guides took part in a Rally held in the Shivaji Park on the 16th October 1955 in honour of Smt. Indira Gandhi.

The Championship cups and Shields were awarded to the schools shown in Appendix No. 8.

VIII.—Finance.

The Principal sources of income of Primary Education Department have been (i) the Corporation's contribution—a sum equal to five times the amount of the net estimated realisation of the General Tax divided by the rate of General Tax; (ii) Government Grant towards Primary Education, (iii) Fees from Upper Primary Standards of Municipal Schools and (iv) other Miscellaneous Receipts. The Budget Estimates of the Education Fund for 1955-56 were prepared and submitted by the Municipal Commissioner to the Education Committee in the month of October 1954 as required under Section 126C of the Bombay Municipal Corporation Act. The income for the year 1955-56 was estimated at Rs. 1,55,76,000 (Rs. 1,35,81,000 for the City Section and Rs. 19,95,000 for the Suburban Section) showing an increase of Rs. 4,98,000 (Rs. 3,06,000 under the City Section and Rs. 1,92,000 under the Suburban Section) over the Budget Estimates of the previous year. This increase was mainly due to an estimated rise in the receipts of General Tax. The estimated expenditure for 1955-56 was placed at Rs. 1,59,95,000 (Rs. 1,36,18,000 for the City Section and Rs. 23,77,000 for the Suburban Section). Thus the Budget Estimates for 1955-56 showed a deficit of Rs. 4,19,000 and the same was proposed to be met from the Opening Balance of Rs. 8,61,000. The position would have been worse had the requirements of teachers been based on the old basis instead of on the 'Class Room Formula'. Though circumscribed by the inelastic sources of revenue on one side and the increasing demand for more and better Schools and educational facilities, the Budget Estimates for 1955-56 made provision for setting up a Research Unit for studying the problems of the Municipal Educational system, for carrying out research in Education with a view to raising the standards of Education in Municipal Schools, for providing School buildings. The provision for payment of grants to private Primary Schools was also increased slightly so also was the provision for furniture and equipment for Municipal Schools. The Budget Estimates were adopted by the Education Committee with some modifications increasing the provision already made for the recruitment of new teachers and for the Sharad Utsav Functions.

27. Education Fund Budget.

On finally closing the account for the year 1954-55, the actual closing balance amounted to Rs. 21,13,038-9-2.

28. Income and Expenditure.

The details regarding the Municipal Grants, Government Grants and other Miscellaneous Receipts, were as follows :—

	Municipal Grants.	Government Grants.	Other Miscellaneous Receipts.
City ...	99,72,443	25,51,526 13 0	6,85,680 7 3
Suburbs ...	14,17,418	5,50,000 0 0	77,794 6 9
Total ...	1,13,89,861	31,01,526 13 0	7,63,475 14 0

The Item under Miscellaneous Receipts included Fees in Standards V, VI and VII of Municipal Schools.

The total expenditure for the year including Offices, amounted to Rs. 1,49,72,758-12-8 (Rs. 1,27,52,402-8-8 for City Section and Rs. 22,20,356-4-0 for Suburban Section) the amount reserved for the charges for the year being less by Rs. 14,288 over that of the previous year. The closing balance stood at Rs. 24,09,439-7-6.

The Grant paid by Government to the Corporation towards the cost of Primary Education amounted to Rs. 31,01,526-13-0 including the amount of Rs. 5,50,000 for the Suburban Schools on the cost of Primary Education and Average Cost per Pupil. and Rs. 41,347 being arrears of Grant for Sindhi Schools for previous years.

In order to augment the Primary Education Fund a proposal for amending Section 126C of the Bombay Municipal Corporation Act so as to permit an amount not exceeding Rs 15 lacs being contributed to Budget 'E' from the Budget Estimates 'A' in addition to the Estimate of five times the amount of the net estimated realisation in the year under the Head of General Tax divided by the rate fixed for General Tax fixed for the year, is pending before a Committee of the Corporation. The Government have also been requested repeatedly to consider the desirability of increasing the amount of Grant-in-Aid to the Bombay Municipal Corporation on Primary Education. The matter is under consideration.

Besides being confronted with the necessity of establishment and equipment necessary for catering to the educational needs of the ever increasing number of pupils, the Department also faces the necessity of providing suitable new School Building for which funds to the tune of about Rs. 25 lakhs per annum are required to be provided under 'Lean Works' of Budget 'E'. The Government under their letter, Health and Local Self Government Department No. 4837/33-E, dated the 31st December 1949, had agreed to re-imburse to the Corporation the expenditure on new School Buildings in the Suburban merged area during the period of ten years subject to a limit of Rs. 10 lacs. The total expenditure incurred upto 31st March 1955 on the construction of School Buildings in Suburban Areas amounted to Rs. 1,40,306. It is expected that the amount of Rs. 1,40,306 being Grant-in-Aid for 1955-56 will be paid by the Government along with the claim for 1956-57.

Appendix No. 9 shows the Average Cost per Pupil as compared with the corresponding figures of the previous year.

IX.—Research unit.

Smt. Madhuri R. Shah, B.A., M.Ed., Ph.D. (Bom.), Ph.D. (Lond.) was appointed Research Officer. The Research Unit was established for implementing the suggestions made by Shri R. V. Parulekar, in his Report on Bombay City's Educational System under Corporation Resolution No. 1063, dated 21st December 1954.

It started functioning from 6th July 1955. An Advisory Committee consisting of well known Educationists was appointed to guide the Research Unit.

Problems relating to non-attendance of children of Compulsory Age in the Primary Schools were undertaken for study and investigation by the Unit. It is difficult to study intensively a vast area like Greater Bombay but to begin with a sample survey of the Compulsory Age of children in a population of 10,000 persons in the Worli Area (Electoral) Ward No. 31 was undertaken. The sample was selected after initial satisfaction according to language and economic status. The object of the survey was to estimate—

- (i) The percentage of compulsory school-going age children to the total population in the Area;
- (ii) The number of non-attending children;
- (iii) The difficulties that prevent these children from attending school and how they can be remedied;
- (iv) The extent of migration in the area and its effects on 'Wastage' in Primary Education.

The following two important problems relating to Compulsory Primary Education are under study and investigation by the Unit :—

- (1) The method of censusing and follow-up of non-attending children, and
- (2) The extent and causes of failure to join school, irregularity of attendance and drop-outs.

An urgent need for following-up cases of children who fail to join Schools was revealed in the study of 1,400 children listed in the census of January 1955 as 'non-attending'. In December 1955, it was found that out of these 1,400 children, about 818 children, i.e., 58 per cent. had failed to join Schools.

It has been observed that every month from September to April, a considerable number of children leave Schools. Some of these children take Leaving Certificates while the names of others are struck off the School Rolls due to continuous absence for over a month. Dropping out of children to the extent of 15 per cent. in six months in the middle of the School Year, as well as before the completion of the Primary Course leads to a considerable wastage of money and human effort. To effectively check this phenomenon of Drop-outs, parents and guardians of over 1,000 children who left School during the last seven months in the Worli Area were personally contacted and the reasons for irregularity in attendance and dropping out were analysed.

X.—General.

The School Health service under the Executive Health Officer of the Corporation for the benefit of Municipal Primary Schools continued to operate as usual. Medical Inspection of School children reading in Standards I and III as well as of those from Standards II and IV who had not been examined during the previous year was taken during the year, besides the Medical Examination of Special case presented by parents and teachers. In all, 56,114 pupils (31,350 Boys and 24,764 Girls) were examined during the year out of whom 45,132 children were found to suffer from one defect or the other. Amongst the common defects noticed, general debility and defects of teeth, mouth and throat were found predominant. The defects noticed were communicated to the guardians of the children. With the guardians' consent about 7,365 pupils were treated either at the Municipal Dispensary or at the School clinic in the K. E. M. Hospital. The accommodation at the School Clinic was, however, inadequate. Pupils with communicable diseases were promptly detected and prevented from attending the Schools during their period of infectivity. 56,819 pupils were vaccinated against small-pox besides those vaccinated at the Central Vaccination Depot through School Health Organisers. 5,675 children were given T.A.B. Inoculations against Typhoid and 10,891 children were given P.T.A.P. Inoculations against Diphtheria. In all, 778 Health Talks on subjects of simple and personal Hygiene were given to children in the Schools by the School Health Officers and Nurses in order to inculcate healthy habits amongst the children. About 2,500 ailing children were visited at their Homes, by the School Health Nurses, who also gave instructions to their parents regarding their care and diet. Children suffering from Scabies, Ringworms or Boils were treated in the Schools by the Nurses and Tonsillectomy and other operations were performed at the School Clinic. Pupils with dental defects were treated at the Nair Hospital Dental College and children with errors of refractions were supplied with spectacles during the year. Certified undernourished children continued to be given free eight ounces of toned pasteurized milk on every School working day almost throughout the year. In all, about 45,000 under-nourished children in City Schools received milk at 396 Milk Distribution Centres in Municipal Schools at a cost of about Rs. 10,17,000. The scheme of supplementing the free supply of milk to the under-nourished children with light snacks and supplementary food sanctioned by the Corporation was introduced last year. Under this Scheme, launched in consultation with the Nutrition Department of the Haffekine Institute, Government of Bombay, snacks in the form either of 'Chikki' (Toffee) or Fruits (Chikoo or Orange) was given to the under-nourished children on school working days with a view to supplementing their milk food. Each child was given one ounce of 'Chikki' (Ground Nut or Til Seed Chikki with gram and jaggery) hygienically prepared and wrapped in clean white butter paper for four days in a week while fruits (Chikoo or orange) were given on the remaining two days. The Scheme though altogether a new feature functioned smoothly during the year under report.

At the end of the previous year, there were 18,089 books in Marathi, Gujarati, Hindi, Urdu, English, Tamil and Telugu, in the library. During the year under report, 270 new books in different languages were added to the stock. Thus, the total number of books at the end of the year under report was 18,359. The total number of magazines and periodicals subscribed during the year was 57. No additional magazine was subscribed to during the year. The total number of books issued during the year was 11,489 showing an average of 39 books per day as against 12,602 with a daily average of 43 during the previous year. Lists of additions of new books continued to be circulated to all Municipal Schools with a view to keeping the teaching staff informed of the latest additions, and 173 new members were enrolled during the year under report.

The Bombay Municipal Primary Education Department's Employees' Co-operative Credit Society, Ltd., continued to make steady progress during the year. The membership of the Society increased from 4,216 to 4,451 and the Share Capital, from Rs. 4,66,250 to about Rs. 5,30,000. The total deposits of the Society further improved by Rs. 2,17,000 and they now stood at Rs. 22,24,000. Advances to Members by way of loan went up by about Rs. 2,00,000 and stood at Rs. 20,00,000. The Working Capital of the Society also showed an increase of Rs. 2,75,000. The Society during its financial year ending 30th June 1955, made a profit of about Rs. 32,000 which was higher by about Rs. 1,700 than that of the previous year and all its activities continued to progress smoothly.

On the occasion of the Central Sharad Utsav Function at the Gilder Tank Playground on the 23rd October 1953, 32 distinguished guests including the Mayor and the Municipal Councillors had expressed their desire to donate one Silver Shield each as a token of their appreciation of the good work and achievements of the Municipal Primary Education Department. These 30 Shields were received during the last year and the same along with other Shields received during previous years were awarded to the best and cleanest Schools of the year in the different Municipal Wards. Every year, these Shields will be awarded to such schools on the occasion of some important function of the Department.

The R. V. Parulekar's 71st Birthday Celebrations Committee's donation of Rs. 2,735-4-0 for awarding Prizes to the children of Municipal Teachers in the name of Shri R. V. Parulekar, Ex-Secretary, Schools Committee, on certain conditions, was accepted by the Corporation in November 1955. The amount was invested in Public Securities in February 1956 and from the amount of interest accruing from it, prizes will be awarded to the children of Municipal Teachers every year in accordance with the conditions laid down for the same.

The free use of Municipal School premises for running Government Milk Centres and for conducting Social Welfare Education Classes, Hindi Classes, Night Schools, etc., under the auspices of Educational and Social Welfare Institutions was continued to be allowed gratis or at nominal fees outside regular school hours on prescribed conditions with the consent of the landlords of the buildings concerned.

Extra-curricular activities in Municipal Schools continued to receive active attention of this Department as an essential and important aspect of Primary Education, necessary for inculcating the qualities of Social Service, Patriotism and good Citizenship among the pupils. The following were some of the main extra-curricular activities conducted during the year under report in the Municipal Schools :—

(a) Vacation Libraries.

During the Summer Vacation of May 1955, Vacation Libraries were conducted specially for the benefit of children not going out of Bombay at 20 Centres in the City and 7 Centres in the Suburbs. The Centres were located in the various Municipal Schools in different localities and no less than one teacher and one peon were appointed at each centre to guide the children attending the Libraries. The Centres whose daily average

attendance of children was 100 or more, were given one teacher extra. Each Centre was equipped with suitable books in Marathi, Gujarati, Hindi, Urdu, English, Sirdhi and South Indian Languages. A large number of children took advantage of the Library, the average daily Attendance being 2,470 and the number of books issued for reading being over 48,014 at all the Centres.

(b) Educational Film Shows.

Educational Films on different Educational and general topics were shown to the pupils of Municipal Schools in co-operation with the Visual Instruction Department, Government of Bombay and the Propaganda Officer, Bombay Municipal Corporation. A new feature, *viz.*, Display of Full-length instructive Films at special concessional rates to the Municipal School Children was continued during the last year also with great success with the co-operation of a number of film producers. Such films were first reviewed by the 'Educational Film, Show Committee' of the Department and were selected for displaying to the children only if found suitable. 'Munna', 'Sant Tulsidas', 'Boot Polish', 'Jagriti', 'Shyamchi Aie' were some of the full-length films shown to the pupils at concessional rates. Nearly 33,525 children and 1,341 teachers from Municipal Schools took the benefit of the Children Film Festival organised by the Bombay Presidency Women's Council during a week reserved for them in December 1955. The festival was organised at 15 Centres and during which selected Indian and Foreign films especially suitable for children were shown to pupils of Municipal and other Schools in Greater Bombay at nominal rates.

(c) Sharad Utsav (Autumn Festival).

The Sharad Utsav which has now become regular annual feature for the Municipal Schools was celebrated this year at 8 Centres in the City and 2 in the Suburbs from 17th October to 31st October 1955, concluding with two Central Functions—at the Gilder Tank Playground and at the King George High School, Dadar. At each Centre, representing a set of Schools grouped locality-wise was arranged an educational exhibition of charts and models etc. put up by the teachers and pupils and a cultural function of an hour's duration. Each function was presided over by some eminent personality of the City—Ministers, Municipal Councillors and prominent educationists. A special feature of this year's celebration was the organisation of two excellent exhibitions on project basis—one on "Man's Progress" and the other on "Man's Shelter" by the Bhuleshwar and Null Bazar group of Municipal Schools and the Matunga and Dadar Group of Municipal Schools. Both the Exhibitions were so highly appreciated by the distinguished guests and guardians that they had to be kept open for a number of days.

A Central Sharad Utsav Function for the Schools in the South presenting a cultural programme of the best items from the different centres was organised at the Gilder Tank Playground on 28th October 1955 and was presided over by Shri P. R. Nayak, I.C.S., Municipal Commissioner. The Central Sharad Utsav function for Schools in the North presenting a Cultural programme of the best items from the different centres was held at the King George English School on 31st October 1955 and was presided over by Shri Dahyabhai V. Patel.

(d) School Anniversaries and Parents' Days.

School anniversaries, Parents' Days, Dassera Festivals, Independence Day and Republic Day were celebrated in a number of Municipal Schools when special invitations were given to parents, so as to bring them in closer contact with the teachers with a view to getting better co-operation from them. Lectures and Elocution Competitions and Variety entertainments were arranged on such occasions for the benefit of pupils and their parents.

(e) Democracy in Schools and Model Schools.

Class Panchayats (Prefect Course) and School Parliaments were introduced in a number of Schools with a view to inculcating a sense of discipline and self-government amongst the pupils. Distribution of classes into groups and formation of Houses and Societies was encouraged in a number of schools. In the Societies and Groups pupils co-operatively celebrated the functions, edited manuscript magazines, recited poems, narrated tales, pursued their own hobbies and interests. Inter-School visits of pupils and teachers were also arranged to acquaint them about each other's achievements with a view to developing healthy competition.

(f) Excursions.

Excursions by teachers and pupils of Municipal Schools to places of educational and historical importance continued to receive due encouragement of the Department. Pupils of Municipal Schools continued to pay visits to the Bal Bhavan on fixed days according to a planned programme during the year.

(g) Elocution Competitions.

Elocution Competitions for the pupils of Standards V, VI, and VII of the Municipal Marathi, Gujarati, Urdu, Hindi, Tamil and Kannad Schools were held in February 1956. 119 Pupils of different languages from different wards were selected after preliminary rounds for the final competitions which were held at the Gilder Tank Hall on the 17th March 1956. Councillors and other prominent citizens were requested to act as Judges at these competitions. Prizes of Rs. 10, Rs. 7 and Rs. 5, respectively were awarded to the First, Second and the Third best competitors from the Schools of the following Sides :—

						Std. V.	Std. VI	Std. VII
Marathi	3	3	3
Gujarati	3	3	3
Urdu	2	2	2
Hindi	1	1	1
Tamil	1	1	1
Kannad	1	1	1

The keen enthusiasm evinced by the pupils in these competitions was mainly responsible for the success of this new feature of this Department's Annual Activities.

Meetings of the Supervisory Officers of the Department continued to be held during the year under the Chairmanship of the Education Officer for discussing improvements in Municipal Schools and problems of day-to-day administration. Sub-Committees of groups of Officers were formed for discussing special problems of education or administration and evolving common rules and procedure. The Education Officer periodically granted interviews to the representatives of the Municipal Teachers, and Peons' Associations with a view to acquainting herself with the problems and difficulties of the employees concerned and helping and solving the same wherever possible.

In conclusion, the Department places on record, its appreciation of the valuable services rendered by the Officers, the ministerial staff, the Teachers and the inferior staff during the year under the work done by the report.

Staff.

K. KHANDVALA,
Education Officer.

APPENDIX

Giving certain statistical information regarding Municipal and Aided Schools in Greater Bombay

Appendix No. 1	... Municipal Schools and Pupils.
Appendix No. 2	... Teachers in Municipal Schools.
Appendix No. 3	... Results of the Annual Examinations of Municipal Schools.
Appendix No. 4	... Municipal Aided Schools and Pupils.
Appendix No. 5	... Total expenditure incurred by Aided Schools and cost per Pupil.
Appendix No. 6	... Classification of pupils as per age.
Appendix No. 7	... Physical Education in Municipal Schools.
Appendix No. 8	... Shields and Cups awarded to Municipal Schools.
Appendix No. 9	... Average cost per pupil.

APPENDIX No. 1.

Municipal Schools and Pupils.

Class of Schools.	No. on 31st March 1955		No. on 31st March 1956.	
	Schools.	Pupils.	Schools.	Pupils.
City.				
Marathi Schools	... 153+4 Classes	1,01,709	154+5 Classes	1,08,694
Gujarati Schools	... 64+9 "	27,474	64+9 "	28,599
Urdu Schools	... 73+12 "	20,466	73+13 "	21,821
Hindi Schools	... 29	7,946	29	8,613
Tamil, Telugu, Kannada, Malayalam etc., Schools	... 21+13 "	3,416	21+16 "	4,004
English Primary Schools	... 5+2 "	1,423	5+2 "	1,686
Sindhi Schools	... 6	1,284	6	1,120
Total	... 351+40 "	1,63,718	352+45 "	1,74,537
Suburbs.				
Marathi Schools	... 48+6 Classes	18,818	50+6 Classes	21,840
Gujarati Schools	* (1) ... 22+8 "	7,028	20+10 "	7,637
Urdu Schools	* (2) ... 16+1 Class	3,249	15+8 Classes	3,994
Hindi Schools	* (3) ... 8+5 Classes	2,602	10+4 Classes	3,056
South Indian Schools (Tamil and Kannada etc., Schools)	... 3 Classes	238	1+5 "	419
Sindhi Schools	... 2+1 Class	1,209	2+1 Class	1,122
Total	... 96+24 Classes	33,144	98+34 Classes	38,068
Grand Total	... 447+64 "	1,96,862	450+79 "	2,12,605

* (1) 3 Classes were designated as Schools previously. * (2) 1 Class was designated as School previously.
* (3) 1 School was in excess erroneously.

APPENDIX No. 2.

Statement showing the Number of Trained, Untrained, Permanent and Temporary Ordinary Teachers according to sides—1955-56.

Class of Schools.	TRAINED.		UNTRAINED.		Total.		Total Number of Teachers.
	Per- manent.	Tem- porary.	Per- manent.	Tem- porary.	Per- manent.	Tem- porary.	
City							
Marathi Schools	... 2,175	474	141	8	2,316	482	2,798
Gujarati Schools	... 485	170	93	8	578	178	756
Urdu Schools	... 346	75	101	43	447	118	565
Hindi Schools	... 152	39	39	4	191	43	234
Tamil, Telugu, Kannada, Malayalam, etc., Schools.	... 40	30	34	8	74	38	112
English Primary Schools	... 14	11	14	4	28	15	43
Sindhi Schools	... 36	5	36	5	41
Total	... 3,248	804	422	75	3,670	879	4,549
Suburbs							
Marathi Schools	... 403	103	34	4	437	107	544
Gujarati Schools	... 142	41	27	...	169	41	210
Urdu Schools	... 58	6	25	20	83	26	109
Hindi Schools	... 27	21	27	1	54	22	76
South Indian Schools	... 4	6	...	1	4	7	11
Sindhi Schools	... 23	5	5	...	28	5	33
Total	... 657	182	118	26	775	208	983
Grand Total	... 3,905	986	540	101	4,445	1,087	5,532

APPENDIX No. 3.

RESULTS OF THE ANNUAL EXAMINATIONS OF MUNICIPAL SCHOOLS.

(1) Results of the Municipal Annual Examinations—1955-56.

STD.	No. of Pupils.						TOTAL No. of Pupils		
	CITY.			SUBURBS.			Appeared.	Promoted.	Percent- age
	Appeared.	Promoted.	Percent- age	Appeared.	Promoted.	Percent- age			
I	45,292	39,821	87	11,802	10,231	86	57,094	50,052	87
II	31,699	29,713	93	7,870	7,436	94	39,569	37,149	93
III	27,870	26,580	95	5,970	5,674	95	33,840	32,254	95
IV	24,840	20,490	82	5,434	4,595	84	30,274	25,085	82
V	16,207	13,622	84	2,593	2,305	88	18,800	15,927	84
VI	12,681	10,765	84	2,043	1,719	84	14,724	12,484	84
VII	9,533	7,910	82	1,345	1,122	83	10,878	9,032	83
TOTAL ...	1,68,122	1,48,901	88	37,057	33,082	89	2,05,179	1,81,983	88

(2) Results of the Municipal School Pupils at the P. S. C. Examination.—1956.

SIDE.	CITY			SUBURBS			TOTAL.		
	Appeared.	Passed.	Percent- age	Appeared.	Passed.	Percent- age	Appeared.	Passed.	Percent- age
Marathi ...	7,031	3,172	45	857	368	43	7,888	3,540	45
Gujarati ...	1,034	420	41	209	119	57	1,243	539	43
Urdu ...	572	273	48	37	21	57	609	294	48
Hindi ...	249	186	74	78	51	65	327	237	72
South Indian.	16	11	69	16	11	69
TOTAL ...	8,902	4,062	45	1,181	559	47	10,083	4,621	46

APPENDIX No. 4.

Municipal Aided Schools and Pupils.

Class of Schools.	On 31st March 1955.		On 31st March 1956.	
	No. of Schools.	Pupils.	No. of Schools.	Pupils.
City				
Marathi Schools	36	7,562	35	7,921
Gujarati Schools	101	18,618	97	17,455
Urdu Schools	20	4,967	20	5,018
Hindi Schools	7	2,107	7	2,148
Sindhi Schools	9	1,670	8	1,883
Tamil, Telugu etc., Schools	5	2,146	5	2,205
Kannada Schools	1	210	1	204
English Teaching Schools	32	14,224	37	15,779
Miscellaneous Schools	2	285	2	284
Marathi Night Schools	1	64	1	59
Gujarati Night Schools	1	90	1	86
Urdu Night Schools	1	38	1	30
Kannada Night Schools	7	700	8	813
Special Institutions	4	727	4	787
Total	227	53,408	227	54,672
Suburbs				
Marathi Schools	5	1,099	5	1,249
Gujarati Schools	17	4,137	19	4,359
Urdu Schools	3	226	3	246
Hindi Schools	6	1,074	8	1,309
Sindhi Schools	2	431	2	472
Tamil Schools	1	86	1	176
English Teaching Schools	26	6,833	26	7,636
Gujarati Night Schools	2	51	2	63
Total	62	13,937	66	15,510
Grand Total	289	67,345	293	70,182

APPENDIX No. 5.

	Average number of pupils on rolls.	Total Expenditure incurred by Aided Schools.	Average cost per pupil to Aided Schools.	Cost per pupil to the Corporation.
		Rs.	Rs.	Rs.
<i>City</i>				
1954-55 ...	52,974	37,90,026	71.5	7.5
1955-56 ...	53,996	40,85,964	75.6	7.7
<i>Suburbs</i>				
1954-55 ...	13,692	9,00,895	65.7	9.1
1955-56 ...	15,258	8,43,845	55.3	7.2

APPENDIX No. 6.

Classification of Pupils as per Age.

Year.	No. of Municipal Schools and Classes.	NUMBER OF CHILDREN			Total.	Average Attendance.
		Underage below 6 years.	Compulsory age 6-11 years.	Overage 11 years and over.		
City :						
1954-55 ...	351 Schools 40 Classes.	53	1,01,891	61,774	1,63,718	1,16,819
1955-56 ...	352 Schools 45 Classes.	...	1,09,929	64,608	1,74,537	1,37,970
Suburbs :						
1954-55 ...	96 Schools 24 Classes.	84	21,963	11,097	33,144	26,299
1955-56 ...	98 Schools 34 Classes.	...	25,889	12,179	38,068	31,235

APPENDIX No. 7.

Total number of Schools and Classes	529
Number of Schools imparting Physical Instruction on Playgrounds	66
Number of Schools imparting Physical Instruction in open spaces	214
Number of Schools imparting Physical Instruction in Class rooms	247
Total number of Pupils	2,12,605
Total number of Teachers	5,532
Total number of Teachers trained in Physical Instruction	2,083
Total number of Teachers Untrained	3,313
Total number of Overage Untrained Teachers	136
Total number of Pupils taking Physical Instruction	2,05,332

APPENDIX No. 8.

(1) Sir Dorab Tata Shield	...	Kamathipura Upper Primary Marathi School.
(2) Shri M. N. Talpade Cup	...	New Dadar Kumbharwada Marathi School.
(3) Smt. Shuffi Tyabji Cup	...	Cadell Road Urdu School.
(4) Shri Raja Maharaj Singh Cups (Two Cups)	...	(i) New Dadar Kumbharwada Marathi School. (ii) Cadell Road Urdu School.
(5) Shri Raja Maharaj Singh Shield	...	Matunga King's Circle Marathi School.
(6) Seth Dwarkadas Tribhuvandas Cup	...	L. J. Road Vocational Upper Primary Marathi School.
(7) Sir Boman Behram Cup	...	L. J. Road Vocational Upper Primary Marathi School.
(8) Shri K. B. Rele Cup	...	Chinchpokli Upper Primary Marathi School. No. 1.
(9) Sir Byramji Jeejeebhoy Cup	...	Kamathipura Upper Primary Marathi School.

APPENDIX No. 9.

Average Cost per pupil.

	Average cost per pupil for the year.
City :-	
(a) According to the No. of pupils on rolls on 31st March 1955 (1,63,718)	72.1
According to the No. of pupils on rolls on 31st March 1956 (1,74,537)	70.76
(b) According to the average No. of pupils on rolls for the whole year 1954-55 (1,64,463)	71.7
According to the average No. of pupils on rolls for the whole year 1955-56 (1,72,333)	71.67
Suburbs :-	
(a) According to the No. of pupils on rolls on 31st March 1955 (33,144)	55.9
According to the No. of pupils on rolls on 31st March 1956 (38,068)	55.16
(b) According to the average No. of pupils on rolls for the whole year 1954-55 (32,909)...	56.2
According to the average No. of pupils on rolls for the whole year 1955-56 (36,968)...	56.8

LABOUR DEPARTMENT

Smt. F. A. Irani, B.A. (Hons.), LL.B., D.S.S.A., held the post of the Labour Officer, during the year under report.

2. **Labour Staff.**—The number of staff employed by each of the eight main departments of the Corporation is as shown below :—

TABLE No. I

Department	No. of labourers
(1) Engineering (including conservancy)	... 17,407
(2) Estate Agent and Land Manager	... 407
(3) Fire Brigade	... 403
(4) Health (including Hospitals)	... 4,111
(5) Hydraulic Engineer (Water Works)	... 2,592
(6) Printing Press	... 237
(7) Superintendent of Markets	... 514
(8) Superintendent of Gardens	... 338
(9) Other departments	... 1,237
Total	... 27,246

The Labour Officer looked into the grievances of the above staff, which mostly belonged to class IV. services, comprising of about 200 categories. She also looked into the grievances of the Subordinate (clerical) staff, in addition.

3. **Trade Unions.**—The following trade unions represented the Municipal employees and the following table gives the departments for which they were formed, the date from which they were functioning and their membership as on 31st March for the two preceding years. However, in case of (7) The Municipal Peopn's Union, it is learnt that the Registrar of Trade Unions has since cancelled registration on some technical ground

TABLE No. II

Name of the Union	Category or department	Date of establishment	Member-ship as on 31-3-1954	Member-ship as on 31-3-1955
(1) The Bombay Municipal Kamagar Sangh.	Sweepers, etc., belonging to Mahar community.	1-4-1933	2,702	3,606
(2) The Municipal Workers' Union.	Includes all categories of labour staff belonging mostly to Water Works, Architect and Malaria departments.	27-2-1935	3,570	2,514
(3) The Bombay Sweepers' Union.	Any worker who is connected with work of scavenging and cleansing of streets, drains and open spaces belonging to public, Port Trust, and Government.	30-7-1944	729	1,709
(4) The Bombay Municipal Subordinate Staff Union.	Any employee engaged in the Bombay Municipal Corporation in subordinate service.	2-8-1946	1,061	1,191
(5) The Bombay Municipal Hospital Employees' Union.	Hospital employees of mostly class IV services.	8-5-1946	2,217	3,003
(6) The Bombay Fire Services Union.	Workers engaged in Fire services.	24-4-1946	378	382
(7) The Bombay Municipal Peons' Union.	Persons belonging to the cagery of peons in the Bombay Municipal Corporation.	1945	572	Registration cancelled on and from 19-11-1955.
(8) The Bombay Municipal Servants' Union (Suburban) Branch.	Any person working in any capacity in any department of the Bombay Municipal Corporation.	2-4-1949	726	616
(9) The Bombay Municipal Health Visitors' Union.	Health Visitors.	18-1-1951	43	45
(10) The Bombay Municipal Kamgar Union.	Includes all categories of labour staff in the Bombay Municipal Corporation.	18-8-1951	894	751
Total			... 12,892	13,817

4. **Labour relations.**—Labour relations during the year under report were congenial and there was no appreciable dislocation of work at any time.

5. **Joint Councils.**—Eleven joint councils for the staff as mentioned below, worked during the year under report, more or less on the lines of the Whitley Councils of Great Britain.

(1) Water Works Department, (2) Subordinate Staff, (3) Fire Brigade Staff, (4) Peons, etc., Staff, (5) Municipal Printing Press, (6) Health Department excluding Hospitals, (7) K. E. M. Hospital, (8) B. Y. L. Nair Hospital, (9) Municipal Group of Hospitals, Sion, (10) Arthur Road Hospital, (11) Group of T. B. Hospitals.

The scope of work of these councils was elastic enough to allow discussion and recommendations on all matters pertaining conditions of service.

6. **Individual grievances.**—Complaints received by the Labour Officer were quite varied. The following table gives an idea of number of and nature of grievances received and dealt with by her.

TABLE No. III

Nature of cases	Total	Grievances redressed	Not genuine cases	Pending cases
(1) No chances for employment or very irregular employment though recruited, applications for preferential treatment and applications for recruitment.	311	154	141	16
(2) Applications for promotion, transfer, confirmation and for grant of annual increments.	144	43	79	22
(3) Applications against fine, reversion, suspension, dismissal and any other punishment.	74	16	49	9
(4) Delay in payment of salary (including salary for injury or maternity) or allowances.	104	73	12	19
(5) Delay in settlement of Provident Fund and other retirement benefits.	70	49	10	11
(6) Non-supply of equipment and uniforms	3	3
(7) Delay in granting leave due	20	15	5	...
(8) Applications for house rent or accommodation or transfer of present quarters.	273	139	121	13
(9) Miscellaneous	628	529	80	19
Total	1,627	1,021	497	109

The Labour Officer also attended the hearing of day-to-day offence reports from the Conservancy Branch and K. E. M. Nair, Sion, Arthur Road and G. T. B. Hospitals and the Fire Brigade department.

7. **Scheme for granting scholarships to the children of Municipal employees.**—During the year 188 applications were received and scholarships were awarded to 143 children of the employees; 47 for Secondary Education and 96 for Higher Education as against the total of 159 applications received during the year 1954-55. The total amount given by way of scholarships to the children of Municipal employees was about Rs. 18,000.

8. **Scheme for granting medical assistance to the Municipal employees.**—244 employees applied for benefit under the above scheme. Of these, 235 employees were given relief amounting Rs. 13,270. Labour Officer also made arrangements to get the applicants admitted wherever necessary in different Municipal hospitals for treatment.

9. **Welfare Organization.**—Welfare activities were conducted for Municipal employees and their families at 22 labour welfare centres and 2 sub-centres. Out of these centres 15 were run for the benefit of the employees of the Conservancy Branch, 6 for Hospital employees, 2 for Water Work's employees and 1 for the employees of the Mechanical Engineer's department.

The welfare activities carried out at the above centres consisted of the following :—

Recreational and cultural activities.—Indoor as well as outdoor games were played daily at the centres. Indoor games included Carrom, Ludo, Snakes and Ladders, Chaupat Draughts, Table tennis, etc. With a view to create cultural interest folk songs, folk dances, Garbas, recitation both in prose and poetry were arranged. Outdoor games included Volley-ball, Football, Cricket, Kho-kho, Atyapatya, Hu-tu-tu, Langdi, and several other Indian games. In addition to these games, physical culture and other gymnastic activities were also conducted for which Akhadas were provided at Chembur, Cochin Street, Dadar, Lovegrove and Palton Road centres. Parallel Bars, Single Bar, Roman Rings, Trapeze Bar, Weight-lifting apparatus, Malkhamb, Bhalas, and Parshus were provided to these centres. Band practice was held at eleven centres having band equipment. Bands were also played at the functions of the organization. At other centres, where Tabla and Harmonium were provided, musical classes were conducted. Listeners' groups were organized at centres where radios were installed. Besides various group-games, which foster spirit of co-operation and friendliness, were played daily on the field.

Educational activities.—In order to create interest in the workers in educational activities, literacy classes were conducted for men and women at some of the centres. 80 employees passed the literacy examination conducted by the Social Education Committee. School-going children were given guidance in different school subjects. The workers also evinced keen interest in elocution and in debates where the subjects pertaining to their every day life-problems were discussed.

To keep the workers in touch with the current topics, news-papers and magazines in Gujarati, Hindi and Marathi were provided at various centres. They were also provided with books of general interest. The Welfare Organizer, the Assistant Welfare Organizers and the part-time workers took advantage of the attendance of the adults at the centres, at the functions and at the congregations in their chawls to explain to them the current topics and daily news.

Hygienic activities.—To inculcate habits of cleanliness in their homes and surroundings, campaigns were started and health guards and volunteers from amongst the chawl people demonstrated the work by sweeping with brooms and by using disinfectant powder. Through the courtesy of the Secretary, City Prohibition Committee, Propaganda Officer, Bombay Municipality, United States Information Services, etc., documentary films of educative and recreative value were shown to the labourers.

Social activities.—To encourage community feelings and inculcate a spirit of co-operation and peaceful living and also to make them utilize their leisure time in creative, constructive and joyful activities, different social functions and celebration of festivals were arranged. Besides Pujas and Bhajan programmes were organized to celebrate Ganapati, Navratra, Haldi-kumkum and Diwali festivals. During the celebrations the residents of the chawls attached to the centres gave programmes of entertainment, sports, Garbas and Bhajans.

Ganapati and Navratra festivals were celebrated at 16 centres and variety entertainment programmes were organized. Prizes were distributed to the regular participants.

Haldi-kumkum and Diwali functions were also organized at 16 centres. These functions were presided over by the Municipal Councillors and the Heads of Departments.

The main celebration of the centres *viz.*, 'Variety Entertainment Programme' was celebrated with enthusiasm at the Bharatiya Vidya Bhavan and was presided over by Smt. Sulochana Modi, Mayor of Bombay. The function was well attended by the municipal employees of different welfare centres belonging to different departments. The Variety Entertainment items were presented by the employees and their children.

Dramatic activities.—In some of the centres, workers presented dramas which were organized, directed and staged by themselves.

Participation in local tournaments.—The artistes and players of our centres also entered in the local tournaments and competitions and received prizes of merits.

(i) The artistes of the Arthur Road (Stables) centre participated in the Ras and Garba competition organised by the Indian National Theatre. They won four trophies for the best organization in Ras, for the second best organisation in Garba, for song for Ras and for the best leading voice in Garba and in Ras. It also won the first prize in Garba in the competitions conducted by Vijay Mitra Mandal.

(ii) The K. E. M. (Hospital), Dadar, Umarkhady, Arthur Road Stables centres participated in Volley-ball tournaments run by the Matunga Athletic Club, Y.M.C.A., Bombay Labour Welfare Board and won the prizes.

(iii) Some centres participated in the Carrom tournaments conducted by Bombay State Carrom Association and the Y.M.C.A. One of the sweeper woman won the first prize in Carrom.

(iv) Some centres also participated in the Cricket tournaments conducted by the local clubs.

Programmes given to outside agencies.—(i) Fort Navratra Utsav Committee on the occasion of celebrating 'Fort Navratra Utsav.'

(ii) All India Women's Council on the occasion of celebrating 'United Nations Day' at the Jinnah Hall.

(iii) Bhagini Samaj (Bhuleshwar Branch) on the occasion of cleanliness week at Madhav Bag.

(iv) On the occasion of celebrating 'Pandit Nehru's Birth-day.'

(v) Prohibition Committee, Bombay State, on the occasion of 'Prohibition Week celebrations.'

(vi) Indian National Theatre on the occasion of 'All India Folk Dance Festival.'

(vii) 'Annual Day' function at the K. E. M. Hospital.

(viii) 'Bharat Scouts and Guides on the occasion of Guides function' at St. Xavier College, Bombay.

(ix) Orchestra performance given by the Arthur Road Stables centre at various civic receptions.

(x) 'Cleanliness Week Committee' was provided with the department's Band troupes for the cleanliness campaign in the wards.

Film show.—A film show of "Nagpanchami" with films on "Family Planning" was organized for the women employees at the Swastick Cinema through the co-operation of Family Planning Association of India.

Health exhibition.—It was organized at 6 centres. A model of best-kept single room tenement was also put up. The Propaganda Officer of the Bombay Municipality arranged an exhibition of Health charts and models. Prizes were distributed for healthy babies and best-kept rooms.

Distribution of Butter-oil and milk powder.—The department had received Butter-oil, milk powder, cotton seed oil, etc., as gift from His Eminence Cardinal Gracious, which was distributed amongst the poor municipal employees, persons getting medical aid, and undernourished families and children attending centres.

Picnics.—488 municipal employees from various centres went on a three days' excursion to Ajanta and Ellora caves, Ahmedabad, Poona, Nasik and Trimbakeshwar.

30 municipal employees and artistes of the Arthur Road Stables centre were taken to historical places like Delhi and Agra. The group gave a recital of folk songs and folk dances at a show managed by the Gujarati Samaj, Delhi.

38 women from different welfare centres were taken to Poona on a 3 days' excursion.

Women's activities.—Sewing classes for women and girls were conducted at all the centres. Knitting, embroidery handicraft work, and fancy work were taught. Women were also encouraged to get their own and their children's clothes stitched and mended on the machines provided at the centres.

Women also participated in other recreational activities, cooking and other programmes of the centres.

The Nutrition department of the Haffkine Institute gave demonstration in cooking and balanced diet at the centres which were largely attended by women.

The average daily attendance of adults and children at different centres during the year was 1200 and 1292 as against 1282 and 1427 respectively during the preceding year.

Scouting.—The organisation had 325 rovers, 369 scouts, 306 cubs, 113 scouters, 20 guides, 204 bulbuls and 27 guiders as against 376, 334, 287, 114, 20, 204 and 27 respectively in the preceding year.

They performed the following outstanding work—

(i) The rovers, scouts and guides participated and performed traffic duties and maintained law and order in the following celebrations in the city.

(a) Prohibition Week from 6th April 1955 to 12th April 1955.

(b) Coconut Day and Ganpati festivals.

(c) Children's Rally held on 24th November 1955 at Braborne Stadium in honour of Shri N. A. Bulgaria and Shri Nikita Khrushchev, leaders of U.S.S.R.

(d) 10th Anniversary Celebrations of Bhagini Samaj Mangaben Bhuleshwar Kendra at Madhav Bag.

(e) Reception to His Imperial Majesty Mohamed Reza Shah Pahlvi Shahenshah of Iran.

(ii) The scout organisation attended, participated and gave programmes in the following functions in the city.

(a) Rally at Shivaji Park held in honour of Smt. Indira Gandhi.

(b) Social Gathering of the West Bombay Local Association held at New Era School on 7th November 1955.

(c) Scout and Guide Week from 4th December 1955 to 11th December 1955. Collected Rs. 200 as Kharikamai.

(d) "Tom Two Arrows" show organized by the United States Information Service on 5th March 1956

(iii) The scouts of our organization attended the following training camps.

(a) 127 rovers attended the training camp at Byrambaug Jogeshwari presided over by Shri P. R. Nayak, Municipal Commissioner.

(b) 54 scouts attended the Annual Association camp at Kurla from 24th December 1955 to 27th December 1955 organized by the West Bombay Local Association.

(c) 20 Scouts attended the camp for socially handicapped children organized by the Y.M.C.A. at Khandala for 3 days.

(d) The scout organizer was deputed to attend A. D. C. Camp at Taradevi, Simla, in the months of September and October 1955.

Maternity Unit.—The maternity unit attached to the Chembur welfare centre continued to do useful work. The ante-natal and post-natal clinics at the maternity unit were in charge of a qualified lady doctor. There were 2,045 ante-natal cases, 250 post-natal, 110 confinement cases, 6 confinement cases at home, and 1,969 cases of minor ailments.

Miscellaneous.—(1) At the request of the Bombay City Prohibition Committee, the Labour Officer worked on the said committee as one of its members.

(2) The Labour Officer participated in the seminar "Grievances and their settlement", at the invitation of the Tata Institute of Social Sciences, Bombay, on 17th February 1956.

F. A. IRANI,
Labour Officer.

PUBLIC RELATIONS DEPARTMENT

Upto the time the Public Relations Department started functioning from 6th February 1956, there were two important sections doing public relations work in one or the other respect, viz., the Propaganda Section and the Ward Officers, dealing with publicity and propaganda for the Public Health Department and liaison work respectively. However, both the above sections were merged into the Public Relations Department and certain additions and alterations were made in the new set-up.

The Publicity Section disseminated knowledge on health, hygiene and clean living among the citizens through posters, leaflets, health exhibitions, film shows, meetings, etc. The Section also helped the vaccination and inoculation work of the Health Department and organised Health Weeks and cleanliness campaigns. This Section prepared and distributed health education materials like posters, leaflets, show-cards, models, etc., maintained a Public Health Museum at Princess Street and Health Stalls and Civic Sense Gallery at Victoria and Albert Museum. The Publicity Section also carried out special activities like sending Itinerary Exhibits to Municipal Schools, producing documentary films on health and displaying hoardings on civic sense on public conveniences and tramcars, in addition to other normal activities.

SPECIAL ACTIVITIES

In addition to the normal activities described above, the Section sent out to Municipal Schools Itinerary Exhibits specially designed for use of the Municipal School children.

Intensive propaganda was carried out regarding immunization against diphtheria amongst school children and special models were prepared for the purpose. Diphtheria was also the theme of the float prepared for the Republic Day.

In order to popularise the Mahatma Gandhi Memorial Olympic Swimming Pool suitable slides were prepared and released to the theatres.

The following are some of the important activities :—

- (1) A documentary on Positive Aspects of Health entitled "Way of Life" was produced departmentally for the first time.
- (2) 12 hoardings on civic sense were fixed on the public conveniences in the City and 12 additional mobile hoardings on the same subject were displayed on tram cars.

Details of the normal activities carried out by the Section in Greater Bombay during the year are given below :—

Nature of activity	Approximate number of persons benefited.
(1) 429 Health Education Film Shows	... 3,19,035
(2) 245 Mass Vaccination Campaigns	... 58,337
(3) 92 Mass T. A. B. Inoculation Campaigns	... 15,246
(4) 69 Intensive Cleansing Campaigns
(5) 10 Sectional Health Exhibitions	... 61,600
(6) Attendance at the Public Health Museum	... 73,500
(7) Attendance at the Albert Museum Stall	... 1,50,000
(8) Posters displayed and distributed	... 19,500
(9) Leaflets and folders distributed	... 28,600

The Ward Officers dealt with the complaints received from the public regarding buildings, drainage, sanitation, water supply, etc. Similarly references regarding sanitary defects, shortage of water supply to roads and buildings, chokes in drains, etc., noticed by the Ward Officers and the Assistant Public Relations Officers on their daily rounds were made to the concerned departments for necessary action. These complaints and references were also followed up to see that they were attended to by the departments satisfactorily. A complete record of all the complaints received was maintained.

Heads	North	South
Building	... 1,097	1,189
Drainage	... 454	315
Sanitation	... 1,017	1,118
Water Supply	... 692	1,116
Miscellaneous	... 227	132

N. A. MISTRY,
Public Relations Officer.

Mahatma Gandhi Memorial Olympic Swimming Pool

On the expiry of the contract of Shri K. F. Golwalla with the Bombay Municipal Corporation for the running of the Mahatma Gandhi Memorial Olympic Swimming Pool, Cadell Road, Mahim, the administration of the Pool was taken over under its direct control by the Corporation with effect from 1st May 1955 and Shri V. G. Sabnis, B.E. (Mech.), Ward Officer (South) was appointed as Officer-in-Charge, in addition to his duties as Ward Officer on a Special Pay of Rs. 100 per month plus Conveyance Allowance of Rs. 25 per month. He held the charge of the Swimming Pool during the year under report.

Administration and Staff.—The administration of the Swimming Pool was reorganised with a view to improving the tone of its administration and efficiency and providing some additional amenities to the members of the Pool, such as, cycle stands, umbrella stands, counter for depositing their valuables in exchange for tokens prior to their entry into the Pool, wooden lockers with adequate capacity to hold their swimming apparel and clothes by replacing the old steel lockers which were exposed to corrosion due to their contact with moisture in the Dressing Rooms, extension or addition of the weekly swimming hours for lady members, installation of a sliding chute. The open plot of land in the north-west corner of the Pool was developed into a garden for members. Loudspeaker arrangement was installed on the pool premises on permanent basis. The right of running a canteen for providing refreshments and drinks to the members of the Pool after strenuous swimming exercise was given to a contractor. At the request of some social workers and medical authorities arrangements were also made, for the first time, to provide during non-working hours swimming exercise, free of charge, to the children crippled by Poliomyelites and certified fit by medical authorities for admission into a public pool.

Most of the staff employed by the ex-contractor Shri K. F. Golwalla, was absorbed in the reorganised set-up of the administration and their service conditions were improved and their emoluments were suitably fixed in the prescribed grades without any monetary loss to them. The staff was augmented, wherever necessary. Some of the part-time posts were converted into full-time wherever necessary so as to improve the amenities and standard of instruction in swimming and aquatic sports.

Sports and Functions.—With a view to popularising the activities of the Pool, instilling enthusiasm and promoting interest in the members patronising the Swimming Pool “Long Distance Sea Race” and “The Anniversary Day” were performed on 26th February 1956 and 27th April 1955 respectively when winners were awarded suitable trophies. In addition Water Polo matches were held with the teams of local clubs. The Pool premises were given for use, free of charge to the Bombay State Aquatic Association and the University of Bombay for holding their Annual State and University Sports respectively. The reservation of the Pool was also allowed to College/School parties etc. for aquatic activities. Four members of the Pool selected by the Bombay State Aquatic Association as a result of their Annual State competitions were sent, at Municipal cost, for participation in the All India Games at Calcutta.

Fees.—The following is the revised schedule of fees in force :—

	Entrance fee Rs. 5	Rs.	
Quarterly	...	8	} For swimmers only.
Yearly	...	30	
Special Class (Quarterly)	...	20	
Instruction Fee for beginners over the usual fees	...	10	
For Scouts and Guides of the Bombay State Bharat Scout and Guides Association joining in a batch of at least 15.			} ½ of the above fees (with usual Entrance fees).
Casual Visitors (Swimmers only)	...	0 8 0	per dip
Labourers and Factory Workers (Swimmers only) on Thursday	...	0 1 0	per dip
Visitors to the Gallery	...	0 1 0	per person
Reservation charges	...	30 0 0	per hour
Reservation charges (educational institutions)	...	100 0 0	per month for 2 hours a week.
Bonafide Students (as casual swimmers only):—	...	0 4 0	per dip
Family concession (Yearly only)	} with usual entrance & instruction fees.
1st Member	...	30 0 0	
2nd Member	...	27 0 0	
Every additional member	...	24 0 0	
Guest Coupon	...	0 10 0	per coupon
Members' Guest Coupon Book containing five coupons	...	3 0 0	per book.

Collection of fees etc. at the Swimming Pool during the year under report amounted to Rs. 74,215 approximately.

V. G. SABNIS
Officer-in-Charge,
M.G.M.O. Swimming Pool.

PART I

INDEX

	PAGE
Accident Cases—Bai Yamunabai L. Nair Charitable Hospital ...	334
Motor and Mill—King Edward VII Memorial Hospital ...	308, 317
Advances—	125
Advertisements—Licence department ...	292
Advisory Medical Board—Bai Yamunabai L. Nair Charitable Hospital ...	333
King Edward VII Memorial Hospital ...	307
Ambulance—Fire Brigade ...	267
Artist Section—Topiwala National Medical College ...	340
Asphalt Plant ...	211
Assessor and Collector—Report of the ...	185
Bai Yamunabai L. Nair Charitable Hospital—Report of the Dean ...	333
Do. Statistical statements ...	333-348
Balance Sheet (Revenue)—Prepared by the Chief Accountant ...	75
Beds—Distribution of—Bai Yamunabai L. Nair Charitable Hospital ...	334
King Edward VII Memorial Hospital ...	307
Municipal General Hospital, Sion ...	353
Beds No. of—Bai Yamunabai L. Nair Charitable Hospital ...	334
King Edward VII Memorial Hospital ...	307
Municipal General Hospital, Sion ...	353
Blood Bank—Bai Yamunabai L. Nair Charitable Hospital ...	335
King Edward VII Memorial Hospital ...	309
Bombay Municipal Servants Act 1890—Cases under ...	43
Building Branch—Report of the ...	218
Bursts & Leaks to Trunk Mains ...	251
Capital Account—Figures of... ..	51
Chawls—Municipal Statement of Capital cost of ...	245
Chief Accountant—Report of the ...	45
Chief Librarian—Report of the ...	283
Chief Officer—Fire Brigade—Report of the ...	265
City Engineer—Report of ...	201
Colleges—G. S. M. College—Report of ...	312
Nair Hospital Dental College—report of ...	349
Topiwala National Medical College—Report of ...	336
Compressor Stations ...	215
Construction Branch—Hydraulic Engineer's Department ...	257
Construction Branch ...	206
Controller of Stores—Report of the ...	287
Co-operative Credit Society Ltd.—King Edward VII Memorial Hospital ...	312
—Schools Committee ...	379
Curator—Victoria and Albert Museum—Report of the ...	281
Dadar Purification Works—Report of the ...	215
Debt charges—Allocation of Chief Accountant's Report ...	49
Bai Yamunabai L. Nair Charitable Hospital—Report of the ...	334
King Edward VII Memorial Hospital—Report of the ...	308
Nair Hospital Dental College—Report of the ...	349
Seth Goardhandas Sunderdas Medical College—Report of the ...	331
Topiwala National Medical College—Report of the ...	336
Departmental Heads—List of the ...	5
Departmental Accounts—Statement of ...	127
Dispensaries—Outside City Division ...	252
Distribution Branch—Water Department—Improvement of the System ...	255
Drainage Purification Works ...	215
Drainage Schemes ...	215
Drawback claims—Assessment Department ...	187
Education—	
Free and Compulsory ...	375
Physical ...	376
Primary—Government Grant on ...	377
Upper Primary Education—Expenditure on ...	377
Vocational ...	375
Ejectments—Suits for ...	236
Ejector Stations ...	217
Election—Rolls ...	193
Election and Town Duty Officer—Report of the ...	193

	PAGE
Estate Agent and Land Manager—Report of the ...	229
Evaporation losses at lakes ...	251
Expenditure—Revenue account ...	47
Expenditure—Statement of ...	69
Ex-Trusts and Municipal Estates—Review of the ...	232
Factories—Permit ...	226
Family Health Centre—King Edward VII Memorial Hospital ...	310
Fees for admission to Victoria and Albert Museum ...	281
Fire—Alarms ...	265
Fire—Appliances ...	265, 275
Fire—Calls ...	265, 268
Loss of life, properties ...	265, 272
Serious Fires ...	265, 269
Fires—Summary of ...	272
Flood Gates ...	218
Flooding ...	214
Footpaths ...	207
Funds—Special Statement of ...	77
Gardens—Outside City Division—Hydraulic Engineer's Department ...	252
Gardens—Victoria Gardens ...	277
Amenities for Children—Amusement ...	277
Income and Expenditure ...	277
Music Programme ...	277
Sites ...	277
General Account Pertaining to Estates Agent and Land Management—Statement of ...	246
Ground rent— ...	234
Gymkhana—Seth Goardhandas Sunderdas Medical College ...	313
Topiwala National Medical College ...	340
Hawkers—Licence Department ...	391
Heads of Departments—List of the ...	5
Health Department—Report of—See Part II ...	Part II
Hostels—Seth Goardhandas Sunderdas Medical College ...	313
Topiwala National Medical College ...	337
House drains Municipal—Engineering Department ...	206
Housing Accommodation—Municipal ...	202
Housing—Dishousing and Rehousing—Extrust Estates ...	232
Hydraulic Engineer—Report of the ...	251
Ibcons Ltd.—See Standards Branch
Improvement Schemes Account ...	50
Income—Statement of ...	64
Revenue Account—Water Works ...	116
Investments ...	49
Island of Bombay—Map of the Zones of water supply ...	261
Joint Councils—Labour Department ...	387
King Edward VII Memorial Hospital—Report of the ...	307
Labour Officer—Report of the ...	387
Labour Staff—Number of the ...	387
Labour Relations—Report regarding the ...	387
Lakes—Statistics of— ...	252
Powai ...	262
Tansa ...	252, 262
Tulsi ...	252, 262
Vehar ...	252, 262
Land—Acquisition of ...	229
Municipal—Disposal of ...	232, 233
Sale proceeds of ...	47
Layouts—Changes in the ...	231
Leases—Long term ...	233
Short term ...	234
Temporary ...	236
Legal Department—Report of the ...	367
Libraries—Municipal ...	283
Books and Magazines—Classification and Cataloguing of ...	283
Circulation of ...	283
Purchase of ...	283
Municipal Teachers' ...	379
For Patients in K. E. M. Hospital ...	310
Seth Gordhandas Sunderdas Medical College ...	312
Topiwala National Medical College ...	337
Licences—Licence Department ...	291
Lighting of Public Streets ...	210

	PAGE
Loans—Allocation of	48
Mahatma Gandhi Memorial Olympic Swimming Pool—Report of	393
Mains—New—laying of the	255
Maintenance Branch—Hydraulic Engineer's Department	253
Maintenance Branch—City Engineer's Department	208
Manager, Municipal Printing Press—Report of	303
Master Plan for Greater Bombay	205
Mechanical Branch—Report of the	221
Medical Aid—Hydraulic Engineer's Department	253
Medical Assistance to Municipal Employees—Scheme of	388
Medical Inspection of School Children—School Health Services	379
Medical Superintendent—Municipal General Hospital, Sion—Report of the	353
Do. —Group of T. B. Hospitals, Sewri—Report of the	361
Meter Revenue from	256
Meters—Details of	257
Repairs to	253
For Domestic Supply	257
Monuments and Statues—Public	209
Museums—Seth Gordhandas Sunderdas Medical College	312
Topiwala National Medical College	338
Victoria and Albert Museum	281
Nurses' Welfare Fund—King Edward VII Memorial Hospital	309
Nursing Staff Bai Yamunabai L. Nair Charitable Hospital	335
King Edward VII Memorial Hospital	308
Outside City Branch—Report of the	251
Patients—Number of—Bai Yamunabai L. Nair Charitable Hospital	333
King Edward VII Memorial Hospital	307
In-patients—Summary of—King Edward VII Memorial Hospital	307
Out-patients—	
Bai Yamunabai L. Nair Charitable Hospital	334
King Edward VII Memorial Hospital	307
Poor patients—King Edward VII Memorial Hospital	
Relief to	309
Physiotherapy Department—King Edward VII Memorial Hospital	310
Poor Box Charity Fund—King Edward VII Memorial Hospital—Donations to	309
Municipal General Hospital, Sion	354
Poor Patients Fund—Bai Yamunabai L. Nair Charitable Hospital	335
Printing Press—Report of the	303
Private Buildings—Construction of	218
Projections—Unauthorised—Removal of	219
Properties in the City—No. of in charge of Estate Agent and Land Manager's Deptt.	231
Public Relations Department—Report of	391
Pumping Stations—Construction of	217
Purification Works, Dadar,	215
Dharavi	216
Love Grove	215
Rain fall—Graph showing the	262
Rateable Value—Complaints	188
Incidence of	185
R. C. Urdu Training Institute for lady teachers	373
Refrigeration plant—Arthur Crawford Market	221
Refuse—Removal of	224
Rents—Chawls—	234
Ground Rent—Commutation of	234
Semi Permanent Sheds	235
Suits for recovery of	236
Research Inquiries—Seth Gordhandas Sunderdas Medical College	312
Revenue Account—Income and Expenditure	62
Revenue Surplus—Statement of—	62
Riot Tax—	188
Roads—Maintenance Branch—Construction of—	203
New ones taken over for maintenance	209
Special—Schemes (Estates and Land Management Department)	231

	PAGE
Road Rollers—	209
Rolls—Supplementary Election	193
Schemes—Town Planning	225
Schools—Aided—	374
Expenditure incurred by—	375
Grants to—	374
School Buildings—Municipal—	373
Schools Clinic—King Edward VII Memorial Hospital	309
Schools Education—Municipal—Classes—	371
Prizes—Trust Fund	373
Pupils—Average cost per pupil—	385
Number of—	371, 38
Scholarships—	373
Teachers—General information	371
Scholarships to the Children of Municipal Employees—Statement of	388
Schools—Unaided Recognised	375
Vocational	375
General information	379
Scout Movement—Boy Scouts	377
Girl Scouts	377
Secretary—Municipal—Report of the—	1
Schools—Report of the Education Officer	371
Set-backs	219
Seth Gordhandas Sunderdas Medical College—Report of the Dean—	312
Sewage disposal plants	226
Shops and Establishments—Report of	295
Sinking Funds	49, 103, 15
Skin and Venereal Department—King Edward VII Memorial Hospital—Statement of...	323
Slum Clearance	204
Solicitor to the Corporation—Report of the—	367
Special Engineer—Report of the—	195
Standard Branch—Assessment and Collection Department	188
Chief Accountant's Department	45
Hydraulic Engineer's Department	259
Statues and Monuments—Public	209
Stock Verification—Central Stores—Report of	50
Stores—Statement of details—	290
Stores Transactions—Statement of	289
Storm Water Drains—Construction of—	207
Streets lighting—Public—	210
Streets—Name boards of—	209
Strikes—Sudden Stoppage of Work—Labour Relations	41, 387
Students—Seth Gordhandas Sunderdas Medical College—Admissions—	312
Topiwala National Medical College—Admissions	336
Topiwala National Medical College—Examination Results—	337
Nair Hospital Dental College—Admissions	349
Sub-vention Scheme	214
Superintendent—Bai Yamunabai L. Nair Charitable Hospital—Report of the	333
Gardens—Report of the	277
Licences, Shops and Establishments—Report of the	291
Markets and Slaughter Houses—Report of the	297
Municipal General Hospital, Sion,—Report of the	353
Surplus Cash Balance	45
Survey and Design Section—Hydraulic Engineer's Department	258
Tansa Lake—Statistics of	262
Taxes—Collection of	187
Demand of	187
Exemption from General tax—	187
Outstandings	187
Property taxes	185
Rates of	185
Refunds	187
Riot tax	188
Urban Immoveable Property Tax	188
Wheel Tax	185

	PAGE
Teaching Staff—Nair Hospital Dental College	350
Seth Gordhandas Sunderdas Medical College	318
Topiwala National Medical College	340
Tenements—No. of	185
Town Duties—Collection	193
Refund	193
Revenue	193
Town Planning Schemes—	225
Town Planning Scheme—Mahim	225
Traffic Islands—	211
Tramways	210
Trolley track	252
Trunk Mains—Bursts and Leaks	251
Tulsi Lake—Statistics of	262
Unions—Names of—	387
Vaitarna—Cum—Tansa Scheme—Report of Special Engineer	195
Dam	195
Vehar Lake—Statistics of	262
Vehicles—No. of	185
Veneraeal and Skin Department—King Edward VII Memorial Hospital	323
Visitors No. of to—Lakes	252
Libraries—	285
Museum	282
Victoria Gardens	277
Waste prevention Water Supply—	256
Water—Sterilization of—	252
Water Charge—Compounded—	256
Water Connections—No. of the	257
Water—Distribution of—	253
Water fittings—Testing of—	256
Water Mains—Bursts and Leaks—	251
Water Supply—Average of	260
Disconnecting the—	256
Hours of—	263
Sources of	251
Statistics of	251, 260
Sterilization of—	252
System of—	251
Works of—General nature	259
Inside City Division	253
Welfare Branch—Report of the	388
Workshops Foundry	221
Workshops—Municipal—Report of	221
X-Ray and Electro Therapeutical Report—King Edward VII Memorial Hospital	323
do. do. —B. Y. L. Nair Charitable Hospital	345
Zoning	225
Zoo—Victoria Gardens—Livestock in the—	277
Zoo—list of animals in the	278

PART II

CONTENTS

PAGE.

I.—REVIEW OF THE YEAR—

(1) Outstanding features	1
(2) Population	1
(3) Area and density of population	1
(4) Meteorology	1
(5) Rainfall	1
(6) Births and deaths	1

II.—PUBLIC HEALTH ADMINISTRATION—

Divisions of the city and distribution of the staff—

(1) Sanitary state of the city	2
(2) Unwholesome food. Notices under Municipal Act and prosecution	3
(3) Registration of vital statistics	3
(a) Births and birth-rate	3
(b) Deaths and death-rate	3
(c) Deaths by sex and age	3
(d) Deaths by causes	3
(e) Certification of causes of deaths	3
(f) Deaths by months	3
(g) Deaths by sections	3
(h) Copies of birth and death registry	3
(i) Infant mortality	3
(j) Maternal mortality	4
(4) Control of communicable diseases—	
(a) Notification	4
(b) Plague	4
(c) Smallpox	4
(d) Cholera	4
(e) Influenza	4
(f) Enteric fever	4
(g) Acute anterior poliomyelitis	4
(h) Diphtheria	4
(i) Cerebro-spinal meningitis	4
(j) Tuberculosis	4
(k) Venereal disease	5
(l) Leprosy	5
(m) Malaria, anti-malaria and insecticidal measures and disinfection	5
(5) Hygiene—	
(i) Maternity homes and ante-natal, etc. clinics	6
(ii) Family planning clinics	7
(iii) School medical inspection	7
(7) Medical relief	8
(8) Public health propaganda and Education	9
(9) Standards Branch	9
(4) (A) Report of the Medical Superintendent, Arthur Road	10
(6) Report of the Municipal Analyst	12
(4) (B) Report of the Superintendent of Vaccination	13

Tables ... 14 to 75

DIAGRAMS—

Facing page

A.—Annual total deaths by causes, 1914-1955	1
B.—Annual death rate 1901-1955	2
C.—Death rate from principal causes	3
D.—Infant mortality rate 1881-1955	4
E.—Maternal mortality rate 1946-1955	5
F.—Climatic conditions in Bombay in 1955	6
F.—Daily mean births and deaths in 1955	7
G.—Stegomyia Index January to December 1955	8
H.—Annual admission of cases in Arthur Road Hospital	10

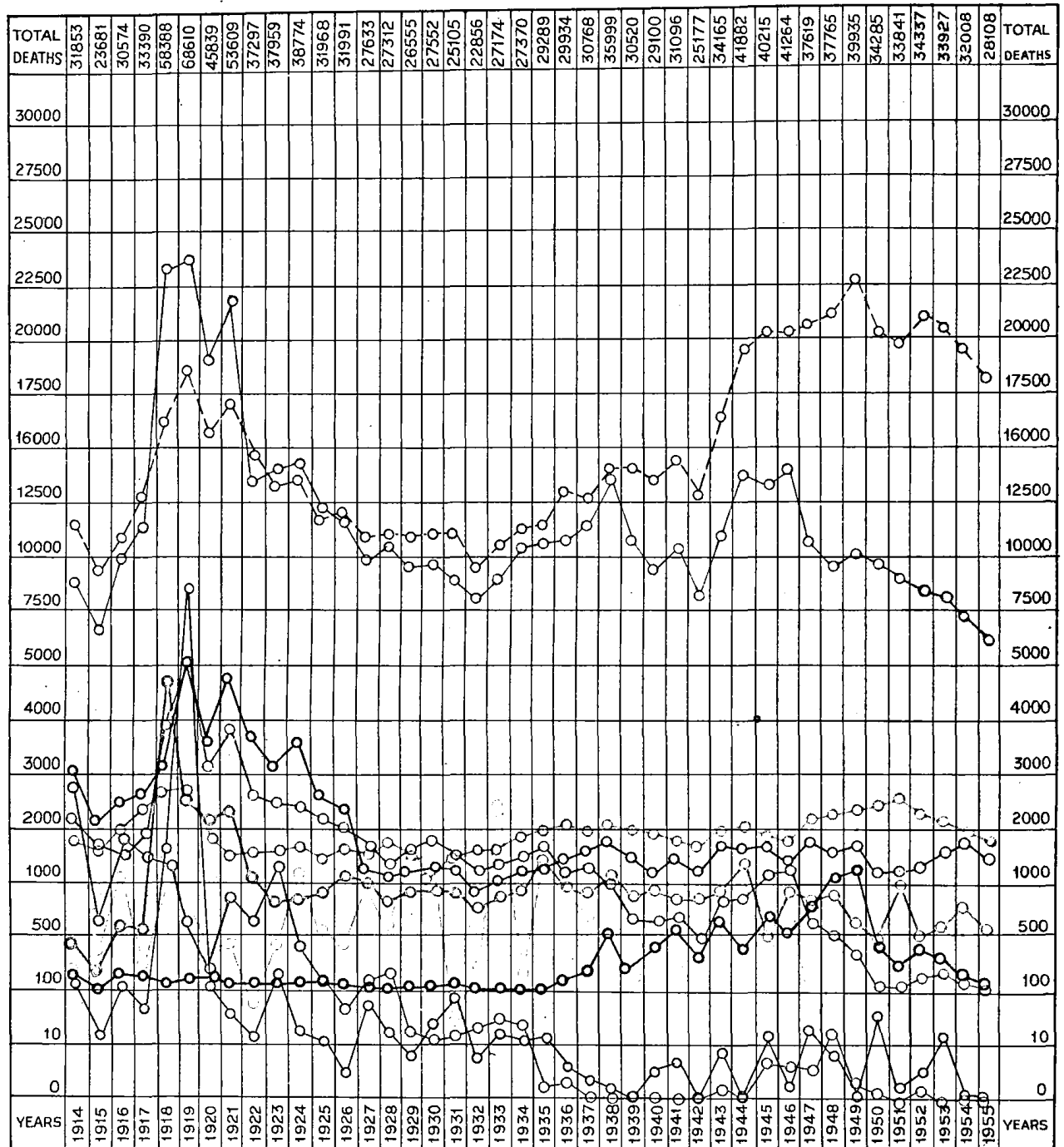
SUMMARY OF STATISTICS

FOR THE YEAR 1955

1.	Area of Bombay city and Island	26.189 Sq. miles (16751.42 acres)
2.	Density of population per acre	139
3.	Population	Census of 1951	23,29,020
		Mid-year estimated	26,92,646
4.	Total live births registered	66,575
5.	Birth rate per 1,000 population	Census 1951	28.6
		Mid-year estimated	24.7
6.	Total deaths	28,108
7.	Death rate per 1,000 population	Census 1951	12.1
		Mid-year estimated	10.4
8.	Total deaths among infants (under 1 year)	7,897
9.	Infant deaths per 1,000 live births	118.6
10.	Maternal deaths	67
11.	Maternal death rate per 1,000 births (including still-births)	0.96
12.	Maternal death rate per 1,000 live births	1.0
13.	Still births	2,921
14.	Plague—deaths	Nil.
15.	Cholera—deaths	Nil.
16.	Smallpox	(a) deaths	44
		(b) death-rate	0.02
17.	Influenza	(a) deaths	3
		(b) Death-rate	0.0
18.	Tuberculosis	(a) deaths	1,934
		(b) death-rate	0.83
19.	Acute Anterior Poliomyelitis	(a) deaths	10
		(b) death-rate	0.0
20.	Diphtheria	(a) deaths	171
		(b) death-rate	0.07
21.	Typhoid	(a) deaths	211
		(b) death rate	0.1

DIAGRAM "A"

ANNUAL TOTAL DEATHS FROM DIFFERENT CAUSES IN BOMBAY CITY 1914-1955



- | | | | | |
|----------|--------------|---------------------------|---------------------------------|-------------------------------|
| SMALLPOX | PLAGUE | TYPHOID | RESPIRATORY DISEASES | AGUE & REMITTENT FEVERS |
| CHOLERA | TUBERCULOSIS | OTHER INFECTIOUS DISEASES | DIARRHOEA ENTERITIS & DYSENTERY | OTHER NON-INFECTIOUS DISEASES |



Anti-Diphtheria Immunization of the Municipal School Children

ANNUAL REPORT OF THE EXECUTIVE HEALTH OFFICER FOR THE YEAR 1955.

Dr. V. V. Puri, M.B.B.S., D.P.H., D.T.M., held the post of the Executive Health Officer throughout the year.

REVIEW OF THE YEAR

(1) Outstanding features—

(i) As the incidence of diphtheria increased during the recent years, the scheme for active immunization of the susceptible population against diphtheria with P.T.A.P. was started during the year.

Contacts visiting the cases of the disease admitted to the City Fever Hospital, Arthur Road, were immunized at the hospital and were followed up for the second immunizing dose at their homes, where other contacts who had missed inoculation at the hospital were also immunised by the District Inoculators.

Immunization centres were opened at the five Municipal Maternity Homes for the benefit of infants and children up to pre-school age. Similar centres will be started at 15 Municipal General Dispensaries shortly for other children.

Besides, the Municipal school children were immunised through the School Medical Inoculation Staff. The response was encouraging.

(ii) The schemes for enforcing compulsory primary vaccination and periodical re-vaccination and compulsory inoculation against Typhoid were under consideration.

(iii) A scheme for carrying out periodic medical examination of cook-mates employed and to be employed in eating-houses in Greater Bombay was under consideration. The examination will include clinical and bacteriological examination of blood, urine, faeces, sputum, etc., as also physical examination and screening at Municipal General Hospitals, and such of them as may be found fit for employment will be granted a certificate, on production of which alone they will be eligible for employment in eating houses.

(iv) There was also a proposal for classifying eating houses in Greater Bombay in 3 classes, viz., I, II and III class, according to the degree of sanitation and hygienic conditions maintained by their managements. In case of any eating house which cannot be included even in III class, no license will be granted and the party will be prosecuted for carrying on trade without a license till he either vacates the premises or improves the condition of the eating house, so as to be fit to be included in at least III class.

(v) The mobile squad continued to take samples of food by surprise raids. An experiment to arrest and prosecute the offenders on the very day the sample was taken was carried out for about 2 months and was found to be successful. This had, however, to be discontinued due to repeal of Prevention of Adulteration Act. The mobile squad also took samples on Sundays, holidays and at odd hours early in the morning and even at night. All these measures have helped in raising the percentage of detection of adulteration which has risen from 28 per cent. in 1953 to 56.5 per cent. in milk alone.

(vi) Costly drugs and injections have been provided at the Municipal General Dispensaries for the benefit of the patients. Proposals were under consideration for improving and expanding the services at these dispensaries, by providing facilities for X-ray, screening, eye and E.N.T. departments, infra-red and ultra-violet, diathermy etc., and also for starting one session Ayurvedic dispensaries at some dispensaries. Immunization against smallpox, typhoid, cholera, etc., was carried out at all dispensaries and arrangements were under contemplation for provision of immunisation against diphtheria with P.T.A.P.

(viii) There were seventeen family planning clinics. Efforts are made to start more and more clinics. Facilities for sterilisation operations are available at the five Municipal General Hospitals.

(ix) The leprosy control problem in Greater Bombay has now been dealt with under the Greater Bombay Leprosy Control Scheme. Five clinics were started from 1st November 1955 four in the city and one in suburbs for the diagnosis and treatment of leprosy. Two doctors, 5 health visitors, 3 ward boys and an experienced clerk were appointed under the scheme, the expenditure being shared equally by the Bombay Municipal Corporation, the State Government and the Gandhi Memorial Leprosy Foundation, Wardha. The capital expenditure on account of building, etc., is being borne by the Municipality.

(x) Under the Sunday Milk Scheme, milk was served to children below 12 years of age at various centres on Sundays, irrespective of whether they were municipal school children or not. More than 30,000 children took advantage of the scheme at 44 centres every week. The scheme is being extended gradually.

(2) **Population.**—The population figure of the city viz., 23,29,020 as per the census of 1951 (table 1), was taken as the basis for rates for vital statistics in this report. The mid-year estimated population of the city was 26,92,646.

(3) **Density of population.**—The area of the city is 26,189 square miles (16,751.42 acres) with the density of the population at 139 per acre (table 2).

(4) **Meteorology.**—Meteorological data for the year is given in table 3.

(5) **Rain fall.**—The total rain fall in inches recorded at the Colaba Observatory was 88.64 as against 137.08 in 1954 and 93.57 in 1953. It was above normal by 17.43 inches. Rain fell on 116 days as against 108 in 1954 and 103 days in 1953. The highest monthly rain fall was 34.75 inches in August as against 51.56 inches in July 1954.

(6) **Births and deaths.**—66,575 live births and 28,108 deaths were registered as against 63,072 live births and 32,008 deaths in the previous year. The rates of births and deaths per 1,000 of the census population were 28.6 and 12.1 respectively and 24.7 and 10.4 respectively per 1,000 of the mid-year estimated population.

PUBLIC HEALTH ADMINISTRATION.

(1) **General sanitation.**—This included inspection and supervision of premises including factories and licensable trades. Steps were taken to remedy sanitary defects detected and provide sanitary conveniences, wherever necessary.

For sanitary administration, the city is divided into 7 wards, A to G, under five Assistant Health Officers, further sub-divided into 51 sections, each in charge of a Medical Assistant or a Sanitary Inspector. These 51 sections are so grouped as to form 18 sanitary districts each in the charge of a Medical Inspector of whom 10 attend to the registration work of births and deaths at ten districts in addition to their other duties.

The Conservancy Branch has been recently put under the administrative control of the City Engineer so as to have different services such as cleaning of roads and gullies, collection and removal and disposal of refuse and maintenance of conservancy vehicles under unified control of one officer.

A Conservancy Board, informally set up, comprising the Municipal Commissioner, the City Engineer, the Executive Health Officer, is to meet at intervals to ensure that all aspects of Conservancy work are dealt with in an efficient manner. Thus the importance of conservancy to the maintenance of public health is duly recognized and observed in day to day working.

(2) **Food Sanitation.**—This included control over adulteration, supervision over the articles exposed for sale by food-handling establishments, destruction of unwholesome food, etc.

For the control of milk and other foodstuffs 3 sanitary inspectors and 10 milk sub-inspectors were detailed. The work of sampling of milk and other food-stuffs was carried out by this staff. A special mobile squad consisting of 1 Sanitary Inspector and 4 Milk Sub-Inspectors took samples of food-stuffs and destroyed unwholesome foodstuffs detected during the surprise visits to the establishment all over the city daily. With the establishment of this squad the percentage of detection of adulteration of milk has risen to 56.35 per cent. as against 55 per cent. during the previous year.

(3) **Registration of vital statistics.**—This comprised the registration of births and deaths in the city, maintaining records of vital statistics affecting the health of the city, and also regulation of places for the disposal of the dead bodies and providing new places for the said purposes, etc.

(4) **Control of communicable diseases.**—This covered measures taken for the prevention of diseases such as small-pox, etc., provision of hospitals for isolation and treatment, making arrangements for immunization of the public, etc.

Cases of infectious diseases (except tuberculosis and leprosy) were treated at the Municipal Infectious Diseases Hospital at Arthur Road, which is under a Medical Superintendent. The staff was supplemented from time to time temporarily to cope with the increase in the number of patients. The Honorary staff rendered very valuable service whenever needed.

Cases of tuberculosis were treated at the Municipal Group of Hospitals for Tuberculosis at Sewri. Admissions to these hospitals were regulated through the out-patient clinic at Princess Street. Out-patients were also treated at the clinics at Foras Road and Lalbaug.

Veneral diseases cases were treated at the special clinic at Bellasis Road, which is under a Medical Officer.

The non-infectious types of leprosy cases were treated at the Municipal general dispensaries but other cases were directed to the clinic conducted by the Board of Management of the Acworth Leprosy Home, Wadala.

The anti-malaria and insecticidal services were carried out by the Insecticide Officer.

Measures regarding the preventive vaccination against small-pox were carried out, under direction of the Superintendent of Vaccination.

(5) **Maternity and Child Welfare.**—Ante-natal care at birth, care during infant and pre-school life was rendered to the public through the 5 Municipal maternity homes under the charge of lady medical officers with a staff of 25 nurses and 20 health visitors. The medical officers attended the clinics attached to their respective Homes and 10 subsidiary clinics. The maternity unit at Dharavi was in the charge of two trained health-visitors under the guidance of one of the medical officers. Instructions and advice in spacing of births were given at 17 family planning clinics. A Supervising Medical Officer (Maternity) supervised these activities.

School health work included medical inspection of municipal school children as well as correction of defects noticed in such inspections.

(6) **Municipal Laboratory.**—The analysis of samples of food, Municipal water supply and of clinical specimens was carried out in the municipal laboratory in charge of the Municipal Analyst.

(7) **General medical relief.**—General medical relief was administered through 24 free dispensaries (two Ayurvedic) under 26 medical assistants, one mobile dispensary unit, 6 dispensaries for women and children under 3 part-time lady doctors, 1 eye hospital and an eye dispensary under 2 honorary surgeons and one senior nurse.

(8) **Health education** was carried out by the publicity section in charge of the Propaganda Officer through all modern publicity media.

(1) GENERAL SANITATION.

Sanitary condition of the city was on the whole satisfactory throughout the year. Insanitation where detected, was *inter alia*, due to insufficiency of sewers and continuance of the basket-privy system, high density of houses and persons per acre, and practical difficulties such as absence of proper access, etc., in the way of rendering adequate conservancy services, both as regards the removal and disposal of refuse and also shortage of water supply. About 803 basket privies still remained to be converted into the full-flushing system which was kept pending due to the impending town planning schemes.

DIAGRAM B
ANNUAL DEATH RATE IN BOMBAY CITY
(1901-1955)

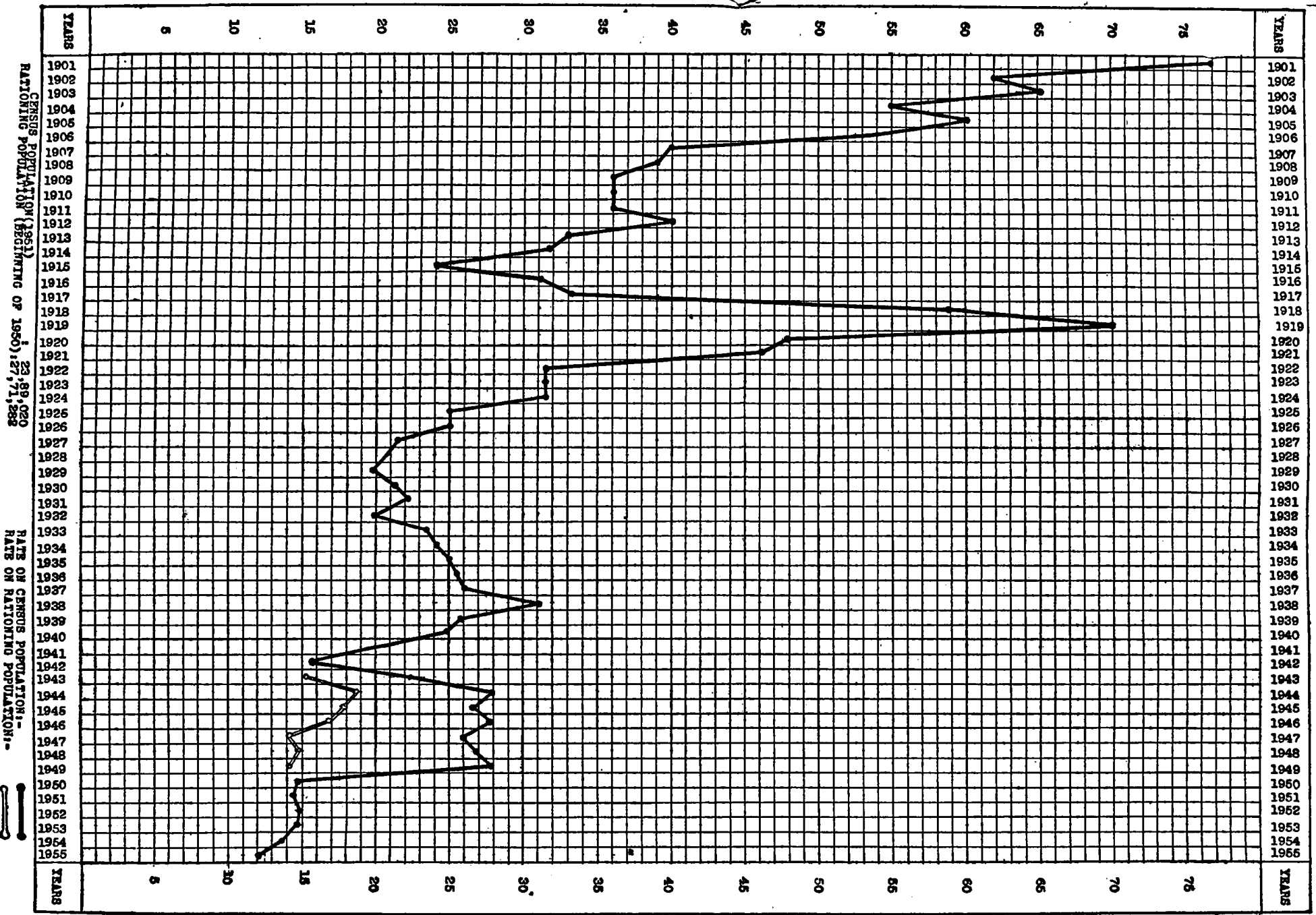



DIAGRAM C

DEATH RATE PER 1000 POPULATION FROM PRINCIPAL CAUSES IN BOMBAY CITY IN 1955 AND THE DECENNIAL AVERAGE 1945-54



1945-54

1955

Water supply.—The supply to the city was chlorinated. Apart from occasional complaints from individuals as regards unwholesome water supply at certain points of the distribution system, there was no cause for complaint.

Drainage.—The Mahim area in North Bombay was covered by three town planning schemes, and sewers were already laid in a major portion of the area in the North of Bombay.

Sanitary control of dwellings.—The routine inspection of dwellings for detecting sanitary defects was made by the sanitary inspectors, medical assistants and medical inspectors under the general supervision of the Assistant Health Officers. During the year, 1206 insanitary huts were demolished.

Sanitary inspection.—Details are given in table 4.

Slum areas continued to receive special attention so far as sanitary measures in general were concerned. However with the passing of the amendments to the Bombay Municipal Corporation Act, regarding slum clearance about the middle of 1954, particular attention was paid to slum clearance schemes. The Schemes for slum clearance in Kamathipura were submitted to the Corporation for approval.

Milch cattle stables.—2,522 milch cattle in 13 Stables in E, F and G wards were yet to be removed to the Government milk colony at Aarey.

(2) FOOD SANITATION

(i) A statement regarding the work of inspection of milk is given in table 5.

(ii) Details regarding the destruction of unwholesome food are given in table 6.

(iii) Statements regarding statutory notices and court-cases are given in tables 7 and 8 respectively.

(3) VITAL STATISTICS.

(a) **Birth and birth rate.**—The live births registered during the year were 66,575 which were 3,503 more than in 1954 and 7,737 above the average of the decennium (1945-54). Of the registered births, 34,198 were male and 32,377 female, giving a proportion of 105.6 males to 100 females. The birth rate was 28.6 per 1,000 of population. Details are given in tables, 9, 10, 11 and 12.

The number of still births reported was 2,921 or 4.4 per cent. of live births.

(b) **Deaths and death rate.**—The total number of deaths registered from all causes was 28,108 as against 32,008 in 1954, being 8,412 below the annual average mortality of the preceding 10 years, and 5,572 less than the mean mortality of the preceding 5 years.

The death rate per 1,000 of the population was 12.1. 28 per cent. of the total deaths were among infants below 12 months. Out of these 47.1 per cent. were recorded as due to congenital debility or premature births, or malformation, etc.

The annual number of total deaths from different causes in the city since 1914 is plotted in graph A, facing page 1. Death rates are shown in diagram B, facing page 2.

(c) **Mortality by sex and age.**—Of the 28,108 deaths, 15,754 were among males and 12,354 among females. The excess of deaths among males may be ascribed to the preponderance of males in the population, their number being nearly 63.5 per cent. of the total population. The death rate among females was, however, actually higher than that among males. The male death rate was 10.6 and the female 14.5, as against 12.2 and 16.4 respectively in 1954. (Vide tables, 13, 14 and 15).

(d) **Principal causes of deaths** are given in table 16.

It will be seen from the diagram C facing page 3 that diseases of the respiratory system claimed the highest number of deaths as in the past with a death-rate of 2.3 per 1,000 of population. A large proportion of deaths from respiratory diseases occurred among infants and children under five years of age. Congenital debility and diseases of early infancy constituted the next most fatal cause giving a death rate of 1.6. The causes coming next on the list for the year were old age (1.3) and tuberculosis (0.8).

(e) **Ascertainment of causes of deaths** are given in tables 17 and 18.

(f) **Mortality by months** are given in table 19.

(g) **Details of mortality by sections, etc.,** are given in tables 20, 21 and 22.

(h) **Copies of birth and death registry issued.**—During the year 7506 copies of registry of births and 11,114 copies of registry of deaths were issued. The total fees received for copies of certificates, for searches of birth and death registers for various periods, and for producing records in courts of law, amounted to Rs. 48,732 as against Rs. 32,053 in 1954.

(i) **Infant mortality.**—Deaths among infants under one year of age numbered 7,897 which was 637 less than in the preceding year and 1,505 less than the annual average of the previous decennium. The infant mortality rate for the year was 118.6 per thousand of live births as against 135.3 in 1954.

Of the 7,897 infant deaths, 6223 or 78.8 per cent. were among the infants born in the city and 1,674 or 21.2 per cent. were among those born outside the city (vide table 23). The births of these 1,674 infants were naturally not registered in the city birth registers. If these 1,674 deaths are excluded the infant mortality rate would be 93.5. How much of this reduction in the rate could be set off against the deaths of infants occurring outside the city, though born and registered in the city, cannot be estimated. But in the absence of any specific cause or evidence of emigration the number must be small, and, therefore, the infant death rate after correction for residence would not be much above 93.5 i.e., 25.1 less than the recorded rate of 118.6.

Diagram D facing page 4 shows the trend of infant mortality rate in this city during the last 74 years.

Causes of infant deaths.—It will be seen from table 24 that 5,950 or nearly 75.3 per cent. of the total infant deaths were due collectively to diseases of the respiratory system, infantile debility and premature births as against 6,554 deaths or 76.8 per cent. in 1954. Diarrhoea and enteritis caused 736 deaths, ague and remittent fever and fever not defined 52 deaths and convulsions caused 39 deaths. Deaths from smallpox and measles numbered 9 and 14 respectively, while poliomyelitis caused 3 deaths.

Quinquennial averages.—Compared with the annual average of the preceding five years, the total deaths among infants in 1955 was 1,264 less. An increase of 149 was, however, recorded under diarrhoea and enteritis.

Age of deaths.—*Vide* tables 25 and 26. The infant deaths in the first week of life were 2,570 or 32.5 per cent. and in the age period 1 to 4 weeks, 1,484 or 18.8 per cent. of the total. Thus 4,054 infant deaths or 51.3 per cent. of the total number occurred in the first month of life. In the next two age-groups, *viz.*, 4 weeks to 6 months and 6 to 12 months, the infant deaths numbered 1,941 and 1,902 respectively, constituting 24.6 per cent and 24.1 per cent. of the entire infant mortality. For neo-natal death-rate, see table 27.

Infant mortality by months.—See tables 28, 29 and 30.

(j) **Maternal Mortality rates.**—This rate was 1.0 as against 1.1 in 1954.

Deaths in puerperal state by causes are given in table 31.

4. CONTROL OF COMMUNICABLE DISEASES

(a) **Notification.**—The total notifications of infectious diseases received during the year was 8,461 as against 14,549 in 1954 (*vide* table 32). Of these 8,315 (98.3 per cent.) were from the District Registrars and 146 (1.7 per cent.) were from the medical practitioners.

(b) **Plague** was absent during the year.

Anti-Plague measures.—(i) **Preventive inoculation**—During the year, 30 persons were inoculated against plague, of whom 16 were inoculated at the Haffkine Institute, Parel.

(ii) **Rat destruction.**—The total number of rats caught and destroyed in Greater Bombay during the year was 10,29,673 (including 2,40,834 *Rattus Rattus* and 4,51,492 *Gunnornys Kok*) as against 9,39,386 in 1954. No rat was found plague-infected, *vide* table 33.

Susceptibility of rats to plague.—The Haffkine Institute reported that the susceptibility of rats to plague was as below:—

R. Rattus (House rats)—10.0 per cent. susceptible.

Other anti-plague measures, *viz.*, (iii) **Flea destruction**, especially through D. D. T. dusting of rat holes and D. D. T. spraying on houses, etc., and (iv) **Thorough cleansing of areas** are described at the appropriate places in this report.

(c) **Smallpox** caused 166 attacks (including 28 imported) and 44 deaths (*vide* table 34).

9 deaths from smallpox occurred among children under one year of age, of whom 7 were unvaccinated, the remaining 2 cases seemed to have contracted the disease before they could attain immunity against the disease.

(d) **Cholera** was absent. Preventive measures including food sanitation campaigns were continued 20,729 persons were inoculated against cholera

(e) **Influenza** was recorded as the cause of 3 deaths, as against 4 in 1954 and the annual average 9 for the preceding decennium.

(f) **Enteric Fever.**—The number of notified cases *viz.*, 1937 (including 178 imported), was 278 less than that in 1954. The total number of deaths was 211 as against 232 in 1954. The case mortality rate was 10.9, *vide* tables 35, 36 and 37. 2,20,319 persons were inoculated with T. A. B. Vaccine. Other preventive measures, including D. D. T. treatment as an anti-fly measure; surprise inspection of food establishments etc. destruction of unwholesome foodstuffs, propaganda, etc., were carried out as usual.

(g) **Acute anterior poliomyelitis** caused 77 cases (16 imported) and 9 deaths.

(h) **Diphtheria.**—3,151 cases were notified (*vide* table 38). Of these, 262 were imported, 171 cases proved fatal

(i) **Cerebro spinal meningitis.**—1 case was reported, which proved fatal. During 1954, 6 cases were reported, 4 of whom died.

(j) **Tuberculosis** took a toll of 1934 lives and the death rate of tuberculosis was 0.8 per 1,000 of population, *vide* tables 39 and 40.

The sputum examination of specimens sent by the medical practitioners was undertaken free of charge at the Municipal laboratory.

2,437 cases of tuberculosis were admitted to the Municipal Group of Hospitals for Tuberculosis at Sewri which had an accommodation for 358 in-patients. The cases were admitted as per the waiting list maintained at the Princess Street Tuberculosis Clinic, which served as an out-patients Department of this hospital. There were two clinics at Foras Road and Lalbaug. A. P. and P. P. refills and screening were done at the clinics at Princes Street and Foras Road. The work of construction of an isolation hospital for Tuberculosis patients with a clinic at the Municipal stables at Dadar was nearing completion.

DIAGRAM D

DEATHS IN INFANTS PER 1000 BIRTHS IN BOMBAY CITY (1881-1955)

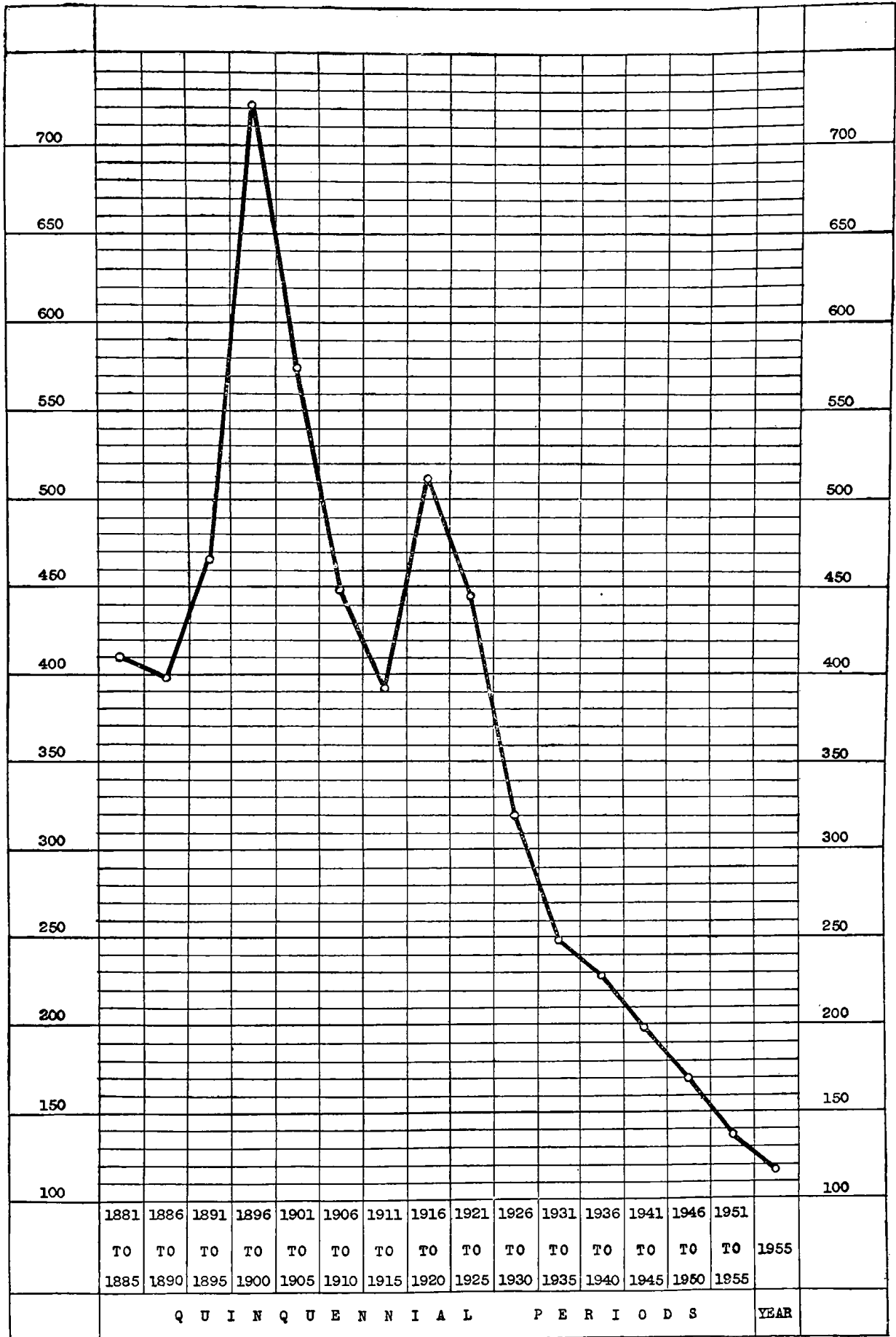
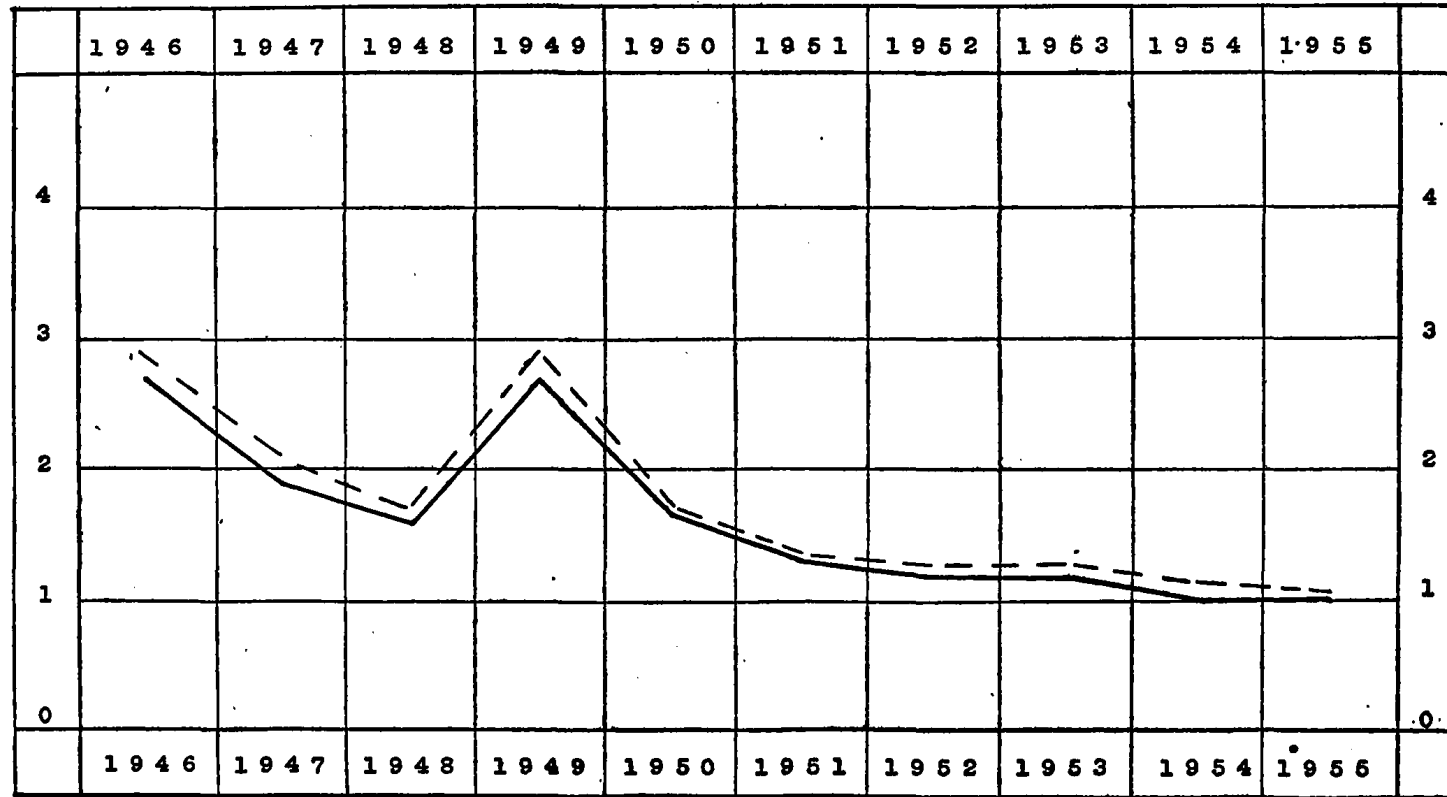


DIAGRAM E

RATE OF MATERNAL DEATHS PER 1000 OF BIRTHS (BOMBAY CITY)

RATE ON LIVE BIRTHS: - - - -
 RATE ON BIRTHS
 (INCLUDING STILL BIRTHS): _____

(1946-1955)



	1946	1947	1948	1949	1950	1951	1952	1953	1954	1955
MATERNAL DEATHS:	154	106	91	171	106	89	88	82	67	67
BIRTHS:	53469	50833	54629	58081	60597	65679	66125	62726	63072	66575
RATE:	2.7	1.9	1.6	2.7	1.7	1.3	1.2	1.2	1.0	1.0
RATE:	2.9	2.1	1.7	2.9	1.7	1.3	1.3	1.3	1.1	1.0

(k) Venereal Disease.*The Venereal Clinic, 254, Bellasis Road.*

The clinic is run on modern lines and is fully equipped for prophylactic, diagnostic, curative and control measures. The principal methods adopted were as follows :—

The importance of **Non exposure to infection** was emphasized by the Publicity Section and by the Medical staff at the clinic. One room was specially set apart for educative pictures for the benefit of the patient at this clinic.

Personal Prophylaxis was carried out at eight municipal free prophylactic centres (including the one at the main clinic) in different parts of the city (*vide* table 41).

Confirmation of **diagnosis** of all suspected venereal disease patients was done at the well-equipped laboratory of the clinic in addition to the clinical diagnosis.

Materials of suspected venereal disease patients sent by private medical practitioners were also examined free of charge to help them in arriving at the correct diagnosis and the reports of findings were sent confidentially (*vide* table 42).

Modern methods of **treatment** were adopted. Male and female patients were examined and treated in different wings with separate accesses maintaining absolute secrecy. Antibiotics such as Penicillin etc. were used more freely. Results of treatment were assessed from time to time by the latest laboratory methods.

Physio-therapy, whenever required, was done by short-wave Diathermy, Infra-Red and Ultra-Violet irradiation etc.

The clinic nurse paid 3,125 **domiciliary visits** to induce suspected cases and contacts to attend the clinic for investigation and advised lapsed cases to continue treatment.

Medical persons desirous of receiving training in venereal disease were given necessary facilities.

1,094 samples of blood were sent from the municipal ante-natal and post-natal clinics (696 ante-natal and 398 post-natal) for investigation of syphilis. Out of these, 175 (114 A. N. C. and 61 P. N. C.) were found to be positive for Kahn or Meinicke's Tests. Of these only 98 attended the clinic for treatment during the year.

17,469 venereal cases (14,903 male and 2,566 female) and 1,903 non-venereal cases were treated (*vide* tables 43 to 46.)

The World Health Organization have offered free penicillin for use in venereal disease clinics working in different states on certain conditions one of which *inter-alia* required provision of Contact-Centre at each clinic. A proposal for appointing two social workers for contact investigation is under consideration.

(l) Leprosy.

The Acworth Leprosy Home has been doing commendable work for over 50 years in this important branch of the control of communicable diseases. In addition to providing a Home for the isolation of patients either voluntarily admitted or committed by the Police, under the Bombay Leprosy Act, the institution conducted a well-equipped out-patient clinic.

Almost the whole cost of the maintenance of the clinic was borne by the Bombay Municipal Corporation. The average daily attendance of patients during 1955 was 268.2 and the total number of new cases treated at the clinic was 2,636.

The Home had an accommodation of 396 beds (284 for males and 112 for females) for the isolation of leprosy patients.

Seven health visitors, one appointed by the Home and 6 by the municipality (including 1 for the suburbs) are doing the important work of detecting cases of the disease among the contacts of patients. The medical assistants in charge of the municipal free dispensaries have also been specially trained for detection of early cases of leprosy. The Superintendent of Acworth Leprosy Home visited these dispensaries in turn to assist in arriving at accurate diagnosis as well as rendering out-patient treatment to positive cases.

The leprosy control problem in Greater Bombay has now been dealt with under the Greater Bombay Leprosy Control Scheme. Five clinics were opened from 1st November 1955, four in the city and one in the suburbs, for the diagnosis and treatment of leprosy. 2 doctors, 5 Health visitors, 3 ward-boys and an experienced clerk were appointed under the scheme.

The details of the field work of these seven health visitors and other leprosy work done is given in tables 47 and 48.

(m) Malaria.

Malaria was registered as the cause of 6 deaths and Ague and Remittent Fever of 8 deaths. The annual average deaths due to these diseases during the last decennium were 71 and 385 respectively. Inspection of houses for detection of mosquito breeding places and destruction of their larvae was promptly carried out and action was taken against the house owners to keep the premises in a condition unfavourable for mosquito breeding.

Details of quantities and cost of insecticides used are given in table 49.

Tables 50 and 51 show the total number of wells, cisterns, etc. found breeding *Anopheles* mosquitoes.

No children were examined at their homes as malaria was not a problem in the City.

Table 52 shows the number of pupils examined and number found with enlarged spleen by the School Medical Inspection Staff.

Out of 522 blood smears taken at the Municipal Dispensaries, 4 were found positive for malaria parasites.

4 clinical cases of malaria were treated at the Municipal Dispensaries as against 47 in the previous year (*vide* table 53).

Wells.—2 hermetically cement concrete covered wells (A-1, F-1) and 4 retained wells were filled in and 5 retained wells were rendered hermetically cement concrete covered.

The total number of wells in the City on 1st January 1955 was 2,131 out of these 1,657 were hermetically cement concrete covered and 474 open or partially open. Out of these, 420 were retained, 38 jack wells and remaining 16 were under action (*vide* table 54).

All the retained wells except a few were stocked with gambusia fish and replenished every six months or often when found necessary.

Cisterns.—The total number of cisterns in the city was 75,630.

Mill tanks.—87 mills contain 87 mill tanks. They were all regularly examined for mosquito breeding and action taken whenever necessary. A good number of mills participated in the scheme of insecticide services.

Storm water entrances.—See table 55.

Admission in institutions.—3,954 fever cases were admitted and treated for malaria in different institutions in the City.

Breeding in Mill Tanks.—71 instances of Mosquito breeding in mill tanks were detected during the year. Prompt action was taken to destroy the same.

Overhead Cisterns on Mills and other Premises.—All the 198 over-head cisterns in mill premises and overhead tanks on premises other than mills were maintained in mosquito proof condition during the year.

Precautions against Yellow Fever.—Campaign against *Aedes Aegypti* mosquito, the vector of yellow fever was continued throughout the year. The Stegomyia index had not shown anything more than 2 per cent. which was considered safe.

The anti-malaria drugs such as paludrine, quinine and mepacrine (tablets) were made freely available to the public through the municipal dispensaries.

Monsoon action and Mosquito Nuisance.—Notices were issued against the owners to keep their compounds free from mosquito breeding.

Insecticide Services.—Fly nuisance was further reduced as a result of regular anti-fly measure by the Insecticide Squads.

Private treatment on Payment of Fees.—This work was extended and the insecticide squads operated in all the wards of the city making the scheme popular. A sum of Rs. 50,172-1-0 was received for rendering these services. Details of fogging service rendered with the Tifa Unit are given in table 56.

The Malaria Advisory Committee held two meetings during the year.

Disinfestation.—The details of the work done and the quantity and cost of disinfectants and the disinfectants used are given in tables 57 and 58.

5. HYGIENE.

(i) The Maternity and Child Welfare Services were continued in all their aspects through the clinics conducted at five municipal maternity homes, ten subsidiary clinics and one maternity unit at Dharavi.

Types of Services—

- (a) Domiciliary care,
- (b) Institutional care.

The object of the domiciliary care is to impart health education and to carry out propaganda amongst the women folk. Domiciliary visits were paid daily by the health visitors. Medical Officers in charge of the maternity homes accompanied the health visitors for guiding them in these services.

Institutional care includes the activities of (1) ante-natal (2) natal, (3) post-natal, (4) infant and pre-school age children care (5) follow up work, (6) education and propaganda of these services through posters, leaflets, group-talks, demonstrations, film-shows, etc.

The work of construction of a new maternity home at Naigaum will be completed in the near future. Site for the other maternity home is selected in Mahim area. A third maternity home is proposed to be constructed in Colaba area.

The Supervising Medical Officer (Maternity) supervised and guided the Medical Officers in charge of the maternity homes and health visitors for effective and efficient rendering of these services.

Aid to poor mothers delivered at their homes was given in the form of jaggery, ghee, milk, etc.

Milk was also given to the poor and needy expectant and nursing mothers, three months before and three months after delivery at the five main clinics attached to the maternity homes.



*Expectant and nursing mothers drinking milk at one of the
Municipal Maternity and Child Welfare Centres*



*Children eagerly drinking milk at one of the free milk Centres
opened by the Bombay Municipal Corporation in the City.
The scheme is limited to Sunday*

Arrangements for carrying out the post-mortem examination of certain deaths occurring in the municipal maternity homes were continued. The object of post-mortem examination was to help to arrive at an accurate diagnosis of the cause of death to find out any pathological lesion existing in the dead body and co-relate the same with the clinical signs and symptoms of the patient when alive. These arrangements were made with the Bai Yamunabai L. Nair Charitable Hospital. Post-mortem examination was to be carried out with the consent of the relatives. During the year, no such post-mortem examination was carried out as there was no maternal death in any of the five maternity homes.

B. C. G. Vaccination was done on new-born babies with the consent of their parents. A pilot scheme for the maternal mortality investigations was conducted in the previous year and the recommendations were under consideration.

A 'Well Baby Clinic' was conducted at the Bellasis Road Maternity Home and such clinics were being opened at three other maternity homes. A scheme for supplying vitamin A-D drops to infants and pre-school age children attending the municipal maternity and child welfare centres is under consideration.

Measures including medical treatment, regular weighing, etc., were continued at the clinics with the object of improving the health of infants and pre-school-age children.

Anti-diphtheria immunisation work with P. T. A. P. was carried out at the five maternity homes once in a week at each place on the post-natal clinics days for immunizing the infants and children of age from six months onward.

(ii) Family Planning.

Advice on spacing of birth was given confidentially by trained lady doctors to the needy married women at the seventeen family planning clinics.

Health visitors assigned to this work paid domiciliary visits to mothers for carrying on follow-up work and propaganda among mothers.

Statistics of the work done by this branch is given in table 59.

(iii) School Health Work

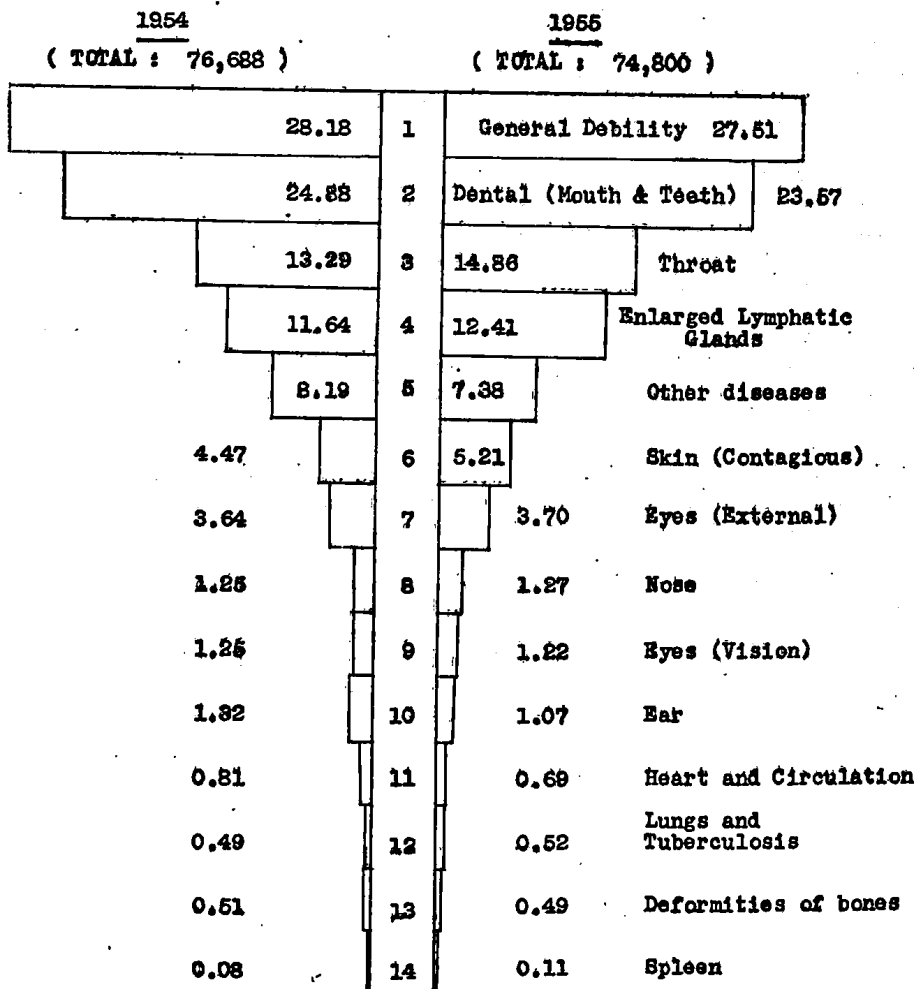
(1) Medical inspection of school children.—The total number of pupils in I to IV standards and V to VII standards was 1,41,374 and 40,534 respectively.

As a routine measure, 18,251 pupils of standard I and 12,136 of standard III were examined. 6,697 pupils of standard II and 5,957 of standard IV who were not examined during the previous year and 28 pupils presented by parents and teachers as special cases were also examined. The honorary physicians examined 447 children of I standard, 336 of II standard, 111 of III standard and 6 of IV standard.

189 schools and classes out of 396 were visited and 43,041 children (23,547 boys and 19,494 girls) were examined, of whom 34,608 were found defective. The total number of defects noted amongst them was 72,861. The honorary physicians visited 4 schools and examined 900 children (487 boys and 413 girls) of whom 822 were found defectives. The total number of defects noted amongst them was 1939. However only 22,952 pupils were treated for the defects at the Municipal School Clinic as the parents of the remaining pupils either did not agree for such a treatment or did not reply to the written requests made in this respect.

The Medical Officers interviewed 571 parents in schools and explained to them the necessity of their children undergoing treatment at the clinic and dispensaries.

Percentages of common defects to the total number of defects (74,800) are as shown below :



(2) **Correction of defects.**—Minor ailments among the children were treated at the nearest municipal dispensaries. The cases with major ailments were treated at the school clinic at the K. E. M. Hospital, which was quite inadequate to treat more than 2,000 fresh children annually. Only 1,079 new and 6,286 old cases requiring immediate attention were, therefore examined at the clinic and 621 children were treated at the out-patient department of the Hospital. The school clinic is being expanded shortly.

63 children with errors of refraction were supplied with spectacles free of charge.

396 schools and classes were supplied with emergency outfit and 56 children suspected to be suffering from leprosy were directed to the Acworth Leprosy Home for examination. Of these 2 positive cases were disallowed from attending the schools. The Education Officer was requested to take suitable action in 18 cases who did not present themselves for the examination at the Acworth Leprosy Home. 36 cases were declared negative. 250 children took treatment at the Municipal Dispensaries. They were escorted by the School Health Nurses to the dispensaries. Out of 84 cases of enlarged spleen detected by seven Medical Officers, 80 cases were taken to the various municipal dispensaries by School Health Nurses for blood smears. Parents of 4 refused to give consent. 453 children suffering from scabies, ringworm and boils were treated in the schools by the School Medical Officers.

In case of 79 schools, reports regarding sanitary defects at the schools were sent to the Sanitary Branch for taking necessary action.

171 operations were performed at the school clinic for the removal of tonsil and other maladies.

1 case of rat-bite was treated at the School Clinic. 87 pupils suspected to be suffering from T. B. were got screened at the Princess Street T. B. clinic. Of the screened cases 86 were found with lung fields clear and the one found positive was admitted to the Group of T. B. Hospitals, Sewri, with their parents' consent.

351 (new and old) children with dental defects were treated at the Nair Hospital Dental College.

46 children found unvaccinated were got vaccinated at the Central Vaccine Depot.

56,773 municipal school children were re-vaccinated against small-pox and 5,675 children were given T. A. B. inoculation against enteric fever with their parents' consent.

Active Immunization of children upto 10 years of age against diphtheria was conducted from 5th December 1955, and upto 17th December 1955, 10,891 municipal school children were given first dose of P. T. A. P.

(3) **Health Education and Follow up Work.**—196 and 778 health talks on subjects of personal hygiene were given to the children in the schools by the School Medical Officers and School Health Nurses respectively in order to inculcate healthy habits amongst them.

The School Health Nurses visited 1958 ailing children and revisited 541 ailing children at their homes and gave necessary instructions to their parents, as regards their care and diet.

(4) **Supply of milk, snacks etc. to the undernourished children.**—During the first quarter 26,960 to 40,020 undernourished children were given each 8 czs. of pasteurised toned milk and snacks on every school working day. During the 2nd quarter there was neither supply of milk nor snacks on account of annual examinations, vacation and short supply of milk thereafter.

During 3rd and 4th quarters undernourished children ranging from 18,570 to 36,870 were catered with milk and snacks. Snack in the form of chikki only were given to the milk recipients in January 1955. From February onwards snack in the form of fruits (plantain, chikkoo, orange) were also supplied to the milk recipients twice in a week. Since October 5190 additional children were catered with only snack as additional milk was not available from the Milk Commissioner.

The Sunday Milk Scheme was inaugurated from 18th September 1955, under which children under 12 years of age, irrespective of whether schooling or not, were catered with 8ozs. of toned pasteurised milk. The scheme was progressing and children ranging from 6,600 to 26,970 were catered with milk at 44 centres on Sundays only till the end of the year.

(5) **Other activities.**—Sports, drills etc., were organised by the Education Department in different parts of the City and Suburbs, where the School Medical Officers were directed with necessary equipment for rendering First Aid to the injured children during these functions.

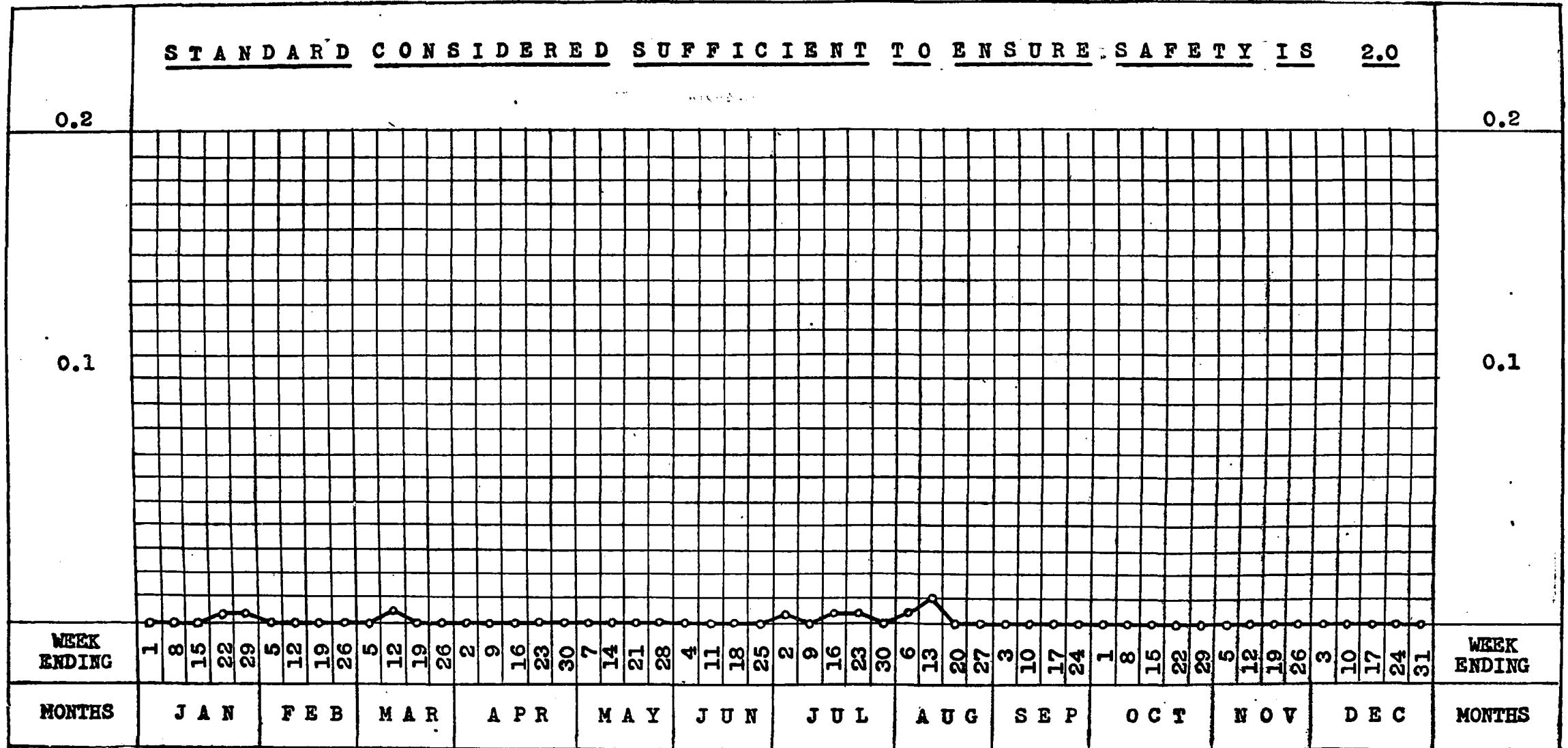
A fully equipped emergency ward was put up at the Brabourne Stadium in order to render first aid to the children in case of accidents, on the occasion of the grand Rally of children in honour of Marshal Bulganin, and Mr. Nikita Krushchev. A temporary First Aid Post was put up at the Dongri Central Municipal Marathi school for rendering medical help to the displaced children of Kasturba Niketan, New Delhi, who visited Bombay under National Discipline Scheme. An emergency ward was also put up at the Sardar Vallabhbhai Patel Stadium on 23rd December 1955 and 24th December 1955 during the Children's Rally on this occasion.

The total expenditure incurred on (1) Medical Inspection and treatment of school children and (2) On the Milk and Snacks scheme were approximately Rs. 84,511 and Rs. 8,28,906 respectively.

7. MEDICAL RELIEF

Municipal free dispensaries.—The number of new cases treated at the 24 dispensaries and one mobile dispensary was 3,50,918 (1,96,430 males and 1,54,488 females) as against 3,36,519 in 1954. The total attendance was 17,05,574 as against 15,05,316 in 1954 including 27 visits by the dispensary medical officers to patients at their homes (table 60).

DIAGRAM G
STEGOMYIA INDEX IN BOMBAY CITY
FROM JANUARY TO DECEMBER
1955



Clinics for women and children were conducted by three part-time lady doctors at 6 municipal dispensaries for 2 hours thrice a week. The number of new cases treated was 6,885 (5,323 women and 1,552 children) as against 7,432 in 1954. The total attendance was 79,870. These figures include visits by the lady doctors to patients at their homes.

The eye dispensary and hospital at Kamathipura were attended by two honorary medical surgeons by turns. The out-patient department remained open every day from 7 to 10-30 A.M. except on Sundays and holidays. The hospital had an accommodation of 6 beds for males and 6 for females with a modest operation theatre and a full-time resident nurse.

The total number of new cases treated at this institution was 12,542 as against 11,583 in 1954. The total attendance was 87,876 as against 83,113 in 1954. The number of in-door patients amongst the new cases and amongst the total attendance were 184 and 3,526 respectively (table 61).

Poor box charity collections.—Details are given in table 62 regarding the account of the income, expenditure etc., out of the money received in the boxes kept at various medical institutions.

8. HEALTH PUBLICITY AND PROPAGANDA

The Propaganda Section disseminated knowledge on health, hygiene and cleaner living among the citizens through all the popular and modern media. The vaccination and inoculation campaigns and the food sanitation raids were aided with the help of the publicity van.

Health and Cleanliness campaigns were carried out in different wards. Itinerary exhibits were especially designed and sent for use at the Municipal schools.

Health education material in the shape of posters, leaflets, show-cards, models and other types of exhibits were prepared and distributed.

9. STANDARDS BRANCH

As a result of the recommendations made by Messrs. Ibcou Ltd., a potential reduction of 658 persons from the reference period staff of 1,467 persons had been indicated.

Implementation of the recommendations resulted in a reduction of 373 persons from the basic staff by the end of December 1955. No persons were reduced during the year under review. The resultant cumulative net savings amounted to Rs. 15,34,576, the monthly rate of savings during December 1955 being Rs. 32,300 (*vide* Table 63).

V. V. PURI,
M.B.B.S., D.P.H., D.T.M.
Executive Health Officer.

4. (A) CITY FEVER HOSPITAL, ARTHUR ROAD

Dr. J. K. Thanawala, M.D., F.C.P.S., held the post of the Medical Superintendent, throughout the year.

The Works Committee established as per the Adjudicator's Award, held two meetings. The Peshi Committee constituted to investigate into the complaints against the menial staff and to award suitable punishments after thorough enquiries, was also continued.

The Welfare Centre for the labour staff carried out its activities satisfactorily.

Visitors.—The distinguished persons who visited the Hospital during the year included (1) Yukio Yanau Ministry of Public Health and Welfare, Tokyo, Japan, (2) Helen Moos, M.P.H., U.S.A., (3) Dr. O. Adeniyi, M.O.H., Lagos, Nigeria, (4) Dr. M. W. Spengler, Director of Zwickau District Institute of Hygiene, German Democratic Republic, (5) Professor Dr. Med. H. Denning, Stuttgart, Germany, (6) Dr. Minkentof, Director, Department of Infectious Diseases, Amsterdam, the Netherlands and (7) M. Dicksz, Amsterdam.

Admissions.—During the year, 12,316 patients suffering from various acute infectious and communicable diseases except Tuberculosis and Leprosy, were admitted in the Hospital as against 12,304 during the previous year (*vide* table 64 to 66). Out of these 12,316 patients, 2,191 were of Enteric Fever and 3,565 of Diphtheria. The daily average number of patients was 428. The annual admission figure *viz.* 12,316 was the highest so far recorded; however, the case fatality rate in the total admissions, was 3.9 per cent. only, the lowest so far recorded. On account of heavy admissions of major infectious diseases such as Diphtheria, Enteric Fever etc., admissions of cases of Chickenpox, Mumps, etc., had to be restricted.

Hospital Accommodation.—(*Vide* Table 67).

Expenditure.—The total expenditure during the year was Rs. 12,36,436 as against Rs. 12,42,165 during the previous year. The average weekly and daily cost per patient is given in Tables 68 and 69.

Teaching.—Instructions in infectious diseases were given to 471 M.B.B.S., D.A.S.F., and post-graduate students preparing for the examination of Diploma in Child Health or Public Health. Student Nurses, Nurses, Health Visitors etc., from the different institutions also received instructions in nursing management of infectious diseases and working of the Infectious Diseases Hospital. The Assistant Medical Officer of this Hospital delivered lectures on Infectious Diseases and Tropical Medicine to the Student Nurses of J. J. Hospital.

Students and members of the staff took advantage of the Medical Library and the recreation activities provided at this Hospital.

Nurses Welfare Fund.—Total amount received during the year was Rs. 55 as donations and Rs. 105 as subscription from the members of the nursing staff and the balance to the credit of the Fund at the end of the year was Rs. 1,718-2-6.

Blood Transfusion.—Instead of supplying donors, sealed bottles containing blood of different groups, were supplied by the Bombay City Red Cross Transfusion Service, which were stored in the Laboratory at this Hospital so that the blood was available for transfusion at any time.

Hospital day.—The Hospital Day was celebrated on 12th March 1955 under the Presidentship of Dr. Jivraj N. Mehta, M.D. (Lond.), M.R.C.P. (Lond.), Minister of Finance, Prohibition and Industries, Government of Bombay.

Smallpox.—In a total of 169 cases admitted in this Hospital, 38 died giving a case fatality rate of 22.5 per cent. Excluding 15 deaths which occurred within 48 hours of admission of cases in a moribund condition, the case fatality rate was 13.6 per cent. only. February, March and April were the peak months for admissions, the lean months being August onwards.

The clinical classification of cases of Smallpox admitted and mortality rate in them are given in Table 70. They are classified by ages and vaccinal conditions in Table 71.

Periston (Plasma substitute) was administered to patients in Confluent, Semi-Confluent and Haemorrhagic variety. It seemed to act favourably in Confluent and Semi-confluent varieties as regards reduction of toxæmia.

The Smallpox admissions from 1942 are summarized in Table 72.

Diphtheria.—The total number of cases admitted during the year 1955, was 3565, the highest figure ever recorded, so far. However, the mortality rate was 5.1 per cent. the lowest so far recorded.

Excluding the 135 moribund cases that died within 48 hours of admissions, the case fatality rate was 1.3 per cent. only. The operation of the tracheotomy was required to be performed at this hospital in 57 cases of Diphtheria with Laryngeal obstruction, 24 of whom succumbed to the disease. 3 cases were transferred to this hospital from other institutions after tracheotomy operation, of whom 1 died. The Diphtheria admissions from 1942 onwards are summarized in Table 73. Cases were admitted from all parts of the city predominantly from Byculla, Dongri, Dadar and Gurgaum localities (*vide* Table 74). The incidence by age is shown in Table 75.

Erythromycin (Ilotycin) was administered in 272 cases with severe toxæmia and Bull's neck out of which 25 died. This antibiotic drug helped to reduce the fatality rate of the disease.

The highest incidence of the disease was in the age-group of 2-5 years. The youngest patient admitted was a female child aged 12 days and the oldest a female aged 65 years. Both were discharged cured.

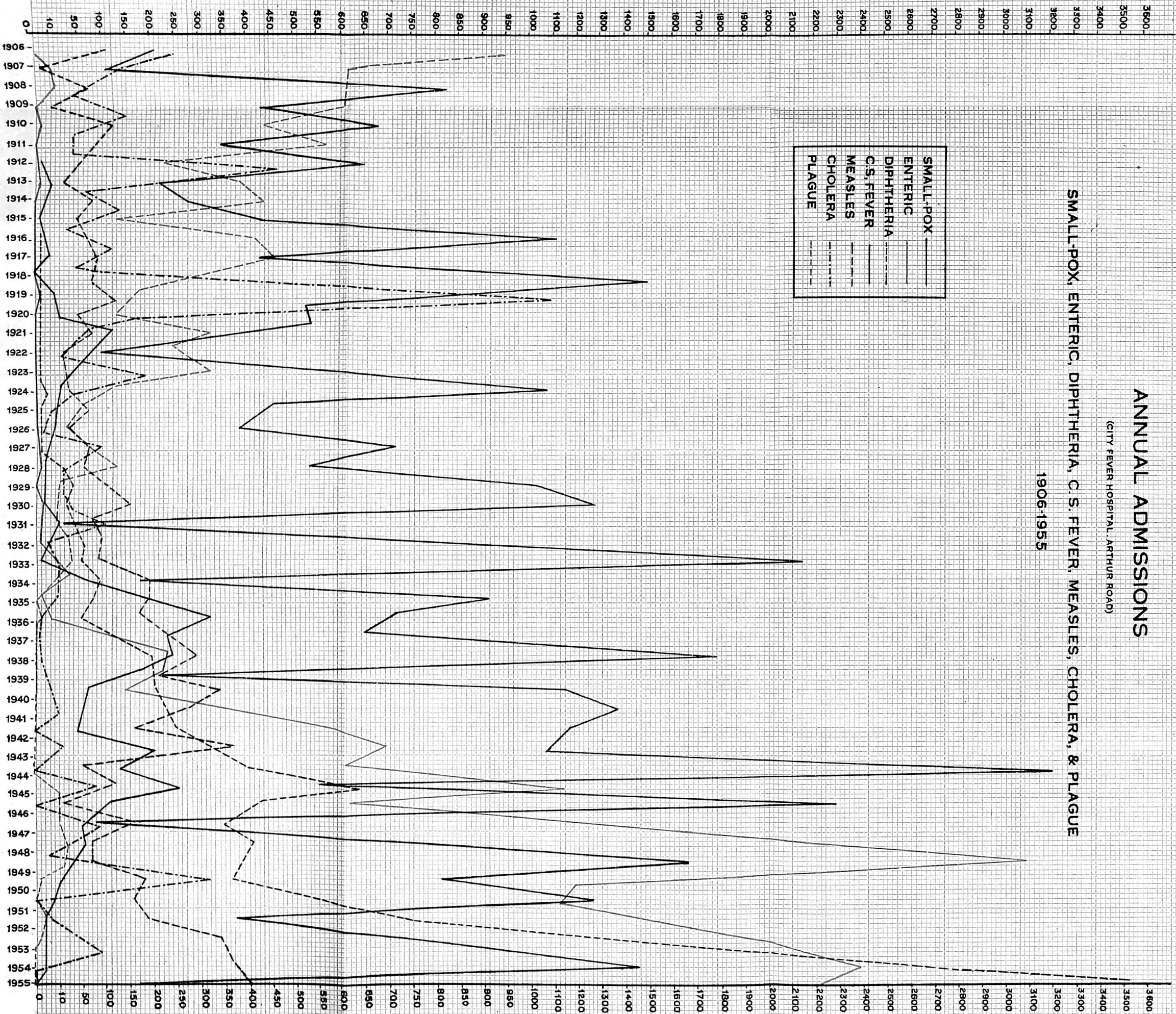
The Diphtheria admissions are classified in Table 76.

A Centre was started at this Hospital in June 1955 for the active immunization with P. T. A. P. of the contacts of Diphtheria cases. By the end of the year, as many as 5,567 persons took advantage of the centre.

ANNUAL ADMISSIONS

(CITY FEVER HOSPITAL, ARTHUR ROAD)

SMALL-POX, ENTERIC, DIPHTHERIA, C. S. FEVER, MEASLES, CHOLERA, & PLAGUE 1906-1955



Enteric fever.—The admissions during the year numbered 2191 as against 2,387 during the previous year.

January, February, August and December were the peak months for admissions.

History of T. A. B. inoculation was available in 164 cases only. The onset of the disease in these cases occurred after 15 days of protective inoculation. Meningeal symptoms developed in 79 cases and 98 had a relapse. Signs of intestinal perforation were detected in 12 cases (0.5 per cent.) which were transferred to K. E. M. Hospital for surgical treatment.

Further particulars about complications of the disease are given in Table 77.

122 cases proved fatal, giving a case fatality rate of 5.6 per cent. Excluding the 47 deaths which occurred among cases admitted in a moribund condition and within 48 hours of their admission, the case fatality rate was 3.4 per cent. only. Considerable reduction in the mortality rate could be attributed to early and on a large scale administration of the antibiotic drug viz. "Chloramphenicol."

Special treatment.—(1) High caloric diet was given to all cases (except when it was contraindicated due to abdominal complications such as distension, diarrhoea, haemorrhage, perforation etc.). The satisfactory response to this diet therapy was shown in all cases by way of improvement in the general condition within 24 to 48 hours, reduction in the complications and also by shortening the convalescence.

(2) Protein-hydrolysate-transfusion was given in 88 cases, of whom 22 died. It was administered in 26 cases associated with toxæmia, in 30 cases with toxæmia and diarrhoea and in 32 cases with diarrhoea as a complication of the disease. It was found to be beneficial as regards reduction in toxæmia and quick control of diarrhoea.

(3) A Plasma substitute 'Periston' or 'Dextran' was given in 263 cases, 142 of them with toxæmia and 79 with toxæmia and diarrhoea. Of these, 203 cases were cured. It was also administered in 42 cases having haemorrhage per rectum as a complication and 33 cases recovered.

(4) Whole blood transfusion was given in 112 cases. Out of these cases, 32 had anaemia and 17 had toxæmia, of whom 6 recovered. The remaining 63 cases had intestinal haemorrhage, of whom 12 died. Blood transfusion was thus found to be beneficial in Enteric Fever with complications such as toxæmia, haemorrhage per rectum and anaemia.

(5) Of the 1500 cases treated with 'Chloramphenicol' 83 died. Chloramphenicol was administered in 12 hourly doses (3 capsules twice a day to the adults). In a majority of the cases, the drug was administered in the early stage of the disease, which resulted in reduction in the mortality rate. Inj. Chloramphenicol was administered in 65 cases which were in a very toxic and delirious condition and unable to take the drug orally. It was administered 1 Gm. B. D. (to the adults) till reduction in toxæmia and improvement in general condition was achieved. Out of these 65 cases, 26 died, 12 being within 48 hours of admission.

Incidence of Enteric Fever and case fatality rate from 1942 to 1955 are shown in Table 78. The incidence of Enteric Fever was predominantly high in Dongri and Byculla localities (Table 74).

Incidence of age-group is shown in Table 79. The highest incidence of this disease was found in the age-group of 11-30 years. The youngest patient admitted was a male child of 2 years who was discharged cured and the oldest a male of 65 years who was also discharged cured.

Typhus Fever.—23 cases were admitted with history of continuous fever associated with head-ache and extreme weakness. Diagnosis was confirmed by repeated examination of blood for Weil-Felix reaction, which showed a rising titre during the course of the disease. All the cases were discharged cured.

Anterior Poliomyelitis.—23 cases of Poliomyelitis were admitted. Only 1 case proved fatal. All cases were of Spinal variety.

Other Diseases.—Of the 396 cases of Measles, 392 of Mumps and 711 of Chickenpox admitted, 15 of Measles and 3 of Chickenpox proved fatal. Majority of the cases were from Children's Home, Convents etc. The deaths were generally due to the complication of Bronchopneumonia. Almost all the fatal cases were admitted in a moribund condition and died within 48 hours of admission. There was no case of Plague, Cerebro-spinal-fever or Cholera admitted.

Clinical Laboratory.—The number of investigations carried out in the Laboratory during the year and the injectable solutions prepared, are shown in Table 80.

J. K. THANAWALA,
M.D., F.C.P.S.,
Medical Superintendent, City Fever Hospital.

6. MUNICIPAL LABORATORY

Dr. V. Sadasivan, B.Sc. (Ag.), M.Sc., Ph.D., A.I.I.Sc., was Municipal Analyst throughout the year.

The total number of samples examined during the year was 34,369 as against 27,815 in the previous year. Of the above, 25,262 samples were examined chemically and 9,107 bacteriologically. (Tables 81 and 82.)

During the year the Bombay Prevention of Adulteration Act, 1925 and the rules framed thereunder stood repealed as from 1st June 1955, consequent on the enactment of the Prevention of Food Adulteration Act, 1954 and Prevention of Food Adulteration Rules, 1955.

A survey to determine the quality of milk sold in the City was made by the Milk Commissioner with the co-operation of the Municipal Staff during the year. Out of 1,005 samples of Milk collected from the various milk shops in the City and Suburbs, 846 samples were found to be adulterated and 9 samples were found to be curdled. Eighty-five percent. of the samples being thus found to be adulterated.

The work of examination of samples of milk from the Government Milk Distribution Centres all over Greater Bombay was continued. Of 1,067 milk samples examined, 202 were of Toned Milk, 2 of which were found to be below the prescribed standards.

The extent of adulteration in various food-stuffs examined in the Laboratory was as shown below (Vide table 83).

Milk	...	48.5	per cent.
Ghee	...	14.0	"
Butter	...	62.5	"
Vegetable Product	...	4.5	"
Tea	...	17.9	"
Coffee	...	76.4	"
Turmeric	...	55.6	"
Curds	...	40.0	"
Chilli Powder	...	53.0	"
Oils	...	22.8	"
Prepared Tea	...	20.3	"

The Laboratory continued to be of assistance to other departments of the Corporation as shown below:

	No. of samples examined
Stores Department	169
Water Works Department	542
Licensing Department	258
Special Engineer's Department	35

The Municipal Analyst attended different Courts on 55 occasions for giving evidence in cases under the Bombay Prevention of Adulteration Act, 1925.

Chemical

(i) Samples of Food-Stuffs examined chemically were 22,405 and of other food-stuffs 691.

(ii) Of the 647 Samples of Water examined, 91 well water samples and 34 water samples collected from other sources were found to be unfit for potable purposes.

(iii) Out of 990 samples of urine examined, 199 samples were received from private individuals and 791 from Municipal Institutions.

(iv) 529 samples of miscellaneous nature such as Soap, chemicals etc. were received.

Bacteriological and clinical :—9,107 samples were examined bacteriologically.

(i) Of the 659 samples of water examined, 15 well water samples and 90 water samples collected from other sources were found to be unsatisfactory for potable purposes. The results of analysis of Bombay Waters are given in tables 84 and 85.

Of the 436 samples of water from the Bombay Port Trust Area examined, 6 were found to be unsatisfactory for potable purposes.

(ii) 9 samples of disinfectants were examined to determine the Rideal Walker Co-efficient. Of these 2 were found to be below the standard.

(iii) Samples examined for diagnostic purposes were 7,861 including 1,087 Blood smears for the detection of Malarial Parasites.

(iv) 142 Samples of a miscellaneous nature were examined.

V. SADASIVAN,
B.Sc. (Ag.), M.Sc., Ph.D., A.I.I.Sc.,
Municipal Analyst.

4. (B) VACCINATION

Dr. W. H. Mhatre, worked as Ag. Superintendent of Vaccination from 1st January 1955 to 26th June 1955 and Dr. M. Sequeira, Standard Officer was looking after the said work from 27th June 1955.

A total number of 3,54,965 persons was vaccinated, 67,861 primarily and the remaining 2,87,104 were for revaccinations. Out of the children primarily vaccinated during the year 53,414 were born in the City as against 55,240 in the previous year. The total number of births registered during the period of July 1954 to June 1955 was 73,814, which means that 27 per cent. of the city born children were not vaccinated during the period. 14,447 children born outside the city were vaccinated in the city. (*Vide* table 86).

38 permanent vaccination stations were conducted in the city 3 of which worked daily. The remaining stations worked 2½ hours once a week by rotation. On an average nine stations worked every day. Mass vaccinations at the Ferry Wharf were conducted from January to May and October to December 1955. Mass vaccinations were arranged with the help of the Propaganda Van in the evening between 5-0 P. M. and 8-0 P. M. from October to December 1955.

The results of vaccination done by the vaccinators were checked by the Superintendent of Vaccination and the Head Vaccinator in 1247 and 910 cases respectively. Checking of the results by vaccinators at the children's residences was discontinued during the year and the vaccinators' time was utilised to do more vaccinations. The results of vaccinations done were assessed by inspection of the children who were brought to the stations for inspection (table 87).

Certificates for postponement of vaccinations were issued in cases of 95 children on the ground of ill health.

Prosecutions.—No prosecutions were launched either for failure to have infants vaccinated or for failure to present the vaccinated infants for inspection seven days after operation.

No cases of ill effects due to the vaccination were observed or reported.

During the year 257 medical students, 86 private students from the City and Moffusil attended different Public Vaccination Stations for practical instructions in vaccination. 19 Health Visitors of the Bombay Mothers and Children Welfare Society were given instructions and training in vaccination at the request of the Secretary of the Society.

9712 Pilgrims proceeded to Haj during the year. Of these 2,987 were vaccinated at the office of the Haj Committee by the staff of the vaccination branch, and were given certificates of vaccination in the International forms.

Mass vaccinations at Ferry Wharf were continued during the year with the result that a large number of people arriving into the city from the West coast was immunized against small-pox. *Income* Table 88.

M. SEQUEIRA,
M.B.B.S., B.Hy.
For Superintendent of Vaccination.

TABLE I
POPULATION

Ward	Section.	POPULATION.					
		By the Census 1951.			By the Census 1941.		
		Males.	Females.	Total.	Males.	Females.	Total.
A	Upper Colaba ...	9,008	4,720	13,728	7,210	1,091	8,301
	Middle and Lower Colaba ...	24,577	14,583	39,160	21,513	12,007	33,520
	Fort, South ...	11,908	4,932	16,840	9,656	3,738	13,394
	Fort, North ...	24,797	11,831	36,628	18,367	10,189	28,556
	Esplanade ...	27,545	14,241	41,786	11,938	6,530	18,468
		97,835	50,307	1,48,142	68,684	33,555	1,02,239
B	Mandvi ...	23,923	12,484	36,407	25,411	13,503	38,914
	Chakla ...	18,373	11,054	29,427	13,986	8,068	22,054
	Umerkhandi ...	49,443	31,029	80,472	32,567	19,715	52,282
	Dongri ...	19,381	13,165	32,546	12,680	9,082	21,762
		1,11,120	67,732	1,78,852	84,644	50,368	1,35,012
C	Khara Talao ...	19,755	12,405	32,160	22,998	14,071	37,069
	Kumbharwada ...	29,244	15,455	44,699	18,957	10,898	29,855
	Bhuleshwar ...	37,542	21,479	59,021	19,033	8,634	27,667
	Market ...	37,662	17,346	55,008	22,923	11,461	34,384
	Dhobi Talao ...	44,134	25,563	69,697	29,147	17,843	46,990
	Fanaswadi ...	35,292	21,693	56,985	21,575	14,362	35,937
		2,03,629	1,13,941	3,17,570	1,34,633	77,269	2,11,902
D	Khetwadi ...	42,367	27,704	70,071	31,229	21,455	52,684
E	Tardeo ...	31,982	19,456	51,438	21,216	13,996	35,212
D	Girgaum ...	42,448	27,445	69,893	32,485	21,470	53,955
	Chowpati ...	20,738	12,932	33,670	13,670	9,082	22,752
	Walkeshwar ...	23,720	15,637	39,357	15,354	9,797	25,151
	Mahalakshmi ...	37,649	23,545	61,194	32,254	22,368	54,622
		1,66,922	1,07,263	2,74,185	1,24,992	84,172	2,09,164
E	Mazagaon ...	36,497	17,826	54,323	28,575	15,762	44,337
	Tarwadi ...	38,996	20,029	59,025	24,210	14,659	38,869
	1st Nagpada ...	12,336	8,306	20,642	6,350	4,740	11,090
	2nd Nagpada ...	24,675	14,713	39,388	19,635	11,055	30,690
	Kamathipura ...	35,401	21,969	57,370	26,346	16,063	42,409
	Byculla ...	96,970	48,924	1,45,894	62,908	33,570	96,478
		2,76,857	1,51,223	4,28,080	1,89,240	1,09,845	2,99,085
F	Parel ...	71,981	39,296	1,11,277	43,836	27,590	71,426
	Sewri ...	42,585	20,502	63,087	20,625	11,239	31,864
	Naigaum ...	66,224	39,837	1,06,061	32,448	19,717	52,165
	Matunga ...	31,390	21,839	53,229	25,562	18,195	43,757
	Sion ...	44,857	32,342	77,199	13,169	8,871	22,040
		2,57,037	1,53,816	4,10,853	1,35,640	85,612	2,21,252
G	Dadar ...	85,270	55,096	1,40,366	30,727	19,885	50,612
	Mahim ...	36,021	28,063	64,084	25,566	19,139	44,705
	Parbhadaevi ...	52,214	29,367	81,581	37,023	21,775	58,798
	Worli ...	61,663	36,717	98,380	35,777	20,887	56,664
	Chinchpokli ...	1,00,897	48,404	1,49,301	38,528	21,229	59,757
	Love Grove ...	6,809	3,704	10,513	3,386	1,313	4,699
		3,42,874	2,01,351	5,44,225	1,71,007	1,04,228	2,75,235
	Harbour, Docks, Railways and Unknown ...	23,310	3,803	27,113	33,613	2,381	35,994
	Total ...	14,79,584	8,49,436	23,29,020	9,42,453	5,47,430	14,89,883

TABLE 2
AREA, DENSITY OF POPULATION, BIRTHS, ETC., 1955.

1 Ward.	2 Sections.	3 Area in acres.	4 Average population per acre calculated on the census population of 1951.	5 Number of births registered.			6 No. of births per 1,000 of population.	7 Mean ratio of births per 1,000 of population during the preceding 5 years.	8 Deaths under 1 year per 1,000 births.
				Males.	Females.	Total.			
A	Upper Colaba	605.77	22.7	290	277	567	41.3	35.0	28.2
	Middle and Lower Colaba	790.88	49.5	609	584	1,193	30.5	30.2	120.7
	Fort, Southern	454.26	37.1	63	73	136	8.1	14.4	117.6
	Fort, Northern	89.70	121.0	540	560	1,100	30.0	31.1	105.4
	Esplanade	648.41	64.4	623	582	1,205	28.8	28.3	88.0
		2,589.02	57.2						
B	Mandvi	171.60	212.1	483	474	957	26.3	29.7	100.3
	Chakla	45.16	651.6	403	364	767	26.1	29.0	87.4
	Umarchadi	94.95	847.5	1,201	1,103	2,304	28.6	28.1	97.7
	Dongri	296.50	109.8	627	562	1,189	36.5	37.8	96.7
		608.21	294.1						
C	Khara Talao	57.36	560.7	534	489	1,023	31.8	28.9	96.8
	Kumbharwada	42.05	863.0	675	595	1,270	28.4	30.4	79.5
	Bhuleshwar	43.22	565.6	882	866	1,748	29.6	31.5	90.4
	Market	81.75	672.9	663	620	1,283	23.3	24.9	78.7
	Dhobi Talao	114.63	608.0	931	889	1,820	26.1	28.2	109.9
	Fataswadi	102.39	556.3	703	701	1,404	24.6	27.9	84.0
		441.40	719.5						
D	Khetwadi	153.71	455.9	1,066	1,035	2,101	29.9	29.8	77.1
E	Tardeo	146.92	350.1	813	714	1,527	29.7	29.8	117.9
D	Girgaum	114.42	610.8	883	802	1,685	24.1	27.3	89.0
	Chowpati	106.52	316.1	403	434	837	24.9	30.0	46.6
	Walkeshwar	584.20	67.4	433	463	896	22.8	26.3	79.3
	Mahalakshmi	680.02	89.9	1,147	1,111	2,258	36.9	35.4	94.8
		1,638.87	167.3						
E	Mazagaon	544.41	99.8	1,029	993	2,022	37.2	33.5	125.1
	Tarwadi	359.90	164.0	827	778	1,605	27.2	26.4	121.5
	1st Nagpada	96.20	214.6	327	303	630	30.5	28.8	119.0
	2nd Nagpada	86.53	455.2	799	691	1,490	37.8	34.6	164.4
	Kamathipura	60.32	951.0	912	838	1,750	30.5	25.9	238.9
	Byculla	536.27	272.1	2,265	2,206	4,471	30.6	28.7	141.4
		1,830.55	233.9						
F	Parel	560.59	198.5	1,755	1,599	3,354	30.1	34.7	121.0
	Sewri	1,129.59	55.9	1,086	975	2,061	32.7	28.5	178.6
	Naigaum	425.08	249.5	1,295	1,255	2,550	24.0	27.5	112.2
	Matunga	388.46	137.0	758	761	1,519	28.5	31.8	58.6
	Sion	2,727.89	28.3	1,581	1,394	2,975	38.5	39.1	157.6
		5,231.61	78.5						
G	Dadar	1,450.38	96.8	1,304	1,267	2,571	18.3	28.4	227.1
	Mahim	370.74	172.9	1,725	1,540	3,265	50.9	41.4	77.5
	Parbhadevi	489.46	166.7	1,607	1,592	3,199	39.2	37.7	106.9
	Worli	915.11	107.5	1,606	1,548	3,154	32.1	33.9	144.6
	Chinchpokli	477.31	312.8	1,323	1,328	2,651	17.8	17.6	120.3
	Love Grove	708.76	14.8	27	11	38	3.6	15.3	342.1
		4,411.76	123.4						
	Harbour, Docks, Railways and Unknown...
	Total	16,751.42	139.0	34,198	32,377	66,575	28.6	29.4	118.6

TABLE 3

METEOROLOGICAL DATA (GOVERNMENT OBSERVATORY, COLABA), LATITUDE 18°-53'-36" NORTH LONGITUDE 72°-48'-56" EAST.

Months.	WIND.		TEMPERATURE. (°F)						MEAN BAROMETRIC PRESSURE (in inches of mercury)		MEAN RELATIVE HUMIDITY (in %)		Average monthly Normal rel. humidi- ty in %	RAINFALL.						Number of rainy days.	
	Mean Direction..		Mean velocity in miles per hour at 0830 hours.	Mean maxi- mum temper- ature.	Depar- ture from normal.	Highest in month.	Mean mini- mum temper- ature.	Depar- ture from normal.	Lowest in month.	At 0830 hrs.	At 1730 hrs.	At 0830 hrs.		At 1730 hrs.	Total rainfall in the month (inches)	Depar- ture from normal.	Highest fall in one day.		Minimum fall in one day.		
	At 0830 hrs.	At 1730 hrs.															Inches.	Date.	Inches.		Date.
1955.																					
January	N 56 E	N 49 W	5.8	86.9	+4.4	91.6	68.5	+0.6	63.6	29.990	29.906	74	65	68	0.00	-0.14
February	N 48 E	N 51 W	3.3	86.6	+3.8	96.4	69.4	+1.0	61.7	29.860	29.773	75	63	68	0.00	-0.08
March	N 38 E	N 65 W	4.0	88.9	+3.2	92.6	74.7	+1.5	68.9	29.863	29.763	76	63	72	t	-0.05
April	N 81 E	N 67 W	4.9	91.3	+2.7	104.7	76.7	-0.8	73.6	29.816	29.716	67	60	74	0.00	-0.03
May	S 65 W	N 83 W	4.7	92.1	+1.3	94.1	81.3	+0.6	78.4	29.740	29.653	70	67	74	0.04	-0.61	0.04	6th	1
June	S 61 D	S 67 W	8.1	89.0	+1.0	93.7	79.0	-0.7	73.9	29.663	29.603	80	76	81	13.98	-5.08	2.92	22nd	0.01	7th	23
July	S 69 W	S 73 W	9.8	86.3	+1.7	88.5	77.4	-0.3	73.3	29.696	29.656	84	80	85	21.65	-2.62	5.88	28th	0.03	6th & 15th	30
August	S 71 W	S 79 W	9.9	83.7	-0.5	87.7	75.6	-1.5	73.7	29.686	29.630	90	86	84	34.75	+21.36	4.64	25th	0.03	29th	31
September	S 29 W	N 88 W	7.1	86.5	+1.8	89.4	76.9	+0.2	74.4	29.740	29.656	86	79	83	11.44	+1.05	2.63	1st	0.01	9th	23
October	N 74 E	N 61 W	6.2	89.2	+1.4	95.0	76.7	0.0	73.6	29.809	29.729	80	70	78	5.81	+3.27	3.09	3rd	0.01	20th	7
November	N 68 E	N 57 W	6.3	89.1	+1.9	95.0	70.8	-2.7	67.9	29.903	29.816	74	59	70	0.97	+0.44	0.97	3rd	1
December	N 63 E	N 51 W	6.9	87.1	+2.4	92.4	68.8	-1.2	64.0	29.963	29.873	70	59	68	0.00	-0.08

Note:— (1) 't' denotes rainfall less than 1 cent. (2) Rainy day: A day on which 0.01 inch or more of rain is recorded.

TABLE 4

SANITARY INSPECTIONS AND IMPROVEMENTS SECURED.

	No. of Inspections, etc., by	
	Medical Inspectors	Medical Assistants
<i>A—Nature of inspection or premises visited—</i>		
1. Dwelling houses	8,609	45,592
2. Milch cattle stables	250	2,076
3. Other stables	237	1,431
4. Dairies and milkshops	2,370	7,667
5. Eating houses	9,716	19,507
6. Other premises where food is sold	5,085	9,502
7. Aerated water works	124	395
8. Other workshops and factories	1,331	3,563
9. Accumulations of refuse	942	4,100
10. Building works	23	186
11. Drains and fittings	3,541	16,510
12. Other inspections and inquiries	15,617	45,100
13. Markets	40	159
Total no. of inspections	47,885	† 1,55,783
		† This figure includes 7583 inspections made by the MOBILE SQUAD.
<i>B—Works, etc., completed—</i>		
1. Dwellings—		
(a) Limewashed	626	3,398
(b) Water supply provided
(c) Overcrowding abated
(d) Insanitary dwellings evacuated	578	648
2. Stables—		
(a) Paved and drained	4	3
(b) Cleaned and refuse removed	148	667
(c) Licence cancelled	5	...
3. Eating houses, dairies, etc.—		
(a) Regulations enforced	1,749	4,008
(b) Licences cancelled	5	4
4. Factories and workshops— Limewashing, etc., carried out
5. Drains, etc., repaired	1,633	8,018
6. Privies abolished	1	1
7. New w. cs. provided	2	7
8. Accumulation of refuse removed	540	2,484
9. Other works completed	1,444	6,615
Total sanitary works completed	6,735	25,858

TABLE 5

WORK DONE BY THE MILK INSPECTORIAL STAFF.

No. of hawkers importing milk by trains inspected	2,136
Do. found without licence	402
Do. detected carrying milk in open cans without covers	553
Do. found with grass rings in milk-vessels	664
Total number of persons hawking milk, and prosecuted:					
(a) for sale in streets	189
(b) for selling milk in the shops without licence	215
(c) for breach of licence conditions	27

TABLE 6.

DESTRUCTION OF UNWHOLESOME FOOD.

Article.	Quantity destroyed.
(1) Fruits (fresh)...	60,657 Nos.
(2) Fruits (dry) ...	8,738 Lbs.
(3) Tins of preserved fruits ...	2,027 Nos.
(4) Potatoes ...	1,770 Lbs.
(5) Onions ...	1,060 Lbs.
(6) Vegetables ...	12,586 Lbs.
(7) Chillies ...	100 Lbs.
(8) Tamarind ...	5 Lbs.
(9) Geor ...	245 Blocks.
(10) Indian Sweetmeats ...	14,867 Lbs.
(11) Condensed Milk ...	12 Tins.
(12) Butter ...	6 Tins.
(13) Cheese ...	60 Lbs.
(14) Biscuits ...	199 Lbs.
(15) Tea or Coffee...	5 Lbs.
(16) Fish (fresh) ...	13 Lbs.
(17) Fish (dry) ...	35 Lbs.
(18) Fish (tinned) ...	2,728 Tins.
(19) Flesh (beet)...	162 Lbs.
(20) Ham ...	38 Tins.
(21) Bacon ...	31 Tins.
(22) Flesh (tinned) ...	2,138 Tins.
(23) Pickles ...	32 Lbs.
(24) Other prepared food ...	14,463 Lbs.
(25) Jam ...	200 Tins.
(26) Fresh Milk ...	335 Seers.
(27) Mawa ...	126 Lbs.
(28) Bread ...	463 Nos.
(29) Coconut Shells ...	586 Nos.
(30) Turmeric powder ...	4 Lbs.
(31) Masala ...	5 Lbs.
(32) Other Food ...	2,737 Lbs.

TABLE 7

NOTICES FOR ENFORCING SANITARY PROVISIONS.

Total number of notices issued	32,281
Number complied with	14,959
Number not complied with	16,745
Number pending (disputed or not served)	435
Number cancelled	142
Number of notices issued in 1954	25,600

TABLE 8

COURT CASES

1	2	3	4	5	6
Sections under which prosecutions were instituted.	Number of cases outstanding on 1st January 1955.	Number of cases filed during 1955.	Total of columns 2 and 3.	Number of cases disposed of during 1955.	No. of cases outstanding on 1st January 1956.
248 (1) ...	41	24	65	42	23
249 ...	18	19	37	21	16
251-B ...	14	94	108	81	27
257 ...	542	661	1,203	831	372
257(1) ...	1,071	3,067	4,138	3,144	994
257, 375, ...	40	...	40	21	19
257 (1), 375 ...	130	765	895	604	291
257, 375, 372 ...	16	34	50	31	19
258 ...	16	55	71	50	21
274 ...	31	10	41	17	24
274 (1)	1	1	1	...
316 ...	1	2	3	3	...
367, 368 ...	306	419	725	612	113
368 ...	93	51	144	38	106
372 ...	1,374	931	2,305	1,755	550
372 (e) ...	678	81	759	391	368
372 (e) & (f) ...	116	37	153	30	123
375 ...	714	2,587	3,301	2,643	658
375-A ...	121	502	623	496	127
377 ...	20	9	29	28	1
377 (1) ...	48	94	142	104	38
380 ...	710	386	1,096	430	666
381 ...	482	607	1,089	686	403
381 (i)(ii) ...	110	650	760	652	108
381 (ii) ...	162	1,407	1,569	1,085	484
381 (a) ...	5	35	40	33	7
381-A ...	57	27	84	23	61
384 ...	101	25	126	115	11
384 (1) ...	161	295	456	366	90
384 (1)b ...	497	24	521	41	480
384-A ...	2	104	106	85	21
390 ...	388	134	522	362	160
394 ...	1,043	2,795	3,838	2,706	1,132
394 (1)(d)(i)&(ii) ...	999	5,740	6,739	4,599	2,140
412-A ...	498	918	1,416	1,001	415
472 ...	158	738	896	551	345
Total ...	10,763	23,328	34,091	23,678	10,413

Bombay Prevention of Adulteration Act 4,949 13,693 18,642 11,826 6,816

Total amount of fees realised during the year in respect of :— (1) Sanitary actions ... 81,116 12 0
 (2) Cases under B.P.A. Act... 1,22,526 0 0
 Total ... 2,03,642 12 0

TABLE 9
BIRTHS BY MONTHS

	MONTHS.												Total.
	Jan.	Feb.	Mar.	April.	May.	June.	July.	Aug.	Sept.	Oct.	Nov.	Dec.	
1954 ...	5,045	4,197	4,507	4,347	4,418	4,533	4,975	5,491	6,358	6,439	6,585	6,177	63,072
1955 ...	5,659	4,370	4,856	4,757	4,777	4,857	5,119	5,599	6,820	6,582	6,173	7,006	66,575

TABLE 10

BIRTHS BY SECTIONS AND MONTHS

Period.	BIRTHS BY MONTHS (1951-1955)												Total.
	January.	February	March...	April.	May.	June.	July.	August.	September.	October.	November.	December.	
1950-54 (average)...	5,358	4,318	4,256	4,469	4,614	4,731	4,976	5,406	6,201	6,567	6,432	6,312	63,640
1951	3,661	4,548	4,584	4,881	4,975	5,123	5,305	5,719	6,022	6,406	6,497	5,958	65,679
1952	5,209	4,534	4,113	4,443	4,642	4,776	4,896	5,340	7,076	7,316	6,991	6,289	66,125
1953	5,305	4,015	3,900	4,413	4,645	4,772	4,938	5,513	6,277	6,527	5,901	6,520	62,726
1954	5,045	4,197	4,507	4,347	4,418	4,533	4,975	5,491	6,358	6,439	6,585	6,177	63,072
1955	5,659	4,370	4,856	4,757	4,777	4,857	5,119	5,599	6,820	6,582	6,173	7,006	66,575
Upper Colaba ...	42	34	50	40	30	50	44	60	45	64	53	55	567
Middle and Lower Colaba.	114	100	85	76	88	89	94	99	142	114	89	103	1,193
Fort, Southern	16	13	7	13	12	8	12	14	6	11	12	12	136
Fort, Northern	78	66	78	74	70	78	96	104	121	115	106	114	1,100
Esplanade	82	72	95	84	87	84	92	119	121	132	111	126	1,205
Mandvi	76	77	86	73	71	66	71	73	82	95	88	99	957
Chakla	59	42	59	64	70	45	62	62	85	83	62	74	767
Umarchadi	228	166	146	159	174	181	175	200	219	237	213	206	2,304
Dongri	131	77	78	69	84	84	110	96	92	115	109	144	1,189
Khara Talao	90	66	96	83	66	62	82	88	97	99	91	103	1,023
Kumbharwada	81	86	99	82	82	81	106	101	153	151	119	129	1,270
Bhuleshwar	148	104	141	97	160	117	139	137	183	192	153	177	1,748
Market	93	76	81	83	95	90	95	100	119	173	121	157	1,283
Dhobi Talao	128	126	124	121	162	140	126	147	206	194	121	225	1,820
Fanaswadi	113	77	102	101	100	96	103	114	164	153	143	138	1,404
Khetwadi	190	130	148	162	177	140	166	171	205	235	193	184	2,101
Tardeo	133	91	118	133	97	113	134	133	163	141	137	134	1,527
Girgaum	128	105	106	108	157	133	120	129	201	165	173	160	1,685
Chowpati	70	42	62	76	59	61	64	75	83	96	79	70	837
Walkeshwar	74	67	70	56	58	75	62	75	88	93	98	80	896
Mahalaxmi	189	157	151	152	177	148	177	183	236	240	213	235	2,258
Mazgaon	209	146	174	147	134	131	141	175	206	181	190	188	2,022
Tarwadi	133	106	110	101	105	112	135	143	189	158	162	151	1,605
First Nagpada	107	34	40	51	29	56	33	68	55	57	47	53	630
Second Nagpada	204	96	110	101	75	125	58	165	116	152	140	148	1,490
Kamathipura	173	113	111	121	116	130	105	174	180	173	173	181	1,750
Byculla	395	298	312	321	362	325	329	372	431	437	409	480	4,471
Parel	278	214	296	255	217	236	238	300	327	338	317	338	3,354
Sewri	154	152	145	185	150	159	187	167	185	203	177	197	2,061
Naigaum	207	149	176	190	155	210	229	231	267	231	230	275	2,550
Matunga	122	111	93	142	107	96	112	135	138	129	153	181	1,519
Sion	198	179	226	234	217	239	251	257	258	304	285	327	2,975
Dadar	220	169	137	150	118	186	225	225	328	350	231	232	2,571
Mahim	259	241	267	246	280	263	236	263	291	233	289	397	3,265
Parbhadevi	265	205	234	200	240	212	201	203	376	255	399	409	3,199
Worli	253	195	234	232	213	209	261	259	352	284	287	375	3,154
Chinchpokli	213	179	205	171	183	226	240	182	310	197	198	347	2,651
Love Grove	6	9	4	4	...	1	8	2	2	2	38
Harbour, Docks, etc.
Total ...	5,659	4,370	4,856	4,757	4,777	4,857	5,119	5,599	6,820	6,582	6,173	7,006	66,575

TABLE 11
BIRTHS BY MONTHS (1951-1955)

TABLE 13

PERCENTAGE OF THE TOTAL MORTALITY BY AGE-PERIODS

Age Period.	1953		1954		1955			Percentage of total mortality
	Deaths.	Percentage of total mortality.	Deaths.	Percentage of total mortality.	Deaths.		Persons (a)+(b)	
					Male. (a)	Female. (b)		
Under 1 year	9,000	26.5	8,534	26.7	4,147	3,750	7,897	28.1
1 to 5 years	5,926	17.5	5,766	18.0	1,904	2,213	4,117	14.6
5 to 10 years	1,127	3.3	957	3.0	406	405	811	2.9
10 to 15 years	492	1.5	432	1.3	185	177	362	1.3
15 to 20 years	663	2.0	623	2.0	284	266	550	2.0
20 to 30 years	2,653	7.8	2,343	7.3	1,073	884	1,957	7.0
30 to 40 years	2,416	7.1	2,228	7.0	1,169	671	1,840	6.5
40 to 50 years	2,527	7.4	2,317	7.2	1,451	611	2,062	7.3
50 to 60 years	3,066	9.0	2,730	8.5	1,806	671	2,477	8.3
60 years and above	6,057	17.9	6,078	19.0	3,329	2,706	6,035	21.5
Total	33,927	100.0	32,008	100.0	15,754	12,354	28,108	100.0

TABLE 14
DEATHS BY AGES AND MONTHS.

	January.	February.	March.	April.	May.	June.	July.	August.	September.	October.	November.	December.	Total.	Average of five years 1950-54.
Within 24 Hours ...	82	75	72	73	90	90	90	101	97	91	108	103	1,072	1,033
1 to 7 days ...	127	105	100	92	108	105	129	174	151	148	138	121	1,498	1,605
1 to 4 weeks ...	135	132	93	103	99	96	123	167	151	144	132	109	1,484	1,664
4 weeks to 3 months ...	81	77	58	69	82	92	98	136	98	94	76	89	1,050	1,193
3 months to 6 months ...	65	66	81	68	74	73	84	111	89	60	52	68	891	1,173
6 months to 12 months ...	88	111	124	150	155	179	243	268	184	123	137	140	1,902	2,493
1 to 2 years ...	123	127	148	148	152	141	200	220	146	137	184	162	1,888	2,765
2 to 5 years ...	168	175	184	181	184	176	192	244	194	159	189	183	2,229	3,060
5 to 10 years ...	67	53	83	82	83	72	67	69	49	60	72	54	811	1,134
10 to 15 years ...	35	36	25	35	29	32	22	32	27	29	32	28	362	525
15 to 20 years ...	44	41	43	39	46	38	44	47	50	55	55	48	550	765
20 to 30 years ...	156	158	163	180	173	162	155	166	134	177	162	171	1,957	2,809
30 to 40 years ...	150	146	166	159	144	135	165	162	160	133	161	159	1,840	2,503
40 to 50 years ...	190	183	184	181	153	164	154	179	165	148	181	180	2,062	2,450
50 to 60 years ...	212	207	222	222	196	198	198	201	233	169	214	185	2,477	2,782
60 and over ...	507	510	491	511	428	463	489	536	560	501	522	517	6,035	5,726
Age Unspecified
Still both
All Ages ...	2,230	2,202	2,237	2,293	2,196	2,216	2,453	2,813	2,488	2,248	2,415	2,317	28,108	33,680
Average of five years 1950-54.	2,888	2,595	2,956	2,931	2,918	2,613	2,899	3,018	2,885	2,794	2,566	2,617	33,680	...

TABLE 15
DEATHS BY AGES, CAUSES AND SEXES

No. in Short List.	Corresponding No. in detailed List.	Causes of deaths.	within 24 Hours.		1 to 7 Days.		1 to 4 weeks.		4 weeks to 3 months.		3 to 6 months.		6 to 12 months.		1 to 2 years.		2 to 5 years.		5 to 10 years.	
			Male.	Female.	Male.	Female.	Male.	Female.	Male.	Female.	Male.	Female.	Male.	Female.	Male.	Female.	Male.	Female.	Male.	Female.
1	1-2	Typhoid and Para Typhoid Fever	1	1	1	...	2	...	5	4	10	5	
2	6	Cerebro Spinal Fever	
3	8	Scarlet Fever	
4	9	Whooping Cough	1	...	2	1	...	4	4		
5	10	Diphtheria	1	...	1	1	2	2	9	11	25	23	40	22	41	14
6	13	Tuberculosis of Respiratory System	1	1	2	10	8	8	7	16	14	5	17
7	14-22	Other forms of Tuberculosis	3	1	17	14	38	34	56	48	76	72	30	22
8	30	Syphilitic disease	1	1	1	5	1	
9	33	Influenza	1	
10	35	Measles	1	2	4	7	10	9	9	10	3	3	
11	36	Acute Poliomyelitis and Polioencephalitis	1	1	...	1	1	1	2	...	1	
12	37	Acute infectious encephalitis	1	1	
13M	45-46A	Cancer of buccal cavity and Oesophagus (Males.)	
13F	48	Cancer of Uterus	
14	46B	Cancer of Stomach and duodenum	
15	50	Cancer of breast	
16	45-46A females	Cancer of all other Sites	1	1	2	4	2	...	
17	46 c-h,47,49,51,55	Diabetes	
18	61	Intra cranial Vascular Lesions	4	2	6	7	1	1	1	2	1	1	1	1	1	2	
19	83	Heart disease	
20	90-95	Other diseases of Circulatory system	1	1	3	2	
21	96-103	Bronchitis	
22	106	Pneumonia	
23	107-109	Other Respiratory diseases	5	2	25	17	84	79	209	222	3	1	1	3	1	6	7	7	128	
24	104,105,110-114	Ulceration of the Stomach or duodenum	
25	117	Diarrhoea	
26	119,120	Appendicitis	26	16	126	98	85	92	54	44	100	95	71	58	68	58	28	27
27	121	Other digestive diseases.	
28	115,116,118,122-129	Nephritis	1	...	11	7	13	9	5	7	5	2	8	6	29	14	21	20	23	43
29	130-132	Puerperal and Post Abortives Sepsis	
30	140-147	Other Maternal Causes	
31	141-146,148-150	Premature birth	360	297	342	324	112	96	13	17	1	2	1	3	1	
32	157,158,160,161	Congenital Malformation, injury at birth	207	131	349	240	379	338	123	137	57	57	67	68	20	24	9	14	...	
33	163-164	Suicide	
34	170-171	Road Traffic Accidents	
35	16 -169,172-198	Other Violent Causes	6	6	1	
36	Other defined diseases.	A. Small pox	
		B. Plague	
		C. Kala-Azar	
		D. Malaria	
		E. Ague and Remittent Fever	
		F. Relapsing Fever	
		G. Fever not defined	5	3	3	8	8	4	3	6	6	6	7	5	7	6	1	3
		H. Cholera	
		J. Dysentery	2	
		K. Leprosy	
		L. Senility and Old Age	
		M. All other causes	
		Males			608	...	835	...	802	...	517	...	464	...	921	...	907	...	997	...
Females			...	464	...	663	...	682	...	533	...	427	...	981	...	981	...	1,232	...	405
Total			1,072	1,498	1,484	1,050	891	19,02	1,888	2,229	811		
Percentage			28.1			14.6			2.9					

TABLE 15 (contd.)
DEATHS BY AGES, CAUSES AND SEXES

No. in Short List.	Corresponding No. in detailed List.	Causes of deaths.	10 to 15 years		15 to 20 years.		20 to 30 years.		30 to 40 years.		40 to 50 years.		50 to 60 years.		60 and Over.		Age Unspecified.		Total.		Persons.	No. in Short List.	
			Male.	Female.	Male.	Female.	Male.	Female.	Male.	Female.	Male.	Female.	Male.	Female.	Male.	Female.	Male.	Female.	Males	Females			
1	1-2	Typhoid and Para Typhoid Fever	4	6	19	12	64	16	23	3	16	2	8	3	5	1			158	53	211	1	
2	6	Cerebro-Spinal Fever	1			1	...	1	2	
3	8	Scarlet Fever	3	
4	9	Whooping Cough			7	5	12	4	
5	10	Diphtheria	1	2	1	3	1	1			92	79	171	5	
6	13	Tuberculosis of Respiratory System	4	7	23	29	109	88	180	85	197	56	214	45	160	38			928	397	1,325	6	
7	14-22	Other forms of Tuberculosis	8	11	5	12	22	47	16	27	19	10	6	6	3			302	307	609	7		
8	30	Syphilitic disease	9	...	8	1	15	...	11	...	6	...			52	8	60	8	
9	33	Influenza	1			1	2	3	9	
10	35	Measles	...	1	1	1			28	32	60	10	
11	36	Acute Poliomyelitis and Polioencephalitis	1	1			4	6	10	11	
12	37	Acute infections encephalitis	1			2	1	3	12	
13M	45-46A	Cancer of buccal cavity and Oesophagus (Males)	5	...	12	...	30	...	34	...			81	...	81	13	
13F	48	Cancer of Uterus	2	...	3	...	10	...	8	12	35	35	13	
14	46B	Cancer of Stomach and duodenum	1	2	5	2	5	4	12	3	17	15	...			40	26	66	14	
15	50	Cancer of breast	2	...	2	3	9	...	12	...	16	42	42	15	
	45-46A females																						
16	46-C-h, 47,49,51,55	Cancer of all other Sites	1	4	5	3	10	9	23	19	67	33	87	27	112	73			311	172	483	16	
17	61	Diabetes	...	1	3	1	5	2	8	4	16	10	30	20			63	38	101	17	
18	83	Intra cranial Vascular Lesions	2	10	7	18	11	40	22	72	28	138	125	...			293	213	506	18	
19	90-95	Heart disease	7	6	5	8	57	21	132	25	184	27	256	47	297	112			943	256	1,199	19	
20	96-103	Other diseases of Circulatory system	2	6	3	2	6	11	7	29	16	46	35			99	71	170	20	
21	106	Bronchitis	1	2	3	2	3	2	7	2	14	4	28	12			76	40	116	21	
22	107-109	Pneumonia	23	35	29	21	86	66	73	34	70	25	91	27	122	89			2,313	2,400	4,713	22	
23	104,105,110,114	Other Respiratory Diseases	4	2	6	1	17	15	19	14	76	22	104	25	149	89			403	186	589	23	
24	117	Ulceration of the Stomach or duodenum	5	1	11	1	5	...	4	3	8	1	...			34	6	40	24	
25	119-120	Diarrhoea	3	...	1	23	15	17	5	17	8	25	16	36	45	...			680	577	1,257	25	
26	121	Appendicitis	1	...	2	3	1	...	3	2	2	1			10	6	16	26	
27	115,116,118,122-129	Other digestive diseases	6	4	17	9	40	39	61	27	62	14	63	17	69	18			434	206	640	27	
28	130-132	Nephritis	1	1	3	1	11	8	15	5	16	10	30	10	71	34			163	84	247	28	
29	140-147	Puerperal and Post Abortive Sepsis	1	6	...	5	13	13	29	
30	141-146,148-150	Other Maternal Causes	5	...	25	...	22	...	2	54	54	30	
31	159	Premature birth	828	737	1,565	31
32	157,158,160,161	Congenital Malformation injury at birth			1,211	1,009	2,220	32	
33	163-164	Suicide	2	...	1	...	1			11	3	14	33	
34	170-171	Road Traffic Accident	9	1	11	2	31	2	24	5	18	5	26	3	28	8			165	40	205	34	
35	165-169,172-198	Other Violent causes	71	18	69	60	309	128	188	51	114	24	76	20	64	37			968	401	1,369	35	
	34	(A) Small-pox	1	...	2	...	10	2	4			30	14	44	A	
	3	(B) Plague	B	
	29	(C) Kala-Azar	C	
	28a	(D) Malaria	1	1			2	D	
	28b	(E) Ague and Remittent Fever	2	1	1			5	E	
	31	(F) Relapsing Fever	...	1	1	8	...	F	
	200: 2a	(G) Fever not defined	3	8	3	5	4	...	2			72	66	138	G36	
	4	(H) Cholera	7	H	
	27	(J) Dysentery	1	...	2	8	4	6	4	14	4	13	30	14			99	67	166	J	
	23	(K) Leprosy	5	10	3	12	4	11	3	8	3			46	15	61	K	
	162	(L) Senility & old age	185	103	1,316	1,494	...			1,531	1,597	3,128	L	
		(M) All other causes	40	73	83	95	216	354	315	297	455	301	412	226	505	405			3,268	3,081	6,349	M	
		Males	185		284		1,073		1,169		1,451		1,836		3,329				15,754				
		Females		177		266		884		671		611		671	2,706					12,354			
		Total	362		550		1,957		1,840		2,062		2,477		6,035						28,108		
		Percentage.	1.3		2.0		7.0		6.5		7.3		8.8		21.5						100.0		

TABLE 16

DEATHS AND DEATH RATES FROM EPIDEMIC AND PRINCIPAL CAUSES.

Causes of Death.	Average of years (1945-54)		1954		1955	
	Deaths.	Death-rate.	Deaths.	Death-rate.	Deaths.	Death-rate.
<i>Principal Epidemic Diseases</i>						
Small-pox	331	0.18	623	0.3	44	0.02
Measles	162	0.09	180	0.1	60	0.03
Plague	3	0.00	...	0.0	...	0.00
Enteric Fever	563	0.31	232	0.1	211	0.09
Malarial Fever	71	0.04	16	0.0	6	0.00
Ague and Remittent Fever	385	0.21	12	0.0	8	0.00
Influenza	9	0.00	4	0.0	3	0.00
Cholera	14	0.00	...	0.0	...	0.00
Dysentery	290	0.16	209	0.1	166	0.07
Diphtheria	98	0.05	140	0.1	171	0.07
<i>Other Principal Diseases.</i>						
Tuberculosis	2,258	1.24	2,184	0.9	1,934	0.83
Cerebro-Spinal Fever	29	0.01	4	0.0	1	0.00
Diseases of the Nervous System	1,014	0.55	939	0.4	973	0.42
Diseases of the Respiratory System	9,928	5.44	7,063	3.0	5,418	2.33
Diarrhoea and Enteritis	1,183	0.65	1,392	0.6	1,257	0.54
Puerperal State	109	0.06	68	0.0	67	0.03
Congenital Debility and Diseases of early Infancy	4,923	2.69	4,079	1.7	3,785	1.62
Old Age	3,396	1.86	3,188	1.4	3,128	1.34
Leprosy	72	0.04	74	0.0	61	0.03
Violence	1,453	0.79	1,395	0.6	1,588	0.68
Other Causes	10,229	5.63	10,206	4.4	9,227	3.97
Total	36,520	20.00	32,008	13.7	28,108	12.07

TABLE 17

CLASSIFICATION OF CAUSES OF DEATHS

Years.	Total deaths.	Verified by District Registrars.	Number of Certificates of the Causes of Deaths received from						Percentage of Total Certificates received to the Total Mortality.
			Medical Officers of Hospitals.	Private Medical Practitioners.	Hakims and Vaidyas.	Commissioner of Police.	Coroner of Bombay.	Total	
1950	34,285	17,903	9,500	4,711	102	365	1,704	16,382	47.8
1951	33,841	17,318	9,946	4,135	119	432	1,891	16,523	48.8
1952	34,337	17,505	9,009	4,964	93	420	2,346	16,832	39.0
1953	33,927	19,611	8,476	3,414	36	324	2,066	14,316	42.2
1954	32,008	17,264	7,647	4,279	65	277	2,476	14,744	46.0
1955	28,108	12,931	7,596	4,678	58	239	2,606	15,177	54.0

TABLE 18

DEATHS BY CAUSES

Classification No.		SPECIFIC CAUSES OF DEATH.	Jan.	Feb.	March	April	May	June	July	August	Sep.	Oct.	Nov.	Dec.	Total
Short List.	Detailed List.														
I.—Infective and Parasitic Diseases.															
(1-26) Diseases due to bacteria—															
I	1	Typhoid Fever	11	6	12	14	19	29	20	29	22	19	17	13	211
I	2	Para-typhoid Fever
B	3	Plague
H	4	Cholera
36	5	Undulant Fever
2	6	Cerebro-spinal Meningitis	1	1
36	7	Malignant Prostate and Anthrax
3	8	Scarlet Fever
4	9	Whooping Cough	1	1	1	1	1	2	1	1	1	4	12
5	10	Diphtheria	13	9	8	11	21	14	17	21	18	21	12	6	171
36	11	Erysipelas
36	12	Tetanus	22	20	16	14	17	18	22	25	23	16	19	15	227
(13-22) Tuberculosis (all forms)—															
6	13	Tuberculosis of the Respiratory System	123	114	129	110	95	95	102	123	116	93	113	106	1,325
	14	Tuberculosis of the Meninges and Central Nervous System	45	43	46	47	43	34	49	45	33	28	52	39	504
	15	Tuberculosis of the Intestines and Peritonium	1	5	3	10	6	4	6	7	3	5	8	10	68
	16	Tuberculosis of the Vertebral Column	2	1	1	1	1	1	1	2	1	1	2	1	15
	17	Tuberculosis of other bones and joints	1	1	...	2	1	...	1	1	1	...	2	1	11
7	18	Tuberculosis of the Skin and Subcutaneous Cellular Tissue
	19	Tuberculosis of the Lymphatic System
	20	Tuberculosis of the Genito Urinary System
	21	Tuberculosis of other organs
	22	Disseminated Tuberculosis	2	1	1	...	1	...	2	...	1	1	1	1	11
K	23	Leprosy	2	9	5	7	3	2	3	6	4	6	7	7	61
36	24	Purulent Infection and Septicaemia	1	8	3	6	4	5	7	11	8	3	6	5	67
36	25	Gonococcal Infection
36	26	Other Bacterial Diseases (Dysentery excepted)
	(a)	Glanders
	(b)	Tularaemia
	(c)	Other diseases included under 26
J	27	Dysentery	12	6	11	11	9	15	24	29	14	13	15	7	166
D	28(a)	Malaria	1	1	2	1	1	...	6
E	28(b)	Remittent Fever	3	1	...	1	1	2	...	8
C	29(a)	Kala Azar	...	1	1	2
36	29(b)	Other diseases due to parasitic Protozoa except Spirochaetes
8	30	Syphilis
	(a)	Locomotor Ataxia (Tabis dorsatis)	...	1	1	1	1	...	4
	(b)	General Paralysis of the Insane	1	1	1	...	1	1	1	...	7
	(c)	Aneurysm of Aorta	4	1	5	4	3	...	2	6	3	2	3	3	36
	(d)	Other forms of Syphilis	...	1	1	...	1	1	1	...	5
	(a)	Congenital Syphilis	1	1	1	1	...	4
	(b, c, d)	Other or Unspecified Syphilis	...	1	1	...	1	1	...	4
F	31	Relapsing Fever
36	32	Other Diseases due to Spirochaetes	1	1
9	33	Influenza	1	1	2
	(a)	With respiratory complications	1
	(b)	Without respiratory complications	...	1	2	44
A	34	Small-pox	10	...	7	6	5	4	5	3	8	...	2	2	60
11	35	Measles	2	2	6	3	4	7	3	8	6	8	5	6	10
36:1	36:1	Acute Poliomyelitis	2	3	2	...	1	...	1
36:2	36:2	Acute Poliomyelitis
42	37	Acute Infectious Encephalitis (Lethargic or Epidemic)	1	...	1	1	3
36	38	Other Diseases due to Viruses—
	(a)	Yellow Fever
	(b)	Rabies (shown under 194 a)	1
	(c)	Herpes Zoster	1
	(d)	German Measles
	(e)	Varicella (Chickenpox)	1	2	2	3	8
	(f)	Other diseases included under 38
36	39	Typhus
36	40	Ankylostomiasis	1	1
36	41	Hydatid Diseases
	(a)	Hydatid disease of liver
	(b)	Hydatid diseases of other or Unspecified organs	1	...	12
36	42	Other diseases due to Helminths	2	2	1	1	...	1	2	1	1	1	2
36	43	Mycoses	1	...	1
36	44	Other Infective or Parasitic Diseases
	(a)	Veneral diseases (other than syphilis and Gonorrhoea)
	(b)	Pernicious lympho granulomatosis (Hodgkins diseases)	3	1	...	1	1	6
	(c)	Mumps	1	1
	(d)	Other diseases included under 44
II.—Cancer and other Tumours.															
	45*	Cancer of the Buccal Cavity and Pharynx
	(a)	Lips	...	1	1	1	1	1	1	...	5
		Males	2
		Females	19
	(b)	Tongue	2	1	1	2	1	2	2	1	3	2	1	1	4
		Males	1
		Females	12
	(c)	Other and Unspecified sites	2	...	3	1	2	...	1	1	1	2	1	1	8
		Males
		Females
	46	Cancer of the digestive organs and peritonium
	(a)	Oesophagus	4	6	6	5	3	4	6	5	6	4	3	2	54
		Males	27
		Females	2	1	1	3	2	2	4	1	5	2	1	3	27
14	(b)	Stomach and duodenum	4	6	7	6	5	8	5	10	9	9	4	2	66
16	(c)	Intestines other than duodenum or rectum	5	5	3	7	4	3	8	6	4	4	5	4	58
	(d)	Rectum	1	2	1	2	2	1	1	1	3	1	1	2	18

*Males are tabulated in short list No. 13 and females in No. 16 of detailed list Nos. 45, 46a.

TABLE 18—(Contd.)
DEATHS BY CAUSES.

Classification No.		SPECIFIC CAUSES OF DEATH.	Jan.	Feb.	Mar.	April	May	June	July	Aug.	Sept.	Oct.	Nov.	Dec.	TOTAL	
Short List.	Detailed List.															
		<i>V. Chronic Poisoning and Intoxication—contd</i>														
36	79	Chronic poisoning by other mineral and organic substances	
		(b) Poisoning by narcotic and Soporific drug	
		(c) Other non-occupational chronic poisoning	
		(d) Unspecified poisoning	
		<i>VI.—Diseases of the nervous system and sense organs.</i>														
18	80	Encephalitis (non-epidemic)—	
		(a) Intra Cranial abscess	1	7	...	1	1	1	1	...	2	1	1	1	11	
		(b) Other diseases included under 80	16	9	12	11	6	18	7	10	5	8	110	
	81	Meningitis (non-meningococcal)	13	14	8	11	9	10	12	14	13	11	12	15	142	
	82	Diseases of Medulla and Spinal cord	...	1	1	1	1	2	...	1	1	2	10	
	18	83	Intracranial Lesions of Vascular origin
			(a) Cerebral Haemorrhage	23	41	21	27	24	23	22	29	21	17	28	18	294
			(b) Cerebral Embolism and Thrombosis	10	10	17	12	7	9	9	10	8	7	6	6	110
			(c) Softening of Brain
		(d) Hemiplegia and other paralysis of unstated origin	5	13	12	6	4	8	11	14	5	10	5	9	102	
	(e) Other Intra-cranial effusions		
18	84	Mental Disorders and Deficiency	
		(b) Syphilis (dementia proeox)	
		(d) Other mental disorders included under 84	
		(3) Mania	
	(7) Other or Unspecified conditions included under (84)d		
36	85	Epilepsy	...	2	2	2	1	1	...	1	2	1	1	2	15	
	86	Convulsions in children under 5 years of age	9	8	11	14	19	13	21	16	15	12	9	13	160	
	36	87	Other Diseases of the Nervous System—
			(a) Chorea
			(b) Neuritis (non-Rheumatic)	2	3
			(c) Paralysis agitans	1	1
			(d) Disseminated Sclerosis	1	1
			(e) Other diseases included under 87
			(1) Convulsions of undetermined origin (age 5 and over)	...	1	...	1	1	1	1	1	...	2	1	...	7
		(2) Other diseases included under 87(e)	1	1	...	1	1	1	1	2	8	
88	Diseases of the organs of Vision		
19	89	Diseases of the Ear and of the Mastoid Antrum—	
		(a) Otitis and other diseases of the Ear	
	(b) Diseases of the Mastoid Antrum		
		<i>VII.—Diseases of the Circulatory System.</i>														
19	90	Pericarditis	...	2	1	3	
	91	Acute Endocarditis	1	1	1	3	
	19	92abc	Chronic Affections of the valves and endocardium	7	6	6	9	6	7	11	8	6	5	10	12	93
			Acute Myocarditis	1	2	...	1	1	2	7
		Chronic Myocarditis specified as Rheumatic	1	1	2	1	...	2	2	3	12	
	19	93c	(1) Cardio vascular degeneration	1	1	1	1	4
			(2) Myocardial degeneration described as Fatty
			(3) Other Myocardial degeneration	3	...	6	5	3	5	4	6	3	3	4	7	49
		93d	Myocarditis (not distinguished as acute or chronic)	7	4	2	3	...	2	...	4	3	1	...	4	30
	94	Diseases of the Coronary Arteries, Angina Pectoris	74	56	64	74	67	73	85	73	79	77	91	99	912	
19	95	Other Diseases of the Heart—	
		(a) Functional heart disease (without mention of organic lesion)	2	3	4	1	2	1	1	2	1	3	1	1	22	
		(b) Heart Disease specified as Rheumatic but otherwise ill defined	7	4	6	4	4	7	8	5	3	4	6	6	64	
	(c) Other diseases included under 95		
96	Aneurysm (except of Heart and Aorta)		
97	Arterio Sclerosis (excluding Coronary or Renal Sclerosis or Cerebral Haemorrhage)	1	1	1	1	1	1	6		
20	98	Gangrene	2	1	...	1	1	4	
	99	Other Diseases of the arteries	...	1	1	2	1	2	1	2	2	1	1	1	15	
	100	Diseases of the Veins—	
	(a) Varices		
	(b) Other diseases of the Veins	1	1		
101	Diseases of the Lymphatic system		
102	High Blood Pressure (Idiopathic)	9	8	13	14	10	12	8	15	17	14	8	12	140		
103	Other Diseases of the Circulatory system	1	...	1	1	...	1	4		
		<i>VIII.—Diseases of the Respiratory System.</i>														
23	104	Diseases of the Nasal Fossae and Annexa...	1	1	8	
	105	Diseases of the Larynx	1	...	1	1	1	1	...	1	...	1	...	1	6	
21	106A	Acute Bronchitis	1	2		
	106B	Chronic Bronchitis	5	12	8	9	6	11	7	10	12	12	3	107		
	106C	Bronchitis (not distinguished as acute or chronic)	...	1	1	...	1	3	
22	107	Broncho Pneumonia	191	235	230	259	277	228	237	333	245	198	248	238	2,919	
	108	Lobar Pneumonia	9	5	7	9	12	7	10	13	8	5	6	6	97	
	109	Pneumonia (Unspecified)	135	120	146	163	158	135	155	166	144	127	118	132	1,697	

TABLE 18—(Contd.)

DEATHS BY CAUSES.

Classification No.	Specific Causes of Death	Jan.	Feb.	Mar.	April	May	June	July	Aug.	Sep.	Oct.	Nov.	Dec.	TOTAL
	<i>XI.—Diseases of Pregnancy, child-birth and the Puerperal State.—Contd.</i>													
30	146 Haemorrhage of child birth and Puerperium
	(a) Placenta Praevia (with child-birth)
	(b) Premature separation of Placenta (with child birth).
	(c) Other Haemorrhages of child birth
29	(d) Other Haemorrhages after child birth	1	1	1	1	...	1	2	...	1	1	1	...	10
	147 Infection during child birth and the Puerperium	1	...	1	1	1	3	...	1	1	...	9
	148 Puerperal Toxaemia
	(a) Puerperal eclampsia	1	...	1	...	1	1	1	5
	(b) Puerperal Albuminuria and Nephritis
30	(c) Acute yellow atrophy of liver (Post-Partum)	1	1	2
	149 Other accidents of child birth	1	1	...	1	2	1	...	1	2	...	1	2	12
	150 Other or Unspecified conditions of child birth and Puerperal state	...	1	1	1	1	4
	<i>XII.—Diseases of the Skin and Cellular Tissue</i>													
	151 Carbuncle, Boils	1	1	2
	152 Cellulitis, Acute Abscess	2	3	2	1	1	1	...	1	1	1	13
	153 Other Diseases of the Skin and Cellular Tissues.	2	1	1	1	2	2	1	...	1	1	1	3	16
36	<i>XIII.—Diseases of the Bones and Organs of Movements</i>													
	154 Osteomyelitis and Periostitis	...	1	1	1	3
	155 Other diseases of the bones	1	1	...	1	...	1	...	5
	156 Diseases of the joints and other organs of movements	...	1	1
	<i>XIV.—Congenital Malformation</i>													
32	157 Congenital Malformations	6	7	7	9	4	6	10	12	5	8	4	6	84
	<i>XV.—Diseases peculiar to the First Year of Life</i>													
32	158 Congenital Debility	132	120	93	94	106	115	135	192	170	181	172	168	1,684
31	159 Premature Birth	129	122	113	101	125	124	144	152	149	124	156	126	1,565
	160 Injury at Birth	5	4	5	8	10	8	8	14	12	7	5	9	95
	161 Other diseases peculiar to the first year of life—
	(a) Asphyxia during or after birth, Atelectasia.	14	22	9	11	18	16	21	29	25	22	14	19	218
32	(b) Intoxication due to maternal toxæmia, Antenatal toxæmia.
	(c) Infections of the New born	2	1	8	7	12	10	6	16	11	8	3	7	91
	(1) Infections of the Umbilicus	1	1	4
	(2) Pemphigus neonatorum	1	...	1
	(3) Other or unspecified infections included under 161 (c).
	(d) Other specified diseases included under 161	5	2	4	5	1	3	6	6	5	4	1	2	44
	<i>XVI.—Senility, Old age</i>													
1	162A Old age	1	1	1	3
	162B Senility with mention of senile dementia
	162C Senility without mention of senile dementia	278	280	236	245	223	220	237	256	295	269	299	281	3,125
	<i>XVII.—Deaths from Violence Suicide (163-164)</i>													
	163 Suicide by Poisoning
	(a) Suicide by solid or liquid toxic or corrosive substances.
	(1) By Corrosive substances
	(2) By analgesic and narcotic drugs
	(3) By Soporific drugs
	(4) By other solid or liquid poisons
	(b) Suicide by poisonous gas
	(1) By Coal gas
	(2) By motor exhaust gases
	(3) By other poisonous gas
33	164 Other forms of suicide—
	(a) Suicide by hanging or strangulation	1	...	2	...	1	3	...	2	3	...	2	...	14
	(b) Suicide by drowning
	(c) Suicide by fire arms and explosives
	(d) Suicide by cutting or piercing instruments.
	(e) Suicide by Jumping from high places.
	(f) Suicide by crushing
	(g) Suicide by other or Unspecified means.
	<i>Homicide (165-168)</i>													
	165 Infanticide (Infants under 1 year)	1	1	1	1	...	1	...	1	6
	166 Homicide by Firearms	1	1	1	...	1	1	5
35	167 Homicide by cutting or piercing instruments.	2	10	7	6	6	5	8	6	9	8	6	1	74
	168 Homicide by other or Unspecified means	1	...	2	5	1	2	1	2	3	2	5	1	25

TABLE 18—(Contd.)

DEATHS BY CAUSES.

Classification No.		SPECIFIC CAUSES OF DEATH.	Jan.	Feb.	Mar.	April	May	June	July	Aug.	Sep.	Oct.	Nov.	Dec.	TOTAL
Short List	Detailed List.														
		<i>Homicide</i>													
35	169	Accidental Deaths (or deaths not known to be due to suicide or Homicide (169-195), and other violent deaths (196-198).
34	170	Railway accidents (any cause of death except war.) ...	27	18	15	20	20	24	34	27	31	45	45	33	340
	171	Motor Vehicle Accidents (any cause of death except war.)
		(a) Collisions with train	2	1	3
		(b) Collisions with tram	1	1	2
		(c) Other accidents included under 170 ...	20	19	14	7	24	19	12	9	14	19	16	20	193
	172	Other Road Transport Accidents (any cause of death except war.)
		(a) Tramway accidents on roads	1	1	2
		(b) Other accidents included under 171	2	...	1	1	1	5
	173	Water Transport accidents (any cause of death except war.)	4	4
	174	Air Transport Accidents (any cause of death except war.)
	176	Accident in mines and quarries (any cause of death except war.)
	177	Accidents caused by Machinery (any cause of death.) ...	1	1
	178	Food Poisoning
35	178	Accidental Absorption of Poisonous gas—
		(a) Carbon Monoxide
		(d) Accidental absorption of any other irrespirable or poisonous gas included in 178
	179	Other acute Accidental poisoning (not by gas)
		(a) Salvarsan and other organic preparations of arsenic.
		(b) Other acute accidental poisoning not by gas included in 179. ...	4	4	5	14	8	5	7	5	9	11	3	4	79
	180	Conflagration
	181	Accidental Burns (conflagration excepted) ...	26	18	25	22	19	20	23	15	14	18	29	22	251
	182	Accidental Mechanical Suffocation	1	1
	183	Accidental drowning ...	4	4	10	13	14	7	9	14	15	19	2	5	116
	184	Accidental Injury by Firearms	2	2
	185	Accidental Injury by cutting or piercing instruments
	186	Accidental Injury by fall, crushing, land slides, etc. ...	31	21	31	21	28	30	27	18	24	19	52	51	353
	187	Cataclysm (any cause of death)
	188	Injury by animals (Poisoning by Venomous animals excepted)
	189	Hunger or Thirst
	192	Lighting	1	1
	193	Other Accidents due to Electric Currents	3	3
	194	Attack by Venomous Animals—
		(a) Hydrophobia ...	1	3	4	6	4	2	2	2	1	2	27
		(b) Snake Bites	1	1	1	1	4
		(c) Attack by Venomous animals included in 194
	195	Other Accidents—
		(a) (1) Vaccinia
		(2) Other Sequelae of Vaccination against Small-pox
		(b) Other accidents due to medical or surgical intervention—
		(1) Anaesthetic accidents	1	1	2	1	1	1	...	3	1	11
		(2) Other accidents included under 195 (b)	1	1	1	...	3
		(c) Lack of care of the New born
		(d) Other and Unspecified accidents under 195. ...	7	7	3	5	6	8	4	...	3	2	12	5	62
	196	Deaths of persons in Military Service during operations of war—
		(b) From wounds	1	1
		(c) From other or unspecified causes
	198	Legal Executions
		<i>XVIII.—ILL-Defined causes of Deaths</i>													
	199	Sudden Death
36	200	Causes of Death unstated or Ill-defined
		(a) Ill-defined Causes—
		(1) Heart failure ...	73	114	97	95	64	83	114	108	74	36	63	80	1,000
		(2) Other ill-defined causes ...	62	42	52	45	34	53	55	64	52	48	49	36	592
		(b) Found, dead, Cause unknown
		(c) Other deaths from Unknown or Unspecified cause ...	7	8	6	3	5	7	8	11	9	6	7	6	83
	200:2(a)	Fever not defined ...	6	10	13	16	14	8	14	10	13	9	12	13	138
		Total ...	2,230	2,202	2,237	2,293	2,196	2,216	2,453	2,813	2,488	2,248	2,415	2,317	28,108

TABLE 20
DEATHS BY SECTIONS AND AGE-PERIOD

1 Name of Sections.	2 Under 1 year.	3 1 to 5 years.	4 5 to 10 years.	5 10 to 15 years.	6 15 to 20 years.	7 20 to 30 years.	8 30 to 40 years.	9 40 to 50 years.	10 50 to 60 years.	11 60 years and above.	12 Age un-specified.	13 TOTAL DEATHS			14 No. of deaths among males to 100 deaths among females.	15 Ratio of deaths per 1,000 of population.		
												Males.	Females.	Persons.		1951	Mean during the previous 5 years.	
Upper Colaba	16	5	8	3	2	2	1	3	...	16	14	32	129	3.1	2.5	
Middle and Lower Colaba	144	68	12	4	...	48	29	28	34	160	...	317	218	535	145	14.5	14.1	
Fort Southern	16	6	1	2	3	4	...	4	...	25	11	36	227	2.8	6.0	
Fort Northern	116	54	11	9	8	33	39	53	59	128	...	314	196	510	160	13.5	14.6	
Esplanade	106	36	9	7	7	43	49	53	57	108	...	292	183	475	160	12.5	12.8	
Mandvi	96	62	12	6	7	22	25	30	38	70	...	225	143	368	157	11.6	1.6	
Chakla	67	34	8	2	6	22	15	26	32	63	...	168	107	275	157	9.3	15.3	
Umarkhadi	225	103	19	10	15	57	41	57	80	206	...	439	374	813	171	8.7	0.9	
Dongri	115	71	8	11	12	36	27	38	33	101	...	250	202	452	124	21.0	14.9	
Khara Talao	99	33	8	2	10	20	18	26	41	97	...	215	139	354	155	12.8	10.7	
Kumbharwada	101	73	13	7	10	31	31	35	40	93	...	227	207	434	110	11.6	10.4	
Bhuleswar	158	81	14	8	12	36	48	49	60	184	...	368	282	650	130	12.3	12.3	
Market	101	43	10	5	11	25	26	38	45	103	...	248	159	407	160	8.1	8.0	
Dhobi Talao	200	90	18	15	9	42	44	50	90	196	...	439	315	754	139	12.5	11.6	
Fanaswadi	118	74	10	10	7	35	33	44	46	159	...	279	257	536	109	10.4	10.2	
Khetwadi	162	80	20	9	19	39	56	56	98	189	...	416	312	728	133	12.9	10.9	
Tardeo	180	72	16	7	13	33	33	44	49	159	...	335	271	606	124	12.9	12.6	
Girgaum	150	67	17	7	18	51	40	57	80	236	...	374	349	723	107	11.2	10.8	
Choupati	39	11	2	3	4	7	10	11	20	89	...	93	103	196	90	6.3	6.2	
Walkeshwar	71	24	5	2	8	18	17	25	25	96	...	153	138	291	111	9.2	8.2	
Mahalakshmi	214	120	18	10	13	55	39	53	102	303	...	508	419	927	121	16.7	15.5	
Mazagaon	253	120	20	14	18	60	48	65	64	135	...	461	336	797	137	17.6	15.2	
Tarwadi	195	95	19	4	13	53	38	47	58	131	...	365	288	653	127	12.7	11.9	
1st Nagpada	75	26	6	2	4	8	18	20	20	65	...	144	100	244	144	16.0	13.0	
2nd Nagpada	245	87	21	41	52	212	256	221	238	323	...	1,222	474	1,696	258	48.7	45.0	
Kamathipura	418	147	28	5	19	63	51	64	60	167	...	526	496	1,022	106	19.6	18.8	
Byculla	632	292	53	24	34	132	105	143	157	336	...	1,031	877	1,908	118	15.4	14.2	
Parel	406	196	62	18	22	104	113	116	148	269	...	852	602	1,454	142	14.5	14.1	
Sewri	368	198	34	8	12	64	60	32	63	146	...	516	469	985	110	17.6	17.3	
Naigaum	286	169	36	13	23	75	69	64	89	183	...	533	474	1,007	112	11.1	10.6	
Matunga	89	39	12	6	9	28	26	42	56	150	...	464	193	457	137	8.6	8.9	
Sion	469	215	33	16	23	76	64	88	82	220	...	689	597	1,286	115	16.8	19.4	
Dadar	584	393	67	15	29	98	74	73	73	249	...	859	796	1,655	108	15.0	13.5	
Mahim	253	127	34	14	19	54	58	66	78	251	...	528	426	954	124	15.9	15.8	
Parbhadevi	342	245	47	18	28	82	66	82	91	251	...	635	617	1,252	103	20.1	16.3	
Worli	456	336	64	13	31	103	91	78	77	177	...	771	655	1,426	118	16.9	15.8	
Chinchpokli	319	219	44	17	17	84	74	77	90	232	...	623	550	1,173	113	10.4	8.9	
Love Grove	13	6	3	4	5	3	3	...	22	15	37	147	4.9	4.0	
Harbour, Docks, etc.	0.1	...
Total	7,897	4,117	811	362	550	1,957	1,840	2,062	2,477	6,035	...	15,754	12,354	28,108	128	13.8	15.6	
Average to five years 1950-54	9,161	5,825	1,134	525	765	2,809	2,503	2,450	2,782	5,726	33,680

Period	MONTHS												Total
	Jan.	Feb.	Mar.	April.	May.	June.	July.	Aug.	Sept.	Oct.	Nov.	Dec.	
1954	2,892	2,725	3,130	2,904	2,608	2,908	2,876	2,800	2,553	2,470	2,231	2,301	32,008
1955	2,230	2,202	2,237	2,293	2,196	2,216	2,453	2,813	2,488	2,248	2,415	2,317	28,108

TABLE 19
DEATHS BY MONTHS

TABLE 21

DEATHS BY SECTIONS AND MONTHS

Name of Sections.	MONTHS.												Total.
	Jan.	Feb.	March.	April.	May.	June.	July.	August.	Sept.	Oct.	Nov.	Dec.	
Upper Colaba ...	3	4	3	2	1	1	...	4	4	4	2	4	32
Middle and Lower Colaba. Fort Southern ...	42	32	55	35	36	41	32	44	60	47	54	52	535
Fort Northern ...	4	3	2	1	2	3	2	4	3	2	6	3	35
Esplanade ...	37	31	45	50	48	34	46	49	40	32	53	46	511
Mandvi ...	36	31	34	29	32	39	43	43	57	49	43	39	475
Chakla ...	27	30	26	39	29	25	28	38	32	30	41	23	368
Umerkhadi ...	23	23	31	20	24	20	26	23	19	18	25	24	276
Dongri ...	54	52	72	84	79	71	62	96	69	63	61	49	812
Khara Taleo ...	50	35	30	29	35	34	44	47	32	36	38	42	452
Kumbharwada ...	29	32	38	37	23	25	33	33	24	26	33	21	354
Bhuleshwar ...	38	43	34	34	41	37	30	32	37	36	34	38	434
Market ...	69	63	58	65	50	46	55	54	41	47	51	51	650
Dhobi Taleo ...	27	22	40	31	29	31	32	35	42	35	36	47	407
Fanaswadi ...	56	61	67	53	57	57	69	71	65	56	81	61	754
Khetwadi ...	52	50	31	52	41	35	56	37	47	42	51	42	536
Tardeo ...	72	86	55	58	48	52	49	73	62	59	63	51	728
Girgaum ...	41	51	51	50	51	50	42	56	65	35	52	62	606
Chaupati ...	58	46	51	70	61	58	79	66	70	50	61	53	723
Walkeshwar ...	13	15	16	24	23	7	10	28	13	15	18	14	196
Mahalaxmi ...	33	27	20	16	17	26	27	34	22	27	18	24	291
Mazgaon ...	87	67	79	74	70	85	84	76	87	71	81	66	927
Tarwadi ...	50	75	64	65	68	60	67	86	62	66	65	69	797
1st Nagpada ...	67	47	60	50	54	50	60	62	42	56	54	51	653
2nd Nagpada ...	21	14	17	22	20	17	25	29	18	13	25	23	244
Kamathipura ...	137	124	139	139	132	113	135	160	152	137	168	160	1,696
Byculla ...	81	78	77	85	79	81	92	106	89	80	92	82	1,022
Parel ...	163	159	154	142	148	163	155	163	164	146	184	167	1,908
Sewri ...	111	116	110	130	108	127	126	141	133	117	129	106	1,454
Naigaum ...	63	72	72	74	72	87	93	103	86	97	78	83	985
Matunga ...	76	67	78	85	87	79	92	102	99	75	85	82	1,007
Sion ...	33	36	39	30	28	31	50	46	43	36	33	52	457
Dadar ...	76	100	99	96	110	117	103	138	124	120	102	101	1,286
Mahim ...	122	101	131	134	142	123	165	196	136	146	123	136	1,655
Parbhadevi ...	75	90	66	88	74	88	100	89	69	62	71	82	954
Worli ...	121	100	97	100	93	101	92	130	114	105	101	98	1,252
Chinchpokli ...	92	93	104	112	104	106	142	178	147	118	116	114	1,426
Love Grove ...	88	116	90	85	77	94	105	130	114	91	86	97	1,173
Harbour, Docks etc. ...	3	5	2	3	3	2	2	6	5	3	1	2	37
TOTAL
TOTAL ...	2,230	2,202	2,237	2,293	2,196	2,216	2,453	2,813	2,488	2,248	2,415	2,317	28,108

TABLE 23

INFANT MORTALITY—
BOMBAY BORN AND OUT BORN CHILDREN

	Born in Bombay.		Born out of Bombay.	Deaths under 1 year of age.
	Births Registered.			
	Before death.	After death.		
Total	49,96	1,227	1,674	7,897
Percentage	63.3	15.5	21.2	100.0

TABLE 24

INFANT MORTALITY FROM PRINCIPAL CAUSES FROM (1950-55)

Causes of Death.	1950.	1951.	1952.	1953.	1954.	Annual Average 1950 to 1954. (a)	1955. (b)	Difference between (a) and (b)
Poliomyelitis	8	4	3	7	8	6	3	— 3
Small-pox	36	44	22	33	160	59	9	— 50
Measles	29	48	14	32	59	36	14	— 22
Malarial Fever	1	4	2	...	1	2	...	— 2
Ague and Remittent Fever and Fever not defined.	49	90	81	88	69	75	52	— 23
Diarrhoea and Enteritis	493	556	614	611	659	587	736	+ 149
Dysentery	35	39	45	51	26	39	29	— 10
Infantile Debility & Malformation including Premature Birth.	5,073	5,279	4,843	4,439	4,009	4,729	3,718	— 1,011
Diseases of the Respiratory system.	2,370	2,489	2,549	2,680	2,545	2,527	2,232	— 295
Convulsions	246	227	221	172	122	193	139	— 59
All Causes	9,191	9,746	9,335	9,000	8,534	9,161	7,897	— 1,264

TABLE 25

DEATHS AMONG INFANTS FROM PRINCIPAL CAUSES BY AGE-PERIODS

Age period	Small-pox.	Measles.	Malarial fever.	Ague and Remittent Fever and fever not defined.	Diarrhoea and Enteritis.	Dysentery.	Infantile Debility Malformation and premature birth.	Diseases of Respiratory system.	Convulsions.	Poliomyelitis.	All causes.	Percentage to the total infant deaths.
upto 7 days.	8	42	2	2,250	56	57	...	2,570	32.5
1 to 4 weeks	1	...	11	224	1	925	173	16	1	1,484	18.8
Total under 4 weeks.	...	1	...	19	266	3	3,175	229	73	1	4,054	51.3
4 weeks. to 6 months.	4	2	...	21	275	9	407	939	35	1	1,941	24.6
6 to 12 months	5	11	...	12	195	17	136	1,064	31	1	1,902	24.1
Total	9	14	...	52	736	29	3,718	2,232	139	3	7,897	100.0

TABLE 26

INFANT DEATHS FROM PRINCIPAL CAUSES BY AGE-GROUPS, EXPRESSED AS PERCENTAGES OF THE TOTAL INFANT DEATHS.

Age-Period.	Small-pox.	Measles.	Malarial fever.	Ague and Remittent Fever and fever not defined.	Diar-rhoea and Enteritis.	Dysen-tery.	Infantile Debility and Malforma-tion, including premature births.	Diseases of the Respira-tory system.	Convul-sions.	Polic-myelitis.	Other causes.	All caused.
Under 7 days.	0.0	0.0	0.0	0.3	1.6	0.1	87.5	2.2	2.2	0.0	6.1	100.0
1 to 4 weeks ...	0.0	0.1	0.0	0.7	15.1	0.1	62.3	11.7	1.1	0.1	8.8	100.0
4 weeks to 6 months.	0.2	0.1	0.0	1.1	14.2	0.5	21.0	48.4	1.8	0.1	12.6	100.0
to 12 months.	0.3	0.6	0.0	0.6	10.3	0.9	7.2	55.9	1.6	0.1	22.5	100.0
Total percent-age for all ages upto 1 year.	0.1	0.2	0.0	0.7	9.3	0.4	47.1	28.3	1.8	0.0	12.1	100.0

TABLE 27.

NEONATAL DEATH RATES.

Years.	Births.	Neonatal Deaths.	Rate.
1944	56,907	4,306	75.7
1945	53,170	4,931	75.8
1946	53,469	4,094	76.5
1947	50,833	3,599	70.8
1948	54,629	3,970	72.7
1949	58,081	4,390	75.6
1950	60,597	4,460	73.6
1951	65,679	4,626	70.4
1952	66,125	4,417	66.8
1953	62,726	4,055	64.6
1954	63,072	3,953	62.7
1955	66,575	4,054	60.9

TABLE 28
INFANT DEATHS AND OTHER DEATHS.

Age-period.	MONTHS.												Total
	Jan.	Feb.	Mar.	April	May	June	July	Aug.	Sept.	Oct.	Nov.	Dec.	
Under 1 year.	578	566	528	555	608	635	767	957	770	660	643	630	7,897
1 year and upwards.	1,652	1,636	1,709	1,738	1,588	1,581	1,686	1,856	1,718	1,588	1,772	1,687	20,211

TABLE 29

DEATHS AMONG INFANTS BY CAUSES, MONTHS AND AGES.

Causes of Deaths.	Total.	MONTHS.												AGES.			
		Jan.	Feb.	Mar.	April	May	June	July	Aug.	Sept.	Oct.	Nov.	Dec.	Under 1 week.	1 to 4 weeks.	4 weeks to 6 months.	6 to 12 months.
36 Poliomyelitis	3	3	1	1	1
28a Malaria
28b Ague and Remittent Fever
34 Small-pox	9	2	...	1	1	1	1	1	1	1	4	5
35 Measles	14	...	1	2	...	3	1	...	1	1	3	...	2	...	1	2	11
8 Scarlet Fever
9 Whooping Cough	4	1	...	1	...	1	1	1	3
10 Diphtheria	27	1	2	5	4	3	3	4	3	1	1	...	1	6	20
33 Influenza	1	1	1	...
4 Cholera
27 Dysentery	29	1	1	2	1	4	2	3	10	3	...	2	...	2	1	9	17
3 Plague
6 Cerebro-Spinal Fever
13 Tuberculosis of Respiratory system	23	1	1	1	2	1	3	5	1	2	...	2	4	5	18
14-22 Other Tuberculous Diseases	107	9	9	10	9	5	6	7	8	6	7	16	15	35	72
30 Syphilis	10	1	1	2	1	1	...	4	2	8	...
70 Rickets	241	15	9	14	17	19	18	36	42	22	14	18	17	2	...	54	185
86 Convulsions	139	8	7	11	8	9	21	12	13	12	14	13	11	57	16	35	31
106 Bronchitis	18	2	1	2	3	2	4	1	1	1	1	5	4	7	2
107-109 Pneumonia	2,188	152	155	157	181	181	186	230	267	206	155	149	169	49	163	924	1,052
104, 105, 110-114 Other Respiratory Diseases	26	...	2	2	2	1	4	3	4	...	4	...	4	2	6	8	10
118-1 Gastritis
119-120 Diarrhoea and Enteritis	736	53	57	52	48	55	64	90	100	72	61	40	44	42	224	275	195
157, 158, 160, 161 Congenital Malformation, Injury at Birth	2,153	160	152	130	128	143	155	181	267	221	225	192	199	927	717	374	135
159 Premature-Birth	1,565	129	122	113	101	125	124	144	152	149	124	156	126	1,323	208	33	1
161a Atelectasis
200a-2 Suffocation Over-Lying
200-2a Fever not defined	52	3	3	5	7	6	3	6	3	5	1	7	3	8	11	21	12
Other Causes	552	43	46	25	47	45	37	42	80	65	48	41	33	153	129	138	132
Total	7,897	578	566	528	555	608	635	767	957	770	660	643	630	2,570	1,484	1,941	1,902

TABLE 30

INFANT MORTALITY BY SECTIONS AND MONTHS

Localities Name of Sections.	MONTHS.												TOTAL
	Jan.	Feb.	March.	April.	May.	June.	July.	August.	Sept.	Oct.	Nov.	Dec.	
Upper Colaba ...	2	2	1	...	1	1	...	2	3	3	1	...	16
Middle and Lower Colaba.	8	12	10	10	10	13	9	13	17	18	9	15	144
Fort, Southern ...	2	2	...	1	...	1	1	1	1	2	3	2	16
Fort, Northern ...	10	2	7	7	11	7	16	14	7	9	15	11	116
Esplanade ...	6	7	9	3	10	6	11	15	14	8	9	8	106
Mandvi ...	5	4	5	9	6	8	6	15	12	7	10	9	96
Chakla ...	6	4	5	2	4	4	8	9	6	7	8	4	67
Umarkhadi ...	16	11	23	18	22	19	18	40	19	15	14	10	225
Dongri ...	9	6	7	8	4	6	12	17	15	11	11	9	115
Khara Talao ...	4	13	10	9	4	6	11	14	8	8	8	4	99
Kumbharwada ...	12	12	7	10	9	9	8	6	7	6	7	8	101
Bhuleshwar ...	15	21	11	12	12	11	18	13	12	12	11	10	158
Market ...	4	4	6	9	10	7	10	13	13	9	6	10	101
Dhobi Talao ...	15	19	13	10	16	12	21	20	19	18	19	18	200
Fanaswadi ...	9	10	6	9	13	7	14	11	10	14	6	9	118
Khetwadi ...	19	15	7	13	11	14	10	23	14	11	20	5	162
Tardeo ...	6	9	10	20	18	15	16	23	21	7	17	18	180
Girgaum ...	14	5	9	12	10	12	20	15	19	10	16	8	150
Chowpati ...	2	1	2	4	5	2	2	6	4	6	2	3	39
Walkeshwar ...	8	10	4	4	2	3	7	10	7	10	3	3	71
Mahalakshmi ...	20	20	19	6	16	21	22	23	18	15	15	19	214
Mazgaon ...	10	18	13	17	19	22	28	36	26	20	25	19	253
Tarwadi ...	22	9	11	15	16	17	20	24	13	13	15	20	195
1st Nagpada ...	10	1	2	9	6	8	9	5	6	4	7	8	75
2nd Nagpada ...	24	20	19	13	21	18	24	16	22	19	14	35	245
Kamathipura...	30	22	23	29	42	35	40	56	42	35	33	31	418
Byculla ...	50	58	46	39	50	52	58	53	61	59	62	44	632
Parel ...	27	34	25	33	31	37	27	52	46	28	39	27	406
Sewri ...	21	32	28	21	26	31	39	43	37	31	26	33	368
Naigaum ...	19	21	23	20	26	23	27	37	30	19	22	19	286
Matunga ...	3	4	5	7	4	8	10	13	60	10	7	11	89
Sion ...	27	33	35	27	37	42	46	62	35	52	39	34	469
Dadar ...	48	35	37	39	49	44	53	80	52	52	36	59	584
Mahim ...	14	20	20	25	10	26	36	32	27	15	16	12	253
Parbhadevi ...	30	24	22	27	27	27	24	39	29	34	33	26	342
Worli ...	26	21	23	35	29	34	53	64	54	39	43	35	456
Chinchpokli ...	22	24	24	22	20	26	32	41	36	24	16	32	319
Love Grove ...	3	1	1	1	1	1	1	1	1	2	13
Harbour, Docks, etc.
TOTAL ...	578	566	528	555	608	635	767	957	770	660	643	630	7,897

TABLE 31

DEATHS IN PUERPERAL STATE.

No.	Specific Cause of Death.	Number of Deaths.
1	Ante-partum Haemorrhage	6
2	Post-partum Haemorrhage	17
3	Toxaemias (Eclampsia, Hyperemesis, Gravidarum, Acute Yellow Atrophy, Albuminuria)	12
4	Puerperal Sepsis (Septaemia, Septicaemia, Phlegmasis, Algodolens, Coli Infection, etc.)	5
5	Embolism	1
6	Shock during or immediately after delivery	13
7	Anaemia of Pregnancy	4
8	Malaria	...
9	Influenza, Pneumonia	...
10	T. B.	...
	Complications of Pregnancy	
11	Heart Disease	...
12	Operative Interference	1
13	Ruptured Uterus	4
14	Breast Disease	...
15	Puerperal Insanity	2
16	Other Causes	2
	Total	67

TABLE 32
CASES OF NOTIFIABLE DISEASES REPORTED. IN 1955

Sections.	2															
	Cholera.	Small-pox.	Plague.	Enteric Fever.	Diphtheria.	Typhus.	Relapsing Fever.	Kala Azar	Puerperal Fever.	Tuberculosis.	Leprosy.	Influenzal Pneumonia	Cerebro Spinal Meningitis.	Scarlet Fever.	Acute Anterior Polio-myelitis.	Total.
Upper Colaba	1	...	3	2	6	12
Middle and Lower Colaba	13	...	42	37	66	158
Fort, Southern	1	...	4	10	7	23
Fort, Northern	3	...	40	52	106	202
Esplanade	7	...	26	24	1	160	220
Mandvi	2	...	26	34	74	2	136
Chakla	5	...	18	66	1	75	165
Umarkhadi	11	...	107	173	1	217	5	514
Dongri	1	...	19	67	1	73	161
Khara Talao	13	216	1	81	2	313
Kumbharwada	27	27	88	1	126
Bhuleshwar	7	...	24	112	1	88	2	234
Market	2	...	27	28	67	1	125
Dhobi Talao	11	...	51	95	161	3	321
Fanaswadi	5	...	31	38	1	91	166
Khetwadi	1	...	40	69	1	89	180
Tardeo	3	...	23	61	1	94	2	184
Girgaum	6	...	58	65	76	1	306
Chowpati	1	...	9	45	1	23	79
Walkeshwar	1	...	13	33	19	4	70
Mahalakshmi	1	...	59	148	1	87	4	360
Mazagon	2	...	60	70	1	81	4	218
Tarwadi	4	...	45	47	63	4	161
1st Nagpada	4	...	41	110	1	62	1	222
2nd Nagpada	18	18	85	4	124
Kamathipura	3	...	21	64	91	3	181
Byculla	26	...	256	455	4	1	334	2	981
Parel	1	...	124	184	1	130	5	449
Sewri	2	...	40	22	45	9	110
Naigaum	1	...	70	112	196	1	382
Matunga	2	...	35	66	30	3	134
Sion	12	...	69	94	1	36	1	214
Dadar	11	...	107	152	3	83	1	2	358
Mahim	3	...	51	137	1	44	1	239
Prabhadevi	2	...	85	62	2	62	3	215
Worli	2	...	109	60	1	77	2	254
Chinchpokli	9	...	142	93	3	64	5	313
Love Grove	4	3	4	2	11
Harbour, Docks, etc.
Total	166	...	1,937	3,151	28	2	3,098	1	...	1	...	77	8,461
Average of the last 5 years (1950 to 1954)	82	957	1	1,573	994	43	1	3,365	16	1	10	...	106	7,149

TABLE 33

RAT DESTRUCTION WORK.

Months.	No. of rats sent to the Haffkine Institute.	No. of rats examined.	
		Alive.	Dead.
January ..	89,826	..	39
February ..	78,983	..	17
March ..	81,940	..	18
April ..	85,091	..	19
May ..	79,170	..	14
June ..	80,999	4	16
July ..	88,791	..	8
August ..	88,433
September ..	81,614	7	6
October ..	86,355	322	1
November ..	84,840	..	3
December ..	94,957	..	1
Total ..	10,20,999	333	142

No rat was found plague infected.

TABLE 34
SMALL-POX ATTACKS AND DEATHS (1933 TO 1955).

Year	Jan.	Feb.	Mar.	April	May	June	July	Aug.	Sept.	Oct.	Nov.	Dec.	Total	Death rate	Fatality rate	REMARKS.	
1933	{A	692	1,484	1,376	542	229	73	24	14	...	4	6	19	4,463	} 2.3	} 59.6	Epidemic period from 7-12-1932 to 3-6-1933 6 months and 18 days
	{D.	394	889	775	328	168	59	17	8	...	4	6	11	2,659			
1934	{A.	43	48	51	42	29	10	6	5	13	9	5	22	283	} 0.1	} 53.7	Sporadic.
	{D.	16	22	28	29	13	8	3	4	7	5	3	14	152			
1935	{A.	127	221	412	465	300	195	112	55	25	12	19	34	1,977	} 1.1	} 63.1	From 2-2-1935 to 6-7-1935 5 months and 4 days.
	{D.	71	118	263	278	203	140	70	40	15	6	11	24	1,148			
1936	{A.	110	238	308	336	194	101	58	28	17	11	3	7	1,411	} 0.8	} 64.2	From 22-2-36 to 6-6-36 3 months and 16 days.
	{D.	64	139	190	228	131	71	35	21	14	6	3	4	906			
1937	{A.	29	50	80	152	133	115	90	46	54	34	89	325	1,197	} 0.6	} 57.5	From 19-12-37 to 14-5-38 4 months and 26 days.
	{D.	16	30	62	79	90	81	59	32	24	20	39	156	688			
1938	{A.	678	965	903	403	167	53	36	13	8	5	...	2	3,233	} 1.6	} 57.6	From 19-12-37 to 14-5-38 4 months and 26 days.
	{D.	356	549	509	248	116	38	30	12	2	1	...	1	1,862			
1939	{A.	15	20	60	50	48	44	40	29	7	6	12	37	368	} 0.2	} 54.6	Sporadic.
	{D.	9	15	25	19	25	26	29	19	1	5	8	20	201			
1940	{A.	115	184	235	390	276	172	95	29	22	32	65	115	1,730	} 0.7	} 48.2	From 31-3-1940 to 15-6-40 2 months and 16 days.
	{D.	43	78	106	182	143	103	61	17	10	18	19	54	834			
1941	{A.	345	646	581	308	199	108	30	30	14	15	4	35	2,325	} 0.8	} 55.6	From 19-1-41 to 17-4-41 3 months and 19 days.
	{D.	171	317	323	189	140	64	25	24	8	7	10	18	1,293			
1942	{A.	166	257	603	338	57	14	6	3	...	3	2	5	1,454	} 0.4	} 40.6	From 8-3-42 to 18-4-42 1 month and 11 days
	{D.	70	141	220	116	33	4	2	2	3	591			
1943	{A.	28	71	200	169	152	106	90	71	88	70	76	197	1,318	} 0.3	} 39.4	Sporadic.
	{D.	10	26	73	56	78	48	31	32	42	35	25	63	519			
1944	{A.	625	1,032	1,194	577	187	62	36	13	3	3	3	6	3,741	} 0.9	} 37.1	From 15-1-44 to 29-4-44 3 months and 15 days.
	{D.	202	411	421	188	103	33	24	3	2	4	1,399			
1945	{A.	14	22	58	83	67	60	44	34	31	31	36	123	603	} 0.1	} 38.9	Sporadic.
	{D.	7	4	11	27	26	33	15	17	9	15	12	50	235			
1946	{A.	256	556	762	621	174	44	10	1	3	...	3	1	2,431	} 0.6	} 35.2	Sporadic.
	{D.	124	256	225	193	36	22	2	858			
1947	{A.	6	2	2	5	8	6	7	5	5	4	6	6	62	} 0.0	} 29.0	Sporadic.
	{D.	1	1	1	...	2	2	2	1	4	4	18			
1948	{A.	20	43	108	161	82	44	32	14	16	10	9	19	558	} 0.1	} 29.0	Sporadic.
	{D.	7	10	35	35	22	43	15	9	6	4	...	6	162			
1949	{A.	52	229	481	621	203	45	36	19	6	9	19	44	1,764	} 0.4	} 31.9	Sporadic.
	{D.	16	68	184	155	65	31	18	4	2	2	7	11	563			
1950	{A.	78	145	207	113	78	51	26	19	10	9	17	63	816	} 0.1	} 28.3	Sporadic.
	{D.	21	26	55	42	32	19	7	4	1	1	4	19	231			
1951	{A.	97	218	313	231	122	48	20	6	4	6	8	10	1,083	} 0.1	} 30.0	Sporadic.
	{D.	28	55	84	71	38	19	9	4	1	1	2	2	314			
1952	{A.	13	46	96	88	58	25	12	3	7	6	6	18	378	} 0.0	} 31.7	Sporadic.
	{D.	3	11	24	33	21	9	4	2	2	...	1	10	120			
1953	{A.	39	58	130	117	90	87	62	31	11	13	15	40	693	} 0.0	} 27.3	Sporadic.
	{D.	13	15	37	28	25	28	16	4	4	2	5	12	189			
1954	{A.	130	210	684	499	138	73	26	10	12	3	9	22	1,816	} 0.3	} 34.3	Epidemic from 14-3-1954 to 1-5-1954. 1 month and 18 days.
	{D.	43	123	211	140	53	28	10	1	1	3	3	7	623			
1955	{A.	31	30	27	16	14	19	12	5	2	2	5	3	166	} 0.0	} 26.5	
	{D.	10	...	7	6	5	4	5	3	2	2	44			

TABLE 35.
CASES OF ENTERIC FEVER REPORTED IN 1955.

Disease.	MONTHS.												Total.
	Jan.	Feb.	Mar.	April.	May.	June.	July.	Aug.	Sept.	Oct.	Nov.	Dec.	
Enteric Fever	128	91	118	132	123	223	156	217	222	196	187	144	1,937

TABLE 36
PARTICULARS RELATING TO ENTERIC FEVER SINCE (1941-1955.)

	1941	1942	1943	1944	1945	1946	1947	1948	1949	1950	1951	1952	1953	1954	1955
Attacks ...	1,123	1,018	1,562	1,008	1,329	988	1,664	3,156	3,426	1,338	1,009	1,567	1,736	2,215	1,937
Deaths ...	554	375	567	459	616	513	686	1,038	1,128	403	262	428	323	232	211
Fatality rate ...	49.3	36.8	36.3	45.5	46.3	51.9	41.2	32.8	32.8	30.1	26.0	27.3	18.6	10.5	10.9
Death-rate ...	0.4	0.2	0.4	0.3	0.4	0.3	0.5	0.7	0.7	0.2	0.1	0.2	0.1	0.1	0.1
Hospitalisation	765	841	1,348	927	1,306	911	1,568	2,971	3,132	1,227	899	956	1,283	2,103	1,881
Cases notified by medical practitioners.	234	126	214	148	233	77	96	185	385	906	110	611	453	43	56
Inoculations ...	11,032	14,470	62,891	84,927	27,879	2,27,296	1,92,304	3,75,991	5,55,717	2,33,155	2,21,830	3,11,859	2,39,333	2,23,903	2,20,319
Attack-rate ...	0.8	0.7	1.0	0.7	0.9	0.7	1.1	2.1	2.3	0.6	0.4	0.7	0.7	0.9	0.8

Table 37

COMPARATIVE TABLE OF DEATHS FROM SOME OF THE PRINCIPAL CAUSES AND BIRTHS

Year.	Births (excluding still-births).		Total Deaths.		Plague.		Small-pox.		Measles.		Cholera.		Influenza.		Enteric Fever.		Malaria.		Ague and Remittent Fever.		Tuberculosis.		Diarrhoea, Enteritis and Dysentery.		Respiratory Diseases.		Maternal Deaths.		Deaths under 1 year.		Deaths of Children (1 to 5 years.)		Still-born.
	No. Registered.	Rate per 1,000.	No. Registered.	Rate per 1,000.	No. Registered.	Rate per 1,000.	No. Registered.	Rate per 1,000.	No. Registered.	Rate per 1,000.	No. Registered.	Rate per 1,000.	No. Registered.	Rate per 1,000.	No. Registered.	Rate per 1,000.	No. Registered.	Rate per 1,000.	No. Registered.	Rate per 1,000.	No. Registered.	Rate per 1,000.	No. Registered.	Rate per 1,000.	No. Registered.	Rate per 1,000.	No. Registered.	Rate per 1,000.	No. Registered.	Rate per 1,000.	No. Registered.	Percentage to total deaths.	
1945 ...	53,170	35.7	40,215	27.0	8	0.0	235	1.15	160	0.1	30	0.0	32	0.0	616	0.4	96	0.06	1,008	0.7	1,981	1.3	1,701	1.2	13,771	8.6	133	2.5	10,125	190.3	7,418	18.4	3,398
1946 ...	53,469	35.9	41,264	27.7	4	0.0	858	0.6	625	0.4	2	0.0	14	0.0	512	0.3	94	0.1	1,048	0.7	1,914	1.3	1,411	0.9	13,346	9.0	148	2.7	10,446	195.4	7,111	17.2	3,097
1947 ...	50,833	34.1	37,619	25.2	4	0.0	18	0.0	39	0.0	29	0.0	13	0.0	686	0.5	92	0.06	731	0.5	2,125	1.4	1,749	1.2	10,632	7.1	106	2.1	8,471	166.6	6,644	17.2	2,934
1948 ...	54,629	36.7	37,765	25.3	12	0.0	162	0.1	88	0.0	8	0.0	5	0.0	1,038	0.7	112	0.1	500	0.3	2,157	1.4	1,488	1.0	9,958	6.7	91	1.6	9,052	165.7	6,590	17.4	3,164
1949 ...	58,081	39.0	39,935	26.8	2	0.0	563	0.4	182	0.1	1	0.0	4	0.0	1,128	0.8	89	0.1	384	0.2	2,328	1.5	1,617	1.1	10,728	7.2	171	2.9	10,120	174.2	6,945	12.0	3,324
1950 ...	60,597	26.0	34,285	14.7	1	0.0	231	0.2	103	0.0	39	0.0	4	0.0	403	0.2	83	0.0	112	0.0	2,346	1.6	1,143	0.5	9,206	3.9	106	1.7	9,191	151.6	5,744	16.8	3,437
1951 ...	65,679	28.2	33,841	14.5	...	0.0	314	0.1	96	0.0	1	0.0	6	0.0	262	0.1	52	0.0	36	0.0	2,525	1.1	1,156	0.5	8,788	3.8	88	1.3	9,746	148.4	5,646	16.7	3,268
1952 ...	66,125	28.4	31,337	14.8	2	0.0	120	0.0	63	0.0	6	0.0	2	0.0	428	0.2	42	0.0	18	0.0	2,595	1.1	1,345	0.6	8,034	3.4	88	1.3	9,335	141.2	6,043	17.6	3,151
1953 ...	62,726	26.9	33,927	14.6	...	0.0	189	0.1	88	0.0	22	0.0	8	0.0	323	0.1	17	0.0	3	0.0	2,427	1.0	1,524	0.6	7,768	3.3	82	1.3	9,000	143.5	5,926	17.5	2,164
1954 ...	63,072	27.1	32,068	13.7	...	0.0	623	0.3	180	0.1	...	0.0	4	0.0	232	0.1	16	0.0	12	0.0	2,184	0.9	1,601	0.7	7,063	3.0	68	1.1	8,534	135.3	5,766	18.0	2,963
Average of 1945-54	58,838	32.2	36,520	20.0	3	0.0	331	0.2	162	0.1	14	0.0	9	0.0	563	0.3	71	0.0	385	0.2	2,258	1.2	1,474	0.8	9,929	5.4	108	1.8	9,402	159.8	6,383	17.5	3,090
Average of 1950-54	63,640	29.5	33,680	15.6	1	0.0	295	0.1	106	0.0	14	0.0	5	0.0	330	0.2	43	0.0	36	0.0	2,415	1.1	1,354	0.6	8,172	3.8	87	1.4	9,161	144.0	5,825	17.3	2,997
1955 ...	66,575	28.6	28,108	12.1	...	0.0	42	0.0	80	0.0	...	0.0	3	0.0	211	0.1	6	0.0	8	0.0	1,934	0.8	1,423	0.6	5,418	2.3	67	1.0	7,897	118.6	4,117	14.6	2,32

TABLE 38

DIPHTHERIA CASES

Disease	Jan.	Feb.	Mar.	Apr.	May.	June	July.	Aug.	Sept.	Oct.	Nov.	Dec.	Total.
Diphtheria	348	284	274	282	179	197	229	270	296	240	259	293	3,151

TABLE 39

TUBERCULOSIS—DEATH-RATES.

Period.	Annual Death-rates.				
	Pulmonary.	Other forms.	All forms.		
1945-1954 (Average)	0.9	0.3	1.2
1950-1954 (Average)	0.8	0.3	1.1
1951	0.8	0.3	1.1
1952	0.8	0.3	1.1
1953	0.7	0.3	1.0
1954	0.6	0.3	0.9
1955	0.6	0.2	0.8

TABLE 40

TUBERCULOSIS DEATHS BY SEX

Year.	Deaths from Pulmonary T. B.	Deaths from T. B. (other forms).	Total No. of deaths.	Males.	Females.
1954 ..	1524	693	2,427	1,650	777
1955 ..	1325	609	1,934	1,230	704

TABLE 41

MUNICIPAL VENEREAL DISEASE PROPHYLACTIC CENTRES.

Location.	Attendance.
(1) Anti-Venereal Clinic, 254, Bellasis Road.	17,252
(2) Municipal dispensary, 55, Rajwadkar Street.	90
(3) Municipal Dispensary, 259, Sardar Vallabhbhai Patel Road.	686
(4) Municipal Dispensary, 264, Charni Road.	773
(5) Municipal Dispensary, 143, Foras Road, tram junction.	2,159
(6) Municipal dispensary, Dharavi.	444
(7) Municipal dispensary, 213, Delisle Road, Lower Parel.	476
(8) Municipal dispensary, 45, B. D. D. chawl, Worli.	598
Total ...	22,478

TABLE 42
MUNICIPAL VENEREAL DISEASE CLINIC : LABORATORY WORK

Wassermann Reaction (at the Haffkine Institute, Patel, Bombay, for this Clinic)	920
Kahn's Test	6,895
Meinicke's Test	623
Dark Ground searches for <i>Treponema Pallidum</i>	204
Smears for Gonorrhoea	10,625
Miscellaneous (Blood Films and Counts, Spinal Fluid Tests, etc.)	97
		Total	19,364

TABLE 43

NON-VENEREAL CASES : ATTENDANCE AT THE VENEREAL DISEASE CLINIC.

	Males.	Females.	Total.
(1) Skin Lesions	283	131	414
(2) Non-Specific Urethritis	108	389	497
(3) Non-Veneral Gynaecological Cases	...	479	479
(4) Marriage Certificates
(5) Fitness Certificate	59	...	59
(6) Others	140	314	454
Total	590	1,313	1,903

TABLE 44

SUMMARY OF CASES TREATED AT THE VENEREAL DISEASE CLINIC

Year.	Syphilis.	Non-syphilitic Sores.	Gonorrhoea.	Total V. D.	Other than V. D.	No. of patients who ceased attendance before the diagnosis was completed.	Total new cases.	Cases for prophylaxis.	V. D. cases carried over from the previous year.	Total attendance.
1	2	3	4	5	6	7	8	9	10	11
1951	6,138	5,715	4,219	16,072	1,377	526	17,589	12,764	386	1,53,922
1952	6,778	6,437	4,623	17,838	1,021	622	18,955	13,213	526	1,60,174
1953	7,574	5,294	5,258	18,126	1,895	736	20,107	14,415	650	1,69,195
1954	7,173	5,377	5,731	18,281	2,167	831	20,543	15,904	736	1,70,378
1955	6,932	4,883	5,654	17,469	1,903	755	19,455	17,252	672	1,79,809

TABLE 45

DAILY AVERAGE ATTENDANCE AT THE V. D. CLINIC IN 1955.

New Patients	Males ...	52.9	} Total . 66.4	} Total for Dia- gnosis and Treatment.	} Total Daily At- tendance.
	Females...	13.5			
Old patients	Males ...	365.9	} Total 547.3	} 613.7	} 661.0
	Females...	181.4			
Prophylaxis	Day ...	13.7	} Total 47.3	} Total for Pro- phylaxis. 47.3	}
	Night ...	33.6			
The average daily attendance during the last five years.					
	1951	1952	1953	1954	1955
	617.2	604.1	618.9	625.2	661.0

TABLE 46

CLASSIFICATION OF THE VENEREAL CASES TREATED DURING 1955 AT THE V. D. CLINIC.

I SYPHILIS				Males.	Females.	Total
(1)	"Primary"	2,170	320	2,490
(2)	"Secondary"	2,167	364	2,531
(3)	"Late"	883	930	1,813
(4)	"Congenital"	98	98
Total				5,220	1,712	6,932
II GONORRHOEA						
(1)	Acute and Sub-Acute	2,196	444	2,640
(2)	Chronic	2,762	252	3,014
Total				4,958	696	5,654
III Non-Syphilitic Sores						
				4,725	158	4,883
GRAND TOTAL				14,903	2,566	17,469

TABLE 47

LEPROSY

(1) No. of new cases treated at the Home during the year 1955	...	2,636
(2) No. of patients ceased attending but persuaded to resume treatment	...	134
(3) No. of contacts examined at the homes of patients	...	1,317
(4) No. of contacts brought to the Clinic for examination	...	222
(5) No. of leprosy cases discovered by examination of contacts	...	48
(6) No. of first visits to the homes of patients	...	958
(7) No. of subsequent visits	...	5,195
(8) No. of talks on leprosy given	...	448
(9) No. of homes where isolation was secured	...	1
(10) No. of dropped cases visited	...	419
(11) No. of cases detected during rounds	...	23
(12) Daily average attendance at the Clinic during the year	...	269.2
(13) Average attendance twice a week at the Worli Treatment Centre during the year	...	25.2
(14) No. of Health Visitors working at the Home during the year	...	12
(15) No. of Health Visitors appointed by the Municipality	...	6

TABLE No. 48.

WORK DONE AT THE 5 LEPROSY CLINICS STARTED UNDER THE GREATER BOMBAY LEPROSY CONTROL SCHEME FROM 1-11-1955 TO 31-12-1955.

(1) No. of patients registered	...	134 New and 274 old cases of the Acworth Lep- rosy Home.
(2) No. of individual attending the clinics	...	408
(3) Work done by the Health Visitors :—		
(a) No. of dropped cases visited	...	365
(b) No. of cases in (a) above who have resumed treatment	...	79
(c) No. of first visits to the homes of the patients	...	450
(d) No. of subsequent visits to the homes of the patients	...	37
(e) No. of contacts examined at the homes	...	426
(f) No. of leprosy cases detected at the homes	...	37
(g) No. of contacts brought to the clinic for examinations	...	41
(h) No. of leprosy cases detected by examination of contacts at the clinics	...	2

TABLE 49
LARVICIDES USED

Name of the Article.	Quantity.	Cost.
Malariol 'B'	1,440 gallons	Rs. a. p. 1,307 10 0
D.D.T. Emulsion 25% Concentrate.	2,562 do.	32,267 0 0
B.H.C. Emulsion 10% G.I. Concentrate.	600 do.	10,757 3 6

1 gallon of D.D.T. or B.H.C. Emulsions 25% is capable of being increased to 25 to 40 gallons by adding water.

TABLE 50

WELLS, CISTERNS, ETC. FOUND BREEDING ANOPHELES MOSQUITOES.

Nature of Breeding place.	Month												Total.
	Jan.	Feb.	Mar.	April	May	June	July.	Aug.	Sept.	Oct.	Nov.	Dec.	
Open wells
Masonry tanks, barrels, tins, Cisterns
Gully-traps and Storm Water Entrances
Roof gutters.
Odd-receptacles
Pools, low-lying lands, cellars, etc.	1	1	4	6
Reservoirs	...	1	1
Fountains	1	1
Others	2	1	3
Total	1	1	1	3	5	11

TABLE 51.

WELLS, CISTERNS, ETC. BY WARDS FOUND BREEDING ANOPHELES.

Breeding noticed in.	Wards							Total.
	A	B	C	D	E	F	G	
Open wells
Cisterns, Barrels, Tins, & roof gutters
Masonry tanks
Storm Water Entrances & Gully-traps
Odd-receptacles
Pools, low-lying lands etc.	1	2	2	1	6
Reservoirs	1	...	1
Fountains	1	1
Others	1	1	1	3
Total	1	3	3	3	1	11

TABLE 52

SPLEEN EXAMINATION OF THE MUNICIPAL SCHOOL CHILDREN.

Ward	No. of pupils examined	No. of pupils found with enlarged spleen.	Percentage.
A
B
C
D
E
F
G
Total	43,041	83	0.20

TABLE 53

Cases of Malaria treated at the Municipal Dispensaries.

Jan.	Feb.	March.	April.	May.	June.	July.	Aug.	Sept.	Oct.	Nov.	Dec.	Total.
...	1	1	..	1	1	4

TABLE 54

WELLS AND THEIR CONDITION ON 1ST JANUARY 1956.

Ward.	Total No. of wells.	No. of wells open or partially open.			No. of wells hermetically concrete covered with or without pump.		
		Open.	T. D.	Total	With pump.	Without pump.	Total
A	360	24	4	28	26	306	332
B	93	11	7	18	13	62	75
C	664	63	84	147	176	341	517
D	433	23	68	91	86	256	342
E	151	12	7	19	44	88	132
F	133	41	9	50	34	49	83
G	255	103	8	111	64	80	144
F Mills	8	1	...	1	1	6	7
G Mills	28	4	24	28
Total	2,125	278	187	465	448	1,212	1,660

TABLE 55

TREATMENT OF STORM WATER ENTRANCES

Ward.	No. of Storm water entrances.	No. of occasions they were treated.
A	3,505	1,22,710
B	2,423	96,392
C	1,963	26,856
D	2,192	87,919
E	5,350	1,53,700
F	5,381	1,82,954
G	3,742	1,60,906
Total	24,557	8,32,437

TABLE 56

TIFA FOGGING WORK.

Month	Tifa work done		PETROL. Tifa Truck		INSECTICIDE USED.		No. of houses fogged.	No. of lanes by-lanes and roads fogged.
	Hrs.	Mts.	gallons.	gallons.	Gallons.	Name of the insecticide.		
January	148	30	18	46	35	Tifa. Solution.	1240	44
February	159	15	22	19	93	Do	1211	49
March	157	30	28	42	114	Do	1350	...
April	162	...	22	44	99	Do.	1230	18
May	128	15	40	38	93	Do	1301	24
June	117	...	18	42	72	Do.	1101	...
July	123	30	24	55	40	Do	1240	...
August	130	...	16	38	27	Do.	1150	15
September	122	15	12	36	61	Do	1340	...
October	131	30	12	50	56	Do.	1349	...
November	118	30	16	46	83	Do.	1400	...
December	133	15	20	52	119	Do.	1488	29

TABLE 57

INFECTIOUS DISEASES, DISINFECTIONS.

Diseases	Cases.	Cases removed to hospitals.	Houses vacated.	Rooms disinfected.	Articles sterilized.
1 Plague	Nil.
2 Small-pox	166	25	...	203	179
3 Measles	..	2	...	176	23
4 Chicken-pox	..	22	...	435	64
5 Typhoid fever	1,937	2,335	157
6 Influenzal pneumonia
7 Cholera
8 Diarrhoea & Vomiting	...	2	...	224	84
9 Mumps	152	13
10 Leprosy	1	2	...
11 Tuberculosis	3,098	2,308	658
12 Cerebro-Spinal fever	1
13 Dead Rats	3	...
14 Poliomyelitis	77	102	45
15 Malaria
16 Diphtheria	3,151	3,506	194
17 Puerperal Fever	2	3	...
18 Typhus	28	32	...
19 Whooping Cough	34	...
20 Other Causes	609	...
Total	8,461	51	Nil.	10,124	1,417

TABLE 58
DISINFECTION WORK.

Name of Disinfectant.	QUANTITIES OF DISINFECTANTS USED.			COST OF DISINFECTANTS USED.		
	For dwellings and rooms.	For other places such as house gullies, drains, privies, etc.	Total.	For dwellings and rooms.	For other places such as house gullies, drains, privies, etc.	Total.
				Rs. a. p.	Rs. a. p.	Rs. a. p.
(1) Kerosene ... Tins	58	...	58	353 10 0	...	353 10 0
(2) Lysol ... Gallons.	50	...	50	209 1 0	...	209 1 0
(3) Phenol ... Gallons.	5	...	5	19 14 0	...	19 14 0
(4) Bengal Coke ... Tons.	3½	...	3½	189 6 0	...	189 6 0
(5) Formaline ... Lbs.	11	...	11	9 6 0	...	9 6 0
(6) Disinfectant Fluid ... Gallons.	105	1,633	1,738	357 6 0	8,165 0 0	8,522 6 0
(7) Pesterine ... Gallons.	...	146	146	...	85 0 0	85 0 0
(8) Hydrochloric Acid ... Lbs.	...	662	662	...	130 0 0	130 0 0
(9) D. D. T. Technical 80% P.P. ... Lbs.	...	10,746	10,746	...	22,252 11 0	22,252 11 0
(10) D. D. T. 5% Solution A Grade ... Gallons.	...	589	589	...	3,791 11 0	3,791 11 0
(11) D. D. T. 5% Solution B Grade ... Gallons.	...	633	633	...	2,967 3 0	2,967 3 0
(12) Tropical Chloride of Lime ... Cwts.	...	760	760	...	16,720 0 0	16,720 0 0
(13) Malarial B ... Gallons.	...	1,440	1,440	...	1,307 10 0	1,307 10 0
(14) D. D. T. 25% Emulsion ... Gallons.	...	2,562	2,562	...	34,267 0 0	34,267 0 0
(15) B. H. C. 50 % W. D. Powder ... Tons.	...	29	29	...	31,128 13 3	31,128 13 3
(16) B. H. C. 5% Dust ... Tons.	...	20	20	...	3,010 10 0	3,010 10 0
(17) B. H. C. 10% Emulsion ... Gallons.	...	600	600	...	10,757 3 6	10,757 3 6
(18) Izol Powder ... Bags.	...	893	893	...	14,288 0 0	14,288 0 0
(19) B. P. H. 50% ... Bags.	...	5	5	...	100 0 0	100 0 0
Total	1,138 11 0	1,48,970 13 9	1,50,109 8 9

TABLE 59.
MATERNITY AND CHILD WELFARE WORK.

(1) Number of confinements attended to at homes by the Health Visitors in the District...	45
(2) Visits by the Health Visitors :—	
Ante-natal	6,226
Natal	2,595
Post-natal	14,921
Infants and Pre-school-age Children	21,285
Others	74
(3) Number of cases visited by the Medical Officers	2,306
(4) Number of cases registered in the Clinics :—	
Ante-natal	57,688
Post-natal	16,083
Infant	15,090
Pre-school-age children	1,696
Others	1,261
(5) Total number of confinement in the Maternity Homes	10,169
(6) Number of cases not registered at the Ante-natal Clinics but confined in the maternity homes.	529
(7) Number of cases admitted	11,987
(8) Number of beds	129
(9) Total number of patients whose blood was taken for Kahn-test	1,107
(10) Total number of patients to whom aid given	237
(11) Total number of visits by the Health Visitors for family planning clinics	11,407
(12) Total attendance at the family planning clinics :—	
New	2,146
Old	5,214
(13) Total number of women given appliances free	4,393
(14) Total number of new-born babies B.C.G. Vaccinated	4,159
(15) Total number of women given milk under Milk distribution scheme	5,515
(16) Number of children (infants and pre-school-age) immunized against Diphtheria :—	
First doze	1,139
Second doze	247

TABLE 60

Attendance at the Municipal General Dispensaries in the City during 1955.

Description of diseases	January.	February.	March.	April.	May.	June.	July.	August.	September	October.	November.	December.	Total.
Measles	3	2	4	...	1	2	2	14	...	3	31
Whooping Cough	20	10	17	16	10	5	30	16	9	...	12	20	165
Dengue
Influenza	4	...	4	1	3	17	28	15	1	...	16	4	93
Dysentery	581	624	810	752	656	888	1,007	836	855	805	903	685	9,402
Diarrhoea	2,556	2,171	2,803	2,448	2,460	2,598	4,154	3,045	2,424	2,496	2,553	2,597	32,305
Malarial Fever	...	1	1	...	1	3
Flarial infection
Fever not defined	5,227	4,897	5,827	5,513	4,515	14,504	6,298	6,717	5,925	5,341	4,959	4,529	64,252
Bronchitis and Asthma	954	661	717	631	596	629	735	863	800	974	937	896	9,395
Pneumonia	86	54	68	77	29	62	59	85	72	168	124	152	1,036
Diseases of the teeth	815	805	1,045	907	888	964	1,006	906	896	1,038	990	978	11,238
Ophthalmia	741	747	963	971	929	1,016	1,073	888	920	1,008	926	914	11,096
Corneal Ulcer	45	54	58	46	37	42	64	49	41	53	22	14	525
Ringworm	454	382	535	422	499	540	593	587	640	709	611	599	6,571
Scabies	692	577	829	779	758	767	804	740	913	1,059	868	822	9,658
Round Worms	649	588	685	672	569	692	713	603	742	786	696	812	8,207
All other diseases and injuries	14,884	13,785	15,690	16,243	14,640	14,348	16,663	15,965	17,801	16,563	15,160	15,201	186,943
Total new cases	27,711	25,358	30,055	29,478	26,591	27,074	33,230	31,315	32,039	31,014	28,777	28,276	350,918
Total Attendance	1,31,834	1,28,005	1,35,746	1,25,867	1,24,139	1,32,789	1,58,196	1,50,153	1,54,066	1,54,990	1,50,300	1,59,489	17,05,574

TABLE 61

ATTENDANCE AT THE MUNICIPAL EYE DISPENSARY AND HOSPITAL.

Year.	New patients.	Old patients.	Total.
1947	5,960	37,229	43,189
1948	9,929	62,402	72,331
1949	10,266	63,194	73,460
1950	9,760	63,456	73,216
1951	10,916	72,434	83,350
1952	11,704	72,726	84,430
1953	12,128	75,205	87,333
1954	11,583	71,530	83,113
1955	12,542	75,334	87,876

TABLE 62

POOR BOX CHARITY FUND.

STATEMENT OF ACCOUNT FOR THE YEAR 1955-56.

Receipts.	Amount.	Disbursements.	Amount.
	Rs. as. ps.		Rs. as. ps.
To Balance in hand on 31-3-1955—		By Supply of costly medicines, injections, etc., to poor patients.	15,132 3 9
To Balance with the Central Bank of India, Ltd.	5,656 6 10	By Blood Transfusion charges	2,685 0 0
To Collection from outdoor and ward box	18,205 11 9	By Specta to patients	157 0 6
To Donations	508 0 0	By Establishment charges	737 0 0
To Interest allowed by the Bank on current account	20 10 0	By Miscellaneous expenses	1,322 2 6
To Collection on account of medical certificate	1,435 0 0	By Cash in Central Bank of India, Ltd., on 31-3-1956.	9,291 13 10
To Contribution towards blood transfusion	140 0 0		
To Miscellaneous receipts	71 2 0		
To Amount accrued on securities by way of interest from time to time.	3,288 6 0		
Total	29,325 4 7	Total	29,325 4 7

BALANCE SHEET AS ON 31ST MARCH 1956.

Liabilities.	Rs. as. ps.	Assets.	Rs. as. ps.
Fund Account Balance as on 31-3-1955	5,173 3 10	Cash in hand on 31st March 1956	Nil.
Fund Account Balance with the Arthur Road Hospital.	150 0 0	Balance with the Central Bank of India, Ltd	9,291 13 10
Fund Account Balance with the Haffkine Institute	10 0 0	Balance Account—	
Deposit Account—		(1) Medical Superintendent, Arthur Road Hospital	Rs. 150
Nurses Welfare Fund, Arthur Road Hospital	377 0 0	(2) Director, Haffkine Institute	10
Servants' Welfare Fund	106 3 0		160
Government Securities (of the face value of Rs. 1,02,800).	1,02,327 10 4	Investment (At cost)—	
Add:		(1) Government Securities at cost of the face value of.	67,476 6 4
Excess over expenditure during 1955-56	3,635 7 0	(2) 4 per cent. Bombay Municipal Debentures of 1952-64 of the face value of Rs 25,500.	24,926 4 0
		(3) 4 per cent. Bombay Debentures of 1963 (of the face value of Rs. 10,000).	9,925 0 0
	1,11,779 8 2	Total	1,11,779 8 2

TABLE 63

PROGRESS OF THE IMPLEMENTATION OF MESSRS. IBCON'S RECOMMENDATION.

Department.	Period.	Actual Staff.	Standard Staff.	Percentage Reduction or Index.
Malaria and Insecticide	... <i>Reference</i>	493	293	59.4
	January 1955 to December 1955	384	299	77.8
Vaccination	... <i>Reference.</i>	123	80	65
	January 1955 to December 1955	103	80	77.6
Sanitation	... <i>Reference.</i>	747	357	47.3
	January 1955 to December 1955	493	357	72.4
Head Office	... <i>Reference.</i>	104	73	70.1
	January 1955 to December 1955	89	73	82.02
Total	... <i>Reference.</i>	1,467	803	54.7
	January 1955 to December 1955	1,069	809	75.6

TABLE 64

Admission, deaths and average number of patients during the year 1955, at the City Fever Hospitals, Arthur Road.

Months.	Small-pox.	Chicken-pox.	Measles.	Mumps.	Diphtheria	C. Si. Fever.	Influenza.	Whooping Cough.	Enteric Fever.	B.—Dysentery.	A.—Dysentery.	Cholera.	Plague.	Erysipelas.	Anterior Polio-myelitis.	Typhus Fever.	Other Diseases.	Total.	Dis-charged.	Deaths.	Daily Average No. of Patients.
January ...	32	121	5	43	405	...	1	17	112	5	3	7	262	1,013	981	32	432
February ...	27	157	20	67	304	5	81	7	1	6	280	955	930	25	410
March ...	30	220	38	49	299	12	139	3	1	2	339	1,132	1,098	34	411
April ...	18	80	32	25	261	...	3	18	141	19	4	3	329	933	900	33	375
May ...	14	46	35	27	232	...	6	16	172	13	4	...	291	856	804	52	310
June ...	22	9	29	21	234	...	13	9	203	11	2	1	280	834	792	42	372
July ...	9	5	20	49	273	6	213	9	3	...	408	995	941	54	410
August ...	6	4	17	19	361	...	1	9	296	1	1	2	...	481	1,198	1,145	53	508
September ...	1	5	34	17	288	...	23	3	264	1	2	2	...	629	1,269	1,226	43	554
October ...	6	6	52	18	284	...	2	3	205	4	1	2	472	1,055	1,006	49	476
November ...	1	10	47	30	294	1	223	1	474	1,082	1,053	29	464
December ...	3	48	67	27	330	12	142	4	2	359	994	958	36	411
Grand Total ...	169	711	396	392	3,565	...	49	111	2,191	78	3	1	23	23	4,604	12,316	11,834	482	428

TABLE 65

Admissions from 1952 to 1955 at the City Fever Hospitals.

Year.	Small-pox.	Chicken-pox.	Measles.	Mumps.	Diphtheria.	C.S. Fever.	Influenza.	Whooping Cough.	Erysipelas.	Enteric Fever.	B. Dysentery.	A. Dysentery.	Cholera	Plague.	Typhus Fever.	Anterior Polio-myelitis	Other diseases	Total.	Deaths.	Discharged.	Daily Average No. of patients.
1952	394	688	186	186	756	4	39	33	...	1,554	22	7	12	2	48	1	2,951	6,883	584	6,299	229
1953	730	871	345	197	1,470	4	16	35	...	2,056	101	...	84	...	55	1	3,837	9,802	670	9,132	355
1954	1,444	1,734	361	206	2,588	4	21	96	...	2,387	45	4	1	...	30	73	3,310	12,304	673	11,631	453
1955	169	711	396	392	3,565	...	49	111	1	2,191	78	3	23	23	4,604	12,316	482	11,834	428

TABLE 66

Particulars regarding the patients treated at the City Fever Hospital.

Particulars.	Small-pox.	Chicken-pox.	Measles.	Mumps.	Diphtheria.	Influenza.	Whooping Cough.	B. Dysentery.	A. Dysentery.	Enteric Fever.	Typhus fever.	Plague.	Erysipelas.	Anterior Polio-myelitis.	Other diseases.	Total.
Patients remaining on 31st December 1954	10	27	3	3	112	...	12	142	2	101	412
Patients admitted from 1st January 1955 to 31st December 1955	169	711	396	392	3,565	49	111	78	3	2,191	23	...	1	23	4,604	12,316
Total treated	179	738	399	395	3,677	49	123	78	3	2,333	25	...	1	23	4,705	12,728
Discharged	140	722	365	385	3,339	49	114	77	3	2,119	24	...	1	22	4,463	11,823
Died	38	3	15	2	182	...	5	1	...	122	1	113	482
Case Mortality rate	22.5%	0.42%	3.7%	0.51%	5.1%	...	4.5%	1.28%	...	5.56%	4.34%	2.45%	3.9%
Patients remaining on 31st December 1955.	1	13	19	8	156	...	4	92	1	129	423
Maximum No. of patients treated on one day.							605	on 25th Sept. 1955.								

TABLE 67

BED ACCOMMODATION AT THE ARTHUR ROAD HOSPITAL.

Wards.	No. of beds.	REMARKS.
<i>Small-pox Unit (For treatment of Small-pox and Chickenpox cases).</i> Nos. 1, 2 and 3 (19 beds each) ...	57	These wards are in a dilapidated condition and can be used temporarily during Epidemics only.
Nos. 4, 5 and 6 (25 beds each)	Have been improvised and given in charge of the Dean, T. N. M. College to accommodate the Physiology and Anatomy Departments of that college and for use as Lecture Hall temporarily.
Total accommodation available ...	57	For emergency use during epidemics only
Nos. 14 and 16 (36 beds each) ...	72	
Nos. 17 and 18 (50 beds each) (Semi-permanent wards constructed in the Small-pox epidemic in 1944)	100	
Ward No. 7 (14 beds) ...	14	
Total accommodation available in Small-pox Unit.	186	
Ward No. 8 (14 beds) ...	14	Constructed mosquito proof and reserved for, Yellow Fever cases.
	200	
<i>General Unit (For treatment of other than smallpox and Chickenpox cases).</i> Ward Nos. 9, 11 and 12 (14 beds each).	42	
Ward Nos. 13 and 15 (36 beds each).	72	
Ward No. 10 (14 beds)	Is being improvised to be used partly to instal the X-Ray Machine and Electric sterilizer therein and partly to accommodate this hospital laboratory.
	114	
Grand Total (Small-pox and General Unit).	314	

TABLE 68

AVERAGE WEEKLY COST PER PATIENT ADMITTED AT THE CITY FEVER HOSPITAL, ARTHUR ROAD.
(Excluding establishment charges).

Particulars.	1952.	1953.	1954.	1955.
	Rs. a. p.	Rs. a. p.	Rs. a. p.	Rs. a. p.
Drugs, dressings, & Disinfectants ...	9 4 9	9 3 7	9 4 2	11 3 1
Diet ...	13 0 3	12 2 3	11 7 2	10 15 7
Clothing ...	1 10 10	1 12 7	1 5 7	1 2 9
Stores ...	2 8 3	1 15 6	1 13 2	0 15 9
Total per patient per week ...	26 8 1	25 1 11	23 14 1	24 5 2
Total no. of patients treated.	6,883	9,802	12,304	12,316

TABLE 69

TOTAL COST PER PATIENT PER DAY AT THE CITY FEVER HOSPITALS, ARTHUR ROAD,
(INCLUDING ESTABLISHMENT CHARGES).

Particulars.	Amount.
	Rs. a. p.
Diet ...	1 9 1
Stores and linen ...	0 4 10
Drugs, dressings, etc. ...	1 9 7
Lighting, Miscellaneous etc. } ...	0 4 5
Repairs ...	0 1 10
Establishment. ...	4 0 11
Total ...	7 14 8

TABLE 70

DETAILS OF SMALL-POX CASES AND DEATHS DURING THE YEAR 1955.

Classification	Admissions	Deaths	Recovered	Case Mortality rate
(1) Haemorrhage	3	3	...	100%
(2) Confluent	29	22	7	75.8%
(3) Semi-confluent	26	10	16	38.5%
(4) Discrete	111	2	109	1.8%
Total	169	37	132	22.5%

TABLE 71

SMALL-POX CASES TREATED IN THE CITY FEVER HOSPITAL, ARTHUR ROAD DURING THE YEAR 1955. (AGE GROUPS)

Ages.	Vaccinated admissions.				Unvaccinated admissions.			
	Total.	Cured.	Deaths.	Mortality %	Total.	Cured.	Deaths.	Mortality %
0-6 months	1	1	5	2	3	60%
7 mon.-1 year	3	1	2	67%	4	1	3	75%
2 years	4	4	4	1	3	75%
3 years.	1	1	4	2	2	50%
4 years	2	2	1	1
5 years	3	2	1	33.33%
6-10 years	11	9	2	18.18%	4	2	2	50%
11-15 years	13	10	3	23%	2	2
16-20 years	31	27	4	12.9%	7	7
21-25 years	31	28	3	9.67%	10	6	4	40%
26-30 years	14	10	4	28.57%	3	3
31-35 years	1	1	1	...	1	100%
36-40 years	2	1	1	50%	2	2
41-50 years	2	2	1	1
51-60 years	1	1
61 & above	1	1
Grand Total	121	101	20	16.52%	48	30	18	37.5%

TABLE 72
 CASES OF SMALL-POX ADMITTED IN THE CITY FEVER HOSPITAL, ARTHUR ROAD,
 AND CASE FATALITY RATE FROM 1942 TO 1955.

Year	Admissions	Deaths	Recovered	Case fatality rate	Case fatality rate excluding moribund cases which died in 48 hours.
1942	1,182	225	957	19.0%	17.0%
1943	1,080	251	829	23.2%	20.7%
1944	3,233	896	2,337	27.7%	26.3%
1945	568	153	415	26.9%	22.2%
1946	2,336	757	1,579	32.41%	24.2%
1947	65	17	48	26.1%	18.5%
1948	531	130	401	24.4%	19.2%
1949	1,695	446	1,249	26.3%	19.5%
1950	815	203	612	24.9%	17.3%
1951	1,276	282	994	22.1%	14.8%
1952	394	97	297	24.6%	8.1%
1953	730	152	578	20.8%	13.1%
1954	1,444	236	1,208	16.3%	10.6%
1955	169	37	132	22.5%	13.6%

TABLE 73
 DIPHTHERIA ADMISSIONS, ETC., IN THE CITY FEVER HOSPITAL, ARTHUR ROAD,
 AND CASE FATALITY RATE FROM 1942 TO 1955.

Year	Admissions	Deaths	Recovered	Case fatality rate	Case fatality rate excluding moribund cases which died in 48 hours
1942	278	44	234	15.7%	7.8%
1943	334	51	283	15.2%	8.1%
1944	400	70	330	17.5%	8.3%
1945	670	97	573	14.4%	2.3%
1946	442	86	356	19.45%	4.1%
1947	369	61	308	16.5%	3.2%
1948	418	93	325	22.2%	3.1%
1949	389	90	299	23.1%	2.5%
1950	384	70	314	18.2%	1.8%
1951	569	91	478	15.9%	3.3%
1952	756	100	656	13.2%	2.4%
1953	1470	111	1359	7.5%	1.5%
1954	2588	150	2438	5.8%	1.2%
1955	3565	182	3363	5.1%	1.3%

TABLE 74
 INCIDENCE BY LOCALITY OF DIPHTHERIA AND ENTERIC FEVER CASES ADMITTED
 IN THE ARTHUR ROAD HOSPITAL, DURING THE YEAR 1955.

Locality.	Fort	Kol- hadevi	Gir- gaum	Don- gri	Maz- gaon and Byculla	Ter- deo	Worli	Parel	Dadar Mahim & Sion	Matunga	BOMBAY SUBURBS.				Im- por- ted	Total
											H ward	K	L-M	N		
Diphtheria.																
Cured	185	285	335	310	365	220	230	219	295	270	107	130	103	136	193	3383
Died	5	9	13	11	24	18	8	23	19	15	5	10	10	5	7	182
Total	190	294	348	321	389	238	238	242	314	285	112	140	113	141	200	3565
Enteric Fever.																
Cured	117	141	109	234	247	112	108	182	148	175	103	71	105	100	117	2069
Died	7	8	11	18	20	9	6	6	10	7	5	3	5	2	5	122
Total	124	149	120	252	267	121	114	188	158	182	108	74	110	102	122	2191

TABLE 75

INCIDENCE BY AGE OF DIPHTHERIA CASES ADMITTED IN THE CITY FEVER HOSPITAL,
DURING THE YEAR 1955.

Age in Year	0— 1		2— 5		6— 10		11— & onwards.		Total.	
	Cured	Died	C.	D.	C.	D.	C.	D.	C.	D.
Male ...	229	48	600	42	444	4	405	3	1678	97
Female ...	136	46	480	29	459	9	630	1	1705	85
Total ...	365	94	1080	71	903	13	1035	4	3383	182

TABLE 76.

SUMMARY OF DIPHTHERIA CASES ADMITTED AND TREATED DURING THE YEAR 1955.

Variety.	Admissions.	Deaths.	Case fatality rate.	Case fatality rate excluding moribund cases.
(1) Tonsillar	2,537	59	2.3%	1.8%
(2) Laryngeal	116	25	21.5%	14.6%
(3) Nasal	233
(4) Pharynx	22
(5) Tongue	7
(6) Lips	3
(7) Palate	2
(8) Haemorrhagic	2	2	100%	...
(9) Tonsillar, Laryngeal	232	69	29.7%	19.7%
(10) Tonsillar, Nasal	19	5	26.3%	15.7%
(11) Tonsillar Lips	4
(12) Tonsillar, Laryngeal, Uvula, Lingual	2	2	100%	...
(13) Tonsillar, Palate	22	1	4.5%	...
(14) Tonsillar, Pharyngeal	98	4	4.1%	3.1%
(15) Tonsillar, Laryngeal, Tongue	2	1	50%	...
(16) Tonsillar Tongue	9	1	11.1%	...
(17) Tonsillar, Palate, Conjunctiva	1	1	100%	...
(18) Tonsillar, Vulval	3	1	33.3%	...
(19) Tonsillar, Lip-Tongue Pharynx-vulva-anus.	1	1	100%	...
(20) Tonsillar-tongue vulva	1
(21) Tonsillar-laryngeal-palate	4	2	50%	...
(22) Tonsillar-laryngeal-Pharyngeal	5	2	40%	20%
(23) Tonsillar-pharyngeal-nasal	1
(24) Tonsillar-Perianal	1	1	100%	...
(25) Tonsillar-Palate-tongue-Lips	2	1	50%	...
(26) Larynx-Pharynx	11	2	18.2%	...
(27) Lips and Cheeks	10
(28) Lip-Tongue	3
(29) Tongue-Palate	4
(30) Lip-Palate	3
(31) Palate-conjunctiva	2	2	100%	...
(32) Lingual-vulval-conjunctiva	2
(33) No Patch	201

TABLE 77

SYMPTOMS AND COMPLICATIONS IN THE CASES OF ENTERIC FEVER, ADMITTED IN THE
CITY FEVER HOSPITAL, ARTHUR ROAD, DURING THE YEAR 1955.

Symptoms and complications	No. of cases of Enteric Fever.	Percentage of the total number of Enteric Fever cases admitted.	No. of cases recovered.	No. of cases died.	Fatality rate.
Toxaemia	369	16.8%	277	92	24.9%
Broncho-Pneumonia	203	9.2%	179	24	11.3%
Meningitis	72	3.3%	62	10	13.8%
Perforation	12	0.6%	12
Parotitis	4	0.2%	4
Relapse	22	1.0%	19	3	13.6%
Dehydration	172	7.8%	160	12	6.9%
Haemorrhage	72	3.3%	52	20	27.7%
Failure of peripheral circulation.	117	5.3%	19	98	83.7%

TABLE 78

ENTERIC FEVER: CASE AND FATALITY RATE, 1942 TO 1955.

Year.	Admissions.	Deaths.	Recovered.	Case fatality rate.	Case fatality rate excluding moribund cases.
1942	595	104	491	17.4%	15.4%
1943	715	189	526	26.4%	23.5%
1944	624	149	475	23.8%	22.2%
1945	1,186	229	957	19.3%	17.6%
1946	790	149	641	18.9%	13.9%
1947	1,464	251	1,213	17.1%	13.8%
1948	2,486	440	2,046	17.6%	11.8%
1949	3,065	455	2,610	14.8%	11.2%
1950	1,208	197	1,011	16.3%	12.2%
1951	1,153	128	1,025	11.1%	8.0%
1952	1,554	250	1,304	16.0%	12.2%
1953	2,056	205	1,851	10.0%	7.2%
1954	2,387	143	2,244	5.9%	3.3%
1955	2,191	122	2,069	5.6%	3.4%

TABLE 79

INCIDENCE BY AGE OF ENTERIC FEVER CASES ADMITTED IN THE CITY FEVER HOSPITAL, ARTHUR ROAD, DURING THE YEAR 1955.

Age in year.	0 — 10		11 — 20		21 — 30		31 — 40		41 — 50		51 & above		Total.	
	Cured	Died	C.	D.	C.	D.	C.	D.	C.	D.	C.	D.	C.	D.
Male	119	8	501	21	689	31	199	13	62	12	15	3	1,585	88
Female	97	5	189	15	135	7	43	4	11	3	9	—	484	34
Total	216	13	690	36	824	38	242	17	73	15	24	3	2,069	122

TABLE 80

MATERIALS EXAMINED AT THE CLINICAL LABORATORY AT THE ARTHUR ROAD HOSPITAL, DURING THE YEAR 1955.

(A) Investigations—					
(1) Pathological—					
(i) Routine examination of urine	784
(ii) Examination of Blood—					
(a) Cytological examination	2,706
(b) Grouping and matching of blood for transfusion	798
(iii) Examination of faeces...	39
(iv) Examination of sputa	77
(v) Examination of Puncture Fluid—					
(1) Cerebro-spinal fluid	541
(2) Pus from boil	1
(3) Pleural fluid	2
(4) Peritoneal fluid	1
(5) Pus from bubo	3
(2) Bacteriological—					
(1) Urine—					
(a) Cultural examination	Nil
(2) Blood—					
(a) Whole blood culture	74
(b) Clot culture	1,596
(c) Serological examination—					
(1) Widal reaction	7,392
(2) Kahn Test...	167
(3) Napier Aldehyde Test	3
(4) Weil Felix.	705
(iii) Puncture Fluid-Cultural examination—					
(1) Cerebro-spinal fluid	3
(iv) Cultural examination of—					
(1) Throat Swab	4,457
(2) Nasal swab	272
(3) Tongue swab	7
(4) Cheek swab	1
(5) Vulval swab	5
(6) Vaginal swab	1
(7) Lip swab	2
(8) Ear swab	8
(9) Eye swab	4
(10) Palate swab	1
(11) Rectal swab	322
(v) Examination for the presence of micro-organisms—					
(C. Diphtheria) ;—					
(1) Throat swab	25,216
(2) Nasal swab	3,166
(3) Tongue swab	21
(4) Cheek swab	1
(5) Vulval swab	13
(6) Vaginal swab	13
(7) Lip swab	8
(8) Ear swab	25
(9) Eye swab	7
(10) Palate swab	2
(11) Anal swab	2
(12) Nipple swab	2
(vi) Examination for the presence of micro-organisms (V. Cholera).					
(1) Rectal swab	743
(3) Bio-Chemical—					
(1) Cerebro-spinal-fluid—					
(a) Chlorides	541
(2) Blood—					
(a) Van Den Bergh's test	361
(b) Icterus Index	281
(B) Injectable materials prepared—					
Normal saline...	12470 bottles (1×500 c.c.).
Hypertonic saline	1996 bottles (1×900 c.c.).
Sterile Distilled Water for dissolving Penicillin, Glucose, etc.	190 bottles (1×500 c.c.).
Blood transfusion	177

TABLE No. 81

Statement of Samples examined chemically during the year ending 31st December 1955

Received from.	WATER.			FOOD-STUFFS.										OTHER FOOD-STUFFS.					Miscellaneous.					TOTAL.			
	Bombay.	Other.	Well.	Milk.	Ghee.	Butter.	Vegetable Product.	Tea and Tea Dust.	Coffee.	Turmeric Powder.	Curds.	Chilli Powder.	Prepared Tea.	Oils.	Chikki.	Flours.	Ice-Cream.	Chikoo.	Miscellaneous.	Plantains.	Chemicals.	Paint.	Soap.		Insecticides.	Others.	Urine.
The Inspectors from A & B Wards	...	1	12	2321		179	8	91	8	166	43	127	345	535	...	11	10	...	19	11	...	3974
Do. C & D Wards	...	8	8	2920	138	244	24	59	183	353	9	136	176	298	...	14	10	...	32	4	...	4616
Do. E Ward	1467	41	129	35	46	38	118	54	70	194	298	...	14	4	...	1	2529
Do. F Ward	627	13	44	17	18	40	57	20	30	51	146	189	3	2	15	5	51	1298
Do. G Ward	...	12	1	784	25	54	18	18	20	70	18	17	69	126	...	8	2	...	18	1260
Do. Suburbs	...	2	87	742	35	13	...	13	...	16	...	11	75	345	64	1	2	...	16	1422
The S. I. (Food)	3559	97	546	9	354	110	703	21	256	264	168	...	5	1	...	5	4	...	6102
The Controller of Stores	2	37	35	...	86	...	160
The Insecticide Officers	...	1	13	4	...	18
The Superintendent of License	258	258
The Superintendent of Gardens	12	12
The Chief Engineer (D.T)	...	14	14
The Hydraulic Engineer	...	238	19	1	12	...	270
The Municipal Hospitals	248	5	23	7	1	5	...	289
The Mechanical Engineer	...	7	7
The Executive Health Officer	...	2	3	121	1	1	126
The Asstt. Engineer (O.C.)	...	3	38
The Asstt. Engineer (Const.)	...	3	2	3
The Other Municipal Authorities	...	193	13	2	1015
The Milk Commissioner	1005	151	206	...	3	...	10	...	1	...	3	40	1005
Private Parties	...	12	13	197	1	5	...	846
TOTAL	431	94	122	13870	604	1438	111	602	369	1496	165	648	1174	1928	375	56	32	15	160	53	258	37	39	16	179	990	25262
	647			22,405										691					1,519								

TABLE No: 82
Statement of Samples examined Bacteriologically during the year 1955.

RECEIVED FROM.	Water.			Samples for Diagnostic purposes.									Miscellaneous								TOTAL		
	Bombay.	Well.	Other.	Sputum for T. B.	Sputum for Other Tests	Swab for Diphtheria.	Blood for Malaria Parasites.	Blood for Differential Count.	Blood for other Tests.	Smear for Gonococci.	Stool for General Examination.	Semen	Vaccine	Disinfectants	Beef and Mutton.	Ice-Candy	Milk	Butter Milk	Ice	Miscellaneous food-stuffs		Cotton	
The Insp. from A & B Wards	9	26	471	506
" " " C & D "	4	18	1276	7	2	8	1315
" " " E "	13	1118	4	1	1136
" " " F "	2	1039	2	2	1045
" " " G "	2	37	181	1	...	221
" " " (Suburbs.)	4	1	660	665
The Mechanical Engineer	14	14
The Supdt. of Vaccination.	54	54
The Controller of Stores	9	9
The Hydraulic Engineer ...	166	1	67	234
The Asstt. Engineer (Conts.)	18	18
The M.A. (Bombay Port Trust)	436	436
The Other Municipal Authorities ...	193	1	18	763	63	19	1071	453	342	15	257	5	2	2	...	7	...	5	3216
Private Parties	3	62	47	...	3	16	7	6	39	10	24	...	3	18	238
Total ...	359	24	712	810	63	4767	1087	460	348	54	267	5	54	9	26	15	5	7	1	33	1	...	9107
	1095			7861									151										
	No. found unsatisfactory.			No. found Positive.									No. found unsatisfactory.										
	...	15	90	88	14	86	3	3		19	111	2	...	8	1	7	...	7	

TABLE No. 83.

Statement of Samples of Food-Stuffs examined under the Bombay Prevention of Adulteration Act with the results during the year ending 31st December 1955.

RECEIVED FROM	MILK.			GHEE.			BUTTER.			VEGETABLE PRODUCT.			TEA			COFFEE.			TURMERIC.			CURDS.			CHILLI POWDER.			PREPARED TEA.			OILS.		
	Total.	Below the Standard.	% of Adulteration	Total.	Below the Standard.	% of Adulteration	Total.	Below the Standard.	% of Adulteration	Total.	Below the Standard.	% of Adulteration	Total.	Below the Standard.	% of Adulteration	Total.	Below the Standard.	% of Adulteration	Total.	Below the Standard.	% of Adulteration	Total.	Below the Standard.	% of Adulteration	Total.	Below the Standard.	% of Adulteration	Total.	Below the Standard.	% of Adulteration			
The Inspectors from A and B Wards	2,092	783	37.43	87	9	10.34	179	103	57.54	8	91	23	25.28	8	3	37.50	166	89	53.61	43	14	32.56	127	58	45.67	345	61	17.68	535	106	19.81
.. .. C and D ..	2,590	1,373	53.01	138	23	16.67	244	157	64.34	24	2	8.33	59	5	8.47	183	144	78.67	353	176	49.36	9	2	22.22	136	77	56.62	176	45	25.57	298	66	22.15
.. .. E Ward	1,393	624	44.79	41	129	84	65.12	35	1	2.86	46	4	8.69	38	25	65.79	118	74	62.71	54	23	42.59	70	37	52.86	194	43	22.16	298	93	31.21
.. .. F ..	574	301	52.44	13	1	7.69	44	28	63.64	17	18	3	16.67	10	9	90.00	57	32	56.14	20	10	50.00	30	8	26.67	51	7	13.72	146	33	22.60
.. .. G ..	702	312	44.44	25	2	8.00	54	29	53.70	18	18	4	22.22	20	17	85	70	38	54.29	18	9	50.00	17	7	41.18	69	24	34.78	126	40	31.75
.. .. Suburbs	577	274	47.49	35	1	2.86	13	7	53.85	13	2	15.78	16	5	31.25	11	4	36.36	75	11	14.67	345	45	13.04
The S. I. Food	3,425	1,837	53.64	97	25	53.0	546	348	63.74	9	2	22.22	351	66	18.64	10	84	76.36	703	375	56.19	21	8	38.09	256	152	59.38	264	47	17.80	168	53	31.55
Total	11,353	5,504	48.5	436	61	13.99	1,209	756	62.53	111	5	4.50	599	167	17.86	369	282	76.42	1,483	809	55.6	165	66	40.00	647	343	53.01	1,174	238	24.27	1,916	436	22.76

TABLE 84
Chemical analysis of Bombay waters samples
(1955)
Parts per 100,000

SOURCES.	January.		February.		March.		April.		May.		June.		July.		August.		September.		October.		November.		December	
	I	II	I	II	I	II	I	II	I	II	I	II	I	II	I	II	I	II	I	II	I	II	I	II
<i>Water from the Tansa Lake:—</i>																								
Total Solids	8.5	10.3	10.4	10.7	9.6	8.8	8.5	9.9	9.0	9.4	9.4	11.5	11.4	11.4	11.4	10.9	10.7	9.0	8.7	10.5	10.5	8.8	11.2	9.5
Chlorides	0.8	0.9	0.9	0.9	0.8	0.9	0.8	0.8	0.9	0.9	0.9	0.8	0.8	0.9	0.8	0.8	0.8	0.8	0.8	0.8	0.8	0.8	0.7	0.6
Free Ammonia	0.004	Nil.	0.001	0.005	0.004	0.004	0.003	0.001	0.001	Nil.	Nil.	0.001	Nil.	0.001	0.004	0.004	0.001	0.001	0.001	0.001	0.001	0.008	0.007	Nil.
Albuminoid Ammonia	0.011	0.008	0.012	0.016	0.018	0.017	0.006	0.009	0.007	0.007	0.014	0.011	0.012	0.011	0.012	0.012	0.010	0.009	0.012	0.014	0.009	0.010	0.012	0.008
Oxygen Absorbed at 80°F. (Tidy's Process)	0.045	0.043	0.062	0.051	0.071	0.174	0.040	0.033	0.025	0.066	0.045	0.055	0.030	0.054	0.060	0.061	0.071	0.049	0.043	0.026	0.039	0.059	0.062	0.027
<i>Water from the Vihar Lake:—</i>																								
Total Solids	9.2	8.0	11.0	9.6	9.3	7.8	8.0	10.9	11.0	8.5	9.3	11.5	17.3	10.4	10.4	10.0	11.2	8.9	9.1	9.5	10.4	10.1	11.1	10.5
Chlorides	1.0	1.2	1.2	1.2	1.1	1.0	1.2	1.2	1.2	1.3	1.1	1.2	1.2	1.1	1.1	1.2	1.1	1.2	1.3	1.2	1.3	1.2	1.3	1.0
Free Ammonia	Nil	Nil.	Nil	0.008	0.001	0.001	Nil.	Nil.	0.001	0.001	0.001	0.004	Nil.	0.001	0.003	Nil.	0.001	0.009	Nil.	0.006	Nil.	0.008	0.001	Nil.
Albuminoid Ammonia	0.011	0.011	0.012	0.020	0.022	0.018	0.012	0.010	0.014	0.009	0.013	0.010	0.014	0.012	0.011	0.013	0.012	0.012	0.013	0.014	0.010	0.011	0.012	0.009
Oxygen Absorbed at 80°F. (Tidy's Process)	0.040	0.059	0.095	0.058	0.078	0.060	0.060	0.052	0.092	0.058	0.106	0.059	0.048	0.058	0.071	0.102	0.066	0.100	0.075	0.073	0.050	0.074	0.062	0.045
<i>Water from the Tulsi Lake:—</i>																								
Total Solids	10.0	9.7	8.4	8.5	7.5	7.7	8.2	9.6	11.0	8.1	13.4	9.2	10.4	9.3	9.3	9.3	11.3	8.7	9.4	9.5	9.7	10.0	10.9	8.7
Chlorides	1.0	1.2	1.0	1.2	1.0	1.1	1.2	1.2	1.2	1.2	1.2	1.1	1.2	1.1	1.2	1.2	1.1	1.2	1.2	1.2	1.3	1.2	1.2	1.2
Free Ammonia	0.001	Nil.	0.001	0.011	0.001	0.003	0.001	Nil.	0.001	0.001	0.004	0.004	0.001	0.001	0.001	0.001	0.001	0.001	Nil.	0.001	0.003	0.005	0.001	0.001
Albuminoid Ammonia	0.012	0.009	0.014	0.036	0.020	0.013	0.010	0.009	0.011	0.010	0.014	0.013	0.013	0.012	0.012	0.011	0.011	0.012	0.013	0.019	0.012	0.012	0.014	0.014
Oxygen Absorbed at 80°F. (Tidy's Process)	0.052	0.059	0.080	0.061	0.078	0.054	0.060	0.049	0.050	0.058	0.075	0.055	0.052	0.017	0.076	0.071	0.066	0.093	0.080	0.073	0.071	0.088	0.076	0.063
<i>Water from 57' East Tansa Main at Vhkola:—</i>																								
Total Solids	9.0	10.0	10.0	10.0	9.5	8.5	8.5	9.5	9.0	9.0	9.0	11.3	9.0	11.0	10.0	9.0	10.0	9.0	8.5	9.5	9.0	8.5	10.0	9.5
Chlorides	0.8	0.9	1.0	0.9	0.7	0.7	0.9	0.8	0.9	0.9	0.8	0.7	0.7	0.9	0.8	0.9	0.8	0.8	0.9	0.9	0.8	0.7	0.8	0.7
Free Ammonia	Nil	Nil.	0.001	0.001	0.001	0.001	Nil.	Nil.	0.001	0.001	Nil.	Nil.	Nil.	Nil.	0.001	0.001	0.001	0.001	0.001	0.001	0.001	0.001	0.001	0.001
Albuminoid Ammonia	0.011	0.004	0.007	0.011	0.011	0.009	0.006	0.006	0.007	0.012	0.012	0.005	0.009	0.008	0.005	0.011	0.006	0.006	0.008	0.007	0.008	0.006	0.013	0.007
Oxygen Absorbed at 80°F. (Tidy's Process)	0.045	0.020	0.040	0.021	0.041	0.020	0.020	0.020	0.017	0.017	0.022	0.028	0.030	0.029	0.051	0.030	0.048	0.024	0.028	0.022	0.025	0.017	0.021	0.018
<i>Tansa Water from 57' West Tansa Main at Vhkola:—</i>																								
Total Solids	8.5	10.0	9.8	10.0	9.2	8.5	8.2	9.2	9.0	9.0	9.0	11.2	9.0	11.0	10.0	9.5	10.0	9.0	8.5	9.5	9.0	8.5	10.0	9.5
Chlorides	0.8	1.0	0.8	0.9	0.7	0.7	0.8	0.8	0.8	0.9	0.8	0.8	0.8	0.9	0.9	1.2	0.8	0.8	0.9	0.8	0.8	0.8	0.8	0.7
Free Ammonia	Nil	Nil.	Nil.	0.001	Nil.	Nil.	Nil.	Nil.	0.001	Nil.	Nil.	Nil.	Nil.	Nil.	Nil.	Nil.	0.001	Nil.	Nil.	Nil.	0.003	Nil.	Nil.	Nil.
Albuminoid Ammonia	0.007	0.003	0.011	0.011	0.006	0.011	0.006	0.007	0.008	0.011	0.013	0.004	0.007	0.007	0.011	0.011	0.007	0.004	0.008	0.008	0.009	0.003	0.009	0.007
Oxygen absorbed at 80°F. (Tidy's Process)	0.024	0.024	0.036	0.025	0.027	0.020	0.020	0.023	0.013	0.034	0.022	0.032	0.022	0.029	0.041	0.030	0.032	0.024	0.019	0.029	0.021	0.017	0.028	0.018

TABLE 84—(Contd.)

SOURCES.	January.		February.		March.		April.		May.		June.		July.		August.		September.		October.		November.		December.	
	I	II	I	II	I	II	I	II	I	II	I	II	I	II	I	II	I	II	I	II	I	II	I	II
<i>Water from 96" Tansa Main at Vakola :—</i>																								
Total Solids	9.0	10.0	9.8	10.0	9.2	8.2	8.2	9.0	9.0	9.0	11.3	9.0	11.0	10.0	9.0	10.0	9.0	8.5	9.5	9.0	8.5	10.0	9.5	
Chlorides	0.8	0.9	0.8	0.9	0.7	0.7	0.8	0.8	0.9	0.9	0.8	0.8	0.9	1.0	0.9	0.8	1.2	0.9	0.8	0.8	0.8	0.8	0.8	0.7
Free Ammonia	Nil.	Nil.	0.001	Nil.	Nil.	0.001	0.001	Nil.	Nil.	Nil.	0.001	Nil.	Nil.	Nil.	Nil.	Nil.	Nil.	Nil.	Nil.	0.001	Nil.	Nil.	Nil.	
Albuminoid Ammonia	0.008	0.003	0.007	0.010	0.007	0.009	0.005	0.006	0.009	0.008	0.012	0.007	0.010	0.009	0.011	0.006	0.003	0.007	0.007	0.006	0.008	0.009	0.004	
Oxygen Absorbed at 80°F. (Tidy's Process)...	0.040	0.028	0.051	0.014	0.034	0.034	0.020	0.020	0.042	0.016	0.030	0.041	0.030	0.029	0.035	0.066	0.048	0.010	0.024	0.019	0.025	0.010	0.023	
<i>Water from 57" East Tansa Main at Portuguese Church Street, Dador :—</i>																								
Total Solids	8.5	10.0	10.0	10.0	9.5	8.5	8.0	9.2	9.0	9.0	9.0	11.3	9.0	11.0	10.0	9.0	10.0	9.0	8.5	9.5	9.0	8.5	10.0	9.5
Chlorides	0.8	0.8	0.9	0.9	0.7	0.6	0.8	0.9	0.9	0.9	0.8	0.8	0.9	0.9	0.8	0.9	0.8	0.9	0.8	0.9	0.8	0.8	0.8	0.7
Free Ammonia	Nil.	Nil.	Nil.	Nil.	Nil.	Nil.	Nil.	Nil.	Nil.	Nil.	Nil.	Nil.	Nil.	Nil.	Nil.	0.001	Nil.	Nil.	Nil.	Nil.	Nil.	Nil.	0.001	Nil.
Albuminoid Ammonia	0.007	0.004	0.009	0.012	0.008	0.008	0.005	0.005	0.006	0.009	0.015	0.007	0.009	0.007	0.014	0.012	0.007	0.004	0.007	0.008	0.008	0.018	0.007	
Oxygen Absorbed at 80°F. (Tidy's Process)...	0.031	0.051	0.036	0.021	0.030	0.020	0.027	0.025	0.017	0.017	0.030	0.032	0.030	0.033	0.035	0.030	0.015	0.029	0.024	0.022	0.021	0.014	0.017	0.023
<i>Water from 57" West Tansa Main at Portuguese Church Street Dador :—</i>																								
Total Solids	9.0	10.0	10.0	10.0	9.2	8.2	8.2	9.5	9.0	9.0	9.0	11.3	9.0	11.0	10.0	9.0	10.2	9.0	8.5	9.5	9.0	8.5	10.0	9.5
Chlorides	0.8	0.9	0.8	0.8	0.7	0.6	0.8	0.9	0.9	0.8	0.8	0.9	0.8	0.9	0.8	0.8	0.8	0.8	0.9	0.8	0.8	0.8	0.8	0.7
Free Ammonia	Nil.	Nil.	Nil.	Nil.	Nil.	Nil.	Nil.	Nil.	Nil.	0.001	Nil.	Nil.	Nil.	Nil.	Nil.	0.001	0.001	Nil.	Nil.	Nil.	Nil.	Nil.	Nil.	Nil.
Albuminoid Ammonia	0.006	0.005	0.009	0.012	0.008	0.009	0.010	0.006	0.007	0.012	0.014	0.008	0.008	0.008	0.007	0.004	0.007	0.006	0.007	0.011	0.007	0.008	0.016	0.007
Oxygen Absorbed at 80°F. (Tidy's Process)...	0.028	0.035	0.036	0.018	0.054	0.024	0.020	0.023	0.025	0.024	0.038	0.051	0.039	0.033	0.035	0.041	0.030	0.029	0.024	0.019	0.025	0.021	0.031	0.023
<i>Water from 48" New Tansa Main at Vincent Road Opposite Hindamata Cinema :—</i>																								
Total Solids	9.0	10.0	10.0	9.5	9.2	8.5	8.2	9.5	9.0	9.0	9.0	11.2	10.0	...	10.0	9.0	10.2	9.0	8.5	9.5	9.0	8.5	9.0	9.5
Chlorides	0.8	0.8	0.8	0.8	0.7	0.8	0.8	0.8	0.9	0.9	0.8	0.8	1.3	...	0.9	0.8	0.8	0.8	0.9	0.9	0.8	0.8	0.7	0.7
Free Ammonia	Nil.	Nil.	0.001	Nil.	Nil.	0.001	Nil.	Nil.	0.001	Nil.	Nil.	Nil.	Nil.	...	Nil.	0.001	Nil.	Nil.	0.001	Nil.	Nil.	Nil.	Nil.	Nil.
Albuminoid Ammonia	0.008	0.004	0.007	0.010	0.009	0.005	0.007	0.007	0.007	0.011	0.016	0.007	0.010	...	0.011	0.007	0.010	0.007	0.007	0.007	0.008	0.009	0.016	0.010
Oxygen Absorbed at 80°F. (Tidy's Process)...	0.032	0.026	0.036	0.021	0.044	0.017	0.013	0.023	0.017	0.017	0.038	0.032	0.039	...	0.051	0.030	0.025	0.029	0.014	0.022	0.025	0.017	0.021	0.041
<i>Water from 48" Old Tansa Main at Vincent Road Opposite Hindamata Cinema :—</i>																								
Total Solids	8.0	10.0	11.0	10.0	9.5	8.5	8.5	9.2	9.0	9.0	9.2	11.2	10.0	11.0	10.0	9.0	10.2	9.0	8.5	9.5	9.0	8.5	11.0	9.5
Chlorides	1.0	0.9	1.1	1.1	0.9	0.8	1.1	0.9	1.0	1.0	0.9	0.9	1.0	0.9	0.9	1.0	1.0	1.0	0.9	0.9	0.8	1.0	1.1	0.7
Free Ammonia	Nil.	Nil.	Nil.	Nil.	0.003	Nil.	0.005	Nil.	0.001	0.001	Nil.	Nil.	Nil.	0.001	Nil.	Nil.	0.001	Nil.	0.001	Nil.	Nil.	Nil.	0.001	Nil.
Albuminoid Ammonia	0.003	0.004	0.012	0.012	0.009	0.007	0.012	0.006	0.008	0.011	0.017	0.008	0.008	0.014	0.010	0.008	0.009	0.004	0.008	0.006	0.008	0.008	0.011	0.012
Oxygen Absorbed at 80°F (Tidy's Process) ...	0.016	0.019	0.047	0.021	0.034	0.027	0.040	0.037	0.042	0.016	0.055	0.046	0.026	0.037	0.035	0.030	0.040	0.015	0.038	0.044	0.046	0.014	0.069	0.023

TABLE 84—(Contd.)

SOURCES.	January.		February.		March.		April.		May.		June.		July.		August.		September.		October.		November.		December.		
	I	II	I	II	I	II	I	II	I	II	I	II	I	II	I	II	I	II	I	II	I	II	I	II	
<i>Water from the outlet at Malabar Hill Reservoir—</i>																									
Total Solids ...	9.0	10.0	10.0	10.0	9.2	8.5	8.0	9.5	9.0	9.0	9.0	11.2	9.0	11.0	10.5	10.0	10.0	9.0	8.5	9.5	9.0	8.5	9.0	9.5	
Chlorides ...	0.8	0.9	0.9	1.0	0.8	0.8	0.8	1.0	0.9	0.9	0.8	0.8	0.9	0.9	1.0	0.9	0.9	1.0	1.0	0.9	0.8	0.9	0.8	0.8	0.6
Free Ammonia ...	Nil.	Nil.	0.001	Nil.	Nil.	Nil.	Nil.	Nil.	0.001	Nil.	Nil.	Nil.	Nil.	0.001	Nil.	Nil.	0.001	Nil.	Nil.	Nil.	Nil.	Nil.	Nil.	Nil.	Nil.
Albuminoid Ammonia ...	0.007	0.003	0.012	0.008	0.007	0.008	0.007	0.005	0.008	0.010	0.009	0.007	0.008	0.009	0.007	0.005	0.006	0.004	0.003	0.004	0.007	0.006	0.007	0.009	
Oxygen Absorbed at 80°F (Tidy's Process) ...	0.026	0.026	0.022	0.014	0.027	0.027	0.013	0.017	0.017	0.016	0.045	0.032	0.022	0.020	0.031	0.025	0.035	0.010	0.009	0.022	0.025	0.024	0.024	0.023	
<i>Water from the 36" Kalbadevi Outlet at the junction of Thakurdwar Road.</i>																									
Total Solids ...	10.0	10.0	10.0	10.0	9.2	8.5	8.2	9.2	9.0	9.0	9.0	11.3	9.0	11.0	10.0	9.0	10.0	9.0	8.5	9.5	9.0	8.5	9.0	9.5	
Chlorides ...	1.0	0.9	1.0	0.9	0.7	0.8	1.0	0.9	0.9	0.8	0.8	0.9	0.9	0.9	0.9	0.9	0.9	0.9	0.9	0.9	0.8	0.8	0.9	0.6	
Free Ammonia ...	Nil.	Nil.	0.001	Nil.	Nil.	Nil.	Nil.	Nil.	Nil.	Nil.	Nil.	Nil.	Nil.	0.001	Nil.	0.001	Nil.	Nil.	Nil.	0.001	0.003	0.004	Nil.	Nil.	
Albuminoid Ammonia ...	0.004	0.003	0.012	0.009	0.009	0.008	0.006	0.007	0.008	0.009	0.009	0.008	0.008	0.013	0.010	0.007	0.006	0.006	0.010	0.014	0.007	0.018	0.009	0.010	
Oxygen Absorbed at 80°F (Tidy's Process) ...	0.018	0.019	0.029	0.010	0.027	0.013	0.017	0.025	0.018	0.024	0.064	0.032	0.030	0.033	0.041	0.030	0.020	0.015	0.028	0.022	0.014	0.031	0.024	0.023	
<i>Water from outlet at Bhandarwada Reservoir</i>																									
Total Solids ...	9.5	10.0	9.6	10.0	9.5	8.6	8.2	9.5	9.0	9.0	9.0	11.3	9.0	11.0	10.0	10.0	10.0	9.0	8.5	9.5	9.0	8.5	9.0	9.5	
Chlorides (Cl) ...	0.9	1.1	0.8	0.9	0.8	0.9	1.0	0.9	0.9	0.8	0.9	0.8	0.9	0.9	1.0	0.9	0.9	1.0	0.9	0.9	0.8	0.9	0.9	0.7	
Free Ammonia ...	Nil.	Nil.	Nil.	Nil.	Nil.	Nil.	Nil.	Nil.	Nil.	Nil.	Nil.	Nil.	Nil.	Nil.	0.001	Nil.	0.001	Nil.	0.001	Nil.	0.001	0.001	0.003	0.001	
Albuminoid Ammonia ...	0.003	0.006	0.007	0.008	0.007	0.004	0.004	0.007	0.004	0.013	0.009	0.007	0.006	0.012	0.012	0.009	0.005	0.007	0.008	0.012	0.008	0.009	0.012	0.010	
Oxygen absorbed at 80°F (Tidy's Process) ...	0.011	0.026	0.022	0.021	0.021	0.020	0.024	0.025	0.025	0.024	0.032	0.023	0.026	0.025	0.031	0.015	0.020	0.010	0.019	0.007	0.014	0.024	0.027	0.023	
<i>Tansa Water from the 24" Dongri outlet at Keshaji Naik Fountain—</i>																									
Total Solids ...	9.0	10.0	10.0	10.0	9.3	8.5	8.5	9.5	9.0	9.0	9.0	11.3	9.0	11.0	10.0	10.0	10.0	9.0	8.5	9.5	9.0	8.5	9.0	9.5	
Chlorides ...	0.9	1.1	0.8	0.8	1.2	0.8	1.1	0.9	0.9	0.8	0.9	0.8	1.0	0.9	1.0	1.0	0.9	1.0	1.0	0.9	0.8	0.8	0.9	0.7	
Free Ammonia ...	Nil.	Nil.	Nil.	Nil.	Nil.	Nil.	Nil.	Nil.	Nil.	Nil.	Nil.	Nil.	Nil.	0.001	Nil.	Nil.	0.001	Nil.	Nil.	0.001	Nil.	Nil.	Nil.	Nil.	
Albuminoid Ammonia ...	0.005	0.003	0.005	0.008	0.004	0.005	0.003	0.006	0.005	0.012	0.006	0.009	0.006	0.012	0.012	0.006	0.004	0.004	0.007	0.010	0.008	0.006	0.009	0.008	
Oxygen absorbed at 80°F (Tidy's Process) ...	0.020	0.015	0.029	0.021	0.021	0.014	0.020	0.025	0.008	0.016	0.055	0.032	0.026	0.025	0.031	0.025	0.030	0.010	0.019	0.015	0.021	0.024	0.031	0.018	
<i>Water from the 32" Vihar Main at Katchra Cabin Chembur—</i>																									
Total Solids ...	11.5	9.0	11.0	9.5	9.2	7.8	8.2	10.5	11.0	8.5	9.2	11.3	9.4	10.4	10.2	10.0	11.0	8.0	9.0	9.5	10.0	10.0	11.0	10.5	
Chlorides ...	1.3	1.5	1.2	1.2	1.2	1.2	1.4	1.5	1.3	1.3	1.1	1.3	1.3	1.3	1.3	1.2	1.3	1.3	1.5	1.3	1.3	1.2	1.3	1.1	
Free Ammonia ...	Nil.	Nil.	Nil.	Nil.	Nil.	Nil.	Nil.	0.001	Nil.	Nil.	Nil.	Nil.	Nil.	0.001	Nil.	Nil.	0.001	Nil.	Nil.	0.001	Nil.	0.004	0.003	Nil.	
Albuminoid Ammonia ...	0.006	0.010	0.009	0.010	0.009	0.007	0.008	0.009	0.009	0.014	0.014	0.010	0.007	0.013	0.010	0.006	0.009	0.006	0.007	0.009	0.008	0.012	0.012	0.012	
Oxygen absorbed at 80°F (Tidy's Process) ...	0.026	0.041	0.044	0.036	0.034	0.027	0.027	0.041	0.051	0.048	0.073	0.046	0.047	0.037	0.041	0.040	0.065	0.039	0.052	0.037	0.035	0.049	0.055	0.050	

TABLE 84—(Concl'd.)

SOURCES.	January.		February.		March.		April.		May.		June.		July.		August.		September.		October.		November.		December.	
	I	II	I	II	I	II	I	II	I	II	I	II	I	II	I	II	I	II	I	II	I	II	I	II
<i>Water from 24" Vihar Main at Junction of Old Agra Road and Belgrani Road, Kurla—</i>																								
Total Solids	13.0	9.5	11.0	9.5	9.2	7.8	8.0	10.5	11.0	8.5	9.2	11.4	9.3	10.4	10.2	10.0	11.0	8.0	9.0	9.5	10.0	10.0	11.0	10.5
Chlorides	1.3	1.4	1.4	1.2	1.1	1.2	1.4	1.4	1.3	1.2	1.3	1.2	1.3	1.3	1.3	1.3	1.3	1.4	1.3	1.2	1.3	1.3	1.2	1.1
Free Ammonia	Nil.	Nil.	Nil.	Nil.	Nil.	Nil.	Nil.	Nil.	Nil.	Nil.	0.001	Nil.	0.001	0.001	Nil.	Nil.	Nil.	Nil.	0.001	0.001	0.001	0.001	0.001	Nil.
Albuminoid Ammonia	0.006	0.011	0.011	0.011	0.011	0.007	0.012	0.012	0.007	0.015	0.014	0.009	0.008	0.014	0.012	0.007	0.007	0.013	0.007	0.008	0.010	0.009	0.010	0.012
Oxygen absorbed at 80°F (Tidy's Process)	0.028	0.049	0.036	0.043	0.041	0.037	0.037	0.045	0.042	0.032	0.055	0.036	0.056	0.041	0.051	0.046	0.050	0.048	0.038	0.022	0.035	0.038	0.060	0.036
<i>Water from 32" Vihar Main at Vincent Road, opp. Hindmata Cinema—</i>																								
Total Solids	10.0	9.5	11.0	9.5	9.2	7.8	8.0	10.9	11.0	8.5	9.2	11.4	8.9	10.4	10.2	10.0	11.0	8.0	9.0	9.5	10.0	10.0	11.0	10.5
Chlorides	1.0	1.3	1.2	1.4	1.3	1.3	1.4	1.4	1.3	1.4	1.2	1.2	0.9	1.2	1.2	1.3	1.2	1.3	1.3	1.2	1.2	1.4	1.2	1.2
Free Ammonia	Nil.	0.001	Nil.	Nil.	Nil.	Nil.	Nil.	Nil.	Nil.	Nil.	0.001	Nil.	Nil.	0.003	Nil.	Nil.	Nil.	Nil.	Nil.	0.001	Nil.	Nil.	Nil.	0.001
Albuminoid Ammonia	0.005	0.006	0.014	0.011	0.010	0.007	0.005	0.009	0.009	0.012	0.011	0.009	0.006	0.012	0.009	0.006	0.012	0.009	0.007	0.007	0.008	0.008	0.009	0.012
Oxygen absorbed at 80°F (Tidy's Process)	0.028	0.034	0.036	0.036	0.031	0.027	0.030	0.041	0.042	0.032	0.064	0.041	0.030	0.049	0.056	0.040	0.060	0.048	0.038	0.044	0.039	0.038	0.034	0.045
<i>Water from 24" Tulsī Main at Vakola—</i>																								
Total Solids	11.5	9.5	9.0	8.5	7.5	7.5	8.2	9.5	11.0	8.0	12.5	9.2	10.0	9.3	9.2	9.0	11.0	8.5	9.4	9.5	9.5	10.0	10.9	8.5
Chlorides	1.2	1.0	1.2	1.2	0.9	1.1	1.2	1.2	1.3	1.2	1.3	1.3	1.0	1.3	1.2	0.9	1.0	0.9	1.2	1.1	1.2	1.1	1.1	0.9
Free Ammonia	Nil.	Nil.	Nil.	Nil.	Nil.	Nil.	Nil.	Nil.	Nil.	Nil.	Nil.	Nil.	Nil.	0.001	Nil.	Nil.	Nil.	Nil.	Nil.	0.001	Nil.	Nil.	0.001	Nil.
Albuminoid Ammonia	0.002	0.007	0.009	0.010	0.005	0.006	0.006	0.007	0.006	0.011	0.009	0.009	0.006	0.012	0.009	0.009	0.006	0.013	0.003	0.013	0.007	0.008	0.009	0.012
Oxygen absorbed at 80°F (Tidy's Process)	0.008	0.026	0.036	0.021	0.027	0.020	0.024	0.033	0.008	0.024	0.045	0.023	0.035	0.020	0.036	0.036	0.020	0.015	0.024	0.029	0.025	0.028	0.048	0.032

TABLE 85
Bacteriological Analysis of Bombay water samples.
 1955.
Lactose Fermenters

Source.	January.		February.		March.		April.		May.		June.		July.		August.		September.		October.		November.		December.		
	I	II	I	II	I	II	I	II	I	II	I	II	I	II	I	II	I	II	I	II	I	II	I	II	
Water from 57" East Tansa Main at Vakola ...	c. c. -in 100	c. c. -in 100	c. c. -in 100	c. c. -in 100	c. c. -in 100	c. c. -in 100	c. c. -in 100	c. c. -in 100	c. c. -in 100	c. c. -in 100	c. c. -in 100	c. c. -in 100	c. c. -in 100	c. c. -in 100	c. c. -in 100	c. c. -in 100	c. c. -in 100	c. c. -in 100	c. c. -in 100	c. c. -in 100	c. c. -in 100	c. c. -in 100	c. c. -in 100	c. c. -in 100	c. c. -in 100
Water from 57" West Tansa Main at Vakola ...	c. c. -in 100	c. c. -in 100	c. c. -in 100	c. c. -in 100	c. c. -in 100	c. c. -in 100	c. c. -in 100	c. c. -in 100	c. c. -in 100	c. c. -in 100	c. c. -in 100	c. c. -in 100	c. c. -in 100	c. c. -in 100	c. c. -in 100	c. c. -in 100	c. c. -in 100	c. c. -in 100	c. c. -in 100	c. c. -in 100	c. c. -in 100	c. c. -in 100	c. c. -in 100	c. c. -in 100	c. c. -in 100
Water from 96" Tansa Main at Vakola ...	c. c. -in 100	c. c. -in 100	c. c. -in 100	c. c. -in 100	c. c. -in 100	c. c. -in 100	c. c. -in 100	c. c. -in 100	c. c. -in 100	c. c. -in 100	c. c. -in 100	c. c. -in 100	c. c. -in 100	c. c. -in 100	c. c. -in 100	c. c. -in 100	c. c. -in 100	c. c. -in 100	c. c. -in 100	c. c. -in 100	c. c. -in 100	c. c. -in 100	c. c. -in 100	c. c. -in 100	c. c. -in 100
Water from 57" East Tansa Main at Portuguese Church Street Dadar ...	c. c. -in 100	c. c. -in 100	c. c. -in 100	c. c. -in 100	c. c. -in 100	c. c. -in 100	c. c. -in 100	c. c. -in 100	c. c. -in 100	c. c. -in 100	c. c. -in 100	c. c. -in 100	c. c. -in 100	c. c. -in 100	c. c. -in 100	c. c. -in 100	c. c. -in 100	c. c. -in 100	c. c. -in 100	c. c. -in 100	c. c. -in 100	c. c. -in 100	c. c. -in 100	c. c. -in 100	c. c. -in 100
Water from 57" West Tansa Main at Portuguese Church Street, Dadar ...	c. c. -in 100	c. c. -in 100	c. c. -in 100	c. c. -in 100	c. c. -in 100	c. c. -in 100	c. c. -in 100	c. c. -in 100	c. c. -in 100	c. c. -in 100	c. c. -in 100	c. c. -in 100	c. c. -in 100	c. c. -in 100	c. c. -in 100	c. c. -in 100	c. c. -in 100	c. c. -in 100	c. c. -in 100	c. c. -in 100	c. c. -in 100	c. c. -in 100	c. c. -in 100	c. c. -in 100	c. c. -in 100
Water from 48" New Tansa Main at Vincent Road opp. Hindmata Cinema ...	c. c. -in 100	c. c. -in 100	c. c. -in 100	c. c. -in 100	c. c. -in 100	c. c. -in 100	c. c. -in 100	c. c. -in 100	c. c. -in 100	c. c. -in 100	c. c. -in 100	c. c. -in 100	c. c. -in 100		c. c. -in 100	c. c. -in 100	c. c. -in 100	c. c. -in 100	c. c. -in 100	c. c. -in 100	c. c. -in 100	c. c. -in 100	c. c. -in 100	c. c. -in 100	c. c. -in 100
Water from 48" Old Tansa Main at Vincent Road, opp. Hindmata Cinema ...	c. c. -in 100	c. c. -in 100	c. c. -in 100	c. c. -in 100	c. c. -in 100	c. c. -in 100	c. c. -in 100	c. c. -in 100	c. c. -in 100	c. c. -in 100	c. c. -in 50	c. c. -in 100	c. c. -in 100	c. c. -in 100	c. c. -in 100	c. c. -in 100	c. c. -in 100	c. c. -in 100	c. c. -in 100	c. c. -in 100	c. c. -in 100	c. c. -in 100	c. c. -in 100	c. c. -in 100	c. c. -in 100
Water from Outlet at Malabar Hill Reservoir ...	c. c. -in 100	c. c. -in 100	c. c. -in 100	c. c. -in 100	c. c. -in 100	c. c. -in 100	c. c. -in 100	c. c. -in 100	c. c. -in 100	c. c. -in 100	c. c. -in 50	c. c. -in 100	c. c. -in 100	c. c. -in 100	c. c. -in 100	c. c. -in 100	c. c. -in 100	c. c. -in 100	c. c. -in 100	c. c. -in 100	c. c. -in 100	c. c. -in 100	c. c. -in 100	c. c. -in 100	c. c. -in 100
Water from 36" Kalbadevi Outlet at Jn of Thkurwar Road ...	c. c. -in 100	c. c. -in 100	c. c. -in 100	c. c. -in 100	c. c. -in 100	c. c. -in 100	c. c. -in 100	c. c. -in 100	c. c. -in 100	c. c. -in 100	c. c. -in 100	c. c. -in 100	c. c. -in 100	c. c. -in 100	c. c. -in 100	c. c. -in 100	c. c. -in 100	c. c. -in 100	c. c. -in 100	c. c. -in 100	c. c. -in 100	c. c. -in 100	c. c. -in 100	c. c. -in 100	c. c. -in 100
Water from Outlet at Bhndarwada Reservoir ...	c. c. -in 100	c. c. -in 100	c. c. -in 100	c. c. -in 100	c. c. -in 100	c. c. -in 100	c. c. -in 100	c. c. -in 100	c. c. -in 100	c. c. -in 100	c. c. -in 100	c. c. -in 100	c. c. -in 100	c. c. -in 100	c. c. -in 100	c. c. -in 100	c. c. -in 100	c. c. -in 100	c. c. -in 100	c. c. -in 100	c. c. -in 100	c. c. -in 100	c. c. -in 100	c. c. -in 100	c. c. -in 100

TABLE-85 (Concl.)

SOURCE.	January.		February.		March.		April.		May.		June.		July.		August.		September.		October.		November.		December.	
	I	II	I	II	I	II	I	II	I	II	I	II	I	II	I	II	I	II	I	II	I	II	I	II
Water from 24" Dongri Outlet at Keshavji Naik Fountain	c.c. in 100	c.c. in 100	c.c. in 100	c.c. in 100	c.c. in 100	c.c. in 100	c.c. in 100	c.c. in 100	c.c. in 100	c.c. in 100	c.c. in 100	c.c. in 100	c.c. in 100	c.c. in 100	c.c. in 100	c.c. in 100	c.c. in 100	c.c. in 100	c.c. in 100	c.c. in 100	c.c. in 100	c.c. in 100	c.c. in 100	c.c. in 100
Water from 32" Vehar Main at Katchra Gabin Chembur	c.c. in 100	c.c. in 100	c.c. in 100	c.c. in 100	c.c. in 100	c.c. in 100	c.c. in 100	c.c. in 100	c.c. in 100	c.c. in 100	c.c. in 100	c.c. in 100	c.c. in 100	c.c. in 100	c.c. in 100	c.c. in 100	c.c. in 100	c.c. in 100	c.c. in 100	c.c. in 100	c.c. in 100	c.c. in 100	c.c. in 100	c.c. in 100
Water from 24" Vehar Main at Jn. of Old Agra Road and Belgrami Road, Kurla	c.c. in 100	c.c. in 100	c.c. in 100	c.c. in 100	c.c. in 100	c.c. in 100	c.c. in 100	c.c. in 100	c.c. in 100	c.c. in 100	c.c. in 100	c.c. in 100	c.c. in 100	c.c. in 100	c.c. in 100	c.c. in 100	c.c. in 100	c.c. in 100	c.c. in 100	c.c. in 100	c.c. in 100	c.c. in 100	c.c. in 100	c.c. in 100
Water from 32" Vehar Main at Vincent Road Opp Hindmata Cinema	c.c. in 100	c.c. in 100	c.c. in 100	c.c. in 100	c.c. in 100	c.c. in 100	c.c. in 100	c.c. in 100	c.c. in 100	c.c. in 100	c.c. in 100	c.c. in 100	c.c. in 100	c.c. in 100	c.c. in 100	c.c. in 100	c.c. in 100	c.c. in 100	c.c. in 100	c.c. in 100	c.c. in 100	c.c. in 100	c.c. in 100	c.c. in 100
Water from 24" Tulsi Main at Vakola	c.c. in 100	c.c. in 100	c.c. in 100	c.c. in 100	c.c. in 100	c.c. in 100	c.c. in 100	c.c. in 100	c.c. in 100	c.c. in 100	c.c. in 100	c.c. in 100	c.c. in 100	c.c. in 100	c.c. in 100	c.c. in 100	c.c. in 100	c.c. in 100	c.c. in 100	c.c. in 100	c.c. in 100	c.c. in 100	c.c. in 100	c.c. in 100

TABLE 86

VACCINE OPERATIONS WITH RESULTS.

Year.	Total No. of live births registered during the 12 months ending on 30th June	Primary vaccinations No. of children vaccinated during the Calender year	Number successful.	Percentage of successful vaccinations to the total No. of vaccinations results of which were known.	No. of revaccinations.	Total No. of persons vaccinated including primary vaccinations.
1	2	3	4	5	6	7
1946	55,398	51,574	38,174	99.66	9,63,301	10,14,875
1947	49,679	57,846	47,269	99.81	2,36,497	2,94,343
1948	51,638	61,086	49,244	99.81	5,66,914	6,28,000
1949	57,042	73,520	60,576	99.96	16,27,587	17,01,107
1950	59,419	76,750	66,023	99.96	4,48,355	5,25,105
1951	65,679	74,434	65,552	99.92	6,49,353	7,23,787
1952	64,174	72,871	65,031	99.98	4,25,534	4,98,405
1953	64,955	67,045	60,097	99.99	5,33,291	6,00,326
1954	61,505	72,941	52,358	99.99	16,05,135	16,78,076
1955	73,814	67,861	39,632	91.07	2,87,104	3,54,965

TABLE 87

RESULTS OF PRIMARY VACCINATIONS BY AGES. (Bombay City)

Results.	Under 1 Year.	1 to 6 years.	6 years & above.	Total.
Successful	...	33,324	6,239	39,632
Unsuccessful
Unknown	...	22,302	5,737	28,229

TABLE 88

INCOME AND COST

Amount realised by the sale of lymph, etc.	Municipal moiety of the fees realised from private vaccinations	Municipal fees*	Fees realised from vaccination certificates and other items	Fees realised for the issue of certificates of vaccination in international form.	Total realised	Cost of each successful operation taking into account all charges in.		Cost of each successful vaccination deducting the total income of the year.		Cost of each vaccination (primary & re-vaccination).	
						1954	1955	1954	1955	1954	1955
1	2	3	4	5	6	7		8		9	
Rs. a. p.	Rs. a. p.	Rs.	Rs.	Rs.	Rs. a. p.	Rs. a. p.	Rs. a. p.	Rs. a. p.	Rs. a. p.	Rs. a. p.	Rs. a. p.
8,750 2 6	3,210 8 0	3,035 0 0	460 0 0	13,040 0 0	28,495 10 6	3 7 5	2 3 2	2 15 4	1 12 6	0 2 0	0 5 5

*Municipal fees (Moiety only) realised from Medical and private students for receiving instructions in vaccination.

INDEX

	PAGE
Administration and divisions of the city	2
Adulteration of food	3
Analyst Municipal, annual report of	12
Area and population	1
Arthur Road hospital—annual report	10
Basket privies	2
Births and birth-rates	3
Births by months	19
Causes of deaths	3
Certificates of the cause of death	3
Cerebro-spinal meningitis	4
Cholera	4
Deaths and death-rates	3
Deaths by months	33
Deaths by sections	33
Deaths by sex and age	3
Deaths—causes of	26
Deaths from principal causes	26
Diphtheria	1,4
Disinfection	6
Dispensaries—Municipal	8
Education	9
Enteric Fevers	4
Epidemic diseases	4
Family planning clinics	7
Food—Seizure of and adulteration	1,3
Group of hospitals for tuberculosis at sewri—	4
Health visitors—Municipal	5,6,8
Hospitals—Isolation	10
Housing	2
Infant mortality	3
Infant mortality—Prevention of	6,7
Infectious Diseases	4,10
Insecticidal activities.	5
Legal Proceedings	3
Leprosy	5
Malaria, Ague and Remittent fevers	5
Malaria—Anti-malarial work	5
Maternal mortality	4
Maternity homes	6
Medical relief	8
Meteorology of 1955	1
Milk—Adulteration	3
Mobile squad	1
Notices under Municipal Act	3
Notification of infectious diseases	4
Plague	4
Population	1
Propaganda	9
Prosecutions	3
Rats—Destruction of	4
Re-organisation of the Deptt.	9
Review of the year	1
Sanitary inspection	2
School health nurses	7
School medical inspection	7
Small-pox	4
Still-births	3
Tables	14 to 75
Tuberculosis	4
Unwholesome food seizure and destruction of	1
Vaccination	13
Vaccination—Report of the Superintendent	13
Venereal diseases	5
Water supply	3