



Annual Report on Industrial
Co-operatives and Village Industries
in the Province of Bombay for the
Year 1948-49



BOMBAY

PRINTED AT THE GOVERNMENT CENTRAL PRESS

Obtainable from the Superintendent, Government Printing and Stationery
Bombay, or through the High Commissioner for India, India House,
Aldwych, London, W.C.2, or through any recognised Bookseller

Price—Rs. 2 As. 6 or 4s. 4d.

1951

Letter.

To.

THE SECRETARY TO GOVERNMENT,
DEVELOPMENT DEPARTMENT, BOMBAY.

No. ANR-IND of 1950.

Poona, 13th June 1950.

I forward herewith the Annual Report on Industrial Co-operative Societies and Village Industries in the State for the year ended 30th June 1949, submitted by the Joint Registrar, Industrial Co-operatives and Village Industries.

2. I am in general agreement with the conclusions arrived at by him and endorse his view that there has been a systematic planning and development of various types of cottage and village industries.

3. With regard to Industrial Co-operatives, the progress recorded during the year has been satisfactory. The Organisation and registration of one Regional and two District Industrial Co-operative Banks is expected to pave the way for providing adequate finance required by Primary Industrial Societies. The increase in the number of societies and their membership as well as working capital, have been satisfactory. It is expected that the appointment of Industrial Supervisors to supervise over the working of these societies will ensure systematic working of these Societies.

4. The working of technical training institutions of the Department, the interest taken by social workers, the financial and other assistance given by Government and increased awakening amongst artisans, have also contributed to the development of the "Induscos".

5. While as stated earlier I am in general agreement with the views expressed by the Joint Registrar, I am of opinion that it is not desirable to make a mention in the report of the observations made by Shri Adachi, Japanese Technician, who stated that "Tools and machines, which were in use with cottage industries in this Province, were such as were used in Japan half century ago". I would accordingly suggest that the two sentences, "Shri Adachi.....Century ago" and "It is true.....improve their position" may be deleted from paragraph 213 of Chapter XIV at page 130.

(Signed) P. J. CHINMULGUND,
Registrar, Co-operative Societies,
Bombay State, Poona.

b

OFFICE OF THE JOINT REGISTRAR FOR
INDUSTRIAL CO-OPERATIVES AND VILLAGE
INDUSTRIES :
20, Bombay-Poona Road, Poona 3.

To

The Registrar of Co-operative Societies
and Director of Agricultural Marketing
and Rural Finance, Bombay Province,
Poona.

No. ADM/ANR.

Poona 3, 22nd May 1950.

I submit herewith the annual report on Industrial Co-operative Societies and Village Industries in the Province of Bombay for the year ended 30th June 1949.

(Signed) R. N. TRIVEDI,
Joint Registrar for Industrial Co-operatives
and Village Industries, B. P., Poona.

Accompt. : Annual Report.

**ANNUAL REPORT ON INDUSTRIAL CO-OPERATIVE SOCIETIES
AND VILLAGE INDUSTRIES IN THE PROVINCE OF BOMBAY
FOR THE YEAR ENDED 30th JUNE 1949.**

CONTENTS.

	Page
CHAPTER I.	
GENERAL REVIEW—POLICIES AND PROGRESS.	
(1) Industrial policy	1
(2) Co-ordination Committee	1
(3) All India Cottage Industries Board	1
(4) Technical training institutions	3
(5) Village and cottage industries	3
(a) Cotton textile industry	3
(b) Cotton wool industry	3
(c) Dyeing and printing industry	4
(d) Coir and fibre industry	4
(e) Oil ghani industry	4
(f) Flaying, tanning and leather industry	5
(g) Pottery	6
(h) Glass and glass bangle manufacture	6
(i) Art-crafts	6
(j) Carpentry and smithy	6
(6) Octroi and terminal taxes	7
(7) Rehabilitation of displaced persons in cottage industries	7
(8) Industrial co-operation—	
General position	8
Organisation	8
Finance	9
Management	9
Cost of management	10
Owned funds	10
Supervision	10
Labourers' societies—	
(a) Forest labourers' societies	11
(b) Labour contract societies	12

CHAPTER II.

TECHNICAL ADVICE AND INSTRUCTION.

Technical advice	13
Technical training	14
(1) Handloom Weaving industry—	
(a) Weaving schools	15
(b) Weaving demonstrations	16
(2) Cottage wool industry—	
(a) Wool weaving institute	16
(b) Wool weaving school and demonstrations	16
(3) Dyeing and printing industry	17
(4) Sericulture	18
(5) Coir Industry	18
(6) Fibre Industry	19
(7) Tanning and leather working industry—	
(a) Tanning industry	19
(b) Leather working	20
(8) Carpentry and smithy	20
(9) Lacquerwork	21

	Page
(10) Cane and bamboo work	21
(11) Village oil industry	21
(12) Glass bangle manufacture	22
(13) Pottery	22
(14) Amelioration of backward classes	22
(15) Scholarships—	
(a) Art-crafts	22
(b) Technical studies	23
(16) Village Industries Committee	23

CHAPTER III.

EXPERIMENTATION AND RESEARCH.

(1) Village Industries Experimental Workshop, Poona	28
(2) Dyeing and printing	31
(3) Wool industry	31
(4) Sericulture	31
(5) Fibre industry	31
(6) Pottery	32
(7) Village Industries Research Laboratory, Poona	32
(8) Government Sisal Estate, Shrigonda, district Ahmednagar	34
(9) Handmade Paper Research Centre, Poona	34
(10) Bee-keeping	34
(11) General experimentation work	34

CHAPTER IV.

FINANCIAL ASSISTANCE BY THE STATE.

(1) Scheme for grant of loans and subsidies to co-operative societies and <i>bona fide</i> craftsmen for purchase of tools and equipment	36
(2) Scheme for grant of subsidies and loans to backward class artisans for purchase of appliances and tools	37
(3) Schemes for assistance to educated unemployed to start or develop cottage industries or to set up in business pertaining to them	38
(4) Schemes for grant of Haskell grants on loan-cum-subsidy basis	39
(5) Financial assistance to displaced persons and their co-operative societies	39
(6) Recovery of loans	40

CHAPTER V.

MARKETING THROUGH THE STATE.

A. Export Section.

(1) Handloom textiles	41
(2) Sisal fibre articles	42
(3) Sandalwood, rosewood, yellow wood, ivory and horn articles	42
(4) Propaganda and publicity	43
(5) Woollen kamblies	44
(6) Silk fabrics	44
(7) Trade Inquiries in handloom textiles	44

B. Sales Depots.

(1) Position in regard to purchase and sale and profit and loss	45
(2) Types of goods in demand at the depots	46
(3) Customer agency scheme	46
(4) Other assistance rendered by the depots to the cottage and small-scale industries of the Province	46
(5) Transfer of sales depots	47
(6) Organisation of new depots	47

CHAPTER VI.

SERICULTURE INDUSTRY.

The Silk Farm and Grainage Farm and model farms in sericulture	...	48
Garden section	...	48
Rearing section	...	49
Grainage section	...	49
Reeling section	...	49
Research and experimentation	...	49
Training section	...	50
Visitors	...	50
Tours	...	50
Propaganda	...	50
Miscellaneous	...	51

CHAPTER VII.

ART-CRAFTS.

(1) Training of artisans at the Lord Reay Art Workshop of the Sir J. J. School of Art, Bombay	...	52
(2) Training of cottage workers through technical staff at their villages	...	52
(3) Planning for future development	...	53

CHAPTER VIII.

INDUSTRIAL CO-OPERATION.

General	...	54
(A) Primary industrial societies—		
(1) Societies other than weavers	...	54
(a) Fishing	...	55
(b) Bee-keeping	...	55
(c) Ghazi oil industry	...	56
(d) Tanning and leather work	...	56
(e) Labourers' societies—		
(i) Forest labourers' societies	...	57
(ii) Labour contract societies	...	58
(f) Miscellaneous	...	58
(2) Weavers' societies	...	60
(3) Women's societies	...	62
(B) District Industrial Co-operative Associations	...	62
(C) Provincial Industrial Co-operative Association	...	65
II. District or regional industrial banks	...	67

CHAPTER IX.

VILLAGE INDUSTRIES COMMITTEE.

(a) Hand spinning and hand-weaving—		
(1) General khadi self-sufficiency scheme	...	69
(2) Khadi self-sufficiency work—opening of khadi centres	...	70
(3) Karnatak Compact area khadi scheme	...	71
(4) Khadi production centres in the scarcity areas of Karnatak	...	71
(5) Other general work for production of khadi	...	72
(b) Wool industry	...	72
(c) Palmgur industry	...	73
(d) Bee-keeping	...	73
(e) Handmade paper	...	73
(f) Sisal Fibre Centr Shrigonda, district Ahmednagar	...	74
(g) Industrial training	...	75
(h) Subsidies to institutions	...	75
(i) Surveys	...	76
(j) Salt industry	...	76
(k) Compact area schemes	...	76
(l) Miscellaneous	...	76

CHAPTER X.

AMELIORATION OF BACKWARD CLASSES.

(1) Peripatetic demonstration parties	77
(2) Technical scholarships	79
(3) Supervisory staff	81

CHAPTER XI.

POST-WAR RE-CONSTRUCTION SCHEMES.

(1) Post-war re-construction scheme No. 25	81
(2) Do. do.	64	83
(3) Do. do.	70	83
(4) Do. do.	71	83
(5) Do. do.	72	84
(6) Do. do.	73	84
(7) Do. do.	214	84
(8) Do. do.	216	85

CHAPTER XII.

MISCELLANEOUS.

(1) Conferences	85
(2) Exhibitions, shows and fairs	86
(3) Distribution of yarn	88

CHAPTER XIII.

ADMINISTRATION.

Gazetted Officers	90
District Officers for Industrial Co-operatives and Village Industries	90
Cost of working	91

CHAPTER XIV.

CONCLUSION.

Conclusion	91-92
------------	-----	-----	-----	-----	-------

APPENDICES.

APPENDIX "A"—Statement showing financial assistance sanctioned by the Joint Registrar for Industrial Co-operatives and Village Industries to co-operative societies, craftsmen, backward class persons, etc., for the development of various cottage industries in the Bombay State during the period from 1st July 1948 to 30th June 1949.

APPENDIX "B"—Statement showing financial assistance in the form of subsidies, loans and Government guarantee sanctioned by Government to different co-operative societies and other institutions during the period from 1st July 1948 to 30th June 1949 under special orders of Government.

APPENDIX "C"—Information in regard to important aspects of the working of the weavers' societies.

APPENDICES

v

APPENDIX "D"—Information regarding important items of work done by industrial associations

APPENDIX "E"—Information regarding the working of forest labourers' co-operative societies.

APPENDIX "F"—Information regarding the working of producers' societies other than weavers.

Graphical chart showing progress of the weavers' societies during 1946-47, 1947-48 and 1948-49.

Graphical chart showing progress of the producers' societies during 1946-47, 1947-48 and 1948-49.

APPENDIX "A".

Statement showing financial assistance sanctioned by the Joint Registrar for Industrial Co-operatives and Village Industries, Bombay State, Poona, to Co-operative Societies, Craftsmen, Backward Class persons, etc., for the development of various cottage industries in the Bombay State during the period from 1st July 1948 to 30th June 1949.

Serial No.	Name of the Scheme.	Name of the Industry.	Number of Co-operative Societies assisted.	Number of Craftsmen or Individuals assisted.	Total amount of subsidy sanctioned to		Total amount of loan sanctioned to		Total amount of subsidies and loans sanctioned to	
					Co-operative Institutions.	Individuals.	Co-operative Institutions.	Individuals.	Co-operative Institutions.	Individuals.
					6	7	8	9	10	11
					Rs. a. p.	Rs. a. p.	Rs. a. p.	Rs. a. p.	Rs. a. p.	Rs. a. p.
1.	Scheme for grant of loans and subsidies to Co-operative Societies and bonafide Craftsmen for purchase of tools and equipment and for working capital.	1. Tanning and Leather Working.	9	1	11,000 0 0	62 8 0	40,000 0 0	687 8 0	51,000 0 0	750 0 0
		2. Tanning	7	..	4,250 0 0	17,650 0 0	21,900 0 0
		3. Leather Working.	7	..	3,325 0 0	19,925 0 0	23,250 0 0
		4. Weaving	8	..	4,862 8 0	22,637 8 0	27,500 0 0
		5. Oil Extraction	4	2	27 8 0	18,000 0 0	1,082 8 0	18,000 0 0	1,110 0 0
		6. Glass Bangle making	2	..	3,100 0 0	9,100 0 0	12,200 0 0
		7. Bee keeping	1	..	3,400 0 0	7,500 0 0	10,000 0 0

APPENDIX "A"—*contd.*

Serial No.	Name of the Scheme.	Name of the Industry.	Number of Co-operative Societies assisted.	Number of Craftsmen or Individuals assisted.	Total amount of subsidy sanctioned to		Total amount of loan sanctioned to		Total amount of subsidies and loans sanctioned to	
					Co-operative Institutions	Individuals.	Co-operative Institutions.	Individuals.	Co-operative Institutions.	Individuals.
					6	7	8	9	10	11
					Rs. a. p.	Rs. a. p.	Rs. a. p.	Rs. a. p.	Rs. a. p.	Rs. a. p.
	8.	Carpentry and Smithy.	4	1	3,175 0 0	250 0 0	25,675 0 0	760 0 0	28,850 0 0	1,000 0 0
	9.	Tailoring, Toy making etc.	3	..	2,400 0 0	5,400 0 0	7,800 0 0
	10.	Labourers' Societies.	3	4,500 0 0	4,500 0 0
	11.	Sculpture	..	1	1,000 0 0	2,300 0 0	3,300 0 0
	12.	Fishery	..	1	5,000 0 0	5,000 0 0
	13.	Art and Crafts	..	3	750 0 0	2,250 0 0	3,000 0 0
	14.	Dyeing and Printing.	..	5	370 0 0	4,060 0 0	4,430 0 0
	15.	Gold work.	194 4 0	284 4 0	478 8 0
	16.	Lacquer work.	..	1	50 0 0	650 0 0	700 0 0
	Total	..	50	15	55,612 8 0	1,704 4 0	1,77,687 8 0	9,764 4 0	2,13,800 0 0	11,468 8 0

2	Scheme for grant of Loans and subsidies to Backward Class persons.	1. Leather working	..	2	375 0 0	1,025 0 0	2,000 0 0
		2. Tanning.	..	6	587 8 0	3,262 8 0	3,850 0 0
		3. Carpentry.	..	3	375 0 0	925 0 0	1,800 0 0
		4. Limemaking	..	1		500 0 0	500 0 0
Total			..	12	1,337 8 0	6,312 8 0	7,650 0 0

3	Scheme for grant of loans and subsidies to Educated unemployed persons.	1. Leather work ing.	..	1		2,000 0 0	2,000 0 0
		2. Dyeing and Printing.	..	1		1,850 0 0	1,850 0 0
		3. Manufacturing of tin articles.	..	2		5,000 0 0	3,000 0 0
		*4. Confectionery	..	3	1,600 0 0	4,500 0 0	6,000 0 0
		5. Manufacturing of gas menties.	..	1		2,000 0 0	2,000 0 0
		6. Wool weaving	..	1		1,000 0 0	1,000 0 0
		7. Art-Crafts	..	1		750 0 0	750 0 0
		8. Manufacturing of wooden toys.	..	1		2,000 0 0	2,000 0 0
		9. Manufacturing of foot rules.	..	3	650 0 0	3,350 0 0	4,000 0 0
Total			..	14	2,150 0 0	20,450 0 0	22,600 0 0

4	Scheme for grant of Haskell Grants on loan-cum-subsidy basis.	1. Oil Extraction	..	13	22	2,535 0 0	4,290 0 0	2,535 0 0	4,290 0 0	5,070 0 0	8,580 0 0
Grand Total		..	63	63	38,147 8 0	9,481 12 0	1,80,222 8 0	40,816 12 0	2,18,370 0 0	50,298 8 0	

20

APPENDIX " B ".

Statement showing financial assistance in the form of subsidies, loans and Government Guarantees sanctioned by Government to different co-operative Societies and other Institutions during the period from 1st July 1948 to 30th June 1949 under special orders of Government.

Serial No.	Name of the Co-operative Society or Institution.	Purpose.	Total amount of subsidy.	Total amount of loan.	Total amount of loan that can be raised on guarantee sanctioned by Government.	Grand total of financial assistance sanctioned to co-operative society or institution.
1	2	3	4	5	6	7
			Rs.	Rs.	Rs.	Rs.
1	The Provincial Industrial Co-operative Association Limited, Bombay.	Tanning	19,180	1,72,620	2,05,400	3,97,200
2	The Provincial Industrial Co-operative Association, Limited, Bombay.	Meta-smiths	--	83,500	95,000	1,78,500
3	The Bombay Suburban District Village Industries Association, Limited, Bombay.	Khadi production.	--	3,50,000	---	3,50,000
4	The Talaschora Panchal Wood & Iron Workers Producers' Co-operative Society, Limited, Talaschora, district Surat.	Carpentry and smithy work.	--	43,000	---	43,000
5	The Light Industrial Co-operative Association, Limited, Bombay.	Manufacture machinery.	--	17,000	---	17,000
6	The Panchim Khandesh Jilla Sahakari Saramjam and Yantra kam Karyalaya, Limited, Dhulla.	Manufacture of machinery.	--	1,14,000	---	1,14,000
7	The North Kanara District Industrial Co-operative Association, Limited, Honavar.	Multipurpose	--	25,000	---	25,000
8	The Bhim Leather Co-operative Society, Limited, Vaduj, district Satara.	Collection of raw bones.	--	1,000	---	1,000
9	The Bavala Charamodyoga Sahakari Mandal, Limited, Bavala, district Ahmedabad.	Do.	--	1,000	---	1,000
10	The Barwala Charamodyoga Sahakari Mandal, Limited, Barwala, district Ahmedabad.	Do.	--	1,000	---	1,000
11	The Veershalva Kakkaya Leather Manufacturing Co-operative Society Limited, Maltrav, district Sholapur.	Do.	--	1,000	---	1,000

APPENDIX "B" -contd.

Serial No.	Name of the Co-operative Society or Institution.	Purpose.	Total amount of subsidy.	Total amount of loan.	Total amount of loan that can be raised on guarantee sanctioned by Government.	Grand total of financial assistance sanctioned to co-operative society or institution.	
1	2	3	4	5	6	7	
			Rs.	Rs.	Rs.	Rs.	
12	The Talegaon Dhamdhare Charnakar Sahakari Limited, Dhamdhare, Poona.	Dhamdhare Audyogik Mandali, Talegaon district	Collection bones.	of --	1,000	--	1,000
13	The Kolgaon Workers Producers' Co-operative Society, Limited, Kolgaon, district Ahmednagar.	Leather Society,	Do.	-- --	1,000	--	1,000
14	The Bhivandi Co-operative Society, Limited, Bhivandi, district Thana.	Weavers' Society,	Yarn distribution.	-- --	8,00,000	--	8,00,000
15	The Belgaum Industrial Co-operative Association, Limited, Belgaum.	District Co-operative Association, Limited,	Do.	-- --	--	16,00,000	16,00,000
16	The Nasik District Industrial Co-operative Association, Limited, Nasik.	District Industrial Co-operative Association, Limited,	Do.	-- --	--	15,00,000	15,00,000
17	The Kalra District Industrial Co-operative Association, Limited, Nadad.	District Industrial Co-operative Association, Limited,	Do.	-- --	--	6,00,000	6,00,000
18	The Surat District Industrial Co-operative Association, Limited, Surat.	District Industrial Co-operative Association, Limited,	Do.	-- --	--	30,00,000	30,00,000
19	The Bijapur District Industrial Co-operative Association, Limited, Bagaikot.	District Industrial Co-operative Association, Limited,	Do.	-- --	--	12,00,000	12,00,000
20	The East Khandesh District Industrial Co-operative Association, Limited, Jalgaon.	District Industrial Co-operative Association, Limited,	Do.	-- --	--	5,00,000	5,00,000
21	The Dharwar District Industrial Co-operative Association, Limited, Hubli.	District Industrial Co-operative Association, Limited,	Do.	-- --	--	19,00,000	19,00,000
22	(a) The Provincial Industrial Co-operative Association, Limited, Bombay.	Provincial Industrial Co-operative Association, Limited,	Do.	-- --	--	75,00,000 8,00,000	75,00,000 8,00,000
	(b) The Provincial Industrial Co-operative Association, Limited, Bombay.	Provincial Industrial Co-operative Association, Limited,	Do.	-- --	--	23,00,000 2,00,000	23,00,000 2,00,000
23	The Ankleshwar Handloom Weavers' Co-operative Society, Limited, Ankleshwar.	Handloom Weavers' Co-operative Society, Limited,	Do.	-- --	--	1,75,000	[1,75,000
24	The Ahmedabad District Industrial Co-operative Association, Limited, Ahmedabad.	District Industrial Co-operative Association, Limited,	Do.	-- --	--	2,00,000	2,00,000

APPENDIX B—concl'd.

Serial No.	Name of the Co-operative Society or Institution.	Purpose.	Total amount of subsidy	Total amount of loan.	Total amount of loan that can be raised on guarantee sanctioned by Government.	Grand total of financial assistance sanctioned to co-operative society or institution.
1	2	3	4	5	6	7
			Rs.	Rs.	Rs.	Rs.
25	The Poona Co-operative Purchase and Sale Union, Limited, Poona.	grain distribution.	--	--	50,000	5,50,000
26	The Satara District Industrial Co-operative Association, Limited, Karad.	Do.	--	--	2,00,000	2,00,000
27	The Surat Vankar Sangh, Limited, Surat.	Do.	--	--	20,00,000	20,00,000
28	The Karoda Borwani Group Forest Labourers' Co-operative Society, Limited.	Labourers' societies.	--	--	15,000	15,000
29	The Mandavi Taluka Labourers' Co-operative Society, Limited.	Do.	--	--	30,000	30,000
30	The Chayyan Group Forest Labourers' Co-operative Society, Limited.	Do.	--	--	10,000	10,000
31	The Murbad Taluka Paschim Vibhag Adiwasi Sahakari Sangh Limited.	Do.	--	--	15,000	15,000
32	The Kushiwadi Vibhag Adiwasi Major Sahakari Sangh, Limited.	Do.	--	--	47,000	47,000
33	The Kainad Vibhag Adiwasi Sahakari Sangh, Limited.	Do.	--	--	30,000	30,000
34	The Shahapur Vibhag Adiwasi Kamgar Sahakari Sangh, Limited.	Do.	--	--	45,000	45,000
35	The Aswal Vibhag Adiwasi Kamgar Sahakari Sangh, Limited.	Do.	--	--	20,000	20,000
36	The Kondana Gut Adiwasi Major Sahakari Sangh, Limited.	Do.	--	--	30,000	30,000
37	The Ranshet Vibhag Adiwasi Kamgar Sahakari Sangh, Limited.	Do.	--	--	30,000	30,000
38	The Dhasal Vibhag Adiwasi Major Sahakari Sangh, Limited.	Do.	--	--	37,000	37,000
39	The Kashmiri Adiwasi Sahakari Kamgar Sangh, Limited.	Do.	--	--	3,000	3,000
40	The Lonje Major Sahakari Mandal, Limited.	Do.	--	--	8,000	8,000
Total ..			19,180	8,11,120	2,54,35,490	2,62,65,790

APPENDIX C.

APPENDIX

Weavers'

Name of the Society.	No. of the Societies.	Number of members.			No. of non-members, if any, employed in production activities.
		Weavers who work their own looms.	Master Weavers.	Sympathisers.	
1	2	3	4	5	6
Weavers' Societies	268	34,676	21	7,904	2,946
Figures from the merged States.	105	4,845	40	431

Name of the Society.	No. of the Societies.	Number of looms in use.			
		Worked by master weavers.			
1	2	Throw shuttle looms.	Fly-shuttle looms.	Automatic take-up looms.	Pedal looms.
		15	16	17	18
Weavers' Societies	125
Figures from the merged States.

Name of the Society.	No. of the Societies.	Commission on supply on raw materials, tools, accessories, etc.	Commission on sale of finished products.	Amount received as hire of tools and equipment.	Loans due from members.	Overdues.
		28	29	30	31	32
1	2	28	29	30	31	32
Weavers' Societies	Rs. 3,27,166	Rs. 16,801	Rs. 66	Rs. 2,14,204	Rs. 41,831
Figures from the merged States.	50,713	8,375	10,773	19,002	3,016

C.
Societies.

Number of looms in use.							
Worked by the Society.				Worked by artisan weavers themselves.			
Throw shuttle looms.	Fly shuttle looms.	Automatic take up looms.	Pedal looms.	Throw shuttle looms.	Fly shuttle looms.	Automatic take-up looms.	Pedal looms.
7	8	9	10	11	12	13	14
76	888	11	91	19,477	41,464	661	7,742
69	18	30	346	1,226	6,132	151

Value of raw materials supplied.			Value of finished products sold.			Total amount of wages paid by the Society to		
Used by society for its production activities.	Supplied to individual members.	Supplied to non-members.	Manufactured by the society itself.	Manufactured by individual members.	Manufactured by non-members.	Members.	Non-members.	Average daily wage rate.
19	20	21	22	23	23	25	26	27
Rs.	Rs.	Rs.	Rs.	Rs.	Rs.	Rs.	Rs.	Rs.
36,20,001	1,88,56,190	74,77,856	33,66,199	39,98,882	43,74,028	99,940	16,907
97,177	42,64,641	41,602	48,381	76,476	343	9,127

Cost of management.	Share capital	Government loan.	Bank loan.	Deposit from members, non-members.	Reserve and other funds.	Total working capital.	Profit or loss during the year.	Remarks.
38	34	35	36	37	38	39	40	41
Rs.	Rs.	Rs.	Rs.	Rs.	Rs.	Rs.	Rs.	
6,60,391	13,88,200	21,952	36,55,968	18,91,616	12,23,719	82,54,132	4,49,351	Profit.
							36,627	Loss.
52,506	2,34,016	2,40,970	6,19,265	58,627	11,52,878	41,001	Profit.

D.

Associations.

Number of looms in use.									
Worked by the Association.				Worked by the weavers themselves.					
Throw shuttle looms.	Fly shuttle looms.	Automatic take-up looms.	Pedal looms.	Throw shuttle looms.	Fly shuttle looms.	Automatic take up looms.	Pedal looms.		
7	8	9	10	11	12	13	14		
3	48	7	1,621	14,167	540	59 8		
....		
Name of Industries with which the association might be dealing.									
(a)	(b)	(c)	(d)	(e)	Miscellaneous.				
			19						
....		
....		
Value of finished products sold.									
Supplied to societies.		Supplied to non-members.		Manu- factured on the associa- tion's account.	Manu- factured by individual members on their account.	Manu- factured by affiliated societies or their members.	Manu- factured by non- members.		
Yarn.	Other material.	Yarn.	Other material.	24	20	30	31		
24	25	26	27						
Rs. 1,10,17,145	Rs. 2,63,108	Rs. 26,44,453	Rs. 1,55,620	Rs. 9,14,103	Rs. 47,829	Rs. 43,958	Rs. 7,317		
3,35,40,985	8,95,268	72,256		
Over dues.	Cost of manage- ment.	Share Capital.	Govern- ment loan.	Bank loan.	Deposits from members and non- members.	Reserve and other funds.	Total working capital.	Profit or loss during the year.	Remarks.
30	40	41	42	43	44	45	46	47	48
Rs. 9,180	Rs. 3,27,240	Rs. 2,68,330	Rs. 80,47,880	Rs. 49,31,066	Rs. 2,20,402	Rs. 5,92,301	Rs. 99,59,937	Rs. -24,941	
....	1,84,554	2,11,890	93,01,081	2,47,670	50,000	98,06,541	+1,97,131	

APPENDIX E.

Statement showing the working of Forest Labourers' Societies for the year 1948-49.

No. of societies.	No. of members.	No. of coupes allotted.	Area of coupes in acres.	Upset price of coupes.	No. of Labour units engaged.	Total sales.			Daily and piece wages including transport charges.	Other working expenses and cost of management.	Material exploited.			Share capital.	Reserve and other funds.	Last year's profit.	Net profit.
						OLD.	NEW.	Total.			Timber C. ft.	Char- coal Tons.	Kita Tons.				
1	2	3	4	5	6	7	8	9	10	11	12	13	14	15	16	17	18
				Rs.	Rs.	Rs.	Rs.	Rs.	Rs.	Rs.	Rs.	Rs.	Rs.	Rs.	Rs.	Rs.	Rs.
28	2,421	33	2,769	3,07,250	1,18,082	1,36,701	6,11,478	7,98,179	4,91,940	1,20,889	1,57,065	3,075	7,771	20,794	42,004	62,584	2,02,878

APPENDIX F.

APPENDIX

Producers'

Name of the Society.	No. of Societies.	Number of members.			Name of the industry or industries which the society is engaged.	Principal details regarding production activities of the society.
		Individual artisans working themselves.	Individual members who employ artisans.	Sympathisers		
		1	2	3		
		Rs.	Rs.	Rs.	Rs.	Rs.
Producers' Societies	375	26,498	36	1,893
Societies in Merged States	13	107	..	99

Name of the Society.	No. of Societies.	Total amount of wages paid by the society to		Average daily wage rate.	Commission on supply of raw materials, tools, accessories, etc.
		Members.	Non-members.		
		15	16		
		Rs.	Rs.	Rs.	Rs.
Producers' Societies	375	2,54,195	88,936	27,384
Societies in Merged States	13	9,061	2,723

Name of the Society.	No. of Societies.	Share capital.	Government loan.	Bank loan.	Deposits from members and non-members.
		24	25	26	27
		Rs.	Rs.	Rs.	Rs.
Producers' Societies	375	17,34,564	4,25,109	11,57,497	11,15,386
Societies in Merged States.	13	5,655	47,540

F.

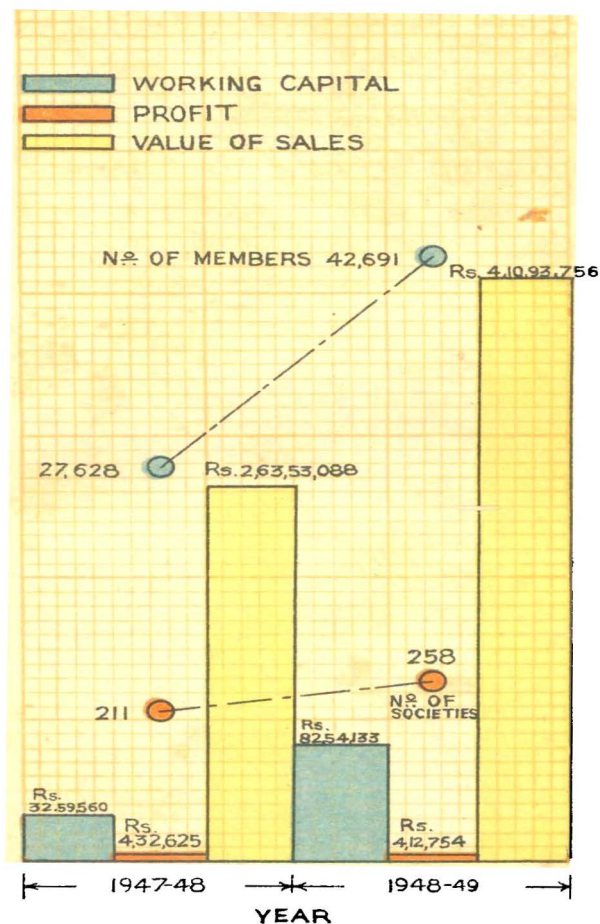
Societies.

Rate of bonus, if any, were declared.	Value of raw materials supplied.			Value of finished products sold.		
	Used by society for its production activities.	Supplied to individual members.	Supplied to non-members.	Manufactured by the society on its own account.	Manufactured by individual members on their own account.	Manufactured by non- members on their own account.
8	9	10	11	12	12	14
	Rs.	Rs.	Rs.	Rs.	Rs.	Rs.
12½	33,28,744	24,50,748	8,11,227	28,50,735	14,84,817	1,20,421
....	63,840	10,563

Commission on sale of finished products.	Amount received as hire of tools and equipment.	Loans due from members.	Overdues.	Cost of management.
19	20	21	22	23
Rs.	Rs.	Rs.	Rs.	Rs.
50,530	1,01,380	4,58,218	16,233	6,23,297
223	56,193	375	375	29,087

Reserve and other funds.	Total working capital.	Profit or loss during the year.	Remarks.
28	29	30	31
Rs.	Rs.	Rs.	
4,40,700	48,82,265	3,61,235 Profit. 98,356 Loss.	
304	53,568	7,875 Profit. 29 Loss.	

GRAPHICAL CHART SHOWING THE
 PROGRESS OF WEAVERS' CO-OPERATIVE
 SOCIETIES IN THE STATE OF BOMBAY
 DURING THE FINANCIAL YEARS 1947-48
 & 1948-49



**GRAPHICAL CHART SHOWING THE
PROGRESS OF INDUSTRIAL CO-OPERATIVE
SOCIETIES IN THE STATE OF BOMBAY
DURING THE FINANCIAL YEARS 1947-48
& 1948-49**

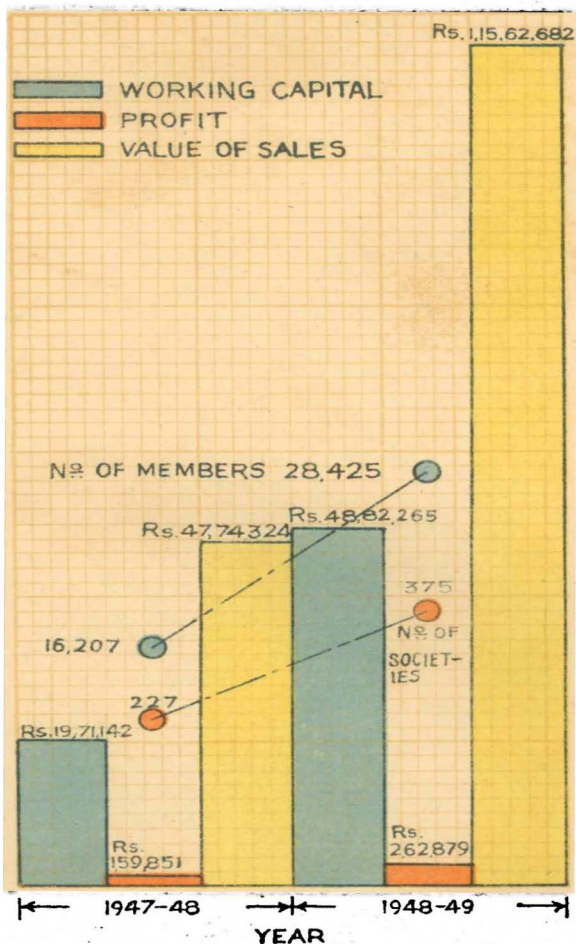
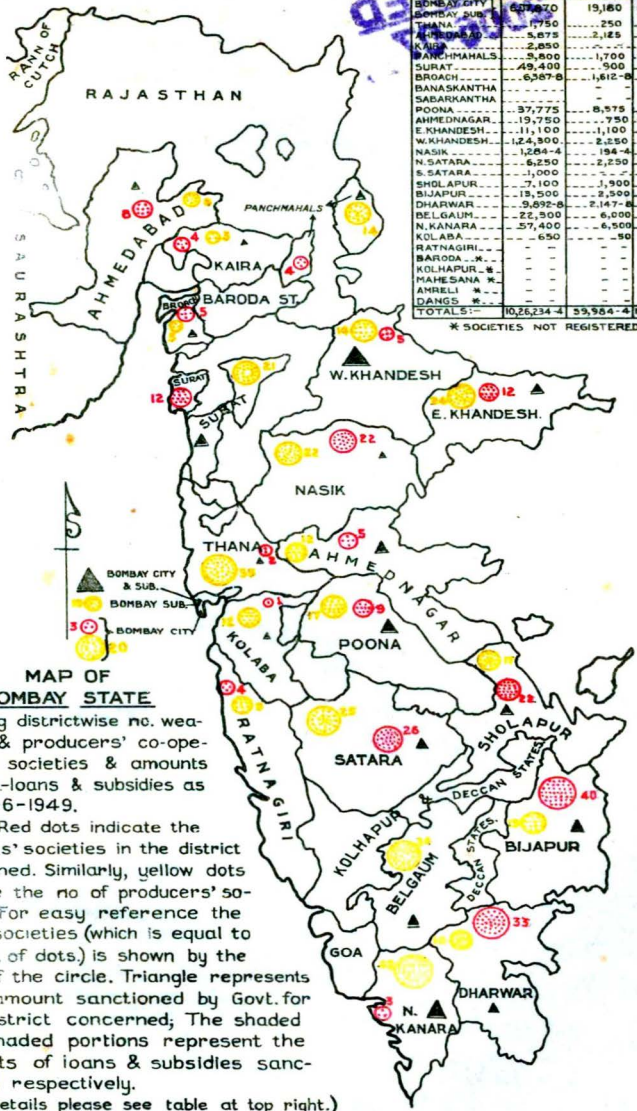


TABLE OF LOANS & SUBSIDIES SANCTIONED FOR THE PERIOD FROM 1-7-48 TO 30-6-49				
DISTRICT	NO. LOAN AS	SUBSIDY RS.	TOTAL AS.	RS.
BOMBAY CITY	637,770	19,180	6,57,050	
BOMBAY SUB.				
THANA	1,750	250	2,000	
KANARA	5,875	2,125	8,000	
KARVA	2,850	-	2,850	
PANCHMAHALS	3,800	1,700	1,15,000	
SURAT	49,400	900	50,300	
BROACH	6,875	1,612-8	8,000	
BANSKANTHA	-	-	-	-
SABARKANTHA	-	-	-	-
POONA	37,775	8,575	46,350	
AHMEDNAGAR	19,750	750	20,500	
E. KHANDESH	11,100	1,100	12,200	
W. KHANDESH	124,900	2,250	1,26,350	
NASIK	1,284-4	194-4	1,478-8	
N. SATARA	6,250	2,250	8,500	
S. SATARA	1,000	-	1,000	
SHOLAPUR	7,100	1,900	9,000	
BIJAPUR	13,500	2,500	16,000	
DHARWAR	9,892-8	2,147-8	12,040	
BELGAUM	22,300	6,000	28,300	
N. KANARA	57,400	6,500	63,900	
KOLABA	650	50	700	
RATNAGIRI	-	-	-	-
BARODA	-	-	-	-
KOLHAPUR	-	-	-	-
MAHESANA	-	-	-	-
ANRELI	-	-	-	-
DANGS	-	-	-	-
TOTALS:-	10,26,234-4	33,984-4	10,66,218-8	

* SOCIETIES NOT REGISTERED.



MAP OF BOMBAY STATE

Showing districtwise no. weavers' & producers' co-operative societies & amounts of Govt-loans & subsidies as on 30-6-1949.

N.B:- Red dots indicate the weavers' societies in the district concerned. Similarly, yellow dots indicate the no. of producers' societies. For easy reference the no. of societies (which is equal to the no. of dots) is shown by the side of the circle. Triangle represents total amount sanctioned by Govt. for the district concerned; The shaded & unshaded portions represent the amounts of loans & subsidies sanctioned respectively.

(For details please see table at top right.)